



**SOD
POODLES
BASEBALL
CLUB**

NEWS & NOTES

HODGETOWN

715 S. BUCHANAN ST

AMARILLO, TEXAS 79101

806-803-7762

TWITTER: @SODPOODLES

Sod Poodles PR Department: Director, Cory Hilborne - CoryH@SodPoodles.com, 806-803-8778 - Coordinator: A.J. Bartucca, AJB@SodPoodles.com

Amarillo Sod Poodles (15-18)

RHP Chad Patrick (0-5, 8.69 ERA)

VS.

Frisco RoughRiders (13-19)

RHP Tekoah Roby (1-3, 6.83 ERA)

Tuesday, May 16, 2023 • 11:05 AM CT • Riders Field • Radio: KVWE-102.9 FM • Game 34 • Away Game 16

SEASON RESULTS

Date	Site	Result
4/6	@ FRI	L, 12-4
4/7	@ FRI	W, 3-1
4/8	@ FRI	W, 5-3
4/25	FRI	W, 9-7
4/26	FRI	W, 12-11 (10)
4/27	FRI	L, 5-1
4/28	FRI	L, 12-6
4/29	FRI	W, 11-4
4/30	FRI	L, 12-7
5/16	@ FRI	
5/17	@ FRI	
5/18	@ FRI	
5/19	@ FRI	
5/20	@ FRI	
5/21	@ FRI	

MIDLAND SERIES CAPSULE

2023 at Home: 3-3
2023 on Road: 2-1
All-Time at Home: 25-25
All-Time on Road: 17-19
All-Time Totals: 42-44

STREAKS

Last 5 Games: 1-4
Last 10 Games: 3-7
Longest 2023 Winning Streak: 3
Longest 2023 Losing Streak: 3
All-Time W/L: 213-213

LEAGUE STANDINGS

NORTH (W-L-PCT-GB)

ARKANSAS	22-11 .667 --
TULSA	22-11 .667 --
WICHITA	15-17 .469 6.5
NW ARKANSAS	15-18 .455 7.0
SPRINGFIELD	14-19 .424 8.0

SOUTH (W-L-PCT-GB)

MIDLAND	19-14 .576 --
SAN ANTONIO	16-17 .485 3.0
AMARILLO	15-18 .455 4.0
FRISCO	13-19 .406 5.5
CORPUS CHRISTI	13-20 .394 6.0

TEAM LEADERS

AVERAGE: .406 - Bliss
HITS: 52 - Bliss
2B: 12 - Bliss
TRIPLES: 2 (2x) - Bliss & Roberts
HOME RUNS: 6 - Bliss
RBI: 22 - Bliss
OBP: .433 - Bliss
STOLEN BASES: 11 - Bliss
SO (P): 33 - Albright
SAVES: 4 - Backhus
ERA: 3.31 - Pope
WINS: 2 (3x) - Albright, Rice & Saalfank

ATTENDANCE

Last: 4,621
Total: 87,961
Average: 5,174
No. of Sellouts: 6

LET'S SPLIT THE BILL: The Sod Poodles split their twin bill on Sunday with the RockHounds but their loss in game two marked their second consecutive series loss...The Sod Poodles climbed to a 10-1 victory in game one behind a dominant outing from **Luke Albright** where he went 5.0 innings and allowed one earned on two hits and four walks while dealing six punchies...The bullpen consisted of **Andrew Saalfank** and **Jake Rice** who held the opposition hitless in game one with the bats supporting, outhitting the RockHounds, 9-2...In game one, **Ryan Bliss**, **Juan Centeno** and **Tim Tawa** collected multiple hits with Tawa and **Kevin Vicuña** launching balls out of the park...However, Midland flipped the script in game two with a 13-1 victory over Amarillo while out hitting the Sod Poodles 11-4...Bliss also mashed his club-best sixth homer in game two....**Chad Patrick** gets the nod for the Sodpods today as they begin a two week road trip with their first stop in Frisco for a six-game series.

A.J. STREAK-OVICH: A.J. Vukovich went 1-for-3 with an RBI and a run scored in game one and extended his hit streak to 10 games (4/29-5/14/23) which ties second for the longest hit streak on the club this season...Across this stretch, Vukovich is slashing .357/.372/.643 with three doubles and as many home runs while driving in nine runs...Across all D-backs minor leaguers in the month of May, he is tied fifth for homers (2), tied third for XBH (5), tied fourth for two-baggers (3) and tied seventh for total bases (19).

BLISSTERING HOT: Ryan Bliss turned in a 3-for-6 day at the plate across both games of the double header with a double, home run, RBI, two walks, three runs scored and a stolen base...Bliss walked away from the series going 12-for-23 (.521 AVG) with four doubles, two homers, three RBI, two walks, seven runs scored and two swiped bags while extending his hit streak to nine games...Bliss holds the crown for AVG (.400, 18-for-45), SLG (.756), hits (18), doubles (4), XBH (8) and total bases (34) while tying for first in homers (4) and ranking second for OBP (.449) across the D-backs organization in the month of May.

BOMB-VOYAGE: Kevin Vicuña went 1-for-3 with a home run, three RBI and a run scored in game one...Vicuña's homer was his first in Amarillo threads and first since 9/4/2022 (REA)...Additionally, his three-RBI performance was his first since 7/1/2022 when he drove in as many for the Phillies' Double-A affiliate while also being good for his first three RBI as a Sod Poodle...Vicuña's long ball marks his fifth through three seasons and 170 games at the Double-A level.

KING LUKE: Luke Albright fired 5.0 innings of one run ball and allowed two hits, four walks and punched out six in game one for his second win of the season...Albright's 33 punch outs this season is good for the most punchies on the club while also posting an 11.3 K/9 (26.2 IP)...In Albright's last 11 games dating back to 8/25/2022 with Hillsboro, he has struck out at least six while going at least five innings six separate times.

THEY'RE SAAL-TY: Andrew Saalfank came on for relief in game one and held Midland hitless while punching out one batter through 1.0 IP...Saalfank has now held his opponent to no earned runs eight times in 11 games (17.1 IP) this season while allowing just three hits in his last five games (6.2 IP) dating back to 4/29/2023 versus Frisco...The southpaw is now posting the most strikeouts among Sod Poodle relievers and the third most overall which is also ranked 10th in the Diamondbacks organization.

SOD POODLES BREAKDOWN

At Home: 8-10
On the Road: 7-8
Day Games: 2-5
Night Games: 13-13
vs. RHP: 12-16
vs. LHP: 3-2
First Half: 15-18
Second Half: 0-0
April: 11-10
May: 4-8
June: 0-0
July: 0-0
August: 0-0
September: 0-0
Monday: 0-0
Tuesday: 1-4
Wednesday: 5-0
Thursday: 2-4
Friday: 2-4
Saturday: 3-2
Sunday: 2-4

Scoring First: 8-6
Opponent Scoring First: 7-12
Extra Innings: 2-0
Doubleheaders: 1-1
Commit An Error: 10-14
Commit No Errors: 5-4
Walk-Off Wins: 1
Walk-Off Losses: 0

vs. North 1st Half: 3-3
vs. South 1st Half: 12-15
vs. North 2nd Half: 0-0
vs. South 2nd Half: 0-0

Scoring 4+ Runs: 12-11
Opp. Scoring 4+ Runs: 5-17
Scoring 3 Or Fewer Runs: 3-7
Opp. Scoring 3 Or Fewer Runs: 10-1
Out-Hit Opponent/Tie: 13-6
Out-Hit By Opponent: 2-12
Lead After 6: 11-0
Trail After 6: 3-18
Tied After 6: 1-0
Lead After 7: 12-0
Trail After 7: 2-18
Tied After 7: 1-0
Lead After 8: 13-0
Trail After 8: 1-18
Tied After 8: 1-0

Series (W-L-T): 1-2-3
Game 1: 1-5
Game 2: 6-0
Game 3: 3-3
Game 4: 1-4
Game 5: 3-2
Game 6: 1-4
Series Sweeps: 0
Series Been Swept: 0

UPCOMING GAMES

DAY	DATE	OPPONENT	PROBABLE PITCHERS		TIME (CT)	RADIO
Wed	May 17	@ FRI	RHP Deyni Olivero (1-2, 8.87 ERA)	vs. RHP Jack Leiter (1-2, 4.35 ERA)	6:35 PM	KVWE-102.9 FM
Thur	May 18	@ FRI	TBD	vs. RHP Ryan Garcia (0-3, 9.64 ERA)	6:35 PM	KVWE-102.9 FM
Friday	May 19	@ FRI	RHP Luke Albright (2-2, 5.74 ERA)	vs. RHP Owen White (1-0, 3.73 ERA)	7:05 PM	KVWE-102.9 FM



STARTING PITCHER



#15 CHAD PATRICK - RHP

HEIGHT: 6'1"

WEIGHT: 205

B/T: R/R

AGE: 24 (8/4/1998 in Crown Point, IN)

6 G

0-5

25/13 K/BB

8.69 ERA

LAST WIN: 9/11/2022 @ EVE (HIL)

LAST SAVE: None

LONGEST 2023 OUTING: 4.2 Innings (5/10 vs. MID)

VS. LEFT: .333/.455/.519, 9 H, 2 2B, HR, 7 RBI, 6 BB, 7 K

LAST HOME RUN ALLOWED: 5/4/2023 @ CC (Shay Whitcomb, 1st inning, two-run)

2023 VS. FRI: 1 GS, 0-1, 0.2 IP, 7 R, 7 ER, 5 H, HR, BB, 2 K

VS. RIGHT: .316/.391/.509, 18 H, 5 2B, 2 HR, 7 RBI, 7 BB, 18 K

Entering his third professional season, he was selected by the Arizona Diamondbacks in the 4th round (107th overall) in the 2021 MLB Draft out of Purdue Northwest University.

Struck out 15 batters twice during his final season in college...Racked up double-digit strikeouts in five of his nine starts in 2021...Had eight quality starts.

Made his professional debut on 9/9/2021 vs. Lake Elsinore where he allowed just one earned run over 3.0 frames and fanned four.

Won his first two relief appearances of the 2022 campaign, tossing a pair of scoreless outings on a pair of hits over 2.2 IP with the ACL D-backs on a rehab assignment.

Combined to go 5-2 with a 3.30 ERA across 13 games (10 starts) between the Arizona Complex League, Low-A Visalia and High-A Hillsboro in 2022.

Fanned seven in his Hillsboro debut while allowing an unearned run over 4.0 IP with a hit allowed against Spokane on 8/14/2022.

Set a career-high with nine strikeouts in his start on 8/31/22 against Tri-City...Surrendered five hits over the same amount of IP without issuing a walk.

CAREER STATS

YEAR	CLUB	W-L	ERA	G	GS	CG	SHO	IP	H	R	ER	HR	HBP	BB	SO	WP	GIDP	BAA
2021	Visalia (A-)	0-0	4.76	2	0	0	0	5.2	11	3	3	0	1	1	6	1	0	.423
2022	ACL D-backs (Rk)	2-0	0.00	3	0	0	0	4.2	3	1	0	0	0	2	7	1	0	.200
	Visalia (A-)	0-2	3.46	4	4	0	0	13.0	12	6	5	2	0	5	17	0	1	.245
	Hillsboro (A+)	3-0	3.77	6	6	0	0	28.2	26	14	12	1	0	10	30	1	2	.234
2023	Amarillo (AA)	0-5	8.69	6	6	0	0	19.2	27	19	19	3	0	13	25	1	1	.321
MINOR LEAGUE TOTALS		5-7	4.90	21	16	0	0	71.2	79	43	39	6	1	31	85	4	4	.277

2022 HIGHS

INNINGS: 6.0 IP (8/20 vs. EUG (HIL))

HITS: 7 (8/20 vs. EUG (HIL))

RUNS: 4 (8/2 vs. LE (VIS))

EARNED RUNS: 4 (8/2 vs. LE (VIS))

STRIKEOUTS: 9 (8/31 vs. TRI (HIL))

WALKS: 4 (9/6 @ EVE (HIL))

HOME RUNS: 2 (8/2 vs. LE (VIS))

WINNING STREAK: 2 (7/8-7/12)

LOSING STREAK: 2 (7/27-8/2)

SHORTEST START: 3.0 IP (7/22 vs. RC (VIS))

PITCHES THROWN: 84 (9/11 @ EVE (HIL))

CAREER HIGHS

INNINGS: 6.0 IP (8/20/22 vs. EUG (HIL))

HITS: 8 (4/16/23 vs. CC)

RUNS: 7 (4/28/23 vs. FRI)

EARNED RUNS: 7 (4/28/23 vs. FRI)

STRIKEOUTS: 9 (8/31/22 vs. TRI (HIL))

WALKS: 4 (9/6/22 @ EVE (HIL))

HOME RUNS: 2 (8/2/22 vs. LE (VIS))

WINNING STREAK: 2 (7/8-7/12/22)

LOSING STREAK: 5 (4/11-5/4/23)

SHORTEST START: 0.2 IP (4/28/23 vs. FRI)

PITCHES THROWN: 85 (5/10/23 vs. MID)

2022 SPLITS

VS. RIGHT: .227, 20 H, 6 2B, 3B, 2 HR, 9 RBI, 14 BB, 26 K

VS. LEFT: .241, 21 H, 2 2B, HR, 5 RBI, 3 BB, 28 K

HOME: 3-1, 2.57 ERA, 6 GS, 28.0 IP, 8 ER, 8 BB, 39 K

ROAD: 2-1, 4.48 ERA, 4 GS, 18.1 IP, 9 ER, 9 BB, 15 K

W/ RISP: .175, 7 H, 3 2B, 10 RBI, 4 BB, 11 K

DAY: 1-0, 3.55 ERA, 3 GS, 15.2 IP, 6 ER, .228 BAA, 7 BB, 15 K

NIGHT: 4-2, 3.28 ERA, 7 GS, 30.2 IP, 11 ER, .237 BAA

OPPOSING STARTER - RHP TEKOAH ROBY (1-3, 6.83 ERA)

CAREER VS. AMA: 2 GS, 1-0, 8.2 IP, 4 R, 4 ER, 10 H, 3 HR, 4 BB, 13 K

BATTER-PITCHER MATCH-UPS (ALL-TIME)

SOD POODLES VS. TEKOAH ROBY:									ROUGHRIDERS VS. CHAD PATRICK:								
PLAYER	H	AB	AVG	XBH	HR	RBI	BB	SO	PLAYER	H	AB	AVG	XBH	HR	RBI	BB	SO
Roberts	1	1	1.000	0	0	1	1	0	Acuña	1	1	1.000	0	0	0	0	0
Bliss	4	5	.800	2	2	2	0	1	Biggers	1	1	1.000	1	1	3	0	0
Centeno	1	2	.500	0	0	0	0	0	Carter	1	1	1.000	0	0	0	0	0
Tawa	1	2	.500	1	1	1	0	1	Kapers	1	1	1.000	0	0	0	0	0
Dalesandro	1	4	.250	0	0	0	0	0	Seise	1	1	1.000	1	0	2	0	0
Vukovich	0	4	.000	0	0	0	0	3	Hauver	0	1	.000	0	0	0	0	1
De Los Santos	0	3	.000	0	0	0	1	0	Harris	0	1	.000	0	0	1	0	0
Enriquez	0	2	.000	0	0	0	0	2	Saggese	0	0	.000	0	0	0	1	0
Del Castillo	0	2	.000	0	0	0	0	1									
Lawlar	0	3	.000	0	0	0	2	1									

WEDNESDAY'S STARTER - RHP DEYNI OLIVERO (1-2, 8.87 ERA)

The right-hander takes the ball for the second of a six-game set in Frisco, making his seventh start of the 2023 campaign while in his 7th professional season...Across his 2022 season, he split time across three D-backs farm clubs, logging a 5.27 ERA, 28 GS, 141.2 IP, 83 ER, 48 BB, 105 K with a 4-11 record...It is his second season toeing the rubber in Amarillo threads.

#13 DEYVISON DE LOS SANTOS - INF													2023 HIGHS: Hits - 3, Runs - 2, RBI - 3, HR - 1, 2B - 1, 3B - 0, BB - 1, K - 3, SB - 1					
HEIGHT: 6'1" WEIGHT: 185 B/T: R/R AGE: 19 (6/21/1993 in Santo Domingo, Dominican Republic)													2023 SPLITS:					
G	AVG	OBP	SLG	AB	R	H	2B	3B	HR	RBI	BB	SB	SO	V.RHP	V.LHP	HOME	AWAY	RISP
29	.189	.280	.288	111	15	21	2	0	3	11	12	1	31	.205	.130	.267	.098	.194
LAST GAME: 0-for-3						LAST HOME RUN: 5/9/23 vs. MID off Pérez								CURRENT HITTING: 0				
FRI SERIES:						LAST MULTI-HIT GAME: 4/26/23 vs. FRI (3-for-4)								SEASON LONG HITTING: 3				
MID SERIES: 2-for-20, HR, 4 RBI, 3 BB, 4 R														CURRENT ON-BASE: 0				
														SEASON-LONG ON-BASE: 7				

- 🐾 Back-to-back D-backs' Minor League Player of the Month in June and July, 2022.
- 🐾 Named the NWL Player of the Week (7/31/22), MiLB.com Organization All-Star (2022) and Single-A Postseason All-Star (Baseball America).
- 🐾 Collected a hit in 13-of-18 games in April, 2022 to begin the season which encompassed a pair of 3-hit games.
- 🐾 Combined to hit .403 (75-for-186) with 12 doubles, two triples, nine home runs, 35 RBI in 46 games between Visalia and Hillsboro in June and July, 2022.

#17 ROBY ENRIQUEZ - OF					2023 HIGHS: Hits - 2, Runs - 2, RBI - 2, HR - 0, 2B - 1, 3B - 0, BB - 2, K - 2, SB - 1													
HEIGHT: 6'2"		WEIGHT: 210		B/T: L/L AGE: 26 (3/21/1997 in Carolina, Puerto Rico)										2023 SPLITS:				
G	AVG	OBP	SLG	AB	R	H	2B	3B	HR	RBI	BB	SB	SO	V. RHP	V. LHP	HOME	AWAY	RISP
25	.244	.355	.311	90	13	22	6	0	0	9	14	2	22	.263	.143	.241	.250	.227
LAST GAME: 1-for-3, BB						LAST HOME RUN: 9/7/22 vs. ARK off Weiman								CURRENT HITTING: 1				
FRI SERIES:						LAST MULTI-HIT GAME: 5/9/23 vs. MID (2-for-5)								SEASON LONG HITTING: 5				
MID SERIES: 4-for-22, 2 2B, 3 RBI, 3 BB, 3 R														CURRENT ON-BASE: 2				
														SEASON-LONG ON-BASE: 11				

- 🐾 Signed by the Arizona Diamondbacks as a minor league free agent on December 22, 2021 out of Indiana State University (Terre Haute, IN).
- 🐾 He is in a four (4) way tie for first for the most four (4) hit performances by a Sod Poodle in 2022 with two (2) four (4) hit outings.
- 🐾 He had 26 multi-hit performances last season with three (3) being of the three (3) hit variety...24 of those were achieved in Sod Poodles threads.
- 🐾 He logged a hit in 44 out of 51 straight games (6/4-8/25/2022) which encompassed a 12 game hit streak (7/6-7/24).

IL JONATHAN GUZMAN - INF						2023 HIGHS: Hits - 3, Runs - 2, RBI - 3, HR - 1, 2B - 0, 3B - 0, BB - 1, K - 1, SB - 0												
HEIGHT: 5'11"		WEIGHT: 156		B/T: R/R		AGE: 23 (8/17/1999 in Esperanza, Dominican Republic)										2023 SPLITS:		
G	AVG	OBP	SLG	AB	R	H	2B	3B	HR	RBI	BB	SB	SO	V.RHP	V.LHP	HOME	AWAY	RISP
9	.310	.375	.414	29	5	9	0	0	1	7	3	1	9	.304	.333	.545	.167	.400
LAST GAME: 0-for-1						LAST HOME RUN: 4/30/23 VS. FRI off Matthews						CURRENT HITTING: 0						
FRI SERIES:						LAST MULTI-HIT GAME: 4/30/23 vs. FRI (2-for-3)						SEASON LONG HITTING: 5						
MID SERIES:												CURRENT ON-BASE: 0						
												SEASON-LONG ON-BASE: 5						

- 🐾 Signed by the Philadelphia Phillies on 8/17/2015 and in his debut 2016 season he Recorded a 15-game hit streak from 7/25-8/13 where he batted .400 (22-for-55) with three doubles and three RBI.
- 🐾 In 2019, set a career-high with 123 games played, all for Single-A Lakewood...Led the PHI Organization with 31 stolen bases and ranked 4th in hits (119).
- 🐾 Last season, made 115 starts at shortstop with a .978 fielding percentage...Helped complete 62 double plays while only committing nine errors...Was error-less in 33 straight games from 4/15-5/25/2022.

#11 JORDAN LAWLAR - INF					2023 HIGHS: Hits - 2, Runs - 2, RBI - 4, HR - 1, 2B - 1, 3B - 1, BB - 2, K - 4, SB - 2													
HEIGHT: 6'2"		WEIGHT: 190		B/T: R/R AGE: 20 (7/17/2002 in Carrollton, TX)										2023 SPLITS:				
G	AVG	OBP	SLG	AB	R	H	2B	3B	HR	RBI	BB	SB	SO	V.RHP	V.LHP	HOME	AWAY	RISP
28	.178	.299	.374	107	15	19	4	1	5	15	17	8	39	.159	.263	.217	.128	.188
LAST GAME: 0-for-4						LAST HOME RUN: 5/9/23 vs. MID off Leal							CURRENT HITTING: 0					
FRI SERIES:						LAST MULTI-HIT GAME: 5/9/23 vs. MID (2-for-5)							SEASON LONG HITTING: 6					
MID SERIES: 4-for-21, HR, 2 RBI, BB, 2 R													CURRENT ON-BASE: 0					
													SEASON-LONG ON-BASE: 11					

- 🐾 Made his professional debut on 8/21, going 1-for-2 with a double, walk, and stolen base..Played just two games before suffering a season-ending labrum tear.
- 🐾 Hit .278 (10-for-36) with a double, triple, two home runs, and seven RBI in 11 games in the Arizona Fall League...Had his time cut short after suffering a broken scapula.
- 🐾 Collected a hit in his Hillsboro debut on 7/4/2022 against Eugene...Had two separate five-game hit streaks as a Hop including his final five games.
- 🐾 Was named the Gatorade Texas Baseball Player of the Year in 2020-21 after hitting .412 with six home runs and 37 RBI with 46 runs scored.

#7 CALEB ROBERTS - INF					2023 HIGHS: Hits - 3, Runs - 3, RBI - 3, HR - 1, 2B - 2, 3B - 1, BB - 1, K - 3, SB - 1															
HEIGHT: 6'1"					WEIGHT: 195		B/T: L/R		AGE: 23 (2/9/2000 in West Palm Beach, FL)						2023 SPLITS:					
G	AVG	OBP	SLG	AB	R	H	2B	3B	HR	RBI	BB	SB	SO	V.RHP	V.LHP	HOME	AWAY	RISP		
9	.270	.341	.514	37	7	10	2	2	1	8	4	1	14	.250	.400	.304	.214	.333		
LAST GAME: 0-for-3, BB						LAST HOME RUN: 4/11/23 vs. CC off A. Macuare						CURRENT HITTING: 0								
FRI SERIES:						LAST MULTI-HIT GAME: 4/14/23 vs. CC (3-for-5)						SEASON LONG HITTING: 5								
MID SERIES:												CURRENT ON-BASE: 1								
												SEASON-LONG ON-BASE: 7								

- 🐾 Ranked the number 6 catcher and number 72 overall prospect out of Florida by Perfect Game.
- 🐾 Made his professional debut with the ACL Diamondbacks (ROK) on 7/31/2021 and was then assigned to Visalia and made his Low-A debut on 8/3/2021.
- 🐾 During his time in Hillsboro (4/8-9/4/2022), held down the two (2) spot for AVG (.234, 91-for-389), RBI (55), SLG (.380), 2B (24), XBH (36), TB (148) and R (57).
- 🐾 Posted a .323 AVG (10-for-31) in AMA threads across nine (9) games (9/6-9/18/2022), good for the 2nd best AVG on the club during this stretch.
- 🐾 One (1) of his 26 multi-hit efforts last season (8/24, HIL) encompassed a career high two (2) homers in a single contest.

#10 TIM TAWA - OF

2023 HIGHS: Hits - 3, Runs - 3, RBI - 3, HR - 1, 2B - 1, 3B - 0, BB - 2, K - 3, SB - 1

HEIGHT: 6'0"

WEIGHT: 196

B/T: R/R

AGE: 23 (4/7/1999 in West Linn, OR)

2023 SPLITS:

G	AVG	OBP	SLG	AB	R	H	2B	3B	HR	RBI	BB	SB	SO	V.RHP	V.LHP	HOME	AWAY	RISP
28	.231	.208	.394	104	17	24	5	0	4	18	12	2	28	.253	.118	.281	.170	.423

LAST GAME: 0-for-2, 2 BB

LAST HOME RUN: 5/14/23 vs. MID, G1 off Estes

CURRENT HITTING: 0

FRI SERIES:

LAST MULTI-HIT GAME: 5/14/23 vs. MID, G1 (2-for-5)

SEASON LONG HITTING: 4

MID SERIES: 6-for-19, 2 2B, HR, 5 RBI, 4 BB, 3 R

CURRENT ON-BASE: 6

SEASON-LONG ON-BASE: 6

Made his professional debut with the ACL D-Backs (7/31/2021) where he logged two (2) games and went 2-for-5 (.400 AVG) with a HR, 3 RBI, R and 2 BB.

He slashed .264/.366/.464 across 36 G and held the crown for OBP, SLG, R (27) and SB (13), among qualified players, while on the Visalia club (8/3-9/19/2021).

Across his 60 games in Amarillo threads (2022), he logged nine (9) multi-hit performances, all of the two (2) hit variety.

His 2022 June encompassed his career single-month most hits (26) and his season single month most doubles (5) and stolen bases (4).

During his stretch in Hillsboro (4/8-6/22/2022), held the crown for AVG (.282), HR (8), RBI (30), OBP (.377), SLG (.441), H (60), TB (94), R (32).

#1 KEVIN VICUNA - INF

2023 HIGHS: Hits - 1, Runs - 1, RBI - 3, HR - 1, 2B - 0, 3B - 0, BB - 1, K - 2, SB - 0

HEIGHT: 6'0"

WEIGHT: 140

B/T: R/R

AGE: 25 (1/14/1998 in Puerto La Cruz, Venezuela)

2023 SPLITS:

G	AVG	OBP	SLG	AB	R	H	2B	3B	HR	RBI	BB	SB	SO	V.RHP	V.LHP	HOME	AWAY	RISP
7	.211	.348	.368	19	3	4	0	0	1	3	3	0	4	.188	.333	.250	.143	.222

LAST GAME: 0-for-1, BB

LAST HOME RUN: 5/14/23 vs. MID, G1 off Leal

CURRENT HITTING: 3

FRI SERIES:

LAST MULTI-HIT GAME: 9/18/22 @ ALT (REA) (2-for-5)

SEASON LONG HITTING: 3

MID SERIES: 3-for-12, HR, 3 RBI, 3 BB, 3 R

CURRENT ON-BASE: 5

SEASON-LONG ON-BASE: 5

Signed by the Arizona Diamondbacks as a minor league free agent on 5/3/23.

Former Mid-Season All-Star (2018, Lancaster JetHawks).

Entering his eighth season of pro ball, having split time in the Toronto Blue Jays, Philadelphia Phillies and now the D-backs farm system.

In his debut 2015 season with the DSL Blue Jays, he slashed .268/.354/.304 with three doubles and triples, 20 RBI and 10 swiped bags in 62 games.

Has a career Double-A .348 SLG across two seasons (2021-2022), swatting 29 doubles, five triples and four homers across the stretch.

#19 A.J. VUKOVICH - INF

2023 HIGHS: Hits - 3, Runs - 3, RBI - 3, HR - 1, 2B - 1, 3B - 0, BB - 1, K - 3, SB - 1

HEIGHT: 6'5"

WEIGHT: 210

B/T: R/R

AGE: 21 (7/20/2001 in Mukwonago, WI)

2023 SPLITS:

G	AVG	OBP	SLG	AB	R	H	2B	3B	HR	RBI	BB	SB	SO	V.RHP	V.LHP	HOME	AWAY	RISP
26	.275	.327	.480	102	17	28	4	1	5	20	7	4	32	.280	.250	.348	.214	.429

LAST GAME: 1-for-3, RBI, R

LAST HOME RUN: 5/6/23 @ CC off Brown

CURRENT HITTING: 10

FRI SERIES:

LAST MULTI-HIT GAME: 5/6/23 @ CC (2-for-5)

SEASON LONG HITTING: 10

MID SERIES: 2-for-7, RBI, R

CURRENT ON-BASE: 10

SEASON-LONG ON-BASE: 10

After being drafted 119th overall out of high school, the D-Backs' number 14 prospect made his professional debut with the Visalia Rawhide on 5/4/2021.

While in Visalia (62 G, 5/4-8/1/2021) he tied 1st in 2B (15) and XBH (26), led the team in AVG (.259) and H (64) while coming in 2nd for RBI (42), SLG (.449) and R (42).

During his brief stint with the Sod Poodles at the end of last season (9/6-9/18/2022), earned the crown for hits (13), shared the throne for TB (19) and homers (2).

He earned the 5th best batting average (.276, 129-for-468) in the D-backs organization among players with at least 115 games played in 2022.

Logged a hit in 18 out of 20 straight games (4/14-5/10/2022, HIL) which encompassed eight (8) multi-hit performances...Later in the season, he earned at least one base knock in 19 out of 20 straight games (8/25-9/18, HIL & AMA) which also encompassed seven (7) multi-hit efforts.

#28 JARROD WATKINS - INF

2023 HIGHS: Hits - 1, Runs - 1, RBI - 2, HR - 0, 2B - 1, 3B - 1, BB - 0, K - 3, SB - 0

HEIGHT: 5'10"

WEIGHT: 180

B/T: L/R

AGE: 26 (4/25/1997 in Washington, IL)

2023 SPLITS:

G	AVG	OBP	SLG	AB	R	H	2B	3B	HR	RBI	BB	SB	SO	V.RHP	V.LHP	HOME	AWAY	RISP
4	.300	.300	.600	10	2	3	1	1	0	3	0	0	3	.000	.000	.300	-	.500

LAST GAME: 0-for-3

LAST HOME RUN: 9/7/22 @ CC (HIL) off Bayless

CURRENT HITTING: 0

FRI SERIES:

LAST MULTI-HIT GAME: 9/8/22 @ EVE (HIL) (2-for-4)

SEASON LONG HITTING: 3

MID SERIES: 3-for-10, 2B, 3B, 3 RBI, 2 R

CURRENT ON-BASE: 0

SEASON-LONG ON-BASE: 3

Signed by the Arizona Diamondbacks as a minor league free agent on June 2, 2022 out of Indiana State University (Terre Haute, IN).

He logged a hit in nine of his first 10 professional contests, earning five multi-hit games in that time period, all of the two-hit variety...He poked a total of 15 knocks over this stretch including four doubles and a triple.

He posted 11 multi-hit games during the 2022 campaign, all of the two hit variety except for on 8/24/22 when he logged a season-high three knocks.

Last season, he earned consecutive multi-hit games three times with two of them being back-to-back (8/24-8/25 & 9/7-9/8) while the 3rd streak saw back-to-back-to-back multi-hit games (6/13-6/17).

TEAM BATTING

OVERALL

	AVG	G	AB	R	H	TB	2B	3B	HR	RBI	BB	SO	SB	CS	OBP	SLG	OPS
	.257	33	1104	181	284	467	55	7	38	170	126	314	49	11	.337	.423	.760

MONTHLY

APRIL	.260	21	718	120	187	307	33	6	25	112	79	214	35	8	.336	.428	.764
MAY	.251	12	386	61	97	160	22	1	13	58	47	100	14	3	.337	.415	.752
JUNE	-	-	-	-	-	-	-	-	-	-	-	-	-	-	-	-	-
JULY	-	-	-	-	-	-	-	-	-	-	-	-	-	-	-	-	-
AUGUST	-	-	-	-	-	-	-	-	-	-	-	-	-	-	-	-	-
SEPTEMBER	-	-	-	-	-	-	-	-	-	-	-	-	-	-	-	-	-

HOME VS. ROAD

HOME	.286	18	608	121	174	288	34	4	24	115	64	164	25	4	.357	.474	.831
ROAD	.222	15	496	60	110	179	21	3	14	55	62	150	24	7	.312	.361	.673

SITUATIONAL SPLITS

	AVG	G	AB	H	TB	2B	3B	HR	RBI	BB	SO	OBP	SLG	OPS
VS RIGHT	.263	33	896	236	388	44	6	32	145	111	250	.348	.433	.781
VS LEFT	.231	19	208	48	79	11	1	6	25	15	64	.283	.380	.663
W/ RISP	.286	33	322	92	148	21	4	9	131	41	95	.364	.460	.824
TEAM IS AHEAD	.258	20	353	91	143	22	3	8	59	34	101	.326	.405	.731
TEAM IS BEHIND	.261	25	552	144	241	19	3	24	88	69	146	.348	.437	.785

HOME RUNS

MULTI-RBI GAMES

MULTI-HIT GAMES

PLAYER	SOLO	2R	3R	GS	TOTAL	2	3	4	5+	TOTAL	2	3	4	5+	TOTAL
Bliss	4	1	1		6	5	1			6	13	6			19
Castillo	1		1		2	1	1			2	3				3
Centeno	1				1	2				2	9	1			10
Dalesandro											4				4
De Los Santos	1	2			3	2	1			3	6	1			7
Del Castillo	2	1			3	2				2	4				4
Duzenack						1				1	1				1
English	4	1	1		6	3	1	1		5	5				5
Enriquez						2				2	3				3
Guzman		1			1	1	1			2	1	1			2
Lawlar	2	2	1		5	1	1	1		3	3				3
Roberts		1			1	2	1			3	3	1			4
Tawa	3		1		4	4	1			5	6	1			7
Vicuña			1		1		1			1					
Vukovich	4	1			5		5			5	5	2			7
Watkins						1				1					
TOTALS:	22	10	6	0	38	27	14	2	0	43	66	13	0	0	79

HOME RUN VARIANTS

WALK-OFF HR (0):

BACK-TO-BACK HR (1): English/Vukovich (4/16 vs. CC, 7th inn.)

MULTI-HR GAMES (0):

EXTRA-INNING HR (0):

GRAND SLAMS (0):

INSIDE-THE-PARK HR (0):

PINCH-HIT HR (0):

HR IN CONSECUTIVE GAMES (4): Lawlar (4/15 vs. CC - 4/18 @ NWA); English (4/23 @ NWA - 4/25 vs. FRI); Bliss (5/5--5/6 @ CC); Vukovich (5/5-5/6 @CC)

LEAD OFF HR (2): Bliss (4/27 vs. FRI; 5/10 vs. MID)

BATTING (CONT.)



STARTS BY BATTING ORDER (TEAM RECORD)

PLAYER	1	2	3	4	5	6	7	8	9
Bliss	13-16								
Castillo							0-1	6-11	2-2
Centeno		1-2		0-2		1-0	4-2	4-2	1-1
Dalesandro							1-2	1-1	4-8
De Los Santos				7-6	5-11				
Del Castillo				4-3	2-2	1-5	4-4		
Duzenack									3-0
English			7-5	1-0	1-1		1-0	1-1	
Enriquez	1-1	0-1	4-7	0-1		1-0	0-4	2-1	1-1
Guzman							2-3		2-2
Lawlar		14-14							
Roberts			4-5						
Tawa	1-1	0-1		0-1	4-4	4-7	3-2		
Vicuña								1-2	0-3
Vukovich			0-1	3-5	3-0	8-6			
Watkins									2-1

STARTS BY POSITION (TEAM RECORD)

C	1B	2B	3B	SS	LF	CF	RF	DH
		12-11		1-4				0-1
	2-3				2-3	1-3	2-1	1-4
8-3								3-6
0-1					1-1	4-9	1-0	
	3-5		9-12					
6-13								5-1
					1-0	2-0		
	8-3				1-2			2-2
						2-0	7-15	0-1
					3-4		1-1	
				14-14				
1-1	1-3						1-1	1-0
		3-7	1-2		1-0	6-6		1-1
			0-1		0-3		1-0	0-1
	1-4		5-3		5-4		2-0	1-1
					1-1			1-0

5+ GAME HITTING STREAKS (CURRENT IN BOLD)

PLAYER	LENGTH/DATES	STREAK STATS
English	12 G, 4/19-5/2	.370 AVG (17-for-46), 6 2B, 4 HR, 16 RBI, 7 BB, 8 R
Vukovich	10 G, 4/29-5/14	.357 AVG (15-for-42), 3 2B, 3 HR, 9 RBI, BB, 8 R
Bliss	10 G, 4/6-4/19	.438 AVG (21-for-48), 3 2B, 2 3B, HR, 8 RBI, 8 R
Bliss	9 G, 5/4-5/14	.459 (17-for-37), 4 2B, 4 HR, 8 RBI, 4 BB, 10 R, 3 SB
Bliss	8 G, 4/21-5/2	.412 AVG (14-for-34), 5 2B, HR, 6 RBI, 2 BB, 10 R, 2 SB
Lawlar	6 G, 4/12-4/19	.318 AVG (7-for-22), 2 2B, 2 HR, 5 RBI, 3 BB, 4 R
English	5 G, 4/8-4/16	.294 AVG (5-for-17), 2B, 2 HR, 4 BB, 4 RBI, 5 R
Enriquez	5 G, 4/7-4/16	.313 AVG (5-for-16), 2 2B, 4 BB, IBB, RBI, 3 R
Guzman	5 G, 4/23-5/3	.444 AVG (8-for-18), HR, 5 RBI, 2 BB, 4 R, SB
Roberts	5 G, 4/7-4/14	.435 AVG (10-for-23), 2 2B, 2 3B, HR, 8 RBI, BB, 6 R

MULTI-RUN INNINGS

RUNS	NO. OF TIMES	LAST
2	29	5/14 vs. MID (G1), 4th inning
3	9	4/28 vs. FRI, 7th inning
4	4	5/10 vs. MID, 2ND inning
5	-	
6	2	5/6 @ CC, 5th inning
7	3	5/14 vs. MID (G1), 1st inning
8+	-	

SCORE BY INNING

	1	2	3	4	5	6	7	8	9	10	11+	TOTAL
OPP	26	15	29	27	41	35	24	13	15	-	-	225
AMA	21	14	16	26	19	16	32	22	13	2	-	181

FIELDING

CATCHER'S BOX (W/L BASED ON STARTS)

PLAYER	CS	SB	ATT	CS %	PB	W-L
Centeno	2	9	11	.181	3	8-3
Dalesandro	0	4	4	.000	0	0-1
Del Castillo	7	22	28	.250	2	6-13
Roberts	2	0	2	1.000	0	1-1
TOTAL	11	35	45	.244	5	15-18

TEAM FIELDING

%	G	PO	A	E	DP	PB
.972	33	861	253	32	16	5

ERRORS BY POSITION

POSITION	SOD POODLES	OPPONENT
C	5	1
1B	4	2
2B	5	1
3B	5	5
SS	3	1
LF	1	1
CF	2	-
RF	-	1
P	7	2
TOTAL	32	14

NOTABLE GAMES



AMARILLO HAVE 5 OR FEWER HITS		
DATE	HITS	OPPONENT
4/15	4	CC
4/20	4	@NWA
4/22	3	@NWA
4/27	5	FRI
5/2	5	@CC
5/4	2	@CC
5/12	5	MID
5/14 (G2)	4	MID

OPPONENTS HAVE 5 OR FEWER HITS		
DATE	HITS	OPPONENT
4/7	3	@FRI
4/19	2	@NWA
4/20	4	@NWA
4/27	5	FRI
5/2	3	@CC
5/3	5	@CC
5/4	5	@CC
5/14 (G1)	2	MID

AMARILLO HAVE 10 OR MORE RUNS		
DATE	RUNS	OPPONENT
4/12	13	CC
4/14	10	CC
4/26	12	FRI
4/29	11	FRI
5/5	12	@CC
5/14 (G1)	10	MID

OPPONENTS HAVE 10 OR MORE RUNS		
DATE	RUNS	OPPONENT
4/6	12	@ FRI
4/12	10	CC
4/14	13	CC
4/16	11	CC
4/18	16	@ NWA
4/26	11	FRI
4/28	12	FRI
4/30	12	FRI
5/6	12	@ CC
5/9	11	MID
5/11	16	MID
5/14 (G2)	13	MID

EXTRA INNING GAMES (2) 2-0

DATE	OPP	RESULT	SCORE	W	L	S	TIME
4/20	@ NWA	W	3-2	Otanez, M (1-0)	Biasi, D (1-1)	Rice, J (1)	3:08
4/26	FRI	W	12-11	Workman, B (1-0)	Church, M (0-1)	-	3:24

PINCH HITTER TOTALS

PLAYER	DATE	SITUATION	RESULT
Vicufia	5/6	Def. Sub, Bot. 3	1-for-4
Watkins	5/9	Bot. 8, 2 outs	Triple

DOUBLEHEADERS (1)






















DATE	OPP	RESULT	SCORE	W	L	S	TIME
5/14 (G1)	MID	W	10-1	Albright, L (2-2)	Ginn, J (0-2)	-	1:40
5/14 (G2)	MID	L	13-1	Tomicka, S (1-0)	Hill, J (0-3)	-	2:32

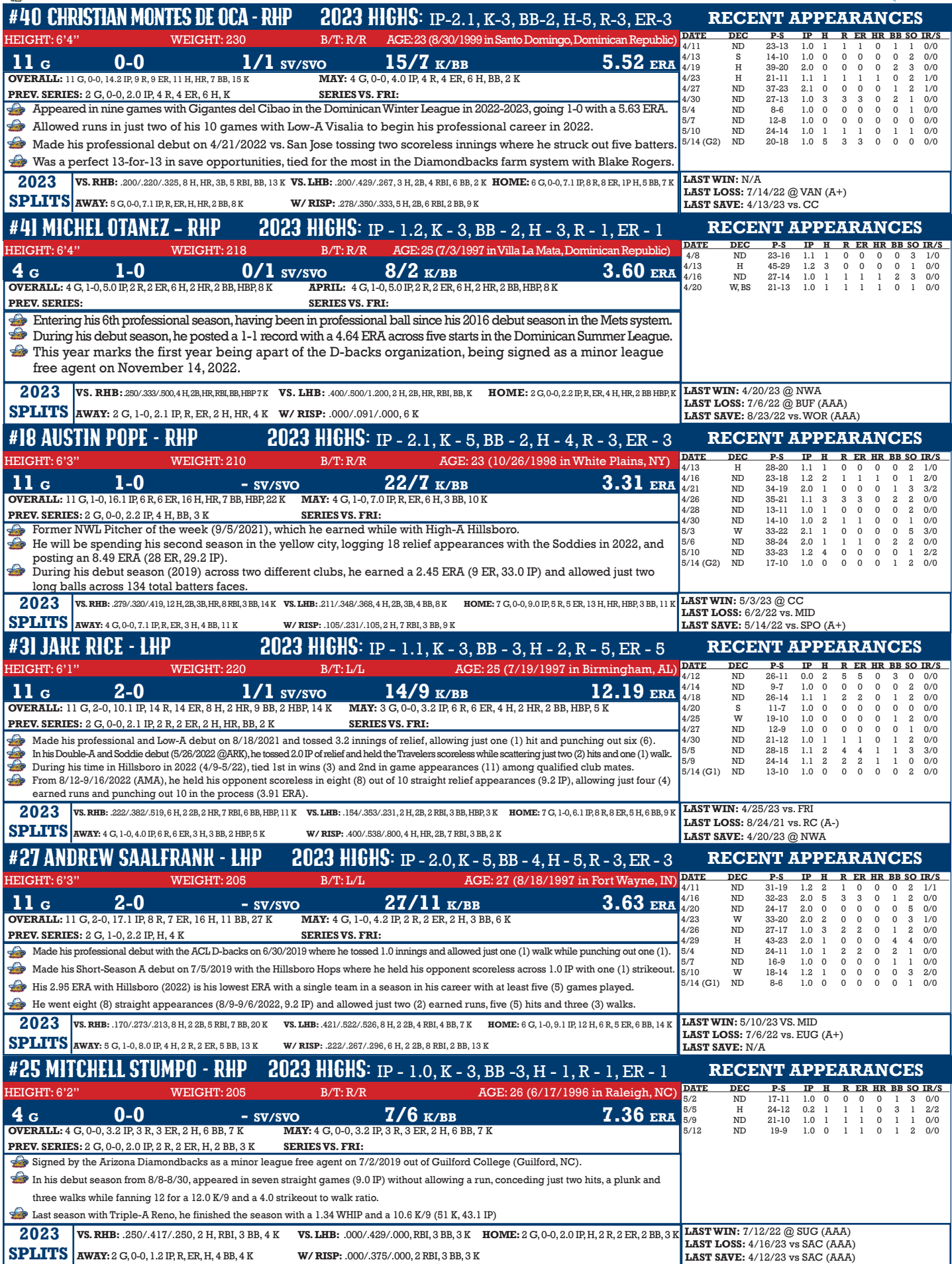
WALK-OFF WINS

DATE	SCORE	GAME-WINNING PLAY
4/26	12-11 (10th)	Lawlar RBI-double

SHUTOUTS (4) 2-2

DATE	OPP	RESULT	SCORE	W	L	S	TIME
4/19	@NWA	W	5-0	Jarvis, B (2-1)	Veneziano, A (1-1)	-	2:29
4/21	@NWA	L	5-0	Hoffmann, A (2-1)	Hill, J (0-1)	-	2:26
4/22	@NWA	L	5-0	Marsh, A (1-0)	Patrick, C (0-3)	-	2:14
5/3	@CC	W	3-0	Pope, A (1-0)	Kouba, R (1-1)	Backhus, K (4)	2:15

#14 KYLE BACKHUS - LHP			2023 HIGHS: IP - 2.0, K - 4, BB - 2, H - 3, R - 5, ER - 5			RECENT APPEARANCES		
HEIGHT: 6'4"			WEIGHT: 185			B/T: L/L		
AGE: 25 (1/31/1998 in New Waverly, TX)			11 G			0-0		
4/4 SV/SVO			17/6 K/BB			6.75 ERA		
OVERALL: 11 G, 0-0, 14.2 IP, 11 R, 11 ER, 12 H, 3 HR, 6 BB, 17 K			MAY: 4 G, 0-0, 5.2 IP, 10 R, 10 ER, 8 H, HR, 4 BB, 5 K					
PREV. SERIES: 2 G, 0-0, 1.2 IP, 9 R, 9 ER, 5 H, 2 HR, 4 BB, K			SERIES VS. FRI:					
 Named the D-backs MiLB.com Organization All-Star last season.  Allowed no earned runs in 30 of his 40 appearances in 2022 and logged his season high 2.0 IP 11 separate times.  Struck out three (3) or more batters in a contest 12 times (40 G) and two (2) or more 27 times in 2022.  From 5/14-8/26/2022 (34.2 IP), he held his opponent to 0 earned runs in 22 out of 26 straight appearances, allowing just seven (7) earned runs total (1.84 ERA) with his 61 punchies across 39.0 innings in Hillsboro in 2022 being good for a 14.1 K/9.								
2023			VS. RHB: .286/.342/.543, 10 H, 3 HR, 7 RBI, 3 BB, 11 K			VS. LHB: .100/.217/.180, 2 H, 2B, RBI, 3 BB, 6 K		
SPLITS			AWAY: 5 G, 0-0, 8.0 IP, R, ER, 5 H, 7 K			W/ RISP: .222/.222/.556, 2 H, HR, 5 RBI, K		
LAST WIN: 9/10/22 vs. ARK			LAST LOSS: 9/3/22 vs. FRI			LAST SAVE: 5/3/23 @ CC		
#20 JEFF BAIN - RHP			2023 HIGHS: IP - 3.1, K - 4, BB - 2, H - 5, R - 6, ER - 4			RECENT APPEARANCES		
HEIGHT: 6'4"			WEIGHT: 200			B/T: R/R		
AGE: 27 (3/3/1996 in Montebello, CA)			10 G			0-1		
- SV/SVO			20/7 K/BB			6.85 ERA		
OVERALL: 10 G, 0-1, 22.1 IP, 24 R, 17 ER, 27 H, 6 HR, 7 BB, 3 HBP, 20 K			MAY: 4 G, 0-0, 9.0 IP, 5 R, 5 ER, 8 H, 3 BB, HBP, 12 K					
PREV. SERIES: 2 G, 0-0, 5.0 IP, 2 R, 2 ER, 6 H, HBP, 7 K			SERIES VS. FRI:					
 Named the Midwest League Mid-Season All-Star in 2018 and the California League Mid-Season All-Star in 2019.  Made his professional debut, finishing the season 3-1 with a 4.09 ERA in 14 relief appearances in 2017.  Set a career-high with 13 strikeouts on 6/8 vs. Modesto and had eight (8) quality starts in 2019.  Finished 3rd in the ARI farm system in wins (9) and T-3rd in games pitched (45) across 55 total games with Amarillo and Reno.								
2023			VS. RHB: .236/.283/.364, 13 H, 2 2B, 3B, HR, 5 RBI, 3 BB, 13 K			VS. LHB: .412/.488/.941, 14 H, 5 HR, 3 2B, 20 RBI, 4 BB, 7 K		
SPLITS			AWAY: 5 G, 0-0, 11.1 IP, 14 R, 7 ER, 14 H, 3 HR, 4 BB, 2 HBP, 8 K			W/ RISP: .333/.375/.852, 9 H, 4 HR, 2 2B, 20 RBI, 2 BB, 6 K		
LAST WIN: 9/4/22 vs. LV (AAA)			LAST LOSS: 4/27/23 vs. FRI			LAST SAVE: 6/25/22 @ CC		
#45 ENDRYS BRICENO - RHP			2023 HIGHS: IP --, K --, BB --, H --, R --, ER --			RECENT APPEARANCES		
HEIGHT: 6'5"			WEIGHT: 175			B/T: R/R		
AGE: 31 (2/7/1992 in Maracay, Venezuela)			- G			-- SV/SVO		
OVERALL: -			MAY: -			-/- K/BB		
PREV. SERIES: -			SERIES VS. FRI: -			-.- ERA		
 Signed by the Detroit Tigers as a minor league free agent on May 17, 2009...Elected free agency on November 2, 2018...Signed by the Arizona Diamondbacks as a minor league free agent on October 16, 2022.  Made his professional debut on 5/19/2009 and logged 30 games with the VSL Tigers (ROK) across two seasons and posted a combined 4.73 ERA (41 ER, 78.0 IP).  Across 46 games with the Southern Maryland Blue Crabs in 2022, posted a club best 0.76 ERA (4 ER, 47.2 IP)(45 G).								
2023			VS. RHB: -			VS. LHB: -		
SPLITS			AWAY: -			W/ RISP: -		
HOME: -			LAST WIN: 8/22/18 vs. DAY (A+)			LAST LOSS: 8/26/18 vs. GL (A+)		
LAST SAVE: 8/1/18 @ GL (A+)								
#29 HUGH FISHER - LHP			2023 HIGHS: IP - 1.2, K - 2, BB - 4, H - 3, R - 4, ER - 3			RECENT APPEARANCES		
HEIGHT: 6'6"			WEIGHT: 210			B/T: R/L		
AGE: 24 (2/11/1999 in Cordova, TN)			8 G			0-1		
0/1 SV/SVO			8/13 K/BB			11.74 ERA		
OVERALL: 8 G, 0-1, 7.2 IP, 14 R, 10 ER, 10 H, 3 HR, 13 BB, HB, 8 K			MAY: 5 G, 0-1, 3.2 IP, 11 R, 7 ER, 7 H, 2 HR, 10 BB, HB, 5 K					
PREV. SERIES: 3 G, 0-0, 2.0 IP, 6 R, 2 ER, 4 H, HR, 4 BB, 2 K			SERIES VS. FRI:					
 Selected by the Arizona Diamondbacks in the 10th round of the 2021 MLB draft out of Vanderbilt University (Nashville, TN).  Went 12 straight relief appearances in his debut season (2021) allowing just four earned runs and three walks (13.1 IP) good for a 2.75 ERA across the stretch with his 15 K in this time frame earning him a 10.3 K/9.  From 4/26-6/30/2022 (19 G), he allowed eight (8) ER in 20.0 innings of labor, good for a 3.60 ERA over the stretch.								
2023			VS. RHB: .288/.464/.810, 6 H, 3 HR, 2 2B, 15 RBI, 6 BB, 5 K			VS. LHB: .308/.550/.308, 4 H, 3 RBI, 7 BB, 3 K		
SPLITS			AWAY: 3 G, 0-1, 2.2 IP, 5 R, 5 ER, 3 H, 7 BB, 4 K			W/ RISP: .333/.538/.778, 6 H, 2 2B, 2 HR, 16 RBI, 7 BB, 4 K		
LAST WIN: 4/11/23 vs. EVE (A+)			LAST LOSS: 5/2/23 @ CC			LAST SAVE: 8/28/21 vs. RC (A-)		
#24 JACKSON GODDARD - RHP			2023 HIGHS: IP - 2.1, K - 3, BB - 3, H - 4, R - 4, ER - 4			RECENT APPEARANCES		
HEIGHT: 6'3"			WEIGHT: 220			B/T: R/R		
AGE: 26 (12/12/1996 in Tulsa, OK)			8 G			1-0		
- SV/SVO			12/8 K/BB			9.28 ERA		
OVERALL: 8 G, 1-0, 10.2 IP, 11 R, 11 ER, 13 H, 2 HR, 8 BB, 12 K			MAY: 3 G, 1-0, 6.0 IP, 4 R, 4 ER, 5 H, 2 HR, 3 BB, 6 K					
PREV. SERIES: 2 G, 0-0, 3.2 IP, 4 R, 4 ER, 4 H, 2 HR, 3 BB, 3 K			SERIES VS. FRI:					
 Selected by the Arizona Diamondbacks in the 3rd round (99th overall) of the 2018 MLB draft out of the University of Kansas (Lawrence, Kansas).  From 7/20-8/31/2021 (9 G, 8 GS), he allowed just seven (7) earned runs across 24.0 IP (2.63 ERA) while punching out 25 batters (9.4 K/9).  2022 was the first season that he did not start at least 75% of his total appearances, being transitioned to a dedicated bullpen arm.  He did not allow an earned run in his first seven (7) appearances (4/22-7/5) in 2022 (7.2 IP).								
2023			VS. RHB: .214/.313/.321, 6 H, 3 2B, 6 RBI, 4 BB, 8 K			VS. LHB: .412/.524/.882, 7 H, 2 2B, 2 HR, 5 RBI, 4 BB, 4 K		
SPLITS			AWAY: 4 G, 1-0, 4.1 IP, 6 R, 6 ER, 8 H, 3 BB, 5 K			W/ RISP: .385/.500/.538, 5 H, 2 2B, 7 RBI, 3 BB, 4 K		
LAST WIN: 5/5/23 @ CC			LAST LOSS: 8/11/19 @ BUR (A)			LAST SAVE: 8/31/19 vs. BUR (A)		
IL JOSH GREEN - RHP			2023 HIGHS: IP - 3.0, K - 4, BB - 2, H - 3, R - 2, ER - 2			RECENT APPEARANCES		
HEIGHT: 6'3"			WEIGHT: 211			B/T: R/R		
AGE: 27 (8/31/1995 in Baton Rouge, LA)			9 G			0-0		
- SV/SVO			13/5 K/BB			4.11 ERA		
OVERALL: 9 G, 0-0, 15.1 IP, 7 R, 7 ER, 11 H, 2 HR, 5 BB, 2 HBP, 13 K			MAY: 2 G, 0-0, 4.0 IP, R, ER, 3 H, BB, 2 K					
PREV. SERIES: 1 G, 0-0, 1.0 IP, R, ER, H, K			SERIES VS. FRI:					
 Former NWL Mid-Season All-Star (2018), NWL Post-Season All-Star (2018), CAL Pitcher of the Week (6/30/2019) and Baseball America High Class A All-Star (2019).  Began his professional career in Hillsboro and made his professional and A(Short) debut on 6/16/18 and tossed 1.0 innings and allowed one (1) ER on three (3) hits and a walk.  From 5/18-7/31/22 (18 G, 1 GS), he allowed zero (0) earned runs 12 times, posting a 3.60 ERA (14 ER, 35.0 IP) across the stretch.								
2023			VS. RHB: .194/.286/.419, 6 H, 2 3B, HR, 6 RBI, 4 BB, 5 K			VS. LHB: .200/.286/.400, 5 H, 2 2B, HR, RBI, 2 HBP, BB, 8 K		
SPLITS			AWAY: 3 G, 0-0, 7.0 IP, R, ER, 4 H, 2 BB, HBP, 5 K			W/ RISP: .182/.182/.364, 2 H, 3B, 4 RBI, 3 K		
LAST WIN: 6/9/22 vs. FRI			LAST LOSS: 8/3/22 @ FRI			LAST SAVE: 8/24/18 vs. EVE (A+)		





SODDIES' BULLPEN



#21 BLAKE WORKMAN - RHP										2023 HIGHS: IP - 3.1, K - 5, BB - 2, H - 4, R - 3, ER - 3										RECENT APPEARANCES																				
HEIGHT: 6'3"					WEIGHT: 195					B/T: R/R					AGE: 25 (10/8/1997 in Las Vegas, NV)					DATE	DEC	P-S	IP	H	R	ER	HR	BB	SO	IR/S										
10 G					1-0					- SV/SVO					25/7 K/BB					4.74 ERA					4/6	ND	26-18	2.0	0	0	0	0	5	0/0						
OVERALL: 10 G, 1-0, 19.0 IP, 10 R, 10 ER, 18 H, 4 HR, 7 BB, IBB, 25 K															MAY: 3 G, 0-0, 6.2 IP, 2 R, 2 ER, 7 H, 2 HR, BB, 9 K															4/12	ND	21-12	1.0	2	0	0	0	0	1	3/3
PREV. SERIES: 1 G, 0-0, 2.2 IP, 3 H, 3 K															SERIES VS. FRI:															4/14	ND	28-11	1.0	2	3	3	1	2	0	0/0
The former Mid-Season All-Star (2019, Single-A KC Cougars) enters his 5th season of professional ball.																																								
He split last season with Double-A Amarillo and Triple-A Reno, posting a 4.64 ERA at the Triple-A level in 2022.																																								
Across 13 relief appearances, he logged a 4.32 ERA in Amarillo last season with 20 punchies in 16.2 IP.																																								
2023 SPLITS					VS. RHB: .256/.304/.442, 11 H, 2 2B, 2 HR, 8 RBI, 3 BB, 15 K										VS. LHB: .250/.344/.607, 7 H, 2 2B, 3B, 2 HR, 7 RBI, 4 BB, IBB, 10 K										HOME: 5 G, 1-0, 10.0 IP, 5 R, 5 ER, 11 H, HR, 4 BB, 11 K					LAST WIN: 4/26/23 vs. FRI										
					AWAY: 5 G, 0-0, 9.0 IP, 5 R, 5 ER, 7 H, 3 HR, 3 BB, 14 K										W/ RISP: .280/.333/.360, 7 H, 2 2B, 10 RBI, 2 BB, IBB, 7 K															LAST LOSS: 5/17/22 vs. TUL										
																														LAST SAVE: 5/14/22 @ SPR										

PITCHER STARTS: Jarvis (3), Albright (7), Jamison Hill (7), Patrick (6), Olivero (6), Tineo (4)

TEAM PITCHING

HOME VS. ROAD TEAM PITCHING

PITCHING STREAKS

CONSECUTIVE SCORELESS APPEARANCES

PLAYER	LENGTH (IP) - DATES	STREAK STATS	PLAYER	LENGTH - DATES	STREAK STATS
Backhus	9.1 - 4/12-5/6	8 G, 4 H, 2 BB, 12 K	Backhus	6 G - 4/15-5/3	2 H, 2 BB, 9 K
Hill	7.1 - 4/8-4/15	2 GS, 6 H, 4 BB, HBP, 9 K	Rice	3 G - 4/20-4/27	BB, 3 K
Goddard	6.0 - 4/26-5/9	4 G, H, 8 K	Saalfrank	3 G - 5/7-5/14	H, BB, 5 K
Jarvis	5.1 - 4/13-4/19	2 GS, 4 BB, 9 K	Fisher	2 G - 4/21-4/25	H, BB, 2 K
Workman	5.1 - 5/4-5/12	3 G, 4 H, BB, 7 K	Goddard	2 G - 4/28-5/5	H, 6 K
Albright	5.0 - 5/2	1 GS, H, 2 BB, 7 K	Green	2 G - 4/12-4/14	3 K, HBP
Green	4.2 - 4/30-5/5	3 G, 3 H, BB, 3 K	Mantiply	2 G - 4/12-4/15	2 H, 3 K
Olivero	4.2 - 4/23	1 GS, 6 H, 3 BB	Montes De Oca	2 G - 4/13-4/19	2 BB, 5 K
Workman	4.1 - 4/22-4/30	3 G, 3 H, BB, 4 K	Montes De Oca	2 G - 5/4-5/7	K
Bain	4.0 - 4/22-4/27	2G, 2 H, HBP, K	Otanez	2 G - 4/8-4/13	4 H, HBP, 4 K
Hill	4.0 - 4/21	1 GS, 2 H, 2B, 2 BB, HBP, 7 K	Pope	2 G - 4/6-4/13	H, BB, HBP, 3 K
Otanez	4.0 - 4/8-4/20	4 G, 4 H, HBP, 5 K	Saalfrank	2 G - 4/7-4/11	3 H, R, 2 BB, 5 K, HLD
Patrick	4.0 - 4/11	1 GS, 6 K, 2 H, BB	Workman	2 G - 4/6-4/12	2 H, 6 K
Saalfrank	4.0 - 4/7-4/16	3 G, 7 H, R, 2 BB, 6 K, HLD	Workman	2 G - 5/7-5/12	4 H, BB, 5 K

EJECTIONS

PLAYER/COACH	DATE/LOCATION	UMPIRE	REASON
Shawn Roof	4/30, HODGETOWN vs. FRI	HP Jarrod Moehlmann	Arguing call

AWARDS

PLAYER/COACH	AWARD	DATES	STATS
Bryce Jarvis	TEX Pitcher of the Week	4/17-4/23/2023	W, 5.0 IP, 0 H, 4 BB, 8 K
Ryan Bliss	Texas League Player of the Month	April	.410 AVG (34-for-83), 2 HR, 14 RBI, 17 R, 18 G

2023 MILESTONES ON THE HORIZON

NAME	MILESTONE	TO MEET
Jeff Bain	500 Career Strikeouts	27
Jonathan Guzman	500 Career Hits, 2000 Career At-Bats	63, 33
Deyni Olivero	300 Career Strikeouts	7
Michel Otanez	250 Career Strikeouts	2
Josh Green	250 Career Strikeouts	5
Austin Pope	250 Career Strikeouts, 200 Career IP	34, 17.0
Jordan Lawlar	150 Career Hits	11
Kyle Backhus	150 Career Strikeouts, 100 Career IP	31, 7.0
Hugh Fisher	100 Career Strikeouts	15

2023 MILESTONES REACHED

NAME	MILESTONE	DATE
Bryce Jarvis	200 Career Strikeouts	4/6 @ FRI
Luke Albright	150 Career IP	4/7 @ FRI
Ryan Bliss	150 Career Hits	4/14 vs. CC
A.J. Vukovich	150 Career RBI	4/16 vs. CC
Tim Tawa	150 Career Hits	4/16 vs. CC
A.J. Vukovich	150 Career RBI	4/16 vs. CC
Andrew Saalfrank	100 Career Strikeouts	4/20 @ NWA
Jamison Hill	150 Career Strikeouts	4/21 @ NWA
Austin Pope	200 Career Strikeouts	4/21 @ NWA
Devison De Los Santos	150 Career RBI	4/26 vs. FRI
Jackson Goddard	150 Career Strikeouts	4/28 vs. FRI
Deyni Olivero	400 Career IP	4/29 vs. FRI
Tristin English	250 Career Hits	4/29 vs. FRI
Adrian Del Castillo	100 Career Hits	4/30 vs. FRI
A.J. Vukovich	250 Career Hits	5/4 @ CC

SOD POODLES vs. LEAGUE IN 2023 (REGULAR SEASON)

NORTH DIVISION	OVERALL	HOME	AWAY	SOUTH DIVISION	OVERALL	HOME	AWAY
Arkansas	0-0	0-0	0-0	Corpus Christi	5-7	3-3	2-4
NW Arkansas	3-3	0-0	3-3	Frisco	5-4	3-3	2-1
Springfield	0-0	0-0	0-0	Midland	2-4	2-4	0-0
Tulsa	0-0	0-0	0-0	San Antonio	0-0	0-0	0-0
Wichita	0-0	0-0	0-0	---			

SOD POODLES vs. LEAGUE ALL-TIME (REGULAR SEASON)

NORTH DIVISION	OVERALL	HOME	AWAY	SOUTH DIVISION	OVERALL	HOME	AWAY
Arkansas	11-14	6-6	5-8	Corpus Christi	46-44	23-17	23-27
NW Arkansas	18-14	8-5	10-9	Frisco	42-44	25-25	17-19
Springfield	13-12	6-6	7-6	Midland	47-40	26-23	21-17
Tulsa	17-21	8-11	9-10	San Antonio	23-21	10-8	13-13
Wichita	10-8	3-3	7-5	---			

SOD POODLES OFFENSE

Most Runs, Game: 13 (4/12 vs. CC)
Most Runs, Inning: 7 (3x: Last: 5/14 vs. MID, G1), 1st inning)
Most Hits, Game (Team): 18 (4/12 vs. CC)
Most Hits, Game (Indiv.): 3 (13x: Last: Bliss, 5/11 vs. MID)
Fewest Hits, Game: 2 (5/4 @ CC)
Most Hits, Inning: 8 (5/5 @ CC, 3rd inning)
Most HRs, Game (Team): 2 (11x: Last: 5/9 vs. MID)
Most HRs, Game (Indiv.): 1 (38x: Last: Bliss, 5/14 vs. MID, G2)
Most HR, Inning (Team): 2 (English/Vukovich, 4/16 vs. CC, 7th inning)
Most SBs, Game (Team.): 7 (4/12 vs. CC)
Most SBs, Game (Indiv.): 2 (4x: Last: Dalesandro, 5/5 @ CC)
Grand Slams:
Most Runners LOB, Team: 12 (4/12 vs. CC)
Most Runs Combined (Two Teams): 23 (3x: Last: 4/26 vs. FRI)
Most Hits Combined (Two Teams): 33 (4/12 vs. CC)
Most Home Runs During Series (Two Teams): 19 (5/9-5/14 vs. MID)
Most Runs To Overcome Deficit: 10 (4/26 vs. FRI)

SOD POODLES DEFENSE

Most Errors, Team: 4 (4/30 vs. FRI)
Most Errors, Individual: 1 (32x: Last: Vukovich, 5/14 vs. MID, G2)
Most Double Plays: 3 (4/12 vs. CC)

SOD POODLES PITCHING

Most Ks, Team (9 innings): 13 (6x: Last: 5/4 @ CC)
Most Ks, Team (extra innings): 14 (4/20 @ NWA, 10)
Most Walks, Team: 11 (5/6 @ CC)
Shutouts: 2 (Last: 5/3 @ CC)
Complete Games (9 IP): --
Complete Games (7 IP): --
Complete Game Shutout: --
Complete Game Shutout (9.0 IP): --
Longest Start: 5.0 IP (6x: Last: Albright, 5/14 vs. MID, G1)
Longest Relief Appearance: 3.1 IP (2x: Last: Workman, 4/26 vs. FRI)
Most Ks, Individual: 8 (2x: Last: Jarvis, 4/19 @ NWA)
Most Walks, Individual: 6 (Tineo, 4/30 vs. FRI)

OPPONENTS OFFENSE

Most Runs, Game: 16 (2x: Last: 5/11 vs. MID)
Most Runs, Inning: 8 (4/28 vs. FRI, 1st inning)
Most Hits, Game (Team): 19 (5/11 vs. MID)
Most Hits, Game (Indiv.): 5 (2x: Last: Calabuig, 5/11 vs. MID)
Fewest Hits, Game: 2 (2x: Last: 5/14 vs. MID (G1))
Most Hits, Inning: 6 (4/28 vs. FRI)
Most HRs, Game (Team): 5 (5/9 vs. MID)
Most HRs, Game (Indiv.): 3 (Rave, 4/18 @ NWA)
Most SBs, Game (Indiv.): 3 (Acuña, 4/30 vs. FRI)
Grand Slams Against: 3 (Last: Biggers, 4/27 vs. FRI)
Most Runners LOB, Team: 12 (2x: Last: 5/10 vs. MID)
Most Runs To Overcome Deficit: 2 (3x: Last: 5/11 vs. MID)

OPPONENTS PITCHING

Most Ks Team (9 innings): 14 (4/8 @ FRI)
Most Ks, Team (extra innings): 14 (4/20 @ NWA)
Most Walks, Team: 10 (4/20 @ NWA)
Most Ks, Individual: 9 (Gordon, 5/4 @ CC)
Most Walks, Individual: 5 (Cusick, 5/14 vs. MID, G2)

OPPONENTS DEFENSE

Most Errors, Team: 3 (4/12 vs. CC)
Most Errors, Individual: 3 (Whitcomb, 4/12 vs. CC)
Most Double Plays: 2 (5x: Last: 5/11 vs. MID)

MISCELLANEOUS

Longest Home Game Time (9 innings): 3:16 (4/12 vs. CC)
Shortest Home Game Time (9 innings): 2:20 (5/10 vs. MID)
Longest Road Game Time (9 innings): 3:13 (5/5 @ CC)
Shortest Road Game Time (9 innings): 2:05 (5/2 @ CC)
Longest Game Time (7 innings): 2:32 (5/14 vs. MID, G2)
Shortest Game Time (7 innings): 1:40 (5/14 vs. MID, G1)
Longest Extra-Inning Game: 3:24 (4/26 vs. FRI)
Longest Game (Innings): 10 (2x: Last: 4/26 vs. FRI)
Longest Game Delay (Home): 0:10, 4/16 vs. FRI (rain)
Longest Game Delay (Road):
Highest Attendance (Home): 7,165 (5/12 vs. MID)
Highest Attendance (Road): 9,030 (4/8 @ FRI)
Lowest Attendance (Home): 3,231 (4/25 vs. FRI)
Lowest Attendance (Road): 2,399 (4/18 @ NWA)



LAST TIME IT HAPPENED - 2023

SOD POODLES (INDIVIDUAL)

Perfect Game:
No-Hitter (Individual):
No-Hitter (Combined):
No-Hitter (7-Inning):
1-Hitter (Individual):
1-Hitter (Combined):
2-Hitter (Individual):
2-Hitter (Combined): 2x: Last: 5/14 vs. MID, G1, Albright/Saalfank/Rice
3-Hitter (Combined): 2x: Last: 5/2 @ CC, Albright/Fisher/Bain/Stumpo
3-Hitter (Individual):
Complete Game Shutout (9 Inning):
Complete Game Shutout (7 Inning):
10 or more strikeouts (P):
Four (4) Hits:
Five (5) Hits:
Six (6) Hits:
Three (3) Doubles:
Four (4) Doubles:
Two (2) Triples:
Two HR Game:
Three HR Game:
Grand Slam (Home):
Grand Slam (Road):
Inside-The-Park HR:
Back-To-Back HRs: English/Vukovich (4/16 vs. CC)
Back-To-Back-To-Back HRs:
HR, Both Sides of the Plate:
Hitting for the Cycle:

HR in 2 straight games: 4x: Last: Vukovich (5/5-5/6 @ CC)
HR in 3 straight games:
HR in 4 straight games:
Triple in 2 straight games:
Five (5) RBI:
Six (6) RBI:
Three Runs: 6x: Last: Bliss, 4/29 vs. FRI
Four Runs:
Five Runs:
Two Stolen Bases: 4x: Last: Dalesandro, 5/5 @ CC
Three Stolen Bases:
Four Stolen Bases:
Steal of home (straight):
Steal of home (double steal): Vukovich/English, 4/12 vs. CC
Four (4) Walks:
Five (5) Walks:
10 Total Bases in a game:

SOD POODLES TEAM

20 Runs, Game:
20 Hits, Game:
10+ Runs, Inning:
Back-to-back 15-hit games:
Everyone in order gets a hit: 2x: Last: 5/5 @ CC
Everyone in order scores a run: 5/5 @ CC
Only player in order to get a hit:
15+ Strikeouts, Game (Batting):
Triple Play:
Winning Streak: 3 (4/23 @ NWA - 4/26 vs. FRI)
Losing Streak: 3 (5/6 @ CC - 5/9 vs. MID)



HIGHS & LOWS - ALL TIME



SOD POODLES OFFENSE

Most Runs, Game: 20 (9/11/21 vs. TUL)
Most Runs, Inning: 11 (6/11/22 vs. FRI, 8th inning)
Most Hits, Game: 24 (9/11/21 vs. TUL)
Most Hits, Game (Indiv.): 5 (3x: Last: Barrosa, 7/22 @ MID)
Fewest Hits, Game: 0 (5/26/22 @ ARK)
Most HRs, Game (Team): 7, (6/5/21 @ FRI)
Most HRs, Game (Indiv.): 3, Olivares (5/5/19 vs. ARK)
Grand Slams: 11 (Last: Cedenno, 6/30 vs. NWA, 8th inning)
Most SBs, Game (Team.): 7 (4/12/23 vs. CC)
Most SBs, Game (Indiv.): 3 (5x: Last: Barrosa, 9/4/22 vs. FRI)
Most Runners LOB, Team: 14 (3x: Last: 7/30/21 vs. SA)
Most Runs Combined (Two Teams): 32 (9/11/21 vs. TUL)
Most Hits Combined (Two Teams): 37 (2x: Last: 4/23/22 vs SA)
Most Home Runs During Series (Two Teams): 34 (9/7-12/21 vs. TUL)
Most Runs To Overcome Deficit: 10 (4/26/23 vs. FRI)

SOD POODLES DEFENSE

Most Errors, Team: 5 (6/19/21 vs. MID)
Most Errors, Individual: 2 (25x: Last: Alexander, 9/8/22 vs. ARK)
Most Ground Into Double Plays: 4 (2x: Last: 9/17/21 vs. FRI)

SOD POODLES PITCHING

Most Ks, Team (9 innings): 17 (2x: Last: 5/9/21 @ TUL)
Most Ks, Team (extra innings): 19 (5/11/19 @ CC)
Most Walks, Team: 12 (8/27/22 @ CC)
Shutout: 22x: Last: 5/2/23 @ CC, Hill/Pope/Green/Backhus
Last Complete Game (9 IP): --
Last Complete Game (7 IP): Nelson (G1, 9/1/21 @ SA)
Last Complete Game (5 IP): Walston (7/29/22 vs. CC)
Last Complete Game Shutout: Frias (8/1/21 vs. SA (7))
Most Ks, Individual: 12 (4x: Last: Pfaadt: 6/23/22 @ CC)
Most Walks, Individual: 7 (Nelson, 7/6/21 @ SA)



LAST TIME IT HAPPENED - ALL TIME

SOD POODLES (INDIVIDUAL)

Perfect Game:
No-Hitter (Individual):
No-Hitter (Combined):
No-Hitter (7-Inning): 2x: Tabor, 7/11/21 @ SA; Frias, 8/1/21 vs. SA
1-Hitter (Individual): 7/29/22 (Walston, 5-inning game)
1-Hitter (Combined): 2x: Last: 4/16/22 (Jarvis, Weiss - 7 inning game)
2-Hitter (Individual):
2-Hitter (Combined): 4x: Last: 5/14 vs. MID, G1, Albright/Saalfrank/Rice
3-Hitter (Combined): 17x: Last: 5/2/23 @ CC, Albright/Fisher/Bain/Stumpo
3-Hitter (Individual):
Complete Game Shutout (9 Inning):
Complete Game Shutout (7 Inning): 2x: Tabor, 7/11/21 @ SA; Frias, 8/1/21 vs. SA
10 or more strikeouts: 14x, Last: Walston (7/29/22 vs. CC)
Four (4) Hits: 29x: Last: Cedenno (8/14/22 vs SPR)
Five (5) Hits: 3x: Last: Cedenno (8/18/22 @ MID)
Six (6) Hits:
Three (3) Doubles: 3x: Last: Carroll, (4/23/22 vs SA)
Four (4) Doubles:
Two (2) Triples:
Two HR Game: 29x, Last: Cedenno (8/23/22 @ CC)
Three HR Game: Olivares, 5/5/19 @ ARK
Grand Slam (Home): 9x, Last: Cedenno, 6/30/22 vs NWA
Grand Slam (Road): 2x: Last: De La Cruz, 6/5/21 @ FRI
Inside-The-Park HR: 4x: Last: Basabe (6/19/21 vs SPR)
Back-To-Back HRs: 17x: Last: English/Vukovich (4/16/23 vs. CC)
Back-To-Back-To-Back HRs:
B-2-B-2-B-2-B HRs: 9/11/21 vs. TUL - Garrett/Kennedy/Fletcher/Canzone (3rd inning)
HR, Both Sides of the Plate: 3x: Last: Stankiewicz (7/15/22 vs SA)
Hitting for the Cycle:

OPPONENTS OFFENSE

Most Runs, Game: 21 (2x: Last: 9/2/22 vs. FRI)
Most Runs, Inning: 11 (9/2/22 vs. FRI, 5th inning)
Most Hits, Game (Team): 23 (9/2/22 vs. FRI)
Most Hits, Game (Indiv.): 6 (Guldborg, 4/10/22 vs MID)
Fewest Hits, Game: 0 (2x, Last: 8/1/21 vs. SA - Frias no-hitter)
Most HRs, Game (Team): 9 (Last: 5/17/22 vs. TUL)
Most HRs, Game (Indiv.): 4 (Chandler Redmond, 8/10/22 vs SPR)
Most SBs, Game (Indiv.): 3 (Acuña, 4/30/23 vs. FRI)
Grand Slams: 20 (Last: Wagner, 4/14 vs. CC, off Bain, 3rd inning)
Most Runners LOB, Team: 16 (4/10/22 vs. MID)
Most Runs To Overcome Deficit: 10 (7/18/21 @ MID)

OPPONENTS PITCHING

Most Ks Team (9 innings): 17 (2x: Last: 5/9/21 @ TUL)
Most Ks, Team (extra innings): 19 (5/11/19 @ CC, 10)
Most Walks, Team: 10 (4x: Last: 4/20 @ NWA)
Shutout: 21x: Last: 4/22 @ NWA
Last Complete Game: Jones (5/26/22 (2) @ ARK)
Last Complete Game Shutout (7 IP): Jones (5/26/22 (2) @ ARK)
Most Ks, Individual: 14 (Dustin May, 6/22/19 @ TUL)
Most Walks, Individual: 7 (Robaina, 7/31/22 vs. CC)

OPPONENTS DEFENSE

Most Errors, Team: 4 (5x, Last: 7/22/22 @ MID)
Most Errors, Individual: 3 (3x: Last: Whitcomb, 4/12/23 vs. CC)
Most Ground Into Double Plays: 4 (2x: Last: 9/14/22 @ SA)

MISCELLANEOUS

Longest Home Game Time (9 innings): 4:08 (9/11/21 vs. TUL)
Shortest Home Game Time (9 innings): 2:01 (6/8/22 vs FRI)
Longest Road Game Time (9 innings): 3:34 (7/29/19 @ NWA)
Shortest Road Game Time (9 innings): 1:50 (8/21/22 @ MID)
Longest Game Time (7 innings): 2:36 (9/1/21 @ SA)
Shortest Game Time (7 innings): 1:29 (5/26/22 (2) @ ARK)
Longest Extra-Inning Game: 4:08 (4/22/22 vs. SA, 11)
Longest Game (Innings): 12 (2x: Last: 5/27/22 @ ARK)
Longest Game Delay (Home): 3:15 (5/18/21 vs. MID)
Longest Game Delay (Road): 1:47 (8/10/19 @ FRI)
Highest Attendance (Home): 7,481 (7/3/22 vs. NWA)
Highest Attendance (Road): 10,366 (5/18/19 @ FRI)
Lowest Attendance (Home): 3,851 (6/1/22 vs. MID)
Lowest Attendance (Road): 1,906 (8/17/22 @ MID)
Largest Margin of Victory: 15 (19-4, 6/9/21 vs. CC)
Largest Margin of Defeat: 19 (21-2, 9/2/22 vs. FRI)

SOD POODLES TEAM

20 Runs, Game: 20, 9/11/21 vs. TUL
20 Hits, Game: 5x: Last: 20, 8/18/22 @ MID
10+ Runs, Inning: 2x: Last: 6/11/22 vs. FRI (11, 8th inning)
Back-to-back 15-hit games: 2x: Last: 4/22-4/23/22 vs. SA
Everyone in order gets a hit: 28x: Last: 5/5/23 @ CC
Everyone in order gets multiple-hits: 5/8/22 vs. MID
Everyone in order scores a run: 7x: Last: 5/5/23 @ CC
Only player in order to get a hit: 4x: Last: Diaz, G1, 9/1/21 @ SA
15+ Strikeouts, Game (Batting): 16x: Last: 6/25/22 @ CC (16)
Triple Play:
Winning Streak: 6 (9/10-9/16/22)
Losing Streak: 7 (7/30-8/6/22)



TRANSACTIONS

[illegible][illegible][illegible]

GAME	DATE	OPPONENT	W/L	WINNING PITCHER	LOSING PITCHER	SAVE	RECORD	STANDING	ATTENDANCE	TOG
1	4/6	@ FRI	L, 12-4	Anderson, G (1-0)	Jarvis, B (0-1)	-	0-1	T-2nd (-1.0)	8,320	2:28
2	4/7	@ FRI	W, 3-1	Albright, L (1-0)	Krauth, N (0-1)	Backhus, K (1)	1-1	T-1st (+0.5)	8,655	2:16
3	4/8	@ FRI	W, 5-3	Rice, J (1-0)	Starr, N (0-1)	Vizcaino, R (1)	2-1	T-1st (+1.0)	9,030	2:57
	4/9	OFF								
	4/10	OFF								
4	4/11	CC	L, 5-4	Melendez, J (1-0)	Patrick, C (0-1)	Macuare, A (1)	2-2	T-2nd (-1.0)	5,452	2:26
5	4/12	CC	W, 13-10	Mantiplay, J (1-0)	Robaina, J (0-1)	-	3-2	T-1st (+1.0)	4,093	3:16
6	4/13	CC	W, 5-2	Jarvis, B (1-1)	Cobos, F (0-1)	Montes De Oca, C (1)	4-2	1st (+1.0)	4,547	2:39
7	4/14	CC	L, 13-10	Sprinkle, J (1-0)	Albright, L (1-1)	-	4-3	T-1st (+1.0)	6,417	2:54
8	4/15	CC	W, 5-3	Mantiplay, J (2-0)	Gordon, C (0-2)	Backhus, K (2)	5-3	1st (+1.0)	6,146	2:28
9	4/16	CC	L, 11-5	Melendez, J (2-0)	Patrick, C (0-2)	-	5-4	T-1st (+1.0)	5,187	2:54
	4/17	OFF								
10	4/18	@ NWA	L, 16-6	Del Rosario, Y (1-0)	Olivero, D (0-1)	-	5-5	T-1st (+1.0)	2,399	2:40
11	4/19	@ NWA	W, 5-0	Jarvis, B (2-1)	Veneziano, A (1-1)	-	6-5	T-1st (+1.0)	2,792	2:29
12	4/20	@ NWA	W, 3-2 (10)	Otanez, M (1-0)	Biasi, D (1-1)	Rice, J (1)	7-5	1st (+0.5)	3,751	3:08
13	4/21	@ NWA	L, 5-0	Hoffmann, A (2-1)	Hill, J (0-1)	-	7-6	T-1st (+1.0)	4,690	2:26
14	4/22	@ NWA	L, 5-0	Marsh, A (1-0)	Patrick, C (0-3)	-	7-7	T-1st (+3.0)	4,856	2:14
15	4/23	@ NWA	W, 6-2	Saalfrank, A (1-0)	Way, B (0-2)	-	8-7	T-1st (+0.5)	4,640	2:48
	4/24	OFF								
16	4/25	FRI	W, 9-7	Rice, J (2-0)	Starr, N (1-2)	Backhus, K (3)	9-7	T-1st (+1.0)	3,231	2:34
17	4/26	FRI	W, 12-11 (10)	Workman, B (1-0)	Church, M (0-1)	-	10-7	1st (+1.0)	3,275	3:24
18	4/27	FRI	L, 5-1	Roby, T (1-2)	Bain, J (0-1)	-	10-8	1st (+0.5)	6,239	2:38
19	4/28	FRI	L, 12-6	Speas, A (1-0)	Patrick, C (0-4)	-	10-9	2nd (-0.5)	4,393	2:55
20	4/29	FRI	W, 11-4	Olivero, D (1-1)	Leiter, J (0-2)	-	11-9	1st (+0.5)	5,928	2:38
21	4/30	FRI	L, 12-7	Church, M (1-1)	Tineo, M (0-1)	-	11-10	T-1st (+0.5)	5,125	2:53
	5/1	OFF								
22	5/2	@ CC	L, 3-1	Robaina, J (1-2)	Fisher, H (0-1)	-	11-11	T-2nd (-1.0)	2,774	2:05
23	5/3	@ CC	W, 3-0	Pope, A (1-0)	Kouba, R (1-1)	Backhus, K (4)	12-11	T-1st (+1.5)	2,401	2:15
24	5/4	@ CC	L, 6-1	Gordon, C (2-2)	Patrcik, C (0-5)	-	12-12	T-2nd (-1.0)	3,678	2:11
25	5/5	@ CC	W, 12-8	Goddard, J (1-0)	Plumlee, P (0-1)	-	13-12	T-1st (+2.5)	4,651	3:13
26	5/6	@ CC	L, 12-7	VanWey, L (1-0)	Tineo, M (0-2)	-	13-13	T-2nd (-1.0)	4,327	2:49
27	5/7	@ CC	L, 5-4	Arrighetti, S (2-2)	Albright, L (1-2)	McDonald, C (1)	13-14	T-2nd (-2.0)	4,726	2:28
	5/8	OFF								
28	5/9	MID	L, 9-11	Supak, T (2-0)	Hill, J (0-2)	-	13-15	2nd (-3.0)	6,284	2:47
29	5/10	MID	W, 6-3	Saalfrank, A (2-0)	Salinas, R (1-2)	-	14-15	2nd (-2.0)	4,495	2:20
30	5/11	MID	L, 16-6	Pérez, F (1-0)	Olivero, D (1-2)	-	14-16	2nd (-3.0)	5,363	2:56
31	5/12	MID	L, 6-1	Cushing J (1-0)	Tineo, M (0-3)	-	14-17	3rd (-4.0)	7,165	2:27
	5/13	MID	PPD							
32	5/14(1)	MID	W, 10-1	Albright, L (2-2)	Ginn, J (0-2)	-	15-17	-	0	1:40
33	5/14(2)	MID	L, 13-1	Tomioka, S (1-0)	Hill, J (0-3)	-	15-18	3rd (-4.0)	4,621	2:32
	5/15	OFF								
34	5/16	@ FRI								
35	5/17	@ FRI								
36	5/18	@ FRI								
37	5/19	@ FRI								
38	5/20	@ FRI								
39	5/21	@ FRI								
	5/22	OFF								
40	5/23	@ SA								
41	5/24	@ SA								
42	5/25	@ SA								
43	5/26	@ SA								
44	5/27	@ SA								
45	5/28	@ SA								
	5/29	OFF								
46	5/30	SPR								
47	5/31	SPR								
48	6/1	SPR								
49	6/2	SPR								
50	6/3	SPR								
51	6/4	SPR								