



**SOD  
POODLES  
BASEBALL  
CLUB**

# NEWS & NOTES

**HODGETOWN**

**715 S. BUCHANAN ST**

**AMARILLO, TEXAS 79101**

**806-803-7762**

**TWITTER: @SODPOODLES**

Sod Poodles PR Department: Director, Cory Hilborne - CoryH@SodPoodles.com, 806-803-9614

**San Antonio Missions (60-57, 23-25)**

**RHP Ryan Bergert (1-2, 3.00 ERA)**

**VS.**

**Amarillo Sod Poodles (63-54, 29-19)**

**RHP Jamison Hill (6-6, 5.08 ERA)**

Friday, August 25, 2023 • 7:05 PM CT • Nelson Wolff Stadium • Radio: KVWE-102.9 FM • Game 118 • Road Game 61

## UPCOMING GAMES

DAY	DATE	OPPONENT	PROBABLE PITCHERS	TIME (CT)	RADIO
Sat	Aug 26	@ SA	RHP Jairo Iriarte (0-1, 3.21 ERA) vs. TBA	7:05 PM	KVWE-102.9 FM
Sun	Aug 27	@ SA	RHP Jared Kollar (2-1, 4.62 ERA) vs. LHP Yu-Min Lin (3-1, 5.12 ERA)	1:05 PM	KVWE-102.9 FM
Tues	Aug 29	vs MID	TBA vs. TBA	7:05 PM	KVWE-102.9 FM

## SEASON RESULTS

Date	Site	Result
5/23	@ SA	L, 14-4
5/24	@ SA	L, 4-3
5/25	@ SA	L, 5-4
5/26	@ SA	L, 8-2
5/27	@ SA	W, 1-0
5/28	@ SA	W, 9-3
6/13	vs. SA	W, 10-2
6/14	vs. SA	L, 5-2
6/15	vs. SA	L, 11-9
6/16	vs. SA	L, 12-9
6/17	vs. SA	W, 9-7
6/18	vs. SA	L, 11-4
8/22	@ SA	L, 8-7 (10)
8/23	@ SA	L, 4-2
8/24	@ SA	W, 4-2
8/25	@ SA	
8/26	@ SA	
8/27	@ SA	

## SAN ANTONIO SERIES CAPSULE

2023 at Home: 2-4
2023 on Road: 3-6
All-Time at Home: 12-12
All-Time on Road: 16-19
All-Time Totals: 28-31

## STREAKS

Last 5 Games: 2-3
Last 10 Games: 6-4
Longest 2023 Winning Streak: 7
Longest 2023 Losing Streak: 4 (2x)
All-Time W/L: 261-249

## LEAGUE STANDINGS

### TEXAS LEAGUE 2ND HALF

North (W-L-PCT-GB)			
WICHITA	26-22	.542	-
NW ARKANSAS	24-23	.511	1.5
SPRINGFIELD	23-25	.479	3.0
ARKANSAS	19-28	.404	6.5
TULSA	19-29	.396	7.0

South (W-L-PCT-GB)			
AMARILLO	29-19	.604	-
MIDLAND	28-20	.583	1.0
CORPUS CHRISTI	24-24	.500	5.0
FRISCO	24-24	.500	5.0
SAN ANTONIO	23-25	.479	6.0

### OVERALL

North (W-L-PCT-GB)			
*ARKANSAS	64-82	.552	-
TULSA	60-87	.513	4.5
SPRINGFIELD	57-60	.487	7.0
WICHITA	54-62	.466	10.0
NW ARKANSAS	53-63	.457	11.0

South (W-L-PCT-GB)			
AMARILLO	63-54	.538	-
MIDLAND	60-57	.513	3.0
*SAN ANTONIO	60-57	.513	3.0
CORPUS CHRISTI	57-60	.487	6.0
FRISCO	55-61	.474	6.5

\*Clinched 1st half

## TEAM LEADERS

AVERAGE: .272 - Roberts
HITS: 100 - Vukovich
2B: 20 - Roberts
TRIPLES: 8 - Roberts
HOME RUNS: 20 - Tawa & Vukovich
RBI: 85 - Vukovich
OPS: .909 - Roberts
SB: 18 - Castillo
SO (P): 134 - Albright
SAVES: 10 - Backhus
ERA: 3.76 - Backhus
WINS: 8 - Albright

## ATTENDANCE

Last: 4,457
Total: 295,211
Average: 5,467
No. of Sellouts: 22

**DOUBLE DIGIT DE LOS:** Deyvison De Los Santos made it 10 straight games with a hit after collecting an infield single in the top of the eighth inning. The D-backs' no. 5-rated prospect is now 5-for-12 with two home runs, a double, four RBI, and four runs scored in three games to start the series. De Los Santos has hit in 28 of his last 32 games since July 14th. He is hitting .321 (42-for-131) with eight home runs, eight doubles, a triple, and 24 RBI over his last 32. He continues his tear post-All-Star break, ranking tied for the third most hits in the Texas League since July 14th, while also being T-3rd in home runs, XBH (17), total bases (76), and runs scored (28). He is also tied for the eighth-most RBI and holds the ninth-highest SLG (.580) across the league during the span.

**MIGHTY MELENDEZ:** With just one hit through the first two games of the series, Ivan Melendez racked up three hits on Thursday night for his third three-hit game in Amarillo. The D-backs' no. 8-rated prospect also picked up his first RBI of the series with a single in the top of the fourth inning. Through his first 31 games with Amarillo, Melendez is hitting .288 (36-for-125) with four doubles, a triple, 12 home runs, and 33 RBI. He is tied for first in all of Double-A in home runs, is 3rd in RBI, 4th in SLG (.624), T-5th in total bases (78), and T-9th in XBH (17) since his arrival to Amarillo.

**CHEERS TO THREE:** Seth Beer finished the game 3-for-4 with a double and a run scored. It was Beer's 20th multi-hit game this season and he improved his AVG to .274 through 65 games played. Beer has played in two of the first three games to begin the series with multi-hit efforts in both, making him 5-for-8 with a double, two runs, RBI, and a walk this week.

**ROBERTS RAKES & RANKS:** Caleb Roberts finished the game 2-for-4 with a double, RBI, and run scored on Thursday night. On the year, Roberts now ranks T-4th in the Texas League in XBH with 42, still leads the league in triples with eight, and is one shy of setting the Amarillo single-season record. The lefty bat is also fifth in SLG (.530), and seventh in OPS (.909) in the league in 2023. Among all qualified and active players on the roster, Roberts leads the team in AVG (.272), OBP (.379), SLG, OPS, doubles (20), walks (49), is second in XBH and runs scored (66), third in total bases (160), T-3rd in RBI (55), fourth in hits (82), and fifth in home runs (14).

**SIX SHOOTER:** Kyle Backhus made it six-straight scoreless appearances with his 2.0 IP as he added his 10th save of the season on Thursday night. The left-hander has now worked 10.1 IP without allowing a run charged to him. Four of the seven longest streaks without an earned run allowed this season by Amarillo pitchers now belong to Backhus, his fourth time this year with stretches of 6+ games without a run charged to him. His 10 saves are tied for the second-most in the Texas League this year, and fourth-most by any Sod Poodle in a single season. He has 13 overall in his Double-A career and 16 since the start of last season - good for the second-most in the D-backs' farm system over the span. His 13 saves as a Sod Poodle are already the third-most in franchise history behind Blake Rogers (26) and MLB All-Star David Bednar (14).

**ALBRIGHT, ALBRIGHT, ALBRIGHT:** Making his 24th start of the season, Luke Albright worked five scoreless innings allowing just two hits - both singles - with three strikeouts. The right-hander worked around a career-high six walks to keep the Missions off the scoreboard. Two of his three strikeouts came in his final inning of work after loading the bases. Albright leads the D-backs' farm system with 134 strikeouts while also leading the Texas League this season in the category. He picked up his eighth win of the year, placing him in a tie for third-most in the league this season. It is his second of the month and first since August 1st against Corpus Christi.

**DOUBLE DOSE OF DUZ:** Camden Duzenack went 2-for-5 with two doubles, giving him 14 as a Sod Poodle this year. Through 47 games played in an Amarillo uniform in 2023, Duzenack is hitting .333 (57-for-171) with 20 XBH and 33 RBI.

**BOMBS AWAY:** Amarillo has hit 36 home runs in 21 games during the month of August, already the third-most HR in any single month this season. Amarillo tied the franchise high with 43 home runs last month. The 165 home runs hit this season are the second-most among all Double-A clubs (10 behind Somerset) and are the 14th most in the minors this year. The Sod Poodles set a franchise-high with 179 homers on the year a season ago - now just 14 shy of tying that record with 21 games to play in the 2023 regular season.

## SOD POODLES BREAKDOWN

At Home: 32-25
On the Road: 31-29
Day Games: 8-6
Night Games: 54-48
vs. RHP: 53-45
vs. LHP: 10-9
First Half: 34-35
Second Half: 29-19
April: 11-10
May: 10-16
June: 15-10
July: 15-9
August: 12-9
September: 0-0
Monday: 2-0
Tuesday: 7-11
Wednesday: 12-7
Thursday: 9-10
Friday: 5-13
Saturday: 16-5
Sunday: 12-8
Scoring First: 35-24
Opponent Scoring First: 28-30
Extra Innings: 2-4
Doubleheaders: 6-2
Commit An Error: 36-31
Commit No Errors: 27-23
Walk-Off Wins: 4
Walk-Off Losses: 4
vs. North 1st Half: 7-5
vs. South 1st Half: 27-30
vs. North 2nd Half: 20-10
vs. South 2nd Half: 9-9
Scoring 4+ Runs: 55-35
Opp. Scoring 4+ Runs: 30-52
Scoring 3 Or Fewer Runs: 8-19
Opp. Scoring 3 Or Fewer Runs: 33-21
Out-Hit Opponent/Tie: 51-21
Out-Hit By Opponent: 12-33
Lead After 6: 46-12
Trail After 6: 10-40
Tied After 6: 7-2
Lead After 7: 51-6
Trail After 7: 5-43
Tied After 7: 6-5
Lead After 8: 52-2
Trail After 8: 1-46
Tied After 8: 4-6
Series (W-L-T): 8-5-7
Game 1: 8-13
Game 2: 14-6
Game 3: 10-10
Game 4: 7-11
Game 5: 14-4
Game 6: 10-8
Series Sweeps: 1
Series Been Swept: 0

# STARTING PITCHER



## #16 JAMISON HILL - RHP

HEIGHT: 6'1"      WEIGHT: 180      B/T: R/R      AGE: 23 (3/28/1999 in San Diego, CA)  
**23 G (22 GS)**      **6-6**      **92/71 K/BB**      **5.08 ERA**

**LAST WIN:** 8/13/2023 @ TUL      **LONGEST 2023 OUTING:** 7.0 Innings (2x, Last: 7/21 vs WCH)  
**LAST HOME RUN ALLOWED:** 8/8/2023 @ TUL (Diego Cartaya, 4th inning, Solo)      **CAREER VS. SA:** 5 G, 2-1, 4.30 ERA, 23.0 IP, 23 H, 11 R, 11 ER, 3 HR, 20 K, 13 BB, 3 HB

- Rated the 50th best right hander in California by Perfect Game in 2017.
- Signed by the Arizona Diamondbacks as a minor league free agent on July 22, 2021 out of Fresno State (Fresno, CA).
- Made his professional and Low-A debut on 9/9/2021 in Visalia threads and went 4.0 innings and allowed one (1) unearned run on two (2) hits while punching out three (3) batters.
- He only played one (1) other game in 2021 (9/16) where he held his opponent scoreless through 3.0 innings while walking two (2) and punching out three (3) in the process.
- In his first game at HODGETOWN (9/1/2022 vs. FRI), went 4.0 innings and allowed just one (1) earned run on two (2) knocks and two (2) walks while punching out a pair of batters, good for his best outing at HODGETOWN in 2022 with his only other outing being on 9/7 (4.0 IP, 7 H, 5 ER, 2 BB).
- On 7/29/2022, he set a Hillsboro Hops franchise record 13 punch outs in a single contest, also good for his career high in a single game.
- During his time as a Hop across 21 games (4/14-8/21/2022), held the throne for wins (7), punch outs (115) and innings pitched (103.1) among qualified players...Additionally, he shared 1st place in GS (21).

## CAREER STATS

YEAR	TEAM	W-L	ERA	G	GS	CG	SHO	IP	H	R	ER	HR	HB	BB	SO	WP	GIDP	BAA
2021	Visalia (A-)	0-0	0.00	2	2	0	0	7.0	4	1	0	0	0	2	6	0	0	.167
2022	Visalia (A-)	0-1	4.50	1	0	0	0	4.0	4	3	2	0	0	2	2	0	0	.286
	Hillsboro (A+)	7-7	4.35	21	21	0	0	103.1	82	56	50	9	7	46	115	12	6	.216
	Amarillo (AA)	1-0	6.30	5	4	0	0	20.0	26	14	14	4	1	8	12	2	1	.321
2023	Amarillo (AA)	6-6	5.08	23	22	0	0	101.0	89	60	57	13	9	71	92	8	7	.233
MINOR LEAGUE TOTALS		14-14	4.70	52	49	0	0	235.1	205	134	123	26	17	129	227	22	14	.233

### 2023 HIGHS

**INNINGS:** 7.0 IP (2x, Last: 7/21 vs WCH)  
**HITS:** 8 (8/8 @ TUL)  
**RUNS:** 8 (7/1 vs. TUL)  
**EARNED RUNS:** 7 (8/8 @ TUL)  
**STRIKEOUTS:** 7 (4/21 @ NWA)  
**WALKS:** 5 (3x, Last: 8/2 vs. CC)  
**HOME RUNS:** 2 (4x, Last: 8/8 @ TUL)  
**CONSECUTIVE WINS:** 3 (7/8 (1) - 7/21)  
**CONSECUTIVE LOSSES:** 2 (5/9-14 vs MID)  
**SHORTEST START:** 1.1 IP (8/19 vs. ARK)  
**PITCHES THROWN:** 103 (8/2 vs. CC)

### CAREER HIGHS

**INNINGS:** 7.0 IP (3x, Last: 7/21/23 vs WCH)  
**HITS:** 8 (2x, Last: 8/8/23 @ TUL)  
**RUNS:** 8 (7/1/23 vs. TUL)  
**EARNED RUNS:** 7 (2x, Last: 8/8/23 @ TUL)  
**STRIKEOUTS:** 13 (7/29/22 @ EUG (HIL))  
**WALKS:** 5 (5x: Last: 8/2/23 vs. CC)  
**HOME RUNS:** 2 (7x, Last: 8/8/23 @ TUL)  
**CONSECUTIVE WINS:** 3 (2x, Last: 7/8 (1) - 7/21/23)  
**CONSECUTIVE LOSSES:** 2 (3x: Last - 5/9-14/23)  
**SHORTEST START:** 1.1 IP (8/19/2023 vs. ARK)  
**PITCHES THROWN:** 103 (8/2/2023 vs. CC)

### 2023 SPLITS

**VS. RIGHT:** .227/.351/.386, 53 H, 14 2B, 3B, 7 HR, 33 RBI, 53 K, 36 BB  
**VS. LEFT:** .242/.384/.409, 36 H, 7 2B, 6 HR, 23 RBI, 39 K, 35 BB  
**HOME:** 12 G, 3-2, 5.30 ERA, 52.2 IP, 42 H, 31 ER, 8 HR, 45 K, 40 BB  
**ROAD:** 11 G, 3-4, 4.84 ERA, 48.1 IP, 47 H, 26 ER, 5 HR, 47 K, 31 BB  
**W/ RISP:** .237/.346/.421, 27 H, 6 2B, 5 HR, 46 RBI, 30 K, 18 BB  
**DAY:** 3 G, 1-2, 4.50 ERA, 12.0 IP, 6 ER, 7 H, 2 HR, 9 K, 11 BB  
**NIGHT:** 20 G, 5-4, 5.16 ERA, 89.0 IP, 82 H, 51 ER, 11 HR, 83 K, 60 BB  
**TEAM W/L IN STARTS:** 12-10

### OPPOSING STARTER - RHP RYAN BERGERT (1-2, 3.00 ERA)

CAREER VS. AMA: FIRST APPEARANCE

## BATTER-PITCHER MATCH-UPS (ACTIVE ROSTER, 2023)

### SOD POODLES VS. RYAN BERGERT:

PLAYER	H	AB	AVG	XBH	HR	RBI	BB	SO
Duzenack, C								
Roberts, C								
Vukovich, A								
Beer, S								
De Los Santos, D								
Castillo, N								
Cintron, J								
Centeno, J								
D'Orazio, J								

### MISSIONS VS. JAMISON HILL:

PLAYER	H	AB	AVG	XBH	HR	RBI	BB	SO
De La Cruz, M	3	6	.500	1	0	1	1	2
Hollis, C	1	3	.333	1	0	0	0	0
Reyes, R	2	7	.286	2	0	2	1	2
Fernandez, J	1	4	.250	0	0	0	0	1
Cummings, C	0	2	.000	0	0	0	0	2
Howell, K	0	1	.000	0	0	0	0	0





#28 SETH BEER - INF														
2023 HIGHS: Hits - 4, Runs - 3, RBI - 3, HR - 1, 2B - 2, 3B - 0, BB - 2, K - 3, SB - 0														
HEIGHT: 6'3" WEIGHT: 225 B/T: L/R AGE: 26 (9/18/1996 in Maryville, IL) 2023 SPLITS:														
G	AVG	OBP	SLG	AB	R	H	2B	3B	HR	RBI	BB	SB/ATT	SO	V. RHP
65	.274	.375	.436	241	43	66	15	0	8	41	28	0/0	66	.295
<b>LAST GAME:</b> 3-for-4, 2B, R, K <b>SA SERIES:</b> 5-for-8, 2B, RBI, 2 R, BB, K <b>ARK SERIES:</b> 5-for-19, 2B, 2 RBI, 4 R, BB, 3 K														
<b>LAST HOME RUN:</b> 8/5 vs CC off VanWey (Solo) <b>LAST MULTI-HIT GAME:</b> 8/24 @ SA (3-for-4)														
<b>CURRENT HITTING:</b> 2 <b>SEASON LONG HITTING:</b> 6 <b>CURRENT ON-BASE:</b> 4 <b>SEASON-LONG ON-BASE:</b> 14														

- 🏆 Player of the Month (July, 2019), Baseball America Minor League All-Star (2019) and Baseball America Double-A All-Star (2019).
- 🏆 In his decorated 2019 season, he slashed .289/.388/.516 across three different teams while blasting 26 homers and 24 doubles through 122 games.
- 🏆 Made his MLB debut on 9/10/2021 with the D-backs and spent parts of the 2021 and 2022 seasons in the league with 43 career games played.
- 🏆 Had a four-hit performance on 5/31/23 vs. SPR, the first four-hit night by a Sod Poodle at home since 8/14/2022 by Leandro Cedeño, also against SPR.
- 🏆 Hit the seventh walk-off home run in team history on Aug. 5 against Corpus Christi...Completed a five-run comeback.

#12 NEYFY CASTILLO - INF														
2023 HIGHS: Hits - 4, Runs - 3, RBI - 5, HR - 2, 2B - 2, 3B - 1, BB - 2, K - 4, SB - 1														
HEIGHT: 6'3" WEIGHT: 175 B/T: R/R AGE: 22 (3/2/2002 in Higuey, Dominican Republic) 2023 SPLITS:														
G	AVG	OBP	SLG	AB	R	H	2B	3B	HR	RBI	BB	SB/ATT	SO	V. RHP
80	.249	.311	.464	293	51	73	14	2	15	55	23	18/23	110	.239
<b>LAST GAME:</b> 0-for-4, 3 K <b>SA SERIES:</b> 3-for-11, 2B, RBI, R, 2 BB, 4 K <b>ARK SERIES:</b> 11-for-23, 4 HR, 2 2B, 3B, 14 RBI, 9 R, 2 BB, 6 K														
<b>LAST HOME RUN:</b> 8/20 vs ARK off Tyler (Solo) <b>LAST MULTI-HIT GAME:</b> 8/22 @ SA (2-for-4)														
<b>CURRENT HITTING:</b> 0 <b>SEASON LONG HITTING:</b> 14 <b>CURRENT ON-BASE:</b> 0 <b>SEASON-LONG ON-BASE:</b> 15														

- 🏆 Had his first three-hit night in 2023 with a 3-for-4 performance against San Antonio...Had three-straight multi-hit games (6/11-14).
- 🏆 Had a career-long hit streak of 14 games (6/4-28)...Surpassing his previous career-long of 13 games with Visalia (6/27-7/17/21).
- 🏆 Recorded a home run in three straight games for the first time in his professional career from July 15-18. Had five separate consecutive HR games for Low-A Visalia during the 2021 season in which he set a single-season career-high with 21 home runs.
- 🏆 Hit .317 (20-for-63) with five home runs, three doubles, 15 RBI, and 12 runs scored in 17 games during the month of July.
- 🏆 Was named Texas League Player of the Week for August 14-20 after hitting .478 (4 HR, 2 2B, 3B, 14 RBI, 9 R) against Arkansas.

#8 JUAN CENTENO - C														
2023 HIGHS: Hits - 3, Runs - 2, RBI - 2, HR - 1, 2B - 2, 3B - 0, BB - 2, K - 3, SB - 1														
HEIGHT: 5'9" WEIGHT: 195 B/T: L/R AGE: 33 (11/16/1989 in Arecibo, Puerto Rico) 2023 SPLITS:														
G	AVG	OBP	SLG	AB	R	H	2B	3B	HR	RBI	BB	SB/ATT	SO	V. RHP
56	.266	.326	.324	207	23	55	9	0	1	15	19	4/5	54	.253
<b>LAST GAME:</b> 2-for-3, 2B, BB, K <b>SA SERIES:</b> 2-for-3, 2B, BB, K <b>ARK SERIES:</b> 5-for-11, 2 2B, 2 RBI, R, BB, 3 K														
<b>LAST HOME RUN:</b> 4/13 vs. CC off Cobos <b>LAST MULTI-HIT GAME:</b> 8/23 @ SA (2-for-3)														
<b>CURRENT HITTING:</b> 7 <b>SEASON LONG HITTING:</b> 7 <b>CURRENT ON-BASE:</b> 13 <b>SEASON-LONG ON-BASE:</b> 13														

- 🏆 2017 World Series Champion (HOU).
- 🏆 Made his MLB Debut on 9/18/2013 with the New York Mets and collected his first single that night off 3-time All-Star Matt Cain.
- 🏆 Set a career-high with 15 home runs including 14 in 81 games with Amarillo in 2022.
- 🏆 Named a Texas League Post-Season All-Star (2022) and the MiLB.com Organization All-Star (2022, ARI).
- 🏆 In the month of April this season, he slashed .277/.340/.340 with a homer and six RBI in 13 games...Among teammates with at least 10 games played in the month, his average was good for third with his hits (13) tying sixth and his six multi-hit performances ranking second.

#9 S.P. CHEN - INF														
2023 HIGHS: Hits - 2, Runs - 1, RBI - 2, HR - 1, 2B --, 3B - 1, BB - 2, K - 3, SB --														
HEIGHT: 5'9" WEIGHT: 165 B/T: L/R AGE: 22 (10/27/2000 in New Taipei, Taiwan) 2023 SPLITS:														
G	AVG	OBP	SLG	AB	R	H	2B	3B	HR	RBI	BB	SB/ATT	SO	V. RHP
7	.250	.348	.650	20	3	5	-	1	2	6	3	-/-	6	.294
<b>LAST GAME:</b> 0-for-4, K <b>SA SERIES:</b> 0-for-4, K <b>ARK SERIES:</b> 2-for-7, 3B, 2 RBI, 2 K														
<b>LAST HOME RUN:</b> 8/12 @ TUL off Ryan (2-Run) <b>LAST MULTI-HIT GAME:</b> 8/17 vs. ARK (2-for-4)														
<b>CURRENT HITTING:</b> 0 <b>SEASON LONG HITTING:</b> 4 <b>CURRENT ON-BASE:</b> 0 <b>SEASON-LONG ON-BASE:</b> 4														

- 🏆 Signed by the Arizona Diamondbacks as a minor-league free agent on July 2, 2019
- 🏆 Made his professional debut during the 2021 season with Low-A Visalia...Recorded two hits and three RBI in his first game.
- 🏆 Ended his first pro season hitting .198 in 83 games with six HR between Visalia and three games in the Arizona Complex League.
- 🏆 Combined to hit .236 in 88 games between Visalia and High-A Hillsboro during the 2022 season...Hit 21 doubles between the two.
- 🏆 Began the 2023 season with Hillsboro, hitting .207 in 59 games for the Hops.
- 🏆 Was assigned to the ACL on July 13 and proceeded to hit .357 in nine games.
- 🏆 Hit a home run in his Double-A debut for his first hit with Amarillo, going 1-for-2 with two walks on Aug. 3 vs Corpus Christi

#1 JANCARLOS CINTRON - INF														
2023 HIGHS: Hits - 1, Runs --, RBI - 1, HR --, 2B --, 3B --, BB --, K - 2, SB --														
HEIGHT: 5'8" WEIGHT: 175 B/T: R/R AGE: 28 (12/1/1994 in Bayamon, P.R.) 2023 SPLITS:														
G	AVG	OBP	SLG	AB	R	H	2B	3B	HR	RBI	BB	SB/ATT	SO	V. RHP
2	.125	.125	.124	8	-	1	-	-	-	2	-	-/-	3	.200
<b>LAST GAME:</b> 1-for-4, RBI, 2 K <b>SA SERIES:</b> 1-for-8, 2 RBI, 3 K <b>ARK SERIES:</b> N/A														
<b>LAST HOME RUN:</b> 8/15 vs ACL Rockies off Luciano (Solo) <b>LAST MULTI-HIT GAME:</b> 8/12 vs ACL Giants (2-for-4)														
<b>CURRENT HITTING:</b> - <b>SEASON LONG HITTING:</b> - <b>CURRENT ON-BASE:</b> - <b>SEASON-LONG ON-BASE:</b> -														

- 🏆 Signed by the Arizona Diamondbacks on June 22, 2017 as a minor league free agent.
- 🏆 Has appeared in 110 games with Amarillo since 2021, hitting .268 (23 2B, 12 HR, 62 RBI, 25 BB).
- 🏆 In 65 games with Triple-A Reno in 2022, hit .353 (21 2B, 3 3B, 3 HR, 29 RBI, 16 BB)...Led the D-backs system hitting .338 in 103 games.
- 🏆 Was placed on the 60-day IL on March 31, 2023.
- 🏆 Began a rehab assignment in the Arizona Complex League on August 5th...Hit .323 in 11 games (HR, 5 RBI, 5 BB).
- 🏆 Last Double-A appearance with Amarillo was on May 21, 2022...Hit .311 in 38 games with Amarillo in 2022 (13 2B, 4 HR, 30 RBI, 9 BB).
- 🏆 Won a PCL Championship with Reno in 2022.

#2 J.J. D'ORAZIO - C															
2023 HIGHS: Hits - 3, Runs - 1, RBI - 1, HR --, 2B - 1, 3B - 1, BB - 1, K - 2, SB --															
HEIGHT: 6'1" WEIGHT: 170 B/T: R/R AGE: 21 (12/28/2001 in Maracay, VEN) 2023 SPLITS:															
G	AVG	OBP	SLG	AB	R	H	2B	3B	HR	RBI	BB	SB/ATT	SO	V.RHP	V.LHP
23	.264	.283	.345	87	10	23	5	1	-	9	3	-/-	19	.253	.375
LAST GAME: 1-for-5, R, K				LAST HOME RUN: 7/9 vs VAN (A+) off Harrison (Solo)								CURRENT HITTING: 1			
SA SERIES: 1-for-5, R, K				LAST MULTI-HIT GAME: 8/17 vs ARK (2-for-4)								SEASON LONG HITTING: 8			
ARK SERIES: 2-for-15, 2 RBI, R, 3 K												CURRENT ON-BASE: 1			
												SEASON-LONG ON-BASE: 8			

#13 DEYVISON DE LOS SANTOS - INF															
2023 HIGHS: Hits - 3, Runs - 3, RBI - 3, HR - 1, 2B - 2, 3B - 1, BB - 2, K - 3, SB - 1															
HEIGHT: 6'1" WEIGHT: 185 B/T: R/R AGE: 20 (6/21/1993 in Santo Domingo, Dominican Republic) 2023 SPLITS:															
G	AVG	OBP	SLG	AB	R	H	2B	3B	HR	RBI	BB	SB/ATT	SO	V.RHP	V.LHP
95	.246	.296	.402	378	59	93	12	1	15	51	24	3/4	103	.244	.254
LAST GAME: 1-for-4, RBI				LAST HOME RUN: 8/23 @ SA off Milacki (Solo)								CURRENT HITTING: 10			
SA SERIES: 5-for-12, 2 HR, 2B, 4 RBI, 4 R, BB				LAST MULTI-HIT GAME: 8/23 @ SA (2-for-3)								SEASON LONG HITTING: 12			
ARK SERIES: 7-for-22, 2 HR, 2B, 5 RBI, 5 R, 9 K												CURRENT ON-BASE: 10			
												SEASON-LONG ON-BASE: 16			

#26 CAMDEN DUZENACK - INF															
2023 HIGHS: Hits - 3, Runs - 3, RBI - 4, HR - 1, 2B - 2, 3B - 0, BB - 2, K - 3, SB - 1															
HEIGHT: 5'7" WEIGHT: 170 B/T: R/R AGE: 28 (3/8/1995 in Melissa, TX) 2023 SPLITS:															
G	AVG	OBP	SLG	AB	R	H	2B	3B	HR	RBI	BB	SB/ATT	SO	V.RHP	V.LHP
47	.333	.409	.520	171	31	57	14	0	6	33	16	2/7	36	.321	.387
LAST GAME: 2-for-5, 2 2B, R, 2 K				LAST HOME RUN: 7/30 @ MID off Holman (GS)								CURRENT HITTING: 1			
SA SERIES: 3-for-14, 2 2B, R, 4 K				LAST MULTI-HIT GAME: 8/24 @ SA (2-for-5)								SEASON LONG HITTING: 12			
ARK SERIES: N/A												CURRENT ON-BASE: 1			
												SEASON-LONG ON-BASE: 27			

#43 IVAN MELENDEZ - INF															
2023 HIGHS: Hits - 3, Runs - 3, RBI - 4, HR - 2, 2B - 1, 3B - 1, BB - 1, K - 4, SB --															
HEIGHT: 6'3" WEIGHT: 225 B/T: R/R AGE: 23 (1/24/2000 in El Paso, TX) 2023 SPLITS:															
G	AVG	OBP	SLG	AB	R	H	2B	3B	HR	RBI	BB	SB/ATT	SO	V.RHP	V.LHP
31	.288	.345	.624	125	25	36	4	1	12	33	8	0/2	50	.266	.438
LAST GAME: 3-for-4, RBI, R, K				LAST HOME RUN: 8/16 vs ARK off Semple (Solo)								CURRENT HITTING: 1			
SA SERIES: 4-for-11, 2B, RBI, 3 R, 2 BB, 3 K				LAST MULTI-HIT GAME: 8/24 @ SA (3-for-4)								SEASON LONG HITTING: 7			
ARK SERIES: 6-for-21, 2 HR, 4 RBI, 4 R, 2 BB, 11 K												CURRENT ON-BASE: 3			
												SEASON-LONG ON-BASE: 7			

#7 CALEB ROBERTS - OF															
2023 HIGHS: Hits - 4, Runs - 3, RBI - 4, HR - 2, 2B - 2, 3B - 1, BB - 4, K - 4, SB - 1															
HEIGHT: 6'1" WEIGHT: 195 B/T: L/R AGE: 23 (2/9/2000 in West Palm Beach, FL) 2023 SPLITS:															
G	AVG	OBP	SLG	AB	R	H	2B	3B	HR	RBI	BB	SB/ATT	SO	V.RHP	V.LHP
80	.272	.379	.530	302	66	82	20	8	14	55	49	11/13	101	.272	.268
LAST GAME: 2-for-4, 2B, RBI, R, K				LAST HOME RUN: 8/6 vs CC, off Macuare (Solo)								CURRENT HITTING: 1			
SA SERIES: 2-for-8, 2B, RBI, R, 4 K				LAST MULTI-HIT GAME: 8/24 @ SA (2-for-4)								SEASON LONG HITTING: 9			
ARK SERIES: 5-for-18, 3B, 2 2B, 3 RBI, 4 R, 2 BB, 6 K												CURRENT ON-BASE: 1			
												SEASON-LONG ON-BASE: 19			

#10 TIM TAWA - OF										2023 HIGHS: Hits - 3, Runs - 3, RBI - 5, HR - 2, 2B - 2, 3B - 1, BB - 2, K - 4, SB - 1									
HEIGHT: 6'0"										2023 SPLITS:									
G	AVG	OBP	SLG	AB	R	H	2B	3B	HR	RBI	BB	SB/ATT	SO	V. RHP	V. LHP	HOME	AWAY	RISP	
99	.255	.336	.473	364	64	93	17	1	20	68	45	8/15	102	.261	.228	.294	.217	.276	
<b>LAST GAME:</b> 1-for-5, 2B										<b>LAST HOME RUN:</b> 8/20 vs ARK off Tyler (Solo)									
<b>SA SERIES:</b> 2-for-14, 2 2B, 5 K										<b>LAST MULTI-HIT GAME:</b> 8/19 vs ARK (2-for-4)									
<b>ARK SERIES:</b> 8-for-24, 2 HR, 5 RBI, 8 R, 5 BB, 3 K										<b>CURRENT HITTING:</b> 1									
										<b>SEASON LONG HITTING:</b> 10									
										<b>CURRENT ON-BASE:</b> 1									
										<b>SEASON-LONG ON-BASE:</b> 13									

- Recorded his first career multi-HR game on 6/29 vs TUL, going 2-for-4 with two HR and five RBI...His five RBI also tied his career-high (June 17, 2021)
- Hit his first career grand slam on July 9 on the road in Springfield...Included his second five RBI game in 2023 and third overall in his professional career.
- His 20 HR this year are T-1st on the team along with A.J. Vukovich and one of just four players to record 20+ HR in a single-season in team history.**
- Set a single-season career-high for RBI with 55 on the season after a 3-RBI night on Aug. 1 vs CC...Previous high was 53 during the 2022 season.
- Is one of just three players with more than one multi-HR game this season along with A.J. Vukovich and Ivan Melendez...Both games have come against TUL.

#19 A.J. VUKOVICH - INF										2023 HIGHS: Hits - 3, Runs - 4, RBI - 7, HR - 3, 2B - 2, 3B - 1, BB - 2, K - 4, SB - 1									
HEIGHT: 6'5"										2023 SPLITS:									
G	AVG	OBP	SLG	AB	R	H	2B	3B	HR	RBI	BB	SB/ATT	SO	V. RHP	V. LHP	HOME	AWAY	RISP	
97	.261	.336	.493	383	74	100	19	5	20	85	41	15/20	116	.272	.209	.306	.224	.331	
<b>LAST GAME:</b> 0-for-3, BB, 2 K										<b>LAST HOME RUN:</b> 8/16 vs ARK off Semple (2-Run)									
<b>SA SERIES:</b> 0-for-7, 2 BB, 3 K										<b>LAST MULTI-HIT GAME:</b> 8/17 vs ARK (2-for-5)									
<b>ARK SERIES:</b> 7-for-21, HR, 3B, 6 RBI, 4 R, 4 BB, 5 K										<b>CURRENT HITTING:</b> 0									
										<b>SEASON LONG HITTING:</b> 11									
										<b>CURRENT ON-BASE:</b> 14									
										<b>SEASON-LONG ON-BASE:</b> 16									

- After being drafted 119th overall out of high school, the D-Backs' number 10 prospect made his professional debut with the Visalia Rawhide on 5/4/2021.
- He earned the 5th best batting average (.276, 129-for-468) in the D-backs organization among players with at least 115 games played in 2022.
- Hit the first Grand Slam for Amarillo in 2023 (6/4 vs SPR) and was the first AMA player in 2023 with a multi-HR effort in the same game (2, 6/10 @ MID)
- First Sod Poodles player ever with multiple Grand Slams in the same season and one of two players to hit multiple GS for Amarillo (Eduardo Diaz)
- Became just the second player in Sod Poodles history with a three-HR game**, doing so on July 3 vs TUL joining Edward Olivares (May 5, 2019)... It was the first three-HR game of his professional career. He also set a career-high with seven RBI which also tied the Sod Poodles franchise-high (Dominic Fletcher, 5/8/2022).
- His 20 home runs this year are tied for the third most in a single season in team history while his 85 RBI are the second-most.**

## TEAM BATTING

### OVERALL

	AVG	G	AB	R	H	TB	2B	3B	HR	RBI	BB	SO	SB	CS	OBP	SLG	OPS
	.272	117	3985	720	1083	1860	220	31	165	667	438	1113	152	47	.351	.467	.818

### MONTHLY

APRIL	.260	21	718	120	187	307	33	6	25	112	79	214	35	8	.336	.428	.764
MAY	.236	26	845	123	199	319	41	5	23	114	95	231	33	9	.318	.378	.696
JUNE	.296	25	883	170	261	443	52	8	38	158	95	232	32	10	.375	.502	.877
JULY	.283	24	788	166	223	419	53	7	43	152	94	222	31	11	.370	.532	.902
AUGUST	.284	21	751	141	213	372	41	5	36	131	75	214	21	9	.355	.495	.850
SEPTEMBER	-	-	-	-	-	-	-	-	-	-	-	-	-	-	-	-	-

### HOME VS. ROAD

HOME	.303	57	1951	410	591	1073	114	16	112	389	185	541	78	16	.371	.550	.921
ROAD	.242	60	2034	310	492	787	106	15	53	278	253	572	74	31	.332	.387	.719

### SITUATIONAL SPLITS

	AVG	G	AB	H	TB	2B	3B	HR	RBI	BB	SO	OBP	SLG	OPS
VS RIGHT	.273	117	3328	908	1579	189	25	144	571	375	937	.355	.474	.829
VS LEFT	.266	62	657	175	281	31	6	21	96	63	176	.334	.428	.762
W/ RISP	.275	117	1182	325	554	68	13	45	493	163	349	.364	.469	.833
TEAM IS AHEAD	.265	93	1594	422	702	103	12	51	261	182	437	.349	.440	.789
TEAM IS BEHIND	.283	88	1546	437	746	69	9	74	276	175	438	.362	.48	.845

### HOME RUNS

### MULTI-RBI GAMES

### MULTI-HIT GAMES

PLAYER	SOLO	2R	3R	GS	TOTAL	2	3	4	5+	TOTAL	2	3	4	5+	TOTAL
Beer	6	2			8	10	1			11	15	3	2		20
Bliss	8	3	1		12	8	3			11	23	12			35
Carrion						1				1					
Castillo	7	4	3	1	15	5	3	2	1	11	11	5	1		17
Centeno	1				1	3				3	13	3			16
Chen	1	1			2	2				2	1				1
Cintron															
D'Orazio											4	2			6
Dalesandro	1				1		1			1	6	2			8
De Los Santos	4	10	1		15	9	3			12	24	4			28
Del Castillo	6	4	2		12	5	3	2		10	16	1			17
Duzenack	4		1	1	6	7	3	1		11	11	6			17
English	4	1	1		6	3	1	1		5	5				5
Enriquez						3				3	4	1	1		6
Guzman		1			1	1	1			2	1	1			2
Lawlar	6	7	2		15	6	2	1		9	21	4			25
Melendez	7	3	2		12	3	3	3		9	8	3			11
Roberts	8	4	1	1	14	9	3	1		13	22	3	1		26
Tawa	11	6	2	1	20	10	4		2	16	24	4			28
Valdez		1			1		1			1		1			1
Vicuña	2		2		4		2			2	1	2	1		4
Vukovich	11	4	3	2	20	7	7	4	2	20	19	7			26
Watkins						1				1					
TOTALS:	87	51	21	6	165	93	41	15	5	154	228	64	6	0	298

### HOME RUN VARIANTS

**WALK-OFF HR (1):** Beer (8/5 vs CC, 9th inning, solo)

**BACK-TO-BACK HR (6):** English/Vukovich (4/16 vs CC, 7th inning); Roberts/Vukovich (6/3 (1) vs. SPR, 6th inning); Del Castillo/De Los Santos (6/13 vs SA, 7th inning); Beer/Roberts (7/1 vs TUL, 6th inning); Lawlar/Vukovich (7/3 (1) vs TUL, 1st inning); Roberts/Melendez (7/23 vs WCH, 1st inning);

**MUTLI-HR GAMES (7):** Melendez (2x, 7/18 vs WCH, 7/23 vs WCH); Tawa (2x, 6/29 vs TUL, 8/12 @ TUL); Vukovich (6/10 @ MID); Roberts (7/15 vs FRI); Castillo (8/16 vs ARK)

**THREE-HR GAMES (1):** Vukovich (7/3 (1) vs TUL)

**EXTRA-INNING HR (0):**

**GRAND SLAMS (6):** Vukovich (2x, 6/4 vs. SPR, 5th inning; 8/2 vs CC, 4th inning); Roberts (7/3 (2) vs TUL, 5th inning); Tawa (7/9 @ SPR, 3rd inning); Duzenack (7/30 @ MID, 7th inning); Castillo (8/15 vs ARK, 5th inning)

**INSIDE-THE-PARK HR (1):** Lawlar (7/3 (1) vs TUL, 1st inning)

**PINCH-HIT HR (0):**

**HR IN CONSECUTIVE GAMES (22):** Vukovich (4x: 5/5-6 @ CC; 6/1-6/3 G1 vs SPR; 6/17-18 vs SA; 7/21-22 vs WCH); Del Castillo (3x: 5/30-31 vs. SPR; 6/8-10 @ MID; 7/8 @ SPR); De Los Santos (3x: 7/18-19 vs WCH; 8/17-18 vs ARK; 8/22-23 @ SA); Bliss (2x: 5/5-6 @ CC; 6/10 @ MID - 6/13 vs SA); Castillo (2x: 7/15-16 vs FRI; 8/15-16 vs ARK); Tawa (2x: 5/28 @ SA - 5/30 vs. SPR; 6/3/4 vs. SPR); Roberts (2x: 6/25 @ CC, 6/28 vs TUL; 6/30-7/1 vs TUL); Melendez (2x: 7/14-15 vs FRI; 8/12 @ TUL - 8/15 vs ARK; Lawlar (4/15 vs. CC - 4/18 @ NWA); English (4/23 @ NWA - 4/25 vs. FRI)

**HR IN THREE CONSECUTIVE GAMES: (3):** Melendez (2x: 7/14-15 vs FRI, 7/18 vs WCH; 8/12 @ TUL - 8/15-16 vs ARK); Castillo (7/15-16 vs FRI, 7/18 vs WCH)

**HR IN FOUR CONSECUTIVE GAMES (1):** Roberts (6/30 - 7/3 vs TUL)

**LEAD OFF HR (9):** Bliss (6x: 4/27 vs. FRI; 5/10 vs. MID; 5/18 @ FRI; 6/10 @ MID; 6/13 vs SA; 6/22 @ CC); Tawa (6/4 vs. SPR); Duzenack (6/11 @ MID); Vicuña (8/5 vs CC)



STARTS BY BATTING ORDER (TEAM RECORD)										STARTS BY POSITION (TEAM RECORD)								
PLAYER	1	2	3	4	5	6	7	8	9	C	1B	2B	3B	SS	LF	CF	RF	DH
Beer			4-1	31-17	6-5						32-20							9-3
Bliss	32-36											26-29		5-5				2-2
Carrion									1-0						1-0			
Castillo					1-0	2-3	10-8	16-22	11-6		2-3				4-4	6-7	26-18	2-7
Centeno		1-2	2-1	0-2		7-0	8-5	10-8	4-6	21-13								11-11
Chen								1-0	4-1			4-1		1-0				
Cintron								1-1				0-1		1-0				
D'Orazio							4-2	5-4	4-4	10-7								3-3
Dalesandro	1-0						2-2	5-1	19-21	0-1					6-3	15-18	6-2	
De Los Santos				11-9	13-22	24-10	3-3				13-14		37-26					1-4
Del Castillo		1-0	0-2	4-4	16-8	4-10	6-8			17-24								14-8
Duzenack	13-6	3-1				0-2	2-4	4-4	5-1			6-5	3-6	7-5	7-1	2-1	2-0	
English			7-5	1-0	1-1		1-0	1-1			8-3				1-2			2-2
Enriquez	1-1	0-1	4-8	0-1	1-0	1-0	3-7	7-2	2-6							2-0	15-24	2-2
Guzman							2-3		2-2						3-4		1-1	
Lawlar	5-1	42-41												44-40				2-2
Melendez			1-0	10-10	6-4						5-3		9-11					3-0
Roberts	6-2	9-5	9-14	1-1	2-4	3-5	12-5	0-1		15-9	2-5				16-15		2-4	7-4
Tawa	2-7	7-4		1-1	11-6	14-17	10-7	7-4				23-16	1-4		10-8	12-11	4-3	2-3
Valdez								1-0	1-0			2-0						
Vicuña	3-1							5-6	8-5			2-2	4-1	5-4	2-5		3-0	0-1
Vukovich			36-23	4-9	6-4	8-7					1-6		9-6		12-11	26-17	4-1	2-2
Watkins									2-2						1-1		0-1	1-0

8+ GAME HITTING STREAKS (CURRENT IN BOLD)		
PLAYER	LENGTH / DATES	STREAK STATS
Castillo	14 G, 6/4-28	.352 (19-for-54), 3 HR, 2 2B, 3B, 12 RBI, 12 R, 4 SB
Dalesandro	13 G, 5/28-7/4	.409 AVG (18-for-44), HR, 2 2B, 2 3B, 5 RBI, 4 BB, 6 SB, 10 R
De Los Santos	12 G, 6/29-7/25	.408 (20-for-49), 2 HR, 2 2B, 3B, 11 RBI, 10 R, BB
Duzenack	12 G, 6/15-7/4	.449 AVG (22-for-49) 5 2B, 3 HR, 14 RBI, 13 R, 4 BB
English	12 G, 4/19-5/2	.370 AVG (17-for-46), 6 2B, 4 HR, 16 RBI, 7 BB, 8 R
Vukovich	11 G, 4/29-5/16	.348 AVG (16-for-46), 3 2B, 3 HR, 3B, 9 RBI, BB, 9 R
<b>De Los Santos</b>	<b>10 G, 8/12-24</b>	<b>.349 AVG (15-for-43), 5 HR, 2 2B, 11 RBI, 13 R</b>
Bliss	10 G, 4/6-4/19	.438 AVG (21-for-48), 3 2B, 2 3B, HR, 8 RBI, 8 R
Del Castillo	10 G, 5/19-5/31	.406 AVG (13-for-32), 2 2B, 2 HR, 8 RBI, 9 BB, 7 R
Tawa	10 G, 5/28-6/15	.395 AVG (15-for-38), 4 HR, 2 2B, 10 RBI, 3 BB, 6 R
Bliss	9 G, 6/8-18	.395 AVG (17-for-43), 3 HR, 4 2B, 3B, 13 RBI, 10 R
Bliss	9 G, 5/23-6/3	.357 AVG (15-for-42), 2B, 3B, 2 BB, 3 RBI, 6 SB, 8 R
Bliss	9 G, 5/4-5/14	.459 (17-for-37), 4 2B, 4 HR, 8 RBI, 4 BB, 10 R, 3 SB
Lawlar	9 G, 7/30-8/10	.385 AVG (15-for-39), 3 2B, 2 HR, 9 RBI, 13 R, 4 BB
Lawlar	9 G, 6/6-15	.410 AVG (16-for-39), 2 HR, 4 2B, 3B, 4 RBI, 4 BB, 14 R
Lawlar	9 G, 5/23-6/3	.389 AVG (14-for-36), 3 2B, 2 HR, 3 BB, 6 RBI, 3 SB, 6 R
Roberts	9 G, 7/28-8/9	.400 AVG (16-for-40), 2 HR, 3 2B, 3B, 7 RBI, 8 R, 3 BB

## FIELDING

CATCHER'S BOX (W/L BASED ON STARTS)						
PLAYER	CS	SB	ATT	CS %	PB	W-L
Centeno	8	31	39	.205	3	21-13
D'Orazio	8	20	28	.286	1	10-7
Dalesandro	0	4	4	.000	0	0-1
Del Castillo	14	38	52	.269	7	17-24
Roberts	8	30	38	.211	7	15-9
<b>TOTAL</b>	<b>38</b>	<b>123</b>	<b>161</b>	<b>.236</b>	<b>18</b>	<b>63-54</b>

TEAM FIELDING						
%	G	PO	A	E	DP	PB
.979	117	3049	967	85	77	18

MULTI-RUN INNINGS		
RUNS	NO. OF TIMES	LAST
2	81	8/24 @ SA, 4th inning
3	36	8/22 @ SA, 4th inning
4	29	8/20 vs ARK, 1st inning
5	12	8/16 vs ARK, 8th inning
6	8	8/2 vs CC, 4th inning
7	5	6/29 vs TUL, 1st inning
8+	-	

SCORE BY INNING											
	1	2	3	4	5	6	7	8	9	10	11+
<b>OPP</b>	83	75	84	83	97	100	76	52	45	4	3
<b>AMA</b>	90	75	81	77	94	70	107	83	37	4	2
<b>TOTAL</b>											

ERRORS BY POSITION		
POSITION	SOD POODLES	OPPONENT
C	12	11
1B	8	11
2B	14	11
3B	20	15
SS	14	17
LF	2	4
CF	3	4
RF	3	3
P	9	13
<b>TOTAL</b>	<b>85</b>	<b>89</b>

AMARILLO HAVE 5 OR FEWER HITS		
DATE	HITS	OPPONENT
4/15	4	CC
4/20	4	@NWA
4/22	3	@NWA
4/27	5	FRI
5/2	5	@CC
5/4	2	@CC
5/12	5	MID
5/14 (G2)	4	MID
5/16	2	@FRI
5/18	2	@FRI
5/19	4	@FRI
5/21	4	@FRI
5/26	5	@SA
6/20	4	@CC
7/8 (1)	5	@ SPR
7/20	5	vs WCH
7/21	5	vs WCH
8/10	5	@ TUL
8/11	3	@ TUL
8/23	5	@ SA
TOTAL: 20 (6 HOME, 14 ROAD)		

OPPONENTS HAVE 5 OR FEWER HITS		
DATE	HITS	OPPONENT
4/7	3	@FRI
4/19	2	@NWA
4/20	4	@NWA
4/27	5	FRI
5/2	3	@CC
5/3	5	@CC
5/4	5	@CC
5/14 (G1)	2	MID
5/21	3	@FRI
5/26	5	@SA
5/27	2	@SA
5/30	3	SPR
6/1	5	SPR
6/3 (G2)	4	SPR
6/7	3	@MID
6/11	3	@ MID
6/24	5	@ CC
6/25	5	@ CC
7/15	5	vs FRI
7/16	3	vs FRI
8/3	5	vs CC
8/9	4	@ TUL
TOTAL: 22 (8 HOME, 14 ROAD)		

AMARILLO HAVE 10 OR MORE RUNS		
DATE	RUNS	OPPONENT
4/12	13	CC
4/14	10	CC
4/26	12	FRI
4/29	11	FRI
5/5	12	@CC
5/14 (G1)	10	MID
6/8	12	@MID
6/10	13	@ MID
6/13	15	vs SA
6/29	12	vs TUL
7/1	12	vs TUL
7/3 (1)	15	vs TUL
7/3 (2)	10	vs TUL
7/15	11	vs FRI
7/18	10	vs WCH
8/2	11	vs CC
8/12	10	@ TUL
8/16	17	vs ARK
TOTAL: 18 (14 HOME, 4 ROAD)		

OPPONENTS HAVE 10 OR MORE RUNS		
DATE	RUNS	OPPONENT
4/6	12	@FRI
4/12	10	CC
4/14	13	CC
4/16	11	CC
4/18	16	@NWA
4/26	11	FRI
4/28	12	FRI
4/30	12	FRI
5/6	12	@CC
5/9	11	MID
5/11	16	MID
5/14 (G2)	13	MID
5/17	10	@FRI
5/23	14	@SA
5/31	13	SPR
6/10	10	@MID
6/15	11	vs SA
6/16	12	vs SA
6/18	11	vs SA
6/20	12	@CC
7/1	10	vs TUL
7/23	12	vs WCH
7/28	10	@ MID
8/2	13	vs CC
8/6	14	vs CC
TOTAL: 25 (17 HOME, 8 ROAD)		

## EXTRA INNING GAMES (6) 2-4

DATE	OPP	RESULT	SCORE	W	L	S	TIME
4/20	@NWA	W (10)	3-2	Otanez, M (1-0)	Biasi, D (1-1)	Rice, J (1)	3:08
4/26	FRI	W (10)	12-11	Workman, B (1-0)	Church, M (0-1)	-	3:24
5/20	@FRI	L (10)	8-7	Kelly, A (2-0)	Stumpo (0-1)	-	3:26
6/3 (G1)	SPR	L (8)	5-4	Roycroft, C (1-0)	Backhus, K (0-1)	Granillo, A (2)	2:26
6/30	TUL	L (13)	7-6	Fisher, B (5-1)	Grammes, C (2-2)	-	3:42
8/22	@SA	L (10)	8-7	Bachar, L (4-0)	Stumpo, M (1-4)	-	3:11

## PINCH HITTER TOTALS

PLAYER	DATE	SITUATION	RESULT
Watkins	5/9	Bot 8, 2 outs	Triple
Tawa	6/30	Bot 8, 1 out	Sac Fly
Beer	6/30	Bot 11, 0 out	Sac Fly
Vicuña	7/20	Bot 9, 0 out	E 9

## DOUBLEHEADERS (4) 6-2

DATE	OPP	RESULT	SCORE	W	L	S	TIME
5/14 (1)	MID	W	10-1	Albright, L (2-2)	Ginn, J (0-2)	-	1:40
5/14 (2)	MID	L	13-1	Tomioka, S (1-0)	Hill, J (0-3)	-	2:32
6/3 (1)	SPR	L (8)	5-4	Roycroft, C (1-0)	Backhus, K (0-1)	Granillo, A (2)	2:26
6/3 (2)	SPR	W	6-1	Olivero, D (2-4)	Hernandez, K (5-2)	-	1:39
7/3 (1)	TUL	W	15-7	Olivero, D (5-5)	Casparius, B (0-3)	-	1:54
7/3 (2)	TUL	W	10-9	Montes De Oca, C (1-1)	Sublette, R (1-3)	Green, J (4)	2:26
7/8 (1)	@ SPR	W	4-3	Hill, J (3-4)	Pereira, W (5-5)	Pope, A (1)	2:07
7/8 (2)	@ SPR	W	7-6	Backhus, K (4-3)	Pope, B (1-2)	Green, J (5)	2:16





## SHUTOUTS (7) 5-2

DATE	OPP	RESULT	SCORE	W	L	S	TIME
4/19	@NWA	W	5-0	Jarvis, B (2-1)	Veneziano, A (1-1)	-	2:29
4/21	@NWA	L	5-0	Hoffmann, A (2-1)	Hill, J (0-1)	-	2:26
4/22	@NWA	L	5-0	Marsh, A (1-0)	Patrick, C (0-3)	-	2:14
5/3	@CC	W	3-0	Pope, A (1-0)	Kouba, R (1-1)	Backhus, K (4)	2:15
5/27	@SA	W	1-0	Patrick, C (2-5)	Snider, D (0-3)	-	2:30
6/7	@MID	W	4-0	Green, J (1-0)	Cusick, R (3-3)	-	2:35
7/16	vs FRI	W	8-0	Lin, Y (1-0)	Bremer, N (0-1)	-	2:24

## WALK-OFF WINS





DATE	SCORE	GAME-WINNING PLAY
4/26	12-11 (10th)	Lawlar RBI-double
6/1	3-2 (7th)	Duzenack two RBI Single
8/3	4-3	Roberts RBI-double
8/5	8-7	Beer solo HR



#14 KYLE BACKHUS - LHP				2023 HIGHS: IP - 2.1, K - 4, BB - 2, H - 5, R - 5, ER - 5				RECENT APPEARANCES																									
HEIGHT: 6'4"		WEIGHT: 185		B/T: L/L		AGE: 25 (1/31/1998 in New Waverly, TX)						DATE		DEC		P-S		IP		H		R		ER		HR		BB		SO		IR/S	
40 G		5-4		10/14		SV/SVO		64/26		K/BB		3.76						ERA															
OVERALL: 40 G, 26 GF, 55.0 IP, 56 H, 23 ER, 6 HR, 64 K, 26 BB										AUGUST: 7 G, 1-1, 2.19 ERA, 5 GF, 3 SV, BS, 12.1 IP, 12 H, 3B, 3 R, 3 ER, 14 K, 6 BB																							
LAST 10 G: 1-1, 1.69 ERA, 3 SV, 6 GF, 16.0 IP, 17 H, 3 ER, 18 K, 7 BB										VS SA: 5 G, 0-1, 3.68 ERA, 4 GF, 1/2 SVO, 7.1 IP, 11 H, 3 R, 3 ER, 2 HR, 8 K, BB																							
 Named as a D-backs Organization All-Star last season by MiLB.com																																	
 Allowed no earned runs in 30 of his 40 appearances in 2022 and logged his season high 2.0 IP 11 separate times.																																	
 From 5/14-8/26/2022 (34.2 IP), he held his opponent to 0 earned runs in 22 out of 26 straight appearances, allowing just seven (7) earned runs total (1.84 ERA)																																	
 Ranks second in the D-backs' organization in saves (16) since the start of the 2022 season.																																	
2023 SPLITS		VS. RHB: .273/.335/.447, 41 H, 5 HR, 7 2B, 3 HR, 18 RBI, 46 K, 13 BB HOME: 19 G, 3-3, 5.88 ERA, 4 SV, 26.0 IP, 27 H, 18 R, 17 ER, 6 HR, 32 K, 16 BB W/ RISP: .203/.250/.328, 13 H, HR, 3 2B, 3B, 19 RBI, 21 K, 3 BB										VS. LHB: .221/.354/.324, 15 H, 4 2B, HR, 8 RBI, 18 K, 13 BB AWAY: 21 G, 2-1, 1.86 ERA, 15 GF, 6 SV, 29.0 IP, 29 H, 6 ER, 32 K, 10 BB										LAST WIN: 8/5/23 vs CC LAST LOSS: 8/2/23 vs CC LAST SAVE: 8/24/23 @ SA											





















#38 CONOR GRAMMES - RHP				2023 HIGHS: IP - 3.1, K - 5, BB - 4, H - 4, R - 3, ER - 2				RECENT APPEARANCES															
HEIGHT: 6'1"		WEIGHT: 200		B/T: R/R		AGE: 26 (7/13/1997 in McLean, VA)																	
24 G		4-2		0/3 SV/SVO		51/30 K/BB		4.29 ERA															
OVERALL: 24 G, 2 HLD, 5 GF, 35.1 IP, 32 H, 17 ER, 5 HR, 51 K, 30 BB														AUGUST: 6 G (3 GS), 1-0, 7.84 ERA, 10.1 IP, 8 H, 11 R, 9 ER, 3 HR, 16 K, 13 BB									
LAST 10 G: 2-0, 4.58 ERA, 5 GS, 17.2 IP, 15 H, 9 ER, 3 HR, 28 K, 14 BB														VS. SA: 4 G, 1-0, 6.43 ERA, 7.0 IP, 5 H, 5 R, 5 ER, 7 K, 8 BB									
<div><div></div><div>Selected by the Arizona Diamondbacks 5th round of the 2019 MLB draft out of Xavier University (Cincinnati, OH). In games where he logged at least 2.0 innings on the bump (6 G) in 2022, he also posted his most single-game strikeouts, encompassing both of his five (8/4 &amp; 8/13) and four K (8/9 &amp; 8/30) performances.</div><div></div><div>Across a 12 game stretch, he logged at least two strikeouts in all but one relief appearances from 7/15-9/3/22 (19.0 IP), logging 36 total punch outs (17.1 K/9) across the stretch.</div></div>																							
2023 SPLITS		VS. RHB: .151/.297/.205, 11 H, 4 2B, 7 RBI, 35 K, 14 BB, 91 PA HOME: 12 G, 3-2, 4.42 ERA, 18.1 IP, 18 H, 2 HR, 9 ER, 26 K, 17 BB W/ RISP: .224/.365/.367, 11 H, 18 RBI, 2 HR, 2B, 16 K, 11 BB, 63 PA												VS. LHB: .362/.500/.638, 21 H, 5 HR, 2B, 17 RBI, 16 K, 16 BB, 74 PA AWAY: 12 G, 1-0, 4.15 ERA, 2 GS, 2 HLD, 2 GF, 17.1 IP, 14 H, 3 HR, 8 ER, 25 K, 13 BB									
LAST WIN: 8/18/23 vs. ARK														LAST LOSS: 6/30/23 vs. TUL									
LAST SAVE: 5/21/23 @ EUG (A+)																							

#35 DILLON LARSEN - LHP				2023 HIGHS: IP - 3.0, K - 2, BB - 4, H - 2, R - 5, ER - 5				RECENT APPEARANCES											
HEIGHT: 6'5"		WEIGHT: 230		B/T: R/L		AGE: 24 (7/9/1998 in Ellensburg, WA)		DATE	DEC	P-S	IP	H	R	ER	HR	BB	SO	IR/S	
8 G		0-0		0/0 SV/SVO		11/18 K/BB		5.74 ERA		4/26	ND	10-5	0.1	0	0	0	1	0	3/1
OVERALL: 8 G, 15.2 IP, HLD, GF, 8 H, HR, 10 R, 10 ER, 11 K, 18 BB		AUGUST: 6 G, 0-0, 6.92 ERA, HLD, GF, 13.0 IP, 7 H, HR, 10 ER, 9 K, 15 BB						4/28	ND	37-20	2.1	1	0	0	0	2	2	2/1	
LAST 10 G: 0-0, 5.74 ERA, HLD, GF, 15.2 IP, 8 H, HR, 10 ER, 11 K, 18 BB		VS. SA: 1 G, 0-0, 0.00 ERA, HLD, 1.0 IP						8/3	ND	49-25	3.0	0	0	0	0	3	2	0/0	
Signed by the Arizona Diamondbacks as a minor league free agent on May 13, 2022 out of Central Washington University.								8/6	ND	42-20	0.2	2	5	5	0	4	2	2/2	
From 7/12-9/3/2022, he allowed just four earned runs across 12 relief appearances (18.2 IP), good for a 1.99 ERA.								8/11	ND	48-27	2.1	2	2	2	0	3	2	1/0	
Appeared in 25 games with High-A Hillsboro in 2023, going 1-4 with a 4.54 ERA over 41.2 IP with 55 K and 38 BB.								8/15	ND	49-29	3.0	1	0	0	0	3	2	3/0	
Across eight total Double-A appearances with Amarillo over the last two years is 0-1 with a 5.94 ERA (11 H, 11 ER, 14 K, 20 BB)								8/19	ND	48-27	3.0	2	3	3	1	2	1	3/1	
								8/24	H (1)	9-5	1.0	0	0	0	0	0	0	0/0	
2023 SPLITS		VS. RHB: .147/.348/.294, 5 H, 2 2B, HR, 7 RBI, 5 K, 10 BB, 45 PA HOME: 6 G, 0-0, 5.84 ERA, 12.1 IP, 6 H, 8 ER, HR, 9 K, 15 BB W/ RISP: .200/.469/.400, 4 H, 2B, HR, 9 RBI, 6 K, 11 BB, 32 PA				VS. LHB: .167/.423/.333, 3 H, 2B, 3B, 2 RBI, 6 K, 8 BB, 24 PA AWAY: 2 G, 0-0, 5.40 ERA, HLD, GF, 3.1 IP, 2 H, 2 R, 2 ER, 2 K, 3 BB				LAST WIN: 6/24/23 vs EVE (A+) LAST LOSS: 6/9/23 vs SPO (A+) LAST SAVE: 8/28/22 @ VAN (A+)									

#24 - LHP WILL MABREV				2023 HIGHS: IP - 3.0, K - 2, BB - 2, H - 3, R - 2, ER - 2				RECENT APPEARANCES													
HEIGHT: 6'0"		WEIGHT: 185		B/T: L/L		AGE: 22 (9/23/00 in Cookeville, TN)				DATE	DEC	P-S	IP	H	R	ER	HR	BB	SO	IR/S	
11 G		2-0		2/2 SV/SVO		12/10 K/BB		4.50 ERA				7/14	ND	20-9	1.0	0	0	0	1	1	0/0
OVERALL: 11 G, GS, 3 GF, 2 HLD, 16.0 IP, 13 H, 8 R, 8 ER, 4 HR, 12 K, 10 BB AUGUST: 6 G, 1-0, 5.19 ERA, GS, 2 GF, SV, 8.2 IP, 8 H, 5 ER, 3 HR, 5 K, 7 BB																					
LAST 10 G: 2-0, 4.80 ERA, GS, 3 GF, 2 HLD, 15.0 IP, 13 H, 8 ER, 4 HR, 11 K, 9 BB VS. SA: 1 G, 0-0, 9.00 ERA, 1.0 IP, 2 H, R, ER																					
 Selected by the Arizona Diamondbacks in the 6th round of the 2022 MLB Draft out of the University of Tennessee																					
 Following the draft, was placed on the 60-day IL																					
 Made his professional debut on April 6, 2023 with Low-A Visalia...In 9 games, went 2-0 with a 3.95 ERA over 13.2 IP																					
 Appeared in 18 games with High-A Hillsboro going 1-1 with a 2.33 ERA over 27.0 IP and had 31 K to just five walks.																					
2023 SPLITS		VS. RHB: .194/.386/.500, 7 H, 3 HR, 2 2B, 3 RBI, 6 K, 8 BB, 46 PA HOME: 7 G, 0-0, 6.00 ERA, 2/2 SVO, HLD, 9.0 IP, 10 H, 6 ER, 4 HR, 7 K, 8 BB W/ RISP: .100/.217/.150, 2 H, 2B, 3 RBI, 3 K, 3 BB, 24 PA								VS. LHB: .273/.333/.500, 6 H, 2 2B, HR, 4 RBI, 6 K, 2 BB, 24 PA AWAY: 4 G, 2-0, 2.57 ERA, 7.0 IP, 3 H, 2 ER, 5 K, 2 BB								LAST WIN: 8/9/23 @ TUL LAST LOSS: 6/3/23 @ EVE (A+) LAST SAVE: 8/1/23 vs CC			

#40 CHRISTIAN MONTES DE OCA - RHP 2023 HIGHS: IP- 2.1, K- 3, BB- 2, H- 5, R- 4, ER- 3				RECENT APPEARANCES											
HEIGHT: 6'4"		WEIGHT: 230		B/T: R/R		AGE: 23 (8/30/1999 in Santo Domingo, Dominican Republic)									
35 G		2-2		5/7 SV/SVO		43/22 K/BB		4.22 ERA							
OVERALL: 35 G, 7 HLD, 15 GF, 49.0 IP, 41 H, 23 ER, 7 HR, 43 K, 22 BB AUGUST: 7 G, 1-0, 1.54 ERA, 3 SV, 11.2 IP, 7 H, 3 HR, 4 R, 2 ER, 11 K, 4 BB															
LAST 10 G: 1-0, 2.30 ERA, 5 GF, 3 SV, 15.2 IP, 13 H, 4 HR, 4 ER, 16 K, 4 BB VS. SA: 3 G, 0-1, 5.40 ERA, GF, HLD, 0/1 SVO, 3.1 IP, 4 H, 2 R, 2 ER, K, 3 BB															
🧢 Allowed runs in just two of his 10 games with Low-A Visalia to begin his professional career in 2022.															
🧢 Made his professional debut on 4/21/2022 vs. San Jose tossing two scoreless innings where he struck out five batters.															
Was a perfect 13-for-13 in save opportunities, tied for the most in the Diamondbacks farm system in 2022.															
🧢 By April's end, he earned a 1.02 WHIP and a .139 BAA (5-for-36) in seven relief appearances (10.2 IP).															
2023 SPLITS		VS. RHB: .170/.218/.304, 19 H, 4 HR, 2B, 3B, 11 RBI, 32 K, 6 BB HOME: 17 G, 2-0, 4.97 ERA, 25.1 IP, 25 H, 4 HR, 14 ER, 23 K, 12 BB W/ RISP: .273/.339/.382, 15 H, 3 2B, HR, 18 RBI, 17 K, 5 BB						VS. LHB: .314/.443/.514, 22 H, 5 2B, 3 HR, 16 RBI, 11 K, 16 BB AWAY: 18 G, 0-2, 3.42 ERA, 10 GF, 6 HLD, 3 SV, 23.2 IP, 16 H, 9 ER, 3 HR, 20 K, 10 BB							
		LAST WIN: 8/15/23 vs ARK LAST LOSS: 7/5/23 @ SPR LAST SAVE: 8/18/23 vs ARK													

#45 - LHP EMAILIN MONTILLA				2023 HIGHS: IP- 1.2, K- 2, BB- 3, H- 4, R- 4, ER- 4				RECENT APPEARANCES																									
HEIGHT: 6'5"		WEIGHT: 270		B/T: L/L		AGE: 27 (10/2/1995 in Neiba, Dominican Republic)						DATE		DEC		P-S		IP		H		R		ER		HR		BB		SO		IR/S	
5 G		0-1		0/1 SV/SVO		5/5 K/BB		10.80 ERA						8/5		BS (1)		51-24		1.2		4		4		0		3		1		1/1	
OVERALL:		5 G, BS, 2 GF, 5.0 IP, 8 H, 8 R, 6 ER, 5 K, 5 BB		AUGUST:		5 G, 0-1, 10.80 ERA, 2 GF, BS, 5.0 IP, 8 H, 2 2B, 3B, 8 R, 6 ER, 5 K, 5 BB		8/8		ND		27-16		1.0		0		0		0		0		1		0		0		0/0			
LAST 10 G:		0-1, 10.80 ERA, 2 GF, BS, 5.0 IP, 8 H, 8 R, 6 ER, 5 K, 5 BB		VS. SA: --		8/13		ND		3-3		0.1		0		0		0		0		0		0		0		0		2/0			
						8/17		L (1)		17-11		1.0		2		2		2		0		1		2		0		2		0/0			
						8/20		ND		20-15		1.0		2		2		0		0		0		2		0		2		0/0			
<div><div><div><div><div></div><div></div></div><div>Was signed by the Arizona Diamondbacks to a minor league contract on March, 20, 2023</div></div><div><div><div></div><div></div></div><div>Spent the 2019-2022 seasons playing internationally between in Japan, the Dominican Winter League, Italian League, and the Nicaraguan Winter League, going 15-13 with a 3.58 ERA in 73 games (18 starts).</div></div><div><div><div></div><div></div></div><div>Had his best season with Parmacima (Italian Serie A) in 2022 where he went 8-1 with a 1.68 ERA in 10 starts with 67 K and 9 BB.</div></div><div><div><div></div><div></div></div><div>In 15 games during his first minor league season has gone 1-0 with a 6.08 ERA between the ACL Visalia, and Hillsboro.</div></div></div></div>																																	
2023 SPLITS		VS. RHB: .294/.350/.353, 5 H, 2B, 6 RBI, 5 K, 2 BB, 20 PA HOME: 3 G, 0-1, 14.73 ERA, 3.2 IP, 8 H, 6 ER, 5 K, 4 BB W/ RISP: .455/.533/.545, 5 H, 2B, 8 RBI, 3 K, 3 BB										VS. LHB: .600/.750/1.200, 3 H, 2B, 3B, 3 RBI, 3 BB, 8 PA AWAY: 2 G, 0-0, 0.00 ERA, 2 GF, 1.1 IP, BB										LAST WIN: 6/11/23 vs SJ (A-) LAST LOSS: 8/17/23 vs ARK LAST SAVE: 6/5/23 @ ACL OAK (RK)											

#41 MICHEL OTANEZ - RHP 2023 HIGHS: IP - 2.0, K - 4, BB - 3, H - 3, R - 5, ER - 5										RECENT APPEARANCES										
HEIGHT: 6'4"		WEIGHT: 218		B/T: R/R		AGE: 26 (7/3/1997 in Villa La Mata, Dominican Republic)														
23 G	3-2	0/5 SV/SVO	45/20 K/BB	6.43 ERA																
OVERALL: 23 G, 3 GF, 4 HLD, 28.0 IP, 27 H, 20 ER, 2 HR, 45 K, 20 BB					AUGUST: 7 G, 1-0, 5.79 ERA, HLD, 2 BS, 9.1 IP, 9 H, 7 R, 6 ER, 16 K, 7 BB															
LAST 10 G: 2-1, 8.10 ERA, GF, HLD, 13.1 IP, 16 H, 12 ER, 21 K, 11 BB					VS. SA: 1 G, 0-1, 18.00 ERA, 0/1 SVO, 1.0 IP, 2 H, 2 R, 2 ER, 2 K, HB															
 Entering his 6th professional season, having been in professional ball since his 2016 debut season in the Mets system.																				
 During his debut season, he posted a 1-1 record with a 4.64 ERA across five starts in the Dominican Summer League.																				
 This year marks the first year being apart of the D-backs organization, being signed as a minor league free agent on November 14, 2022.																				
 Through his first five appearances this season, he posted a 3.00 ERA (2 ER, 6.0 IP) with a 5.5 K:BB (11 K, 2 BB).																				
2023 SPLITS	VS. RHB: .265/.390/.368, 18 H, 4 2B, HR, 7 RBI, 29 K, 11 BB HOME: 12 G, 1-0, 4.50 ERA, 3 GF, 2 HLD, 16.0 IP, 17 H, HR, 8 ER, 22 K, 14 BB W/ RISP: .163/.308/.209, 7 H, 2 2B, 15 RBI, 21 K, 8 BB										VS. LHB: .220/.373/.366, 9 H, 3 2B, HR, 11 RBI, 16 K, 9 BB AWAY: 11 G, 2-2, 9.00 ERA, 12.0 IP, 10 H, 12 ER, HR, 23 K, 6 BB, 3 HB									
#23 - RHP TAYLOR RASHI 2023 HIGHS: IP - 1.0, K - 1, BB--, H - 2, R - 1, ER - 1										RECENT APPEARANCES										
HEIGHT: 6'4"		WEIGHT: 220		B/T: R/R		AGE: 27 (1/15/1996 in Torrance, CA)														
2 G	0-0	-/- SV/SVO	1/- K/BB	4.50 ERA																
OVERALL: 2 G, 2.0 IP, 3 H, R, ER, K					AUGUST: 2 G, 0-0, 4.50 ERA, 2.0 IP, 3 H, R, ER, K															
LAST 10 G: 0-0, 4.50 ERA, 2.0 IP, 3 H, R, ER, K					VS. SA: --															
 Was originally selected by the San Francisco Giants in the 23rd round of the 2019 MLB Draft out of UC-Irvine																				
 Appeared in 10 games during the 2019 season, going 2-0 with a 1.15 ERA between rookie and short-season A ball.																				
 Spent 2021 with High-A Eugene where he went 6-3 with a 4.44 ERA in 32 games in the Northwest League.																				
 Appeared in 30 games with Double-A Richmond in 2022 where he went 1-3 with a 2.83 ERA.																				
 Was claimed off waivers by the Arizona Diamondbacks on December 7, 2022... Was placed on the 60-day IL on 3/31/23																				
2023 SPLITS	VS. RHB: .000/.000/.000, 2 AB HOME: 2G, 0-0, 4.50 ERA, 2.0 IP, 3 H, 2 2B, R, ER, K W/ RISP: .000/.000/.000, K, 2 AB										VS. LHB: .429/.429/.714, 3 H, 2 2B, RBI, K AWAY: --									
#31 JAKE RICE - LHP 2023 HIGHS: IP - 2.0, K - 5, BB - 3, H - 3, R - 5, ER - 5										RECENT APPEARANCES										
HEIGHT: 6'1"		WEIGHT: 220		B/T: L/L		AGE: 26 (7/19/1997 in Birmingham, AL)														
34 G	5-0	3/3 SV/SVO	50/30 K/BB	7.86 ERA																
OVERALL: 34 G, HLD, 8 GF, 34.1 IP, 26 H, 30 ER, 4 HR, 50 K, 30 BB, 7 HB					AUGUST: 8 G, 3-0, 2.31 ERA, GF, SV, 11.2 IP, 9 H, 2 HR, 3 ER, 22 K, 4 BB															
LAST 10 G: 3-0, 3.29 ERA, GF, SV, 13.2 IP, 10 H, 5 ER, 2 HR, 26 K, 7 BB					VS. SA: 6 G, 0-0, 14.40 ERA, GF, 5.0 IP, 7 H, 8 R, 8 ER, 9 K, 6 BB, 3 HB															
 Made his professional and Low-A debut on 8/18/2021 and tossed 3.2 innings of relief, allowing just one (1) hit and punching out six (6).																				
 During his time in Hillsboro in 2022 (4/9-5/22), tied 1st in wins (3) and 2nd in game appearances (11) among qualified club mates.																				
 From 8/12-9/16/2022 (AMA), he held his opponent scoreless in eight (8) out of 10 straight relief appearances (9.2 IP), allowing just four (4) earned runs and punching out 10 in the process (3.91 ERA).																				
 Set a season-high with 2.0 IP and five strikeouts of the Corpus Christi Hooks on August 5.																				
2023 SPLITS	VS. RHB: .231/.408/.436, 18 H, 4 2B, 4 HR, 19 RBI, 33 K, 19 BB, 5 HB HOME: 19 G, 3-0, 5.79 ERA, 18.2 IP, 15 H, 12 R, 12 ER, 3 HR, 26 K, 15 BB W/ RISP: .278/.481/.417, 10 H, 2 2B, HR, 20 RBI, 12 K, 14 BB, HB										VS. LHB: .167/.344/.188, 8 H, 2B, 6 RBI, 17 K, 11 BB, 2 HB AWAY: 15 G, 2-0, 10.34 ERA, 15.2 IP, 11 H, 18 ER, HR, 24 K, 15 BB, 6 HB									
#25 MITCHELL STUMPO - RHP 2023 HIGHS: IP - 2.1, K - 4, BB - 4, H - 4, R - 3, ER - 3										RECENT APPEARANCES										
HEIGHT: 6'2"		WEIGHT: 205		B/T: R/R		AGE: 26 (6/17/1996 in Raleigh, NC)														
29 G	1-4	-/1 SV/SVO	52/31 K/BB	6.89 ERA																
OVERALL: 29 G, 3 HLD, 8 GF, 32.2 IP, 35 H, 29 R, 25 ER, 5 HR, 52 K, 31 BB					AUGUST: 7 G, 0-2, 6.00 ERA, GF, HLD, 9.0 IP, 12 H, 7 R, 6 ER, 2 HR, 13 K, 4 BB															
LAST 10 G: 0-2, 5.56 ERA, 2 GF, HLD, 11.1 IP, 14 H, 8 R, 7 ER, 2 HR, 19 K, 7 BB					VS. SA: 4 G, 0-1, 2.70 ERA, 2 GF, HLD, 3.1 IP, 5 H, 2 R, ER, 4 K, 2 BB															
 Signed by the Arizona Diamondbacks as a minor league free agent on 7/2/2019 out of Guilford College (Guilford, NC).																				
 In his debut season from 8/8-8/30, appeared in seven straight games (9.0 IP) without allowing a run, conceding just two hits, a plunk and three walks while fanning 12 for a 12.0 K/9 and a 4.0 strikeout to walk ratio.																				
 Last season with Triple-A Reno, he finished the season with a 1.34 WHIP and a 10.6 K/9 (51 K, 43.1 IP)																				
2023 SPLITS	VS. RHB: .250/.370/.342, 19 H, HR, 4 2B, 13 RBI, 28 K, 13 BB HOME: 14 G, 1-1, 5.71 ERA, 17.1 IP, 16 H, 11 ER, 2 HR, 28 K, 19 BB W/ RISP: .267/.485/.333, 12 H, 3 2B, 22 RBI, 20 K, 19 BB										VS. LHB: .296/.466/.574, 16 H, 2B, 3B, 4 HR, 16 RBI, 24 K, 18 BB AWAY: 15 G, 0-3, 8.22 ERA, 15.1 IP, 19 H, 18 R, 14 ER, 3 HR, 24 K, 12 BB									
#29 RAFFI VIZCAINO - RHP 2023 HIGHS: IP - 3.0, K - 6, BB - 4, H - 3, R - 3, ER - 3										RECENT APPEARANCES										
HEIGHT: 6'0"		WEIGHT: 237		B/T: R/R		AGE: 27 (12/2/1995 in Sabana Grande, Dominican Republic)														
21 G	0-1	2/3 SV/SVO	37/19 K/BB	4.85 ERA																
OVERALL: 21 G, 8 GF, GS, 2 HLD, 26.0 IP, 24 H, 18 R, 14 ER, 5 HR, 37 K, 19 BB					AUGUST: 8 G, 0-0, 3.09 ERA, GF, HLD, 11.2 IP, 11 H, 6 R, 4 ER, HR, 15 K, 8 BB															
LAST 10 G: 0-0, 2.45 ERA, GF, 2 HLD, 14.2 IP, 11 H, 6 R, 4 ER, HR, 19 K, 10 BB					VS. SA: 1 G, 0-0, 0.00 ERA, 1.0 IP, 2 H, 2 R, 2 K, BB															
 Entering his ninth professional season after taking a one year hiatus for the 2022 campaign, professionally debuting back in 2013.																				
 During his debut 2013 season, he posted a 3.80 ERA across 11 game starts (47.1 IP) while punching out 41 batters.																				
 This season will be his first in the yellow city and the third season that he spends time at the Double-A level.																				
 In his most recent season (2021), he logged a 5.40 ERA (24 ER, 40.0 IP) in 32 relief appearances (2 GS).																				
2023 SPLITS	VS. RHB: .266/.368/.516, 17 H, 4 HR, 2 2B, 3B, 12 RBI, 25 K, 11 BB HOME: 12 G, 0-0, 5.40 ERA, 4 GF, HLD, 16.2 IP, 17 H, 12 R, 10 ER, 3 HR, 25 K, 11 BB W/ RISP: .214/.361/.321, 6 H, HR, 9 RBI, 13 K, 7 BB										VS. LHB: .194/.341/.361, 7 H, HR, 2B, 3B, 2 RBI, 12 K, 8 BB AWAY: 9 G, 0-1, 3.86 ERA, 4 GF, 2.3 SVO, 9.1 IP, 7 H, 6 R, 4 ER, 2 HR, 12 K, 8 BB									
LAST WIN: 4/28/23 vs SUG (AAA)										LAST LOSS: 7/5/23 @ SPR										
LAST SAVE: 8/22/23 @ SA										LAST SAVE: 7/9 @ SPR										

STARTERS:	W/L	Quality	IP	H	R	ER	HR	BB	SO	ERA
	29-32	19	514.1	543	360	330	76	276	505	5.77
RELIEVERS:	W/L	SV/OPP	IP	H	R	ER	HR	BB	SO	ERA
	34-22	30/53	502.0	475	341	299	70	312	590	5.36

**PITCHER STARTS:** Albright (24), Hill (22), Patrick (19), Olivero (17), Bain (7), Lin (7), Solomon (6), Grammes (5), Tineo (4), Jarvis (3), Davies (1), Mabrey (1), Vizcaino (1)

QUALITY CONTROL														
STARTING PITCHER	TOTAL STARTS	QUALITY STARTS	6-6.2 IP (3 ER)	6-6.2 IP (2 ER)	6-6.2 IP (1 ER)	6-6.2 IP (0 ER)	7-7.2 IP (3 ER)	7-7.2 IP (2 ER)	7-7.2 IP (1 ER)	7-7.2 IP (0 ER)	8-9 IP (3 ER)	8-9 IP (2 ER)	8-9 IP (1 ER)	8-9 IP (0 ER)
ALBRIGHT	24	5	1	1	2	1	-	-	-	-	-	-	-	-
BAIN	7	1	1	-	-	-	-	-	-	-	-	-	-	-
DAVIES	1	-	-	-	-	-	-	-	-	-	-	-	-	-
GRAMMES	5	-	-	-	-	-	-	-	-	-	-	-	-	-
HILL	22	3	-	-	-	1	-	-	1	1	-	-	-	-
JARVIS	3	-	-	-	-	-	-	-	-	-	-	-	-	-
LIN	7	2	-	-	-	1	-	1	-	-	-	-	-	-
MABREY	1	-	-	-	-	-	-	-	-	-	-	-	-	-
OLIVERO	17	1	-	-	1	-	-	-	-	-	-	-	-	-
PATRICK	19	6	2	1	-	2	-	-	-	1	-	-	-	-
SOLOMON	6	1	1	-	-	-	-	-	-	-	-	-	-	-
TINEO	4	-	-	-	-	-	-	-	-	-	-	-	-	-
VIZCAINO	1	-	-	-	-	-	-	-	-	-	-	-	-	-
-	-	-	-	-	-	-	-	-	-	-	-	-	-	-

TEAM PITCHING																			
OVERALL																			
	W	L	ERA	G	CG	SHO	SV	SVO	IP	H	R	ER	HR	HB	BB	IBB	SO	WHIP	AVG
	63	54	5.57	117	0	5	30	53	1016.1	1018	701	629	146	65	588	5	1095	1.58	.260
MONTHLY																			
APRIL	11	10	6.02	21	0	1	6	7	187.0	189	141	125	23	10	114	1	221	1.62	.260
MAY	10	16	5.86	26	0	2	4	8	219.2	216	157	143	26	14	140	1	235	1.62	.258
JUNE	15	10	5.33	25	0	1	5	11	221.0	217	141	131	39	22	110	1	217	1.48	.257
JULY	15	9	5.16	24	0	1	7	13	202.1	220	131	116	27	9	103	0	210	1.60	.276
AUGUST	12	9	5.51	21	0	0	8	14	186.1	176	131	114	31	10	121	2	212	1.60	.245
SEPTEMBER	-	-	-	-	-	-	-	-	-	-	-	-	-	-	-	-	-	-	-
HOME VS. ROAD TEAM PITCHING																			
	W	L	ERA	G	CG	SHO	SV	SVO	IP	H	R	ER	HB	BB	SO	WHIP	AVG		
HOME	32	25	6.26	57	0	1	13	21	505.0	538	389	351	30	312	551	1.68	.271		
ROAD	31	29	4.89	60	0	4	17	32	511.1	480	312	278	35	276	544	1.48	.248		

PITCHING STREAKS (NO EARNED RUNS)																			
CONSECUTIVE SCORELESS INNINGS										CONSECUTIVE SCORELESS APPEARANCES									
PLAYER	LENGTH (IP) - DATES			STREAK STATS						PLAYER	LENGTH - DATES			STREAK STATS					
Patrick	16.2 - 7/19-30			3 GS, 14 K, 10 H, 2 BB						Green	12 G, 6/3-7/8			8 H, 13 K, 4 BB, 58 BF					
Green	15.1 - 6/3-7/8			12 G, 8 H, 13 K, 4 BB						Backhus	9 G - 5/18-6/11			10 H, 14 K, 4 BB, HB					
Hill	14.1 - 7/15-27			3 GS, 6 H, 13 K, 4 BB						Saalfrank	8 G - 5/7-5/30			3 H, 17 K, 5 BB, HB					
Saalfrank	12.1 - 5/4-5/30			9 G, 3 H, 18 K, 5 BB, HB						<b>Backhus</b>	<b>6 G, 8/5-24</b>			<b>7 H, 12 K, 6 BB</b>					
Patrick	11.1 - 5/21-6/3			3 GS, 3 H, 12 K, 4 BB						Backhus	6 G, 7/8-30			7 H, 7 K, 5 BB					
Backhus	10.2 - 5/18-6/11			9 G, 10 H, 14 K, 4 BB, HB						Pope	6 G - 5/26 - 6/16			4 H, 11 K, 35 BF					
<b>Backhus</b>	<b>10.1 - 8/5-24</b>			<b>6 G, 7 H, 12 K, 6 BB</b>						Backhus	6 G - 4/15-5/3			2 H, 2 BB, 9 K					
Pope	10.1 - 5/26-6/20			7 G, 4 H, 13 K, 2 BB, HB						Grammes	5 G, 7/15-29			10 H, 14 K, 2 BB, HBP					
Backhus	9.1 - 4/12-5/6			8 G, 4 H, 12 K, 2 BB						Vizcaino	5 G, 7/27-8/6			3 H, 10 K, 4 BB					
Grammes	9.1 - 7/15-8/3			6 G (3 GS), 11 H, 15 K, 2 BB, HBP						Rice	4 G, 6/3-15			H, 3 K, 2 BB, HB					
Hill	8.1 - 8/8-13			2 GS, 3 H, 7 K, 2 BB						<b>Rice</b>	<b>3 G, 8/18-23</b>			<b>3 H, 8 K, BB</b>					
Backhus	7.2 - 7/8-8/2			7 G, 8 H, 7 K, 5 BB						Grammes	3 G, 6/28-7/5			2 H, 4 K, 3 BB					
Lin	7.2 - 7/22-28			2 GS, 4 H, 9 K, BB, HBP						Larsen	3 G, 4/26-8/3			H, 4 K, 6 BB					
Vizcaino	7.2 - 7/23-8/6			5 G, 3 H, 10 K, 4 BB						Montes De Oca	3 G, 8/5-12			H, 6 K, 2 SV					

**EJECTIONS**

PLAYER/COACH	DATE/LOCATION	UMPIRE	REASON
Shawn Roof	4/30, HODGETOWN vs. FRI	HP Jarrod Moehlmann	Arguing call
Shawn Roof	5/20, Riders Field @ FRI	3B Steven Rios Jr.	Arguing call
Shawn Roof	6/9, Momentum Bank Ballpark @ MID	3B Sean Sparling	Checked swing
Jamison Hill	6/18, HODGETOWN vs SA	1B Steven Rios Jr.	Words
Shawn Roof	6/18, HODGETOWN, vs SA	HP Malcom Smith	Arguing call
Juan Centeno	6/30, HODGETOWN, vs TUL	HP Jarrod Moehlmann	Arguing call
Tom Gorzelanny	7/28, Momentum Bank Ballpark @ MID	HP Chris Murphy	Balls/Strikes
Shawn Roof	8/4, HODGETOWN, vs CC	HP Ty Krauss	Arguing Balk

**AWARDS**

PLAYER/COACH	AWARD	DATES	STATS
Bryce Jarvis	Texas League Pitcher of the Week	4/17-4/23	1-0, 5.0 IP, 0 H, 8 K, 4 BB
Ryan Bliss	Texas League Player of the Month	April	18 G, .410 AVG (34-for-83), 2 HR, 14 RBI, 17 R
Chad Patrick	Texas League Pitcher of the Week	5/22-5/28	1-0, 7.0 IP, 2 H, 6 K, 2 BB
Ryan Bliss	Texas League Player of the Month	May	23 G, .361 AVG (35-for-97), 5 HR, 13 RBI, 21 R
Caleb Roberts	Texas League Player of the Week	6/28-7/2	.438 (7-for-16), 3 HR, 2 2B, 4 RBI, 3 BB, 1.675 OPS
Deyvison De Los Santos	ARI MiLB Player of the Month	July	14 G, .364 (20-for-55), 2 HR, 4 2B, 3B, 10 RBI
Neyfy Castillo	Texas League Player of the Week	8/14-20	.478 (11-for-23), 4 HR, 2 2B, 3B, 14 RBI, 1.694 OPS

**2023 MILESTONES ON THE HORIZON**

NAME	MILESTONE	TO MEET (CURRENT TOTAL)
A.J. Vukovich	Amarillo Single-Season RBI Record	9 (85)
TEAM	Single-Month HR Record	8 (36)
Caleb Roberts	Amarillo Single-Season Triples Record	1 (8)

**2023 MILESTONES REACHED**

NAME	MILESTONE	DATE
Luke Albright	150 Career IP	4/7 @ FRI
Ryan Bliss	150 Career Hits	4/14 vs. CC
A.J. Vukovich	150 Career RBI	4/16 vs. CC
Tim Tawa	150 Career Hits	4/16 vs. CC
A.J. Vukovich	150 Career RBI	4/16 vs. CC
Andrew Saalfrank	100 Career Strikeouts	4/20 @ NWA
Jamison Hill	150 Career Strikeouts	4/21 @ NWA
Austin Pope	200 Career Strikeouts	4/21 @ NWA
Austin Pope	200 Career IP	6/24 @ CC
Devison De Los Santos	150 Career RBI	4/26 vs. FRI
Jackson Goddard	150 Career Strikeouts	4/28 vs. FRI
Deyni Olivero	400 Career IP	4/29 vs. FRI
Tristin English	250 Career Hits	4/29 vs. FRI
Adrian Del Castillo	100 Career Hits	4/30 vs. FRI
A.J. Vukovich	250 Career Hits	5/4 @ CC
Michel Otanez	250 Career Strikeouts	5/17 @ FRI
Ryan Bliss	200 Career Hits	5/28 @ SA
Ryan Bliss	100 Career RBI	6/17 vs SA
Kyle Backhus	100 Career IP	6/1 vs. SPR
Deyni Olivero	300 Career Strikeouts	6/3 (2) vs. SPR
Jordan Lawlar	150 Career Hits	6/3 (1) vs. SPR
Josh Green	250 Career Strikeouts	6/14 vs SA
Jeff Bain	500 Career Strikeouts	7/3 (2) vs TUL
Tim Tawa	Most Single-Season HR	14, 7/15 vs FRI
Caleb Roberts	Most Single-Season HR	10, 7/15 vs FRI
Jordan Lawlar	100 Career RBI	7/16 vs FRI
A.J. Vukovich	Most Single-Season HR	18, 7/22 vs WCH
Seth Beer	450 Career MiLB Hits	7/22 vs WCH
Kyle Backhus	150 Career Strikeouts	7/28 @ MID
Austin Pope	250 Career Strikeouts	7/29 @ MID
Chad Patrick	150 Career Strikeouts	7/30 @ MID

**SOD POODLES vs. LEAGUE IN 2023 (REGULAR SEASON)**

NORTH DIVISION	OVERALL	HOME	AWAY	SOUTH DIVISION	OVERALL	HOME	AWAY
Arkansas	4-2	4-2	0-0	Corpus Christi	11-13	6-6	5-7
NW Arkansas	3-3	0-0	3-3	Frisco	9-9	5-4	4-5
Springfield	7-5	4-2	3-3	Midland	11-7	2-4	9-3
Tulsa	9-3	5-1	4-2	San Antonio	5-10	2-4	3-6
Wichita	4-2	4-2	0-0	---			

**SOD POODLES vs. LEAGUE ALL-TIME (REGULAR SEASON)**

NORTH DIVISION	OVERALL	HOME	AWAY	SOUTH DIVISION	OVERALL	HOME	AWAY
Arkansas	15-16	10-8	5-8	Corpus Christi	52-50	26-20	26-30
NW Arkansas	18-14	8-5	10-9	Frisco	46-49	27-26	19-23
Springfield	20-17	10-8	10-9	Midland	56-43	26-23	30-20
Tulsa	26-24	13-12	13-12	San Antonio	28-31	12-12	16-19
Wichita	14-10	7-5	7-5	---			



## SOD POODLES OFFENSE

**Most Runs, Game:** 17 (8/16 vs ARK)  
**Most Runs, Inning:** 7 (5x: Last: 6/29 vs. TUL, 1st inning)  
**Most Hits, Game (Team):** 18 (3x: Last: 6/8 @ MID)  
**Most Hits, Game (Indiv.):** 4 (6x: Last: Castillo, 8/16 vs ARK)  
**Fewest Hits, Game:** 2 (3x: Last: 5/18 @ FRI)  
**Most Hits, Inning:** 8 (5/5 @ CC, 3rd inning)  
**Most HRs, Game (Team):** 5 (4x, Last: 8/16 vs ARK)  
**Most HRs, Game (Indiv.):** 3 (Vukovich, 7/3 (1) vs TUL)  
**Most HR, Inning (Team):** 3 (3x, Last: 8/16 vs ARK, 5th inning)  
**Most SBs, Game (Team.):** 9 (7/1 vs. TUL)  
**Most SBs, Game (Indiv.):** 3 (4x, Last: Lawlar, 8/10 @ TUL)  
**Grand Slams:** 6 (Last: Castillo, 8/15 vs ARK)  
**Most Runners LOB, Team:** 14 (2x, Last: 7/4 @ SPR)  
**Most Runs Combined (Two Teams):** 24 (8/2 vs CC)  
**Most Hits Combined (Two Teams):** 33 (4/12 vs. CC)  
**Most Home Runs During Series (Two Teams):** 31 (6/28-7/3 vs. TUL)  
**Most Runs To Overcome Deficit:** 10 (4/26 vs. FRI)

## SOD POODLES DEFENSE

**Most Errors, Team:** 4 (2x, Last: 5/23 @ SA)  
**Most Errors, Individual:** 2 (3x, Last: De Los Santos, 8/18 vs ARK)  
**Most Double Plays:** 3 (4x, Last: 8/24 @ SA)

## SOD POODLES PITCHING

**Most Ks, Team (9 innings):** 18 (8/17 vs ARK)  
**Most Ks, Team (extra innings):** 16 (6/30 vs TUL (13))  
**Most Walks, Team:** 13 (8/6 vs CC)  
**Shutouts:** 5 (Last: 7/16 vs FRI)  
**Complete Games (9 IP):** --  
**Complete Games (7 IP):** --  
**Complete Game Shutout, Individual:** --  
**Complete Game Shutout (9.0 IP) Individual:** --  
**Longest Start:** 7.0 IP (4x, Last: Lin, 7/22 vs WCH)  
**Longest Relief Appearance:** 3.1 IP (2x: Last: Workman, 4/26 vs. FRI)  
**Most Ks, Individual:** 11 (Solomon, 8/17 vs ARK)  
**Most Walks, Individual:** 6 (3x: Last: Albright, 8/24 @ SA)

## OPPONENTS OFFENSE

**Most Runs, Game:** 16 (2x: Last: 5/11 vs. MID)  
**Most Runs, Inning:** 8 (3x: Last: 8/6 vs CC, 3rd inning)  
**Most Hits, Game (Team):** 19 (5/11 vs. MID)  
**Most Hits, Game (Indiv.):** 5 (2x: Last: Calabuig, 5/11 vs. MID)  
**Fewest Hits, Game:** 2 (3x: Last: 5/27 @ SA)  
**Most Hits, Inning:** 7 (2x, Last: 6/20 @ CC)  
**Most HRs, Game (Team):** 5 (2x, Last: 7/3 (2) vs. TUL)  
**Most HRs, Game (Indiv.):** 3 (Rave, 4/18 @ NWA)  
**Most SBs, Game (Indiv.):** 3 (Acuña, 4/30 vs. FRI)  
**Grand Slams Against:** 5 (Last: Hicks, 5/20 @ FRI)  
**Most Runners LOB, Team:** 14 (5/26 @ SA)  
**Most Runs To Overcome Deficit:** 7 (7/28 @ MID)

## OPPONENTS PITCHING

**Most Ks Team (9 innings):** 17 (2x, Last: 8/12 @ TUL)  
**Most Ks, Team (extra innings):** 15 (6/30 vs TUL)  
**Most Walks, Team:** 12 (6/20 @ CC)  
**Most Ks, Individual:** 10 (Leiter, 5/17 @ FRI)  
**Most Walks, Individual:** 5 (3x, Last: Martinez, J, 7/9 @ SPR)

## OPPONENTS DEFENSE

**Most Errors, Team:** 3 (7x, Last: 8/22 @ SA)  
**Most Errors, Individual:** 3 (Whitcomb, 4/12 vs. CC)  
**Most Double Plays:** 3 (2x, Last: 7/28 @ MID)

## MISCELLANEOUS

**Longest Home Game Time (9 innings):** 3:36 (6/15 vs. SA)  
**Shortest Home Game Time (9 innings):** 2:08 (7/21 vs. WCH)  
**Longest Road Game Time (9 innings):** 3:13 (5/5 @ CC)  
**Shortest Road Game Time (9 innings):** 2:05 (5/2 @ CC)  
**Longest Game Time (7 innings):** 2:32 (5/14 (2) vs. MID)  
**Shortest Game Time (7 innings):** 1:39 (6/3 (2) vs. SPR)  
**Longest Extra-Inning Game:** 3:42 (6/30 vs TUL)  
**Longest Game (Innings):** 13 (6/30 vs TUL)  
**Longest Game Delay (Home):** 0:40, 5/31 vs. SPR (rain)  
**Longest Game Delay (Road):** 1:53, 5/19 @ FRI (rain)  
**Highest Attendance (Home):** 7,588 (7/3 vs. TUL)  
**Highest Attendance (Road):** 10,019 (5/16 @ FRI)  
**Lowest Attendance (Home):** 3,231 (4/25 vs. FRI)  
**Lowest Attendance (Road):** 2,041 (7/30 @ MID)

# LAST TIME IT HAPPENED - 2023

## SOD POODLES (INDIVIDUAL)

**Perfect Game:**  
**No-Hitter (Individual):**  
**No-Hitter (Combined):**  
**No-Hitter (7-Inning):**  
**1-Hitter (Individual):**  
**1-Hitter (Combined):**  
**2-Hitter (Individual):**  
**2-Hitter (Combined):** 3x: Last: 5/27 @ SA, Patrick/Saalfank  
**3-Hitter (Combined):** 7x: Last: 7/16 vs FRI, Lin/Pope/Rice/Backhus  
**3-Hitter (Individual):**  
**Complete Game Shutout (9 Inning):**  
**Complete Game Shutout (7 Inning):**  
**10 or more strikeouts (P):** 2x, Last: Solomon (11, 8/17 vs ARK)  
**Four (4) Hits:** 6x, Last: Castillo (8/16 vs ARK)  
**Five (5) Hits:**  
**Six (6) Hits:**  
**Three (3) Doubles:**  
**Four (4) Doubles:**  
**Two (2) Triples:**  
**Two HR Game:** 7x, Last: Castillo (8/16 vs ARK)  
**Three HR Game:** Vukovich (7/3 (1) vs TUL)  
**Grand Slam (Home):** 4x, Last: Castillo (8/15 vs. ARK)  
**Grand Slam (Road):** 2x, Last: Duzenack (7/30 @ MID)  
**Inside-The-Park HR:** Lawlar (7/3 (1) vs TUL)  
**Back-To-Back HRs:** 6x: Last: Roberts/Melendez (7/23 vs. WCH)  
**Back-To-Back-To-Back HRs:**  
**HR, Both Sides of the Plate:**  
**Hitting for the Cycle:**

**HR in 2 straight games:** 22x: Last: De Los Santos (8/23-23 @ SA)  
**HR in 3 straight games:** 3x, Last: Melendez (8/12 @ TUL - 8/15-16 vs ARK)  
**HR in 4 straight games:** Roberts (6/30-7/3 vs TUL)  
**Triple in 2 straight games:**  
**Five (5) RBI:** 4x, Last: Castillo (8/15 vs ARK)  
**Seven (7) RBI:** Vukovich (7/3 (1) vs TUL)  
**Three Runs:** 23x: Last: Castillo (8/16 vs ARK)  
**Four Runs:** 4x, Last: Vukovich (7/3 (1) vs TUL)  
**Five Runs:**  
**Two Stolen Bases:** 11x: Last: Dalesandro (8/13 @ TUL)  
**Three Stolen Bases:** 4x, Last: Lawlar (8/10 @ TUL)  
**Four Stolen Bases:**  
**Steal of home (straight):**  
**Steal of home (double steal):** 2x, Last: Bliss/Lawlar, 6/22 @ CC  
**Four (4) Walks:** Roberts (2x, Last: 8/12 @ TUL)  
**Five (5) Walks:**  
**10 Total Bases in a game:** 2x, Last: Castillo (12, 8/16 vs ARK)

## SOD POODLES TEAM

**20 Runs, Game:**  
**20 Hits, Game:**  
**10+ Runs, Inning:**  
**Back-to-back 15-hit games:**  
**Everyone in order gets a hit:** 8x: Last: 8/16 vs ARK  
**Everyone in order scores a run:** 2x, Last: 8/16 vs ARK  
**Only player in order to get a hit:**  
**15+ Strikeouts, Game (Batting):** 3x, Last: 8/12 @ TUL (17)  
**Triple Play:**  
**Winning Streak:** 7 (6/6-6/13)  
**Losing Streak:** 4 (2x: Last: 5/23-5/26)



# HIGHS & LOWS - ALL TIME



## SOD POODLES OFFENSE

**Most Runs, Game:** 20 (9/11/21 vs. TUL)  
**Most Runs, Inning:** 11 (6/11/22 vs. FRI, 8th inning)  
**Most Hits, Game:** 24 (9/11/21 vs. TUL)  
**Most Hits, Game (Indiv.):** 5 (3x: Last: Barrosa, 7/22 @ MID)  
**Fewest Hits, Game:** 0 (5/26/22 @ ARK)  
**Most HRs, Game (Team):** 7, (6/5/21 @ FRI)  
**Most HRs, Game (Indiv.):** 3, 2x, Last: Vukovich (7/3/23 (1) vs TUL)  
**Grand Slams:** 17 (Last: Castillo, 8/15/23 vs ARK, 5th inning)  
**Most SBs, Game (Team.):** 9 (7/1/23 vs. TUL)  
**Most SBs, Game (Indiv.):** 3 (9x: Last: Lawlar, 8/10/23 @ TUL)  
**Most Runners LOB, Team:** 14 (5x: Last: 7/4/23 @ SPR)  
**Most Runs Combined (Two Teams):** 32 (9/11/21 vs. TUL)  
**Most Hits Combined (Two Teams):** 37 (2x: Last: 4/23/22 vs SA)  
**Most Home Runs During Series (Two Teams):** 34 (9/7-12/21 vs. TUL)  
**Most Runs To Overcome Deficit:** 10 (4/26/23 vs. FRI)

## SOD POODLES DEFENSE

**Most Errors, Team:** 5 (6/19/21 vs. MID)  
**Most Errors, Individual:** 2 (28x: Last: De Los Santos, 8/18/23 vs ARK)  
**Most Ground Into Double Plays:** 4 (2x: Last: 9/17/21 vs. FRI)

## SOD POODLES PITCHING

**Most Ks, Team (9 innings):** 18 (2x: Last: 5/9/21 @ TUL)  
**Most Ks, Team (extra innings):** 18 (5/19/21 vs MID)  
**Most Walks, Team:** 13 (8/6/23 vs CC)  
**Shutout:** 25x: Last: 7/16/23 vs FRI  
**Last Complete Game (9 IP):** --  
**Last Complete Game (7 IP):** Nelson (G1, 9/1/21 @ SA)  
**Last Complete Game (5 IP):** Walston (7/29/22 vs. CC)  
**Last Complete Game Shutout:** Frias (8/1/21 vs. SA (7))  
**Longest Start:** 8.0 IP (Cecconi, 6/8/22 vs FRI)  
**Longest Relief Appearance:** 3.1 IP (4x, last: Workman, 4/26 vs FRI)  
**Most Ks, Individual:** 12 (4x: Last: Pfaadt: 6/23/22 @ CC)  
**Most Walks, Individual:** 7 (Nelson, 7/6/21 @ SA)



# LAST TIME IT HAPPENED - ALL TIME

## SOD POODLES (INDIVIDUAL)

**Perfect Game:**  
**No-Hitter (Individual):**  
**No-Hitter (Combined):**  
**No-Hitter (7-Inning):** 2x: Tabor, 7/11/21 @ SA; Frias, 8/1/21 vs. SA  
**1-Hitter (Individual):** 7/29/22 (Walston, 5-inning game)  
**1-Hitter (Combined):** 2x: Last: 4/16/22 (Jarvis, Weiss - 7 inning game)  
**2-Hitter (Individual):**  
**2-Hitter (Combined):** 5x: Last: 5/27/23 @ SA, Albright/Saalfrank  
**3-Hitter (Combined):** 22x: Last: 7/16/23 vs FRI, Lin/Pope/Rice/Backhus  
**3-Hitter (Individual):**  
**Complete Game Shutout (9 Inning):**  
**Complete Game Shutout (7 Inning):** 2x: Tabor, 7/11/21 @ SA; Frias, 8/1/21 vs. SA  
**10 or more strikeouts:** 16x, Last: Solomon (8/17/23 vs. ARK)  
**Four (4) Hits:** 34x: Last: Castillo (8/16/23 vs ARK)  
**Five (5) Hits:** 3x: Last: Cedenio (8/18/22 @ MID)  
**Six (6) Hits:**  
**Three (3) Doubles:** 3x: Last: Carroll, (4/23/22 vs SA)  
**Four (4) Doubles:**  
**Two (2) Triples:**  
**Two HR Game:** 36x: Last: Castillo (8/16/23 vs ARK)  
**Three HR Game:** 2x, Last: Roberts, 7/3/23 (2) vs TUL)  
**Grand Slam (Home):** 13x: Last: Castillo, 8/15/23 vs. ARK)  
**Grand Slam (Road):** 4x: Last: Duzenack, 7/30/23 @ MID  
**Inside-The-Park HR:** 5x: Last: Lawlar (7/3/23 (1) vs TUL)  
**Back-To-Back HRs:** 22x: Last: Roberts/Melendez (7/23/23 vs. WCH)  
**Back-To-Back-To-Back HRs:**  
**B-2-B-2-B-2-B HRs:** 9/11/21 vs. TUL - Garrett/Kennedy/Fletcher/Canzone (3rd inning)  
**HR, Both Sides of the Plate:** 3x: Last: Stankiewicz (7/15/22 vs SA)  
**Hitting for the Cycle:**

## OPPONENTS OFFENSE

**Most Runs, Game:** 21 (2x: Last: 9/2/22 vs. FRI)  
**Most Runs, Inning:** 11 (9/2/22 vs. FRI, 5th inning)  
**Most Hits, Game (Team):** 23 (9/2/22 vs. FRI)  
**Most Hits, Game (Indiv.):** 6 (Guldborg, 4/10/22 vs MID)  
**Fewest Hits, Game:** 0 (2x: Last: 8/1/21 vs. SA - Frias no-hitter)  
**Most HRs, Game (Team):** 9 (Last: 5/17/22 vs. TUL)  
**Most HRs, Game (Indiv.):** 4 (Chandler Redmond, 8/10/22 vs SPR)  
**Most SBs, Game (Indiv.):** 3 (Acuña, 4/30/23 vs. FRI)  
**Grand Slams:** 23 (Last: Hicks, 5/20/23 @ FRI, off Hill, 5th inning)  
**Most Runners LOB, Team:** 16 (4/10/22 vs. MID)  
**Most Runs To Overcome Deficit:** 10 (7/18/21 @ MID)

## OPPONENTS PITCHING

**Most Ks Team (9 innings):** 17 (4x: Last: 8/12/23 @ TUL)  
**Most Ks, Team (extra innings):** 19 (5/11/19 @ CC, 10)  
**Most Walks, Team:** 12 (6/20 @ CC)  
**Shutout:** 21x: Last: 4/22/23 @ NWA  
**Last Complete Game:** Jones (5/26/22 (2) @ ARK)  
**Last Complete Game Shutout (7 IP):** Jones (5/26/22 (2) @ ARK)  
**Most Ks, Individual:** 14 (Dustin May, 6/22/19 @ TUL)  
**Most Walks, Individual:** 7 (Robaina, 7/31/22 vs. CC)

## OPPONENTS DEFENSE

**Most Errors, Team:** 4 (5x: Last: 7/22/22 @ MID)  
**Most Errors, Individual:** 3 (3x: Last: Whitcomb, 4/12/23 vs. CC)  
**Most Ground Into Double Plays:** 4 (2x: Last: 9/14/22 @ SA)

## MISCELLANEOUS

**Longest Home Game Time (9 innings):** 4:08 (9/11/21 vs. TUL)  
**Shortest Home Game Time (9 innings):** 2:01 (6/8/22 vs FRI)  
**Longest Road Game Time (9 innings):** 3:34 (7/29/19 @ NWA)  
**Shortest Road Game Time (9 innings):** 1:50 (8/21/22 @ MID)  
**Longest Game Time (7 innings):** 2:36 (9/1/21 @ SA)  
**Shortest Game Time (7 innings):** 1:29 (5/26/22 (2) @ ARK)  
**Longest Extra-Inning Game:** 4:08 (4/22/22 vs. SA, 11)  
**Longest Game (Innings):** 13 (6/30/23 vs TUL)  
**Longest Game Delay (Home):** 3:15 (5/18/21 vs. MID)  
**Longest Game Delay (Road):** 1:53 (5/19/23 @ FRI)  
**Highest Attendance (Home):** 7,588 (7/3/23 vs. TUL)  
**Highest Attendance (Road):** 10,366 (5/18/19 @ FRI)  
**Lowest Attendance (Home):** 3,231 (4/25/23 vs. FRI)  
**Lowest Attendance (Road):** 1,906 (8/17/22 @ MID)  
**Largest Margin of Victory:** 15 (19-4, 6/9/21 vs. CC)  
**Largest Margin of Defeat:** 19 (21-2, 9/2/22 vs. FRI)

**HR in 2 straight games:** 65x: Last: De Los Santos (8/22-23 @ SA)  
**HR in 3 straight games:** 10x: Last: Melendez (8/12 @ TUL-8/15-16/23 vs. ARK)  
**HR in 4 straight games:** Roberts (6/30-7/3/23 vs TUL)  
**Triple in 2 Straight games:** 5x: Last: Carroll (5/17-18 vs. TUL)  
**Triple in 3 straight games:** Carroll, 6/12-15 vs. FRI, @ SA)  
**Five (5) RBI:** 15x: Last: Castillo (8/16/23 vs ARK)  
**Six (6) RBI:** 4x: Last: Forbes, (7/28/22 vs. CC)  
**Seven (7) RBI:** 2x, Last: Vukovich (7/3/23 (1) vs TUL)  
**Four Runs:** 10x: Last: Vukovich (7/3/23 (1) vs TUL)  
**Five Runs:** Perdomo (9/11/21 vs. TUL)  
**Two Stolen Bases:** 45x: Last: Dalesandro (8/13/23 @ TUL)  
**Three Stolen Bases:** 9x: Last: Lawlar (8/10/23 @ TUL)  
**Four Stolen Bases:**  
**Steal of home (straight):** 2x: Last: Barrosa (9/4/22 vs FRI)  
**Steal of home (double steal):** 3x: Last: Bliss/Lawlar (6/22/23 @ CC)  
**Four (4) Walks:** 4x: Last: Roberts (8/12/23 @ TUL)  
**10 Total Bases in a Game:** 8x: Last: Castillo (8/16/23 vs. ARK)  
**Most Total Bases in a game:** 12 (4x: Last: Castillo (8/16/23 vs. ARK)

## SOD POODLES TEAM

**20 Runs, Game:** 20, 9/11/21 vs. TUL  
**20 Hits, Game:** 5x: Last: 20, 8/18/22 @ MID  
**10+ Runs, Inning:** 2x: Last: 6/11/22 vs. FRI (11, 8th inning)  
**Back-to-back 15-hit games:** 2x: Last: 4/22-4/23/22 vs. SA  
**Everyone in order gets a hit:** 34x: Last: 8/16/23 vs. ARK  
**Everyone in order gets multiple-hits:** 5/8/22 vs. MID  
**Everyone in order scores a run:** 8x: Last: 8/16/23 vs ARK  
**Only player in order to get a hit:** 4x: Last: Diaz, G1, 9/1/21 @ SA  
**15+ Strikeouts, Game (Batting):** 19x: Last: 8/12/23 @ TUL (17)  
**Triple Play:**  
**Winning Streak:** 7 (6/6-13/23)  
**Losing Streak:** 7 (7/30-8/6/22)



DATE	NO	TRANSACTION
4/7	1	INF Camden Duzenack reinstated from the Dev. List, transferred to AMA.
4/11	2	RHP Josh Green reinstated from the Dev. List, assigned to AMA.
4/11	3	RHP Jackson Goddard placed on the Dev. List.
4/12	4	LHP Joe Mantiply assigned to AMA on MLB Rehab Assignment.
4/14	5	INF Camden Duzenack transferred to RNO.
4/18	6	LHP Joe Mantiply recalled from MLB Rehab Assignment to ARI.
4/18	7	RHP Jackson Goddard reinstated from Dev. List, assigned to AMA.
4/20	8	OF Caleb Roberts placed on AMA IL.
4/21	9	RHP Raffi Vizcaino transferred from AMA to RNO.
4/21	10	INF Jonathan Guzman transferred to AMA from HIL.
4/21	11	LHP Hugh Fisher transferred to AMA from HIL.
4/22	12	RHP Michel Otanez placed on AMA IL.
4/25	13	RHP Byrce Jarvis transferred from AMA to RNO.
4/25	14	LHP Dillon Larsen transferred to AMA from HIL.
4/25	15	RHP Marcos Tineo transferred to AMA from HIL.
5/2	16	RHP Mitchell Stump transferred to AMA from RNO.
5/2	17	LHP Dillon Larsen transferred from AMA to HIL.
5/5	18	INF Tristin English transferred from AMA to RNO.
5/5	19	INF Kevin Vicuña signed by ARI, assigned to AMA.
5/7	20	INF Jonathan Guzman placed on AMA IL.
5/8	21	INF Jarrod Watkins transferred to AMA from HIL.
5/10	22	RHP Josh Green placed on AMA IL.
5/13	23	RHP Michel Otanez reinstated from AMA IL.
5/14	24	INF Neyfy Castillo placed on AMA IL.
5/16	25	OF Caleb Roberts reinstated from AMA IL.
5/16	26	RHP Endrys Briceno transferred to AMA from RNO.
5/16	27	RHP Marcos Tineo released.
5/19	28	INF Camden Duzenack reinstated from RNO IL, transferred to AMA.
5/19	29	LHP Hugh Fisher placed on Dev. List.
5/20	30	RHP Zach Davies assigned to AMA on MLB Rehab.
5/23	31	INF Neyfy Castillo reinstated from IL.
5/23	32	INF Seth Beer reinstated from Dev. List, transferred to AMA.
5/23	33	INF Kevin Vicuña placed on Dev. List.
5/23	34	INF Jarrod Watkins released.
5/25	35	RHP Endrys Briceno transferred from AMA to RNO.
5/25	36	RHP Conor Grammes transferred to AMA from HIL.
5/26	37	RHP Michel Otanez transferred from AMA to RNO.
5/26	38	LHP Hugh Fisher reinstated from Dev. List.
6/1	39	RHP Josh Green reinstated from IL.
6/1	40	LHP Hugh Fisher placed on Dev. List.
6/13	41	RHP Christian Montes De Oca placed on IL.
6/20	42	RHP Blake Workman released.
6/20	43	LHP Andrew Saalfank transferred from AMA to RNO.
6/20	44	RHP Michel Otanez transferred to AMA from RNO.
6/20	45	RHP Peter Solomon transferred to AMA from RNO.
6/21	46	INF Kevin Vicuña transferred from AMA to HIL.
6/24	47	RHP Jackson Goddard placed on AMA IL.
6/26	48	RHP Gerald Ogando transferred to AMA from HIL.
6/29	49	RHP Raffi Vizcaino reinstated from RNO IL, transferred to AMA.
6/29	50	RHP Christian Montes De Oca reinstated from IL.
6/29	51	LHP Jake Rice placed on Dev. List.
7/1	52	INF Kevin Vicuña transferred to AMA from HIL.
7/1	53	INF Deyvison De Los Santos placed on the Dev. List.
7/7	54	INF Julio Carrion transferred to AMA from VIS.
7/7	55	INF Ryan Bliss placed on Temp. Inactive List.
7/7	56	INF Jordan Lawlar placed on Temp. Inactive List.
7/9	57	RHP Deyni Olivero placed on Dev. List.
7/13	58	INF Jordan Lawlar reinstated from Temp. Inactive List.
7/13	59	C J.J. D'Orazio transferred to AMA from HIL.
7/13	60	LHP Yu-Min Lin transferred to AMA from HIL.
7/13	61	LHP Will Mabrey transferred to AMA from HIL.
7/13	62	INF Ivan Melendez transferred to AMA from HIL.

[illegible][illegible]



Game	Date	Opponent	W/L	Winning Pitcher	Losing Pitcher	Save	Record	Standing	Attendance	TOG
1	4/6	@ FRI	L, 12-4	Anderson, G (1-0)	Jarvis, B (0-1)	-	0-1	T-2nd (-1.0)	8,320	2:28
2	4/7	@ FRI	W, 3-1	Albright, L (1-0)	Krauth, N (0-1)	Backhus, K (1)	1-1	T-1st (+0.5)	8,655	2:16
3	4/8	@ FRI	W, 5-3	Rice, J (1-0)	Starr, N (0-1)	Vizcaino, R (1)	2-1	T-1st (+1.0)	9,030	2:57
4/9-10		OFF								
4	4/11	CC	L, 5-4	Melendez, J (1-0)	Patrick, C (0-1)	Macuare, A (1)	2-2	T-2nd (-1.0)	5,452	2:26
5	4/12	CC	W, 13-10	Mantiply, J (1-0)	Robaina, J (0-1)	-	3-2	T-1st (+1.0)	4,093	3:16
6	4/13	CC	W, 5-2	Jarvis, B (1-1)	Cobos, F (0-1)	Montes De Oca, C (1)	4-2	1st (+1.0)	4,547	2:39
7	4/14	CC	L, 13-10	Sprinkle, J (1-0)	Albright, L (1-1)	-	4-3	T-1st (+1.0)	6,417	2:54
8	4/15	CC	W, 5-3	Mantiply, J (2-0)	Gordon, C (0-2)	Backhus, K (2)	5-3	1st (+1.0)	6,146	2:28
9	4/16	CC	L, 11-5	Melendez, J (2-0)	Patrick, C (0-2)	-	5-4	T-1st (+1.0)	5,187	2:54
4/17		OFF								
10	4/18	@ NWA	L, 16-6	Del Rosario, Y (1-0)	Olivero, D (0-1)	-	5-5	T-1st (+1.0)	2,399	2:40
11	4/19	@ NWA	W, 5-0	Jarvis, B (2-1)	Veneziano, A (1-1)	-	6-5	T-1st (+1.0)	2,792	2:29
12	4/20	@ NWA	W, 3-2 (10)	Otanez, M (1-0)	Biasi, D (1-1)	Rice, J (1)	7-5	1st (+0.5)	3,751	3:08
13	4/21	@ NWA	L, 5-0	Hoffmann, A (2-1)	Hill, J (0-1)	-	7-6	T-1st (+1.0)	4,690	2:26
14	4/22	@ NWA	L, 5-0	Marsh, A (1-0)	Patrick, C (0-3)	-	7-7	T-1st (+3.0)	4,856	2:14
15	4/23	@ NWA	W, 6-2	Saalfrank, A (1-0)	Way, B (0-2)	-	8-7	T-1st (+0.5)	4,640	2:48
4/24		OFF								
16	4/25	FRI	W, 9-7	Rice, J (2-0)	Starr, N (1-2)	Backhus, K (3)	9-7	T-1st (+1.0)	3,231	2:34
17	4/26	FRI	W, 12-11 (10)	Workman, B (1-0)	Church, M (0-1)	-	10-7	1st (+1.0)	3,275	3:24
18	4/27	FRI	L, 5-1	Roby, T (1-2)	Bain, J (0-1)	-	10-8	1st (+0.5)	6,239	2:38
19	4/28	FRI	L, 12-6	Speas, A (1-0)	Patrick, C (0-4)	-	10-9	2nd (-0.5)	4,393	2:55
20	4/29	FRI	W, 11-4	Olivero, D (1-1)	Leiter, J (0-2)	-	11-9	1st (+0.5)	5,928	2:38
21	4/30	FRI	L, 12-7	Church, M (1-1)	Tineo, M (0-1)	-	11-10	T-1st (+0.5)	5,125	2:53
5/1		OFF								
22	5/2	@ CC	L, 3-1	Robaina, J (1-2)	Fisher, H (0-1)	-	11-11	T-2nd (-1.0)	2,774	2:05
23	5/3	@ CC	W, 3-0	Pope, A (1-0)	Kouba, R (1-1)	Backhus, K (4)	12-11	T-1st (+1.5)	2,401	2:15
24	5/4	@ CC	L, 6-1	Gordon, C (2-2)	Patrcik, C (0-5)	-	12-12	T-2nd (-1.0)	3,678	2:11
25	5/5	@ CC	W, 12-8	Goddard, J (1-0)	Plumlee, P (0-1)	-	13-12	T-1st (+2.5)	4,651	3:13
26	5/6	@ CC	L, 12-7	VanWey, L (1-0)	Tineo, M (0-2)	-	13-13	T-2nd (-1.0)	4,327	2:49
27	5/7	@ CC	L, 5-4	Arrighetti, S (2-2)	Albright, L (1-2)	McDonald, C (1)	13-14	T-2nd (-2.0)	4,726	2:28
5/8		OFF								
28	5/9	MID	L, 11-9	Supak, T (2-0)	Hill, J (0-2)	-	13-15	2nd (-3.0)	6,284	2:47
29	5/10	MID	W, 6-3	Saalfrank, A (2-0)	Salinas, R (1-2)	-	14-15	2nd (-2.0)	4,495	2:20
30	5/11	MID	L, 16-6	Pérez, F (1-0)	Olivero, D (1-2)	-	14-16	2nd (-3.0)	5,363	2:56
31	5/12	MID	L, 6-1	Cushing J (1-0)	Tineo, M (0-3)	-	14-17	3rd (-4.0)	7,165	2:27
	5/13	MID	PPD							
32	5/14(1)	MID	W, 10-1	Albright, L (2-2)	Ginn, J (0-2)	-	15-17	-	0	1:40
33	5/14(2)	MID	L, 13-1	Tomioka, S (1-0)	Hill, J (0-3)	-	15-18	3rd (-4.0)	4,621	2:32
5/15		OFF								
34	5/16	@ FRI	L, 3-2	Church, M (2-2)	Goddard, J (1-1)	Starr, N (1)	15-19	3rd (-4.0)	10,019	2:30
35	5/17	@ FRI	L, 10-4	Leiter, J (2-2)	Olivero, D (1-3)	-	15-20	T-4th (-4.0)	2,890	2:27
36	5/18	@ FRI	L, 7-1	Garcia, R (1-3)	Bain, J (0-2)	-	15-21	5th (-4.0)	3,480	2:13
37	5/19	@ FRI	W, 2-1	Albright, L (3-2)	White, O (1-1)	Rice, J (2)	16-21	T-4th (-4.0)	5,943	2:24 (1:53)
38	5/20	@ FRI	L, 8-7 (10)	Kelly, A (2-0)	Stumpo, M (0-1)	-	16-22	T-4th (-5.0)	7,070	3:26
39	5/21	@ FRI	W, 3-1	Patrick, C (1-5)	Church, M (2-3)	Montes De Oca, C (2)	17-22	T-4th (-5.0)	6,306	2:32
5/22		OFF								
40	5/23	@ SA	L, 14-4	Bachar, L (2-0)	Olivero, D (1-4)	-	17-23	5th (-5.0)	5,054	2:48
41	5/24	@ SA	L, 4-3	Hernandez, N (3-1)	Montes De Oca, C (0-1)	-	17-24	5th (-5.0)	4,990	2:35
42	5/25	@ SA	L, 5-4	Kopps, K (3-0)	Otanez, M (1-1)	Jacob, A (1)	17-25	5th (-6.0)	3,549	2:35
43	5/26	@ SA	L, 8-2	Wolf, J (3-5)	Hill, J (0-4)	-	17-26	5th (-7.0)	4,124	2:57
44	5/27	@ SA	W, 1-0	Patrick, C (2-5)	Snider, D (0-3)	Saalfrank, A (1)	18-26	5th (-6.0)	4,828	2:30
45	5/28	@ SA	W, 9-3	Grammes, C (1-0)	Henry, H (1-2)	-	19-26	5th (-5.0)	3,530	2:46
5/29		OFF								
46	5/30	SPR	W, 7-1	Bain, J (1-2)	Gragg, L (0-3)	-	20-26	5th (-4.0)	4,179	2:11
47	5/31	SPR	W, 13-8	Stumpo, M (1-1)	Sawyer, L (1-2)	-	21-26	4th (-4.0)	4,177	3:03
48	6/1	SPR	W, 3-2	Grammes, C (2-0)	Pereira, W (3-3)	-	22-26	4th (-4.0)	4,690	1:54
49	6/2	SPR	PPD							
49	6/3(1)	SPR	L, 5-4 (8)	Roycroft, C (1-0)	Backhus, K (0-1)	Granillo, A (2)	22-27	4th (-3.5)	-	2:26
50	6/3(2)	SPR	W, 6-1 (7)	Olivero, D (2-4)	Hernandez, K (5-2)	-	23-27	4th (-4.0)	6,502	1:39
51	6/4	SPR	L, 6-5	Sawyer, L (2-2)	Grammes, C (2-1)	-	23-28	4th (-4.0)	5,636	2:44





Game	Date	Opponent	W/L	Winning Pitcher	Losing Pitcher	Save	Record	Standing	Attendance	TOG
52	6/6	@ MID	W, 8-4	Albright, L (4-2)	Estes, J (3-4)	--	24-28	4th (-4.0)	3,738	2:33
53	6/7	@ MID	W, 4-0	Green, J (1-0)	Cusick, R (3-3)	--	25-28	3rd (-4.0)	3,042	2:35
54	6/8	@ MID	W, 12-3	Patrick, C (3-5)	Leal, D (2-2)	--	26-28	T-2nd (-3.0)	3,711	2:29
55	6/9	@ MID	W, 7-5	Olivero, D (3-4)	Howard, B (2-3)	Backhus, K (5)	27-28	T-2nd (-3.0)	6,290	2:19
56	6/10	@ MID	W, 13-10	Saalfrank, A (3-0)	Kubo, T (0-1)	Green, J (1)	28-28	2nd (-3.0)	5,032	2:46
57	6/11	@ MID	W, 4-1	Albright, L (5-2)	Estes, J (3-5)	Backhus, K (6)	29-28	2nd (-2.0)	2,190	2:23
	6/12	OFF								
58	6/13	SA	W, 10-2	Hill, J (1-4)	Wolf, J (5-6)	--	30-28	2nd (-1.0)	5,109	2:50
59	6/14	SA	L, 5-2	Quezada, J (1-1)	Patrick, C (3-6)	--	30-29	2nd (-2.0)	4,996	2:34
60	6/15	SA	L, 11-9	Blanchard, J (1-0)	Backhus, K (0-2)	Jacob, A (4)	30-30	2nd (-3.0)	5,703	3:36
61	6/16	SA	L, 12-9	Leasher, A (1-0)	Bain, J (1-3)	Malacki, B (1)	30-31	T-2nd (-4.0)	6,838	2:40
62	6/17	SA	W, 9-7	Saalfrank, A (4-0)	Gonzalez, B (0-1)	Green, J (2)	31-31	2nd (-3.0)	7,258	2:42
63	6/18	SA	L, 11-4	Wolf, J (6-6)	Goddard, J (1-2)	--	31-32	2nd (-4.0)	6,352	2:38
	6/19	OFF								
64	6/20	@ CC	L, 12-6	Brown, T (1-1)	Olivero, D (3-5)	--	31-33	T-2nd (-4.0)	3,351	3:03
65	6/21	@ CC	L, 5-4	Robaina, J (6-4)	Patrick, C (3-7)	McDonald, C (4)	31-34	3rd (-5.0)	3,587	2:28
66	6/22	@ CC	W, 7-5	Backhus, K (1-2)	Gaither, R (0-1)	--	32-34	T-2nd (-4.0)	4,084	2:55
67	6/23	@ CC	L, 10-9	Brown, T (2-1)	Stumpo, M (1-2)	--	32-35	3rd (-5.0)	4,612	2:57
68	6/24	@ CC	W, 5-3	Hill, J (2-4)	Chaidez, A (1-4)	--	33-35	T-2nd (-4.0)	6,008	2:35
69	6/25	@ CC	W, 6-3	Olivero, D (4-5)	Kouba, R (4-3)	--	34-35	2nd (-3.0)	5,991	2:18
				END OF 1ST HALF						
70	6/28	TUL	W, 6-4	Backhus, K (2-2)	Dodson, T (4-5)	--	35-35, 1-0	T-1st (+1.0)	4,723	2:25
71	6/29	TUL	W, 12-7	Pope, A (2-0)	Frasso, N (1-3)	Green, J (3)	36-35, 2-0	T-1st (+1.0)	5,419	2:57
72	6/30	TUL	L, 7-6 (13)	Fisher, B (5-1)	Grammes, C (2-2)	--	36-36, 2-1	T-2nd (-1.0)	6,731	3:42
73	7/1	TUL	W, 12-10	Backhus, K (3-2)	Acosa, A (0-3)	--	37-36, 3-1	T-2nd (-1.0)	6,860	3:28
74	7/2	TUL	PSTP							
74	7/3 (1)	TUL	W, 15-7	Olivero, D (5-5)	Casparius, B (0-3)	--	38-36, 4-1			1:54
75	7/3 (2)	TUL	W, 10-9	Montes De Oca, C (1-1)	Sublette, R (1-3)	Green, J (4)	39-36, 5-1	T-1st (+2.0)	7,588	2:26
76	7/4	@ SPR	L, 9-8	Martinez, J (2-1)	Backhus, K (3-3)	Sawyer, L (6)	39-37, 5-2	T-1st (+1.0)	6,423	3:05
77	7/5	@ SPR	L, 5-4	Sawyer, L (3-2)	Vizcaino (0-1)	--	39,38, 5-3	2nd (-1.0)	2,203	2:33
78	7/6	@ SPR	L, 5-3	Pope, B (1-1)	Montes De Oca, C (1-2)	Granillo, A (8)	39-39, 5-4	2nd (-1.5)	3,358	2:26
79	7/7	@ SPR	PSTP							
79	7/8 (1)	@ SPR	W, 4-3	Hill, J (3-4)	Pereira, W (5-5)	Pope, A (1)	40-39, 6-4		--	2:07
80	7/8 (2)	@ SPR	W, 7-6	Backhus, K (4-3)	Pope, B (1-2)	Green, J (5)	41-39, 7-4	2nd (-1.0)	4,200	2:16
81	7/9	@ SPR	W, 9-6	Ogando, G (1-0)	Komar, B (1-5)	Vizcaino, R (2)	42-39, 8-4	T-1st (+2.0)	2,517	2:56
	7/10-13	OFF		ALL-STAR BREAK						
82	7/14	FRI	L, 8-3	Wolfram, G (5-0)	Albright, L (5-3)	--	42-40, 8-5	2nd (-1.0)	7,015	2:37
83	7/15	FRI	W, 11-4	Hill, J (4-4)	Krauth, N (2-6)	--	43-40, 9-5	T-1st (+2.0)	6,871	2:33
84	7/16	FRI	W, 8-0	Lin, Y (1-0)	Bremer, N (0-1)	--	44-40, 10-5	T-1st (+3.0)	6,036	2:24
	7/17	OFF								
85	7/18	WCH	W, 10-7	Otanez, M (2-1)	Luna, C (1-6)	Mabrey, W (1)	45-40, 11-5	1st (+1.0)	4,394	2:23
86	7/19	WCH	W, 7-5	Grammes, C (3-2)	Floyd, T (2-2)	Backhus, K (7)	46-40, 12-5	1st (+2.0)	3,885	2:50
87	7/20	WCH	L, 4-1	Bentley, D (2-1)	Albright, L (5-4)	--	46-41, 12-6	1st (+2.0)	5,584	2:47
88	7/21	WCH	W, 3-2	Hill, J (5-4)	Raya, M (0-1)	Ogando, G (1)	47-41, 13-6	1st (+3.0)	7,120	2:08
89	7/22	WCH	W, 8-2	Lin, Y (2-0)	Adams, T (2-7)	--	48-41, 14-6	1st (+3.0)	6,538	2:24
90	7/23	WCH	L, 12-6	Mattson, I (1-1)	Ogando, G (1-1)	--	48-42, 14-7	1st (+2.0)	5,174	2:49
	7/24	OFF								
91	7/25	@ MID	L, 7-5	Feltman, D (5-1)	Otanez, M (2-2)	Juan, J (1)	48-43, 14-8	1st (+1.0)	2,455	2:47
92	7/26	@ MID	W, 9-1	Albright, L (6-4)	Beers, B (2-6)	--	49-43, 15-8	1st (+2.0)	2,655	2:40
93	7/27	@ MID	L, 4-1	Cushing, J (5-4)	Hill, J (5-5)	Tomioka, S (2)	49-44, 15-9	1st (+1.0)	3,293	2:18
94	7/28	@ MID	L, 10-9	De La Cruz, J (1-0)	Ogando, G (1-2)	Baum, T (1)	49-45, 15-10	T-1st (+1.0)	3,712	2:51
95	7/29	@ MID	W, 7-3	Mabrey, W (1-0)	Leal, D (3-5)	--	50-45, 16-10	T-1st (+2.0)	4,350	2:26
96	7/30	@ MID	W, 6-2	Patrick, C (4-7)	Holman, G (0-2)	--	51-45, 17-10	1st (+1.0)	2,041	2:25
	7/31	OFF								
97	8/1	CC	W, 7-5	Albright, L (7-4)	Gomez, C (1-3)	Mabrey, W (2)	52-45, 18-10	1st (+2.0)	4,536	2:35
98	8/2	CC	L, 13-11	Henley, B (2-4)	Backhus, K (4-4)	--	52-46, 18-11	1st (+1.0)	4,507	2:51
99	8/3	CC	W, 4-3	Rice, J (3-0)	Brown, T (3-2)	--	53-46, 19-11	1st (+2.0)	6,008	2:33
100	8/4	CC	L, 6-3	Robaina, J (8-4)	Lin, Y (2-1)	--	53-47, 19-12	1st (+1.0)	5,614	2:43
101	8/5	CC	W, 8-7	Backhus, K (5-4)	VanWey, L (1-1)	--	54-47, 20-12	1st (+2.0)	6,175	2:58
102	8/6	CC	L, 14-8	Macuare, A (1-1)	Albright, L (7-5)	--	54-48, 20-13	1st (+1.0)	5,875	3:08
	8/7	OFF								

[illegible]