

Oklahoma City Comets 2025 Media Guide



Proud Triple-A Affiliate of the
2024 World Series Champion
Los Angeles Dodgers

OKLAHOMA CITY COMETS TEAM INFORMATION

Team Directory 3

Diamond Baseball Holdings 4

Los Angeles Dodgers Affiliation/PDL License 5

2024 World Series Champion Los Angeles Dodgers 6

Introducing the Oklahoma City Comets 7

Recent Awards for the Oklahoma City Comets 9

Chickasaw Bricktown Ballpark Information 11

Ballpark Improvements 13

Oklahoma City Triple-A Baseball Hall of Fame 16

OKC Comets in the Community 17

Professional Sports Catering 24

2025 OKC COMETS

Field and Support Staff 26

Player Profiles 29

2024 REVIEW

Season Recap 74

Final Stats 75

Day-By-Day Results 78

Transactions 80

OKLAHOMA CITY BASEBALL HISTORY AND RECORDS

Club Game Records 83

Individual Game Highlights 87

Club Season Records 93

Individual Season Records 94

Individual Career Records 99

Additional Club Marks 105

The Last Time It Happened 116

Oklahoma City Playoff History 122

Oklahoma City History By Year 126

Oklahoma City All-Time Roster 127

PACIFIC COAST LEAGUE INFORMATION AND OPPONENTS/2024 REVIEW

Pacific Coast League/2025 Rules 138

2024 PCL Review 139

Opponents 140

LOS ANGELES DODGERS ORGANIZATION

Los Angeles Dodgers Staff/Top Prospects 151

Los Angeles Dodgers Affiliates 152

Los Angeles Dodgers Minor League Records 153

Los Angeles Dodgers 2025 Schedule 154

MEDIA INFORMATION

OKC Comets Media Information/Policies/Los Angeles Dodgers PR Contacts 156

OKC Comets Broadcast Information 158

Transaction Terminology 159



The 2025 Oklahoma City Comets Media Guide was prepared, written and designed by the OKC Comets Communications Department: Alex Freedman, Director of Communications and Broadcasting, Lisa Johnson, Communications Manager and Jordan Gurwitz and Danny Kotula, Communications Assistants.

Included photos and information courtesy of the Los Angeles Dodgers, Jon SooHoo/Los Angeles Dodgers, Carrie Girodano/Los Angeles Dodgers, Katie Chin/Los Angeles Dodgers, *Baseball America*, Minor League Baseball, Major League Baseball, Pacific Coast League and OKC Comets. Special thanks to Los Angeles Dodgers Public Relations, members of the Pacific Coast League, Jim Byers, Rowan Kavner, Ryan McGhee, Cary Osborne, the OKC Comets Marketing Department and OKC Comets team photographers: Eddie Kelly, Ron Lane and Cody Roper.

OKC COMETS INFORMATION





OKLAHOMA CITY COMETS

Chickasaw Bricktown Ballpark
2 S. Mickey Mantle Dr.
Oklahoma City, OK, 73104
(405) 218-1000

okccomets.com | info@okccomets.com

Team Executives

Owner	Diamond Baseball Holdings, LLC
Executive Chairman (DBH)	Pat Battle
Chief Executive Officer (DBH)	Peter B. Freund
President/General Manager	Michael Byrnes
Assistant General Manager	Kyle Daugherty

Corporate Partnership Sales & Services

VP, Corporate Partnerships	Brett Bloomquist
Director, Partnership Sales	Ryan Vanlow
Partner Services Coordinator	Anna Mashburn
Partner Services Coordinator	Alex Moore

Marketing and Communications

VP, Marketing and Communications	Ben Beecken
Director, Communications and Broadcasting	Alex Freedman
Director, Video and Game Presentation	A.J. Navarro
Communications Manager	Lisa Johnson
Creative Services Manager	Noah Conner
Marketing Coordinator	Maggie Cleeland
Creative Services Specialist	Caroline Yeager
Communications Assistant	Jordan Gurwitz
Communications Assistant	Danny Kotula
Entertainment Coordinator	Tessa Dorrell
Social Media Coordinator	Justin Arney
Graphic Designer	Chelsea Morgan

Ticket Sales

Director, Ticket Operations	Liz Adams
Premium Sales Manager	Brian Smith
Ticket Operations Coordinator	Ethan Smith
Membership Experience Manager	Sarah Bischoff
Business Development Manager	Madison Atwell
Business Development Manager	Dawson Hicks
Business Development Manager	Kyle Morawski
Season Ticket Sales Manager	Dakota Jacobs
Group Sales Manager	Alexa Major
Group Account Executive	Charlie Bullock
Group Account Executive	Cole Emmons
Group Account Executive	Heath Monroe
Group Sales Representative	Brandon Rickey
Account Executive	Keenan Jones
Inside Sales Representative	Jamie Buchli
Membership Experience Coordinator	Carly Fields

Operations

VP, Operations	Mitch Stubenhofer
Operations Manager	Tyler Miller
Facility Operations Manager	Dick Torrey
Head Groundskeeper	Jeff Jackson
Assistant Groundskeeper	Andy Crowley
Facilities Coordinator	Mike Johnson
Baseball Operations Coordinator	Billy Maloney

Special Events

Manager, Special Events	Madison Duncan
-------------------------------	----------------

Team Store

Retail Operations Coordinator	Mark Smith
Retail Operations Coordinator	Tyler Sandbo

Finance and Administration

VP, Finance and Accounting	John MacDonald
Office Administrator	Travis Hunter

Professional Sports Catering

Director of Food Service Operations	Will Fenwick
Executive Chef	Dwayne White
Catering Coordinator	Erica Handegard
Concessions Manager	Scott Christy
Business Manager	Melody Barnard



OKC Enters Fourth Year As Part of Diamond Baseball Holdings

Diamond Baseball Holdings (DBH) acquired the Oklahoma City Comets in December 2021 during DBH's inaugural year and as one of DBH's first 10 teams. Oklahoma City is now one of 42 Minor League Baseball teams that make up the DBH team portfolio.

DBH was founded in 2021 to support, promote and enhance Minor League Baseball Clubs affiliated with Major League Baseball through professional management, best practices, innovation and investment. Oklahoma City was one of the first 10 MiLB franchises acquired by DBH and the organization has continued to experience brisk growth, most recently adding 12 additional teams in 2024.

"Joining DBH is another step toward furthering our commitment to contributing meaningfully to the Oklahoma City community," OKC Comets President/General Manager Michael Byrnes said in a 2021 statement. "Along with DBH, we will continue to deliver a next-level experience in Minor League Baseball, with the same traditions we know and love. I trust that joining DBH will serve everyone well into the future."

As part of DBH, Oklahoma City works closely with Diamond Baseball Holdings' leadership, including Pat Battle, Executive Chairman of DBH, and Peter B. Freund, CEO of DBH, to realize the club's goals.

"Diamond Baseball Holdings will be global in our ambitions and hyper-local in our approach, and creating incredible fan experiences will remain our number one priority," Battle and Freund said in a 2021 statement. "Additionally, we look forward to providing opportunities for growth to the employees of PDL Clubs whose passion and ingenuity have built the sport through the decades."

In 2022, DBH announced that Silver Lake, a global leader in technology investing with professionals based in North America, Europe and Asia, became its new ownership partner and Silver Lake acquired DBH from Endeavor, a global sports and entertainment company.

"Since its launch, DBH has established a leadership position in Minor League Baseball, with its clubs playing a pivotal role in local communities across the U.S.," Stephen Evans, Managing Director of Silver Lake, said in a 2022 statement. "Given the massive live audience and reach of the minor league, we believe there is a large opportunity to invest further to support growth, drive technology-related innovation and offer improved experiences for all stakeholders. We are excited to partner with Pat, Peter and their team to help advance DBH's mission, particularly with investment in digital technologies that are transforming baseball's landscape today."

As stated on the DBH website, "DBH harnesses the magic of Minor League Baseball through iconic clubs across North America to preserve our national pastime by driving the future of the sport forward through innovation and best-in-class experiences that impact local communities and provide fun, affordable, family entertainment accessible to everyone."



DBH's Pat Battle and Peter Freund



DIAMOND BASEBALL HOLDINGS™

Diamond Baseball Holdings Team Portfolio

Entering the 2025 season, Oklahoma City is one of 42 Minor League Baseball teams that make up the DBH team portfolio.

Triple-A Teams (MLB affiliate)

Albuquerque Isotopes (Colorado Rockies)
Charlotte Knights (Chicago White Sox)
Gwinnett Stripers (Atlanta Braves)
Iowa Cubs (Chicago Cubs)
Louisville Bats (Cincinnati Reds)
Memphis Redbirds (St. Louis Cardinals)
Norfolk Tides (Baltimore Orioles)
Oklahoma City Comets (Los Angeles Dodgers)
Omaha Storm Chasers (Kansas City Royals)
Scranton/Wilkes-Barre RailRiders (New York Yankees)
St. Paul Saints (Minnesota Twins)
Syracuse Mets (New York Mets)
Worcester Red Sox (Boston Red Sox)

Double-A Teams (MLB affiliate)

Altoona Curve (Pittsburgh Pirates)
Arkansas Travelers (Seattle Mariners)
Binghamton Rumble Ponies (New York Mets)
Birmingham Barons (Chicago White Sox)
Columbus Clingstones (Atlanta Braves)
Harrisburg Senators (Washington Nationals)
Midland RockHounds (Athletics)
New Hampshire Fisher Cats (Toronto Blue Jays)
Portland Sea Dogs (Boston Red Sox)
Springfield Cardinals (St. Louis Cardinals)
Tulsa Drillers (Los Angeles Dodgers)
Wichita Wind Surge (Minnesota Twins)

High-A Teams (MLB affiliate)

Brooklyn Cyclones (New York Mets)
Dayton Dragons (Cincinnati Reds)
Hickory Crawdads (Texas Rangers)
Hudson Valley Renegades (New York Yankees)
Lansing Lugnuts (Athletics)
Rome Emperors (Atlanta Braves)
Tri-City Dust Devils (Los Angeles Angels)
Vancouver Canadians (Toronto Blue Jays)
Winston-Salem Dash (Chicago White Sox)

Single-A Teams (MLB affiliate)

Augusta GreenJackets (Atlanta Braves)
Fresno Grizzlies (Colorado Rockies)
Hub City SpartaBurgers (Texas Rangers)
Inland Empire 66ers (Los Angeles Angels)
Modesto Nuts (Seattle Mariners)
Rancho Cucamonga Quakes (Los Angeles Dodgers)
Salem Red Sox (Boston Red Sox)
San Jose Giants (San Francisco Giants)

2025 Marks OKC's 11th Year as Los Angeles Dodgers' Triple-A Affiliate

Oklahoma City enters its 11th year as the Triple-A affiliate of the Los Angeles Dodgers with the start of the 2025 season and OKC will remain the Dodgers' top-level Minor League affiliate for years to come.

The teams most recently signed a 10-year Professional Development League (PDL) license agreement in early 2021 that extended the affiliation between OKC and the Dodgers through the 2030 season.

The affiliation between the teams originally began in September 2014 when the Oklahoma City franchise was purchased by Mandalay Baseball, LLC – a partnership between Los Angeles Dodgers ownership and an investor group led by Mandalay Entertainment Chairman and CEO and Los Angeles Dodgers co-owner Peter Guber. A two-year affiliation extension was announced in September 2018 prior to the most recent 2021 agreement which was followed by the OKC franchise being purchased by Diamond Baseball Holdings in December 2021.

"Being part of the Los Angeles Dodgers' organization and family...has been incredible," OKC Baseball Club President/General Manager Michael Byrnes said in a 2018 statement. "There's been an impressive string of on-field success in Oklahoma City and beyond, and the great fans of our city and state now bleed blue."

The Dodgers are the fifth MLB parent club to call Oklahoma City its Triple-A home, following the Houston Colt .45s/Astros (1962-72; 2011-14), Cleveland Indians (1973-75), Philadelphia Phillies (1976-82) and Texas Rangers (1983-2010).



Los Angeles Dodgers and Oklahoma City Affiliation By the Numbers

4 — Times the Los Angeles Dodgers have played in the World Series since 2015.

279 — Amount of roster moves OKC had during the 150-game and 178-day regular season in 2024. OKC had more roster transactions than any other team in the 10-team Pacific Coast League last season.

5 — Seasons OKC has finished with 79 or more wins since 2015. Prior to the Dodgers affiliation, OKC posted 79 or more wins four times over a span of 17 seasons from 1998-2014.

696 — Oklahoma City's total wins since 2015 are the most of any team in the Pacific Coast League and rank third-most among all 30 Triple-A teams since 2015 (nine seasons).

About Professional Development League (PDL) Licenses

The 2021 season brought significant change to Minor League Baseball, as well as an extended partnership between Oklahoma City and the Los Angeles Dodgers.

Major League Baseball and Minor League Baseball previously operated separately and worked together via a Professional Baseball Agreement that expired Sept. 30, 2020. MLB has since taken over running affiliated Minor League Baseball and has reorganized the player development system, working to ensure new sets of standards for facilities and player working conditions throughout the Minors, as well as placing an emphasis on affiliates' geographic proximity to their Major League club partners, reducing in-season travel for players and coaches and increasing player salaries.

Oklahoma City was one of 120 Minor League Clubs to accept invitations in early 2021 to become a Professional Development League (PDL) license holder and OKC signed a 10-year partnership with the Los Angeles Dodgers to remain their Triple-A affiliate through 2030.

In addition, the 11 leagues that make up four levels of the Minor Leagues were restructured and MLB Clubs now have four Minor League affiliates — one at each of the Triple-A, Double-A, High-A and Single-A levels.





Los Angeles Dodgers Win 2024 World Series; Roster Includes Several OKC Ties

By winning the 2024 World Series, the Los Angeles Dodgers secured their eighth World Series championship and second in five seasons.

During the Dodgers’ affiliation with Oklahoma City, Los Angeles has made four World Series appearances since 2015, winning titles in both 2020 and 2024.

Los Angeles’ official 26-man 2024 World Series roster included 14 former OKC players and 18 of the players on the Dodgers’ World Series roster donned an Oklahoma City uniform at some point since the affiliation between the teams began in 2015, including those who did so as part of Major League Rehab Assignments.

Additionally, a total of 12 players on the Dodgers’ 2024 World Series roster played with Oklahoma City at some point during the 2024 season, including eight players who spent time on OKC’s Triple-A roster as part of Major League Rehab Assignments.

Throughout the entire 2024 season, 35 players appeared on both the Oklahoma City roster and the Los Angeles Dodgers roster, including those on rehab assignments.

In 2020, the Dodgers’ World Series roster had 16 former OKC players, including eight who spent time in OKC during the 2019 season (the 2020 MiLB season was canceled due to the COVID-19 pandemic).



Photos by Jon Soohoo/Los Angeles Dodgers and Katie Chin/Los Angeles Dodgers.



Comets Era Lands in OKC

The lights dimmed at Chickasaw Bricktown Ballpark and an eager crowd of about 3,000 people turned their gaze to the center field video board.



Soon an image of a glowing comet soaring through the night sky illuminated the screen as the next chapter in Oklahoma City's Triple-A baseball history was unveiled.

The Oklahoma City Comets had arrived.

The team's new Comets identity reaches back to Oklahoma baseball history, celebrates the team's current affiliation with the Los Angeles Dodgers and OKC's connections to the aerospace industry, while also looking to the future with a fun and hopeful spirit.

Team officials revealed the new name, look and brand during a free, public event and ceremony Oct. 26, 2024 at Chickasaw Bricktown Ballpark. The lively and festive atmosphere included carnival games, a drone show, live band, fireworks, first looks at the team's new uniform sets, the unveiling of a 20-foot-by-20-foot Comets mural, the introduction of the team's new manager for 2025 and access to a revamped team store stocked with new merchandise.

"We wanted our new name and brand to be something that reflects Oklahoma's rich baseball history and our affiliation with the Dodgers, but is also uniquely ours and embraces the future of our city and state," Oklahoma City Comets President/General Manager Michael Byrnes said in a news release.

In addition to being OKC's parent club, the Los Angeles Dodgers were also part of OKC's team ownership group until 2021. The



Dodgers allowed OKC to continue using the Dodgers name as the franchise transitioned to new ownership with Diamond Baseball Holdings. In December 2023, OKC announced an upcoming name change and played

the 2024 season as the Oklahoma City Baseball Club with the focus on creating an identity that reflected the local community.

Key stakeholders and community members played a significant role in selecting the new team name as the organization hosted focus groups and reviewed a high volume of feedback from fans via social media and email submissions.

The Comets soared to the top.

"We appreciate our community of fans who provided input into the new name and brand and who have supported this team throughout the years — since 1962," Byrnes said in a news release. "Our commitment is to continue to provide the same fun, family-friendly game day experience our fans have come to expect — now with new signage, new uniforms and mascots."

The meaning behind the new name, as well as its many ties to Oklahoma, is significant.

Hall of Fame center fielder Mickey Mantle has always had a key presence at Chickasaw Bricktown Ballpark and is one of the greatest baseball players to hail from the

state of Oklahoma. He was born in Spavinaw, Okla., and grew up in Commerce, Okla., becoming known as the "Commerce Comet" during his legendary career. Mantle slugged 536 home runs and won seven World Series titles during his 18 years with the New York Yankees and is one of the inspirations behind the Oklahoma City Comets name.



Mantle has been celebrated at Chickasaw Bricktown Ballpark for years. A nearly eight-foot-tall bronze statue of Mantle greets fans outside of the Mickey Mantle Gate entrance and his photo hangs in the Legends Lounge. Chickasaw Bricktown Ballpark stands on Mickey Mantle Drive and Mantle's likeness can be seen gracing the end of each aisle of seats throughout the stadium.

As the Comets brand developed further, a space theme emerged inspired by the legendary "shooting ball" logo of Oklahoma City's parent club the Los Angeles Dodgers and Oklahoma's impact on and stake in the aerospace industry.

Additionally, space and space exploration encourages looking to the future and consider what is possible — similar to the hopeful feeling baseball fans share each spring as their team takes the field to embark on a new season or the aspirations shared by youth players on baseball diamonds throughout Oklahoma aiming to soar to success like the "Commerce Comet."



"Hearing the whole story behind it and everything, it's freaking awesome," said Tim Jenne, an OKC season ticket member who attended the Oct. 26 event. "The uniforms and stuff look great — the whole concept behind it. This has been a great night."

The Comets name is the sixth in Oklahoma City's Triple-A franchise history, following the Oklahoma City 89ers (1962-97), Oklahoma RedHawks (1998-2009), Oklahoma City RedHawks (2010-2014), Oklahoma City Dodgers (2015-23) and Oklahoma City Baseball Club (2024).

The team remains the Los Angeles Dodgers Triple-A affiliate through at least 2030 under the current Professional Development League license, featuring players one step away from Major League Baseball for years to come. The top talent in the Los Angeles Dodgers farm system will continue to take the field in Oklahoma City.

The stadium will receive a fresh look for next season with updated Comets branding and signage throughout the stadium. New marks, logos and colors will be seen throughout the ballpark and players will take the field in Comets uniforms and hats for the first time in 2025. The on-field entertainment crew will receive a fresh identity and uniforms for 2025 and will be joined by new mascots anxiously awaiting the chance to meet with fans.





OKLAHOMA CITY COMETS
LOGOS & UNIFORM INFO



Primary Logo



Secondary Logo



Home Cap Logo



Road Cap Logo



Alternate Cap Logo



Alternate Logo




Vertical Word



Secondary Logo



Alternate Logo



Pacific Coast League Champions (2023)

The 2023 season ended with Oklahoma City winning the Pacific Coast League Championship.

OKC claimed its first league title since 1996 and fifth league title in the franchise's history after the team also won PCL titles in 1963 and 1965 and American Association titles in 1992 and 1996 as the 89ers.

OKC finished the regular season with a 90-58 record overall and with the most wins for an Oklahoma City team in a single season during the Bricktown era (since 1998). The team's 90 wins were the second-most wins in Oklahoma City's Triple-A history (since 1962) behind only the 1965 89ers, who finished 91-54.


Oklahoma City's 90 wins tied for the most in the Minors in 2023 with Triple-A National Championship Game opponent Norfolk (90-59) and OKC became just the second PCL team since 2006 to notch at least 90 wins, joining the 2017 Memphis Redbirds (91-50). OKC also became just the fourth PCL team over the last 23 seasons to reach 90 wins.

Oklahoma City finished in first place in the overall PCL standings in 2023, marking the fourth time that has happened during the team's Bricktown era (also 2005, 2013 and 2015). OKC held at least a share of first place in the league standings for all but seven days during the season, first from April 1-Aug. 25 and again from Sept. 2 to the end of the season.

Oklahoma City clinched the Pacific Coast League's first-half championship as well as a playoff berth June 14 with a 46-19 record — 11 days before the first half officially ended June 25. Oklahoma City went on to finish the first half with a 50-23 record, and as first-half champions earned the honor of hosting the PCL Championship Series during the final week of September.

The team went on to sweep Round Rock in two games of a best-of-three PCL Championship Series at Chickasaw Bricktown Ballpark.

Oklahoma City proceeded to make its first appearance in a Triple-A National Championship Game and first in postseason interleague competition during the franchise's Bricktown era (since 1998) and PCL history (1963-68; 1998-2023). OKC played International League Champion Norfolk, Triple-A affiliate of the Baltimore Orioles, to close out the season. OKC put together a four-run rally with two outs in the bottom of the ninth inning, but Norfolk held on to defeat OKC, 7-6, in the Triple-A National Championship Game.



Golden Bobblehead - Best In-Game Promotion/Feature (2021)

Between innings on a warm July evening in 2021, Revel: Speed Painter stood in front of a large, black canvas and finessed paint with brushes and his hands. In under two minutes, he completed a portrait of baseball legend Jackie Robinson — live and upside down. He went on to speed paint Los Angeles Dodgers pitcher Clayton Kershaw and a ballpark image as well later in the evening.

The unique performance won Oklahoma City its first-ever Golden Bobblehead award during the December 2021 Baseball Winter Meetings in Orlando. The Golden Bobblehead awards are given annually by Minor League Baseball for the top promotional activities

and events MiLB's 120 teams develop and put on during the year. Six awards were given out for the 2021 season and Oklahoma City won the Golden Bobblehead for Best In-Game Promotion/Feature for Revel's performance.



"Winning our first Golden Bobblehead award is another benchmark for our organization," Oklahoma City Comets President/General Manager Michael Byrnes said in a MiLB release. "I'm proud of our team members for not only devising the idea of having a performance artist be part of our game presentation, but also finding a way to make it work with the unique constraints within a baseball game. We'd also like to recognize Revel, because without his incredible talent and willingness to try something new, this would have never happened."



Best of the Ballparks (2020)

Chickasaw Bricktown Ballpark stood tall after topping the competition and winning the 2020 Triple-A Best of the Ballparks presented by *Ballpark Digest*. The contest involved all 30 Triple-A teams in a bracket-style tournament from June 18-July 10, 2020. Popular vote through the publication's website, ballparkdigest.com, determined winners each round.

"We are honored to have been chosen as the Triple-A winner of the Best of the Ballparks competition," OKC Comets President/General Manager Michael Byrnes said. "This isn't a win for our organization as much as it is for our incredible fans. It speaks volumes about their dedication to send us to victory in a year we were not able to host baseball."

According to *Ballpark Digest*, the 2020 competition produced a record-setting 145,695 votes cast in the Triple-A phase of the contest, with Chickasaw Bricktown Ballpark winning 53 percent of the vote in the finals against Riverfront Stadium in Wichita, Kan.

"Chickasaw Bricktown Ballpark is one of the great ballparks in all of baseball, so it's great to see the fans voting it the best in Triple-A ball," said *Ballpark Digest* publisher Kevin Reichard.

Chickasaw Bricktown Ballpark has received numerous accolades, including being named the No. 2 minor league ballpark in the country by *Baseball America* during its inaugural season. The 2013 10Best Readers' Choice Awards, presented by *USA Today*, hailed Chickasaw Bricktown Ballpark as one of the top 10 minor league stadiums in the United States.



Triple-A Bob Freitas Award (2018)

Baseball America named Oklahoma City the winner of the 2018 Triple-A Bob Freitas Award, presenting the honor during the 2018 Baseball Winter Meetings in Las Vegas.

"The Bob Freitas Award is one of the highest achievements a minor league baseball team can receive, and we are honored to have been selected by *Baseball America*," OKC Comets President/General Manager Michael Byrnes said. "This award isn't possible without the support of our community, our fans and our passionate and creative team members that drive our success."


The annual award is given to one team in each of the four classifications of Minor League Baseball and the criteria are based on community involvement, long-term business success and consistent operational excellence.

The award's namesake, Bob Freitas, was a legendary minor league baseball operator who also served as an ambassador and promoter of the game. Other recipients of 2018 Bob Freitas Awards were Tennessee (Double-A), Winston-Salem (Single-A) and Spokane (Short-Season).

This marked the first time the Oklahoma City franchise has been named recipient of the award since the honor began in 1989 and the first time since 1995 a Los Angeles Dodgers affiliate at any level has won the award.

"We try to look at the totality of a minor league operation when picking our honorees," *Baseball America* Executive Editor J.J. Cooper said. "Oklahoma City... (has) consistently stood out for the impact they make in their community, the success of their gameday operations and their ability to use their stadium to bring in a wide variety of successful events."





Chickasaw Bricktown Ballpark celebrated its 25th anniversary season in 2023.

The ballpark opened in April 1998 and was constructed as part of the original Metropolitan Area Projects or MAPS. MAPS is "Oklahoma City's visionary capital improvement program for new and upgraded sports, recreation, entertainment, cultural and convention facilities" funded by a temporary one-cent sales tax approved by OKC voters in December 1993, according to the City of OKC website.

OKC was considered to be the first city in the United States to undertake a public facility enhancement project of this size. The original MAPS tax expired July 1, 1999 and during the 66 months it was in effect collected more than \$309 million and about \$54 million more in interest on deposited tax revenue, according to the City of OKC website.

The \$34 million Chickasaw Bricktown Ballpark was the first project completed under original MAPS, that also included projects such as the Bricktown canal, Paycom Center, Civic Center Music Hall, the Oklahoma River and Cox Convention Center, which is now Prairie Surf Studios. The dedication of the Ronald J. Norick Downtown Library in August 2004 completed the original MAPS projects.

To celebrate the ballpark's milestone anniversary in 2023, the Oklahoma City Triple-A Baseball Hall of Fame was formed and the inaugural HOF class inducted. Also, commemorative city-themed jerseys were unveiled and the organization's 405 area code caps debuted on the field.



**Former Oklahoma City Mayor
Mick Cornett:**

"If you wanted to trace Oklahoma City's renaissance back to a single moment, I think it would be the opening of Chickasaw Bricktown Ballpark. We were coming through a rough time in Oklahoma City's history. No one knew what a completed MAPS project would look like and some people wondered whether the city could actually pull this off. But when the public walked into the beautiful ballpark, and it exceeded all expectations, they realized Oklahoma City had — in baseball talk — hit this one out of the park. There was a sense of pride and unity, and the beginning of a momentum that still exists today."



**Former Pacific Coast League
President Branch B. Rickey:**

"As I look back over this track record of ours in Minor League Baseball, I would say there is no facility that I can point to, no other facility, that has been a more impressive accomplishment ... Never before had I witnessed such a historical importance of a ballpark in a marketplace — and never since."

(above comments from Chickasaw Bricktown Ballpark's 20th anniversary celebration in 2017)

Ballpark Breakdown

Grand Opening

April 16, 1998: Edmonton vs. Oklahoma

Seating Capacity

9,000 in current configuration

Field Dimensions

Left Field: 325 feet; Right Field: 325 feet;

Center Field: 400 feet

Exterior

About 480,000 bricks make up the ballpark's exterior.

Left Field LED Board

A 10-foot tall, 185-foot long LED board was added for the 2011 season and replaced prior to the 2025 season.

Center Field Video Board

During the 2016 season, a video board measuring 32 feet tall by 56 feet wide (covering almost 1,600 square feet) replaced the original scoreboard.

Architect / General Contractor

Architectural Design Group, OKC /
Boltd Construction Co., OKC



**Accessibility/ADA Accommodations:**

Accessible seating is available throughout the ballpark in all ticket price ranges. Companion seating is also available.

Clubhouses: Home and visiting team clubhouses, as well as additional locker rooms for tournaments, are located below ground on the lower level. The home clubhouse features weight-training facilities, hydrotherapy tubs and aerobic areas. An underground, all-weather batting tunnel is shared with visiting teams. The Comets dugout is located on the third base side of the field and the visiting dugout on the first base side.

Elevators: Located behind first and third base, two elevators provide access to the basement, suite and press levels of the ballpark.

Food and Beverage: Concession stands are located throughout the main concourse and terrace, offering a variety of food and beverage options. Club seat and suite holders receive service at their seats from wait staff.

Cashless: Chickasaw Bricktown Ballpark is a cashless facility at all points of sale. All major credit and debit cards as well as Apple Pay and Google Pay will be accepted for purchases throughout the ballpark. Fans who do not have a credit or debit card or other form of digital payment will be able to exchange cash for a Comets Cash card at the main ticket office that can be used at ballpark concession stands.

Bag Policy: Only certain bags meeting the following criteria are allowed into the stadium:

- Bags that are clear plastic, vinyl or PVC and do not exceed 12 inches by 6 inches by 12 inches. A logo no larger than 4 inches by 4 inches may be displayed on one side of a permissible clear bag.
- One-gallon clear, plastic resealable bag (Ziploc bag or similar).
- Small clutch bags, which cannot exceed 7 inches by 9 inches in size.
- Exceptions will be made for diaper bags and medically necessary items after proper inspection.

Customer Service: The Customer Service Booth is located behind section 113. Fans attending an OKC Comets game can text HELP to (405) 218-2121 to communicate with a staff member.

Merchandise: The Team Store is located on the third base side of the ballpark with access from the concourse behind section 102 or from the outside along Mickey Mantle Drive. OKC Comets gear can also be purchased online at okccomets.milbstore.com.

Playing Field: The turf was installed in 2019 and consists of drought-tolerant Bermuda grass called TifTuf. The turf is grown on a 10-inch, sand-based root-zone that tops a web of drainage tiles inlaid in a four-inch layer of pea gravel. This gravity-based drainage system is capable of draining 24 inches of rain per hour.

Volney Meece Memorial Press Box: The press box is located on the third floor, or press level, of the ballpark. The press box is accessible from the elevators and stairs near the first and third base entrances to the suites. Proper credentials are required for admittance.

Single-Game Tickets: All tickets are digital and available for purchase online at okccomets.com. Fans will scan their tickets from their mobile device at touchless scanners. Children ages two and under are admitted free of charge if they do not need a seat. Ticket prices for adults start at \$12.

Suites: The ballpark has multiple suites on two levels. All suites are air-conditioned, have wet bars, televisions, as well as indoor and outdoor seating.

Home Game Times: First pitch for the majority of Comets home games is scheduled for 7:05 p.m. (CDT). A complete schedule is located at okccomets.com. Gates typically open one hour prior to first pitch.

Ticket Office: The ticket office is located on the west side of Chickasaw Bricktown Ballpark along South Mickey Mantle Drive.

Contact Info: Chickasaw Bricktown Ballpark
2 S. Mickey Mantle Dr.
Oklahoma City, OK 73104
(405) 218-1000

A new baseball season brings fresh upgrades and amenities to Chickasaw Bricktown Ballpark.

2025

The 2025 season marks the first for the Oklahoma City Comets to take the field in Bricktown. Along with the new team moniker, new Comets signage, colors, logos and a rebranded Team Store will greet fans at Chickasaw Bricktown Ballpark.

A colorful, 20-foot-by-20-foot Comets mural by Oklahoma City artist Barrett Tarr, aka Kid Lennon, dazzles on the concourse floor just inside the home plate Johnny Bench Gate. Additional art by Kid Lennon will be featured in the entertainment suites throughout the club and press levels.

The 10-foot tall, 185-foot long LED board in left field, which was originally installed for the 2011 season, has been replaced with a brand-new, modern version and state-of-the-art technology to enhance the viewing experience of fans and improve the board's entertainment, marketing and promotional capabilities. Additional new LED boards were installed along the first base line and near the ballpark's main entry gates.

Behind the scenes, work continued on multi-year HVAC and fire suppression system projects.

2024

Prior to the start of the 2024 season, five new Walker Companies 4Tops tables were added to the top of section 109 near home plate. The premium seating area now stretches from section 107-109 and offers mesh seats and a half-moon table for a group of four to enjoy all-inclusive food, soda, water and two drink tickets for beer or wine as well as in-seat service.

The mechanics of the ballpark's two main elevators, which were original to the ballpark's 1998 opening, were replaced. Work continued on the multi-year HVAC system project, while the fire suppression system was inspected and flushed and the left field hospitality deck adjacent to the home bullpen was rebranded as the Miller Lite Landing.


2023

Prior to the start of the 2023 season, the extensive offseason improvements made may not have been visible to fans, but resulted in more modern and comfortable facilities for OKC players and field staff.

With the signing of Professional Development League (PDL) licenses in 2021 between MLB and Minor League Baseball teams, MLB implemented new standards for facilities and player working conditions throughout the development system. Teams must meet certain standards each season and the OKC Comets continue to work closely with the City of Oklahoma City to ensure Chickasaw Bricktown Ballpark remains compliant and up to date.




The home and visiting clubhouses were completely transformed following the end of the 2022 season. The clubhouses were renovated, redesigned and expanded, creating updated and larger kitchen facilities, a dining area, new office spaces for coaches, new (and more) locker stalls, an expanded weight room, new athletic training equipment, updated batting tunnels with new lighting, flooring, netting and addition of a social space, new laundry equipment and a new home video room. A women's locker room was also redesigned and upgraded for 2023.



The green wall pads that surrounded the inside of the ballpark's playing field and were original to the ballpark's opening in 1998, were replaced and additional padding was added in select areas to increase player safety. The home and visiting bullpens were reworked to assist with loose material containment and reduce tripping hazards. The overhang of the home bullpen was expanded to help better shield OKC players from inclement weather. The slope of the stadium's crowned infield was eliminated creating a flat infield surface.



The ParTea Pad was added to the right-center field lawn. The yellow shipping container and deck is a new shared social space for fans. Also, updates and renovations to the right field Skyline Deck hospitality area included replacing the railing and reworking the bar service space.



Chickasaw Bricktown Ballpark has undergone numerous other improvements, additions and renovations in recent years:

2022

• Two new hospitality areas added — the Party Porch for group outings in the lower level seating bowl and the 405 Club premium seating area on the second floor Club level for season ticket holders. The three-tiered Party Porch is located along the third base side and provides great views of the baseball action on the field, hosting groups of 40 to 60 guests per game. The outdoor deck pricing covers all-inclusive food, soft drinks and a keg of beer.



The 405 Club provides an exclusive season ticket membership experience and is located on the second floor Club level. The space offers both indoor and outdoor seating for four guests. All-inclusive food and soft drinks will be delivered to guests in their seats and a limited number of premium items, including beer and wine, are also included for guests. Members of the 405 Club can also enjoy access to the Oklahoma Fidelity Bank Club.



• New point of sale system installed throughout Chickasaw Bricktown Ballpark as the stadium became a cashless facility and added multiple new forms of digital payment. Select concession stands offer customer-facing ordering systems to help expedite the process.




2022, cont.

- Four large fans added to the ceiling of the concourse behind home plate to help circulate air.
- Other behind-the-scenes projects included heating, ventilation and air conditioning improvements as well as water intrusion mitigation as part of multi-phase projects.

2020-21

• More than 8,100 stadium seats replaced in the seating bowl, stretching from foul pole to foul pole and into the upper club and terrace levels. The project followed the conclusion of the 2019 schedule and the new "Legend Green" Hussey brand seats were in place by spring 2020.



- Protective netting extended from behind home plate, down both the left and right field lines, increasing the safety of more guests sitting in the stands.
- Behind-the-scenes projects limiting water intrusion and updating heating, ventilation and air conditioning as part multi-phase projects.
- Eight street-facing ticket office windows replaced, adding new speakers and headsets to improve communication.
- Lines and parking spaces re-stripped in parking lots.

2019

• Replacement of the 120,000-square-foot playing surface for the first time since the ballpark opened in 1998, including new drainage, irrigation, infield and warning track material and topped with about 95,000 square feet of drought-tolerant Bermuda grass called TifTuf™.



- New LED field lights installed using the state-of-the-art SportsCluster System™ produced by Musco Lighting for the first full light replacement in the history of the ballpark. The new "instant on" lights provide increased clarity, reduced energy consumption and the ability for lighting to be synced to music or on-field celebrations.
- Baseline Patio hospitality area added to the top of Section 115 along the first base line.
- New digital boards mounted throughout the concourse.
- Other internal projects, including the replacement of the stairs to the Oklahoma Sports Hall of Fame, resealing the roof as well as ongoing HVAC and plumbing projects.

2018

- Oklahoma Sports Hall of Fame relocated to Chickasaw Bricktown Ballpark
- COOP Beer Garden built on first base concourse
- Playground improvements made
- Updated furniture in Legends Lounge

2017

- Oklahoma Fidelity Bank Club, formerly the Diamond Lounge, completely renovated to double the square footage of the space, adding a new bar design, additional seating capacity, 14 TVs as well as upgraded fixtures, flooring and furniture
- Champions Membership added in a new double suite space
- Furniture upgraded throughout entertainment suites on the club and press levels
- Exterior landscaping revamped
- Audio improvements made to the right field corner and outfield lawn areas



2016

- Six 4Tops tables installed near home plate
- Brickyard area (now COOP Beer Garden) created along the first base concourse
- TVs added at concession stands
- Three sections of bleachers replaced with seats in right field
- Center field scoreboard and video board replaced with a high-definition display that ranked among top-10 largest in Minor League Baseball
- Protective netting extended behind home plate toward ends of dugouts
- All ballpark TVs upgraded to high definition
- Timeline of franchise history added to club level
- Public Wi-Fi access added throughout ballpark
- Press box windows replaced



2015

- Budweiser Deck added in left field, replacing bleacher seating
- Playground and toddler zone upgraded with new equipment
- Four 4Tops tables installed near home plate
- Skyline Deck updated in right field
- Loaded tickets introduced
- Team Store renovated
- Audio system upgraded throughout the club level
- Water fountains upgraded around the ballpark
- Center field camera added



2014

- Three sections of bleachers replaced with ballpark seats in left field
- Digital screens added throughout the concourse
- iSnap photo booth added
- Drink rails installed around the ballpark

2013

- Ballpark signage upgraded and changed for new name and naming rights partner
- New carpet and blinds installed in the press box
- Steel and handrails painted throughout the facility
- New stairs installed from the concourse to the club and press levels



2012

- Concession stands overhauled during \$1 million-plus in upgrades, including a formal partnership with Professional Sports Catering.
- Legends Lounge upgraded
- Inflatables introduced
- Ballpark officially changed its name to Chickasaw Bricktown Ballpark

2011

- LED board added in left field, measuring 10 feet tall by 185 feet long



Oklahoma City Triple-A Baseball Hall of Fame

The Oklahoma City Triple-A Baseball Hall of Fame was formed in 2023 as part of the 25th anniversary celebration of Chickasaw Bricktown Ballpark.

The first six Hall of Fame selections made in 2023 and 2024 were chosen by a five-person committee comprised of media members, baseball historians and civic leaders that worked alongside members of the Oklahoma City Comets front office.

In 2024, first baseman Steve Balboni, infielder Nick Capra and former OKC 89ers co-owner, president and general manager Patty Cox Hampton were inducted. All three inductees played key roles in the team's history during the 89ers era of 1983-97.

In 2023, manager Bobby Jones, pitcher R.A. Dickey and outfielder/designated hitter Jason Botts were inducted as part of the inaugural class. Each played key roles in the team's history during the franchise's Bricktown era, which began in 1998 and was celebrated throughout the ballpark's 25th anniversary season in 2023.

"As we began to think about how we wanted to celebrate the 25th anniversary of the ballpark, it became clear that recognizing the extraordinary talent and personalities that have spent time here in Oklahoma City would be an important element of our celebration," Comets President/General Manager Michael Byrnes said in 2023. "This Hall of Fame will ultimately have representation from the full history of the franchise. Triple-A baseball began in 1962 here in Oklahoma City, but this year it felt particularly special to honor the Bricktown era as we celebrated this great ballpark."

The Oklahoma City Triple-A Baseball Hall of Fame also includes the re-enshrinement of 24 individuals who were selected as part of the Oklahoma City 89ers Hall of Fame between 1981-89.

A temporary display showcasing all of the Hall of Fame honorees is currently posted along the right field concourse near the Warren Spahn Gate entrance at Chickasaw Bricktown Ballpark, available for all fans to see.

2024 Inductees



From left to right: Steve Balboni, Nick Capra and Michael Cox (son of Patty Cox Hampton) attend the 2024 Hall of Fame Induction Ceremony at Chickasaw Bricktown Ballpark.

2023 Inductees



From left to right: R.A. Dickey, OKC Comets President/General Manager Michael Byrnes, former OKC Mayor Mick Cornett and Bobby Jones attend the 2023 Hall of Fame Induction Ceremony at Chickasaw Bricktown Ballpark.

The 2025 Oklahoma City Triple-A Baseball Hall of Fame class will be inducted during a pregame ceremony at Chickasaw Bricktown Ballpark during the second half of the season.

OKC Comets Rookie League

The OKC Comets Rookie League is celebrating its seventh season in 2025.

The Rookie League formed in 2018 in partnership with Oklahoma City Parks and Recreation to increase youth baseball participation in the community, as well as foster an environment that emphasizes leadership, teamwork and sportsmanship.

The OKC Comets help provide resources and reduce costs in order to make baseball more accessible to area youth.



The league consists of five T-ball, baseball and softball divisions to accommodate boys and girls in multiple skill levels and age groups. Teams compete in divisions of 4U T-Ball, 6U T-Ball, 8U Coach Pitch baseball or softball, 10U Kid Pitch baseball or softball and 12U Kid Pitch baseball or softball.



Registration fees help cover operation expenses such as umpires and field maintenance. The OKC Comets provide a jersey, hat and belt for each participant as well as equipment for each team thanks to partnerships with Academy Sports + Outdoors, Casey's, Oklahoma City Police Athletic League and Oklahoma Highway Safety Office.

Practices are held once per week and the Rookie League season includes seven games in April and May, while some divisions compete in the fall. Baseball games are played at Wheeler Park, while softball games take place at Stars and Stripes Park.

Rookie League participants are invited to a closing ceremonies event at Chickasaw Bricktown Ballpark each spring, including a pregame parade on the field prior to an Oklahoma City Comets home game.

The Rookie League is committed to enriching the lives of our youth and fostering a love of the game. The league provides a developmental, fun, and safe environment for the enjoyment of the game of baseball. The Rookie League intends to help youth set and work towards common goals, and to build the citizens of tomorrow through character, leadership ability and confidence.



Additionally, the Rookie League emphasizes four core values through P.L.A.Y. — participation, leadership, accessibility and youth education.

For additional information about the Rookie League, please visit okccomets.com/rookieleague or email rookieleague@okccomets.com. For additional information about becoming a volunteer coach, contact ryan.hill@okc.gov.



Cielo Azul de Oklahoma City

The OKC Comets will take the field as Cielo Azul de Oklahoma City presented by OG&E Sept. 9-14, 2025 as the team continues participation in Minor League Baseball's "Copa de la Diversión™" or "Fun Cup™."



MiLB.com describes Copa de la Diversión as "a season-long event series specifically designed to embrace the culture and values that resonate most with participating teams' local U.S. Hispanic/Latino communities."

"During ¡Celebración Cielo Azul! we aim to create a gameday experience and atmosphere that encompasses the vibrancy and uniqueness of our Cielo Azul identity," OKC Comets President/General Manager Michael Byrnes said. "We have worked closely with leaders in our local Hispanic and Latino communities on how we can best celebrate our city's diversity during these series."



Copa de la Diversión began with four teams in 2017 and has expanded to 98 teams in 2024 — the program's seventh season. Oklahoma City debuted its Cielo Azul identity in 2018 and went on to be named one of five finalists for the inaugural Copa de la Diversión by MiLB that season. The trophy is now awarded annually by a panel of industry experts and civic leaders based on a club's



ballpark experience during Copa nights, community engagement and philanthropic impact.

In addition to players and coaches wearing Cielo Azul jerseys and hats, the gameday environment during ¡Celebración Cielo Azul! has included Latin music, specialty concession items, festive concourse decorations, unique entertainment, live performances, a Spanish-speaking public address announcer and bilingual game programs. Cielo Azul merchandise is available for purchase in the Team Store.



Community initiatives have also been a key component of ¡Celebración Cielo Azul!, including a kickoff event at Supermercados Morelos during its initial season, pregame recognitions of leaders in OKC's Hispanic and Latino communities, as well as partnering with the Latino Community Development Agency (LCDA). The LCDA's mission is to improve the quality of life in the Latino community through education, leadership, services and advocacy. The organization has received donations from tickets sold to groups and as part of a special ticket package in previous seasons.



Cielo Azul translates to "Blue Sky." The concept started with the idea of creating a brand that celebrated the richness and depth of Hispanic and Latino culture in the United States, linked to the team's identity as a Los Angeles Dodgers affiliate and connected with our home state of Oklahoma.

Pitcher Fernando Valenzuela, a hero within the Dodgers organization and beyond, would look into the sky as part of his windup. From this, the idea of Cielo Azul was born.

The primary blue color within the logo recalls the expansive view of the blue sky in Oklahoma. Having "azul" in the name creates a connection to Dodger blue. The blue sky also reflects the diversity of the Hispanic and Latino community in Oklahoma and the U.S. living under that shared blue sky. The accent colors of red, gray and cream reflect the landscape that the team and community call home. The primary and secondary Cielo Azul logos feature the scissor-tailed flycatcher design as an additional tribute to the state of Oklahoma.



OKC Comets Reading Challenge

The Oklahoma City Comets Reading Challenge presented by Energy Transfer recently kicked off its third year and encourages students in kindergarten through 12th grade throughout Oklahoma to log at least 20 minutes of reading per day to receive Comets game tickets, pregame field access and chances to win additional prizes.

To participate, students only need to select a reading challenge timeframe, download an official reading log, update the log each time they read and submit the completed log (including at least 500 total minutes of reading) by the challenge's required deadline.


Students who complete a challenge receive two complimentary tickets to a Reading Challenge Night baseball game at Chickasaw Bricktown Ballpark and receive early access to play catch on the field with their family. Students can participate in up to three challenges per season. Logs can be downloaded and submitted at okccomets.com/reading-challenge or submitted by emailing reading@okccomets.com.

The first reading challenge of the season requires students to read at least 500 total minutes prior to April 3 to receive tickets to the Comets' game April 4. The second reading challenge of the season runs April 5-May 24 to receive tickets to the Comets' May 25 game. The third reading challenge of 2025 runs May 24-July 11 to receive tickets to the Comets' July 12 game and the fourth reading challenge runs July 13-Aug. 30 to receive tickets to the Comets' Aug. 31 game.

The OKC Comets Reading Challenge is made possible thanks to Energy Transfer, which specializes in the transportation, storage and terminalling of natural gas, natural gas liquids, crude oil and refined products. Since its founding in 1996, the company has made itself one of the largest infrastructure companies in North America with nearly 120,000 miles of pipelines and related assets traversing 41 states, and international offices in Beijing, China and Panama City, Panama.

The OKC Comets also encourage Reading Challenge participants to take part in the OKCPS ReadOKC and Metropolitan Library System Summer Reading challenges for chances to win additional prizes for their time spent reading.

ReadOKC is the district-wide literacy initiative of Oklahoma City Public Schools to instill the love of reading among its students and surrounding community. The program's primary goals include hosting reading challenges during every school break, increasing access to reading materials and recruiting caring adults to serve as Reading Buddies.



For more than 80 years, the Metropolitan Library System has offered a summer reading program that promotes reading for fun and lifelong enrichment while creating a motivational framework for learning for all ages during the summer.

To kick off the program's inaugural season, officials from the OKC Comets and Energy Transfer visited Adams Elementary School in southwest Oklahoma City for a special reading event that included volunteers reading baseball stories and visits from team mascots.





OKC Comets MVP Program

The OKC Comets MVP Program: Encouraging STEM Education is in the midst of its ninth year thanks to partner Devon Energy.

Oklahoma elementary school teachers in second, third and fourth grade are eligible to register for the free, statewide Oklahoma City Comets MVP Program that incentivizes teachers and students to participate in science, technology, engineering and math (STEM) curriculum. The program rewards students for their STEM achievements both inside and outside of the classroom.

The MVP Program impacted more than 22,000 students during the 2023-24 academic year and has experienced tremendous growth since the program began in 2016.

Participation in the MVP Program was initially only open to Oklahoma City Public Schools third- and fourth-grade classrooms in 2016-17. After a successful start, the program expanded in 2017-18 to include additional metro-area classrooms in the Mid-Del, Putnam City, Edmond and Norman school districts. The MVP Program became available statewide in 2018-19 and added second-grade classrooms for the 2021-22 academic year.

Participating teachers receive all necessary MVP Program materials free of charge, as well as tickets to an OKC Comets game honoring MVP teachers and students. MVP students receive tickets to an OKC Comets game recognizing their participation and success throughout the school year and also receive an exclusive MVP baseball hat.

The MVP Program culminates each summer with MVP Field Day at Chickasaw Bricktown Ballpark — an exclusive event for participating MVP students and teachers, as well as their families, featuring numerous STEM activities.

To register or for additional information, please visit okccomets.com/mvp.



Comets Kids Club

Registration is open for the new Comets Kids Club presented by DICK'S House of Sport, which offers children ages 12 and under unique Comets gear, exclusive offers, special access and two free tickets to a select Comets game at Chickasaw Bricktown Ballpark.

To join the Comets Kids Club, visit okccomets.com and fill out the registration form.

Members will receive a welcome bag filled with OKC Comets swag, a Comets Kids Club ID and lanyard as well as two free tickets to a 2025 Comets game on either May 24, July 5 or July 13 at Chickasaw Bricktown Ballpark.

Other Comets Kids Club membership benefits include:

- Access to an exclusive Comets Kids Club movie night at Chickasaw Bricktown Ballpark.
- A fast pass for Kids Run the Bases following Sunday home games.
- A chance to throw out a first pitch on a Kids Club night at the ballpark.
- A chance to experience a VIP tour on a Kids Club night at the ballpark.
- A happy birthday email from the Comets.
- Special offers from DICK'S House of Sport.



Comets Fan Fest

Chickasaw Bricktown Ballpark opens to the public for a free family-friendly Fan Fest each March prior to the start of the baseball season.

The 2025 event offered the opportunity to celebrate St. Patrick's Day while also enjoying preseason access to Chickasaw Bricktown Ballpark.



Fan Fest activities also included:

- Behind-the-scenes tours of Chickasaw Bricktown Ballpark, including team clubhouses.
- Baseball golf on the field for guests to take a swing at winning a variety of prizes, including OKC Comets merchandise.
- Live Irish dance performances and lessons by McTeggart Irish Dancers of Oklahoma.
- Live music performances by Ravens Three, an Oklahoma City-based Celtic and folk band.
- Activities for the whole family, including kids run the bases, inflatables games, bounce houses, face painting and balloon twisting.
- Select-A-Seat to choose your ideal spot to enjoy Comets baseball games in 2025.
- Ballpark concessions available for purchase, including Dippin' Dots and green beer for guests age 21 and older.
- Merchandise available for purchase in the OKC Comets Team Store.

For additional details about future Fan Fest events, please visit okccomets.com/fanfest.



INTEGRIS Home Run For Life

The OKC Comets and INTEGRIS Health proudly partner to continue their impactful “Home Run for Life” series for a 14th season since the program began in 2011.



“Home Run for Life” recognizes individuals in the Oklahoma City community who have overcome medical hardships with the help of their families, physicians and health care professionals.

Honorees are recognized during a Comets game and take a celebratory home run lap around the bases, symbolizing the end of their battle against adversity. They also receive a Comets team jersey, a commemorative baseball bat and enjoy the baseball game from an entertainment suite. Five “Home Run For Life” celebrations are scheduled throughout the 2025 season — April 18, May 23, July 11, Aug. 1 and Aug. 29.



“Pack the Park Pink” with MidFirst Bank

The OKC Comets and MidFirst Bank partner to “Pack the Park Pink” for a special game in support of breast cancer awareness, scheduled for Aug. 2 this season. OKC players and coaches take the field wearing special edition pink jerseys that will be auctioned to benefit Susan G. Komen Oklahoma.



Unique events to promote breast cancer awareness will be held throughout the night, which will culminate with postgame fireworks. Fans are encouraged to wear pink in support of the cause. Representatives from Susan G. Komen Oklahoma will be on hand and Oklahoma City-area breast cancer survivors will be featured throughout the night.



“Pack the Park Blue” with OU Health

Fans are encouraged to help “Pack the Park Blue” for prostate cancer awareness with the Comets and OU Health on Aug. 30. The night will feature in-game recognition of local survivors and unique events to provide information and promote prostate cancer awareness. Fans are encouraged to wear blue in support of the cause and the first 1,000 fans through the gates will receive a bobblehead, presented by Lime, that will be announced at a later date. Fireworks are scheduled to follow the game.



Salute to Armed Forces Nights

Current and former local military personnel and their families will be celebrated during Salute to Armed Forces Night presented by Casey's June 6 and Aug. 15. These games feature in-game recognition of military members while players and coaches take the field in special commemorative camouflage jerseys and hats. Special rates and hats are available for groups of 10 or more and fireworks are scheduled to follow both games.



LifeShare Everlasting Fans

Representatives from LifeShare of Oklahoma will be on the concourse during select home games to encourage organ donation, answer questions and distribute information about the organization's initiatives. Fans who register to become an organ donor at a game will receive an exclusive T-shirt. Since 2016, more than 7,000 people have registered to become an organ donor at Chickasaw Bricktown Ballpark through the partnership.



Clubhouse Collectibles

A silent auction for Clubhouse Collectibles presented by *The Oklahoman* will take place July 5. Fans will have the opportunity to bid on game-used, game-worn, autographed memorabilia as the OKC Comets partner with *The Oklahoman* to provide resources to the Foundation for Oklahoma City Public Schools.



Love's Baseball Buddies

Love's Baseball Buddies will take the field with the OKC Comets during select games. Parents can sign up their children for the chance to be introduced over the public address system and access the field for the starting lineup and national anthem. Boys and girls selected to participate will also receive a Comets T-shirt and hat. Entries can be made online at okccomets.com or in-person during home games.



High School Baseball Series

Each spring, the High School Baseball Series gives area teams and their fans a chance to play at Chickasaw Bricktown Ballpark and enjoy a "professional" baseball experience with the use of batting cages, dugouts and state-of-the-art scoreboards. Each school also has a professional team photo taken on the field prior to the game.



Front Office Staff Volunteering

OKC Comets front office staff members volunteer quarterly throughout the Oklahoma City metro area. Recent staff volunteer opportunities have included helping at the Boys and Girls Clubs of Oklahoma County, Feed the Children in partnership with Niagara Cares and hosted by the Latino Community Development Agency, Urban Bridge, Homeless Alliance, OKC Animal Welfare, Regional Food Bank of Oklahoma, City Rescue Mission, Salvation Army Angel Tree warehouse, Cleats4Kids and cleaning up Wheeler Park.





Professional Sports Catering

Professional Sports Catering, powered by Levy Restaurants, is the official food and beverage partner of the OKC Comets and Chickasaw Bricktown Ballpark.

PSC began in 2006 and specializes in concessions and catering options for MiLB and Spring Training facilities at more than 30 locations throughout the United States. PSC has partnered with the Comets and Chickasaw Bricktown Ballpark since September 2011.

From concessions to entertainment suites, the club level, picnic area, party decks and team clubhouses, PSC prepares and serves a wide range of food for each of Oklahoma City's home games as well as other events hosted at Chickasaw Bricktown Ballpark year-round.

Each season, PSC rolls out exciting and fresh concessions concepts and food offerings unique to Chickasaw Bricktown Ballpark that fans can enjoy throughout the team's 75 home games.



2025 OKC COMETS PLAYERS & FIELD STAFF





Manager Scott Hennessey

Scott Hennessey joins the Comets for his first season as manager as he becomes Oklahoma City's fourth manager during the team's affiliation with the Los Angeles Dodgers.

Hennessey previously served as manager of Double-A Tulsa — a fellow Dodgers affiliate — from the middle of the 2017 season through 2024. With 455 career wins with the Drillers, including 16 playoff victories, he is the second-winningest manager in Tulsa professional baseball history since 1905.

In 2018, Hennessey led the Drillers to the team's first Texas League title in 20 years. The team also advanced to the playoffs four times under Hennessey, including to the Texas League Championship Series in 2017 and 2019.

Hennessey's squads in Tulsa finished with a winning record in six of his seven seasons and advanced to the postseason four times. The six consecutive winning seasons by the Drillers from 2017-23 is the longest streak in franchise history.


During the 2023 season, Hennessey was diagnosed with squamous cell carcinoma and spent most of that year receiving chemotherapy treatments but returned to the dugout prior to season's end. He is now cancer free.

Hennessey has been a member of the Dodgers organization since 2007, first serving as an amateur scout in Florida before transitioning to coaching in player development in 2017.

Hennessey also has coaching experience at the high school and junior college levels. He helped Cowley College in Kansas to back-to-back Junior College World Series titles in 1997 and 1998 as an assistant coach and has since been inducted into the Tiger Athletic Hall of Fame.

He had a brief professional playing career with the Kansas City Royals organization during the 1990s.

Travis Barbary served as OKC's manager from 2019-24 as he became just the second manager in OKC's Triple-A history to serve as manager for five consecutive seasons. Barbary remains in the Los Angeles Dodgers organization in a roving player development role.



Scott Hennessey participated in the Comets brand reveal event in October 2024 and was introduced to fans by Director of Communications and Broadcasting Alex Freedman.

Hennessey's Regular-Season Managerial Record

Season	Team	Level	League	Record
2017*	Tulsa Drillers	Double-A	Texas League	27-13
2018	Tulsa Drillers	Double-A	Texas League	74-65
2019	Tulsa Drillers	Double-A	Texas League	78-61
2021	Tulsa Drillers	Double-A	Double-A Central	63-57
2022	Tulsa Drillers	Double-A	Texas League	69-67
2023	Tulsa Drillers	Double-A	Texas League	65-73
2024	Tulsa Drillers	Double-A	Texas League	63-74
			Total	439-410

*took over as manager mid-season 2017



Manny Burriss

Hitting Coaches Manny Burriss and Dylan Nasiatka

Manny Burriss enters his fifth season as the team's hitting coach and was part of the team's Pacific Coast League Championship in 2023. In 2022, OKC set club records with 949 runs and 731 walks. OKC's walks lead the Minor Leagues and were the most by any Triple-A team since 2004.



Dylan Nasiatka

Burriss joined the Dodgers organization in 2019 as a roving hitting instructor. The Washington, D.C., native played professionally from 2006-18, including parts of seven seasons in the Major Leagues with the San Francisco Giants, Washington Nationals and Philadelphia Phillies. He played collegiately at Kent State University and was selected with the 33rd overall pick of the 2006 Major League Baseball Draft by San Francisco.

This marks the first season Oklahoma City will have two hitting coaches, as Nasiatka joins Burriss to guide the offense. Nasiatka spent last season with Double-A Tulsa and has been a minor league coach in the Dodgers organization since 2020. He has also spent time with Single-A Rancho Cucamonga and High-A Great Lakes.



Ryan Dennick

Pitching Coaches Ryan Dennick and David Anderson

Ryan Dennick returns to OKC after previous stops with the team as a player and staff member. He served as a pitching coach with Double-A Tulsa each of the last three seasons and was also the pitching coach for High-A Great Lakes in 2021.

Dennick pitched for Oklahoma City during the 2015 season and returned to the team as its development coach in 2018. He played for the Cincinnati Reds in 2014 and played professionally from 2009 through 2016.



David Anderson

David Anderson moves up to the Triple-A level after spending the last three seasons with High-A Great Lakes. In each of his three seasons with the Loons, Great Lakes led the Midwest League in strikeouts and finished in the top four in ERA.

He began his tenure in the Dodgers organization in 2020 as a development coach and received his first assignment as a pitching coach in 2021 with the Rookie-level Arizona Complex League Dodgers. Anderson also has collegiate coaching experience with Muhlenberg College, Cornell University and Emory University. He served as the head coach of the Fayetteville SwampDogs of the collegiate Coastal Plain League in 2018-19.



Bench Coach Chris Gutierrez

Chris Gutierrez is back as the team's bench coach and third base coach for a third consecutive season and was part of the team's Pacific Coast League Championship in 2023.

Before joining OKC, he spent the 2021-22 seasons in a similar role at Double-A Tulsa and has been a coach in the Dodgers organization since 2018. Previously, Gutierrez spent two years as a hitting coach in the Chicago Cubs' minor league system.

His playing career spanned from 2005-13 in the Blue Jays, Angels, Dodgers and Marlins organizations, reaching as high as Triple-A. Gutierrez is originally from Orlando, Fla., but played collegiately at Oklahoma State from 2003-05 and was named to the program's "All-Allie P. Team of the 2000s."





Griffin Boyte

Athletic Trainers Griffin Boyte and Josh DiLoreto

Griffin Boyte begins his third season as a member of Oklahoma City's athletic training team. Boyte has worked as an athletic trainer within the Los Angeles Dodgers organization since 2019, with previous assignments in Arizona in 2019 and High-A Great Lakes during the 2021-22 seasons.

Before joining the Dodgers, Boyte also spent the 2018 season as an athletic training intern for the Arizona Diamondbacks' Double-A affiliate in Jackson, Tenn. Boyte is originally from Jackson, Tenn., and received his bachelor's degree in athletic training from Union College in Tennessee.



Josh DiLoreto

DiLoreto spent the last three seasons with Triple-A El Paso and was named the 2024 Pacific Coast League Athletic Trainer of the Year by the Professional Baseball Athletic Trainers Society.



Performance Coach Paul Fournier

Paul Fournier is entering his fourth season in the Dodgers organization and brings 17 years of experience as a Major League Strength and Conditioning Coach to Oklahoma City. Fournier spent 10 years with the Philadelphia Phillies, including eight years as the club's Major League Strength and Conditioning Coach.

Prior to joining Philadelphia, Fournier was the Major League Strength and Conditioning Coordinator for the Florida Marlins between 2003-11. He began his career in pro baseball with the Montreal Expos in 1995 and was the organization's minor league coordinator for athletic training and conditioning for six years. In 1999, Fournier was awarded the organization's John McHale Award for top performers in player development. Fournier is originally from Nova Scotia but currently makes his home with his family in North Carolina, and he is a graduate of Northeastern University.

Additional Support Staff

Assistant Performance Coach — Jose Gutierrez

Development Associate — Tyler Hollow

Clubhouse Manager — Blake Glass

Visiting Clubhouse Manager — Mitch Easterling





David Bote - 3B

Bats: Right / Throws: Right
Height: 5-11 / Weight: 205
Born: 4/7/1993 in Longmont, Colo.
Acquired by Dodgers: Signed as a free agent,
Jan. 24, 2025



2024:

- Split time between the Chicago Cubs and Triple-A Iowa...in 28 games at Iowa, slashed .258/.341/.546 and notched 16 extra-base hits, including seven home runs.
- Opened the season with Iowa and placed on the Injured List April 7-30...set a season high with four hits versus the Columbus Clippers on May 8, hitting two doubles and two singles.
- Selected by Chicago June 2 and remained in the Majors until being designated for assignment Aug. 23.
- Across 37 games played in the Majors, slashed .304/.333/.391...picked up 14 hits in 46 at-bats with four doubles.
- Outrighted to Iowa Aug. 25 but did not appear in another game for the remainder of the season.

2023:

- Spent the entire 2023 season with Triple-A Iowa and slashed .258/.361/.456.
- Set new personal bests with 14 homers and 61 RBI in a season.
- Ranked second on the team in doubles (29), fourth in games played (99), walks (53), plate appearances (425) and at-bats (360), and fifth on the team in hits (93).
- Over the course of the season, tallied seven different three-hit games.

Career:

- Selected in the 18th round of the 2012 MLB Draft by the Chicago Cubs out of Neosho County Community College (Kan.).
- Appeared in 421 games in his career for the Cubs, spanning 2018-24...batted .234 with 36 homers and 156 RBI...played in a career-best 127 games in 2019, slashing .257/.362/.422 with 11 homers and 41 RBI.
- Made his MLB debut on April 21, 2018 against Colorado and went 1-for-3 with a double.
- On August 12, 2018, hit a walk-off grand slam versus the Washington Nationals to send the Cubs to a 4-3 victory....marked the 25th walk-off grand slam in MLB history with a team trailing by three runs, and the 15th hit with two outs...was just the second time in MLB history it resulted in a final score of 4-3.
- Named a Southern League All-Star while playing with the Double-A Tennessee Smokies in 2017.

Bote's Career Stats

Season	Level	League	Team	AVG	G	AB	R	H	2B	3B	HR	RBI	BB	IBB	SO	SB	CS	OBP	SLG	OPS	PA	HBP	SAC	SF	GIDP
2012	ROK	A-CL	A-CUB	.232	38	125	16	29	7	3	1	14	19	0	32	5	2	.349	.360	.709	150	4	1	1	1
2013	A(Short)	NWFL	BOI	.250	69	232	39	58	9	0	6	31	23	0	61	6	4	.337	.366	.703	270	10	0	5	4
2013	A(Full)	IND	KC	.143	18	49	7	7	1	0	1	4	11	0	9	0	1	.300	.224	.524	60	0	0	0	3
2013	A(Adv)	PSL	DAY	.143	4	14	3	2	1	0	0	3	3	0	4	0	0	.294	.214	.508	17	0	0	0	0
2014	A(Short)	NWFL	BOI	.260	37	131	22	34	11	0	2	16	18	0	24	9	3	.366	.389	.755	154	4	1	0	0
2014	A(Full)	IND	KC	.210	58	186	20	39	12	0	1	22	20	0	50	3	4	.329	.290	.613	221	12	1	2	5
2014	AAA	PCL	IOW	.400	4	10	3	4	0	0	1	3	2	0	1	1	0	.500	.700	1.200	12	0	0	0	0
2015	A(Full)	IND	SB	.251	101	315	46	79	20	2	6	41	29	0	60	5	3	.328	.284	.712	352	7	1	0	9
2016	A(Adv)	CAR	MB	.337	72	276	55	93	26	3	6	41	31	0	41	6	1	.410	.518	.928	313	4	1	1	5
2016	AA	SOU	TNS	.200	7	25	1	5	0	0	0	1	2	0	6	0	0	.299	.200	.499	27	0	0	0	2
2016	AAA	PCL	IOW	.364	12	22	4	8	0	0	1	3	2	1	5	0	0	.417	.500	.917	24	0	0	0	0
2017	AA	SOU	TNS	.272	127	470	65	128	30	3	14	59	49	3	101	5	2	.353	.438	.791	536	12	0	4	11
2018	AAA	PCL	IOW	.268	61	235	34	63	10	2	13	41	26	2	63	3	1	.342	.494	.836	263	1	0	1	7
2018	MLB	NL	CHC	.239	74	184	23	44	9	2	6	33	19	1	60	3	4	.319	.408	.727	210	4	0	3	3
2019	AAA	PCL	IOW	.100	3	10	1	1	0	0	0	1	0	5	0	0	.182	.100	.282	11	0	0	0	0	
2019	MLB	NL	CHC	.257	127	303	47	78	17	0	11	41	44	4	93	5	1	.362	.422	.784	356	7	0	2	11
2020	MLB	NL	CHC	.200	45	125	15	25	3	1	7	29	17	0	40	2	0	.303	.408	.711	145	2	0	1	6
2021	AAA	INT	IND	.125	5	16	1	2	1	0	0	1	3	0	4	0	0	.263	.188	.451	19	0	0	0	2
2021	MLB	NL	CHC	.199	97	291	32	58	10	2	8	35	27	0	73	0	1	.276	.330	.606	327	5	1	3	13
2022	AAA	INT	IOW	.252	38	143	14	36	8	1	3	22	10	0	39	5	1	.319	.385	.704	160	5	0	2	5
2022	MLB	NL	CHC	.259	41	116	15	30	8	0	4	12	6	0	45	1	0	.315	.431	.746	127	4	0	1	3
2023	AAA	INT	IOW	.258	99	360	61	93	29	0	14	61	53	0	96	7	1	.361	.456	.817	425	7	1	4	16
2024	AAA	INT	IOW	.259	28	108	17	28	8	1	7	15	12	0	18	0	1	.341	.346	.687	123	4	0	1	4
2024	MLB	NL	CHC	.304	37	46	4	14	4	0	0	6	2	0	13	0	0	.333	.391	.724	48	0	0	0	1
Career	MLB	NL	CHC	.234	421	1065	136	249	51	5	36	156	115	5	324	11	6	.318	.392	.710	1213	22	1	10	37
Career	Minors	7 Leagues	8 Teams	.260	781	2727	409	709	173	15	76	378	314	6	619	55	24	.349	.418	.767	3137	68	6	21	74





Logan Boyer - RHP

Bats: Right / Throws: Right
Height: 6-3 / Weight: 215
Born: 1/24/1998 in Chandler, Ariz.
Acquired by Dodgers: Selected in 11th Round
of the 2019 MLB Draft



2024:

- Spent the campaign with Double-A Tulsa...returned to the mound after missing the entirety of the previous two seasons after undergoing Tommy John surgery.
- In 22 appearances, posted a 0-1 record with a 1.67 ERA and 1.11 WHIP...recorded 33 strikeouts against 12 walks in 27.0 IP...placed on the Injured List June 30 and did not return to game action for the rest of the season.
- Struck out nearly 31 percent of batters faced...in 11 different outings, struck out at least two batters, including punching out three batters in five different instances.
- Had his best month of the season in May, posting a 0.90 ERA in seven appearances, with 13 strikeouts against three walks in 10.0 IP.
- Tied for the Tulsa team lead in saves (5) and was fourth on the team in games finished (11).

2023:

- Missed the entire season while recovering from Tommy John surgery.

Career:

- Selected by the Los Angeles Dodgers in the 11th round of the 2019 MLB Draft from San Diego State University...played two seasons with the Aztecs.
- Did not make his professional debut until 2021 with High-A Great Lakes...ended up making 28 appearances with 24 starts for the Loons that season, going 0-5 with a 5.58 ERA across 40.1 innings...notched 42 strikeouts.
- Won two state championships at Hamilton High School in Chandler, Ariz...ranked as the fourth best player in the state of Arizona by Perfect Game in 2015...Hamilton HS is also the alma mater of former OKC Dodger and current New York Yankee Cody Bellinger.

Boyer's Career Stats

Season	Level	League	Team	W	L	ERA	G	GS	CG	SHO	SV	SWD	IP	H	R	ER	HR	HB	BB	IBB	SO	WHIP	AVG	AB	WP	BK	GDP	TBF	NP-5
2021	A+	Mid	GL	0	5	5.58	28	24	0	0	0	1	40.1	43	29	25	6	3	21	0	42	1.59	261	165	7	0	1	190	754 - 481
2024	AA	TEX	TUL	0	1	1.67	22	0	0	0	5	6	27.0	18	7	5	2	1	12	0	33	1.11	191	94	2	0	3	107	432 - 273
Career	Minors	2 Leagues	2 Teams	0	6	4.01	50	24	0	0	5	7	67.1	61	36	30	8	4	33	0	75	1.40	236	259	9	0	4	297	1186 - 754



Chris Campos - RHP

Bats: Right / Throws: Right
Height: 5-10 / Weight: 170
Born: 8/13/2000 in Montebello, Calif.
Acquired by Dodgers: Selected in seventh round
of the 2022 MLB Draft



2024:

- Pitched in 25 games across High-A Great Lakes and Double-A Tulsa, including 15 starts...pitched to the tune of a 3.43 ERA over 110.1 IP.
- Ranked fourth among Dodgers minor leaguers with both 118 strikeouts and 110.1 innings...among Dodgers farmhands with at least 100.0 IP, was first with a 1.14 WHIP, second with a 3.43 ERA and third with a .229 BAA.
- Finished the season with 118 strikeouts against 30 walks for a nearly 4-to-1 strikeout-to-walk ratio...walked just 6.6 percent of batters faced.
- Notched six starts of at least 5.0 innings and two or fewer earned runs allowed...included four starts of at least 6.0 innings with no more than one earned run.
- Promoted to Double-A Tulsa June 25 after logging 12 games (five starts) at High-A Great Lakes...during his time with the Loons, recorded 50 strikeouts against 10 walks and had a 1.01 WHIP over 45.2 IP.
- Turned in a masterpiece Aug. 7 at Arkansas, tossing 8.0 scoreless innings...scattered four singles and did not issue a walk while notching nine strikeouts over 89 pitches...retired 21 of 26 batters faced overall...left with a 1-0 lead, but Arkansas scored twice in the ninth inning to win, 2-1.

2023:

- Spent the entire 2023 season with Single-A Rancho Cucamonga...appeared in 25 games (16 starts) and threw 69.1 innings with 85 strikeouts.
- On Aug. 18, recorded a season-high eight strikeouts during a 14-4 win over Visalia.

Career:

- Selected by the Los Angeles Dodgers in the seventh round of the 2022 MLB Draft out of Saint Mary's College of California.
- In three years at Saint Mary's, was a two-way player but primarily played shortstop...only appeared in 21 games (three starts) as a pitcher and totaled 34.2 innings...recorded a 1.30 ERA, with 41 strikeouts against 15 walks...during his sophomore campaign, allowed just one run and seven hits over 14.1 IP.

Campos' Career Stats

Season	Level	League	Team	W	L	ERA	G	GS	CG	SHO	SV	SVO	IP	H	R	ER	HR	HB	BB	IBB	SO	WHIP	AVG	AB	WP	BK	GDP	TBF	NP-S
2022	RNC	ACL	A-DOD	1	0	0.00	2	1	0	0	0	0	2.0	0	0	0	0	0	0	0	0	0.00	.000	6	0	0	0	6	14-14
2022	A	CAL	RC	0	0	6.75	4	1	0	0	0	0	5.1	8	4	4	1	1	0	0	5	1.13	.250	20	0	0	0	22	99-59
2023	A	CAL	RC	5	6	5.06	25	16	0	0	0	0	69.1	73	42	39	9	1	30	0	85	1.49	.275	265	4	0	6	300	1118-723
2024	A+	MID	GL	3	2	3.15	12	5	0	0	0	1	45.2	36	16	16	6	1	10	0	50	1.01	.213	169	3	0	2	181	694-452
2024	AA	TEX	TUL	2	4	3.62	13	10	0	0	0	0	64.2	60	30	26	10	2	20	0	68	1.24	.244	246	1	2	3	271	997-654
Career	Minors	4 Leagues	4 Teams	11	12	4.09	56	36	0	0	0	1	187.0	174	92	85	26	5	61	0	212	1.26	.246	706	8	2	11	780	2922-1902





Sam Carlson - RHP

Bats: Right / Throws: Right
Height: 6-4 / Weight: 195
Born: 12/03/1998 in Savage, Minn.
Acquired by Dodgers: Signed as a free agent,
Dec. 13, 2024



- 2024:**
- Pitched 44 games for Double-A Biloxi in the Milwaukee Brewers organization....posted a 4-2 record with a 4.25 ERA over 48.2 IP.
 - Notched 52 strikeouts against 19 walks...allowed just two home runs all season.
 - Held right-handed batters to a .213/.286/.296 slashline, but lefties produced at a ..337/.423/.458 clip.

- 2023:**
- Spent the entire season with the High-A Everett AquaSox in the Seattle Mariners organization.
 - Appeared in 39 games and pitched 48.0 innings over the course of the season...recorded 61 strikeouts for an average of 11.4 strikeouts per nine innings.
 - Picked up six saves for the first saves of his pro career.
 - In 20 of his relief appearances, allowed zero hits with a minimum of 1.0 inning.

- Career:**
- Selected in the second round of the 2017 MLB Draft by the Seattle Mariners out of Burnsville High School in Burnsville, Minn...committed to play collegiately at Florida before starting his pro career.
 - In his senior year of high school, named the 2017 "Play Ball! Minnesota Mr. Baseball" award winner...posted a 0.93 ERA, the ninth-best in the state of Minnesota, along with 53 strikeouts.
 - Sat out the 2018 and 2019 seasons after undergoing Tommy John Surgery and was unable to play in the canceled 2020 season.
 - Returned to game action in 2021 with Single-A Modesto, starting 19 games and pitching to a 6-4 record with a 4.77 ERA.

Carlson's Career Stats

Season	Level	League	Team	W	L	ERA	G	GS	CG	SHO	SV	SVO	IP	H	R	ER	HR	HB	BB	IBB	SO	WHIP	AVG	AB	WP	BK	GDP	TBF	NP-S
2017	RK1	ACL	A-MIN	0	0	3.00	2	2	0	0	0	0	3.0	4	1	1	0	1	0	3	133	.364	11	1	0	0	13	21-15	
2021	A	CAL	MOD	6	4	4.77	19	19	0	0	0	0	100.0	107	69	53	7	13	44	0	112	1.51	.268	399	7	0	10	462	1725-1068
2022	A	CAL	MOD	3	3	4.61	16	11	0	0	0	0	56.2	57	31	29	4	10	24	0	60	1.43	.266	214	8	1	6	251	984-620
2023	A+	NHL	EVJ	0	2	5.25	39	1	0	0	6	9	48.0	38	30	28	3	3	20	0	61	1.21	.220	173	2	0	3	200	809-504
2024	AA	SOU	BLX	4	2	4.25	44	0	0	0	0	0	48.2	51	30	23	2	9	19	0	51	1.44	.267	191	5	0	6	217	831-528
Career	Minors	4 Leagues	4 Teams	13	11	4.70	120	33	0	0	6	9	256.1	237	161	134	16	32	107	0	287	1.42	.260	988	23	1	25	1143	4370-2738





Ben Casparius- RHP

Bats: Right / Throws: Right

Height: 6-2/ Weight: 215

Born: 2/11/1999 in Westport, Conn.

Acquired by Dodgers: Selected in fifth round
of the 2021 MLB Draft



2024:

- Split time between Double-A Tulsa, Triple-A Oklahoma City, and the Los Angeles Dodgers.
- In the Minors, started 19 games, making 21 total appearances...went 6-4 with a 3.35 ERA over 88.2 IP...racked up 106 strikeouts and limited opponents to a .199 batting average.
- Joined OKC May 7 after beginning the season with Double-A Tulsa, posting a 2-1 record with a 3.32 ERA and 34 strikeouts across five starts (21.2 IP)...at the time of his promotion, ranked tied for third in the Texas League in strikeouts, seventh in ERA and eighth in BAA (.217).
- With OKC, made 16 appearances (14 starts) and went 4-3 with a 3.36 ERA over 67.0 innings...finished with a 1.22 WHIP and held opponents to a .193 batting average...tied for the team lead in starts and ranked second in strikeouts...among PCL pitchers with at least 60.0 innings, ranked first in BAA and fifth in WHIP.
- Piggybacked Alec Gamboa Aug. 24 vs. El Paso as the duo combined on the team's first one-hit shutout since 2016 in a 1-0 win...entered the game in the sixth inning of a scoreless tie...retired 12 of 14 batters overall.
- Had his contract selected by the Los Angeles Dodgers Aug. 18 for his first career Major League call-up...remained on the active roster for three days, but did not appear in a game and was optioned to OKC Aug. 21...recalled Aug. 31 and made his ML debut that night pitching out of the bullpen in Arizona; earned the win after a throwing a 1-2-3 inning during a tie game in the eighth inning.
- Made three appearances during the regular season with LAD and went 2-0 while allowing three runs and nine hits over 8.1 innings...notched 12 strikeouts.
- Made four appearances for the Dodgers during the postseason...allowed one run and three hits over 6.1 innings...started Game 4 of the World Series and allowed one run and one hit with three walks and one strikeout over 2.0 innings at Yankee Stadium.

2023:

- Split time between High-A Great Lakes and Double-A Tulsa...went 6-7 with a 5.27 ERA over 107.2 IP.
- Began the season with High-A Great Lakes, posting a 4-0 record with a 2.68 ERA and 44 strikeouts across eight starts (37.0 IP) before earning a promotion to Double-A Tulsa May 25...spent the rest of the season with the Drillers, amassing a 2-7 record with a 6.62 ERA and 76 strikeouts across 18 games.
- On April 14, pitched six no-hit innings, striking out five batters in a 1-0 win over Dayton...named Midwest League Pitcher of the Week on April 16.

Career:

- Enters his fifth season with the Dodgers organization...selected in the fifth round of the 2021 draft out of University of Connecticut...spent two years at the University of North Carolina before transferring...sat out the 2020 season following his transfer.
- Was a two-way player at UNC before focusing just on pitching at UConn...played in the 2018 College World Series as a position player.
- Attended Staples High School in Westport, Conn. and finished his high school career as the all-time hits leader in the state of Connecticut.

Casparius' Career Stats

Season	Level	League	Team	W	L	ERA	GS	CG	SHO	SV	SVO	IP	H	R	ER	HR	HB	BB	SO	WHIP	AVG	AB	WP	SK	GDP	TBF	NP-S	
2021	ROD	MLB	LA	0	0	3.00	2	0	0	0	0	3.0	4	2	1	0	0	0	5	1.33	.058	13	0	0	13	25-35		
2021	A	ML	RC	0	0	3.00	2	0	0	0	0	3.0	4	2	1	0	0	0	4	2.33	.333	12	0	0	16	35-36		
2022	A	ML	RC	1	2	2.73	9	7	0	0	0	29.2	15	16	9	3	2	14	43	0.89	.146	103	3	1	0	121	483-504	
2022	A+	ML	GL	1	4	6.45	18	9	0	0	0	60.0	71	48	43	11	3	32	67	1.72	.291	244	5	1	4	284	1117-675	
2023	A+	ML	GL	4	0	2.68	8	8	0	0	0	37.0	23	11	5	0	18	0	44	1.11	.178	133	1	0	1	151	612-371	
2023	AA	ML	TUL	2	7	6.62	18	13	0	0	0	70.2	78	57	32	15	7	37	76	1.66	.266	276	11	2	2	323	1344-813	
2024	AA	TEX	DA	2	1	3.32	5	5	0	0	0	21.2	18	12	8	2	1	11	0	34	1.34	.217	83	1	0	1	95	369-231
2024	AAA	PCL	OKC	4	0	3.36	16	14	0	0	0	87.0	47	26	29	6	3	35	0	72	1.22	.193	244	0	0	2	263	1173-715
2024	MLB	LAD	LA	2	0	2.16	3	0	0	0	0	8.1	9	3	2	0	0	4	0	12	1.06	.273	33	0	0	1	37	156-103
Career	MLB	ML	LA	2	0	2.16	3	0	0	0	0	8.1	9	3	2	0	0	4	0	12	1.06	.273	33	0	0	1	37	156-103
Career	Minors	5 Leagues	5 Teams	14	17	4.82	79	57	0	0	0	292.0	255	173	150	40	16	150	0	346	1.39	.230	1108	24	4	30	1286	5179-3170





Michael Chavis - IF

Bats: Switch / Throws: Right
Height: 5-11 / Weight: 190
Born: 8/11/1995 in Atlanta, Ga.
Acquired by Dodgers: Signed as a free agent,
Feb. 14, 2025



2024:

- Spent the season at Triple-A with Tacoma and Charlotte...over the course of 113 games played, slashed .257/.333/.444.
- Played in 46 games with Tacoma and batted .290 with seven homers and 29 RBI, posting an .851 OPS.
- Released by Seattle June 1 after opting out of his contract and was picked up by the White Sox on a minor league deal...spent the rest of the season with Charlotte, batting .234 with nine homers and 27 RBI.
- Appeared at every infield position including 48 games at second base, 35 games at third base and 20 games at first base.
- Blasted two homers April 16 at Las Vegas.

2023:

- Played the entire season with the Washington Nationals, mostly as a reserve...played in only 48 games and logged 96 plate appearances although he was on the active roster every game.
- Slashed .242/.281/.241 with three multi-hit games...played five different positions (1B, 2B, 3B, LF and RF).

Career:

- Appeared in 357 career Major League games between 2019-2023 with Boston, Pittsburgh and Washington...is a career .238 hitter with 42 homers and 142 RBI.
- Taken with the 26th overall pick in the 2014 MLB Draft by the Boston Red Sox from Sprayberry High School in Marietta, Ga...during his senior year of high school, won the Gatorade Baseball Player of the Year award for the state of Georgia...committed to play collegiately at Clemson University.
- In 2017 with High-A Salem, was named a Mid-Season Carolina League All-Star, *Baseball America* High-A Class All-Star and MiLB.com Organization All-Star.
- Made his MLB debut on April 20, 2019 for the Boston Red Sox against the Tampa Bay Rays, recording his first career hit, knocking a pinch-hit double...hit his first career homer April 23 against Detroit.
- Named the American League Rookie of the Month in May 2019.
- Traded to the Pittsburgh Pirates July 30, 2021 in exchange for relief pitcher Austin Davis...in 2022, played a career high 129 games, slashing .229/.265/.349 with 14 homers and 49 RBI.

Chavis' Career Stats

Season	Level	League	Team	AVG	G	AB	R	H	2B	3B	HR	RBI	BB	IBB	SO	SB	CS	OBP	SLG	OPS	PA	HBP	SAC	SF	GIDP
2015	ROK	PCL	G-Rose	.269	99	134	21	36	12	3	1	16	15	0	38	5	3	.347	.425	.772	150	1	0	0	6
2015	A(FuII)	SAL	GVL	.223	109	435	56	97	29	1	16	58	29	1	144	8	5	.277	.405	.682	471	4	2	1	13
2016	A(FuII)	SAL	GVL	.244	74	279	30	68	11	3	8	35	22	0	74	3	1	.321	.391	.712	312	10	0	1	2
2016	A(Adv)	CAR	SAL	.160	7	25	5	4	0	0	0	1	2	0	7	1	0	.222	.160	.382	27	0	0	0	0
2017	A(Adv)	CAR	SAL	.318	89	223	50	71	17	2	17	55	19	0	57	1	0	.386	.641	1.029	250	7	0	1	4
2017	AA	EAS	POR	.250	67	248	39	62	18	0	14	39	20	2	56	1	0	.310	.492	.802	274	3	0	3	7
2018	A(Short)	NYP	LOW	.315	9	16	5	5	4	0	1	9	0	5	0	0	0	.476	.750	1.226	21	0	0	0	0
2018	AA	EAS	POR	.303	33	122	23	37	7	0	6	17	13	0	35	3	1	.386	.506	.886	129	4	0	0	0
2018	AAA	INT	PAW	.273	8	33	8	9	3	0	2	7	1	0	12	0	0	.294	.545	.839	34	0	0	0	0
2019	AAA	INT	PAW	.287	21	70	11	18	4	0	7	11	8	0	21	1	0	.329	.614	.943	79	0	0	1	1
2019	MLB	AL	BOS	.254	95	347	46	88	10	1	18	58	31	2	127	2	1	.322	.444	.766	382	4	0	0	11
2020	MLB	AL	BOS	.142	146	16	31	5	2	5	19	8	0	50	3	0	0	.259	.377	.636	158	2	0	2	6
2021	AAA	INT	WOR	.263	24	95	19	25	2	0	6	17	8	0	30	1	0	.327	.474	.801	107	2	0	2	1
2021	AAA	INT	WOR	.278	25	97	19	27	6	0	8	20	6	0	26	1	0	.364	.588	.952	110	7	0	0	0
2021	MLB	AL	BOS	.190	31	79	12	15	4	1	2	6	1	0	32	1	1	.207	.342	.549	82	1	0	1	2
2021	MLB	NL	PIT	.357	12	42	4	15	3	0	5	0	0	10	0	1	0	.577	.800	.857	42	0	0	0	2
2021	AAA	INT	2 Teams	.271	49	192	38	52	8	0	14	37	14	0	56	2	1	.346	.531	.877	217	9	0	2	1
2022	MLB	NL	PIT	.229	129	401	39	92	16	3	14	49	19	1	126	1	1	.285	.389	.654	426	2	0	4	4
2023	MLB	NL	WSH	.242	48	91	16	22	3	0	2	5	5	0	33	1	0	.281	.341	.622	96	0	0	3	3
2024	AAA	PCL	TAC	.290	46	169	31	49	10	1	7	29	16	3	36	1	0	.366	.485	.851	191	5	0	1	6
2024	AAA	INT	CLT	.234	67	239	40	56	16	0	9	27	20	0	63	9	1	.308	.414	.722	266	6	0	1	3
2024	MLB	2 Leagues	2 Teams	.257	113	408	71	105	26	1	16	56	36	3	99	10	1	.333	.444	.777	457	11	0	2	9
Career	MLB	2 Leagues	3 Teams	.238	357	1306	133	263	41	7	42	142	64	3	378	8	4	.283	.401	.684	1386	9	0	7	28



Justin Dean - OF

Bats: Right / Throws: Right
Height: 5-8 / Weight: 185
Born: 12/6/1996 in Mauldin, S.C.
Acquired by Dodgers: Signed as a free agent,
Dec.15, 2024.



2024:

- Split time between Double-A Mississippi and Triple-A Gwinnett in the Atlanta Braves organization...slashed .247/.338/.321 with three home runs and 38 RBI.
- Went 61-for-69 in stolen base attempts...was one of seven players throughout the Minors to steal at least 60 bases and ranked sixth overall while setting a career high...led the Braves organization in steals.
- Spent most of the season with Mississippi and led the team in stolen bases with 47...was third on the team in walks (39) and fourth in on-base percentage (.331)
- Transferred to Gwinnett Aug. 8 and played in 25 Triple-A games, batting .257 with four extra-base hits and seven RBI...went 14-for-15 in stolen base attempts.
- Set a season high with four hits Sept. 20 against Jacksonville...notched three singles and a double while also stealing two bases.
- Following the regular season, played for Caneros de los Mochis in the Mexican Pacific League...batted .242 across 54 games with seven homers.

2023:

- Divided the season between Double-A Mississippi and Triple-A Gwinnett...struggled at the plate, batting just .199 for the season but set career highs with nine homers and 71 walks.
- Added to Gwinnett's roster three times throughout the season...batted .164 over 62 Triple-A games.
- Went 35-for-43 between the two levels in stolen base attempts.

Career:

- Selected by the Atlanta Braves in the 17th round of the 2018 MLB Draft from Lenoir-Rhyne University in Hickory, N.C...named All-South Atlantic Conference First Team in 2018...hold the school's single-season (7) and career (12) triples records.
- Named an South Atlantic league Postseason All-Star in 2019 while playing for Low-A Rome...slashed .284/.386/.431 with nine homers, nine triples, 46 RBI and 47 steals.

Dean's Career Stats

Season	Level	League	Team	AVG	G	AB	R	H	2B	3B	HR	RBI	BB	IBB	SO	SB	CS	OBP	SLG	OPS	PA	HBP	SAC	SF	GIDP
2018	ROK	APP	DAN	.308	32	130	28	40	8	4	1	15	22	0	32	7	6	.419	.454	.873	155	3	0	0	2
2018	A(Full)	SAL	ROM	.257	28	113	20	29	2	5	0	8	11	0	27	9	3	.333	.363	.696	126	2	0	0	2
2019	A(Full)	SAL	ROM	.284	109	429	85	122	18	9	9	46	62	0	115	47	10	.386	.431	.817	503	10	0	0	4
2021	AA	SOU	MIS	.237	99	363	60	86	14	4	8	34	42	0	128	29	6	.345	.364	.709	423	18	0	0	3
2022	AA	SOU	MIS	.234	78	274	44	64	12	4	3	27	40	0	97	19	5	.342	.339	.681	322	6	0	0	6
2022	AAA	INT	GWN	.204	19	54	3	11	2	0	0	5	3	0	15	5	1	.254	.241	.495	59	1	0	1	0
2023	AA	SOU	MIS	.228	55	193	40	44	3	1	5	14	39	0	72	22	5	.366	.332	.698	236	3	1	0	1
2023	AAA	INT	GWN	.164	62	159	25	26	3	1	4	19	32	0	67	13	3	.307	.270	.577	199	3	0	5	2
2024	AA	SOU	MIS	.244	92	315	44	77	11	2	3	31	39	0	92	47	7	.331	.321	.652	362	4	0	4	4
2024	AAA	INT	GWN	.257	25	74	13	19	3	1	0	7	12	0	30	14	1	.367	.324	.691	90	2	0	2	1
Career	Minors	4 Leagues	4 Teams	.246	599	2104	362	518	76	31	33	206	302	0	675	212	47	.352	.359	.711	2475	52	1	16	25





Jack Dreyer- LHP

Bats: Right / Throws: Left
Height: 6-2/ Weight: 205
Born: 2/27/1999 in Salt Lake City, Utah
Acquired by Dodgers: Signed as a minor league free agent,
Aug. 3, 2021



2024:

- Split time between Double-A Tulsa and Triple-A Oklahoma City...made a career-high 46 appearances and finished with a 2.20 ERA, 0.99 WHIP and .214 BAA...racked up 72 strikeouts against only 12 walks.
- Made nine appearances for Tulsa, totaling 14.2 innings; allowed just one unearned run and six hits, holding opponents 6-for-49...struck out 20 of 53 total batters faced (37.8 percent)...had 20 strikeouts against three walks and a 0.61 WHIP.
- Went 5-2 with four saves and a 2.95 ERA in 37 outings with OKC (42.2 IP)...had 52 strikeouts against nine walks and recorded a 1.13 WHIP.
- Recorded his first career save on August 6 against Round Rock and went 4-for-5 in save opportunities.
- Named a Triple-A All-Star by *Baseball America*...was one of six pitchers selected overall and the only one exclusively a relief pitcher.
- Added to the Dodgers' 40-man roster Nov. 19.

2023:

- Spent the full season with High-A Great Lakes...pitched 54.2 innings in 42 appearances and went 5-0 with a 2.30 ERA.
- Tallied 79 strikeouts for an average of 13 strikeouts per nine innings...struck out nearly 35 percent of batters faced.
- Allowed only one home run all season.

Career:

- Signed as a Minor League Free Agent by the Los Angeles Dodgers on Aug. 3, 2021.
- Played collegiate baseball at the University of Iowa but only appeared in 20 games over four seasons (2018-21) due to injuries and the COVID-19 pandemic...underwent Tommy John surgery in 2021.
- Owns a 10-2 record with a 2.18 ERA over three seasons and 100 appearances across the Dodgers organization...has a career 1.11 WHIP and .191 BAA.
- Tossed a complete game shutout to lead Johnston High School to the Iowa Class 4A Championship in 2017.
- Father, Steve, is a former pitcher who logged 42 ML appearances for Texas and held a 10-15 record with a 3.48 ERA and 154 strikeouts across three seasons with the Oklahoma City 89ers (1993-94, 1996).

Dreyer's Career Stats

Season	Level	League	Team	W	L	ERA	G	GS	CG	SHO	SV	SVO	IP	H	R	ER	HR	HB	BB	IBB	SO	WHIP	AVG	AB	WP	BK	GIDP	TBF	NP-5
2022	ROK	ACL	A-000	0	0	1.50	12	0	0	0	0	0	22.0	8	2	2	0	3	0	19	0.92	.182	44	0	0	1	47	89-73	
2023	A+	MID	GL	5	0	2.30	42	0	0	0	0	2	54.2	32	16	14	1	0	38	2	79	1.28	.171	187	7	1	3	227	953-585
2024	AA	TEX	TUL	0	0	0.00	9	0	0	0	0	0	14.2	6	1	0	0	0	3	0	20	0.61	.122	49	2	0	0	53	197-139
2024	AAA	PCL	OKC	5	2	2.95	37	0	0	0	4	5	42.2	39	22	14	4	0	9	0	62	1.13	.236	165	2	0	2	174	675-461
2024	Minors	2 Leagues	2 Teams	5	2	2.20	46	0	0	0	4	5	57.1	45	23	14	4	0	12	0	72	0.99	.210	214	4	0	2	227	872-600
Career	ROK	ACL	A-000	0	0	1.50	12	0	0	0	0	0	22.0	8	2	2	0	3	0	19	0.92	.182	44	0	0	1	47	89-73	
Career	AAA	PCL	OKC	5	2	2.95	37	0	0	0	4	5	42.2	39	22	14	4	0	9	0	62	1.13	.236	165	2	0	2	174	675-461
Career	AA	TEX	TUL	0	0	0.00	9	0	0	0	0	0	14.2	6	1	0	0	0	3	0	20	0.61	.122	49	2	0	0	53	197-139
Career	A+	MID	GL	5	0	2.30	42	0	0	0	0	2	54.2	32	16	14	1	0	38	2	79	1.28	.171	187	7	1	3	227	953-585
Career	Minors	4 Leagues	4 Teams	10	2	2.18	100	0	0	0	4	7	124.0	85	41	30	7	0	53	2	164	1.11	.191	445	11	1	6	501	1914-1258





Carlos Duran- RHP

Bats: Right / Throws: Right
Height: 6-7/ Weight: 230
Born: 7/30/2001 in Nagua, Dominican Republic
Acquired by Dodgers: Signed as a free agent,
March 8, 2018



- 2024:**
- Played at three different levels between Single-A Rancho Cucamonga, Double-A Tulsa and Triple-A Oklahoma City...limited to 53.1 innings and finished with a combined 3.71 ERA, 1.58 WHIP and .250 BAA...registered 73 strikeouts.
 - Began the campaign with Rancho Cucamonga, posting a 0-2 record with a 4.61 ERA and 22 strikeouts across seven starts, marking his first game action since 2022...was on the Development List May 6-June 19.
 - Joined Tulsa July 3 and made his Double-A debut July 4 against Wichita, allowing one earned run on four hits while striking out four across 3.1 IP...over 11 starts with Tulsa, went 0-4 with a 3.05 ERA, notching 48 strikeouts in 38.1 IP...struck out a season-high seven batters Aug. 2 against Springfield (3.0 IP).
 - Made his Triple-A debut Sept. 14 against Tacoma...was removed in the second inning due to injury and was ultimately charged with two runs on no hits, with three walks and three strikeouts.

- 2023:**
- Did not play while recovering from Tommy John surgery.
 - Entered the campaign ranked as the No. 28 prospect in the Dodgers organization by *Baseball America*.

- Career:**
- Signed with the Dodgers on March 8, 2018 as an international free agent out of the Dominican Republic.
 - Spent the 2022 season with High-A Great Lakes, amassing a 1-3 record with 4.25 ERA and 68 strikeouts across 14 games (13 starts), totaling 48.2 IP.
 - Played most of the 2021 season with Single-A Rancho Cucamonga, going 2-4 with a 5.25 ERA and 109 strikeouts across 20 games (18 starts).
 - Spent 2018 and 2019 with the DSL Dodgers and was named a DSL Mid-Season All-Star in 2018.

Duran's Career Stats

Season	Level	League	Team	W	L	ERA	G	GS	CG	SHO	SV	SVO	IP	H	R	ER	HR	HB	BB	IBB	SO	WHIP	AVG	AB	WP	BK	GDP	TBF	NP-5
2018	ROK	DSL	DODG	0	2	1.90	12	12	0	0	0	0	42.0	29	9	7	1	2	3	0	30	0.76	.196	148	6	1	1	157	244-211
2019	ROK	DSL	DODG	1	0	0.43	5	5	0	0	0	0	21.0	8	3	1	0	0	10	0	23	0.86	.119	67	2	0	3	77	164-113
2019	ROK	ACL	ADOL	0	4	8.38	8	8	0	0	0	0	19.1	38	23	18	3	2	10	0	16	2.48	.404	94	1	0	1	107	185-133
2021	A	CAL	RC	2	4	5.25	20	18	0	0	0	0	73.2	81	50	43	9	9	24	0	109	1.43	.266	305	6	5	1	340	1250-801
2021	A+	MID	GL	0	1	8.59	2	2	0	0	0	0	7.1	10	8	7	0	0	6	0	6	2.18	.323	31	1	0	1	38	144-83
2022	ROK	ACL	ADOL	0	0	0.00	1	1	0	0	0	0	1.0	0	0	0	0	1	0	0	1	0.00	.000	3	0	0	0	4	6-5
2022	A+	MID	GL	1	3	4.25	14	13	0	0	0	0	48.2	43	25	23	6	2	24	0	68	1.38	.235	183	7	1	5	211	800-502
2024	A	CAL	RC	0	2	4.61	7	7	0	0	0	0	13.2	9	12	7	1	3	11	0	22	1.46	.176	51	0	2	1	65	248-146
2024	A+	TEX	TUL	0	4	3.05	11	11	0	0	0	0	38.1	43	14	13	3	5	18	0	48	1.39	.281	153	2	1	1	176	673-416
2024	AAA	PCL	DNV	0	0	13.50	1	1	0	0	0	0	1.1	0	2	2	0	0	3	0	3	2.25	.000	4	0	0	0	7	34-15
Career	Minors	6 Leagues	7 Teams	4	20	4.09	81	78	0	0	0	0	266.1	261	146	121	23	24	109	0	326	1.39	.251	1039	25	10	14	1182	3748-2425





Hunter Feduccia - C

Bats: Left / Throws: Right
Height: 6-2 / Weight: 215
Born: 6/5/1997 in Lake Charles, La.
Acquired by Dodgers: Selected in the 12th round of the 2018 MLB Draft



2024:

- Split time between Triple-A Oklahoma City and the Los Angeles Dodgers.
- Played in 82 games with OKC, slashing .284/.409/.428 with six home runs and 50 RBI...set a career high in OBP while drawing a career-high 59 walks.
- Put together a career-best 30-game on-base streak June 6-Aug. 3...collected 27 hits and 29 walks and had a .452 OBP.
- Set a career high with six RBI May 9 at Sugar Land...went 4-for-7 with a home run and a triple.
- Recalled three times during the season by Los Angeles and saw action in five games with the Dodgers...went 4-for-12 with one RBI and two walks in 14 plate appearances.
- Made his ML debut July 31 at San Diego as a pinch hitter...made his first career start Aug. 25 vs. Tampa Bay and went 1-for-2 with a walk, collecting his first career hit in the seventh inning against Drew Rasmussen.

2023:

- Spent all season with Oklahoma City, slashing .279/.387/.451 with 18 doubles, two triples, 11 home runs and 57 RBI across 90 games...set career highs in games, hits (89), RBI, runs (61) and walks (58).
- Swatted a solo home run in the Triple-A National Championship game in an eventual 7-6 defeat.
- Went 4-for-5 with a home run and a double July 25 at Reno...went 4-for-4 with two doubles June 29 at Sugar Land...recorded three separate games with four-plus hits.
- Named PCL Player of the Week for April 18-23...went 10-for-18 with two homers, three doubles and 13 RBI...had three straight games with four-plus RBI (13) April 18-20...went 5-for-5 with a home run, double and five RBI April 18 at Albuquerque...was his first career five-hit game; also tied his career high in RBI.
- Hit OKC's first home run of 2023 with a three-run blast Opening Night against Tacoma.
- Added to the Los Angeles Dodgers' 40-man roster Nov. 14.

Career:

- Selected in the 12th round of the 2018 MLB Draft by Los Angeles from Louisiana State University.
- Split the 2022 season between Double-A Tulsa and OKC...slashed a combined .238/.331/.466 and set career highs with 15 homers, 20 doubles, 51 RBI and 46 runs scored.
- Spent first two collegiate seasons at LSU-Eunice...voted the 2016 and 2017 LSU-Eunice Defensive Player of the Year.
- Transferred to LSU in 2018 where he appeared in 56 games, posting a .233 average with 10 doubles, three home runs (including a grand slam) and 31 RBI.

Feduccia's Career Stats

Season	Level	League	Team	AVG	G	AB	R	H	2B	3B	HR	RBI	BB	IBB	SO	SB	CS	OBP	SLG	OPS	PA	HBP	SAC	SF	GDP
2018	ROK	PID	OSD	.250	3	8	2	2	0	0	0	1	3	0	1	0	0	.500	.250	.750	12	1	0	0	1
2018	A(Full)	MID	GL	.290	31	100	6	29	6	0	0	9	15	2	31	1	0	.381	.350	.731	119	1	1	2	5
2019	A(Full)	MID	GL	.288	50	184	34	53	17	1	4	31	36	0	42	1	0	.399	.457	.856	223	0	0	3	2
2019	A(Adv)	CAL	RC	.239	22	71	8	17	1	1	0	12	9	0	19	1	2	.325	.282	.607	82	0	2	0	4
2021	AA	TEX	TUL	.254	86	284	44	72	9	1	10	45	39	0	62	0	0	.343	.398	.741	327	1	0	3	10
2022	AA	TEX	TUL	.236	43	144	21	34	6	1	8	26	24	0	38	0	0	.341	.458	.799	170	0	0	2	3
2022	AAA	PCL	OKC	.240	40	150	25	36	14	0	7	25	17	0	45	0	0	.321	.473	.794	168	1	0	0	4
2023	AAA	PCL	OKC	.279	90	319	61	89	18	2	11	57	68	1	79	0	0	.387	.451	.838	380	0	0	3	8
2024	AAA	PCL	OKC	.284	82	285	41	81	17	3	6	50	59	1	72	2	1	.409	.428	.837	350	3	0	3	6
2024	MLB	NL	LAD	.333	5	12	2	4	0	0	0	1	2	0	2	0	0	.429	.333	.762	14	0	0	0	1
Career	MLB	NL	LAD	.333	5	12	2	4	0	0	0	1	2	0	2	0	0	.429	.333	.762	14	0	0	0	1
Career	Minors	5 Leagues	5 Teams	.267	447	1545	242	413	88	9	46	256	260	4	389	5	3	.372	.425	.797	1831	7	3	16	43



Julian Fernández - RHP



Bats: Right / Throws: Right
Height: 6-7 / Weight: 240
Born: 12/05/1995 in Boca Chica, Dominican Republic
Acquired by Dodgers: Signed as a free agent,
Jan. 6, 2025

2024:

- Made 34 appearances with El Águila de Veracruz of the Mexican League...posted a 1-1 record and 1.82 ERA with 43 strikeouts in 34.2 innings...held opponents to a .167 batting average...finished with a 0.92 WHIP.
- Was perfect in save situations, going 19-for-19.

- Selected to the Mexican League All-Star Game.

2023:

- Made seven appearances in 2023 with Triple-A Buffalo in the Toronto Blue Jays organization, posting a 1-0 record and 10.61 ERA.
- Gave up 13 runs and 18 hits over 9.1 innings before he was released by the Blue Jays May 25.

Career:

- Signed with the Colorado Rockies in 2012 as an international free agent.
- Selected by the San Francisco Giants in the 2017 Rule 5 Draft...missed the entire 2018 season after undergoing Tommy John surgery.
- On Nov. 19, 2018, was claimed off waivers by the Miami Marlins...spent the entire 2019 season on the Injured List and did not appear in a game before returning to the Rockies organization.
- Made his Major League debut Sept. 5, 2021 allowing three runs in 1.2 innings against the Atlanta Braves...ended up making six appearances for Colorado that season after not having appeared in a formal game in any of the previous three seasons.
- Threw a fastball clocked at 102.8 mph Oct. 2, 2021 for Colorado, marking the fastest pitch thrown by any Rockies pitcher in the Statcast era (since 2015).
- Has pitched in the Dominican Winter League in each of the past four seasons, with two seasons each with Águilas and Estrellas.

Fernández's Career Stats

Season	Level	League	Team	W	L	ERA	G	GS	CG	SHO	SV	SVO	IP	H	R	ER	HR	HB	BB	IBB	SO	WHIP	AVG	AB	WP	BK	GDP	TBF	NP-5
2016	ROK	DSL	D-DO2	2	1	6.75	7	0	0	0	0	0	9.1	10	8	7	0	2	11	0	8	2.25	.270	37	5	1	0	51	110-55
2017	ROK	DSL	D-DO1	6	2	2.52	15	14	1	1	0	0	64.1	53	24	18	1	0	24	1	55	1.20	.226	235	12	1	5	263	481-354
2018	ROK	ACL	A-DO2	1	2	2.96	15	0	0	0	0	1	27.1	18	12	9	2	0	14	0	38	1.17	.180	100	5	2	0	115	244-180
2021	A	DAL	RIC	2	0	4.75	22	3	0	0	1	1	30.1	32	17	16	1	1	13	1	41	1.48	.274	117	3	1	3	134	525-354
2021	A+	MID	GL	1	2	3.60	10	2	0	0	0	1	15.0	10	6	6	2	2	9	0	20	1.27	.182	55	1	0	0	66	273-175
2022	A+	MID	GL	1	2	2.14	15	0	0	0	8	8	21.0	17	11	5	1	1	7	0	22	1.14	.207	82	1	0	2	90	331-221
2022	AA	TEX	TUL	3	2	3.96	36	2	0	0	0	2	38.2	30	18	17	7	2	18	0	47	1.24	.219	137	0	0	5	158	633-397
2023	AAA	INT	IND	0	0	3.38	5	2	0	0	0	0	5.1	2	2	2	1	0	3	0	6	.084	.111	18	1	0	0	21	88-51
2023	MLB	NL	PIT	1	3	4.97	50	0	0	0	0	2	50.2	47	30	28	9	1	22	3	62	1.36	.239	197	5	2	0	223	861-555
2024	ROK	ACL	A-DO2	1	0	0.00	3	1	0	0	0	0	3.0	0	0	0	0	0	2	0	6	.067	.000	9	0	0	0	11	42-27
2024	AAA	INT	IND	0	0	7.04	14	0	0	0	0	0	15.1	19	12	12	1	1	9	0	21	1.83	.292	65	0	0	0	75	302-184
2024	AAA	PCL	CMC	1	1	4.50	16	1	0	0	0	0	18.0	17	9	9	1	0	10	1	14	1.50	.246	69	1	0	1	79	311-200
2024	MLB	NL	PIT	1	1	3.38	7	0	0	0	1	1	5.1	5	2	2	1	0	4	1	4	1.69	.238	21	1	1	0	25	89-60
2024	AAA	2 Leagues	2 Teams	1	1	5.67	30	1	0	0	0	0	33.1	36	21	21	2	1	19	1	35	1.65	.269	134	1	0	1	154	613-384
Career	MLB	NL	PIT	2	4	4.82	87	0	0	0	1	3	164.0	152	92	90	10	1	26	4	66	1.39	.239	238	6	3	0	248	950-635
Career	Minors	7 Leagues	9 Teams	19	11	3.67	158	25	1	1	9	13	247.2	208	119	101	17	9	120	3	278	1.32	.225	924	29	5	16	1063	3340-2318





Nick Frasso - RHP

Bats: Right / Throws: Right
Height: 6-5 / Weight: 210
Born: 10/18/1998 in Torrance, Calif.
Acquired by Dodgers: Trade with Toronto,
Aug. 2, 2022



2024:

- Missed the entire season after undergoing shoulder surgery in November 2023 to repair a torn labrum.

2023:

- Appeared in 21 games for Double-A Tulsa before being promoted to Triple-A Oklahoma City on Aug. 27... went a combined 4-6 with a 3.77 ERA over a career-high 93.0 innings...recorded 107 strikeouts against 31 walks and compiled a 1.27 WHIP.
- Posted a 3-4 record with Double-A Tulsa, striking out 94 batters in 73.2 innings while posting a 3.91 ERA.
- Earned his first professional victory on April 25 with Double-A Tulsa in a 4-1 over Arkansas, throwing five innings and giving up only three hits.
- Named the Texas League Pitcher of the Month for April 2023 after posting a 1-1 record with a 1.23 ERA in five games.
- Went 1-2 with a 3.26 ERA in four appearances following his promotion to OKC.
- Named the Pacific Coast Pitcher of the Week after throwing six scoreless innings in his start versus Albuquerque Aug. 27, only allowing two hits and one walk while striking out four.
- Added to the Los Angeles Dodgers' 40-man roster Nov. 14.

Career:

- Acquired by the Dodgers along with pitcher Moises Brito in a trade with the Toronto Blue Jays on August 2, 2022 in exchange for Mitch White and Alex De Jesus.
- Underwent an internal brace procedure on his right elbow in 2021.
- Drafted in the fourth round of the 2020 MLB Draft Toronto from Loyola Marymount University.

- In his senior year at Rancho Pales Verdes High School, pitched a no-hitter which clinched the Bay League Championship.

Frasso's Career Stats

Season	Level	League	Team	W	L	ERA	G	GS	CG	SHO	SV	SVO	IP	H	R	ER	HR	HB	BB	IBB	SO	WHIP	AVG	AB	WP	BK	GDP	TBF	NP-S
2021	A	FSL	DUN	0	0	0.00	3	2	0	0	0	0	5.0	3	1	0	0	0	2	0	8	1.00	.158	19	1	0	0	21	98-57
2022	A	FSL	DUN	0	0	0.70	7	7	0	0	0	0	25.2	13	2	2	0	1	8	0	42	0.82	.146	89	1	0	1	96	278-251
2022	A+	NWL	VAN	0	0	0.82	3	3	0	0	0	0	11.0	3	2	1	1	0	2	0	15	0.45	.081	37	0	0	0	39	181-119
2022	A+	MID	GL	0	0	1.59	2	2	0	0	0	0	5.2	5	1	1	0	0	0	0	9	0.88	.238	21	0	0	0	21	100-72
2022	AA	TEX	TUL	0	0	5.40	4	4	0	0	0	0	11.2	12	7	7	1	0	7	0	10	1.63	.261	46	2	0	0	54	222-135
2023	AA	TEX	TUL	3	4	3.91	21	21	0	0	0	0	73.2	68	34	32	4	7	24	0	94	1.25	.242	281	1	0	3	315	1243-842
2023	AAA	PCL	OKC	1	2	3.06	4	4	0	0	0	0	19.1	19	9	7	0	3	7	0	13	1.34	.257	74	2	0	2	84	333-200
Career	Minors	5 Leagues	5 Teams	4	6	2.96	44	43	0	0	0	0	152.0	123	56	50	6	11	50	0	191	1.14	.217	567	7	0	6	632	2555-1676



Alex Freeland - IF

Bats: Switch / Throws: Right

Height: 6-2/ Weight: 200

Born: 8/24/2001 in Louisville, Ky.

Acquired by Dodgers: Selected in third round
of 2022 MLB Draft



2024:

- Split time between High-A Great Lakes, Double-A Tulsa, and Triple-A Oklahoma City, totaling 136 games...slashed a combined .260/.387/.442 with 18 homers, 43 extra-base hits, 100 runs and 74 RBI... went 31-for-33 in stolen base attempts.
- Among qualified Dodgers minor leaguers, ranked first in walks (91), second in runs (100), extra-base hits (43) and OBP (.387), fourth in hits (132) and OPS (.829), and tied for fifth in homers (18) and RBI (74)...ranked fourth overall in the Minors in runs scored and sixth overall in walks.
- Began the season with High-A Great Lakes and blitzed through the Midwest League, hitting .346/.519/.593 over 23 games...recorded 27 walks against 16 strikeouts.
- Promoted to Double-A May 7...slashed .245/.370/.422 across 74 games...connected on 11 homers and stole 24 bases... among Tulsa team leaders for the season, ranked third in runs scored (59), third in stolen bases (24) and fourth in walks (45)...At the time of his promotion to OKC, ranked third in walks and among Texas League leaders...his 59 runs scored ranked tied for fourth and his 24 stolen bases were tied for fifth, while his .370 OBP ranked seventh and his .792 OPS ranked 10th. named a Texas League Postseason All-Star.
- Recorded his first career multi-homer game June 29 against Amarillo, hitting solo homers in the first and fifth innings.
- Joined OKC Aug. 6 and played in 39 games, slashing .243/.335/.396 with five homers and 18 RBI... finished the season on an eight-game hitting streak, going 14-for-33 (.424) with seven extra-base hits and 11 RBI.
- Homered in three straight games Sept. 18-20 at Salt Lake...notched eight RBI over the three-game heater.
- Hit OKC's longest home run of the season with a 462-foot blast out to center field to lead off the game Aug. 13 at Las Vegas.

2023:

- Spent entire season at High-A Great Lakes, slashing .240/.345/.362 with 17 doubles, two triples, nine homers, 57 RBI, 58 runs scored and 20 walks over 106 games...led the Loons in RBI, finished second on the team in runs, third in hits and third in games played...his 31 stolen bases ranked sixth in the Midwest League, while his 60 walks tied for ninth.

Career:

- Enters the season ranks as the Dodgers' No. 3 prospect by Baseball America and No. 5 prospect by MLB Pipeline.
- Drafted by the Los Angeles Dodgers in the third round of the 2022 MLB Draft... Played two years of collegiate baseball at the University of Central Florida...led all UCF Freshman in 2021 starting in 60 of 61 games.

Freeland's Career Stats

Season	Level	League	Team	AVG	G	AB	R	H	2B	3B	HR	RBI	BB	ISB	SO	SB	CS	OBP	SLG	OPS	PA	HBP	SAC	SF	GIDP
2022	A	CAL	RC	.313	8	32	7	10	1	0	3	6	2	0	11	2	0	.389	.625	1.014	36	2	0	0	0
2023	A+	MID	GL	.240	106	392	58	94	17	2	9	57	60	2	131	31	8	.345	.362	.707	461	5	0	4	5
2024	A+	MID	GL	.346	23	81	18	28	10	2	2	21	27	0	16	5	0	.518	.593	1.111	110	2	0	0	1
2024	AA	TEX	TUL	.245	74	282	59	69	15	1	11	35	45	0	73	24	2	.370	.422	.792	341	12	0	2	3
2024	AAA	PCL	OKC	.243	39	144	23	35	7	0	5	18	19	0	44	2	0	.335	.396	.731	164	1	0	0	0
Career	Minors	4 Leagues	4 Teams	.253	250	931	165	236	50	5	30	137	153	2	275	64	10	.370	.415	.785	1112	22	0	6	9





Giovanny Gallegos - RHP



Bats: Right / Throws: Right
Height: 6-2 / Weight: 205
Born: 8/14/1991 in Ciudad Obregon, Mexico
Acquired by Dodgers: Signed as a free agent,
Nov. 22, 2024

2024:

- Split time between the St. Louis Cardinals and Minnesota Twins organizations...started the season with St. Louis and made 13 appearances before being placed on the Injured List May 6 with a right shoulder impingement; at the time of the injury, owned a 12.00 ERA, 2.33 WHIP and .341 BAA...following a rehab assignment, rejoined the Cardinals June 21.
- After making a total of 21 appearances with St. Louis and going 2-1 with a 6.53 ERA, was designated for assignment July 28 and released Aug. 2.
- Signed by the Minnesota Twins Aug. 6 to a minor league contract...went 0-1 with a 4.26 ERA across 13 appearances at Triple-A St. Paul...finished with more walks (10) than strikeouts (8).

2023:

- Spent entire 2023 season with MLB St. Louis, posting a 2-4 record with a 4.42 ERA over 56 games...went 10-for-16 in save opportunities...marked his fourth ML season with at least 56 appearances.
- Totaled 59 strikeouts against only 12 walks and posted a 1.20 WHIP.
- Ranked third on the Cardinals in appearances and led the team with 20 holds...recorded double-digit saves for a third consecutive season.

Career:

- Appeared in a total of 311 games in the Majors over the last nine seasons, including time with the New York Yankees (2017-18) and St. Louis Cardinals (2018-24)...owns a career 18-21 record with a 3.49 ERA, 1.02 WHIP and .209 BAA...registered 45 career saves.
- Originally signed with the New York Yankees as an international free agent in 2012...made his MLB debut with the Yankees on May 12, 2017 versus the Houston Astros.
- Traded to St. Louis on July 27, 2018 in exchange for Luke Voit and international bonus pool money.
- Ranked fourth in the NL in 2021 with 73 appearances...that season finished with a 3.02 ERA and 0.88 WHIP over a career-high 80.1 innings...allowed just 51 hits and notched 95 strikeouts against 20 walks.
- Played for Team Mexico in both the 2017 and 2023 World Baseball Classics.
- During Game 4 of the 2018 PCL American Conference Finals, sent Memphis to the PCL Championship Series on a two-strike, walk-off single in the 10th inning vs. Oklahoma City in only his second career professional plate appearance.

Gallegos' Career Stats

Season	Level	League	Team	W	L	ERA	G	GS	SHO	SV	IP	BF	H	R	ER	HR	HR	BB	IBB	SO	WHIP	AVG	AB	WP	BK	GDP	TBF	NP-S	
2012	ROK	PCL	G-Fall	0	1	1.67	12	8	0	0	27.0	207	7	31	9	2	2	0	22	0	81	.206	97	0	1	3	102	134-144	
2013	ADW	NYP	Spring	2	8	4.27	16	16	0	0	65.1	71	32	31	9	5	14	0	43	1.30	.278	255	3	1	7	276	430-390		
2014	ADW	NYP	Spring	0	5	4.57	29	0	0	1	28.2	108	36	45	8	3	19	1	91	1.43	.288	92	0	0	0	99	1218-833		
2015	ADW	NYP	Spring	3	1	1.35	30	0	0	5	53.1	32	11	8	2	2	7	0	54	0.73	.192	186	2	1	4	201	603-436		
2016	AAA	INT	Spring	0	0	4.42	3	0	0	2	6.3	28	4	4	0	0	0	0	3	1.25	.288	27	0	0	0	29	103-75		
2016	AAA	INT	Spring	0	0	0.00	2	0	0	0	3.0	2	0	0	0	0	0	0	3	0.67	.182	11	0	0	0	11	44-30		
2016	AAA	INT	Spring	2	1	1.04	17	0	0	2	33.0	20	6	4	0	0	0	0	3	0.82	.211	117	1	0	0	124	510-335		
2016	AAA	INT	Spring	5	1	1.40	25	0	0	2	45.0	28	7	7	4	1	10	1	53	0.84	.178	157	4	1	3	170	709-460		
2017	AAA	INT	Spring	4	2	2.08	48	0	0	5	7	43.1	28	12	10	4	1	11	0	69	0.90	.179	104	5	0	1	169	705-460	
2017	MLB	NL	NY	0	1	4.87	16	0	0	0	1	20.1	21	12	11	3	0	5	1	22	1.28	.263	80	1	1	0	88	263-253	
2018	MLB	NL	STL	0	0	4.50	17	0	0	0	2	3	27.2	24	13	12	1	2	0	41	1.12	.231	104	0	1	1	115	472-296	
2018	AAA	PCL	MEM	0	0	0.54	13	0	0	0	1	16.2	7	1	1	0	0	3	0	16	0.60	.130	54	1	0	1	59	210-152	
2018	MLB	NL	STL	0	0	0.00	1	0	0	0	1.0	0	0	0	0	0	0	0	10	1.30	.278	36	0	0	0	40	157-106		
2018	MLB	NL	STL	0	0	0.00	2	0	0	0	0	1.1	1	0	0	0	0	0	0	2	0.75	.200	5	0	0	0	5	25-18	
2018	AAA	PCL	MEM	0	0	0.00	1	0	0	0	1.0	0	0	0	0	0	0	0	11	0.00	.000	3	0	0	0	3	6-4		
2019	MLB	NL	STL	3	2	3.31	66	0	0	0	1	4	74.0	44	19	19	9	3	16	2	93	0.81	.170	259	3	1	4	279	1141-780
2020	MLB	NL	STL	2	2	3.82	75	0	0	0	4	6	12.0	9	6	5	1	0	4	2	21	0.87	.192	53	1	0	5	57	228-166
2021	MLB	NL	STL	3	5	3.02	75	0	0	0	14	22	80.1	42	28	20	6	1	0	0	88	.181	.276	1	0	4	210	728-516	
2022	MLB	NL	STL	3	6	3.05	57	0	0	0	14	20	99.0	42	23	20	6	0	18	1	73	1.02	.197	213	2	3	25	288	988-661
2023	MLB	NL	STL	2	4	4.02	49	0	0	0	16	50.0	44	28	20	6	1	0	0	0	23	0.88	.183	276	1	0	2	229	889-532
2024	AAA	TEX	SPR	0	0	11.37	2	0	0	0	0	2.1	4	3	3	0	0	0	2	2.57	.364	11	0	0	0	13	43-29		
2024	AAA	INT	STP	0	1	5.01	1	0	0	0	0	1	1.76	3	1	0	0	0	0	1	1.76	.513	8	0	0	8	18	37-36	
2024	AAA	INT	STP	0	1	4.26	13	0	0	0	0	0	12.2	13	7	6	0	1	0	0	8	1.82	.265	49	2	2	0	60	246-137
2024	MLB	NL	STL	2	1	4.51	21	0	0	0	1	1	20.3	24	15	15	6	0	10	0	21	1.65	.286	84	1	0	3	94	401-247
2024	AAA	INT	2 Teams	0	2	5.94	17	1	0	0	0	1	16.2	18	12	11	3	1	12	0	11	1.80	.277	65	2	0	7	78	303-173
Career	MLB	7 Leagues	9 Teams	18	23	3.49	311	0	0	0	45	69	315.2	256	136	130	44	9	88	4	396	1.02	.209	1222	15	4	18	1337	5621-3628
Career	Minors	7 Leagues	9 Teams	23	22	2.95	212	27	0	0	18	10	429.2	369	164	141	33	16	96	4	466	1.08	.230	1605	25	9	25	1741	5510-3784



Alec Gamboa - LHP

Bats: Switch / Throws: Left

Height: 6-1 / Weight: 235

Born: 1/17/1997 in Madera, Calif.

Acquired by Dodgers: Selected in the ninth round
of the 2019 MLB Draft



2024:

- Emerged as a valuable swingman for OKC, appearing in 22 games, including 12 starts...posted a 3-6 record with a 3.30 ERA in 73.2 IP, with 51 strikeouts against 31 walks...tied for the team lead in innings and ranked third in starts...team went 8-4 in his starts
- Compiled four starts of at least 5.0 innings and no runs allowed...turned in two starts of six scoreless innings.
- Over consecutive starts between July 4 vs. Las Vegas and July 11 vs. El Paso, turned in 11.2 scoreless innings, allowing six hits with one walk and seven strikeouts, as opponents went 6-for-43; during all 11.2 innings he was on the mound, the game was in a scoreless tie.
- Did not allow a hit over five scoreless innings Aug. 24 vs. El Paso and combined with Ben Casparius on the team's first one-hit shutout in eight years during OKC's 1-0 victory...marked the longest hitless outing of his career...retired 13 of 16 batters faced.
- In his final outing of the season, did not yield a run over 6.0 innings against Sugar Land Sept. 6...allowed three hits, with two walks and five strikeouts...combined with three relievers on a 1-0 shutout.
- Spent time on the 7-day Injured List from April 19-May 18 along with two stints on the Development List throughout the season.

2023:

- Split the season between Double-A Tulsa and Oklahoma City...logged a career-high 37 appearances and registered a 3.66 ERA, 1.32 WHIP and .196 BAA with 76 strikeouts in 76.1 innings.
- Made 14 relief appearances with Tulsa, going 7-0 with a 2.25 ERA over 36.0 innings with 19 walks against 33 strikeouts...held opponents to .140 AVG with a 1.00 WHIP...allowed just one run over his last five games, spanning 18.2 innings; held opponents 6-for-60.
- Named Texas League Pitcher of the Week for May 1-7, pitching a combined 5.1 scoreless and hitless innings in two outings against San Antonio with one walk and six strikeouts.
- Dealt 3.0 scoreless innings during his Triple-A debut June 10 at El Paso and was the winning pitcher during the team's 4-1 victory; first batter faced at Triple-A was a rehabbing Nelson Cruz...retired eight of 10 batters faced with two hits and three strikeouts...threw 4.0 scoreless innings July 6 against Albuquerque, retiring 12 of 13 batters faced, with one walk and four strikeouts.

Career:

- In his sixth pro season after being selected by the Los Angeles Dodgers in the ninth round of the 2019 MLB Draft out of Fresno City College...started his college career at Fresno State before undergoing Tommy John surgery.
- Named a MiLB.com Organization All-Star in 2021...spent the 2021 season with High-A Great Lakes, going 4-5 with a 4.21 ERA, making 22 appearances (11 starts) for 77.0 IP...recorded 71 strikeouts against 30 walks.
- Was a three-sport athlete at Madera High School (Calif.), lettering in baseball, football and wrestling...named County Metro Athletic Conference Pitcher of the Year twice...named 2013 Madera High School MVP in football...posted a 150-15 record in wrestling and was a three-time California state placer.

Gamboa's Career Stats

Season	Level	League	Team	W	L	ERA	G	GS	CG	SHO	SV	SVO	IP	H	R	ER	HR	HB	BB	IBB	SO	WHIP	AVG	AB	WP	BK	GDP	TBF	NP-5
2019	ROK	ACL	ACL	1	1	2.88	12	7	0	0	0	0	25.0	19	10	8	0	1	2	0	33	0.84	.209	91	1	0	1	96	199-160
2021	AA	ML	ML	4	5	4.21	22	11	0	0	0	0	77.0	71	37	36	9	2	30	0	71	1.31	.241	294	7	2	4	329	1261-808
2022	AA	TEX	TUL	11	4	5.91	30	6	0	0	1	3	88.1	87	60	58	11	4	47	0	72	1.52	.297	339	10	1	6	395	1511-932
2023	AA	TEX	TUL	7	0	2.25	14	0	0	0	0	0	36.0	17	9	9	2	2	19	0	33	1.00	.140	121	4	1	4	143	579-354
2023	AAA	PCL	OKC	2	4	4.91	23	3	0	0	1	2	40.1	36	26	22	3	0	29	0	43	1.61	.235	153	2	0	3	183	773-447
2024	AAA	PCL	OKC	3	6	3.30	22	12	0	0	0	0	73.2	70	37	27	3	1	31	0	51	1.37	.251	279	6	0	9	316	1181-737
Career	Minors	4 Leagues	4 Teams	28	20	4.23	123	39	0	0	2	5	340.1	300	179	160	28	10	158	0	303	1.35	.235	1277	30	4	27	1462	5504-3467





Luis García - LHP

Bats: Left / Throws: Left
Height: 6-2 / Weight: 240
Born: 1/30/1987 in Santo Domingo, Dominican Republic
Acquired by Dodgers: Signed as a free agent,
Feb. 14, 2025



2024:

- Made a combined 60 appearances in the Majors between the Los Angeles Angels and Boston Red Sox; marked his third consecutive season with at least 60 games...sported a 5-1 record with a 4.88 ERA and went 4-for-7 in save opportunities...in 53 of those appearances, allowed one run or less...totaled 53 strikeouts against 15 walks
- Began the season with the Angels and made 45 appearances, registering a 3.71 ERA over 43.2 innings...traded to Boston July 31 in exchange for a package of four players...prior to the trade, went 2-1 with a 1.04 ERA in eight appearances in the month of July.
- Following the trade, allowed 15 runs and 24 hits across 15.1 IP...however, did allow just one walk and tallied 13 strikeouts...allowed only one run and six hits over his final seven appearances (7.0 IP).
- Placed on the Injured List Aug. 27 with right elbow inflammation but returned Sept. 22.

2023:

- Spent the entire with the San Diego Padres...in 61 appearances, pitched to a record of 2-3 with a 4.07 ERA...tied for second on the Padres in appearances.
- Held right-handed batters to a .214 batting average throughout the season and all hitters to a .174 clip with runners in scoring position.
- Over the final two months of the season posted a 1.96 ERA.

Career:

- Has spent multiple seasons with the Philadelphia Phillies (2013-18), Los Angeles Angels (2019; 2024) and San Diego Padres (2022-23) and one season each with the Texas Rangers (2020), St. Louis Cardinals (2021) and the Boston Red Sox (2024)...is one of only 28 pitchers to make at least 185 appearances over the last three seasons.
- Overall has logged 545 appearances the Majors across 12 seasons...has a 4.14 career ERA and 15 saves and enters the 2025 season sitting on 499 strikeouts.
- Originally signed by the Los Angeles Dodgers as an international free agent in 2004 from the Dominican Republic...traded during the 2009 season to the Washington Nationals along with a player to be named later (Victor Gárate) in exchange for Ronnie Belliard.
- Made his MLB debut on July 10, 2013 with the Philadelphia Phillies, pitching one scoreless inning versus the Washington Nationals.
- Named a MiLB.com Organizational All Star in 2013 and 2014 with Philadelphia...earned a spot as an International League Mid-Season All-Star in 2014 with Triple-A Lehigh Valley.

García's Career Stats

Season	Level	League	Team	W	L	ERA	G	GS	SHO	SV	SVO	IP	H	R	ER	HR	BB	SO	WARP	AVG	AB	WP	BP	SB	K	GDP	TBF	NP-5			
2004	ROK	PCL	G-SOOS	2	1	4.42	11	0	0	0	0	9	23	26	21	16	2	17	1	1.02	.219	129	8	0	2	121	217	138			
2007	ROK	PCL	G-SOOS	3	0	3.35	12	0	0	0	0	1	25	29	11	10	0	2	17	1	1.82	.299	99	8	0	2	121	217	138		
2008	ROK	PCL	G-SOOS	3	0	2.60	21	0	0	0	0	9	11	30	22	14	8	2	17	0	37	302	114	4	0	2	135	266	100		
2009	AFU	ML	DET	5	3	2.92	34	0	0	0	0	5	8	71	68	27	23	5	1	15	1	117	243	277	7	0	4	296	479	399	
2010	AFU	ML	CAR	1	2	4.08	16	0	0	0	0	8	2	17	10	5	0	0	10	0	3	3.88	483	2	0	0	13	35	94		
2010	AFU	ML	CAR	4	4	3.88	36	0	0	0	0	2	51	48	25	22	3	5	17	1	43	1	27	200	150	10	4	201	385	595	
2010	AFU	ML	CAR	2	0	10.38	6	0	0	0	0	8	2	17	10	5	0	0	10	0	3	3.88	483	2	0	0	13	35	94		
2013	AFU	ML	CAR	0	1	1.37	14	0	0	0	0	7	2	19	15	3	3	2	5	0	20	1.02	208	70	0	0	2	78	138	113	
2013	AFU	ML	CAR	2	0	2.60	31	0	0	0	0	1	2	11	10	3	1	1	0	2	13	1.18	250	40	2	0	4	42	165	100	
2013	AAA	INT	LHV	0	0	0.82	8	0	0	0	0	8	8	0.82	13	28	2	0	0	0	0	0	0	0	0	0	42	153	95		
2013	AAA	INT	LHV	0	0	0.82	8	0	0	0	0	8	8	0.82	13	28	2	0	0	0	0	0	0	0	0	0	42	153	95		
2014	AAA	INT	LHV	2	1	0.96	39	0	0	0	0	22	26	46	42	39	8	0	1	16	1	1.52	109	208	171	6	0	3	189	701	438
2014	MLB	ML	PHI	1	0	6.43	13	0	0	0	0	0	14	14	12	10	2	0	13	0	12	1.93	255	55	4	0	1	60	285	167	
2015	MLB	ML	PHI	4	6	3.95	72	0	0	0	0	1	4	60	49	31	4	0	14	0	62	1.64	275	262	6	1	9	204	1134	688	
2016	AAA	INT	LHV	6	3	2.14	48	0	0	0	0	13	15	54	38	13	13	3	5	24	0	53	133	207	187	8	1	9	219	809	503
2017	AAA	INT	LHV	0	0	5.79	9	0	0	0	0	2	1	4	6	3	0	0	5	1	2.14	263	19	0	0	0	24	91	51		
2017	MLB	ML	PHI	1	2	6.83	18	0	0	0	0	11	11	11	16	12	7	0	3	18	1	2.65	165	3	0	1	69	235	137		
2018	AAA	INT	LHV	0	0	2.65	86	0	0	0	0	0	7	11	9	13	14	2	0	26	0	60	222	226	0	0	8	295	927	523	
2018	AAA	INT	LHV	0	0	10.80	2	0	0	0	0	0	1	2	3	2	2	1	0	0	0	3	1.80	375	8	1	0	0	8	27	20
2018	MLB	ML	PHI	3	1	6.07	30	2	0	0	0	1	4	46	49	31	4	0	18	0	51	1.40	271	181	7	0	0	204	764	476	
2019	AFU	CAL	SEA	0	0	0.00	1	0	0	0	0	0	1	0	0	0	0	0	0	0	0	0	0	0	0	0	3	13	9		
2020	MLB	ML	LAA	2	1	4.04	64	0	0	0	0	0	4	60	61	30	13	5	33	97	1.52	257	237	7	0	9	278	1033	632		
2020	MLB	ML	TEX	0	2	7.65	11	2	0	0	0	0	8	11	10	9	7	1	0	9	1	11	228	278	36	2	1	45	184	102	
2021	MLB	ML	SD	1	1	3.24	34	0	0	0	0	2	3	31	25	12	0	0	1	8	1	34	0	99	202	124	3	0	135	501	332
2022	MLB	ML	SD	0	0	2.00	2	0	0	0	0	0	0	0	0	0	0	0	0	0	0	0	0	0	0	0	8	24	16		
2022	MLB	ML	SD	4	6	3.99	64	0	0	0	0	3	4	61	57	28	23	0	0	68	1.21	243	233	7	0	2	239	969	517		
2023	MLB	ML	SD	1	0	4.31	45	0	0	0	0	4	7	59	61	36	32	8	3	15	2	53	129	260	235	5	0	4	254	898	603
2024	AAA	INT	SWB	0	0	0.00	1	0	0	0	0	0	1	0	1	0	0	0	0	0	0	0	0	0	0	0	4	13	8		
2024	MLB	ML	SD	1	1	4.88	60	0	0	0	0	4	7	59	61	36	32	8	3	15	2	53	129	260	235	5	0	4	254	898	603
2024	MLB	ML	SD	0	0	8.22	15	0	0	0	0	0	1	11	13	15	4	0	1	1	13	1.03	260	71	1	0	2	23	118	156	
2024	MLB	ML	SD	1	1	4.88	60	0	0	0	0	4	7	59	61	36	32	8	3	15	2	53	129	260	235	5	0	4	254	898	603
Career	Majors	21 Leagues	6 Teams	29	17	3.92	261	9	0	0	0	72	87	394	349	158	128	21	20	157	5	360	138	235	146	61	1	33	1688	4311	2791



Austin Gauthier - IF

Bats: Right / Throws: Right

Height: 5-10 / Weight: 188

Born: 5/7/1999 in Cheyenne, Wyo.

Acquired by Dodgers: Signed as a free agent,
Aug. 4, 2021



2024:

- Split the season between Double-A Tulsa and Triple-A Oklahoma City, with the majority spent with OKC...in 130 total games, slashed .253/.374/.359...collected six homers and 48 RBI...went 13-for-15 in stolen base attempts.
- Played in 106 games with OKC...ranked fourth on the team in walks (56) and stolen bases (12)...batted .247/.355/.330...defensively spent time at second base, third base, left field and right field.
- Promoted to OKC May 7 after beginning the season with Double-A Tulsa...slashed .280/.445/.488 with four home runs, a triple, three doubles and 17 RBI across 24 games...at the time of his promotion, ranked tied for second in the Texas League in walks (22), third in on-base percentage and tied for third in runs scored (20); was also seventh with a .933 OPS...led Tulsa in walks and runs scored and was tied for the team lead in hits and RBI...had six more walks than strikeouts.

2023:

- Split the season between High-A Great Lakes and Double-A Tulsa...over 124 games, slashed .316/.435/.475...set career highs with 148 hits, 111 runs, 12 homers, 29 doubles and 59 RBI...drew at least 100 walks for a second consecutive season...led all Dodgers minor leaguers in runs, hits, walks and on-base percentage...ranked second in batting average and fourth in OPS (.910)...ranked second overall in the Minors in runs, sixth overall in OBP and tied for seventh in walks.
- Began the season with High-A Great Lakes, slashing .365/.487/.568 with 10 doubles, one triple, six home runs and 25 RBI in 40 appearances for the Loons.
- Named the Midwest League Player of the Week twice in May and was also honored as the Midwest League Player of the Month for May after batting .349/.491/.614 with 23 RBI over 23 games.
- Promoted to Double-A Tulsa May 30 and tallied a .293/.411/.433 slashline with 19 doubles, four triples, six home runs and 34 RBI across 84 games with the Drillers.
- Honored as a MiLB.com Organization All-Star after the season.

Career:

- Enters his fourth season in the Dodgers organization after signing with Los Angeles in 2021 as a non-drafted free agent from Hofstra University.
- Spent most of the 2022 season with Single-A Rancho Cucamonga before earning a promotion to Great Lakes Aug. 3...slashed .287/.461/.433 with 18 doubles, four triples, six home runs and 49 RBI across 84 games with the Quakes.
- Began the 2024 season ranked as the No. 20 prospect in the system by Baseball America and No. 26 by MLB Pipeline.

Gauthier's Career Stats

Season	Level	League	Team	AVG	G	AB	R	H	2B	3B	HR	RBI	BB	IBB	SO	SB	CS	OBP	SLG	OPS	PA	HBP	SAC	SF	GIDP
2021	ROK	ACL	A-DOD	.255	30	98	22	25	3	2	0	17	23	0	38	5	1	.387	.327	.714	124	0	0	3	4
2022	A	CAL	RC	.287	84	300	81	86	18	4	6	49	88	0	81	10	1	.461	.433	.894	397	9	0	0	9
2022	A+	MID	GL	.177	21	62	9	11	3	0	1	5	15	0	18	2	2	.346	.274	.620	81	2	0	2	1
2023	A+	MID	GL	.365	40	148	39	54	10	1	6	25	36	0	30	4	0	.487	.568	1.055	187	1	0	2	2
2023	AA	TEX	TUL	.293	84	321	72	94	19	4	6	34	64	0	54	15	6	.411	.433	.844	392	3	0	4	7
2024	AA	TEX	TUL	.280	24	82	20	23	3	1	4	17	22	1	16	2	2	.445	.488	.933	110	4	0	2	0
2024	AAA	PCL	OKC	.247	106	364	47	90	16	4	2	31	56	0	87	11	0	.355	.330	.685	425	5	0	0	11
Career	Minors	5 Leagues	5 Teams	.279	389	1375	290	383	72	16	25	178	304	1	324	49	12	.414	.409	.823	1716	24	0	13	34





Michael Grove - RHP

Bats: Right / Throws: Right
Height: 6-3 / Weight: 200
Born: 12/18/1996 in Wheeling, W.V.
Acquired by Dodgers: Selected in the second round of the 2018 MLB Draft



2024:

- Made a career-high 39 appearances (two starts) for Los Angeles during his first season as a full-time relief pitcher...went 4-4 with a 5.12 ERA...notched 54 strikeouts against 16 walks in 51.0 innings and posted a 1.22 WHIP...opponents batted .241 with six home runs.
- Optioned to OKC twice throughout the season...in 10 total appearances, including time on a Major League Rehab Assignment, allowed just two runs and five hits over 11.2 innings during Triple-A action...held opponents 5-for-39 with 11 strikeouts.
- Placed on the Los Angeles Dodgers Injured List June 16-Aug. 6 with right lat tightness.
- Completed at least 2.0 innings 11 times with the Dodgers...included two games of 3.0 innings, most notably April 17 against Washington when he did not yield a hit or run and struck out five.
- Made the roster for the NLDS versus San Diego and appeared in Game 2 (0.1 IP)...was not on the roster for either the NLCS or World Series due to injury.

2023:

- Spent most of the season with Los Angeles after becoming a late addition to the Dodgers' Opening Day roster...was originally slated to be Oklahoma City's Opening Day starter.
- Posted a 2-3 record with a 6.13 ERA and 73 strikeouts across 18 games (12 starts) with Los Angeles (69.0 IP)...set career highs in IP (6.0) and strikeouts (10) July 30 against Cincinnati...in six games out of the bullpen for LAD, held opponents to a .219 average to go along with a 1.06 WHIP while recording 15 strikeouts against four walks.
- Spent time on the Injured List due to a right groin strain in May and right lat tightness in August...had two Major League Rehab Assignment stints with OKC...overall in Triple-A games had 22 strikeouts against one walk in 13.1 innings.
- Made his first postseason roster, appearing in two games of the NLDS against Arizona.

Career:

- Enters the sixth season of his professional career...originally selected by Los Angeles in the second round of the 2018 MLB Draft from West Virginia University even though he did not play that season while recovering from Tommy John surgery.
- Appeared in 64 games (20 starts) for the Dodgers in his career, going 7-7 with a 5.48 ERA.
- Pitched at three levels of the Dodgers' system in 2022 and spent the majority of the season with OKC making 14 appearances (12 starts)...recalled five times during the season by LAD...made his ML debut as a spot starter against Philadelphia May 15, 2022 at Dodger Stadium becoming the first Dodger since Danny Coulombe in September 2014 to make his ML debut straight from Double-A.
- Named to the All-Big 12 Second Team after recording 61 strikeouts with a 2.87 ERA as a sophomore...took a perfect game into the eighth inning against Kansas on April 8, 2017...had his season cut short after suffering an arm injury.

Grove's Career Stats

Season	Level	League	Team	W	L	ERA	G	GS	CG	SHO	SV	SVO	IP	H	R	ER	HR	BB	IBB	SO	WHIP	AVG	AB	WP	BK	GDP	TBF	NP-6	
2019	AAA	CAL	ROC	0	5	6.10	21	21	0	0	0	0	51.2	61	27	35	7	1	19	0	73	1.55	.293	208	7	0	3	231	960-613
2021	AA	TEX	TUL	1	4	7.86	21	19	0	0	0	0	71.0	85	62	62	19	42	0	88	1.79	.290	259	11	0	0	338	1306-823	
2022	AA	TEX	TUL	0	1	2.76	5	5	0	0	0	0	16.1	11	8	5	1	0	5	0	.22	.088	.180	61	3	0	67	236-156	
2022	AAA	PCL	OKC	1	4	4.07	14	12	0	0	0	0	59.2	96	32	27	10	1	21	0	.68	1.29	.247	227	5	0	3	255	1004-660
2022	MLB	NL	LAD	0	0	4.60	7	6	0	0	0	0	29.1	32	21	15	6	0	10	1	.24	.143	.260	123	2	0	1	133	472-308
2023	AAA	PCL	OKC	0	2	2.70	5	2	0	0	0	0	13.1	11	4	4	2	0	1	0	.22	.090	.212	52	1	0	53	189-136	
2023	MLB	NL	LAD	2	3	6.13	18	12	0	0	0	0	69.0	83	47	47	12	3	19	0	.73	1.48	.296	280	3	0	5	302	1146-755
2024	AAA	PCL	OKC	0	0	1.59	10	0	0	0	0	0	11.1	5	2	2	1	3	0	11	.071	.128	39	0	0	43	169-116		
2024	MLB	NL	LAD	4	4	5.12	39	2	0	0	0	1	51.0	46	31	29	6	6	16	0	.94	1.22	.241	191	2	0	3	216	827-527
Career	MLB	NL	LAD	7	7	5.48	64	20	0	0	0	1	149.1	165	99	91	24	9	40	1	.53	1.38	.271	594	7	0	9	652	2445-1596
Career	Minors	3 Leagues	3 Teams	4	14	5.44	76	59	0	0	0	0	223.1	229	145	135	40	4	91	0	.84	1.43	.260	880	27	0	6	967	3874-2504



Ben Harris - LHP

Bats: Left / Throws: Left

Height: 6-1 / Weight: 195

Born: 2/22/2000 in Alpharetta, Ga.

Acquired by Dodgers: Selected in the eighth round
of the 2021 MLB Draft



2024:

- Spent the majority of the year with Double-A Tulsa and made two late-season appearances with Triple-A Oklahoma City.
- Posted a 4-4 record and 4.93 ERA over 45.2 IP with a 1.64 WHIP and 61 strikeouts with Double-A Tulsa...averaged over 12 strikeouts per nine innings but also averaged 7.5 walks per nine innings.
- Finished fourth among Drillers pitchers in appearances...was second among Tulsa relievers in strikeouts with 61 (sixth overall).
- In 33 of his appearances with Tulsa, allowed one earned run or less.
- While with Tulsa, recorded nine games where he struck out three batters or more, including a season-high four strikeouts Sept. 6 versus San Antonio.

2023:

- Spent the entire season with Double-A Tulsa, amassing a 2-3 record with a 4.88 ERA and 74 strikeouts in a team-high 46 relief appearances...averaged 12.9 strikeouts per nine innings; however, also led the team with 48 walks.
- Held Texas League opponents to a .179 batting average.
- Limited right-handed batters to a .142 batting average and .580 OPS...allowed just two extra-base hits to left-handed batters all season.

Career:

- Selected by the Dodgers in the eighth round of the 2021 MLB Draft out of the University of Georgia...played his freshman season at the University of Virginia before transferring.
- Played in the Arizona Fall League with the Glendale Desert Dogs in 2022, making nine appearances totaling 11.1 innings.
- Became the closer for Georgia in his redshirt sophomore season, amassing a 4-2 record with a 2.33 ERA, 66 strikeouts and three saves across 38.2 IP.
- Played in the 2017 Under Armour All-American Game at Wrigley Field.

Harris' Career Stats

Season	Level	League	Team	W	L	ERA	G	GS	CG	SHO	SV	SVO	IP	H	R	ER	HR	HB	BB	IBB	SO	WHIP	AVG	AB	WP	BK	GDP	TBF	NP-S	
2020	ROK	ACH	LAZOD	0	0	6.75	4	0	0	0	0	0	4.0	6	3	3	1	3	0	7	2.25	.333	18	1	0	0	0	22	91-60	23-9
2021	A	CAL	RC	1	1	5.53	22	0	0	0	0	4	27.2	23	18	17	1	3	22	0	99	1.63	.223	103	3	0	0	128	571-346	
2022	A+	MID	SL	3	0	1.83	22	3	0	0	4	4	28.0	9	6	6	1	4	15	0	48	0.86	.100	90	0	1	110	490-314		
2023	AA	TEX	TUL	2	3	4.88	46	0	0	0	2	5	51.2	32	32	28	4	5	48	1	74	1.55	.179	179	13	1	2	236	994-564	
2024	AA	TEX	TUL	4	4	4.93	40	0	0	0	0	0	45.2	37	27	23	0	1	38	1	61	1.64	.224	165	3	2	0	208	844-504	
2024	AAA	PC	OKC	0	1	15.43	2	0	0	0	0	0	2.1	0	4	4	0	0	6	0	4	2.87	.000	7	0	0	0	13	72-35	
Career Totals			5 Leagues	5 Teams	10	9	4.71	138	3	0	9	13	160.2	108	91	84	14	15	135	2	255	1.51	.190	567	21	3	3	726	3085-1832	





Edgardo Henriquez - RHP

Bats: Right / Throws: Right
Height: 6-4 / Weight: 200
Born: 6/24/2002 in Cumana, Venezuela
Acquired by Dodgers: Signed as a free agent,
Sept. 25, 2018



2024:

- Soared through four minor league levels of the Dodgers organization, beginning with Single-A Rancho Cucamonga through Triple-A Oklahoma City...compiled a 2.72 ERA in 43 total appearances, spanning 53.0 innings.
- Struck out a total of 88 batters in the Minors...struck out nearly 39 percent of all batters faced and averaged 14.9 strikeouts per nine innings.
- Had his most extensive actions in the Minors with Double-A Tulsa, going 0-1 with a 3.06 ERA in 16 appearances...notched 24 strikeouts in 17.2 IP as opponents batted .183.
- Promoted to OKC Aug. 6 and made 14 appearances in the PCL...allowed six runs (four earned) and 14 hits over 12.2 innings...tallied 18 strikeouts.
- Made his Major League debut with the Dodgers Sept. 24 versus the San Diego Padres, giving up one hit and striking out two in one inning of work...ended up making three appearances during the end of the regular season for LAD.
- Appeared in three postseason games between the NLDS versus the San Diego Padres and the NLCS versus the New York Mets...allowed a total of four runs and eight hits across 5.0 innings...threw two scoreless innings in Game 4 of the NLCS, giving up two hits and striking out one.

2023:

- Did not play as he recovered from Tommy John surgery.

Career:

- Signed as an international free agent by the Los Angeles Dodgers on Sept. 25, 2018 out of Venezuela.
- Owns a 7-10 record and 4.05 ERA in 88 games (153.1 IP) across the minor leagues.
- Averaged 12.4 strikeouts per nine innings during his minor league career.

Henriquez's Career Stats

Season	Level	League	Team	W	L	ERA	G	GS	CG	SHO	SV	DVO	IP	H	R	ER	HR	HB	BB	IBB	SO	WHIP	AVG	AB	WP	BK	GIDP	TBF	NP-S
2019	ROK	GSL	OLISE	2	2	4.80	18	3	0	0	0	0	30.0	23	22	16	0	4	28	0	30	1.63	.196	107	11	0	1	143	304-174
2021	ROK	ACL	ALDOO	2	3	4.13	12	8	0	0	0	0	32.2	20	15	15	3	5	22	0	47	1.29	.179	112	10	2	1	140	339-217
2021	A	CAL	RC	0	0	18.00	1	1	0	0	0	0	2.0	3	4	4	0	0	2	0	3	2.50	.375	8	2	0	0	11	48-30
2022	A	CAL	RC	2	3	4.54	14	13	0	0	0	0	35.2	39	21	18	2	2	18	0	44	1.60	.275	142	7	0	0	163	636-394
2024	A	CAL	RC	0	0	17.4	5	5	0	0	0	0	15.1	4	2	2	0	1	6	0	21	0.97	.114	35	2	0	0	42	174-102
2024	A+	MID	GL	0	1	2.92	8	0	0	0	0	1	12.1	7	5	4	0	2	5	0	25	0.97	.156	45	1	0	0	52	202-126
2024	AA	TEX	TUL	0	1	3.06	16	0	0	0	0	0	17.2	11	6	4	2	2	8	0	24	1.08	.183	60	1	0	3	71	273-169
2024	AAA	PCL	OKC	1	0	2.84	14	0	0	0	0	0	12.2	14	6	4	0	0	10	0	18	1.89	.275	51	1	0	2	61	250-156
2024	MLB	NL	LAD	0	0	2.70	3	0	0	0	1	1	3.1	2	1	1	0	0	2	0	5	1.20	.167	12	1	0	0	14	59-37
Career	MLB	NL	LAD	0	0	2.70	3	0	0	0	1	1	3.1	2	1	1	0	0	2	0	5	1.20	.167	12	1	0	0	14	59-37
Career	Minors	6 Leagues	6 Teams	7	10	4.05	88	30	0	0	0	1	153.1	119	81	69	7	36	99	0	212	1.42	.213	560	35	4	7	683	2226-1368





Jose E. Hernandez - LHP

Bats: Left / Throws: Left
Height: 6-3 / Weight: 205
Born: 12/31/1997 in Puerto Plata, Dominican Republic
Acquired by Dodgers: Trade with Pittsburgh,
June 13, 2024



2024:

- Spent the season between the Pittsburgh Pirates, Triple-A Indianapolis, Triple-A Oklahoma City and the ACL Dodgers.
- Optioned to Triple-A Indianapolis in late March but recalled by the Pirates and made his first two appearances of the 2024 season with Pittsburgh, pitching a combined two perfect innings in Miami March 28 and March 30...included his first career save March 28 to preserve a 6-5 win in 12 innings on Opening Day.
- Over three total stints with the Pirates made a total of seven relief appearances, going 1-1 with a 3.38 ERA with four walks and four strikeouts before being designated for assignment June 11.
- Made 14 relief appearances with Indianapolis, posting a 7.04 ERA over 15.1 innings with nine walks and 21 strikeouts.
- Traded to the Los Angeles Dodgers on June 13 in exchange for cash considerations...optioned to the Minors and later outrighted off the 40-man roster July 17.
- Made three appearances (one start) with the ACL Dodgers in July, pitching a combined 3.0 scoreless and hitless innings with two walks and six K's.
- Joined OKC July 23 and spent the rest of the season with the club...over 16 games went 1-1 with a 4.50 ERA, allowing nine runs and 17 hits over 18.0 innings.
- In 30 appearances at the Triple-A level between Indianapolis and Oklahoma City, posted a 1-1 record with a 5.67 ERA and a 1.65 WHIP

2023:

- Played for Pittsburgh the entire season after being selected in the Rule 5 Draft the previous December...posted a 1-3 record with a 4.97 ERA across 50 appearances, with 62 strikeouts against 22 walks.
- Made his MLB debut against the Cincinnati Reds on April 1, facing a total of four batters while pitching a scoreless inning...posted a 0.77 ERA (11.1IP/1 ER) in nine appearances in April.
- Picked up his first Major League win on Sept. 23 at Cincinnati.

Career:

- Originally signed with the Dodgers as a non-drafted free agent May 12, 2016 and reached as high as Double-A in 2022 during his first stint with the organization...made 36 appearances (2 starts) with Tulsa in 2022, going 3-2 with a 3.96 ERA over 38.2 innings with 47 K's after starting the season with High-A Great Lakes (15 G).
- Did not play during the 2019 season due to Tommy John surgery and 2020 due to the COVID-19 pandemic.

Hernandez's Career Stats

Season	Level	League	Team	W	L	ERA	G	GS	SHO	SV	SVO	IP	H	R	ER	HR	HB	BB	IBB	SO	WHIP	AVG	AB	WP	PK	GDP	TBF	NP-55	
2016	ROK	DSL	D-DOJ	2	1	6.75	7	0	1	0	0	6	9.1	10	8	7	0	2	11	0	8	2.25	270	37	5	1	0	51	110-55
2017	ROK	ACL	A-DOJ	6	2	2.52	15	14	1	0	0	64.1	53	24	18	1	0	24	0	55	1.20	220	220	12	1	0	263	481-354	
2018	ROK	ACL	A-DOJ	2	1	2.96	15	0	0	0	0	1	21.1	18	12	9	2	0	14	0	38	1.17	190	100	5	2	0	113	244-180
2019	A	CAL	RED	2	0	4.75	22	0	0	0	0	36.1	32	17	16	1	1	13	1	41	1.48	274	117	9	1	3	134	325-204	
2020	A	IND	IND	1	0	3.60	10	2	0	0	0	1	15.0	10	6	6	2	2	9	0	20	1.27	162	55	1	0	0	66	273-175
2021	A+	IND	IND	1	2	2.14	15	0	0	0	0	8	21.0	17	11	5	1	9	0	22	1.14	207	82	1	0	2	90	521-222	
2022	AA	TEX	TUL	3	2	3.96	36	2	0	0	0	2	39.2	30	18	17	7	2	18	0	47	1.24	219	137	0	5	158	633-397	
2023	AAA	IND	IND	0	2	3.38	9	2	0	0	0	3.1	2	3	2	1	0	3	0	6	0.94	111	18	1	0	21	88-51		
2023	MLB	NL	PIT	1	3	4.97	50	0	0	0	0	2	50.2	47	30	28	9	1	22	3	62	1.36	239	197	5	2	0	223	861-555
2024	ROK	ACL	A-DOJ	1	0	0.00	9	1	0	0	0	0	3.0	17	0	0	0	2	0	6	0.67	200	9	0	0	11	42-27		
2024	AAA	PIT	IND	0	0	7.04	14	0	0	0	0	0	15.1	19	12	12	1	1	9	0	21	1.83	292	65	0	0	75	302-184	
2024	AAA	IND	IND	1	1	4.50	18	1	0	0	0	0	18.0	17	9	9	1	0	10	1	14	1.50	246	69	1	0	1	79	311-200
2024	MLB	NL	PIT	1	1	3.38	7	0	0	0	0	1	9.1	9	2	2	1	0	4	1	4	1.69	238	21	1	1	0	25	89-60
2024	AAA	Ind Leagues	Ind Teams	2	2	4.1	48	57	0	0	0	1	56.0	52	32	30	10	1	26	4	68	1.39	339	218	6	3	0	248	950-615
Career	MLB	NL	PIT	2	4	4.82	57	0	0	0	0	3	59.0	52	32	30	10	1	26	4	68	1.39	339	218	6	3	0	248	950-615
Career	Minors	2 Leagues	6 Teams	19	11	3.87	138	25	1	1	0	9	13	247.2	208	119	103	17	9	120	3	278	1.32	924	29	5	18	1063	3440-2198





Kody Hoese - IF

Bats: Right / Throws: Right
Height: 6-4 / Weight: 200
Born: 7/13/1997 in Merrillville, Ind.
Acquired by Dodgers: Selected in the first round
of the 2019 MLB Draft



2024:

- Spent the entire season with Triple-A Oklahoma City, where he slashed .287/.361/.474...set single season career highs in games played (127), at-bats (464), hits (133), home runs (17), doubles (32), RBI (79), runs (76) and walks (52).
- Led the team in doubles, ranked second on the team in total bases (257) and third on the team in home runs and RBI.
- Among Dodgers minor leaguers, tied for the organizational lead in doubles and was third in hits and fourth in extra-base hits (51)...ranked fifth in the PCL in doubles and tied for eighth in hits.
- Had three stellar months where he had had a batting average over .330, taking place in April (.352), June (.338) and August (.333).
- Went 3-for-5 with a grand slam and a double Aug. 14 at Las Vegas, setting season highs with four RBI and three runs.
- Went 4-for-4 with a double and walk May 30 at Albuquerque, reaching base in all five plate appearances.

2023:

- Spent the entire season with Double-A Tulsa, slashing .244/.300/.390 with 11 doubles, three triples, 11 home runs and 36 RBI in a career-high 98 games...also set career highs in hits (84) and homers.
- Had his best month of the season in July, batting .307 (23-for-75) with five home runs and 10 RBI.
- Tallied a season-high four hits Sept. 15 against Corpus Christi, smacking a pair of doubles and driving home two during an 8-3 Tulsa victory.

Career:

- Enters his sixth season with the Dodgers after being selected in the first round (25th overall) of the 2019 MLB Draft out of Tulane University...previously selected by Kansas City in the 35th round of the 2018 MLB Draft as a draft-eligible sophomore but opted to return to Tulane.
- Played for the Glendale Desert Dogs in the Arizona Fall League in 2021...Made his professional debut June 17, 2019, with the ACL Dodgers, going 3-for-3 with three doubles...batted .357 with three home runs and 13 RBI before earning a promotion to Single-A Great Lakes.
- Named the 2019 American Athletic Conference Player of the Year at Tulane after hitting .391 with 23 home runs and 60 RBI in 56 games for the Green Wave.

Hoese's Career Stats

Season	Level	League	Team	AVG	G	AB	R	H	2B	3B	HR	RBI	BB	IBB	SO	SB	CS	OBP	SLG	OPS	PA	HBP	SAC	SF	GDP
2019	ROK	ACL	A-DOG	.357	19	56	14	20	5	1	3	13	10	0	11	1	0	.456	.643	1.099	68	1	0	1	2
2019	AK(UL)	MID	GL	.264	22	91	15	24	3	1	2	16	8	0	14	0	0	.330	.385	.715	103	2	0	2	1
2021	ROK	ACL	A-DOG	.258	10	31	2	8	1	0	0	3	2	0	4	0	0	.294	.290	.584	34	0	0	1	1
2021	AA	TEX	TUL	.188	59	229	26	43	7	0	2	17	15	0	55	2	2	.241	.245	.486	249	2	0	3	8
2022	ROK	ACL	A-DOG	.300	3	10	1	3	1	0	1	2	0	0	4	0	0	.300	.700	1.000	10	0	0	0	0
2022	AA	TEX	TUL	.232	77	289	32	67	10	2	5	34	20	0	76	1	1	.281	.332	.613	313	1	0	3	5
2022	AA	TEX	TUL	.244	98	344	34	84	11	3	11	36	26	0	71	1	0	.300	.390	.690	383	5	0	8	12
2024	AAA	PCL	OKC	.287	127	464	76	133	32	2	17	79	52	0	104	1	1	.361	.474	.835	525	4	0	4	10
Career	Minors	4 Leagues	5 Teams	.252	415	1514	200	382	70	9	41	200	133	0	339	6	4	.315	.392	.707	1685	15	0	22	39



Kyle Hurt - RHP

Bats: Right / Throws: Right

Height: 6-2 / Weight: 220

Born: 5/30/1998 in Rancho Santa Fe, Calif.

Acquired by Dodgers: Trade with Miami,

Feb. 12, 2021



2024:

• Split time between Triple-A Oklahoma City and the Los Angeles Dodgers.

• Was part of the Dodgers' Opening Day roster, both during the Seoul Series and the domestic opener...between March and April, made three appearances at the MLB level, allowing one earned run (two runs total) over 6.2 innings.

• Placed on the LAD Injured List April 20 with right shoulder inflammation and eventually transferred to the 60-day IL...returned to game action with OKC in early June.

• Made 13 appearances for OKC, posting a 0-0 record with a 3.07 ERA over 14.2 IP...allowed five runs and nine hits, with 12 walks and 22 strikeouts...struck out 22 of 65 batters faced.

• Injured in an appearance July 4 versus Las Vegas and remained on the Injured List for the rest of the season...eventually underwent Tommy John surgery.

2023:

• Named Los Angeles Dodgers Branch Rickey Minor League Pitcher of the Year after spending time with Double-A Tulsa and OKC...made 26 appearances (16 starts) and went 4-4 with a 3.91 ERA over a career-high 92.0 innings...registered 152 strikeouts against 44 walks to accompany a 1.23 WHIP and .205 BAA...led the Dodgers minor league system in strikeouts by 26...among organizational pitchers with at least 90.0 IP, ranked second in BAA, second in WHIP and fifth in ERA.

• Led all pitchers in the Minors with at least 90.0 IP in both strikeouts per nine innings (14.87) by over one full strikeout and strikeout rate (39.2%) by a full four percent.

• Began the season with Double-A Tulsa, making 19 appearances (15 starts), posting a 2-3 record with a 4.15 ERA and a team-high 110 strikeouts across 65.0 IP...averaged 15.2 strikeouts per nine innings and struck out 39.4 percent of batters faced...held right-handed batters to a .165/.265/.313 slashline with 57 strikeouts against 13 walks.

• Made his Triple-A debut Aug. 5 at home against Round Rock and ended up with the loss during the team's 4-3 defeat...earned his first Triple-A win during the team's 4-1 win Aug. 19 at Salt Lake; allowed one run and three hits, with two walks and eight strikeouts (4.0 IP)...went 2-1 with a 3.33 ERA across seven games (one start) with Oklahoma City and was the team's Game 1 starter of the PCL Championship Series against Round Rock.

• Made his Major League debut Sept. 12 at Dodger Stadium against the San Diego Padres...retired all six batters faced over the final two innings to close out an 11-2 win...faced the trio of Fernando Tatis Jr., Juan Soto and Manny Machado in his first inning and retired all three...struck out all three batters faced in the ninth inning.

Career:

• Acquired by Los Angeles from Miami along with Alex Vesia Feb. 12, 2021 in exchange for Dylan Floro.

• Selected by Miami in the fifth round of the 2020 MLB Draft out of the University of Southern California...went 2-1 with a 3.71 ERA in 17.0 IP with a team-high 25 strikeouts before the season was canceled due to the COVID-19 Pandemic.

• Attended Torrey Pines High School in San Diego, Calif where he was named an Under Armour and Perfect Game All-American.

• Father, Kevin Hurt, played college football at Ole Miss while his grandfather, also named Kevin Hurt, played football at the University of Tampa and for the Miami Dolphins.

Hurt's Career Stats

Season	Level	League	Team	W	L	ERA	G	GS	CG	SHO	SV	SVO	IP	H	R	ER	HR	HB	BB	IBB	SO
2021	ROK	ACL	A-DOD	1	0	5.79	4	3	0	0	0	0	4.2	6	3	3	1	0	0	0	8
2021	A	CAL	RC	1	2	5.51	8	1	0	0	1	3	16.1	12	11	10	1	2	10	0	28
2021	Minors	2 Leagues	2 Teams	2	2	5.57	12	4	0	0	1	3	21.0	18	14	13	2	2	10	0	36
2022	A+	MID	GL	4	2	2.21	13	11	1	1	0	0	40.2	21	11	10	1	2	22	0	64
2022	AA	TEX	TUL	1	5	9.29	12	8	0	0	0	0	31.0	35	35	32	3	4	37	0	45
2022	Minors	2 Leagues	2 Teams	5	7	5.27	25	19	1	1	0	0	71.2	56	46	42	4	6	59	0	109
2023	AA	TEX	TUL	2	3	4.15	19	15	0	0	0	0	65.0	50	32	30	7	4	33	0	110
2023	AAA	PCL	OKC	2	1	3.33	7	1	0	0	0	0	27.0	19	10	10	3	1	11	0	42
2023	MLB	NL	LAD	0	0	0.00	1	0	0	0	0	0	2.0	0	0	0	0	0	0	0	3
2023	Minors	2 Leagues	2 Teams	4	4	3.91	26	16	0	0	0	0	92.0	69	42	40	10	5	44	0	152
2024	AAA	PCL	OKC	0	0	3.07	13	2	0	0	1	1	14.2	9	5	5	0	0	12	0	22
2024	MLB	NL	LAD	0	1	1.35	3	1	0	0	0	0	6.2	8	2	1	0	0	1	0	3
Career	ROK	ACL	A-DOD	1	0	5.79	4	3	0	0	0	0	4.2	6	3	3	1	0	0	0	8
Career	MLB	NL	LAD	0	1	1.04	4	1	0	0	0	0	8.2	8	2	1	0	0	1	0	6
Career	AAA	PCL	OKC	2	1	3.24	20	3	0	0	1	1	41.2	28	15	15	3	1	23	0	64
Career	AA	TEX	TUL	3	8	5.81	31	23	0	0	0	0	96.0	85	67	62	10	8	70	0	155
Career	A+	MID	GL	4	2	2.21	13	11	1	1	0	0	40.2	21	11	10	1	2	22	0	64
Career	A	CAL	RC	1	2	5.51	8	1	0	0	1	3	16.1	12	11	10	1	2	10	0	28
Career	Minors	5 Leagues	5 Teams	11	13	4.52	76	41	1	1	2	4	199.1	152	107	100	16	13	125	0	319





Joe Jacques - LHP

Bats: Left / Throws: Left
Height: 6-4 / Weight: 210
Born: 3/11/1995 in Shrewsbury, N.J.
Acquired by Dodgers: Signed as free agent,
Nov. 17, 2024



2024:

- Began the season in the Boston Red Sox organization...designated for assignment April 19 and claimed off waivers by Arizona four days later.
- Made 39 total appearances at Triple-A between Worcester and Reno, posting a 3-1 record with a 5.40 ERA and 1.58 WHIP...totaled 40 strikeouts against 21 walks...did not allow a home run in 41.2 IP.
- After he was reinstated from the Injured List in late May, recorded a 2.97 ERA over his final 30 games with Reno...accumulated a 1.20 WHIP and held opponents to a .232 batting average with no home runs in that span.
- In five appearances in July with the Aces, allowed just one hit and one walk in 5.2 IP.
- Also made two appearances in the Majors between the Boston Red Sox and Arizona Diamondbacks...recalled a total of three times throughout the season...in 3.0 total innings, allowed three runs and six hits, with one walk and two strikeouts.
- Designated for assignment by Arizona July 25 and outrighted off the 40-man roster July 30...elected free agency at season's end.

2023:

- Split time between Triple-A Worcester and the Boston Red Sox...made his MLB debut June 12 versus the Colorado Rockies, pitching two scoreless innings.
- Earned his first MLB win on June 16 versus the New York Yankees after pitching two scoreless innings...earned his first MLB save on July 2 versus the Toronto Blue Jays after pitching one perfect inning.
- Went 2-1 with a 5.06 ERA in 23 appearances for Boston...went 1-3 with a 2.54 ERA in 33 appearances for Worcester...called up three different times throughout the season.

Career:

- Drafted in the 33rd round (984th overall) of the 2018 MLB Draft by the Pittsburgh Pirates from Manhattan College.
- Acquired by Boston in the Minor League Phase of the Rule 5 Draft in Dec. 2022.
- Played four seasons at Manhattan College after joining the team as a walk-on in 2014....finished eighth in Manhattan College history in strikeouts (209) and tenth in Innings (256.2).

Jacques' Career Stats

Season	Level	League	Team	W	L	ERA	G	GS	CG	SHO	SV	SVO	IP	H	R	ER	HR	HB	BB	IBB	SO	WHIP	AVG	AB	WP	BK	GIDP	TBF	NP-S
2018	ROK	APP	BRE	0	2	6.33	17	0	0	0	1	1	21.1	19	19	15	1	4	19	0	19	1.78	.232	82	2	0	5	107	425-251
2018	A(Short)	NYP	WV	0	0	9.00	1	0	0	0	0	0	3.0	5	3	3	0	1	1	0	1	2.00	.417	12	1	0	1	14	44-30
2019	A(Full)	SAL	GBC	0	1	2.96	14	0	0	0	0	0	24.1	15	9	8	2	1	15	0	20	1.23	.176	85	2	0	4	101	401-245
2019	A(Adv)	FSL	BRD	4	3	2.41	20	2	0	0	1	1	40.0	32	13	11	1	2	16	0	39	1.17	.213	150	2	0	5	170	667-420
2019	AA	EAS	ALT	0	0	0.00	1	0	0	0	0	0	1.0	1	0	0	0	0	2	0	0	3.00	.333	3	0	0	1	5	23-12
2021	AAA	INT	IND	3	1	4.31	37	0	0	0	1	3	48.0	48	25	23	5	8	20	0	53	1.42	.261	184	3	0	6	214	853-550
2022	A	FSL	BRD	0	0	0.00	2	0	0	0	1	1	3.0	1	0	0	0	0	0	0	4	0.33	.111	9	0	0	1	9	33-24
2022	AAA	EAS	ALT	1	0	0.00	2	1	0	0	0	0	3.0	1	0	0	0	0	2	0	4	1.00	.111	9	0	0	1	11	45-30
2022	AAA	INT	IND	4	1	3.62	29	0	0	0	2	4	37.1	35	15	15	4	4	12	0	27	1.26	.259	135	1	0	7	153	596-376
2023	AAA	INT	WOR	1	3	2.54	33	1	0	0	1	3	39.0	32	15	11	4	4	13	1	35	1.15	.224	143	2	0	6	162	573-366
2023	MLB	AL	BOS	2	1	5.06	23	1	0	0	1	1	26.2	32	17	15	2	6	10	2	20	1.58	.308	104	1	0	6	122	436-271
2024	ROK	ACL	A-DBA	0	0	9.00	1	1	0	0	0	0	1.0	2	1	1	0	0	0	0	1	2.00	.400	5	0	0	0	5	17-13
2024	AAA	INT	WOR	0	1	15.75	4	0	0	0	0	0	4.0	8	7	7	0	0	6	0	7	3.50	.421	19	0	1	0	25	121-67
2024	AAA	PCL	RNO	3	0	4.30	35	0	0	0	0	2	37.2	37	20	18	0	5	15	0	33	1.38	.252	147	4	0	4	168	613-379
2024	MLB	AL	BOS	0	0	5.40	1	0	0	0	0	0	1.2	3	1	1	0	1	0	0	2	1.80	.375	8	1	0	0	9	33-23
2024	MLB	AL	AZ	0	0	13.50	1	0	0	0	0	0	1.1	3	2	2	1	0	1	0	0	3.00	.500	6	0	0	0	7	17-10
Career	MLB	2 Leagues	2 Teams	2	1	5.46	25	1	0	0	1	1	29.2	38	20	18	3	7	11	2	22	1.65	.322	118	2	0	6	138	486-304
Career	Minors	9 Leagues	10 Teams	16	12	3.82	196	5	0	0	7	15	263.2	236	127	112	17	29	121	1	243	1.35	.240	983	17	1	41	1144	4411-2763



Justin Jarvis - RHP

Bats: Right / Throws: Right
Height: 6-2 / Weight: 183
Born: 2/20/2000 in Concord, N.C.
Acquired by Dodgers: Signed as a free agent,
Nov. 17, 2024



2024:

- Was a member of the New York Mets organization and split time between Double-A Binghamton and Triple-A Syracuse...went a combined 6-5 with a 4.55 ERA over 28 games (10 starts)...recorded 84 strikeouts across 87.0 innings.
- Began the year with Binghamton, appearing in three games (9.0 IP) before a promotion to Syracuse May 3...started three games for Syracuse and gave up 17 hits with a 6.00 ERA before being sent back to Binghamton.
- Closed out May with no runs in 11.1 innings over two starts for the Rumble Ponies...between May 23-June 28, made seven appearances (four starts) and allowed nine runs (eight earned) and 22 hits in 31.1 innings, resulting in a 2.30 ERA, 0.88 WHIP and .190 BAA; during that span had 37 strikeouts against three walks.
- Rejoined Syracuse July 3 and remained with the club for the rest of the season...spent most of that time working long relief, with 13 of 15 appearances out of the bullpen...overall during that time, posted a 5.97 ERA and opponents batted .294.
- Elected free agency Nov. 4 and signed with the Dodgers to a minor league contract later in the month.

2023:

- Began season in the Milwaukee Brewers organization and was later traded to the New York Mets July 31 in exchange for Mark Canha...played for a total of three teams across two levels and went a combined 6-11 with a 5.31 ERA over 26 starts totaling 118.2 IP...tallied 138 total strikeouts, marking the second-most of his career.
- Made his 14 starts at Double-A Biloxi, going 6-4 with a 3.33 ERA...went 6-6 with Brewers affiliates and kept a 3.33 ERA in Biloxi to go with 91 Ks...turned in seven quality starts and had a total of nine starts of at least 5.0 innings and no more than two runs allowed.
- Advanced to Triple-A Nashville July 6 and remained in the International League with Syracuse following the trade...struggled over 12 starts between the clubs, going 0-7 with an 8.79 ERA.

Career:

- Begins his seventh professional season and his first in the Dodgers organization...originally selected by Milwaukee in the fifth round of the 2018 MLB Draft out of Lake Norman High School in Mooresville, N.C.... was committed to play collegiately at UNC-Wilmington.
- Holds a 4.56 career ERA...all 71 of his appearances between 2021-23 were starts...has averaged right around one strikeout per inning, with 504 K in 503.2 IP.

Jarvis' Career Stats

Season	Level	League	Team	W	L	ERA	G	GS	CG	SHO	SV	SVO	IP	H	R	ER	HR	HB	BB	IBB	SO	WHIP	AVG	AB	WP	BK	GDP	TBF	NP-S
2018	ROK	ACL	A-Brw	1	2	6.63	10	3	0	0	0	1	19.0	24	14	14	2	3	4	0	18	1.47	.329	73	2	0	0	83	142-117
2019	A(Full)	ML	WIS	4	1	3.50	18	11	0	0	0	0	74.2	52	34	29	6	4	36	0	52	1.18	.198	262	8	0	8	307	1180-704
2021	A+	ML	WIS	1	7	5.40	17	17	0	0	0	0	63.1	63	42	38	9	2	35	0	62	1.55	.254	248	3	1	4	286	1198-699
2022	A+	ML	WIS	9	8	4.02	24	24	0	0	0	0	121.0	105	64	54	19	2	51	0	134	1.29	.231	455	13	1	4	516	2040-1283
2022	AA	SOU	BLX	2	1	2.70	4	4	0	0	0	0	20.0	15	6	6	1	0	15	0	16	1.50	.217	69	1	0	4	85	336-201
2023	AA	SOU	BLX	6	4	3.33	14	14	0	0	0	0	75.2	69	31	28	10	2	26	0	91	1.26	.240	288	4	0	5	318	1209-805
2023	AAA	INT	NAS	0	2	10.80	3	3	0	0	0	0	11.2	17	16	14	2	0	12	0	11	2.49	.354	48	2	0	0	62	253-148
2023	AAA	INT	SYR	0	5	8.04	9	9	0	0	0	0	31.1	43	33	28	8	0	22	0	36	2.07	.309	139	1	0	2	161	696-432
2023	AAA	INT	2 Teams	0	7	8.79	12	12	0	0	0	0	43.0	60	49	42	10	0	34	0	47	2.19	.321	187	3	0	2	223	949-580
2024	AA	EAS	BNG	5	2	2.90	10	5	0	0	1	1	40.1	29	14	13	4	2	7	0	45	0.89	.195	149	1	0	0	159	597-403
2024	AAA	INT	SYR	1	3	5.98	18	5	0	0	0	1	46.2	59	33	31	7	3	23	0	39	1.76	.304	194	3	0	1	224	908-558
Career	Minors	6 Leagues	6 Teams	29	35	4.56	127	95	0	0	1	3	503.2	476	287	255	68	18	231	0	504	1.40	.247	1925	38	2	28	2201	8559-5350





Damon Keith - OF

Bats: Right / Throws: Right
Height: 6-3 / Weight: 195
Born: 5/28/2000 in Oceanside, Calif.
Acquired by Dodgers: Selected in the 18th round
of the 2021 MLB Draft



2024:

- Played at Double-A for the first time in his career...with Tulsa, slashed .259/.340/.496 over 75 games with 16 homers, 15 doubles, 38 RBI and 45 runs scored...of his 73 total hits with Tulsa, 33 went for extra bases...set a career high with 13 steals.
- Walked twice and scored a run in the season opener at Northwest Arkansas April 5 but was placed on the Injured List the next day and did not return to the Drillers' lineup until June 5...registered hits in all four rehab games, including a three-run home run in his third game back May 28.
- Cranked a walk-off home run July 5 versus Wichita to win, 5-4...also produced a game-winning RBI single to break a 0-0 deadlock June 14 versus Arkansas...hit .370 over late/close situations, going 10-for-27.
- Slashed .307/.396/.602 over 22 games in July, producing six homers, 14 XBH and 14 RBI.

2023:

- Spent the entire season with High-A Great Lakes...gathered 89 hits, including 11 homers, and 55 RBI while batting .229.
- In a weeklong series versus West Michigan, torched the Whitecaps to the tune of nine hits in six games, including multiple hits in four of five between May 17-21...ended May with 21 hits, then followed it up with 22 in June, powered by two straight three-hit games at home against Lake County.

Career:

- Selected by the Dodgers from California Baptist University in the 18th round of the 2021 MLB Draft...the three-year starter was named Western Athletic Conference Player of the Year in 2021.
- Homered twice for Single-A Rancho Cucamonga June 7, 2022 versus Lake Elsinore...repeated the feat after his promotion to High-A Great Lakes Aug. 18 at Lansing.
- Hit at a .277 clip in a split 2022 season between Rancho Cucamonga and Great Lakes, slamming 17 home runs in the process...named a California League Postseason All-Star for his efforts with Rancho Cucamonga, also collecting league Player of the Month for April 2022.
- Slashing .262/.368/.455 for his minor league career.

Keith's Career Stats

Season	Level	League	Team	AVG	G	AB	R	H	2B	3B	HR	RBI	BB	IBB	SO	SB	CS	OBP	SLG	OPS	PA	HBP	SAC	SF	GIDP
2021	ROK	ACL	A-DOD	.333	23	69	13	23	6	3	1	13	13	0	24	2	0	.453	.551	1.004	86	3	0	1	1
2022	A	CAL	RC	.299	88	334	75	100	23	4	12	65	69	1	95	5	3	.433	.500	.933	416	11	0	2	8
2022	A+	MID	GL	.204	31	103	16	21	4	1	5	14	21	0	33	0	1	.339	.408	.747	124	0	0	0	5
2023	A+	MID	GL	.229	106	389	96	89	21	1	11	55	44	0	146	4	3	.312	.373	.685	439	4	0	2	9
2024	ROK	ACL	A-DOD	.400	4	15	7	6	1	0	1	6	4	0	4	0	0	.526	.667	1.193	19	0	0	0	0
2024	AA	TEX	TUL	.259	75	282	45	73	15	2	16	38	32	1	94	13	6	.340	.496	.836	318	3	0	1	8
Career	Minors	4 Leagues	4 Teams	.262	327	1192	212	312	70	11	46	191	183	2	396	24	13	.368	.455	.823	1402	21	0	6	31



Tanner Kiest - RHP

Bats: Right / Throws: Right

Height: 6-3 / Weight: 200

Born: 9/16/1994 in Yucaipa, Calif.

Acquired by Dodgers: Signed as a free agent,
Dec. 15, 2024



2024:

- Spent a full season with Double-A Richmond in the San Francisco Giants organization...set career highs with 42 appearances, 58.1 innings and 68 strikeouts...also established career benchmarks with seven wins and five saves...finished with a 2.62 ERA and .206 BAA and did not allow a home run.
- Led Richmond in appearances and tied for the team lead in wins...ranked tied for second in saves.
- Finished April with a 0.82 ERA, surrendering just one run and four hits in 11.0 innings.
- Dominated down the stretch and did not give up an earned run over his last 10 games, spanning 13.1 innings...during that time, allowed a total of three unearned runs on five hits, holding opponents 5-for-43 (.116) with 12 strikeouts.
- Following the regular season, played for Toros del Este in the Dominican Winter League...did not give up a run over 9.0 innings, surrendering just three hits with one walk and 14 strikeouts.

2023:

- Began the season in independent ball with the Joliet Slammers of the Frontier League, making six relief appearances.
- Signed a minor league contract May 30 with San Francisco...placed in the Arizona Complex League for one game and spent the rest of the year with High-A Eugene...recorded 52 strikeouts and two saves for the Emeralds in 38.2 innings, posting a 3.96 ERA.

Career:

- Enters his first season in the Dodgers organization...originally drafted in the 28th round by Philadelphia of the 2014 MLB Draft out of Chaffey College (Calif.)...released by Philadelphia following the 2015 season.
- Played in the independent leagues 2016-23, suiting up for nine different teams...also played winter ball in Mexico and the Dominican Republic.
- Signed January 5, 2018 by the Minnesota Twins organization and sent to Low-A Cedar Rapids...released July 5 after working to a 7.98 ERA in seven contests with 14 strikeouts and 14 walks.
- Split 52 games between three clubs in the American Association in the summers of 2019 and 2020, sporting a 2.28 ERA in 2019 before a pandemic-paused 2020 season with just eight appearances.
- Went 2-2 with a 3.17 ERA for Joliet in 2022.

Kiest's Career Stats

Season	Level	League	Team	W	L	ERA	G	GS	CG	SHO	SV	SVO	IP	H	R	ER	HR	HB	BB	IBB	SO	WHIP	AVG	AB	WP	BK	GDP	TBF	NPS
2024	ROK	FCL	GPHI	1	0	8.22	9	0	0	0	0	1	7.2	5	11	7	1	2	16	0	6	2.74	.172	29	4	0	0	48	116-45
2015	ROK	FCL	GPHI	2	0	4.67	12	0	0	0	0	0	17.1	13	13	9	0	1	17	0	18	1.73	.210	62	12	0	2	81	177-59
2016	AFWII	MD	CR	0	1	7.58	7	2	0	0	1	1	14.2	17	14	13	0	2	14	0	14	2.11	.288	59	5	0	0	76	324-172
2023	ROK	ACL	A-GIB	0	0	0.00	1	0	0	0	0	0	1.0	2	0	0	0	0	0	0	1	2.00	.500	4	0	0	1	4	6-6
2023	A+	NWFL	EUG	2	3	3.96	25	0	0	0	2	7	38.2	35	20	17	2	1	15	0	52	1.29	.235	149	0	1	3	166	671-436
2024	AA	EAS	RIC	7	6	2.62	42	0	0	0	5	7	58.1	43	26	17	0	7	31	1	68	1.27	.206	209	10	1	7	250	1020-606
Career	Minors	5 Leagues	5 Teams	12	10	4.12	96	2	0	0	8	16	137.2	115	84	63	3	13	93	1	159	1.51	.225	512	31	2	13	625	2314-1364





Hyeseong Kim - IF

Bats: Left / Throws: Right
Height: 5-10 / Weight: 185
Born: 1/27/1999 in Goyang, South Korea
Acquired by Dodgers: Signed as a free agent,
Jan. 3, 2025



2024:

- Utility man played his sixth season with Kiwoom Heroes of the Korean Baseball Organization (KBO).
- Batted .326, with 11 homers, 30 stolen bases and 75 RBI.
- Played in 127 games...set career-highs in home runs and RBI...led the team with 90 runs and 30 stolen bases...ranked second on the team with 166 hits.

2023:

- Played in his fifth season with Kiwoom of the Korean Baseball Organization (KBO).
- In 137 games, slashed .335/.396/.446 with seven home runs and 57 RBI
- Recorded 25 stolen bases and set a career-high 104 runs and 186 hits...ranked second in the KBO in both runs and hits...placed fifth in the league in batting average.

Career:

- Posted to MLB Dec. 4, 2024 and signed a three-year deal with the Dodgers Jan. 3, 2025.
- Played eight seasons in the Korean Baseball Organization with Nexen (2017-18) and Kiwoom (2019-2024), slashing .304/.364/.403 with 150 doubles, 39 triples, 37 home runs and 386 RBI...spent six seasons with Kiwoom, batting .309 with 32 homers, 280 stolen bases and 339 RBI.
- Won three straight KBO Fielding Awards from 2021-23 while playing four different positions for Kiwoom...became the only player to win the Golden Glove Award at shortstop and second base in KBO history...was the KBO stolen base leader in 2021, swiping 46 bases in 50 chances...notched 211 stolen bases since 2018, the most in the KBO during that six-year span.
- Took part in the 2022 Asian Games, winning the Gold Medal for South Korea, slashing .292/.500/.370.
- Member of the South Korea national team for the 2020 Summer Olympics and the 2023 World Baseball Classic.
- Won the Lee Young-min Batting Award for the top-hitting high school player in the Republic of Korea.
- An English translation for his name Hyeseong is "comet."

Kim's Career Stats

Season	Level	League	Team	AVG	G	AB	R	H	2B	3B	HR	RBI	BB	SO	SB	CS	OBP	SLG
2019	KOR	KOR	KIW	.276	122	348	57	96	16	7	0	32	29	85	20	3	.332	.362
2020	KOR	KOR	KIW	.285	142	499	80	142	24	6	7	61	46	94	25	8	.345	.399
2021	KOR	KOR	KIW	.304	144	635	99	170	20	3	3	66	65	97	46	4	.372	.367
2022	KOR	KOR	KIW	.318	129	516	81	164	18	7	4	48	47	83	34	7	.373	.403
2023	KOR	KOR	KIW	.335	137	556	104	186	29	6	7	57	57	77	25	3	.396	.446
2024	KOR	KOR	KIW	.326	127	509	90	166	26	4	11	75	47	62	30	6	.383	.458
Career	KOR	1 League	1 Team	.307	801	3063	511	924	133	33	32	339	291	498	180	31	.366	.405



Landon Knack - RHP

Bats: Right / Throws: Right

Height: 6-2 / Weight: 220

Born: 7/15/1997 in Johnson City, Tenn.

Acquired by Dodgers: Selected in the second round
of the 2020 MLB Draft



2024:

- Went back and forth between Oklahoma City and Los Angeles throughout the entire season...recalled by the Dodgers five times during the season.
- Finished his first Major League season going 3-5 with a 3.65 ERA in 15 games (12 starts), posting 69 strikeouts against 18 walks...registered a 1.10 WHIP and .220 BAA.
- Made his Major League debut April 17 versus the Washington Nationals, tossing 5.0 innings while giving up four hits, two runs, and a walk with four strikeouts...allowed a homer to his first batter faced (C.J. Abrams) and ended up with the loss in a 2-0 defeat.
- Picked up his first Major League win April 24 against the Washington Nationals on the road, throwing six innings and giving up three hits, two runs, and three walks while striking out five...earned his first career save Aug. 13 versus the Milwaukee Brewers, tossing four innings and giving up one run and four hits while striking out two to finish a 7-2 victory.
- Across 14 games (12 starts) with OKC, went 4-3 with a 3.71 ERA across 68.0 IP...limited Triple-A batters to a .223 average and tallied 79 strikeouts...allowed one or no runs in half of his outings...was the team's Opening Night starter March 31 at Tacoma and turned in five scoreless innings.
- Made three postseason appearances with the Los Angeles Dodgers, totaling 7.0 innings; allowed six runs and eight hits, with four walks and five strikeouts...appeared in one game during each round of the playoffs...limited the Yankees to one run and two hits across 4.0 innings during Game 4 of the World Series at Yankee Stadium.

2023:

- Between Double-A Tulsa and OKC made 22 starts and went 5-1 with a 2.51 ERA...notched 99 strikeouts against 30 walks in 100.1 innings...posted a 1.06 WHIP and .229 BAA...set career highs in starts, innings and strikeouts.
- Began the season with Double-A Tulsa...made 12 starts with the Drillers, posting a 2-0 record with a 2.20 ERA and 61 strikeouts against 12 walks across 57.1 IP...at the time of his promotion, led the Drillers in starts and innings and was third in strikeouts...allowed one or no runs in eight of 12 starts with Tulsa and two or fewer earned runs in 11 of 12 starts...struck out a career-high 11 batters in just 5.0 IP April 29 against Arkansas, striking out the side in both the first and fourth innings.
- Promoted to OKC June 17, making his Triple-A debut that night and did not receive a decision in the team's 14-5 win over Salt Lake...ended the season with a 3-1 record, a 2.93 ERA and 38 strikeouts across 10 starts for OKC; allowed one or no runs in six of his final eight starts...became the first (and only) OKC starting pitcher to complete 7.0 innings during a start...placed on the IL Aug. 25 and did not play for the rest of the season.


Career:

- Selected by Los Angeles in the second round of the 2020 MLB Draft out of East Tennessee State, becoming the highest-selected Buccaneer since Atlee Hammaker was selected 21st overall in 1979 and third-highest of all time after Hammaker and Ed Goodson, who was drafted third overall in 1968...attended Walters State Community College in Morristown, Tenn. before transferring to ETSU.
- Began his pro career in 2021 with High-A Great Lakes, going 5-0 with a 2.50 ERA and 55 strikeouts across 10 games (five starts) before being promoted to Double-A Tulsa July 31...following the 2021 regular season, honored as an AFL Rising Star with the Glendale Desert Dogs.
- Brother-in-law, Will Craig, was selected 22nd overall by Pittsburgh in the 2016 MLB Draft out of Wake Forest...Craig appeared in 64 ML games with the Pirates and played with the Kiwoom Heroes of the KBO in 2021...he currently serves as an assistant coach at Wake Forest.

Knack's Career Stats

Season	Level	League	Team	W	L	ERA	G	GS	CG	SHO	SV	SVO	IP	H	R	ER	HR	HB	BB	IBB	SO	WHIP	AVG	AB	WP	BS	GDP	TBF	NP-5
2021	A+	IND	IND	5	0	2.50	10	9	0	0	0	0	39.2	31	11	11	2	4	9	0	55	0.91	.215	144	3	0	3	154	596-427
2021	AA	TEX	TUL	2	10	4.37	6	6	0	0	0	0	22.2	19	11	11	6	2	3	0	27	0.97	.221	86	1	0	2	92	352-243
2022	AA	TEX	TUL	2	10	5.05	17	17	0	0	0	0	64.2	64	40	36	8	2	27	0	80	1.41	.257	249	1	0	2	282	1111-703
2023	AA	TEX	TUL	2	0	2.20	12	12	0	0	0	0	57.1	42	18	14	3	1	12	0	61	0.94	.202	208	2	0	5	223	849-572
2023	AAA	PCL	OKC	3	1	2.93	10	10	0	0	0	0	43.0	44	19	14	6	1	18	0	38	1.44	.262	168	0	1	2	188	718-436
2024	AAA	PCL	OKC	4	3	3.71	14	12	0	0	0	0	68.0	55	30	28	7	1	31	0	79	1.26	.223	247	1	0	5	281	1149-718
2024	MLB	LA	LAD	3	5	3.65	15	12	0	1	1	1	69.0	58	28	28	14	3	18	0	69	1.10	.220	264	1	1	1	286	1149-724
Career	MLB	ML	LAD	3	5	3.65	15	12	0	0	1	1	69.0	58	28	28	14	3	18	0	69	1.10	.220	264	1	1	1	286	1149-724
Career	Minors	2 Leagues	3 Teams	18	15	3.47	69	62	0	0	0	0	295.1	255	129	114	32	11	96	0	340	1.19	.231	1102	8	1	19	1220	4775-3079





Antonio Knowles - RHP

Bats: Right / Throws: Right

Height: 6-0 / Weight: 195

Born: 1/15/2000 in Key West, Fla.

Acquired by Dodgers: Selected in the 13th round
of the 2021 MLB Draft



2024:

• Spent the entire season in Tulsa for the Double-A Drillers...fanned 60 against 33 walks across 54.2 innings (42 appearances) and finished the season with a 3.62 ERA...tied for the team lead in appearances.

• Commanded the mound early, collecting his two lowest monthly ERAs in April and May with 0.77 and 2.03, respectively...notched 15 strikeouts in both months — his highest of any month in 2024...went five straight appearances without conceding a run April 20-May 4 against three separate opponents, then rattled off four straight scoreless appearances May 17-31.

2023:

• Started hot on the mound with High-A Great Lakes, running out to a 3-0 record with a save, 25 strikeouts to eight walks, and a 1.53 ERA in 17.2 innings...earned a promotion to Double-A and made a May 27 debut in Tulsa, giving up two hits and no runs.

• Picked up a season-high five strikeouts in 1.2 innings to help the Drillers to a 5-4 win July 4 versus Wichita...finished the season with a 3.68 September ERA, his lowest mark of the season with the Drillers.

Career:

• Enters his fifth season with the Dodgers after being selected in the 13th round of the 2021 MLB Draft...played at Florida Southwestern Community College, where he maintained a 1.35 ERA, set a program record with 13 saves, and was the first in school history to be named to the NJCAA All-America First Team in his sophomore season.

• Spent the full 2022 season with High-A Great Lakes, navigating 43.2 innings and keeping a 4.74 ERA...picked up 63 strikeouts.

• Made four appearances in an injury-hampered opening season in 2021, splitting time between the ACL Dodgers and High-A Great Lakes...struck out at least two in all four games...grabbed 11 total Ks in four full innings while allowing just one walk, one run, and three hits.

• Knowles' uncle Mark is a retired professional tennis player who represented his native Bahamas in five Olympic Games, holds the joint-highest singles world ranking for his country at No. 96 and was ranked No. 1 in the world in doubles in 2002, winning the U.S. Open and Australian Open that year.

Knowles' Career Stats

Season	Level	League	Team	W	L	ERA	G	GS	CG	SHO	SV	SVO	IP	H	R	ER	HR	HB	BB	IBB	SO	WHIP	AVG	AB	WP	BK	GDP	TBF	NP-S
2021	ROK	ACL	A-DOD	0	0	0.00	2	0	0	0	0	0	2.0	1	0	0	0	0	0	6	0.50	.143	7	0	0	7	19-19		
2021	A+	MID	SL	0	0	4.50	2	0	0	0	0	0	2.0	2	1	1	0	1	0	5	1.50	.222	9	3	0	0	10	37-24	
2022	A+	MID	SL	3	4	4.74	36	0	0	0	0	2	43.2	34	27	23	2	5	36	0	63	1.60	.200	170	12	0	2	213	857-497
2023	A+	MID	SL	3	0	1.53	13	0	0	0	1	2	17.2	11	3	3	2	1	8	0	25	1.08	.175	63	1	0	1	72	262-170
2023	AA	TEX	TUL	2	2	5.05	34	0	0	0	2	4	41.0	26	24	23	5	5	27	0	43	1.29	.187	139	6	0	6	172	662-399
2024	AA	TEX	TUL	3	5	3.62	42	2	0	0	0	3	54.2	39	23	22	5	5	33	1	60	1.32	.202	193	1	1	4	235	919-563
Career	Minors	3 Leagues	3 Teams	11	11	4.02	129	2	0	0	3	11	161.0	113	78	72	14	16	105	1	202	1.35	.194	581	23	1	13	707	2756-1672



Jack Little - RHP

Bats: Left / Throws: Right
Height: 6-4 / Weight: 190
Born: 1/10/1998 in Louisville, Ky.
Acquired by Dodgers: Selected in the fifth round
of the 2019 MLB Draft



2024:

- Transferred to OKC June 11 for his first career Triple-A stint after beginning the season with Double-A Tulsa...posted a 2-1 record with four saves and a 2.18 ERA over 18 relief appearances with the Drillers....notched 23 strikeouts against five walks over 20.2 IP...owned a 0.87 WHIP and held opponents to a .173 batting average...did not allow a home run...at the time of his promotion, was tied for the team lead in appearances and led the team in saves.
- Spent the rest of the year with OKC, compiling a 4.71 ERA with 40 K's over 36.1 innings...finished with a 3.79 combined ERA for the year over 47 appearances at Triple-A and Double-A combined, smashing his career-high mark for games played...credited with five saves (including four with Tulsa) and earned a 3-2 mark.
- With OKC, tied his career high with 3.0 innings July 5 vs. Las Vegas...retired nine of 10 batters faced with no runs or hits...notched four strikeouts.

2023:

- Spent the entire 2023 season with Tulsa, compiling a 0-1 record with a 7.71 ERA and 18 strikeouts across 20 relief appearances (18.2 IP) in his first season at Double-A...had two trips to the Injured List, April 18-May 6 and May 16-July 13...did not allow a run across his final three contests of the season.

Career:

- Enters his fifth season in the Dodgers organization...selected with the 161st pick of the 2019 MLB Draft from Stanford University.
- Did not play in 2022 due to injury...also spent time sidelined in 2021, finding himself on the seven-day IL Aug. 16 and then on the 60-day IL Sept. 9...still made 24 appearances and registered two saves and a 3-1 record with 31 K's.
- Started all 11 of his appearances in 2019, but has strictly pitched in relief since.
- Named to the All Pac-12 team in his final season with the Cardinal after posting a 3-2 record with a 3.37 ERA, 12 saves and 55 strikeouts in 25 appearances out of the bullpen...following his sophomore year in 2018, named first-team All-America by *Baseball America*, Perfect Game, NCBWA and ACBA.
- Set program records at Stanford for saves as the Cardinal's all-time career leader (28) and single-season leader (16)...majored in management science and engineering.

Little's Career Stats

Season	Level	League	Team	W	L	ERA	G	GS	CG	SHO	SV	SVO	IP	H	R	ER	HR	BB	IBB	SO	WHIP	AVG	AB	WP	BK	GDP	TBF	NP-5	
2019	ROK	ACL	A-DOL	0	0	0.00	1	1	0	0	0	0	1.0	1	0	0	0	0	1	1.00	250	4	0	0	0	0	4	6-6	
2019	ROK	ACL	A-DOH	0	0	0.00	1	1	0	0	0	0	2.0	0	0	0	0	0	3	0.00	500	6	0	0	0	0	6	12-12	
2019	A(Full)	MID	GL	0	1	3.79	9	9	0	0	0	0	19.0	12	11	8	3	1	14	0	1.37	176	68	2	0	0	83	353-206	
2019	ROK	ACL	2 Teams	0	0	0.00	2	2	0	0	0	0	3.0	1	0	0	0	0	0	4	0.33	100	10	0	0	0	10	18-18	
2019	Minors	3 Leagues	3 Teams	0	1	3.27	11	11	0	0	0	0	22.0	13	11	8	3	1	14	0	1.23	167	78	2	0	0	93	371-224	
2021	A+	MID	SL	3	1	6.75	24	0	0	0	2	2	30.2	35	25	23	5	4	11	0	31	1.50	278	126	3	0	0	142	574-379
2022	AA	TEX	TUL	1	1	7.71	20	0	0	0	0	0	18.2	20	21	16	4	1	15	0	1.88	270	74	3	0	1	95	401-231	
2024	AA	TEX	TUL	2	1	2.18	18	0	0	0	4	5	20.2	13	7	5	0	3	5	0	23	0.87	173	75	1	0	1	83	337-228
2024	AAA	PCL	OKC	1	1	4.71	29	0	0	0	1	1	36.1	37	20	19	6	0	11	0	40	1.32	261	142	2	0	2	154	616-394
Career	Minors	5 Leagues	5 Teams	6	5	4.98	102	11	0	0	7	8	128.1	118	84	71	18	9	56	0	133	1.36	238	495	11	0	4	567	2299-1456





Bobby Miller - RHP

Bats: Left / Throws: Right
Height: 6-5 / Weight: 220
Born: 4/5/1999 in Elk Grove Village, Ill.
Acquired by Dodgers: Selected in the first round of the 2020 MLB Draft



2024:

- Named to his first ML Opening Day roster with the Dodgers...made his season debut March 29 against St. Louis, striking out 11 batters (ML career high) while allowing just two hits across 6.0 scoreless innings in a 6-3 Dodgers victory...allowed seven runs and nine hits over his next two starts totaling 5.2 innings before going on the IL due to right shoulder inflammation.
- Made four starts on ML Rehab Assignment with OKC and Single-A Rancho Cucamonga May 26-June 13, including starts with OKC June 7 vs. Round Rock and June 13 at Sugar Land...then spent four games in the Majors before being optioned back to the Triple-A level July 20...threw 5.0 scoreless innings July 20 with OKC at Round Rock for his longest scoreless outing of the season at Triple-A...returned to MLB action Aug. 17 before rejoining OKC for his final game of the year Sept. 22 after his second option of the season when the Dodgers activated Joe Kelly from the IL.
- With OKC, went 0-1 with a 5.06 ERA, 23 strikeouts and 17 walks over 26.2 innings...with the Dodgers posted an 8.52 ERA over 56.0 IP with 52 K's against 30 walks, while allowing 17 home runs...went 2-0 at Dodger Stadium with a 4.78 ERA and held opponents to a .206 AVG, but on the road in the Majors went 0-4 with an 11.83 ERA and 11 homers allowed over 29.2 IP with a .380 BAA.

2023:

- Made his season debut April 29 with Oklahoma City against Sacramento after being sidelined to begin the season due to right shoulder soreness...appeared in four games with OKC, amassing a 1-1 record with a 5.65 ERA and 12 strikeouts across four starts before being promoted to Los Angeles May 23...made his ML debut the same day in Atlanta, earning the win after allowing just one run on four hits while walking one and striking out five across 5.0innings...recorded his first ML strikeout against Sam Hilliard.
- Went 11-4 with a 3.76 ERA and 119 strikeouts across 22 starts (124.1 IP) for Los Angeles...became the first Dodgers pitcher since at least 1901 with a 6.0+ IP scoreless start allowing one hit or fewer within his first three appearances (June 4 vs. NYY)...also became the first Dodgers rookie starting pitcher to win his first two career starts since José De León in 2016.
- Became the first American-born Dodgers rookie to earn double digit wins in a season since Tim Lincecum in 1988...finished with a 1.19 WHIP, .212 BAA and nine quality starts...named to *Baseball America* All-Rookie Team at season's end.
- Played his first career ML postseason game with a start in Game 2 of the NLDS against Arizona and was given the loss after allowing three runs on four hits across 1.2 IP.

Career:

- Enters his fifth professional season...selected with the 29th pick of the 2020 MLB Draft after three years and a combined 15-2 record at the University of Louisville.
- Appeared in a total of 24 games (23 starts) between Double-A Tulsa and OKC in 2022...went 7-7 with a 4.25 ERA over 112.1 IP...among qualified Dodgers minor league pitchers, ranked first in K/BB ratio (3.92) and had the lowest walks per nine innings rate (2.96) while averaging 11.6 strikeouts per nine innings...struck out a career-high 14 batters over 6.0 innings Sept. 1 at Round Rock, becoming just the third pitcher in Oklahoma City's Bricktown era (since 1998) to record a game with 14 or more strikeouts.
- Selected to the 2022 All-Star Futures Game at Dodger Stadium and started for the National League...allowed one run, one hit and one walk with three strikeouts during the first inning.
- Played in the 2021 Arizona Fall League for the Glendale Desert Dogs and was named an AFL Rising Star.

Miller's Career Stats

Season	Level	League	Team	W	L	ERA	G	GS	CG	SHO	SV	SVO	IP	H	R	ER	HR	HB	BB	IBB	SO	WHIP	Avg	AB	WP	BK	GDP	TBF	NP-5
2021	AA	MOD	OKC	2	2	1.91	14	11	0	0	0	0	87.0	30	16	10	1	7	11	0	56	0.87	178	169	1	0	3	188	789-513
2021	AA	TEX	TUL	0	0	4.82	3	3	0	0	0	0	9.1	10	5	5	1	2	0	14	1.29	256	39	3	0	0	42	165-101	
2022	AA	TEX	TUL	6	6	4.45	20	19	0	0	0	0	91.0	78	49	45	8	3	31	0	117	1.20	223	350	5	1	1	384	1578-1015
2022	AAA	PCL	OKC	1	1	3.38	4	4	1	0	0	0	22.1	17	10	8	4	1	6	0	28	1.08	218	78	0	0	4	85	331-219
2022	AAA	PCL	OKC	1	1	5.65	4	4	0	0	0	0	14.1	11	13	9	2	1	6	0	12	1.19	212	92	0	0	2	61	253-152
2023	MLB	NL	LAD	11	4	3.76	22	22	0	0	0	0	124.1	105	53	52	12	6	32	0	119	1.10	226	464	10	0	9	509	1961-1277
2023	AAA	PCL	OKC	0	1	9.95	2	2	0	0	0	0	6.1	9	7	7	0	1	3	0	4	1.89	321	28	0	0	0	32	120-76
2024	AAA	PCL	OKC	0	1	5.06	6	6	0	0	0	0	26.2	24	17	15	1	2	17	0	23	1.54	240	100	1	0	2	121	510-294
2024	MLB	NL	LAD	2	4	8.52	13	13	0	0	0	0	56.0	69	33	17	2	30	0	32	1.77	305	226	7	0	9	258	1023-637	
2024	Career	MLB	NL	13	8	5.24	35	35	0	0	0	0	180.1	174	106	105	29	8	62	0	171	1.21	252	690	17	0	18	763	3014-1934
	Career	Minors	4 Leagues	4 Teams	10	12	4.13	53	49	1	0	0	216.0	179	117	99	17	16	76	0	254	1.18	219	816	10	1	12	913	3746-2370



Chris Okey - C

Bats: Right / Throws: Right

Height: 5-11 / Weight: 200

Born: 12/29/1994 in Altamonte Springs, Fla.

Acquired by Dodgers: Signed as a free agent,

Jan. 3, 2024



2024:

• Spent a full season in OKC in his first year within the Dodgers organization...collected 39 hits, 19 runs and 13 RBI in 45 contests with a slashline of .236/.282/.327.

• Finished with a season-high four hits Sept. 21 at Salt Lake, one of which was his second home run of the campaign...finished the year with five hits over his final two contests of 2024.

• Picked up a grand slam June 16 at Sugar Land for his first homer of the season and first grand slam since 2017...hit a walk-off single a month later to beat Tacoma July 28, 5-4, and cap a three-run ninth inning.

• Following the season, represented the United States at the World Baseball Softball Confederation Premier12 tournament.

2023:

• Spent all but two games of the season with Triple-A Salt Lake, slashing .281/.345/.414 with six doubles, two triples, six home runs and 26 RBI across 63 games with the Bees...batted .321 (17-for-53) with runners in scoring position with 18 RBI.

• Appeared in two games for the Angels, but did not record a hit in his two at-bats.

Career:

• Enters his ninth professional season and second with the Dodgers...originally selected by Cincinnati in the second round (43rd overall) of the 2016 MLB Draft out of Clemson University...selected by San Diego in the 31st round of the 2013 MLB Draft, but did not sign.

• Spent most of the 2022 season with Triple-A Louisville, slashing .220/.279/.356 with four doubles, three triples, two homers and 14 RBI in 41 games...collected five RBI June 4 at Gwinnett.

• Made his ML debut with Cincinnati June 10, 2022 at St. Louis as a pinch-hitter...recorded his first ML hit June 13 at Arizona with a single off of Merrill Kelly...slashed .167/.231/.167 across seven games with Cincinnati before being optioned.

• Named a 2017 Florida State League Mid-Season All-Star with Class-A Advanced Daytona...honored as a 2016 MiLB.com Organization All-Star after slashing .227/.296/.384 with nine doubles, one triple, six home runs and 22 RBI in 51 games across two levels of the Reds system.

• Played in all 61 of Clemson's games as a sophomore, posting a .315 average with 12 home runs and 57 RBI...named an All-American and was a semifinalist for the Johnny Bench Award.

• Won a gold medal with the U.S. in the 2012 IBAF 18U World Championship in Seoul, South Korea.

• Father, Chuck, played football at Presbyterian College in Clinton, S.C.

Okey's Career Stats

Season	Level	League	Team	AVG	G	AB	R	H	2B	3B	HR	RBI	BB	IBB	SO	SB	CS	OBP	SLG	OPS	PA	HBP	SAC	SF
2016	ROK	PID	BIL	.162	9	37	5	6	1	0	0	1	1	0	8	0	0	.175	.189	.364	39	0	0	1
2016	AFU(M)	MID	DAY	.243	42	148	21	36	8	1	6	21	14	0	49	5	0	.323	.432	.755	169	4	2	1
2017	AA(Adv)	FSL	DBT	.185	93	325	27	60	10	3	28	32	3	104	2	0	0	.265	.249	.514	363	4	0	1
2018	AA(Adv)	FSL	DAY	.207	8	29	5	6	0	0	2	3	2	0	7	0	0	.281	.414	.695	32	1	0	0
2018	AA	SOU	PNS	.198	78	263	22	52	13	0	5	26	17	0	72	2	0	.257	.304	.561	285	4	1	0
2019	AA	SOU	CHA	.228	49	149	21	34	6	1	7	25	19	0	52	0	0	.318	.423	.741	171	1	1	1
2019	AAA	INT	LOU	.121	9	33	2	4	1	0	0	3	0	0	13	0	0	.121	.152	.273	33	0	0	0
2021	AAA	INT	LOU	.237	71	169	22	40	7	1	5	23	22	2	47	0	0	.330	.379	.709	194	2	0	1
2022	AAA	INT	LOU	.220	41	118	18	26	4	3	2	14	10	0	39	0	1	.279	.356	.635	129	0	0	1
2022	MLB	NL	CIN	.167	7	12	3	2	0	0	0	0	0	0	5	0	0	.231	.167	.398	13	1	0	0
2023	AAA	PCL	SL	.281	63	210	24	59	6	2	6	26	16	0	48	2	2	.345	.414	.759	235	5	3	1
2023	MLB	AL	LAA	.000	2	2	0	0	0	0	0	0	0	0	2	0	0	.000	.000	.000	2	0	0	0
2024	AAA	PCL	OKC	.236	45	159	19	39	5	2	13	10	33	4	0	0	0	.282	.327	.609	178	1	1	1
Career	ROK	PID	BIL	.162	9	37	5	6	1	0	0	1	1	0	8	0	0	.179	.189	.368	39	0	0	1
Career	MLB	2 Leagues	6 Teams	.143	9	14	3	2	0	0	0	0	0	0	7	0	0	.200	.143	.343	15	1	0	0
Career	Minors	6 Leagues	8 Teams	.220	508	1646	186	362	61	11	38	183	143	5	472	15	4	.290	.340	.630	1828	22	8	8





James Outman - OF

Bats: Left / Throws: Right
Height: 6-3 / Weight: 215
Born: 5/14/1997 in Redwood City, Calif.
Acquired by Dodgers: Selected in the seventh round of the 2018 MLB Draft



2024:

- Split time between OKC and Los Angeles...began the season in the Majors before initially being optioned to OKC May 17...in 69 Triple-A games, slashed .279/.390/.543 and collected 46 RBI along with 17 home runs...hit .147 over 53 games in the Majors, hitting four home runs with 11 RBI...led OKC with 19 RBI, six homers, 17 runs scored and tied for the team lead with 27 hits over 16 September games.
- While with OKC, registered four hits in three separate games, including twice in September...racked up five RBI in two games, including Sept. 15 against Tacoma...hit two home runs Aug. 18 at Las Vegas, including an inside-the-park home run.
- Named a Pacific Coast League Postseason All-Star selection.

2023:

- Impressed in his first full season as a Major Leaguer, finishing third in NL Rookie of the Year voting...grabbed National League Rookie of the Month honors in April and August...also named to the *Baseball America* Major League All-Rookie Team.
- Played 151 games for the Dodgers after being named to the Opening Day roster and homered for his first hit of the year against Arizona...slashed .248/.353/.437 for the year and put up 70 RBI.
- Grabbed his first career grand slam against the Chicago Cubs April 20, also marking his first career multi-homer game...added a second grand slam May 17 versus Minnesota...both grand slams were to take the lead.

Career:

- Enters his seventh professional season, all seven coming with the Dodgers organization after being taken in the seventh round of the 2018 draft.
- Slashed .294/.392/.586 with 31 homers and 106 RBI across 125 games between Double-A Tulsa and OKC in 2022...led all qualified Dodgers minor leaguers in SLG and OPS (.978); ranked third in both home runs and RBI and was second in runs scored (101)...also ranked ninth among all full-season minor leaguers in OPS and was tied for 10th in slugging percentage...tied for fifth overall with 69 extra-base hits and was one of 12 players across the Minors with at least 106 RBI...named a Dodgers Organizational All-Star by MiLB.com...played in 57 games with OKC in 2022 and slashed .292/.390/.627 with 15 homers, six triples, 14 doubles and 61 RBI.
- Made his ML debut July 31, 2022 at Colorado...went 3-for-4 with a home run, double and three RBI...homered in his first at-bat, becoming the eighth Dodger in team history to do so...is the only Dodger ever to debut with three hits, three RBI and two runs scored; was the first Dodger with three hits in a debut since Mike Piazza in 1992.
- Recorded OKC's first cycle since 2011, going 5-for-5 Aug. 26, 2022 vs. El Paso...completed the cycle with a three-run walk-off homer in a 7-4 win...also became first OKC player since 2010 with two triples in one game...incredibly hit for the cycle for the second time in four games Aug. 30, 2022 at Round Rock...went 4-for-4 and walked twice...collected five RBI and scored three runs...became the first player in the Minors to hit for the cycle twice in one season since Las Vegas' Jarrett Hoffpauir did it in 2010...for further context, the shortest time between individual cycles in MLB's modern era is 11 days, done by Arizona's Aaron Hill in June 2012, per Baseball-Reference.
- Originally selected by Los Angeles in the seventh round of the 2018 MLB Draft out of Sacramento State.

Outman's Career Stats

Season	Level	League	Team	AVG	G	AB	R	H	2B	3B	HR	RBI	BB	IBB	SO	SB	C5	OBP	SLG	OPS	PA	HBP	SAC	SF	GIDP
2018	ROK	PID	OKC	.264	55	208	50	55	8	3	11	33	24	1	56	12	2	.350	.490	.840	237	4	0	1	2
2019	AFU/J	MID	GL	.226	119	442	59	100	15	4	19	56	56	1	128	20	10	.322	.407	.729	509	8	0	3	4
2021	A+	MID	GL	.250	65	248	50	62	12	8	9	30	45	0	88	21	2	.385	.472	.857	304	10	0	1	0
2021	AA	TEX	TUL	.289	39	166	40	48	9	1	9	24	18	0	51	2	2	.369	.518	.887	187	3	0	0	1
2022	AA	TEX	TUL	.295	68	261	59	77	17	1	16	45	38	1	89	7	3	.394	.522	.946	307	6	0	2	0
2022	PCL	OKC	OKC	.292	57	212	42	62	14	6	15	61	32	0	63	6	1	.390	.627	1.017	252	4	0	3	1
2022	MLB	NL	LAD	.462	4	13	6	6	2	0	1	3	2	0	7	0	0	.663	.846	1.409	16	1	0	0	0
2023	MLB	NL	LAD	.248	151	483	86	120	16	3	23	70	68	1	181	16	3	.353	.437	.790	567	12	0	4	4
2024	AA	PCL	OKC	.279	69	265	62	74	15	2	17	46	44	1	81	11	1	.390	.543	.933	319	6	0	3	3
2024	MLB	NL	LAD	.147	53	136	12	20	4	0	4	11	16	0	55	2	1	.216	.266	.521	156	4	0	0	0
Career	MLB	NL	LAD	.231	208	632	104	146	22	3	28	84	86	1	243	18	4	.337	.408	.745	739	17	0	4	4
Career	Minors	5 Leagues	4 Teams	.265	472	1802	362	478	90	25	96	295	257	4	556	79	21	.367	.503	.870	2215	41	0	13	11



Andy Pages - OF



Bats: Right / Throws: Right
Height: 6-1 / Weight: 212
Born: 12/08/2000 in Havana, Cuba
Acquired by Dodgers: Signed as an international free agent
March 1, 2018

2024:

- Began the season in OKC, slashing .371/.452/.694 by mid-April with five homers and 15 RBI across 15 games...hit three home runs and collected nine RBI in a three-game stretch April 12-14 at Round Rock.
- Earned his first call-up to Los Angeles April 16...picked up a single in his first at-bat and scored a run in his debut versus Washington...clubbed his first ML home run April 21 against New York (NL) with a three-run blast off Grant Hartwig...went 4-for-5 May 3 against Atlanta.
- Went on to slash .246/.305/.388 with 22 doubles, one triple, nine home runs and 36 RBI across 98 games with LAD before being optioned to OKC Aug. 19 when Max Muncy and Tommy Edman were reinstated from the Injured List...returned to the Dodgers in September and closed the season 12-for-45 over his last 18 games with four homers and 10 RBI
- Helped Los Angeles on its World Series-winning run with eight postseason appearances...produced three hits, including two home runs, and four RBI in Game 5 of the National League Championship Series against the Mets.

2023:

- Began the 2023 season with Double-A Tulsa, slashing .284/.430/.495 with three homers and 25 RBI over 33 games before earning a promotion to Oklahoma City...at the time of his promotion, ranked among Texas League leaders in doubles (T-1st, 12), walks (4th, 25), OBP (4th, .430), extra-base hits (6th, 16), RBI (T-7th, 25) and OPS (9th, .925).
- Appeared in just one game for Oklahoma City May 16 before tearing the labrum in his left shoulder and missing the rest of the season after undergoing surgery.

Career:

- Enters his seventh professional campaign in the Dodgers organization...owns a career MiLB slashline of .264/.381/.530 with 306 RBI and 97 home runs.
- Spent the entire 2022 season with Double-A Tulsa, batting .236/.336/.468 with 26 homers and 80 RBI...led the team in games, at-bats (487), runs (69), doubles (29), RBI (80) and walks (62); ranked second in home runs...led the Texas League with 58 extra-base hits...also ranked third in home runs, fourth in total bases (228), seventh in RBI and tied for seventh in doubles...slashed .316/.412/.735 against left-handed pitching with 13 home runs and 30 RBI over 136 PA.
- Spent the 2021 season at High-A Great Lakes and was named MVP of the Midwest League...batted .265 and walloped 31 home runs to go along with 88 RBI across 120 games...worked a .394 OBP and .539 SLG...led the Loons in total bases (236), runs (96), RBI, home runs, doubles (25) and walks (77)...named a MiLB.com Organizational All-Star, Midwest League Mid-Season and Post-Season All-Star, the Midwest League Prospect of the Year and a Minor League All-Star by *Baseball America*.
- Signed by the Los Angeles Dodgers in March 2018 after defecting from Cuba...added to the Los Angeles Dodgers' 40-man roster in November 2022.

Pages' Career Stats

Season	Level	League	Team	Avg	G	AB	R	H	2B	3B	HR	RBI	BB	IBB	SO	SB	CS	OBP	SLG	OPS	PA	HBP	SAC	SF	GIOP
2018	ROK	DSL	D-DOG	.236	42	140	34	33	8	0	9	33	23	1	31	9	6	.393	.486	.879	178	14	0	1	0
2018	ROK	ACL	A-DOO	.192	10	26	5	5	1	0	1	3	6	0	4	1	1	.382	.346	.728	34	2	0	0	0
2019	ROA	PHO	OGD	.298	63	235	57	70	22	2	19	55	26	0	79	7	6	.398	.651	1.049	279	15	0	3	1
2021	A+	MID	GL	.265	120	438	96	116	25	1	31	88	77	2	132	6	3	.394	.539	.933	538	19	0	4	2
2022	AA	TEX	TUL	.236	132	487	69	115	29	3	26	80	62	1	140	6	3	.336	.468	.804	571	15	0	7	6
2023	AA	TEX	TUL	.284	33	109	23	31	12	1	3	25	25	2	32	7	3	.430	.495	.925	142	5	0	3	1
2023	AAA	PCL	OKC	.000	1	3	0	0	0	0	0	0	1	0	2	0	0	.250	.000	.250	4	0	0	0	0
2024	AAA	PCL	OKC	.356	24	101	25	36	5	1	8	22	10	0	21	3	1	.421	.663	1.084	114	2	0	1	1
2024	MLB	NL	LAD	.248	116	403	65	100	23	1	13	46	29	0	108	1	2	.305	.407	.712	443	6	0	4	8
Career	MLB	NL	LAD	.248	116	403	65	100	23	1	13	46	29	0	108	1	2	.305	.407	.712	443	6	0	4	8
Career	Minors	6 leagues	Teams	.264	425	1539	309	406	102	8	97	306	230	6	441	39	23	.381	.530	.911	1860	72	0	19	11





Jose Ramos - OF



Bats: Right / Throws: Right
Height: 6-0 / Weight: 200
Born: 1/1/2001 in Chepo, Panama
Acquired by Dodgers: Signed as an international free agent,
July 3, 2018

2024:

- Spent a second full season in Tulsa, slashing .221/.308/.388 in 123 games for the Drillers...picked up 57 runs, 98 hits, including 17 homers, and 64 RBI...compiled an eight-game hitting streak (10 hits) Aug. 11-21 — tied for second-longest by a Tulsa player.
- Led the Drillers with 64 RBI and tied for first with 17 home runs...his 98 hits ranked second-most among Drillers players...his homer total ranked tied for sixth among Texas League players.
- Finished with a multi-homer game and three RBI April 19 at Wichita...tallied a season-high four RBI July 28 at Frisco and June 26 against Amarillo.

2023:

- Slashed .240/.333/.409 in his Double-A debut, spending the entire year with the Drillers...collected 55 runs and 100 hits, finding the century mark Sept. 17 against Corpus Christi in the ninth inning of his last game of the season...ranked second among Drillers players with 68 RBI and third with 100 hits.
- Knocked in five RBI July 23 at Northwest Arkansas, including a three-run homer...one of eight games with three or more RBI for Ramos on the season.

Career:

- Enters his sixth professional season and sixth in the Dodgers organization.
- Started the 2022 season with Rancho Cucamonga and earned a call-up to High-A Great Lakes after a month and a half...collected 118 hits and 83 runs to go with 97 RBI across the full season...assigned to the Glendale Desert Dogs at the end of the MiLB season and produced a .275/.326/.463 line in the Arizona Fall League...earned an AFL Player of the Week selection Nov. 12.
- Hit at a career-high .383 clip in 2021 with the Arizona Complex League Dodgers after a season off due to the COVID-19 pandemic...generated 13 runs from 23 hits and 15 RBI in just 15 contests...named ACL Player of the Week July 18 coming off of a 5-for-5 day July 17 at the ACL White Sox...earned a midseason promotion to Single-A Rancho Cucamonga five days later, July 22...spent the rest of the year in California to the tune of 61 hits, 30 runs, and 44 RBI...finished the year slashing .329/.396/.576.
- Debuted in the Dominican Summer League for the 2019 season and collected 27 RBI in 57 games with two home runs.
- Represented Team Panama in the 2023 World Baseball Classic.

Ramos' Career Stats

Season	Level	League	Team	AVG	G	AB	R	H	2B	3B	HR	RBI	BB	IBB	SO	SB	CS	OBP	SLG	OPS	PA	HBP	SAC	SF	GIDP
2019	ROK	DSL	D-LAB	.275	57	207	34	57	15	0	2	27	20	0	46	9	3	.362	.377	.739	243	11	0	5	5
2021	ROK	ACL	A-DOD	.383	15	60	13	23	6	0	3	15	7	0	14	1	0	.456	.633	1.089	68	1	0	0	0
2021	A	CAL	RC	.313	47	195	30	61	18	3	8	44	16	1	57	1	4	.377	.559	.936	220	6	0	3	3
2022	A	CAL	RC	.277	28	112	20	31	3	3	6	23	18	0	36	2	0	.391	.518	.909	138	5	0	3	3
2022	A+	MID	GL	.240	95	362	63	67	19	3	19	74	39	0	133	2	0	.322	.467	.789	407	5	0	1	10
2023	AA	TEX	TUL	.240	113	416	55	100	13	0	19	68	54	0	140	7	2	.333	.409	.742	485	7	2	6	9
2024	AA	TEX	TUL	.221	123	443	57	98	19	2	17	64	57	1	172	7	5	.308	.388	.696	506	1	0	5	8
Career	Minors	5 Leagues	5 Teams	.255	478	1795	272	457	93	11	74	315	211	2	598	29	14	.341	.442	.783	2067	36	2	23	38



Stephen Ridings - RHP

Bats: Right / Throws: Right
Height: 6-8 / Weight: 220
Born: 8/14/1995 in Huntington, N.Y.
Acquired by Dodgers: Signed as a free agent,
Jan. 25, 2025



2024:

• Spent the summer with the High Point Rockers of the Atlantic League...struck out 41 batters and posted a 3.06 ERA in nine games and seven starts after signing with the Rockers July 7...went 1-0 over a combined 32.1 innings and was the winning pitcher in a 3-1 win at Southern Maryland July 26.

2023:

• After being claimed off waivers over the offseason by the Mets from the Yankees, suffered a lat sprain...started the season on a rehab assignment with the St. Lucie Mets of the Single-A Florida State League, striking out three in three innings with a 3.00 ERA.

• Put together a 1-0 record and a 4.91 ERA in 11 appearances for the Syracuse Mets at the Triple-A level from mid-June to the end of July...did not give up a hit or run over his final 3.2 innings of the season for Syracuse, racking up five strikeouts over those three contests...released July 30.

Career:

• Enters his seventh professional season and first with the Dodgers...originally selected by the Chicago Cubs in the eighth round of the 2016 MLB Draft out of Haverford College (Pa.)...has also appeared in the Kansas City Royals, New York Yankees and New York Mets organizations...owns a combined 4.22 ERA across 85 games and 21 starts in the Minors.

• A right shoulder impingement cost him the majority of his 2022 season...sent to rehab with Somerset, then with Scranton/Wilkes-Barre in September...only made one appearance with each club.

• Made his MLB debut with the Yankees Aug. 3, 2021 in a 13-1 win over Baltimore...pitched the seventh inning, striking out the side, including the first two batters he faced before allowing a double...finished with a 1.80 ERA and seven strikeouts for the Yankees in five games (5.0 IP).

• First player in the history of Haverford College and the Centennial Conference to reach the Major Leagues...only three other Haverford alums have been selected in the MLB Draft.

Ridings' Career Stats

Season	Level	League	Team	W	L	ERA	G	GS	CG	SHO	SV	SVO	IP	H	R	ER	HR	HB	BB	IBB	SO	WHIP	AVG	AB	WP	BK	GDP	TBF	NP-S
2017	ROK	ACL	A-CUB	0	2	4.09	12	8	0	0	0	0	22.0	17	11	10	1	4	20	0	26	1.68	.218	78	6	0	2	102	230 / 137
2018	ACB(R)	WFL	EDJ	3	3	4.15	22	0	0	0	0	1	34.2	29	19	16	4	1	15	1	44	1.27	.220	126	8	0	3	146	359 / 355
2019	ROA	PIO	IGF	4	3	5.91	13	11	0	0	0	0	56.1	48	39	37	6	7	29	0	88	1.37	.225	213	7	1	2	253	1030 / 657
2021	AA	EAS	SOM	4	0	0.47	14	0	0	2	2	2	15.0	8	2	1	0	3	2	0	30	0.53	.123	65	3	0	0	70	206 / 210
2021	AAA	INT	SWB	1	0	2.70	8	0	0	0	1	2	10.0	8	6	3	2	0	2	0	12	1.00	.211	38	0	0	1	40	157 / 107
2021	MLB	AL	NY	0	0	1.80	5	0	0	0	0	0	5.0	4	2	1	0	0	0	0	7	1.20	.235	17	0	0	1	20	74 / 46
2022	A	FSU	SLU	0	0	3.00	3	2	0	0	0	0	3.0	2	1	1	0	0	0	0	3	0.67	.200	10	0	0	0	10	43 / 33
2023	AAA	INT	SYR	1	0	4.91	11	0	0	0	0	1	11.0	6	6	6	0	0	0	0	11	1.27	.192	37	2	0	1	46	190 / 135
Career	MLB	AL	NY	0	0	1.80	5	0	0	0	0	0	5.0	4	2	1	0	0	2	0	7	1.20	.235	17	0	0	1	20	74 / 46
Career	Minors	6 Leagues	7 Teams	13	8	4.22	85	21	0	0	3	6	158.0	120	84	74	13	15	76	1	218	1.24	.209	575	26	1	9	675	2531 / 1635





Eddie Rosario - OF

Bats: Left / Throws: Right
Height: 6-1 / Weight: 180
Born: 9/28/1991 in Guayama, Puerto Rico
Acquired by Dodgers: Signed as a free agent,
Feb. 14, 2025



2024:

• Started the year with the Washington Nationals after signing as a free agent...hit a two-run homer in his first appearance March 28 and had a hit in all three games he played in March...named National League Player of the Week for the period of May 6-12 after going 7-for-15 with three homers, five walks and three stolen bases...recorded 26 RBI, but hit just .183 before being designated for assignment July 1 and released July 3.

• Signed with the Atlanta Braves as a free agent signing July 5, first playing with the Triple-A Gwinnett Strippers...returned to the big leagues after a home run and a triple in three contests...went on to bat .154 in 24 games for Atlanta before being designated for assignment Aug. 8 and sent outright back to Gwinnett Aug. 10.

• Elected free agency Aug. 11 and signed with the New York Mets Aug. 14 to play for his third organization of the year...played in just seven games in August for the Triple-A Syracuse Mets before his release Aug. 25.

• Ended a journeyman season with 33 runs, 52 hits, 10 homers and 35 RBI in the Majors, slashing .175/.215/.316...in 10 Triple-A games, collected six hits and four runs and slashed .150/.190/.425...played winter league ball for two teams in Puerto Rico following the season.

2023:

• Named National League Player of the Week Aug. 20 with the Braves after going 11-for-21 (.524) with three home runs and 10 RBI...on Aug. 19 against San Francisco he went 4-for-4 with a double, walk and three RBI and belted a go-ahead two-out, two-run homer as the Braves rallied for a 6-5 win.

• Hit two solo home runs June 2 at Arizona, then repeated the feat later in the same month with two more homers versus Colorado June 18, collecting six total RBI on three hits against the Rockies...finished June with 22 RBI and nine home runs, both in the top-10 among MLB players for the month and hitting .325 over 23 games.

• Brought in four runs on a three-hit, three-run day against the Yankees Aug. 14, including a home run and a double.

Career:

• Enters his 16th professional season and first with the Dodgers...originally selected by the Twins in the fourth round of the 2010 MLB Draft...played in the Twins organization through 2020...has also been on the books for the Guardians, Braves, Nationals and Mets organizations.

• Owns a career MLB slashline of .262/.298/.450 with 1,063 hits, 566 runs, 583 RBI, 169 homers and 65 stolen bases...hit the century mark for home runs Aug. 14, 2019 in a Twins loss at Milwaukee...reached 1,000 career hits Sept. 9, 2023 for the Braves against Pittsburgh...crossed the 500-run threshold June 8, 2023 for Atlanta in a 13-10 win against the Mets...became the first Puerto Rico native in MLB history to hit for the cycle Sept. 19, 2021 against the Giants.

• Won the 2021 World Series with the Atlanta Braves...named Most Valuable Player in the National League Championship Series against the Dodgers during the 2021 playoff run...went 14-for-25 with three homers and nine RBI.

• Named the Twins' Most Valuable Player via the Calvin R. Griffith Award in 2018...registered a career-high 161 hits and 87 runs with a .288 batting average...named the Twins' Jim Kaat Defensive Player of the Year in 2015 after breaking into the Majors that year...made his first big-league appearance May 6 and hit a home run on the first pitch of his first at-bat against Oakland and Scott Kazmir

• Named an organization All-Star for the Twins three years in a row from 2011-2013, rising from the Rookie League to Double-A during that time.

• Played for Puerto Rico in the 2013, 2017 and 2020 World Baseball Classics.

Rosario's Career Stats

Season	League	Team	AB	R	H	2B	3B	HR	RBI	SB	CS	OBP	SLG	OPS	PA	HBP	SAC	SF	GDP	
2010	AAA	TEL	Winn	124	34	37	9	2	1	1	0	.282	.438	.720	23	0	0	0	0	
2011	ROK	APP	512	337	67	270	71	91	9	21	80	.27	.60	.17	6	.207	.670	1.067	288	
2012	ROK	TEL	Winn	5	2	7	3	0	1	4	1	.2	.0	.0	0	.684	1.289	0	0	
2013	ROK	TEL	Winn	208	58	66	11	11	26	46	11	.311	.496	.807	329	0	0	0	0	
2014	AA	TEL	Winn	339	93	207	40	68	13	9	6	.17	.1	.29	3	.6	.277	.527	904	
2015	AA	TEL	Winn	289	80	127	6	12	6	24	21	.27	.5	.1	1	.282	.505	.882	28	
2016	AA	TEL	Winn	300	8	30	5	9	0	0	0	.1	.0	.0	1	.282	.505	.882	28	
2017	AA	TEL	Winn	275	64	114	40	75	2	8	17	.28	.4	.277	.256	.286	.582	32	0	
2018	AAA	DET	NOC	242	23	95	11	23	2	1	3	.15	.0	.17	1	.1	.280	.379	.659	0
2019	MLB	AL	MIN	225	43	62	12	18	17	20	17	.318	.11	.6	.283	.428	.746	158	1	
2020	MLB	AL	MIN	269	92	335	52	96	17	2	10	.12	.2	.91	.5	.226	.421	.716	354	
2021	MLB	AL	MIN	162	39	57	10	15	12	15	10	.316	.9	.42	.1	.330	.573	.903	106	
2022	MLB	AL	MIN	288	138	329	87	161	31	2	24	.30	.9	.14	.2	.330	.478	.802	382	
2023	MLB	AL	MIN	257	57	210	31	54	7	0	13	.19	.2	.24	.3	.316	.476	.792	231	
2024	MLB	NL	ATL	138	13	55	7	12	6	4	9	.28	.1	.4	.9	.286	.487	.887	36	
2025	MLB	NL	ATL	271	33	96	13	26	4	2	7	.9	.14	.2	.1	.330	.573	.903	106	
2026	MLB	NL	ATL	271	33	96	13	26	4	2	7	.9	.14	.2	.1	.330	.573	.903	106	
2027	MLB	NL	ATL	271	33	96	13	26	4	2	7	.9	.14	.2	.1	.330	.573	.903	106	
2028	MLB	NL	ATL	271	33	96	13	26	4	2	7	.9	.14	.2	.1	.330	.573	.903	106	
2029	MLB	NL	ATL	271	33	96	13	26	4	2	7	.9	.14	.2	.1	.330	.573	.903	106	
2030	MLB	NL	ATL	271	33	96	13	26	4	2	7	.9	.14	.2	.1	.330	.573	.903	106	
2031	MLB	NL	ATL	271	33	96	13	26	4	2	7	.9	.14	.2	.1	.330	.573	.903	106	
2032	MLB	NL	ATL	271	33	96	13	26	4	2	7	.9	.14	.2	.1	.330	.573	.903	106	
2033	MLB	NL	ATL	271	33	96	13	26	4	2	7	.9	.14	.2	.1	.330	.573	.903	106	
2034	MLB	NL	ATL	271	33	96	13	26	4	2	7	.9	.14	.2	.1	.330	.573	.903	106	
2035	MLB	NL	ATL	271	33	96	13	26	4	2	7	.9	.14	.2	.1	.330	.573	.903	106	
2036	MLB	NL	ATL	271	33	96	13	26	4	2	7	.9	.14	.2	.1	.330	.573	.903	106	
2037	MLB	NL	ATL	271	33	96	13	26	4	2	7	.9	.14	.2	.1	.330	.573	.903	106	
2038	MLB	NL	ATL	271	33	96	13	26	4	2	7	.9	.14	.2	.1	.330	.573	.903	106	
2039	MLB	NL	ATL	271	33	96	13	26	4	2	7	.9	.14	.2	.1	.330	.573	.903	106	
2040	MLB	NL	ATL	271	33	96	13	26	4	2	7	.9	.14	.2	.1	.330	.573	.903	106	
2041	MLB	NL	ATL	271	33	96	13	26	4	2	7	.9	.14	.2	.1	.330	.573	.903	106	
2042	MLB	NL	ATL	271	33	96	13	26	4	2	7	.9	.14	.2	.1	.330	.573	.903	106	
2043	MLB	NL	ATL	271	33	96	13	26	4	2	7	.9	.14	.2	.1	.330	.573	.903	106	
2044	MLB	NL	ATL	271	33	96	13	26	4	2	7	.9	.14	.2	.1	.330	.573	.903	106	
2045	MLB	NL	ATL	271	33	96	13	26	4	2	7	.9	.14	.2	.1	.330	.573	.903	106	
2046	MLB	NL	ATL	271	33	96	13	26	4	2	7	.9	.14	.2	.1	.330	.573	.903	106	
2047	MLB	NL	ATL	271	33	96	13	26	4	2	7	.9	.14	.2	.1	.330	.573	.903	106	
2048	MLB	NL	ATL	271	33	96	13	26	4	2	7	.9	.14	.2	.1	.330	.573	.903	106	
2049	MLB	NL	ATL	271	33	96	13	26	4	2	7	.9	.14	.2	.1	.330	.573	.903	106	
2050	MLB	NL	ATL	271	33	96	13	26	4	2	7	.9	.14	.2	.1	.330	.573	.903	106	
2051	MLB	NL	ATL	271	33	96	13	26	4	2	7	.9	.14	.2	.1	.330	.573	.903	106	
2052	MLB	NL	ATL	271	33	96	13	26	4	2	7	.9	.14	.2	.1	.330	.573	.903	106	
2053	MLB	NL	ATL	271	33	96	13	26	4	2	7	.9	.14	.2	.1	.330	.573	.903	106	
2054	MLB	NL	ATL	271	33	96	13	26	4	2	7	.9	.14	.2	.1	.330	.573	.903	106	
2055	MLB	NL	ATL	271	33	96	13	26	4	2	7	.9	.14	.2	.1	.330	.573	.903	106	
2056	MLB	NL	ATL	271	33	96	13	26	4	2	7	.9	.14	.2	.1	.330	.573	.903	106	
2057	MLB	NL	ATL	271	33	96	13	26	4	2	7	.9	.14	.2	.1	.330	.573	.903	106	
2058	MLB	NL	ATL	271	33	96	13	26	4	2	7	.9	.14	.2	.1	.330	.573	.903	106	
2059	MLB	NL	ATL	271	33	96	13	26	4	2	7	.9	.14	.2	.1	.330	.573	.903	106	
2060	MLB	NL	ATL	271	33	96	13	26	4	2	7	.9	.14	.2	.1	.330	.573	.903	106	
2061	MLB	NL	ATL	271	33	96	13	26	4	2	7	.9	.14	.2	.1	.330	.573	.903	106	
2062	MLB	NL	ATL	271	33	96	13	26	4	2	7	.9	.14	.2	.1	.330	.573	.903	106	
2063	MLB	NL	ATL	271	33	96	13	26	4	2	7	.9	.14	.2	.1	.330	.573	.903	106	
2064	MLB	NL	ATL	271	33	96	13	26	4	2	7	.9	.14	.2	.1	.330	.573	.903	106	
2065	MLB	NL	ATL	271	33	96	13	26	4	2	7	.9	.14	.2	.1	.330	.573	.903	106	
2066	MLB	NL	ATL	271	33	96	13	26	4	2	7	.9	.14	.2	.1	.330	.573	.903	106	
2067	MLB	NL	ATL	271	33	96	13	26	4	2	7	.9	.14	.2	.1	.330	.573	.903	106	
2068	MLB	NL	ATL	271	33	96	13	26	4	2	7	.9	.14	.2	.1	.330	.573	.903	106	
2069	MLB	NL	ATL	271	33	96	13	26	4	2	7	.9	.14	.2	.1	.330	.573	.903	106	
2070	MLB	NL	ATL	271	33	96	13	26	4	2	7	.9	.14	.2	.1	.330	.573	.903	106	
2071	MLB	NL	ATL	271	33	96	13	26	4	2	7	.9	.14	.2	.1	.330	.573	.903	106	
2072	MLB	NL	ATL	271	33	96	13	26	4	2	7	.9	.14	.2	.1	.330	.573	.903	106	
2073	MLB	NL	ATL	271	33	96	13	26	4	2	7	.9	.14	.2	.1	.330	.573	.903	106	
2074	MLB	NL	ATL	271	33	96	13	26	4	2	7	.9	.14	.2	.1	.330	.573	.903	106	
2075	MLB	NL	ATL	271	33	96	13	26	4	2	7	.9	.14	.2	.1	.330	.573	.903	106	
2076	MLB	NL	ATL	271	33	96	13	26	4	2	7	.9	.14	.2	.1	.330	.573	.903	106	
2077	MLB	NL	ATL	271	33	96	13	26	4	2	7	.9	.14	.2	.1	.330	.573	.903	106	
2078	MLB	NL	ATL	271	33	96	13	26	4	2	7	.9	.14	.2	.1	.330	.573	.903	106	
2079	MLB	NL	ATL	271	33	96	13	26	4	2	7	.9	.14	.2	.1	.330	.573	.903	106	
2080	MLB	NL	ATL	271	33	96	13	26	4	2	7	.9	.14	.2	.1	.330	.573	.903	106	
2081	MLB	NL	ATL	271	33	96	13	26	4	2	7	.9	.14	.2	.1	.330	.573	.903	106	
2082	MLB	NL	ATL	271	33	96	13	26	4	2	7	.9	.14	.2	.1	.330	.573	.903	106	
2083	MLB	NL	ATL	271	33	96	13	26	4	2	7	.9	.14	.2	.1	.330	.573	.903	106	
2084	MLB	NL	ATL	271	33	96	13	26	4	2	7	.9	.14	.2	.1	.330	.573	.903	106	
2085	MLB	NL	ATL	271	33	96	13	26	4	2	7	.9	.14	.2	.1	.330	.573	.903	106	
2086	MLB	NL	ATL	271	33	96	13	26	4	2	7	.9	.14	.2	.1	.330	.573	.903	106	
2087	MLB	NL	ATL	271	33	96	13	26	4	2	7	.9	.14	.2	.1	.330	.573	.903	106	
2088	MLB	NL	ATL	271	33	96	13	26	4	2	7	.9	.14	.2	.1	.330	.573	.903	106	
2089	MLB	NL	ATL	271	33	96	13	26	4	2	7	.9	.14	.2	.1	.330	.573	.903	106	
2090	MLB	NL	ATL	271	33	96	13	26	4	2	7	.9	.14	.2	.1	.330	.573	.903	106	
2091	MLB	NL	ATL	271	33	96	13	26	4	2	7	.9	.14	.2	.1	.330	.573	.903	106	
2092	MLB	NL	ATL	271	33	96	13	26	4	2	7	.9	.14	.2	.1	.330	.573	.903	106	
2093	MLB	NL	ATL	271	33	96	13	26	4	2	7	.9	.14	.2	.1	.330	.573	.903	106	
2094	MLB	NL	ATL	271	33	96	13	26	4	2	7	.9	.14	.2	.1	.330	.573	.903	106	
2																				



Jerming Rosario - RHP

Bats: Right / Throws: Right

Height: 6-1 / Weight: 175

Born: 5/8/2002 in Peravia, Dominican Republic

Acquired by Dodgers: Signed as an international free agent,

July 2, 2018



2024:

• Spent time at three levels of the organization, starting the season at High-A Great Lakes before advancing to Double-A Tulsa in June and making his final appearance of the season at Triple-A with OKC...finished with a combined 4.47 ERA, 5-6 record and career-high 120 strikeouts over a career-high 108.2 innings...held opponents to a .199 batting average, but allowed 73 walks...finished third in the Dodgers organization in K's, but led all Dodgers pitchers in walks.

• Maintained a 3.68 ERA for the Loons with 38 K's across 10 games (six starts) and allowed two or fewer runs in seven of 10 outings before joining the Drillers...had a scoreless Tulsa debut June 14 versus Arkansas and collecting five strikeouts in 4.2 innings...tied his season-high mark with eight strikeouts Aug. 16 against Midland...finished third on Tulsa with 16 starts.

• Final game of the year was his first-ever Triple-A appearance Sept. 20 at Salt Lake...struck out five batters in five innings, but picked up the loss as the starting pitcher, allowing four runs.

2023:

• Started the season with Single-A Rancho Cucamonga, but was quickly promoted to High-A Great Lakes May 10 after posting a 2.88 ERA in six starts and 25 innings, going 1-1 with 32 K's...spent the rest of the year with Great Lakes, posting a 4.70 ERA for the Loons.

• Named Midwest League Pitcher of the Week June 18...recorded eight strikeouts and walked just one while allowing no hits or runs in a five-inning appearance against Wisconsin June 15.

• Tied for second in the Midwest League in wins with seven...recorded a season-high eight strikeouts June 15 and Sept. 1 while with Great Lakes.

Career:

• Enters his sixth professional season, all six coming within the Dodgers organization...started with the DSL Dodgers in 2019.

• With Rancho Cucamonga in 2022, posted a 6.64 ERA in 14 starts and 85.1 innings of work...finished with a 5-6 record and 112 strikeouts...had elite production on the mound in April, allowing a 1.86 ERA in five contests while going 2-1.

• Recorded a career-high nine strikeouts three times during the 2022 season, including Sept. 3 at Inland Empire while with Rancho Cucamonga.

Rosario's Career Stats

Season	Level	League	Team	W	L	ERA	G	GS	CG	SHO	SV	SVO	IP	H	R	ER	HR	HB	BB	IBB	SO	WHIP	AVG	AB	WP	BK	GDP	TBF	NP-5
2019	ROK	DSL	D-LAB	0	0	0.79	13	13	0	0	0	0	45.1	28	8	4	0	3	15	0	43	0.95	1.78	157	7	1	3	176	324 - 246
2021	ROK	ACL	A-DOO	0	4	4.17	11	5	0	0	0	0	36.2	32	22	17	5	2	13	0	48	1.23	2.29	140	4	1	3	155	304 - 241
2021	A	CAL	RC	0	2	39.27	3	2	0	0	0	0	3.2	13	18	16	1	3	4	0	6	4.64	5.20	25	8	0	0	32	138 - 79
2022	A	CAL	RC	5	6	6.64	26	14	0	0	0	0	85.1	89	73	63	9	8	60	0	112	1.75	2.66	335	22	0	7	404	1614 - 984
2023	A+	CAL	RC	1	1	2.88	6	6	0	0	0	0	25.0	24	10	8	2	1	7	0	32	1.24	2.50	96	5	0	2	104	408 - 263
2023	A+	MD	SL	7	5	4.70	19	9	0	0	1	1	67.0	65	35	35	6	1	33	0	82	1.46	2.58	252	11	0	5	289	1153 - 715
2024	A+	MD	SL	2	0	3.68	10	6	0	0	1	1	36.2	26	15	15	3	5	11	0	38	1.01	1.98	131	4	1	2	148	577 - 365
2024	AA	TEX	TUL	3	5	4.70	16	16	0	0	0	0	67.0	47	41	35	3	10	56	0	77	1.54	2.00	235	5	3	3	306	1215 - 727
2024	AAA	PCL	OKC	0	1	7.20	1	1	0	0	0	0	5.0	3	4	4	0	0	6	0	5	1.80	1.88	16	0	0	1	23	93 - 51
Career	Minors	6 Leagues	6 Teams	18	24	4.77	105	72	0	0	1	2	371.2	327	226	197	29	33	205	0	443	1.43	2.36	1387	66	6	26	1637	5990 - 3671





Dalton Rushing - C

Bats: Left / Throws: Right
Height: 6-1 / Weight: 220
Born: 2/21/2001 in Memphis, Tenn.
Acquired by Dodgers: Selected in the second round
of the 2022 MLB Draft



2024:

- Named the 2024 Branch Rickey Minor League Player of the Year, an award given to the top hitter in the organization... between Double-A Tulsa and OKC, slashed .271/.384/.512 with 26 homers and 85 RBI...named a *Baseball America* Minor League All-Star and to the MiLB Prospect Second Team...also named a Texas League Post-Season All-Star and Texas League Top MLB Prospect with Tulsa.
- Closed out the season with OKC, playing in 37 games after starting the season with Tulsa where he played 77 games... with OKC played six games at catcher, 27 games in left field and four games as the designated hitter.
- Slashed .273/.396/.511 with OKC and collected 26 RBI and 26 walks in 37 games with nine homers...homered twice Sept. 21 at Salt Lake including a 461-foot homer to right field in the third inning — the second-longest of the season by an OKC player — and the day after receiving his Branch Rickey award at Dodger Stadium...reached base in each of his first 26 games with OKC, slashing .283/.412/.500...went 3-for-5 with two homers and five RBI Aug. 27 at Round Rock; fourth career multi-homer game and tied his career high with five RBI.
- Joined OKC Aug. 6 after spending the season with Double-A Tulsa...slashed .270/.378/.512 with 15 doubles, one triple, 17 home runs and 59 RBI across 77 games with the Drillers...at the time of his promotion, led Tulsa and the Texas League in RBI (59) and slugging percentage (.512) and ranked second the league in OPS (.890)...was leading the Drillers in home runs (17; third in TL) and OBP (.378; third in TL) while ranking second on the team in hits (76).
- Recorded a two-home run game in his final game with Tulsa against Springfield Aug. 4 — his first multi-homer game of the season and third of his career...named Texas League Player of the Week July 30-Aug. 4 as he went 9-for-23 with four home runs, five extra-base hits and nine RBI...swatted his first Double-A home run April 10 against Arkansas and clubbed his first professional grand slam May 27 against Northwest Arkansas.

2023:

- Spent the entire 2023 season with High-A Great Lakes, slashing .228/.404/.452 with 18 doubles, one triple, 15 home runs and 53 RBI...was named the Midwest League Player of the Week April 23...went on the Injured List twice due to concussions...his .404 on-base percentage was good for second in the Midwest League.
- Selected as a MiLB.com Organization All-Star at the end of the season...selected to the 2023 Futures Game and was hit by a pitch in his only at-bat.
- Hit home runs over three consecutive games between Aug. 25 and in both games of an Aug. 26 doubleheader versus Fort Wayne.

Career:

- Enters the 2025 season rated as the Los Angeles Dodgers No. 2 prospect by *Baseball America* and MLB Pipeline... enters his fourth pro season.
- Selected as the 40th overall pick in the 2022 MLB Draft out of the University of Louisville, where he finished as a second-teamer on the All-Atlantic Coast Conference and Collegiate Baseball Newspaper All-America lists, alongside third-team honors on the ABCA All-America and Perfect Game All-America rosters...is the fourth Cardinal drafted by the Dodgers to play for OKC since 2018 (Will Smith, Devin Mann, Bobby Miller).
- Made his professional debut in 2022 with the ACL Dodgers, appearing in just two games before heading to Single-A Rancho Cucamonga...homered in his first game with the Quakes and finished the season slashing .424/.539/.778 with 11 doubles, eight home runs and 30 RBI in 28 games.
- A highly-touted prospect out of Brighton High School in Brighton, Tenn., he chose Louisville over LSU, Alabama, Vanderbilt, Arkansas, and Florida...ranked 102nd nationally and third in the state of Tennessee after hitting .491 his senior year at Brighton.

Rushing's Career Stats

Season	Level	League	Team	AVG	G	AB	R	H	2B	3B	HR	RBI	BB	IBB	SO	SB	CS	OBP	SLG	OPS	PA	HBP	SAC	SF	GIDP
2022	A	ROC	A-DOD	.000	2	5	0	0	0	0	0	0	1	0	1	0	0	.167	.000	.167	6	0	0	0	0
2022	A	CAL	RC	.424	28	99	27	42	11	0	8	30	21	1	21	1	0	.539	.778	1.317	128	6	0	2	0
2023	A+	MID	GL	.228	89	290	55	66	18	1	15	53	72	0	93	1	0	.404	.452	.856	381	16	0	3	3
2024	AA	TEX	TUL	.270	77	281	44	76	15	1	17	59	38	1	69	0	2	.378	.512	.890	334	12	0	2	2
2024	AAA	PCL	OKC	.273	37	139	25	38	6	0	9	26	26	0	34	2	1	.396	.511	.907	169	3	0	1	6
Career	Minors	5 Leagues	5 Teams	.273	233	814	151	222	50	2	49	168	158	2	218	4	3	.410	.520	.930	1018	37	0	8	11



Matt Sauer - RHP

Bats: Right / Throws: Right
Height: 6-4 / Weight: 230
Born: 1/21/1999 in Santa Maria, Calif.
Acquired by Dodgers: Signed as a free agent,
Jan. 6, 2025



2024:

- Made his Major League debut and the Opening Day roster for the Kansas City Royals March 31, allowing a hit during a scoreless eighth inning for the Royals...made 14 relief appearances for the Royals after being selected with the second pick in the 2023 Rule 5 Draft from the New York Yankees after advancing as high as Double-A...posted a 7.71 ERA over 16.1 innings with nine strikeouts against 11 walks with the Royals...returned to the Yankees organization in May and was reassigned to the Minors.
- Made his first-ever Triple-A appearance with Scranton/Wilkes-Barre June 1 and made 10 appearances (one start) before being sent to Double-A Somerset where he closed out the season...with Scranton/Wilkes-Barre, allowed 15 earned runs over 8.1 IP with nine K's.
- Finished the year with a 2-0 record for the Patriots and posted a 2.63 ERA in Double-A, racking up 21 strikeouts against three walks over 17 appearances (24.0 IP).

2023:

- Due to injury was limited to 17 appearances and did not appear in a game until June, starting with a rehab assignment and closing out the season with 14 appearances (13 starts) with Somerset...posted a 3.42 ERA over 68.1 innings with the Patriots...collected 83 strikeouts with just 29 walks.
- Posted three quality starts with Somerset, including a season-high 6.2 IP Sept. 1 at Portland, allowing one run on three hits with 11 strikeouts and no walks.

Career:

- Enters his eighth season, including a lost year to injury in 2019 where he pitched just 8.1 innings...holds a 4.37 career ERA with a 22-27 record in 110 games.
- Racked up a career-high 17 strikeouts for Double-A Somerset to set a franchise record during the 2022 season, allowing one run and two hits over 8.0 innings and did not issue a walk in a 4-3 loss to New Hampshire Aug. 25, 2022...was named Eastern League Pitcher of the Week following the outing, which included the highest strikeout total in affiliated baseball since 2019.
- Drafted by the New York Yankees in 2017 as a second-round selection after committing to play for the University of Arizona...went 9-1 at Righetti High School and posted a 0.98 ERA as a senior, also collecting 142 strikeouts.

Sauer's Career Stats

Season	Level	League	Team	W	L	ERA	G	GS	CG	SHO	SV	SVO	IP	H	R	ER	HR	HB	BB	IBB	SO	WHIP	AVG	AB	WP	BK	GIDP	TBF	NP-5
2017	ROK	FCL	D-YAW	0	2	5.40	4	0	0	0	0	0	11.2	13	9	7	0	1	8	0	12	1.80	271	48	2	0	0	97	110-73
2018	ADWth	NYP	St	3	6	3.90	13	0	0	0	0	0	67.0	60	31	29	3	9	18	0	45	1.18	236	254	10	0	5	283	1064-677
2019	AFLu	CHS		0	1	2.08	2	2	0	0	0	0	8.2	6	3	2	0	1	6	0	8	1.38	188	32	1	0	0	39	152-88
2021	A	FL	TM	2	4	4.34	15	13	0	0	0	0	66.1	58	38	32	6	6	32	0	75	1.36	227	235	9	1	5	297	1134-714
2021	A+	SAL	Hv	3	2	5.20	8	8	0	0	0	0	45.0	35	33	26	7	5	15	0	51	1.11	205	171	1	1	1	193	696-471
2022	A+	SAL	Hv	5	3	5.77	18	18	1	0	0	0	88.1	75	45	37	8	14	35	1	100	1.25	329	307	6	0	2	377	1443-916
2022	AA	SAS	SOM	0	2	7.84	4	4	0	0	0	0	20.2	22	18	18	5	2	7	0	34	1.40	268	82	0	1	1	92	325-218
2023	ROK	FCL	P-YAW	0	1	4.92	2	1	0	0	0	0	2.2	2	5	2	1	2	0	5	1.09	142	14	1	0	0	17	40-26	
2023	A+	SAL	Hv	0	0	0.00	1	1	0	0	0	0	2.0	0	0	0	0	0	3	0	5	1.50	000	6	0	0	0	9	47-24
2023	AA	SAS	SOM	6	4	2.42	14	13	0	0	0	1	68.1	49	27	26	11	2	29	0	83	1.14	196	250	1	4	0	261	1130-708
2024	AA	SAS	SOM	2	0	2.63	17	0	0	0	0	1	24.0	17	8	7	2	0	3	0	21	0.83	191	89	2	0	1	94	352-241
2024	AAA	INT	SWB	1	2	16.20	10	1	0	0	1	2	8.1	18	15	15	4	0	8	0	9	3.12	409	44	1	0	0	53	220-129
2024	MLB	AL	HC	0	0	7.71	14	0	0	0	0	0	15.1	23	14	14	3	1	11	0	9	2.08	324	71	1	0	0	84	327-200
Career	MLB	AL	HC	0	0	7.71	14	0	0	0	0	0	15.1	23	14	14	3	1	11	0	9	2.08	324	71	1	0	0	84	327-200
Career	Minors	7 Leagues	8 Teams	22	27	4.37	110	81	1	0	1	3	414.0	355	232	201	47	41	166	1	449	1.26	226	1772	40	4	19	1792	6713-4285





Ryan Sublette - RHP

Bats: Right / Throws: Right
Height: 6-2 / Weight: 200
Born: 10/01/1998 in Chicago, Ill.
Acquired by Dodgers: Selected in the seventh round of the 2021 MLB Draft



2024:

- Returned for a second season in Tulsa, posting a 5-3 record with one save...held a 4.84 ERA in 48.1 innings and picked up 51 strikeouts over 36 relief appearances (48.1 innings).
- Had his best month of the season in June, going 1-0 with a 1.64 ERA while allowing just six hits across 11.0 innings...between June and July, made 13 appearances and allowed just four runs and 12 hits over 19.1 IP, with 25 K.
- On the Injured List July 25-Aug. 12...after coming off the IL, made nine appearances and allowed nine runs and seven hits over 10.0 innings, with six walks against seven strikeouts
- Appeared twice for Oklahoma City in September for his first Triple-A stint, putting up two strikeouts and four walks in 3.1 innings.

2023:

- Had a blistering start to the year with Double-A Tulsa, producing a 1.29 ERA across 12 games in March and April...struck out two batters each in his four March appearances for the Drillers, fanning eight over a combined 3.2 IP, and posted a 0.87 ERA over 10.1 innings in April.
- Played the full season at the Double-A level, pitching in 43 contests (one start) and finishing with a 2-4 record...struck out 60 and gave up 46 walks over 47.1 IP...appeared in his first Double-A game April 21 against Wichita and notched his first Double-A win May 23 against Northwest Arkansas.

Career:

- Enters his fifth professional season after four years on the mound for Texas Tech...lowered his season ERA each year in Lubbock, going from a 9.49 ERA as a freshman to posting a career-low 2.34 ERA in his final season in 2021.
- Went 7-1 in 41 games (one start) after moving up to High-A Great Lakes in 2022, putting together a 2.98 ERA across 54.2 innings...cracked the top ten in the Midwest League with eight saves, tying for seventh...his 87 strikeouts were the most among relievers and third only to Emmet Sheehan (101) and Nick Nastrini (127).
- Pitched 9.2 innings across six contests in 2021 for Single-A Rancho Cucamonga...struck out two and finished with a 3.72 ERA in his first professional season...played in his first game as a professional with the ACL Dodgers Aug. 27, 2021 against the ACL Mariners, striking out two across 1.0 IP.
- Selected by Los Angeles in the seventh round of the 2021 MLB Draft out of Texas Tech...attended Lemont Township High School in Lemont, Ill.

Sublette's Career Stats

Season	Level	League	Team	W	L	ERA	G	GS	CG	SHO	SV	SVO	IP	H	R	ER	HR	HB	BB	IBB	SO	WHIP	AVG	AB	WP	BK	GDP	TBF	NP-5	
2021	ACL	ACL	ACL	0	0	0.00	1	0	0	0	0	0	1.0	0	0	0	0	0	0	0	2	0.00	.000	0	3	0	0	39	169-105	
2021	A	CAL	BC	1	1	3.72	6	0	0	0	0	0	9.2	9	5	4	1	0	1	0	12	1.03	.237	38	3	0	0	169-105		
2022	A	MD	BL	7	1	2.85	41	1	0	0	0	8	9	54.1	41	21	18	4	7	33	2	87	1.36	.203	202	2	1	2	245	1075-674
2023	AA	TEX	TUL	2	4	6.27	43	1	0	0	2	7	47.1	38	35	33	6	6	46	0	60	1.77	.222	171	7	0	3	227	1003-558	
2024	AA	TEX	TUL	5	3	4.84	36	0	0	0	1	4	48.1	32	28	25	7	5	33	0	51	1.34	.193	156	4	0	4	208	858-513	
2024	AAA	PCL	PHC	0	0	2.70	2	0	0	0	0	0	3.1	3	1	1	0	0	4	0	2	2.10	.231	13	0	0	0	17	78-41	
Career	Minors	5 Leagues	5 Teams	15	9	4.50	129	2	0	0	11	20	164.0	123	90	82	18	18	117	2	214	1.46	.207	593	16	1	9	739	3390-1898	



Ryan Ward - OF

Bats: Left / Throws: Right
Height: 5-11 / Weight: 200
Born: 2/23/1998 in Millbury, Mass.
Acquired by Dodgers: Selected in the eighth round
of the 2019 MLB Draft



2024:

- Set career highs with 34 home runs and 104 RBI overall, including 33 homers and 101 RBI with OKC...led the PCL in home runs, ranked second with 62 extra-base hits and ranked third in RBI...slashed .258/.317/.543 with 22 doubles and seven triples in 120 Triple-A games...spent time on the Injured List in May and played two games with the ACL Dodgers in May, finishing with five hits, including a homer, and three RBI.
- Recorded six multi-homer games throughout the season...became just the fifth player in OKC's Bricktown era with at least 30 home runs in a season.
- Became just the fourth OKC player during the Bricktown era to surpass 100 RBI in a single season...on April 25 at Albuquerque picked up six RBI with two home runs and a double...named PCL Player of the Week April 23-28.
- Following the season, represented the United States at the World Baseball Softball Confederation Premier12 tournament...led the event in home runs with five, leading to an All-World Team selection...brought in 11 runs and hit .308.

2023:

- Spent all season with Oklahoma City in his first season in Triple-A, slashing .234/.324/.424 with 27 doubles, six triples, 21 home runs and 95 RBI in a league-leading 139 games.
- Ranked fourth in the PCL with 95 RBI, and along with his 101 RBI in 2024, now holds two of the top-10 single-season RBI marks in OKC's Bricktown era...also led the PCL with 139 games played-- the most by an OKC player in a single season since at least 2005 and prior to Andre Lipcius' 140 games in 2024; Anderson Hernandez had the team's previous high mark, playing in 136 games in 2011.
- Hit a walk-off single in the ninth inning July 18 against El Paso to give OKC a 7-6 win...went 2-for-5 with a homer and two RBI in the game.

- Went 3-for-5 with two home runs and three RBI July 2 at Sugar Land for his third multi-homer game of the season...went 3-for-4 with two home runs and a double June 13 against Salt Lake.

Career:

- Ranks sixth in franchise history in the Bricktown era with 196 RBI and 54 home runs and is tied for sixth with 13 triples in his OKC career.
- Spent all of 2022 with Double-A Tulsa, leading the Drillers in home runs (28) and hits (117) and recorded the second-most RBI (78) while slashing .255/.319/.486 in 116 games...finished second in the Texas League in homers and was sixth in total bases, seventh in SLG and tied for seventh in extra-base hits (48).
- Racked up the accolades in his first full professional season in 2021...named Midwest League Player of the Week July 25 and Aug. 1 in addition to being named the Midwest League Player of the Month for August...honored as a Midwest League Post-Season All-Star and a MiLB.com Organization All-Star.
- Made his professional debut with Rookie-Level Ogden June 17, 2019 against Grand Junction...recorded his first hit the next day at Orem with a single.
- Selected by Los Angeles in the eighth round of the 2019 MLB Draft out of Bryant University...dominated in his senior season with the Bulldogs, becoming the first Division I player in school history to hit over .400 on the season with a .409 average, while setting program records with 101 hits and 157 total bases...struck out just 10 times on the season, while posting a team-record 30-game hitting streak and a 40-game on base streak...aiming to become just the third Bryant alum to play in the Majors.

Ward's Career Stats

Season	Level	League	Team	AVG	G	AB	R	H	2B	3B	HR	RBI	BB	IBB	SO	SB	CS	OBP	SLG	OPS	PA	HBP	SAC	SF	GDP
2019	ROA	PID	OGD	.271	49	188	35	51	11	2	4	23	19	0	30	7	4	.340	.415	.755	209	1	0	1	5
2021	A+	MID	GL	.278	109	439	91	122	21	3	27	84	47	1	118	8	6	.352	.524	.876	495	5	0	3	5
2022	AA	TEX	TUL	.255	116	459	62	117	18	2	28	78	39	1	116	5	1	.319	.486	.805	506	5	0	2	7
2023	AAA	PCL	OKC	.234	139	538	87	126	27	6	21	95	68	1	157	12	5	.324	.424	.748	615	5	0	3	17
2024	ROK	ACL	A-DOD	.714	2	7	5	5	3	0	1	3	2	0	1	0	0	.778	1.571	2.349	9	0	0	0	0
2024	AAA	PCL	OKC	.258	120	473	78	122	22	7	33	101	41	4	141	11	3	.317	.543	.860	520	2	0	4	9
Career	Minors	5		.258	535	2104	358	543	102	20	114	384	216	7	563	43	19	.330	.488	.818	2354	18	0	13	46
Leagues Teams																									





Justin Wroblewski - LHP



Bats: Left / Throws: Left
Height: 6-1 / Weight: 194
Born: 7/14/2000 in Hoffman Estates, Ill.
Acquired by Dodgers: Selected in the 11th round
of the 2021 MLB Draft

2024:

- Split time between Double-A Tulsa (13 games), Triple-A Oklahoma City (seven games) and the Los Angeles Dodgers (eight games)...made his MLB debut July 7, pitching five innings against the Milwaukee Brewers, tallying four strikeouts and walking two, while allowing four earned runs and was charged with the loss at Dodger Stadium.
- Made a total of eight appearances for Los Angeles, posting a 1-2 record with a 5.70 ERA and a 1.38 WHIP, notching 26 strikeouts against 16 walks...earned first career MLB win Aug. 16 against the St. Louis Cardinals after pitching five innings in a 7-6 Los Angeles win...did not allow a run over his final two MLB outings of the season (6.0 IP)...recorded a MLB career-high five strikeouts over 4.1 shutout innings against the Boston Red Sox July 20.
- Across two levels of the Minors, posted a 6-4 record with a 3.76 ERA in 20 appearances, making 18 starts, posting 104 strikeouts against 31 walks and a 1.28 WHIP...promoted to OKC June 22 from Double-A Tulsa and at the time of his transfer, tied for the Tulsa team lead in starts (13) while pacing the squad in wins (5), innings (67.2) and strikeouts (62)...served as Tulsa's Opening Night starter April 5 at Northwest Arkansas...allowed two or fewer runs in nine of 13 outings.
- Posted his best month of the season in May with Tulsa, posting a 2-1 record with a 2.89 ERA in five games, striking out 27 batters while posting a 1.04 WHIP...in his final start with Tulsa June 16 against Arkansas, tossed a career-high 7.0 innings and combined with two relievers on a 7-0 shutout.
- While with Triple-A Oklahoma City, recorded a season-best 11 strikeouts in only five innings June 22 against Albuquerque.

2023:

- Spent the entire season with High-A Great Lakes, finishing with a 4-4 record and a 2.90 ERA across 25 appearances, making 23 starts...posted 109 strikeouts against 35 walks with a 1.25 WHIP...led the team in starts (23), innings (102.1) and strikeouts...ranked second in the Midwest League in strikeouts.
- Had his best month of the season in June, posting a 3-1 record with a 1.09 ERA in five appearances across 24.2 IP...threw 28 strikeouts against six walks...named the Midwest League Pitcher of the Month for June...threw a season-high 10 strikeouts against one walk and only allowed two hits on June 14 in five innings pitched, picking up the win versus Wisconsin.
- Named a Midwest League Postseason All-Star, along with being named a MiLB.com Dodgers Organization All-Star.
- Appeared in two postseason games for the Loons...handed the loss in Game 1 of the Midwest League East Division Series at Fort Wayne after allowing two earned runs on four hits across 5.1 IP...did not factor in the decision in Game 2 of the Midwest League Championship Series at Cedar Rapids but allowed only one run and struck out six in a 4-2 victory.

Career:

- Enters the season rated as the Los Angeles Dodgers' No. 9 prospect by *Baseball America* and No. 11 by MLB Pipeline.
- Drafted in the 11th round of the 2021 MLB Draft...played one year of collegiate baseball at Oklahoma State after transferring from the State College of Florida...began his college career at Clemson.
- Starred at Sequoyah High School in Canton, Ga., where he was an all-county, all-region and all-state performer, turning in a 1.93 ERA to go along with 65 strikeouts in 29 innings as a senior.

Wroblewski's Career Stats

Season	Level	League	Team	W	L	ERA	G	GS	CG	SHO	SV	SVO	IP	H	R	ER	HR	HB	BB	IBB	SO	WHIP	AVG	AB	WP	BK	GDP	TBF	NP-9	
2022	A	ACL	A-DOO	1	2	1.80	10	8	0	0	0	0	15.0	12	3	3	0	0	5	0	23	0.80	.211	57	1	0	0	0	57	104-.99
2022	A	ACL	RC	3	3	5.40	10	8	0	0	0	0	6.2	8	4	4	1	0	5	0	5	1.95	.364	22	4	0	0	0	30	125-.70
2023	A+	MDL	GL	4	4	2.90	25	23	0	0	0	0	102.1	93	37	33	6	2	35	0	109	1.25	.244	381	2	0	8	420	1643-1.062	
2024	AA	TEX	TUL	5	2	3.06	13	13	0	0	0	0	67.2	57	24	23	3	4	13	0	62	1.03	.231	247	0	0	7	269	1009-.690	
2024	AAA	PCL	OKC	1	2	5.46	7	5	0	0	0	0	28.0	34	17	17	4	0	18	0	42	1.96	.306	111	3	0	3	122	531-.338	
2024	MLB	NL	LAD	1	2	5.70	8	6	0	0	1	1	36.1	34	24	23	9	1	16	0	26	1.38	.248	137	1	0	3	154	592-.373	
Career	MLB	5 Leagues	5 Teams	11	11	3.28	58	51	0	0	0	0	233.2	204	85	80	14	6	71	0	239	1.25	.249	618	10	0	18	908	3412-.229	

2024 SEASON REVIEW



Oklahoma City Posts Fourth Straight Winning Season and 20th During the Franchise's Bricktown Era



Second Place, Pacific Coast League East Division • 79-71 Record Overall 40-35 First Half Record • 39-36 Second Half Record

Oklahoma City continued its winning ways in 2024 as the team competed as the Oklahoma City Baseball Club throughout its Pacific Coast League schedule.

OKC wrapped up 2024 with a 79-71 record, marking the 20th time in 26 seasons during the Bricktown era that an OKC team finished with a winning record, including 11 of the last 12 seasons, eight of nine seasons as a Dodgers affiliate and for a fourth consecutive season.

Season highlights:

- Outfielder Ryan Ward led the Pacific Coast League with 33 home runs, finished second with 62 extra-base hits and finished third with 101 RBI.

Ward became just the third player in OKC's Bricktown era (since 1998) to hit 33 or more homers in one season and the first to do it since Mike Hessman hit 35 home runs in 2012. Including a home run hit in the Arizona Complex League during a rehab assignment in May, Ward has hit 34 home runs this season — second-most in the Minors. Ward also became just the fourth player during the Bricktown era to reach the century mark in RBI.

He went 9-for-19 over five games during Oklahoma City's April road series in Albuquerque, hitting five home runs and a double, while also scoring eight runs and racking up 11 RBI to be named PCL Player of the Week.

- Fellow OKC outfielder Drew Avans paced the PCL with 105 runs scored, finished third with 147 hits, second with 80 walks and with eight triples.

Avans surpassed Kelly Dransfeldt (1999-2002) as OKC's all-time Bricktown-era career hits leader, finishing his time with OKC with 462 career hits in four seasons

(since 2021). In addition to hits, Avans has established new Bricktown era career records for runs scored (345), walks (261) and triples (26). He now ranks second all-time in the Bricktown era with 471 career games and 117 stolen bases, while ranking third in doubles (86). He also set a new OKC single-season Bricktown-era record for 105 runs, passing Esteban Germán's 103 runs scored in 2005.

He was named the final PCL Player of the Week after he batted 14-for-22 (.636) with seven RBI over five games in Salt Lake to close the season. He set a career high with five hits Sept. 18 at Salt Lake and tied his career high with five RBI as he went 5-for-6 with a home run, double and four runs scored.

- Trey Sweeney hit six home runs and had 14 RBI over six games in Albuquerque in late May and early June. He went 11-for-28 (.393) and scored 10 runs, while leading the Minors with six homers, eight extra-base hits and 32 total bases to be named PCL Player of the Week.

- Infielder Andre Lipcius tied for first in the PCL with 152 hits in 140 games.

- Oklahoma City's pitching staff allowed the fewest home runs in the league as well as the second-fewest hits and runs in the league throughout the season, finishing with a 4.49 ERA — second-lowest in the PCL.

- May 9 in Sugar Land, Oklahoma City scored 22 or more runs in a game for just the fourth time in the franchise's Bricktown era (since 1998). It was also the second time during the season OKC scored at least 21 runs in a game, joining a 21-9 victory at Albuquerque on April 25.

- Jon Duplantier fanned an OKC season-high 12 batters over six perfect innings Sept. 18 in Salt Lake on his way to being named PCL Pitcher of the Week for the final week of the regular season.



2024 FINAL STATS

2024 Oklahoma City Batters

Player	B	AVG	G	AB	R	H	TB	2B	3B	HR	RBI	BB	IBB	SO	SB	CS	OBP	SLG	OPS	PA	SAC	SF	HBP	GDP
Araúz, J	L	.227	60	225	25	51	73	11	1	3	21	19	0	36	2	0	.286	.324	.610	245	0	1	0	11
Avans, D	L	.272	133	541	105	147	214	27	8	8	52	80	1	157	35	6	.366	.396	.762	625	0	2	2	8
Cartaya, D	R	.208	49	183	24	38	64	8	0	6	25	20	0	57	1	0	.293	.350	.643	208	0	2	3	3
Davis, B	R	.296	8	27	5	8	15	4	0	1	6	2	0	6	0	0	.345	.556	.901	29	0	0	0	1
Edman, T	S	.294	6	17	5	5	8	0	0	1	4	6	0	2	1	0	.478	.471	.949	23	0	0	0	2
Feduccia, H	L	.284	82	285	41	81	122	17	3	6	50	59	1	72	2	1	.409	.428	.837	350	0	3	3	6
Freeland, A	S	.243	39	144	23	35	57	7	0	5	18	19	0	44	2	0	.335	.396	.731	164	0	0	1	0
Gauthier, A	R	.247	106	364	47	90	120	16	4	2	31	56	0	87	11	0	.355	.330	.685	425	0	0	5	11
Guerrero, E	S	.000	1	4	0	0	0	0	0	0	0	0	0	2	0	0	.000	.000	.000	4	0	0	0	0
Heyward, J	L	.000	2	6	0	0	0	0	0	0	0	1	0	2	0	0	.143	.000	.143	7	0	0	0	0
Hoese, K	R	.287	127	464	76	133	220	32	2	17	79	52	0	104	1	1	.361	.474	.835	525	0	4	4	10
Lipcius, A	R	.271	140	561	86	152	257	26	2	25	89	68	1	145	10	3	.351	.458	.809	636	0	4	4	11
Muncy, M	L	.286	6	21	3	6	10	1	0	1	4	3	0	6	0	0	.375	.476	.851	24	0	0	0	0
Okey, C	R	.236	45	165	19	39	54	5	2	2	13	10	0	33	4	0	.282	.327	.609	178	1	1	1	5
Outman, J	L	.279	69	265	62	74	144	15	2	17	46	44	1	81	11	1	.390	.543	.933	319	0	3	6	3
Owings, C	R	.262	80	256	41	67	106	8	2	9	32	44	0	79	11	4	.381	.414	.795	307	0	1	6	5
Padlo, K	R	.216	47	171	21	37	65	10	0	6	29	32	0	55	9	1	.340	.380	.720	209	0	4	2	6
Pages, A	R	.356	24	101	25	36	67	5	1	8	22	10	0	21	3	1	.421	.563	1.084	114	0	1	2	1
Rodriguez, F	R	.250	1	4	0	1	1	0	0	0	0	0	0	0	1	0	.250	.250	.500	4	0	0	0	0
Rushing, D	L	.273	37	139	25	38	71	6	0	9	26	26	0	34	2	1	.396	.511	.907	169	0	1	3	6
Sweeney, T	L	.254	96	389	65	99	166	22	3	13	62	44	2	118	16	3	.334	.427	.761	440	0	3	4	4
Taylor, C	R	.364	3	11	2	4	6	2	0	0	1	2	0	3	0	0	.462	.545	1.007	13	0	0	0	1
Trejo, A	R	.265	59	211	27	56	86	10	1	6	24	26	0	54	5	3	.346	.408	.754	241	1	2	1	11
Vargas, M	R	.290	120	473	78	122	257	22	7	33	101	41	4	141	11	3	.317	.543	.860	520	0	4	2	9
Ward, R	L	.288	120	473	78	122	257	22	7	33	101	41	4	141	11	3	.317	.543	.860	520	0	4	2	9
OKC Totals		.263	150	5172	840	1361	2265	268	39	186	773	702	10	1393	145	34	.355	.438	.793	5970	2	40	52	116

2024 Oklahoma City Pitchers

Player	T	W	L	ERA	G	GS	CG	SHO	GF	HLD	SV	SVO	IP	H	R	ER	HR	HB	BB	SO	AVG	WP	BK	GDP	TBF	
Anderson, N	R	2	0	2.08	3	0	0	0	0	0	0	0	1.41	3	3	1	1	0	3	0	5	.200	0	0	2	18
Brasler, R	R	2	0	0.00	8	0	0	0	0	2	0	0	8.0	4	0	0	0	0	1	0	12	.143	0	0	0	29
Brogdon, C	R	0	0	3.46	13	0	0	0	2	1	1	2	13.0	13	5	5	2	0	5	0	19	.255	0	0	0	56
Bushier, W	R	0	4	5.01	8	0	0	0	0	0	0	0	32.1	39	21	18	4	0	16	0	35	.295	1	0	2	149
Casparius, B	R	4	3	3.36	16	14	0	0	1	1	0	0	67.0	47	26	25	4	3	35	0	72	.193	3	0	2	283
Choi, H	R	4	6	4.28	15	14	0	0	0	0	0	0	73.2	66	40	35	7	7	32	0	56	.240	1	0	5	319
Crismanth, N	R	1	0	5.68	4	3	0	0	0	0	0	0	12.2	15	9	8	3	0	0	0	15	.288	0	1	1	52
Dodson, T	R	3	3	3.32	41	1	0	0	7	5	1	2	62.1	56	30	23	3	6	43	1	58	.239	7	1	12	284
Dreyer, J	L	5	2	2.95	145	35	42	82	18	4	1	8	38	32	33	22	14	4	0	0	52	.236	2	4	4	174
Duplantier, J	R	3	2	3.56	6	6	0	0	0	0	0	0	30.1	21	12	12	1	1	17	0	41	.204	1	0	3	124
Duran, C	R	0	0	13.50	1	1	0	0	0	0	0	0	1.1	0	2	2	0	0	3	0	3	.000	0	0	0	7
Feyereisen, J	R	2	6	5.48	33	6	0	0	7	3	0	3	42.2	46	30	26	7	0	13	0	33	.274	0	0	3	184
Fisher, B	R	2	0	6.94	8	0	0	0	2	0	0	0	11.2	11	9	9	0	0	10	1	16	.256	1	0	0	55
Flynn, M	R	2	1	4.95	28	0	0	0	8	2	3	3	36.1	29	22	20	7	4	15	2	50	.220	4	1	2	156
Gaze, M	L	1	3	4.29	20	0	0	0	3	4	1	2	21.0	17	10	10	2	0	12	0	27	.215	2	0	0	92
Gamboa, A	L	3	6	3.30	22	12	0	0	1	1	0	0	73.2	70	37	27	3	1	31	0	51	.251	6	0	9	316
Gonsalves, S	L	2	0	6.00	15	0	0	0	1	2	0	1	18.0	14	12	12	3	1	20	0	23	.219	3	0	1	86
Gonsolin, T	R	0	0	2.35	3	3	0	0	0	0	0	0	7.2	7	2	2	0	1	2	0	12	.233	0	0	0	33
Gowdy, K	R	2	2	4.38	42	1	0	0	17	4	4	6	51.1	57	28	25	1	7	23	0	45	.285	5	1	8	231
Graterol, B	R	0	0	5.87	8	0	0	0	0	1	0	0	7.2	13	6	5	0	0	2	0	7	.351	1	2	1	40
Grove, M	R	2	0	1.59	10	0	0	0	1	1	0	0	11.1	5	2	2	1	1	3	0	11	.128	0	0	0	43
Hahn, J	R	4	1	4.54	35	2	0	0	9	3	1	2	41.2	30	22	21	2	5	33	0	44	.211	4	0	3	182
Harris, B	L	0	1	15.43	2	0	0	0	0	0	0	0	2.1	0	4	4	0	0	6	0	4	.000	0	0	0	13
Henriquez, E	R	1	0	2.84	14	0	0	0	0	0	4	0	12.2	14	6	4	0	0	10	0	18	.275	1	0	2	61
Hernandez, E	R	4	1	2.83	6	5	0	0	0	0	0	0	28.2	22	10	9	2	0	8	0	34	.208	1	0	1	114
Hernandez, E	L	1	1	4.50	16	1	0	0	3	6	0	0	18.0	17	9	9	1	0	10	1	14	.246	1	0	1	79
Honeywell, B	R	0	0	0.00	2	0	0	0	0	1	0	0	4.0	3	0	0	0	0	1	0	2	.214	0	0	1	15
Hurt, K	R	0	0	3.07	13	2	0	0	1	3	1	1	14.2	9	5	5	0	0	12	0	22	.170	4	0	0	65
Kelly, J	R	2	1	9.82	5	0	0	0	0	0	0	0	3.2	1	4	4	0	0	6	0	5	.091	0	0	1	17
Kershaw, C	R	0	0	3.86	2	2	0	0	0	0	0	0	7.0	6	3	1	1	1	1	0	7	.231	0	0	1	27
Knack, L	R	4	3	3.71	14	12	0	0	0	0	0	0	68.0	55	30	28	7	1	31	0	79	.223	1	0	5	281
Lamet, D	R	3	1	4.82	9	8	0	0	0	0	0	0	37.1	42	20	20	5	4	23	0	40	.284	5	0	1	178
Lao, S	R	2	1	5.22	20	0	0	0	4	2	0	1	29.1	30	20	17	1	2	13	0	25	.268	0	1	3	129
Little, J	R	1	1	4.71	29	0	0	0	8	4	1	1	36.1	37	20	19	6	0	11	0	40	.261	2	0	2	154
Logue, Z	R	0	0	3.00	1	0	0	0	0	0	0	0	3.0	5	1	1	0	0	1	0	3	.385	1	0	0	13
Lytle, J	R	0	1	6.46	5	4	0	0	0	0	0	0	15.1	20	11	11	3	1	5	0	12	.313	3	0	0	70
Miller, B	R	0	1	5.06	6	6	0	0	0	0	0	0	26.2	24	17	15	1	2	17	0	23	.240	1	0	2	121
Petersen, M	R	2	0	1.64	35	0	0	0	21	6	10	10	33.0	17	7	6	1	0	8	0	44	.145	1	0	0	125
Pomeranz, D	L	1	0	6.00	8	1	0	0	2	1	0	1	9.0	9	6	6	1	0	1	0	14	.257	2	0	0	37
Ramirez, N	L	3	1	4.37	28	2	0	0	3	5	1	1	35	32	17	13	1	7	0	28	.281	3	0	2	146	
Romero, C	R	0	0	9.17	4	4	0	0	0	0	0	0	17.2	22	12	22	18	5	5	0	36	.306	8	0	2	86
Rooney, J	L	5	2	4.33	53	0	0	0	17	6	1	3	60.1	58	33	29	7	11	32	1	71	.257	7	1	6	272
Rosario, J	R	0	1	7.20	1	1	0	0	0	0	0	0	5.0	3	4	4	0	0	6	0	5	.188	0	0	1	23
Ryan, R	R	0	0	2.76	5	5	0	0	0	0	0	0	16.1	13	5	5	1	1	6	0	19	.224	1	0	3	66
Salazar, E	R	0	0	5.61	7	7	0	0	0	0	0	0	33.2	47	22	21	3	4	12	0	21	.343	1	1	9	153
Sublette, R	R	0	0	2.70	2	2	0	0	1	1	0	0	4.1	1	1	1	0	0	4	2	2	.231	0	0	0	17
Treinen, B	R	0	0	10.38	5	1	0	0	0	1	0	0	4.0	5	5	5	0	0	0	0	6	.400	0	0	1	20
Vallimont, C	R	1	5	8.57	10	9	0	0	0	42.0	53	41	40	11	2	27	0	33	.312	5	2	4	0	200		
Vanasco, R	R	0	0	2.46	24	0	0	0	13	3	5	5	23.1	19	11	9	2	1	27	0	27	.218	0	0	2	111
Varland, G	R	2	2	7.99	28	0	0	0	1	6	0	2	32.2	40	30	29	5	3	13	0	36	.299	0	0	3	151
Wroblewski, J	R	1	0	5.46	7	7	0	0	10	1	0	3	28.9	34	17	18	1	12	30	0	42	.316	2	0	3	132
Yamamoto, Y	L	0	1	6.75	2	2	0	0	0	0	0	0	4.0	3	3	3	1	0	2	0	5	.214	0	0	0	17
OKC Totals		79	71	449	150	150	0	4	150	82	33	52	1325.1	1254	735	661	126	75	644	8	1374	.250	83	10	115	5800

Season Leaders

Offense, Individual (Rank in PCL Top 10):

Hits: Andre Lipcius, 152 (T, 1st)
Average: Drew Avans, .272
Home Runs: Ryan Ward, 33 (1st)
Doubles: Kody Hoese, 32 (5th)
Triples: Drew Avans, 8 (T, 2nd)
Runs: Drew Avans, 105 (1st)
RBI: Ryan Ward, 101 (3rd)
Walks: Drew Avans, 80 (2nd)
Strikeouts: Drew Avans, 157 (2nd)
Stolen Bases: Drew Avans, 35 (T, 6th)

Pitching, Individual (Rank in PCL Top 10):

Games: John Rooney, 53 (7th)
Starts: Ben Casparius & Hyun-il Choi, 14
Innings: Hyun-il Choi & Alec Gamboa, 73.2
Wins: Jack Dreyer & John Rooney, 5
Losses: Hyun-il Choi, 6
Saves: Michael Petersen, 10 (T, 3rd)
Holds: Jose E. Hernandez, Michael Petersen, John Rooney & Gus Varland, 6
Strikeouts: Landon Knack, 79
Walks: Tanner Dodson, 43

Offense, Team (PCL Rank):

Average: .263 (7th)
Runs: 840 (6th)
Home Runs: 186 (4th)
Extra-Base Hits: 493 (5th)
Stolen Bases: 145 (6th)
Walks: 702 (3rd)
Strikeouts: 1,393 (T-3rd)
On-Base Percentage: .355 (6th)
OPS: .793 (5th)

Pitching, Team (PCL Rank):

ERA: 4.49 (2nd)
Runs: 735 (9th = 2nd fewest in PCL)
Hits: 1,254 (9th = 2nd fewest in PCL)
Home Runs: 126 (10th = fewest in PCL)
Walks: 644 (7th)
Saves: 33 (T-3rd)
Strikeouts: 1,374 (3rd)
Shutouts: 4 (8th)
WHIP: 1.43 (1st)

Team Defensive Stats (PCL Rank)

Fielding Percentage: .981 (3rd)

Errors: 104 (8th)

Double Plays:

Turned - 132 (T-6th)
Grounded Into - 116 (4th)

Outfield Assists: 26

Avans 9, Gauthier, 4, Pages 3, Ward 4, Outman 2, Owings 1, Padlo 1, Rushing 1, Vargas 1

Pickoffs: 21

Rooney 6, Hahn 3, Ramirez 3, Casparius 2, Lamet 2, Choi 1, Dreyer 1, Hernández 1, Knack 1, Vallimont 1

Balks: 10

Graterol 2, Crismatt 1, Dodson 1, Flynn 1, Gowdy 1, Lao 1, Romero 1, Rooney 1, Salazar 1

Caught Stealing Percentage:

Catcher	CS	SB	CS PCT
Rushing	3	6	33.3
Feduccia	26	102	20.3
Okey	18	62	22.5
Cartaya	7	55	11.3
TOTALS	54	225	24.0

MiLB PCL Players/Pitchers of the Week

Dates	Player/Pitcher
April 23-28	Ryan Ward
May 28-June 2	Trey Sweeney
Sept. 17-22	Drew Avans
Sept. 17-22	Jon Duplantier

Postseason MiLB Triple-A All-Stars

Player/Pitcher	Position
James Outman	OF

Farthest Home Runs					
Batter	Date (Pitcher - Team)	Pitch Type	Exit Velo. (MPH)	LA (Deg.)	Distance (Ft.)
1. Freeland	August 13 (Harris - LV)	Fastball	104.3	25	462
2. Rushing	September 21 (O'Reilly - SL)	Changeup	109.0	34	461
3. Cartaya	August 16 (Basso - LV)	Fastball	104.5	33	449
4. Hoese	August 14 (Hoglund - LV)	Curveball	103.2	25	445
5. Vargas	April 23 (Rogers - ABQ)	Fastball	1021	25	444

Hardest Hit Balls					
Batter	Date (Pitcher - Team)	Pitch Type	Result	Dist. (Ft.)	LA (Deg.) Exit Velo (MPH)
1. Padlo	April 7 (Hartlieb - ABQ)	Sinker	Single	208	9 115.0
2. Padlo	May 8 (Henley - SUG)	Sinker	Double	160	6 113.3
3. Padlo	April 5 (Blach - ABQ)	Sinker	Double	275	15 112.6
4. Padlo	April 13 (Sampson - RR)	Slider	Home Run	417	19 111.3
5. Okey	May 26 (Ceconci - RNO)	Four-seam FB	Lineout	203	9 110.8

Team Monthly Performance

Month	Record	Batting (AVG / HR / R)	Pitching (ERA / K / BB)
March	1-2	.243 / 5 / 15	3.95 / 29 / 13
April	15-10	.295 / 39 / 172	4.85 / 237 / 96
May	16-11	.260 / 28 / 148	3.55 / 246 / 105
June	9-17	.261 / 33 / 144	5.46 / 220 / 121
July	11-12	.252 / 21 / 111	4.73 / 210 / 96
August	17-10	.240 / 36 / 144	3.87 / 238 / 108
September	10-9	.278 / 24 / 106	4.74 / 194 / 105
TOTALS	79-71	.263 / 186 / 840	4.49 / 1,374 / 644

General High/Low

Longest Winning Streak.....	5 (6/16-6/22)
Longest Winning Streak, Home.....	4 (3c last 6/16-6/22)
Longest Winning Streak, Road.....	8 (6/11-6/26)
Most Consecutive Wins.....	6 (6/26-7/1)
Most Consecutive Losses, Home.....	4 (7/15-7/20)
Most Consecutive Losses, Road.....	6 (6/26-7/1)
Longest 5 Inning Game, Time.....	3:30 (4/19 vs ABOQ, 11 Inn.)
Longest Extra-Inning Game, Time.....	2:31 (6/16 vs RR, 5/2)
Shortest Doubleheader Game Time.....	1:56 (6/16 vs RR, 5/2)
Longest Game, Innings.....	11 (4c last 7/14 vs ELP)
Most Runners Laid Off.....	36 (7/14 vs ELP, 11 Inn./7/20 vs SUG, 9/10 vs ABOQ)
Opponent.....	17 (7/14 vs ELP, 11 Inn./7/20 vs SUG, 9/10 vs ABOQ)
Double Plays Turned.....	4 (3c last 7/14 vs ELP, 11 Inn.)
Most Errors.....	4 (2c last 7/27 vs TAC)
Opponent.....	4 (2c last 7/27 vs TAC)
Large Margin of Victory.....	19 (5/9 @ SAC; 22-3/2)
Largest Margin of Defeat.....	10 (9/17 @ SL, 11-1)
Biggest Comeback in Win.....	9 (4/23 @ ABOQ; Trained 12-3; Won 17-13)
Biggest Lead Lost.....	4 (6/1 @ ABOQ; Led 4-3, 4-1, Lost 10-9)
Most Games Over 500.....	3 (2c last 5/9-5/8)

Individual Batting

Most At-Bats, Game.....	7 (2c last Rushing; 9/18 @ SL)
Opponent.....	6 (4c last Rushing; TAC, 9/13)
Most Runs, Game.....	4 (7c last Acuña; Freeland, 4/23)
Opponent.....	3 (3c last Dezenzo; SUG, 9/8)
Most Hits, Game.....	5 (Avaris; 9/18 @ SL)
Opponent.....	2 (2c last Hernández; SUG, 9/8)
Most Doubles, Game.....	2 (2c last Feduccia; 9/10 vs TAC)
Opponent.....	2 (2c last Flint/Matthews; 9/17 @ SL)
Most Triples, Game.....	1 (3c last Wallace; 9/8 vs RR)
Opponent.....	1 (3c last Wallace; 9/8 vs RR)
Most Home Runs, Game.....	3 (Sweeney; 5/29 @ ABOQ)
Opponent.....	2 (2c last Cinn; 6/18 @ RR)
Most Extra-Base Hits, Game.....	3 (2c last Lopicus; 6/8 vs RR)
Opponent.....	3 (2c last Lopicus; 6/8 vs RR)
Most Total Bases, Game.....	13 (Sweeney; 5/29 @ ABOQ)
Opponent.....	9 (4c last Brown; 6/11 vs SL)
Most RBI, Game.....	6 (4c last Santos; 6/18 @ RR)
Opponent.....	2 (2c last Avaris; 8/22 @ ELP)
Most Stolen Bases, Game.....	3 (Mcody; 6/18 @ SL)
Opponent.....	4 (4c last Freeland; 9/10 vs TAC)
Most Walks, Game.....	5 (Sweeney; 5/1 vs SL)
Opponent.....	5 (Cabbage; SUG, 9/5)

Individual Pitching

Longest Outing.....	10 (Choi; 5/22 vs RNO)
Opponent.....	14 (6/30; 6/15)
Most Runs Allowed.....	9 (3c last Gamba; 7/23 vs TAC)
Opponent.....	10 (3c last Choi; 6/15 vs TAC)
Most Hits Allowed.....	10 (Salazar; 4/27 @ ABOQ)
Opponent.....	11 (O'Reilly; 6/15 vs TAC)
Most Home Runs Allowed.....	3 (4c last Lyles; 8/14 @ SL)
Opponent.....	5 (O'Reilly; 6/15 vs TAC)
Most Strikeouts.....	12 (Duplantier; 9/18 @ SL)
Opponent.....	10 (3c last Rocker; 6/18 @ RR)
Most Walks.....	6 (Rosario; 9/20 @ SL)
Opponent.....	6 (Damish; 6/4 @ ABOQ)
Most Games, Game Individual.....	2 (3c last Freeland; 9/3 vs RR)
Opponent.....	2 (3c last Taylor; TAC, 7/27)

Team Batting

Most Runs, Game.....	22 (5/9 @ SUG)
Opponent.....	14 (6/30; 6/15)
Fastest Runs, Game.....	0 (5c last 7/21 @ RR)
Opponent.....	0 (4c last SUG, 9/6)
Most Runs, Inning.....	9 (2c last 5/9 @ SUG, 6th)
Opponent.....	9 (2c last 6/1, 9/7 @ SL)
Most Hits, Game.....	23 (9/18 @ SL)
Opponent.....	21 (6/4 @ ABOQ, 4/23)
Most Hits, Inning.....	7 (4c last 8/27 @ RR; 7th)
Opponent.....	7 (2c last 6/21 @ SL; 9th)
Fastest Hits, Game.....	1 (5/17 @ SL)
Opponent.....	1 (5c last 6/26 @ RNO)
Most Doubles, Game.....	6 (4c last 5/31 @ ABOQ)
Opponent.....	5 (5c last 6/21 @ SL)
Most Triples, Game.....	2 (4c last 6/26 @ RNO)
Opponent.....	2 (4c last SUG, 9/7)
Most Home Runs, Game.....	5 (6/17 @ SL)
Opponent.....	5 (6/17 @ SL)
Most Extra-Base Hits, Game.....	10 (2c last 4/25 @ ABOQ)
Opponent.....	8 (6/17 @ SL)
Fastest Extra-Base Hits, Game.....	0 (3c last 9/10 vs TAC)
Opponent.....	0 (2c last 6/18 @ RR)
Most Walks, Game.....	10 (9/17 vs TAC; 10 Inn./7/20 vs TAC)
Opponent.....	0 (4c last 5/29 @ ABOQ)
Fastest Walks, Game.....	0 (5c last 8/17 @ RR)
Most Strikeouts, Game.....	18 (8/28 @ RR; 10 Inn./7/20 vs SAC)
Opponent.....	17 (2c last 6/21 @ SL; 9/21)
Fastest Strikeouts, Game.....	3 (2c last 8/23 vs SL; 9/1)
Opponent.....	3 (2c last 6/18 @ RR)
Most Stolen Bases, Game.....	7 (7/12 vs ELP)
Opponent.....	10 (6/18 @ SL)
Most Consec. Games, Home Run.....	11 (5/28-6/6; 23 HR)
Most Consec. Games, No Home Run.....	4 (9/6-9/10)
Current HR Streak.....	1 (9/22)

Team Pitching

Most Runs, Game.....	34 (1/15 @ SUG)
Opponent.....	22 (6/15 @ SUG, 5/9)
Fastest Runs, Game.....	0 (4c last SUG, 9/6)
Opponent.....	0 (5c last 6/18 @ RR, 7/21)
Most Runs, Inning.....	9 (2c last 9/17 @ SL, 6th)
Opponent.....	9 (2c last 5/16 @ ABOQ)
Most Hits, Game.....	21 (6/23 @ ABOQ)
Opponent.....	23 (6/23 @ ABOQ, 4/25)
Fastest Hits, Game.....	1 (5/24 vs SL)
Opponent.....	2 (6/24 @ SAC, 5/17)
Most Triples, Game.....	7 (4c last 9/7 @ SL, 6th)
Opponent.....	7 (4c last 6/18 @ RR, 8/27/7th)
Most Extra-Base Hits, Game.....	3 (7/17 @ SL)
Opponent.....	10 (2c last 6/4 @ ABOQ, 4/25)
Fastest Extra-Base Hits, Game.....	0 (2c last 6/30 @ RR)
Opponent.....	0 (4c last SUG, 9/6)
Most Walks, Game.....	10 (9/17 vs TAC; 10 Inn./7/20 vs TAC)
Opponent.....	14 (6/30; 6/15)
Fastest Walks, Game.....	0 (5c last 6/18 @ RR)
Opponent.....	0 (4c last 6/26 @ RNO)
Most Strikeouts, Game.....	17 (2c last 9/21 @ SL)
Opponent.....	18 (6/18 @ RR; 10 Inn./7/20 vs SAC)
Fastest Strikeouts, Game.....	3 (5/22 vs RNO)
Opponent.....	3 (3c last ELP, 6/22)
Most Consec. Games, Home Run.....	15 (6/18-7/23; 27 HR)
Most Consec. Games, No Home Run.....	8 (Current)
Current HR Streak.....	8 (9/14)

Runs By Inning

Team	1	2	3	4	5	6	7	8	9	Extra	Total
OKC	10	12	9	19	04	10	12	9	8	14	84
Opponent	94	70	78	84	85	100	83	66	61	11	735

Attendance

Season Total (Home).....	387,988
Average (By Opening).....	5,243 (7)
Highest Attendance, Home.....	9,327 (7/13 vs ELP)
Highest Attendance, Road.....	13,450 (6/22 @ SL)

OKC Ejections (7)

Date	Personnel	Umpire	Situation
5/24	D. Mathis (1)	J. Powell (HP)	Balls and strikes in 9th inning (no challenges in game)
5/25	K. Padio (1)	K. Velez (HP)	Called third strike to end 7th inning
5/25	M. Burries (1)	K. Velez (HP)	Following Padio
6/29	T. Barbary (1)	C. James (HP)	P. Smith check swing in 1st inning
7/6	T. Barbary (2)	D. Wilson (3B)	Stolen base at 3B by R. Noda in 9th inning
7/11	T. Barbary (3)	C. James (HP)	Butter interference called on A. Lopicus in 1st inning
9/6	D. Avans (1)	J. Parra (HP)	Called third strike in 1st inning

Walk-Off Wins (9)

Date/Opponent	Score/Inning	Player	Situation
5/4 vs. RNO	4-4, 11th	P. Fanjari	Runner at 3rd, 1 out; chopper to middle fielded by 2B, but throw home was not in time; Vargas scored GW run
5/4 vs. RNO	3-3, 9th	Gauthier	Bases loaded, 1 out; scored on a wild pitch on strike three to Aranz; first three batters of inning walked to load bases
6/18 vs. ABOQ	4-4, 11th	Avaris	Bases loaded, 2 out; scored on wild pitch and went around tag of W. Machev; OKC led game with 2 outs in 9th
7/14 vs. ELP	4-4, 11th	Trejo	Runners at 2nd/3rd, 1 out; sac fly to RF; OKC led game in 9th, 10th, and 11th innings
7/14 vs. ELP	6-5, 9th	Trejo	Runners at 1st/2nd, 1 out; grounder to SS, mishandled by S. Taylor and Davis scored GW run; trailed by 5 runs in game
7/28 vs. TAC	4-4, 9th	Okey	Runner at 2nd, 2 out; single to RF to score Davis; Davis hit two-run double with 2 outs and 2 strikes to tie game
8/22 vs. ELP	1-9th	Avaris	Runners at 1st/2nd, 1 out; line drive single to CF to score Trejo from 2B
9/30 vs. TAC	6-6, 10th	Avaris	Runners at 1st/2nd, 1 out; double to deep LF to score Freeland from 2B; entered inning trailing, 6-5; had led, 5-3, in 9th
9/11 vs. TAC	6-6, 10th	Hosee	Runners at 1st/3rd, 1 out; line drive single to LF to score Avaris; Tacoma tied game with two runs in 9th

Walk-Off Losses (7)

Date/Opponent	Score/Inning	Player	Situation
3/29 @ TAC	0-0, 11th	J. Lukas	Runner at 3rd, with 1 out; fielder's choice on sharp grounder to T. Sweeney to score S. Taylor; throw from knoes not in time
5/6 vs. SUG	2-2, 10th	C. Jukes	Sac fly to deep RF with bases loaded
5/10 vs. SUG	4-4, 9th	W. Wagner	Line drive to deep RF to score GW run from second base; SUG entered inning trailing, 4-3
5/14 @ SAC	1-9th	L. Muncie	HR to RF to win game, 3-3; first HR of season and second allowed in career of J. Dreyer
6/1 @ ABOQ	9-9, 9th	I. Carreras	Bases loaded, 1 out; weak grounder back to R. Vanscho, who threw high to OKC; OKC tied game with two runs in top of inning
7/20 @ RR	1-0, 10th	M. Whalley	Line drive over RF wall on first pitch from T. Dodson to win game, 2-1
8/28 @ RR	3-2, 10th	K. Stratheim	2B into RCF gap to score two runs and win, 4-3

Composite vs. PCL

Opponent	Overall	Home	Road
East Division	47-40	22-20	25-20
Albuquerque	16-9	15	9-1
El Paso	10-8	8-4	2-4
Round Rock	15-12	6-6	9-6
Sugar Land	6-12	1-5	5-7
West Division	32-31	17-16	15-15
Las Vegas	6-4	1	5
Reno	4-8	3-3	1-5
Sacramento	4-8	2-4	2-4
Salt Lake	8-4	4-2	4-2
Tacoma	8-7	5-5	1-2

Game No.	Overall	Home	Road
Game 1	13-14	6-7	7-7
Game 2	18-9	10-3	8-6
Game 3	9-18	3-8	6-10
Game 4	10-13	5-7	5-6
Game 5	11-12	6-6	5-6
Game 6	18-5	9-3	9-2

Multi-Hit Games

Player	2	3	4	5	6+	Total
Araniz	13	9	1	1	1	13
Avans	5	5	1	1	1	44
Cartaya	8	1	1	1	1	2
Davis	2	1	1	1	1	20
Edickson	14	5	1	1	1	20
Freeland	9	1	1	1	1	37
Gauthier	19	4	1	1	1	23
Hosee	33	3	1	1	1	37
Lopicus	32	9	2	1	1	43
Okey	5	1	1	1	1	19
Outman	12	1	1	1	1	18
Owings	17	1	1	1	1	20
Padio	8	1	1	1	1	10
Pagán	7	3	1	1	1	12
Bushong	7	3	1	1	1	10
Sweeney	20	1	1	1	1	24
Trejo	8	4	1	1	1	12
Vargas	8	3	1	1	1	12
Ward	24	7	1	1	1	32

Multi-RBI Games

Player	2	3	4	5	6+	Total
Avans	6	5	4	1	1	17
Cartaya	4	1	1	1	1	8
Davis	2	2	1	1	1	7
Feduccia	6	1	1	1	1	11
Freeland	2	2	1	1	1	7
Gauthier	3	3	1	1	1	9
Hosee	16	3	2	1	1	23
Lopicus	9	6	2	1	1	20
Okey	2	2	1	1	1	7
Outman	4	3	1	1	1	10
Owings	6	2	1	1	1	11
Padio	9	1	1	1	1	13
Pagés	4	1	1	1	1	8
Bushong	2	3	1	1	1	6
Sweeney	6	4	1	1	1	13
Trejo	4	1	1	1	1	8
Vargas	9	2	1	1	1	12
Ward	10	11	5	1	1	22

OKC Grand Slams (7)

Date	Inning	Player	Pitcher
4/2 vs. ABOQ	4th	Vargas	I. Crowell
5/12 @ SUG	6th	Vargas	R. Gusto
6/6 vs. RR, G2	1st	Sweeney	J. Gusto
6/18 vs. RR	3rd	Lopicus	P. Solomon
6/16 @ SAC	6th	Okey	L. VanWely
8/7 vs. RR	10th	Cartaya	O. White
8/18 @ LV	4th	Hosee	G. Haglund

Opponent Grand Slams (4)

Date	Inning	Player	Pitcher
6/15 @ SUG	7th	S. Whitcomb	M. Farnm
6/26 @ RNO	7th	D. De Los Santos	J. Dreyer
6/30 @ RNO	5th	D. De Los Santos	C. Romero
7/1 @ LV	3rd	S. Brown	I. Rooney

Record by Day of the Week

Day	Overall	Home	Road
Sunday	18-7	9-3	9-4
Monday	0-1	0-0	0-1
Tuesday	12-11	5-7	7-4
Wednesday	16-8	9-2	7-6
Thursday	10-15	5-8	5-6
Friday	11-15	5-8	6-7
Saturday	12-14	6-7	6-7



2024 DAY-BY-DAY RESULTS

	OPPONENT	W/L	SCORE	RECORD	PLACE	GB/GA	1ST	WP	LP	SV	TIME	ATTEN.
03/29/2024	@TAC	L	0-1 (11)	0-1	T-3rd	-1.0	ELP/SUG	Adcock (1-0)	ROONEY (0-1)		2:59	5,759
03/30/2024	@TAC	W	9-7	1-1	T-1st	--	ABQ/ELP/OKC/RR/SUG	GONSALVES (1-0)	Stoudt (0-1)	DODSON (1)	3:12	4,102
03/31/2024	@TAC	L	6-7	1-2	T-3rd	-1.0	ELP/RR	Krehbiel (1-0)	BUEHLER (0-1)	de Geus (1)	2:34	4,264
MARCH TOTALS			OVERALL RECORD: 1-2					HOME:	ROAD: 1-2	AVG.: .243	ERA: 3.95	
04/02/2024	ABQ	W	7-5	2-2	T-2nd	-1.0	RR	FISHER (1-0)	Ponticelli (0-1)	VANASCO (1)	2:43	4,239
04/03/2024	ABQ	W	8-7	3-2	T-1st	--	ELP/OKC/RR	VARLAND (1-0)	Koch (0-1)	GWODY (1)	2:27	2,933
04/04/2024	ABQ	L	4-5	3-3	T-2nd	-1.0	RR	Hartlieb (1-1)	GAMBOA (0-1)	Carasiti (2)	2:53	3,153
04/05/2024	ABQ	W	3-1	4-3	T-1st	--	ELP/OKC/RR/SUG	GONSALVES (2-0)	Curtiss (0-2)	GWODY (2)	2:01	6,292
04/06/2024	ABQ	W	4-3	5-3	T-1st	--	ELP/OKC/SUG	RAMIREZ (1-0)	Justice (0-1)	VANASCO (2)	2:50 (35)	6,135
04/07/2024	ABQ	W	11-3	6-3	1st	+1.0	OKC	POMERANZ (1-0)	Ponticelli (0-2)		2:49	3,814
04/09/2024	@RR	PPD - RAIN			6-3	1st	+0.5	OKC	Rescheduled as part of a doubleheader April 10			
04/10/2024	@RR	L	6-7 (7)	6-4	T-1st	--	ELP/OKC/RR/SUG	Tinoco (1-0)	FEYEREISEN (0-1)		2:12	N/A
GAME 2		L	1-6	6-5	T-3rd	--	RR/SUG	Pruitt (1-1)	KNACK (0-1)		1:58	3,201
04/11/2024	@RR	W	4-2	7-5	T-2nd	-1.0	SUG	SALAZAR (1-0)	White (0-2)	VANASCO (3)	2:41	5,514
04/12/2024	@RR	W	7-1	8-5	2nd	-1.0	SUG	LAMET (1-0)	Leiter (1-1)		2:40	7,509
04/13/2024	@RR	W	12-3	9-5	2nd	-1.0	SUG	HERNÁNDEZ (1-0)	Sampson (1-1)		2:36	6,034
04/14/2024	@RR	W	14-5	10-5	T-1st	--	OKC/SUG	ROONEY (1-1)	Duffy (0-1)		3:18	5,939
04/16/2024	SAC	L	2-3	16-6	2nd	-1.0	SUG	Seymour (1-0)	CHOI (0-1)	Sanchez (1)	2:28	3,773
04/17/2024	SAC	W	4-3	11-6	2nd	-1.0	SUG	CRISMATT (1-0)	Whisenunt (0-2)	GWODY (3)	2:20	8,488
04/18/2024	SAC	L	4-8	11-7	2nd	-2.0	SUG	Garza (1-0)	BUEHLER (0-2)		2:51	3,456
04/19/2024	SAC	L	5-7	11-8	2nd	-2.0	SUG	Rodriguez (1-0)	LAMET (1-1)		2:50	5,903
04/20/2024	SAC	L	1-3	11-9	2nd	-3.0	SUG	Howard (1-0)	HERNÁNDEZ (1-1)	Sanchez (2)	2:15	6,319
04/21/2024	SAC	W	5-4	12-9	2nd	-2.0	SUG	ROONEY (2-1)	Seymour (1-1)	GWODY (4)	2:51	4,628
04/23/2024	@ABQ	W	17-13	13-9	2nd	-2.0	SUG	FLYNN (1-0)	Carasiti (1-1)		3:03	3,708
04/24/2024	@ABQ	W	11-9	14-9	2nd	-1.0	SUG	FISHER (2-0)	Curtiss (0-3)	VANASCO (4)	3:32	7,777
04/25/2024	@ABQ	W	21-9	15-9	2nd	-1.0	SUG	FEYEREISEN (1-1)	Danish (0-1)		3:07	5,998
04/26/2024	@ABQ	L	5-4	16-9	2nd	-1.0	SUG	HERNÁNDEZ (2-1)	Kauffmann (1-4)	VANASCO (5)	2:33	7,667
04/27/2024	@ABQ	L	7-10	16-10	2nd	-2.0	SUG	Kitchen (1-0)	SALAZAR (1-1)		2:42	9,312
04/28/2024	@ABQ	L	7-9	16-11	2nd	-3.0	SUG	Koch (2-1)	GWODY (0-1)	Carasiti (4)	2:28	7,784
04/30/2024	SL	L	2-3	16-12	2nd	-3.0	SUG	Rosenberg (3-2)	ROONEY (2-2)	Marte (1)	2:17	4,339
APRIL TOTALS			OVERALL RECORD: 15-10				HOME: 7-6		ROAD: 8-4	AVG.: .295	ERA: 4.85	
05/01/2024	SL	W	9-3	17-12	2nd	-2.0	SUG	LAMET (2-1)	Miller (1-1)		2:33	9,129
05/02/2024	SL	W	5-2	18-12	2nd	-2.0	SUG	HERNÁNDEZ (3-1)	Pleasac (0-5)	PETERSEN (1)	2:34 (30)	3,703
05/03/2024	SL	L	0-4	18-13	2nd	-3.0	SUG	Daniel (1-3)	SALAZAR (1-2)	Marte (2)	2:11	5,231
05/04/2024	SL	W	5-4 (11)	19-13	2nd	-2.0	SUG	HAHN (1-0)	Shaw (0-2)		2:59	7,656
05/05/2024	SL	W	4-1	20-13	2nd	-2.0	SUG	KNACK (1-1)	Harding (0-1)	PETERSEN (2)	2:32	4,535
05/07/2024	@SUG	L	2-3 (10)	20-14	2nd	-3.0	SUG	VanWey (4-1)	VANASCO (0-1)		3:16	2,647
05/08/2024	@SUG	W	8-6	21-14	2nd	-2.0	SUG	HERNÁNDEZ (4-1)	Henley (1-2)		3:08	7163
05/09/2024	@SUG	W	22-3	22-14	2nd	-1.0	SUG	CASPARIUS (1-0)	Tamarez (3-2)		3:09	2,401
05/10/2024	@SUG	L	4-5	22-15	2nd	-2.0	SUG	Contreras (1-0)	GWODY (0-2)		2:44	5,519
05/11/2024	@SUG	L	1-3	22-16	2nd	-3.0	SUG	Gordon (1-0)	HAHN (1-1)	Suero (5)	2:30	5,027
05/12/2024	@SUG	W	7-4	23-16	2nd	-2.0	SUG	KNACK (2-1)	Urquidy (0-1)	PETERSEN (3)	2:58	3,548
05/14/2024	@SAC	L	1-3	23-17	2nd	-3.0	SUG	Garza (3-0)	DREYER (0-1)		2:21	6,094
05/15/2024	@SAC	L	1-4	23-18	2nd	-3.0	SUG	Steshak (0-1)	GAGE (0-1)	Bivens (6)	2:24 (14)	4,233
05/16/2024	@SAC	L	0-8	23-19	T-2nd	-4.0	SUG	Romero (3-0)	CHOI (0-2)		2:30	4,028
05/17/2024	@SAC	L	1-5	23-20	3rd	-5.0	SUG	Snell (1-0)	ROMERO (0-1)		2:23	9,033
05/18/2024	@SAC	W	5-3	24-20	3rd	-5.0	SUG	PETERSEN (1-0)	Howard (0-1)	FLYNN (1)	2:38	8,161
05/19/2024	@SAC	W	6-4	25-20	3rd	-4.0	SUG	DODSON (1-0)	Helvey (2-2)	ROONEY (1)	3:24	6,286
05/21/2024	RNO	W	12-3	26-20	2nd	-4.0	SUG	CASPARIUS (2-0)	Walston (3-1)		2:44	4,782
05/22/2024	RNO	W	5-1	27-20	2nd	-3.0	SUG	CHOI (1-2)	McGough (0-2)		2:19	3,359
05/23/2024	RNO	L	2-4	27-21	2nd	-4.0	SUG	Henry (2-1)	FEYEREISEN (1-2)	Montes de Oca (5)	2:39	3,994
05/24/2024	RNO	W	4-3	28-21	2nd	-4.0	SUG	PETERSEN (2-0)	Chalmers (0-3)		2:41	8,102
05/25/2024	RNO	L	7-13	28-22	2nd	-4.0	SUG	Pilkington (2-3)	DODSON 1-1)	Saalfrank (2)	3:08 (1:41)	6,194
05/26/2024	RNO	L	0-6	28-23	2nd	-5.0	SUG	Cecconi (3-2)	CASPARIUS (2-1)		2:27	5,593
05/28/2024	@ABQ	W	6-2	29-23	2nd	-4.0	SUG	CHOI (2-2)	Hillman (0-1)		2:33	3,835
05/29/2024	@ABQ	W	6-1	30-23	2nd	-4.0	SUG	VALLIMONT (1-0)	Gordon (0-1)		2:03	6,852
05/30/2024	@ABQ	W	11-1	31-23	2nd	-4.0	SUG	KNACK (3-1)	Danish (1-5)		2:47	7,892
05/31/2024	@ABQ	W	14-5	32-23	2nd	-3.0	SUG	LAMET (3-1)	Battenfield (2-2)		3:14	5,679
MAY TOTALS			OVERALL RECORD: 16-11				HOME: 7-4		ROAD: 9-7	AVG.: .260	ERA: 3.55	
06/01/2024	@ABQ	L	9-10	32-24	2nd	-3.0	SUG	Koch (4-1)	VANASCO (0-2)		3:07	5,553
06/02/2024	@ABQ	W	13-2	33-24	2nd	-2.0	SUG	VARLAND (2-0)	Kauffmann (1-6)		2:38	4,399
06/04/2024	RR*	L	3-4	33-25	2nd	-3.0	SUG	Sampson (7-2)	KNACK (3-2)	Wolfram (2)	2:36 (1:43)	4,237
06/05/2024	RR	PPD - FIELD CONDITIONS			2nd	-3.5	SUG	Rescheduled as part of a doubleheader June 6				
06/06/2024	RR	W	6-17 (7)	34-25	2nd	-3.0	SUG	RAMIREZ (2-0)	Leiter (1-3)		1:56 (49)	N/A
GAME 2		L	10-11 (7)	34-26	2nd	-4.0	SUG	Taylor (1-2)	FEYEREISEN (1-3)	Shreve (1)	2:31	3,671
06/07/2024	RR	W	5-3	35-26	2nd	-4.0	SUG	GWODY (1-2)	White (1-3)	FLYNN (2)	2:50	8,564
06/08/2024	RR	W	10-9	36-26	2nd	-4.0	SUG	GAGE (1-1)	Solomon (0-3)	PETERSEN (4)	3:00	7,088
06/09/2024	RR	L	1-3	36-27	2nd	-5.0	SUG	Shreve (2-0)	GAMBOA (0-2)	Winn (1)	2:51	4,544
06/11/2024	@SUG	W	11-2	37-27	2nd	-4.0	SUG	GWODY (2-2)	Lauer (1-1)		2:56	2,957
06/12/2024	@SUG	L	2-6	37-28	2nd	-5.0	SUG	VanWey (6-1)	GAGE (1-2)		2:36 (36)	3,102
06/13/2024	@SUG	L	2-5	37-29	2nd	-6.0	SUG	Henley (3-4)	MILLER (0-1)	Suero (12)	2:33	3,244
06/14/2024	@SUG	L	8-10	37-30	2nd	-7.0	SUG	Coleman (1-0)	VALLIMONT (1-1)	Suero (13)	2:53	5,498
06/15/2024	@SUG	L	5-14	37-31	2nd	-8.0	SUG	Mushinski (1-0)	VARLAND (2-1)		3:31	4,083
06/16/2024	@SUG	W	9-2	38-31	2nd	-7.0	SUG	GAMBOA (1-2)	Speas (3-2)		3:02	4,465
06/18/2024	ABQ	L	5-8	38-32	2nd	-8.0	SUG	Jones (1-1)	DODSON (1-2)	Koch (1)	2:44	5,439
06/19/2024	ABQ	W	5-4 (11)	39-32	2nd	-8.0	SUG	DREYER (1-1)	Criswell (0-1)		3:30	4,623
06/20/2024	ABQ	L	5-8	39-33	2nd	-8.0	SUG	Kauffmann (3-6)	VALLIMONT (1-2)	Curtiss (2)	2:49	4,863
06/21/2024	ABQ	L	3-4	39-34	2nd	-9.0	SUG	Gonsalves (3-2)	GAMBOA (1-3)	Koch (2)	2:51	7,075
06/22/2024	ABQ	L	1-3	39-35	2nd	-9.0	SUG	Gordon (2-2)	WROBLESKI (0-1)	Curtiss (3)	2:20	8,235
06/23/2024	ABQ	W	8-4	40-35	2nd	-9.0	SUG	ROMERO (1-1)	Battenfield (2-4)	FLYNN (3)	2:34	4,073

END OF FIRST HALF

*Game suspended June 4 and completed June 5

DATE	OPPONENT	W/L	SCORE	RECORD	PLACE	GB/GA	1ST	WP	LP	SV	TIME	ATTEN.	
06/25/2024	@RNO	W	6-3	1-0/41-35	T-1st	-	ABO/ELP/OKC/SUG	DODSON (2-2)	Diaz (0-3)	HURT (1)	2:40	7340	
06/26/2024	@RNO	L	8-9	1-1/41-36	T-3rd	-1.0	ABO/ELP	Hollowell (1-0)	VALLMONT (1-3)	Frias (2)	2:39	3617	
06/27/2024	@RNO	L	2-4	1-2/41-37	T-4th	-1.0	ABO/ELP/SUG	Rodriguez (1-1)	LITTLE (0-1)	Montes De Oca (7)	2:31	3634	
06/28/2024	@RNO	L	1-3	1-3/41-38	T-4th	-2.0	ABO/ELP	Allen (1-1)	GAMBOA (1-4)	Frias (3)	2:40	6,328	
06/29/2024	@RNO	L	4-5	1-4/41-39	5th	-2.5	ABQ	Montes De Oca (1-2)	FEYEREISEN (1-4)	FEYEREISEN (1-4)	2:26	2,26	
06/30/2024	@RNO	L	2-8	1-5/41-40	5th	-3.0	SUG	Henry (4-1)	ROMERO (1-2)		2:15	4,217	
JUNE TOTALS			OVERALL RECORD: 9-17			HOME: 5-7			ROAD: 4-10			AVG.: .261	ERA: 5.46
07/01/2024	@LV	L	6-12	1-6/41-41	5th	-3.0	RR/SUG	Otañez (6-1)	FLYNN (1-1)		3:01	4,438	
07/02/2024	@LV	W	11-6	2-6/42-41	5th	-3.0	RR	DREYER (2-1)	Santos (0-1)		3:17	6,181	
07/03/2024	@LV	W	3-1	3-6/43-41	5th	-2.0	RR/SUG	DODSON (3-2)	Boyle (0-3)	GAGE (1)	2:17	9,666	
07/04/2024	LV	W	7-2	4-6/44-41	5th	-2.0	SUG	GAMBOA (2-4)	Bielak (1-2)		2:32 (12)	8,850	
07/05/2024	LV	L	7-11	4-7/44-42	5th	-3.0	SUG	Otañez (7-1)	GAGE (1-3)		2:46	6,238	
07/06/2024	LV	L	2-4	4-8/44-43	5th	-3.0	SUG	GINN (1-3)	CHOI (2-3)	Reyes (1)	2:42	6,060	
07/09/2024	ELP	L	3-7	4-9/44-44	5th	-3.5	SUG	Mosser (5-3)	VALLMONT (1-4)		2:45	4,329	
07/10/2024	ELP	L	3-12	4-10/44-45	5th	-4.0	ELP/SUG	Fry (4-1)	KELLY (0-1)		2:56	3,537	
07/11/2024	ELP	W	5-0	5-10/45-45	5th	-4.0	SUG	KELLY (1-1)	Kopps (0-2)		2:20	4,277	
07/12/2024	ELP	W	6-4	6-10/46-45	5th	-3.0	ABQ/SUG	DREYER (3-1)	Westphal (1-2)	HAHN (1)	3:15	5,394	
07/13/2024	ELP	L	3-9	6-11/46-46	5th	-3.5	SUG	Cruz (1-0)	VARLAND (2-2)	Nance (2)	2:46	9,327	
07/14/2024	ELP	W	5-4 (11)	7-11/47-46	5th	-3.0	ABQ	HAHN (2-1)	Kopps (0-3)		3:18	3,874	
07/19/2024	@RR	W	10-6	8-11/48-46	5th	-2.5	SUG	RAMIREZ (3-0)	White (2-6)		3:15	9,022	
07/20/2024	@RR	L	1-2 (10)	8-12/48-47	5th	-3.5	SUG	DODSON (2-0)	DODSON (3-3)		2:44	6,522	
07/21/2024	@RR	L	0-4	8-13/48-48	5th	-4.5	SUG	A. Anderson (6-1)	CASPARIUS (2-2)		2:46	3,554	
07/23/2024	TAC	L	4-10	8-14/48-49	5th	-5.5	SUG	Marlot (6-5)	GAMBOA (2-5)		3:06	4,609	
07/24/2024	TAC	W	10-1	9-14/49-49	T-4th	-5.5	SUG	CHOI (3-3)	Castano (2-1)		2:43	3,306	
07/25/2024	TAC	L	3-5	9-15/49-50	T-4th	-5.5	SUG	Lawrence (6-7)	VALLMONT (1-5)	Krehbiel (6)	2:42	4,228	
07/26/2024	TAC	L	1-4	9-16/49-51	T-4th	-6.5	SUG	Diaz (0-2)	BUHLER (0-3)	Bolton (2)	2:22	5,396	
07/27/2024	TAC	W	7-6	10-16/50-51	4th	-5.5	SUG	FLYNN (2-1)	Krehbiel (4-2)		3:06	6,479	
07/28/2024	TAC	W	5-4	11-16/51-51	4th	-4.5	SUG	HAHN (3-1)	Bolton (0-2)		2:45	4,330	
07/30/2024	@ELP	L	2-10	11-17/51-52	4th	-5.5	SUG	Mosser (6-4)	KNACK (3-3)		2:33 (13)	4,767	
07/31/2024	@ELP	W	7-6 (10)	12-17/52-52	4th	-5.5	SUG	DREYER (4-1)	Cosgrove (1-3)		3:06	4,536	
JULY TOTALS			OVERALL RECORD: 11-12			HOME: 7-8			ROAD: 4-4			AVG.: .252	ERA: 4.73
08/01/2024	@ELP	L	2-6	12-18/52-53	4th	-5.5	SUG	Crismatt (2-2)	BUHLER (0-4)		2:51	5,781	
08/02/2024	@ELP	L	2-7	12-19/52-54	T-4th	-6.5	SUG	Kollar (1-0)	GAMBOA (2-6)		2:22	7,571	
08/03/2024	@ELP	L	3-8	12-20/52-55	5th	-7.5	SUG	Edwards Jr. (1-2)	CASPARIUS (2-3)		2:41	8,522	
08/04/2024	@ELP	W	8-6	13-20/53-55	T-4th	-7.5	SUG	LITTLE (1-1)	Mosser (0-5)	PETERSEN (5)	2:56	4,869	
08/06/2024	RR	W	5-3	14-20/54-55	4th	-7.5	SUG	KNACK (4-3)	Brennan (0-3)	DREYER (1)	2:48	3,996	
08/07/2024	RR	W	8-1	15-20/55-55	T-3rd	-7.5	SUG	BRASIER (1-0)	Solomon (1-4)		2:36	3,089	
08/08/2024	RR	L	2-7	15-21/55-56	4th	-7.5	SUG	Pennington (1-0)	RAMIREZ (3-1)		2:33	3,423	
08/09/2024	RR	L	6-7	15-22/55-57	4th	-8.5	SUG	A. Anderson (7-1)	FEYEREISEN (1-5)	Festa (2)	3:20	7,495	
08/10/2024	RR	L	2-3	15-23/55-58	T-4th	-8.5	SUG	Garcia (1-1)	WROBLESKI (0-2)	White (1)	2:30	7,087	
08/11/2024	RR	W	3-0	16-23/56-58	4th	-8.5	SUG	CASPARIUS (3-3)	Brennan (0-4)	DREYER (2)	2:24	4,533	
08/13/2024	@LV	W	10-8	17-23/57-58	4th	-8.5	SUG	HAHN (4-1)	Harris (3-3)	PETERSEN (6)	2:58	5,239	
08/14/2024	@LV	W	13-7	18-23/58-58	4th	-7.5	SUG	BRASIER (2-0)	Hoglund (0-2)		3:00	4,792	
08/15/2024	@LV	L	2-9	18-24/58-59	4th	-7.5	SUG	Ginn (4-3)	HERNANDEZ (0-1)		2:43	5,850	
08/16/2024	@LV	W	10-4	19-24/59-59	4th	-6.5	SUG	DUPLANTIER (1-0)	Basso (4-3)	3:02	6,992		
08/17/2024	@LV	W	8-5	20-24/60-59	T-3rd	-5.5	SUG	ANDERSON (1-0)	Jackson (0-4)		3:06	8,888	
08/18/2024	@LV	W	6-3	21-24/61-59	3rd	-4.5	SUG	ROONEY (3-2)	Harris (3-4)	PETERSEN (7)	2:38	5,014	
08/20/2024	ELP	W	10-3	22-24/62-59	3rd	-3.5	SUG	CHOI (4-3)	Kollar (2-2)		2:54	3,667	
08/21/2024	ELP	W	5-2	23-24/63-59	3rd	-3.5	SUG	ANDERSON (2-0)	Vásquez (0-5)	PETERSEN (8)	2:24	3,128	
08/22/2024	ELP	W	2-1	24-24/64-59	2nd	-2.5	SUG	DREYER (5-1)	Davis (3-4)		2:23	3,417	
08/23/2024	ELP	L	4-6	24-25/64-60	3rd	-2.5	SUG	Routzahn (1-1)	DUPLANTIER (1-1)	Davis (9)	2:35	5,645	
08/24/2024	ELP	W	1-0	25-25/65-60	3rd	-2.5	SUG	CASPARIUS (4-3)	Jacob (3-1)		2:20	6,944	
08/25/2024	ELP	W	5-3	26-25/66-60	2nd	-2.5	SUG	HENRIQUEZ (1-0)	Pena (0-2)	PETERSEN (9)	2:28	3,870	
08/27/2024	@RR	W	13-1	27-25/67-60	2nd	-2.5	SUG	GROVE (1-0)	Sampson (8-9)		2:31	4,012	
08/28/2024	@RR	L	3-4 (10)	27-26/67-61	2nd	-3.5	SUG	Wolfram (3-1)	DREYER (5-2)		2:57	4,311	
08/29/2024	@RR	L	1-3	27-27/67-62	3rd	-4.5	SUG	Ahlstrom (1-0)	CHOI (4-4)	A. Anderson (4)	2:44	3,007	
08/30/2024	@RR	W	4-3	28-27/68-62	2nd	-4.5	SUG	DUPLANTIER (2-1)	Birlingmair (0-2)	PETERSEN (10)	2:57	5,136	
08/31/2024	@RR	W	6-5 (10)	29-27/69-62	2nd	-3.5	SUG	FEYEREISEN (2-5)	Barracough (1-4)	DREYER (3)	3:03	4,640	
AUGUST TOTALS			OVERALL RECORD: 17-10			HOME: 8-4			ROAD: 9-6			AVG.: .240	ERA: 3.87
09/01/2024	@RR	W	9-1	30-27/70-62	2nd	-3.5	SUG	LAO (1-0)	Oviedo (0-1)		2:46	3,520	
09/03/2024	SUG	L	2-4	30-28/70-63	2nd	-4.5	SUG	Gusto (7-5)	YAMAMOTO (0-1)	Suero (32)	2:31	4,119	
09/04/2024	SUG	L	3-8	30-29/70-64	2nd	-5.5	SUG	Gordon (8-1)	CHOI (4-5)	Contreras (2)	2:38	3,189	
09/05/2024	SUG	L	1-3	30-30/70-65	2nd	-6.5	SUG	Tamarez (5-6)	DUPLANTIER (2-2)	Suero (33)	2:40	3,576	
09/06/2024	SUG	W	1-0	31-30/71-65	2nd	-5.5	SUG	GAMBOA (3-4)	Brown (0-2)	LITTLE (1)	2:21	7,446	
09/07/2024	SUG	L	1-4	31-31/71-66	2nd	-6.5	SUG	Blubaugh (12-3)	LYLES (0-1)	Suero (34)	2:29	5,828	
09/08/2024	SUG	L	2-7	31-32/71-67	2nd	-7.5	SUG	Gusto (8-2)	FEYEREISEN (2-6)		2:42	4,287	
09/10/2024	TAC	W	7-6 (10)	32-32/72-67	2nd	-7.5	SUG	LAO (2-0)	Fleming (1-2)		3:08	4,635	
09/11/2024	TAC	W	7-6 (10)	33-32/73-67	2nd	-7.5	SUG	ROONEY (4-2)	Krehbiel (5-3)		3:01	5,123	
09/12/2024	TAC	L	3-8	33-33/73-68	2nd	-7.5	SUG	Kitchen (4-4)	LAO (2-1)		2:56	4,234	
09/13/2024	TAC	L	5-10	33-34/73-69	2nd	-7.5	SUG	Marlot (9-7)	HARRIS (0-1)		3:01	7,143	
09/14/2024	TAC	W	9-3	34-34/74-69	2nd	-6.5	SUG	ANDERSON (2-2)	Castano (5-4)		2:45	9,049	
09/15/2024	TAC	W	6-4	35-34/75-69	2nd	-6.5	SUG	KELLY (2-1)	Lawrence (10-1)	BROGDON (1)	2:35	4,868	
09/17/2024	@SL	L	1-11	35-35/75-70	2nd	-6.5	SUG	Daniel (9-7)	CHOI (4-6)		2:44	6,536	
09/18/2024	@SL	W	20-6	36-35/76-70	2nd	-6.5	SUG	DUPLANTIER (3-2)	Harding (0-2)		3:04	7,158	
09/19/2024	@SL	W	9-3	37-35/77-70	2nd	-6.5	SUG	HERNANDEZ (1-1)	Kerry (3-3)		2:34	5,950	
09/20/2024	@SL	L	4-6	37-36/77-71	2nd	-6.5	SUG	MacGregor (1-7)	ROSARIO (0-1)	Crouse (2)	2:40	10,427	
09/21/2024	@SL	W	13-2	38-36/78-71	2nd	-5.5	SUG	WROBLESKI (1-2)	O'Reilly (0-1)		2:50	12,536	
09/22/2024	@SL	W	3-1	39-36/79-71	2nd	-5.5	SUG	GROVE (0-2)	Kimber (0-1)	DREYER (4)	2:13	13,450	
SEPTEMBER TOTALS			OVERALL RECORD: 10-9			HOME: 5-7			ROAD: 5-2			AVG.: .278	ERA: 4.74



2024 TRANSACTIONS

No.	Date	Add/Delete	Player	To/From	No.	Date	Add/Delete	Player	To/From
1	3/29	Delete	Matt Gage	IL	86	5/19	Add	J.P. Feyereisen	LAD
2	3/29	Delete	River Ryan	IL	87	5/19	Add	Ricky Vanasco	LAD
3	3/29	Add	Drew Pomeranz	Free Agent	88	5/20	Delete	Eduardo Salazar	DFA
4	3/31	Add	Walker Buehler	ML Rehab	89	5/20	Add	Landon Knack	LAD
5	3/31	Delete	Nabil Crismatt	LAD	90	5/21	Delete	Braydon Fisher	Temp. Inactive List (Retro to 5/19)
6	3/31	Add	Kyle Hurt	LAD	91	5/21	Delete	Stephen Gonsalves	ACL Dodgers
7	4/1	Delete	Dinelson Lamet	LAD	92	5/21	Add	Ben Casparius	TIA
8	4/2	Add	Braydon Fisher	TUL	93	5/22	Add	Hyun-il Choi	TUL
9	4/2	Add	Michael Flynn	TUL	94	5/23	Delete	Drew Pomeranz	Released
10	4/2	Add/Delete	Matt Gage	Released/IL	95	5/23	Add	Braydon Fisher	Temp. Inactive List
11	4/3	Delete	Braydon Fisher	TUL	96	5/27	Delete	Kevin Padlo	Released
12	4/3	Add	Nick Ramirez	Trade (NYY)	97	5/28	Delete	Nick Ramirez	LAD (27th Man for DH)
13	4/4	Delete	Michael Flynn	TUL	98	5/28	Add	Ryan Ward	IL
14	4/4	Add	Nabil Crismatt	Outrighted to OKC	99	5/29	Delete	Hyun-il Choi	TUL
15	4/5	Delete	Chris Okey	Temp. Inactive List	100	5/29	Add	Nick Ramirez	LAD (27th Man for DH)
16	4/5	Add	Frank Rodriguez	ACL Dodgers	101	5/29	Add	Chris Vallimont	Free Agent
17	4/6	Delete	Gus Varland	LAD	101	5/29	Add	Chris Vallimont	Free Agent
18	4/7	Add	Elieser Hernández	XST	102	6/2	Delete	Braydon Fisher	TUL
19	4/9	Delete	Tanner Dodson	Development List (Retro to 4/8)	103	6/2	Add	Alec Gamboa	Development List
20	4/9	Delete	Frank Rodriguez	ACL Dodgers	104	6/5	Delete	Dinelson Lamet	Elected Free Agency
21	4/9	Delete	Elieser Hernández	Temp. Inactive List	105	6/7	Add	Kyle Hurt	ML Rehab
22	4/9	Add	Dinelson Lamet	Outrighted to OKC	106	6/7	Add	Bobby Miller	RC (MLR)
23	4/9	Add	Chris Okey	Temp. Inactive List	107	6/11	Add	Jack Little	TUL
24	4/9	Add	Gus Varland	LAD	108	6/12	Delete	Ricky Vanasco	IL (Retro to 6/11)
25	4/12	Delete	Walker Buehler	RC (ML Rehab)	109	6/12	Add	Miguel Vargas	LAD
26	4/13	Delete	J.P. Feyereisen	LAD	110	6/15	Delete	Nick Ramirez	Temp. Inactive List
27	4/13	Delete	Nick Ramirez	LAD	111	6/15	Add	River Ryan	IL
28	4/13	Add	Elieser Hernández	Temp. Inactive List	112	6/16	Delete	J.P. Feyereisen	LAD
29	4/14	Add	Tanner Dodson	Development List	113	6/16	Delete	Michael Petersen	LAD
30	4/15	Delete	Ricky Vanasco	LAD	114	6/17	Delete	Miguel Vargas	LAD
31	4/15	Add	J.P. Feyereisen	LAD	115	6/18	Add	Nick Ramirez	Temp. Inactive List
32	4/16	Delete	Kyle Hurt	LAD	116	6/19	Delete	Bobby Miller	LAD (Completed ML Rehab)
33	4/16	Delete	Andy Pages	LAD	117	6/20	Delete	Ben Casparius	IL (Retro to 6/19)
34	4/16	Delete	Eduardo Salazar	LAD	118	6/20	Add	Saurn Lao	TUL
35	4/16	Add	Hyun-il Choi	TUL	119	6/21	Delete	Landon Knack	LAD
36	4/16	Add	Nick Ramirez	LAD	120	6/21	Add	Kyle Hurt	Completed MLR & Options
37	4/16	Add	Ricky Vanasco	LAD	121	6/22	Add	Justin Wroblewski	TUL
38	4/17	Delete	Landon Knack	LAD	122	6/23	Add	Christian Romero	GL
39	4/17	Add	Eduardo Salazar	LAD	123	6/25	Delete	Jesse Hahn	Development List
40	4/18	Delete	Hyun-il Choi	TUL	124	6/25	Delete	Christian Romero	GL
41	4/18	Add	Michael Flynn	TUL	125	6/25	Add	Diego Cartaya	TUL
42	4/18	Add	Walker Buehler	RC (ML Rehab)	126	6/25	Add	J.P. Feyereisen	LAD
43	4/19	Delete	Drew Pomeranz	Released	127	6/30	Delete	Alec Gamboa	Temp. Inactive List (Retro to 6/29)
44	4/20	Delete	Nick Ramirez	LAD	128	6/30	Add	Christian Romero	GL
45	4/20	Add	Drew Pomeranz	Free Agent	129	7/1	Delete	Justin Wroblewski	Development List
46	4/21	Delete	Alec Gamboa	IL (Retro to 4/19)	130	7/1	Add	Ricky Vanasco	IL
47	4/23	Delete	Drew Pomeranz	IL (Retro to 4/21)	131	7/2	Delete	Jonathan Araúz	Released
48	4/23	Add	Braydon Fisher	TUL	132	7/2	dd	Alan Trejo	Free Agent
49	4/23	Add	Blake Treinen	ML Rehab	133	7/4	elete	Nick Ramirez	LAD
50	4/27	Delete	Nabil Crismatt	LAD	134	7/4	Add	Alec Gamboa	Temp. Inactive List
51	4/27	Add	Nick Ramirez	LAD	135	7/5	Delete	James Outman	LAD
52	4/27	Add	Hyun-il Choi	TUL	136	7/5	Delete	Gus Varland	LAD
53	4/29	Delete	Gus Varland	LAD	137	7/6	Delete	Kyle Hurt	IL (Retro to 7/5)
54	5/1	Delete	J.P. Feyereisen	LAD	138	7/6	Delete	Christian Romero	TUL
55	5/1	Add	Landon Knack	LAD	139	7/6	Add	Hyun-il Choi	TUL
56	5/3	Add	Matt Gage	XST	140	7/6	Add	Michael Petersen	LAD
57	5/5	Add	Connor Brogdon	ML Rehab	141	7/6	Add	Nick Ramirez	LAD
58	5/5	Delete	Blake Treinen	Completed ML Rehab	142	7/7	Delete	Matt Gage	Trade (NYM)
59	5/6	Delete	Walker Buehler	Completed ML Rehab	143	7/7	Add/Delete	Justin Wroblewski	LAD/Development List
60	5/7	Delete	Hyun-il Choi	TUL	144	7/9	Delete	Michael Petersen	LAD
61	5/7	Delete	Ryan Ward	IL	145	7/9	Add	Jesse Hahn	Development List
62	5/7	Add	Ben Casparius	TUL	146	7/9 A	dd	Gus Varland	LAD
63	5/7	Add	Jack Dreyer	TUL	147	7/10	Delete	Ricky Vanasco	LAD
64	5/7	Add	Austin Gauthier	TUL	148	7/10	Add	Joe Kelly	RC (ML Rehab)
65	5/14	Delete	Connor Brogdon	Stopped ML Rehab	149	7/13	Add	Bobby Miller	LAD
66	5/14	Add	Jason Heyward	ML Rehab	150	7/13	Add	Clayton Kershaw	ML Rehab
67	5/15	Delete	Elieser Hernández	LAD	151	7/14	Delete	River Ryan	ACL Dodgers
68	5/15	Delete	Eduardo Salazar	LAD	152	7/14	Add	Ben Casparius	IL
69	5/15	Add	Drew Pomeranz	IL	153	7/19	Delete	Joe Kelly	LAD (Completed MLR)
70	5/15	Add	Gus Varland	LAD	154	7/19	Delete	Chris Vallimont	Development List (Retro to 7/17)
71	5/16	Delete	Ben Casparius	Temp. Inactive List	155	7/19	Add	Michael Petersen	LAD
72	5/16	Delete	Nick Ramirez	LAD	156	7/19	Add	Ricky Vanasco	LAD
73	5/16	Add	Hyun-il Choi	TUL	157	7/21	Add	Brusdar Graterol	ACL Dodgers (ML Rehab)
74	5/16	Add	Eduardo Salazar	LAD	158	7/21	Add	Michael Grove	ML Rehab
75	5/17	Delete	Ricky Vanasco	LAD	159	7/23	Delete	Saurn Lao	Development List
76	5/17	Delete	Miguel Vargas	LAD	160	7/23	Delete	Chris Okey	Development List
77	5/17	Delete	Hyun-il Choi	TUL	161	7/23	Add	Jose Hernandez	ACL Dodgers
78	5/17	Delete	Jason Heyward	Completed ML Rehab	162	7/23	Add	James Outman	LAD
79	5/17	Add	James Outman	LAD	163	7/24	Delete	Ricky Vanasco	DFA
80	5/17	Add	Nick Ramirez	LAD	164	7/25	Delete	Clayton Kershaw	LAD (Completed MLR)
81	5/17	Add	Christian Romero	GL	165	7/25	Delete	James Outman	LAD
82	5/18	Delete	Christian Romero	GL	166	7/25	Add	Chris Okey	Development List
83	5/18	Add	Alec Gamboa	IL	167	7/25	Add	Chris Vallimont	Development List
84	5/19	Delete	Landon Knack	LAD	168	7/26	Add	Ryan Brasier	ML Rehab
85	5/19	Delete	Alec Gamboa	Development List	169	7/26	Add	Walker Buehler	ML Rehab

No.	Date	Add/Delete	Player	To/From	No.	Date	Add/Delete	Player	To/From
170	7/26	Delete	Chris Vallimont	Released	255	9/10	Delete	Yoshinobu Yamamoto	LAD (Completed MLR)
171	7/26	Add	Landon Knack	LAD	256	9/10	Add	Ryan Sublette	TUL
172	7/27	Delete	Hunter Feduccia	LAD	257	9/10	Add	Justin Wroblewski	LAD
173	7/27	Add	Brendan Davis	TUL	258	9/10	Add	Tony Gonsolin	ML Rehab
174	7/29	Delete	Michael Flynn	Trade (TB)	259	9/11	Delete	Alec Gamboa	Development List (Retro to 9/10)
175	7/29	Delete	Chris Owings	Released	260	9/12	Add	Zach Logue	Free Agent
176	7/30	Delete	Trey Sweeney	Trade (DET)	261	9/12	Add	Joe Kelly	ML Rehab
177	7/30	Delete	Nick Ramirez	DFA	262	9/13	Add	Ben Harris	TUL
178	7/30	Delete	Gus Varland	DFA	263	9/14	Delete	Drew Avans	Temp. Inactive List
179	7/30	Add	Sauryn Lao	Development List	264	9/14	Delete	Justin Wroblewski	ML Taxi Squad
180	7/31	Add	Angel Diaz	ACL Dodgers	265	9/14	Add	Carlos Duran	TUL
181	7/31	Add	Eduardo Guerrero	ACL Dodgers	266	9/14	Add	Nick Ramirez	Outrighted to OKC
182	7/31	Delete	Kevin Gowdy	IL	267	9/16	Delete	Hunter Feduccia	LAD
183	8/2	Add	Hunter Feduccia	LAD	268	9/17	Delete	Carlos Duran	Development List
184	8/2	Add	Justin Wroblewski	LAD	269	9/17	Add	Drew Avans	Temp. Inactive List
185	8/2	Delete	Angel Diaz	ACL Dodgers	270	9/17	Add	Justin Wroblewski	ML Taxi Squad
186	8/5	Delete	Brusdar Graterol	LAD (Completed ML Rehab)	271	9/18	Delete	Zach Logue	LAD
187	8/6	Delete	Hyun-il Choi	TUL	272	9/18	Delete	Joe Kelly	LAD (Completed ML Rehab)
188	8/6	Delete	Brendan Davis	TUL	273	9/19	Delete	Ben Casparius	ML Taxi Squad
189	8/6	Delete	Eduardo Guerrero	RC	274	9/19	Add	Chris Okey	Development List
190	8/6	Add	Alex Freeland	TUL	275	9/20	Delete	Jon Duplantier	Development List
191	8/6	Add	Edgardo Henriquez	TUL	276	9/20	Delete	Hyun-il Choi	Development List
192	8/6	Add	Jordan Lyles	ACL Dodgers	277	9/20	Add	Michael Grove	LAD
193	8/6	Add	Nick Ramirez	Outrighted to OKC	278	9/20	Add	Bobby Miller	LAD
194	8/6	Add	Dalton Rushing	TUL	279	9/20	Add	Jerming Rosario	TUL
195	8/7	Delete	Michael Grove	LAD (Completed ML Rehab)					
196	8/9	Delete	Chris Okey	Development List					
197	8/9	Add	James Outman	LAD					
198	8/9	Add	Max Muncy	ML Rehab					
199	8/10	Delete	Landon Knack	ML Taxi Squad					
200	8/10	Add	Nick Anderson	ACL Dodgers					
201	8/10	Add	Tommy Edman	ML Rehab					
202	8/14	Delete	Walker Buehler	LAD (Completed MLR)					
203	8/15	Delete	Justin Wroblewski	ML Taxi Squad					
204	8/15	Add	Jon Duplantier	TUL					
205	8/16	Add	Chris Taylor	ML Rehab					
206	8/17	Delete	Ryan Brasier	LAD (Completed MLR)					
207	8/17	Delete	Jordan Lyles	Temp. Inactive List					
208	8/17	Delete	Bobby Miller	LAD					
209	8/17	Add	Jholbran Herder	ACL Dodgers					
210	8/17	Add	Landon Knack	LAD					
211	8/18	Delete	Ben Casparius	LAD					
212	8/18	Add	Chris Okey	Development List					
213	8/19	Delete	Hunter Feduccia	LAD					
214	8/19	Delete	Tommy Edman	LAD (Completed MLR)					
215	8/19	Delete	Max Muncy	LAD (Completed MLR)					
216	8/20	Delete	Alec Gamboa	Temp. Inactive List					
217	8/20	Delete	Jholbran Herder	ACL Dodgers					
218	8/20	Delete	Chris Taylor	RC (ML Rehab)					
219	8/20	Add	Hyun-il Choi	TUL					
220	8/20	Add	Michael Grove	LAD					
221	8/20	Add	Justin Wroblewski	LAD					
222	8/20	Add	Connor Brogdon	RC (ML Rehab)					
223	8/21	Delete	James Outman	Temp. Inactive List					
224	8/21	Add	Andy Pages	LAD					
225	8/22	Delete	Hyun-il Choi	Development List (Retro to 8/21)					
226	8/22	Add	Brent Honeywell	Outrighted to OKC					
227	8/24	Delete	Chris Okey	Development List					
228	8/24	Delete	Nick Ramirez	Temp. Inactive List					
229	8/24	Add	Ben Casparius	LAD					
230	8/24	Add	Alec Gamboa	Temp. Inactive List					
231	8/27	Delete	Nick Anderson	Released					
232	8/27	Add	Nick Ramirez	Temp. Inactive List					
233	8/28	Add	Yoshinobu Yamamoto	ML Rehab					
234	8/29	Delete	Jesse Hahn	Released					
235	8/29	Add	Hyun-il Choi	Development List					
236	8/30	Delete	Hyun-il Choi	Development List					
237	8/30	Add	Hunter Feduccia	LAD					
238	8/31	Delete	Ben Casparius	LAD					
239	8/31	Delete	Brent Honeywell	LAD					
240	8/31	Delete	Andy Pages	ML Taxi Squad					
241	8/31	Delete	Justin Wroblewski	ML Taxi Squad					
242	8/31	Add	Hyun-il Choi	Development List					
243	8/31	Add	Kevin Gowdy	IL					
244	8/31	Add	Jordan Lyles	Development List					
245	8/31	Add	James Outman	Temp. Inactive List					
246	9/1	Delete	Michael Grove	LAD					
247	9/2	Delete	Michael Petersen	LAD					
248	9/3	Add	Ben Casparius	LAD					
249	9/3	Add	Brusdar Graterol	ML Rehab					
250	9/5	Add	Justin Wroblewski	LAD					
251	9/6	Delete	Landon Knack	LAD					
252	9/6	Delete	Justin Wroblewski	LAD					
253	9/8	Delete	Nick Ramirez	LAD					
254	9/10	Delete	Brusdar Graterol	LAD (Completed MLR)					



OKLAHOMA CITY BASEBALL HISTORY & RECORDS



CLUB GAME RECORDS**LARGEST MARGIN OF VICTORY/DOUBLE-DIGIT WINS:**

Margin	Score	Date @/vs. Opponent
20	24-4	June 22, 2004 @ Albuquerque
19	22-3	May 9, 2024 @ Sugar Land
19	24-5	June 11, 2023 @ El Paso
19	19-0	May 12, 2022 @ Round Rock
19	24-5	Aug. 3, 2013 vs. Colorado Springs
18	19-1	April 11, 2018 vs. Round Rock
17	20-3	Aug. 14, 2022 vs. Round Rock
17	21-4	Aug. 18, 2005 vs. Memphis
16	19-3	April 17, 2008 vs. Round Rock
15	16-1	Sept. 20, 2022 @ El Paso
15	20-5	Sept. 11, 2022 vs. Tacoma
15	16-1	July 23, 2019 @ Nashville
15	18-3	July 18, 2001 @ Las Vegas
14	20-6	Sept. 18, 2024 @ Salt Lake
14	14-0	Aug. 27, 2023 vs. Albuquerque
14	15-1	Aug. 20, 2010 vs. Reno
14	17-3	April 16, 2009 @ Nashville
14	20-6	Sept. 1, 2007 @ Albuquerque
14	16-2	June 3, 2007 vs. Colorado Springs
14	19-5	May 11, 2007 @ Las Vegas
14	16-2	Aug. 19, 2003 @ Nashville
14	14-0	April 25, 1998 vs. Nashville
13	16-3	Sept. 25, 2022 @ El Paso
13	13-0	Aug. 5, 2022 @ Salt Lake
13	18-5	July 18, 2019 @ Iowa
13	15-2	May 21, 2013 @ Fresno
13	15-2	July 11, 2010 @ Round Rock
13	18-5	July 6, 2005 @ Albuquerque
13	15-2	April 19, 2004 vs. Omaha
13	13-0	Aug. 7, 2001 @ Edmonton
13	17-4	June 3, 1999 vs. Fresno
12	21-9	April 25, 2024 @ Albuquerque
12	13-1	Aug. 27, 2024 @ Round Rock
12	12-0	May 25, 2021 @ Albuquerque
12	16-4 (7)	Sept. 3, 2018 (G2) @ Colorado Springs
12	16-4	June 7, 2014 vs. Iowa
12	12-0	May 20, 2014 vs. New Orleans
12	13-1	July 30, 2004 @ Fresno
12	12-0	April 12, 2004 @ Iowa
12	15-3	July 29, 2002 vs. New Orleans
12	14-2 (6)	May 18, 2002 @ Calgary
12	15-3	July 27, 1999 @ Calgary
12	12-0	July 22, 1999 vs. Tucson
12	16-4	Aug. 12, 1998 @ Calgary
11	13-2	Sept. 21, 2024 @ Salt Lake
11	13-2	June 2, 2024 @ Albuquerque
11	15-4	July 12, 2022 @ Tacoma
11	20-9	May 30, 2021 @ El Paso
11	12-1	April 9, 2017 vs. Iowa
11	13-2	Aug. 14, 2016 vs. El Paso
11	12-1	April 12, 2014 vs. New Orleans
11	11-0	April 15, 2013 vs. Memphis
11	11-0	Aug. 29, 2012 vs. Albuquerque
11	17-6	July 18, 2010 vs. Iowa
11	14-3	April 29, 2010 vs. New Orleans
11	12-1	June 28, 2009 @ Nashville
11	15-4	July 26, 2007 vs. Portland
11	12-1	Aug. 22, 2005 @ Nashville
11	11-0	July 23, 2005 vs. Iowa
11	12-1	May 14, 2005 @ Fresno
11	12-1	May 18, 2004 @ Las Vegas
11	13-2	May 6, 2004 vs. New Orleans
11	13-2	Aug. 31, 2001 vs. Memphis
11	12-1	May 20, 1998 @ Salt Lake

LARGEST MARGIN OF VICTORY/DOUBLE-DIGIT WINS, CONT.:

Margin	Score	Date @/vs. Opponent
10	11-1	May 30, 2024 @ Albuquerque
10	17-7	Aug. 6, 2023 vs. Round Rock
10	11-1	April 23, 2023 @ Albuquerque
10	12-2	Sept. 13, 2021 @ Salt Lake
10	11-1	Aug. 12, 2021 vs. Round Rock
10	13-3	May 21, 2021 @ Albuquerque
10	12-2	Aug. 12, 2019 vs. Reno
10	10-0	June 13, 2019 @ Albuquerque
10	11-1	July 15, 2018 @ Round Rock
10	13-3	May 17, 2018 vs. Nashville
10	11-1	May 29, 2017 @ New Orleans
10	11-1	April 27, 2013 vs. New Orleans
10	16-6	July 16, 2012 @ Omaha
10	11-1	June 2, 2011 vs. Round Rock
10	11-1	July 26, 2009 vs. Nashville
10	12-2	July 7, 2009 vs. Omaha
10	12-2	April 14, 2009 @ Nashville
10	15-5	April 27, 2008 vs. Albuquerque
10	11-1 (7)	June 13, 2007 (G1) @ Albuquerque
10	13-3	May 25, 2007 @ Iowa
10	14-4	July 29, 2005 @ Tucson
10	11-1	May 23, 2005 vs. Colorado Springs
10	10-0	April 26, 2005 @ Albuquerque
10	12-2	May 23, 2004 vs. Salt Lake
10	15-5	July 15, 2002 vs. Memphis
10	15-5	Aug. 3, 1999 @ Edmonton
10	14-4 (7)	April 28, 1998 vs. Nashville

WINS WHILE ALLOWING DOUBLE-DIGIT RUNS:

Runs	Score	Date @/vs. Opponent
15	16-15 (11)	July 30, 2023 @ Reno
14	17-14	Aug. 26, 2004 vs. Memphis
13	17-13	April 23, 2024 @ Albuquerque
13	15-13	April 19, 2023 @ Albuquerque
12	14-12	July 28, 2023 @ Reno
12	13-12	April 16, 2019 vs. Omaha
12	15-12	July 26, 2008 @ Colorado Springs
12	15-12	July 5, 2005 @ Albuquerque
11	13-11	July 26, 2023 @ Reno
11	15-11	July 9, 2021 @ El Paso
11	14-11	Aug. 18, 2019 @ Round Rock
11	14-11	May 28, 2015 @ Salt Lake
11	16-11	May 17, 2011 @ Reno
11	13-11	Aug. 25, 2005 @ Omaha
10	14-10	June 9, 2023 @ El Paso
10	15-10	May 1, 2022 vs. Sugar Land
10	11-10	Aug. 10, 2021 @ Albuquerque
10	15-10	Aug. 8, 2021 @ Albuquerque
10	12-10	May 23, 2014 @ Memphis
10	13-10	June 2, 2013 @ Albuquerque
10	14-10 (11)	April 7, 2013 @ Memphis
10	11-10 (10)	July 3, 2012 vs. Memphis
10	11-10	Aug. 20, 2011 @ Iowa
10	12-10	Aug. 11, 2005 vs. Tacoma
10	13-10	April 21, 2005 vs. Nashville
10	19-10	June 16, 2004 @ Colorado Springs
10	14-10	May 31, 2004 @ Iowa
10	11-10	May 28, 2004 @ Iowa
10	12-10	May 7, 2000 vs. Omaha
10	11-10 (10)	April 9, 2000 vs. Albuquerque
10	13-10	May 30, 1998 vs. Tacoma
10	11-10	May 17, 1998 @ Salt Lake



CLUB GAME RECORDS**LARGEST MARGIN OF DEFEAT/DOUBLE-DIGIT LOSSES:**

Margin	Score	Date @/vs. Opponent
17	21-4 (7)	Aug. 19, 2022 @ Sugar Land
17	24-7	July 22, 2012 @ Memphis
17	23-6	July 30, 2009 @ Albuquerque
15	17-2	May 27, 2006 @ New Orleans
14	14-0	Aug. 11, 2018 vs. Memphis
14	20-6	June 30, 2012 vs. Memphis
13	18-5	July 2/3, 2022 @ El Paso (susp. game)
13	14-1	June 1, 2015 vs. Fresno
13	18-5	June 17, 2011 vs. New Orleans
13	14-1	Aug. 9, 2002 @ Sacramento
13	14-1	July 31, 1999 @ Edmonton
12	14-2	June 16, 2023 vs. Salt Lake
12	13-1	May 15, 2021 vs. Sacramento
12	15-3	Aug. 24, 2019 @ San Antonio
12	13-1	Aug. 3, 2018 @ Tacoma
12	15-3	May 5, 2017 vs. Colorado Springs
12	14-2	June 26, 2011 @ Round Rock
12	14-2	June 6, 2011 vs. Memphis
12	17-5	May 14, 2007 @ Tucson
12	14-2	June 23, 2005 @ Iowa
12	14-2	May 30, 2004 @ Iowa
12	12-0	July 22, 2003 vs. Nashville
12	18-6	June 12, 2000 @ Salt Lake
12	14-2	April 20, 2000 @ Colorado Springs
11	12-1	Aug. 11, 2022 @ Round Rock
11	12-1	Aug. 7, 2022 @ Salt Lake
11	14-3	June 29, 2022 @ El Paso
11	12-1	April 23, 2022 @ Sacramento
11	13-2	Aug. 21, 2018 vs. Omaha
11	14-3	May 24, 2016 @ Fresno
11	11-0	July 11, 2013 vs. New Orleans
11	12-1	Sept. 2, 2011 vs. New Orleans
11	13-2	Aug. 2, 2011 vs. Omaha
11	13-2	July 28, 2011 vs. Nashville
11	14-3	June 19, 2009 vs. Nashville
11	14-3	June 6, 2009 @ Albuquerque
11	12-1	Aug. 11, 2007 @ Iowa
11	17-6	May 15, 2001 vs. Memphis
11	17-6	May 1, 2001 @ Omaha
10	11-1	Sept. 17, 2024 @ Salt Lake
10	15-5	June 6, 2023 @ El Paso
10	12-2 (7)	July 3, 2022 @ El Paso
10	12-2	July 3, 2021 vs. Salt Lake
10	13-3	Aug. 16, 2019 @ Round Rock
10	14-4	Aug. 1, 2019 @ Salt Lake
10	19-9	June 18, 2019 @ El Paso
10	11-1	May 19, 2019 vs. Omaha
10	11-1	April 20, 2019 vs. Iowa
10	18-8	July 8, 2018 vs. Round Rock
10	12-2	Aug. 19, 2017 @ Colorado Springs
10	13-3	July 6, 2017 vs. Iowa
10	10-0	June 10, 2016 vs. Nashville
10	10-0 (7)	May 11, 2015 (G1) @ Omaha
10	11-1	Sept. 1, 2014 @ Iowa
10	12-2	June 17, 2013 vs. Round Rock
10	12-2	April 23, 2013 @ Albuquerque

LARGEST MARGIN OF DEFEAT/DOUBLE-DIGIT LOSSES, CONT.:

Margin	Score	Date @/vs. Opponent
10	11-1	July 29, 2012 vs. Omaha
10	11-1	July 5, 2012 @ New Orleans
10	15-5	May 3, 2012 @ Albuquerque
10	13-3	May 12, 2011 vs. Tacoma
10	13-3	Aug. 19, 2009 vs. Colorado Springs
10	11-1	June 29, 2009 @ Nashville
10	11-1	April 14, 2006 @ Nashville
10	12-2	July 24, 2005 vs. Iowa
10	14-4	Aug. 18, 2002 vs. Tucson
10	11-1	Aug. 10, 2002 @ Sacramento
10	11-1	July 20, 2002 @ Portland
10	10-0	July 11, 2002 @ New Orleans
10	11-1	May 30, 2002 vs. Iowa
10	17-7	May 1, 2002 vs. Nashville
10	13-3	June 16, 2000 @ Albuquerque

LOSSES WHILE SCORING DOUBLE-DIGIT RUNS:

Runs	Score	Date @/vs. Opponent
16	17-16 (10)	May 10, 2007 @ Las Vegas
13	14-13	May 15, 2022 @ Round Rock
13	14-13	June 18, 2005 vs. New Orleans
13	16-13	April 20, 2005 vs. Nashville
13	14-13	May 24, 1999 @ Salt Lake
11	13-11	April 12, 2022 @ El Paso
11	12-11	Aug. 21, 2021 @ Sugar Land
11	14-11	July 3, 2019 @ Nashville
11	15-11	June 15, 2017 vs. Omaha
11	13-11	May 12, 2004 @ Tucson
10	11-10 (7)	June 6, 2024 vs. Round Rock
10	11-10	Sept. 16, 2023 vs. Tacoma
10	11-10 (10)	July 19, 2023 vs. El Paso
10	13-10	April 18, 2023 @ Albuquerque
10	11-10	May 23, 2021 @ Albuquerque
10	13-10	July 26, 2019 vs. Memphis
10	11-10	July 14, 2017 vs. New Orleans
10	11-10 (14)	April 22, 2012 vs. Albuquerque
10	17-10	Aug. 4, 2011 @ Las Vegas
10	12-10	May 8, 2009 @ Round Rock
10	12-10	Aug. 22, 2008 vs. Iowa
10	11-10 (10)	Aug. 1, 2005 @ Las Vegas
10	11-10 (12)	May 17, 2005 @ Fresno
10	11-10	May 11, 2004 @ Tucson
10	13-10	June 9, 2003 @ Albuquerque
10	18-10	April 13, 2003 @ Albuquerque
10	11-10	May 29, 2002 vs. Iowa
10	11-10	May 30, 2000 vs. Albuquerque
10	11-10	April 25, 2000 vs. Memphis



CLUB GAME RECORDS**Most Runs Scored - Game:**

Runs	Date @/vs. Opponent	Score
24	June 11, 2023 @ El Paso	24-5
24	Aug. 3, 2013 vs. Colorado Springs	24-5
24	June 22, 2004 @ Albuquerque	24-4
22	May 9, 2024 @ Sugar Land	22-3
21	April 25, 2024 @ Albuquerque	21-9
21	Aug. 18, 2005 vs. Memphis	21-4
20	Sept. 18, 2024 @ Salt Lake	20-6
20	Sept. 11, 2022 vs. Tacoma	20-5
20	Aug. 14, 2022 vs. Round Rock	20-3
20	May 30, 2021 @ El Paso	20-9
20	Sept. 1, 2007 @ Albuquerque	20-6
19	May 12, 2022 @ Round Rock	19-0
19	April 11, 2018 vs. Round Rock	19-1
19	April 17, 2008 vs. Round Rock	19-3
19	May 11, 2007 @ Las Vegas	19-5
19	June 16, 2004 @ Colorado Springs	19-10
18	July 18, 2019 @ Iowa	18-5
18	July 6, 2005 @ Albuquerque	18-5
18	July 18, 2001 @ Las Vegas	18-3
17	April 23, 2024 @ Albuquerque	17-13
17	June 13, 2023 vs. Salt Lake	17-8
17	Aug. 6, 2023 vs. Round Rock	17-7
17	Aug. 30, 2022 @ Round Rock	17-8
17	Aug. 21, 2017 @ Colorado Springs	17-9
17	July 18, 2010 vs. Iowa	17-6
17	April 16, 2009 @ Nashville	17-3
17	Aug. 4, 2005 vs. Portland	17-8
17	Aug. 26, 2004 vs. Memphis	17-14
17	June 6, 1999 vs. Fresno	17-9
17	June 3, 1999 vs. Fresno	17-4
16	July 30, 2023 @ Reno	16-15 (11)
16	Sept. 25, 2022 @ El Paso	16-3
16	Sept. 20, 2022 @ El Paso	16-1
16	July 23, 2019 @ Nashville	16-1
16	Sept. 3, 2018 (G2) @ Colorado Springs	16-4 (7)
16	Aug. 7, 2014 vs. Iowa	16-4
16	July 16, 2012 @ Omaha	16-6
16	May 17, 2012 @ Reno	16-11
16	June 3, 2007 vs. Colorado Springs	16-2
16	May 10, 2007 @ Las Vegas	17-16 (10) (L)
16	Aug. 19, 2003 @ Nashville	16-2
16	April 30, 2002 vs. Nashville	16-9
16	Aug. 12, 1998 @ Calgary	16-4
15	June 2, 2023 vs. Reno	15-6
15	April 19, 2023 @ Albuquerque	15-13
15	July 12, 2022 @ Tacoma	15-4
15	May 1, 2022 vs. Sugar Land	15-10
15	Aug. 8, 2021 @ Albuquerque	15-10
15	July 9, 2021 @ El Paso	15-11
15	May 14, 2019 @ Round Rock	15-6
15	May 21, 2013 @ Fresno	15-2
15	July 24, 2012 vs. Iowa	15-9
15	Aug. 20, 2010 vs. Reno	15-1
15	July 11, 2010 @ Round Rock	15-2
15	July 26, 2008 @ Colorado Springs	15-12
15	April 27, 2008 vs. Albuquerque	15-5
15	July 26, 2007 vs. Portland	15-4
15	July 5, 2005 @ Albuquerque	15-12
15	April 19, 2004 vs. Omaha	15-2
15	July 29, 2002 vs. New Orleans	15-3
15	July 15, 2002 vs. Memphis	15-5
15	Aug. 23, 2001 @ Nashville	15-9

Most Runs Scored - Game, Cont.:

Runs	Date @/vs. Opponent	Score
15	Aug. 3, 1999 @ Edmonton	15-5
15	July 27, 1999 @ Calgary	15-3
14	May 31, 2024 @ Albuquerque	14-5
14	April 14, 2024 @ Round Rock	14-5
14	Aug. 27, 2023 vs. Albuquerque	14-0
14	July 28, 2023 @ Reno	14-12
14	June 17, 2023 vs. Salt Lake	14-5
14	June 9, 2023 @ El Paso	14-10
14	May 24, 2022 vs. Reno	14-7
14	July 23, 2021 vs. Sugar Land	14-5
14	Aug. 18, 2019 @ Round Rock	14-11
14	June 22, 2017 vs. Nashville	14-5
14	May 14, 2017 vs. Fresno	14-5
14	May 28, 2015 @ Salt Lake	14-11
14	April 7, 2013 @ Memphis	14-10 (11)
14	April 29, 2010 vs. New Orleans	14-3
14	May 27, 2009 @ Reno	14-6
14	May 20, 2006 @ Salt Lake	14-8
14	Aug. 9, 2005 vs. Tacoma	14-7
14	July 29, 2005 @ Tucson	14-4
14	Aug. 28, 2004 vs. Memphis	14-6
14	July 9, 2004 @ Colorado Springs	14-8
14	May 31, 2004 @ Iowa	14-10
14	May 18, 2002 @ Calgary	14-2 (6)
14	Aug. 17, 2000 @ Las Vegas	14-5
14	June 15, 1998 vs. Las Vegas	14-8
14	April 28, 1998 vs. Nashville	14-4 (7)
14	April 25, 1998 vs. Nashville	14-0



CLUB GAME RECORDS

MOST RUNS ALLOWED - GAME:

Runs	Date @/vs. Opponent	Score
24	July 22, 2012 @ Memphis	24-7
23	July 30, 2009 @ Albuquerque	23-6
20	June 30, 2012 vs. Memphis	20-6
19	June 18, 2019 @ El Paso	19-9
18	July 2/3, 2022 @ El Paso (susp. game)	18-5
18	July 8, 2018 vs. Round Rock	18-8
18	June 17, 2011 vs. New Orleans	18-5
18	April 13, 2003 @ Albuquerque	18-10
18	June 12, 2000 @ Salt Lake	18-6
17	Aug. 4, 2011 @ Las Vegas	17-10
17	May 14, 2007 @ Tucson	17-5
17	May 10, 2007 @ Las Vegas	17-16 (10)
17	May 27, 2006 @ New Orleans	17-2
17	May 1, 2002 vs. Nashville	17-7
17	May 15, 2001 vs. Memphis	17-6
17	May 1, 2001 @ Omaha	17-6
17	April 9, 1998 @ Colorado Springs	17-9
16	May 19, 2017 @ El Paso	16-8
16	April 20, 2005 vs. Nashville	16-13
15	July 30, 2023 @ Reno	16-15 (11)
15	June 6, 2023 @ El Paso	15-5
15	July 8, 2021 @ El Paso	15-8
15	May 7, 2021 @ Round Rock	15-6
15	Aug. 24, 2019 @ San Antonio	15-3
15	June 15, 2017 vs. Omaha	15-11
15	May 5, 2017 vs. Colorado Springs	15-3
15	May 3, 2012 @ Albuquerque	15-5
15	April 21, 2009 vs. Omaha	15-9
15	June 13, 2000 @ Albuquerque	15-8
15	April 26, 2000 vs. Memphis	15-6
14	June 15, 2024 @ Sugar Land	14-5
14	June 16, 2023 vs. Salt Lake	14-2
14	March 31, 2023 vs. Tacoma	14-8
14	June 29, 2022 @ El Paso	14-3
14	May 15, 2022 @ Round Rock	14-13
14	Aug. 1, 2019 @ Salt Lake	15-3
14	July 3, 2019 @ Nashville	14-11
14	June 21, 2019 vs. Memphis	14-7
14	Aug. 11, 2018 vs. Memphis	14-0
14	July 29, 2017 vs. Tacoma	14-9
14	May 24, 2016 @ Fresno	14-3
14	June 1, 2015 vs. Fresno	14-11
14	April 14, 2014 vs. New Orleans	14-8
14	May 19, 2012 @ Reno	14-9
14	Aug. 23, 2011 @ Iowa	14-7
14	June 26, 2011 @ Round Rock	14-2
14	June 6, 2011 vs. Memphis	14-2
14	June 19, 2009 vs. Nashville	14-3
14	June 6, 2009 @ Albuquerque	14-3
14	April 24, 2007 @ Round Rock	14-7
14	June 23, 2005 @ Iowa	14-2
14	June 18, 2005 vs. New Orleans	14-13
14	Aug. 27, 2004 vs. Memphis	14-9
14	Aug. 26, 2004 vs. Memphis	17-14 (W)
14	May 30, 2004 @ Iowa	14-2
14	Aug. 18, 2002 vs. Tucson	14-4
14	Aug. 9, 2002 @ Sacramento	14-1
14	July 3, 2002 @ Tucson	14-6
14	July 31, 1999 @ Edmonton	14-1
14	June 30, 1999 @ Vancouver	14-8
14	May 24, 1999 @ Salt Lake	14-13
14	May 14, 1998 @ Fresno	14-8
14	April 10, 1998 @ Colorado Springs	14-7

MOST HITS - GAME:

Hits	Date @/vs. Opponent	Score
31	June 22, 2004 @ Albuquerque	24-4
26	June 16, 2004 @ Colorado Springs	19-10
25	July 18, 2001 @ Las Vegas	18-3
24	Sept. 1, 2007 @ Albuquerque	20-6
24	May 11, 2007 @ Las Vegas	19-5
24	Aug. 12, 1998 @ Calgary	16-4
23	Sept. 18, 2024 @ Salt Lake	20-6
23	Aug. 17, 2000 @ Las Vegas	14-5
22	Aug. 6, 2023 vs. Round Rock	17-7
22	May 23, 2014 @ Memphis	12-10
22	May 17, 2012 @ Reno	16-11
22	June 21, 2002 @ Iowa	12-6
22	July 27, 1999 @ Calgary	15-3

MOST HITS ALLOWED - GAME:

Hits	Date @/vs. Opponent	Score
24	July 22, 2012 @ Memphis	24-7
24	May 3, 2012 @ Albuquerque	15-5
23	May 19, 2017 vs. El Paso	16-8
22	May 27, 2006 @ New Orleans	17-2
22	May 1, 2002 vs. Nashville	17-7
21	April 23, 2024 @ Albuquerque	17-13 (W)
21	July 8, 2018 @ Round Rock	18-8
21	May 5, 2017 vs. Colorado Springs	15-3
21	April 23, 2013 @ Albuquerque	12-2
21	June 30, 2012 vs. Memphis	20-6
21	June 6, 2009 @ Albuquerque	14-3
21	May 11, 2008 vs. Fresno	13-5
21	July 31, 1999 @ Edmonton	14-1
20	Sept. 17, 2023 vs. Tacoma	11-6
20	June 17, 2011 vs. New Orleans	18-5
20	July 5, 2005 @ Albuquerque	15-12 (W)
20	June 18, 2005 vs. New Orleans	14-13
20	July 28, 1998 vs. New Orleans	9-2
19	June 15, 2024 @ Sugar Land	14-5
19	July 2, 2022 @ El Paso	14-3
19	June 29, 2022 @ El Paso	18-5
19	Aug. 3, 2018 @ Tacoma	13-1
19	Aug. 20, 2017 @ Colorado Springs	12-2
19	April 18, 2014 @ Colorado Springs	10-9
19	July 3, 2012 vs. Memphis	11-10 (10) (W)
19	April 22, 2012 vs. Albuquerque	11-10 (14)
19	July 28, 2011 vs. Nashville	13-2
19	July 5, 2010 vs. Nashville	10-5
19	July 30, 2009 @ Albuquerque	23-6
19	June 19, 2009 vs. Nashville	14-3
19	May 22, 2009 @ Las Vegas	10-1
19	July 4, 2008 vs. Iowa	11-5
19	May 31, 2008 vs. Omaha	13-9
19	May 15, 2007 @ Tucson	13-5
19	May 14, 2007 @ Tucson	17-5
19	May 8, 2006 @ Albuquerque	10-9 (W)
19	April 14, 2006 @ Nashville	11-1
19	Aug. 9, 2002 @ Sacramento	14-1
19	July 3, 2002 @ Tucson	14-6
19	May 15, 2001 vs. Memphis	17-6
19	June 12, 2000 @ Salt Lake	18-6



INDIVIDUAL GAME HIGHLIGHTS - OFFENSE**SIX HITS IN A GAME:**

Player	Date & opponent	Note
Corey Seager	May 28, 2015 @ Salt Lake	6x6; two doubles; home run; 6 RBI
Jeff Pickler	June 22, 2004 @ Albuquerque	6x6; one double; one triple; RBI

FIVE HITS IN A GAME:

Player	Date vs./@ opponent
Drew Avans	Sept. 18, 2024 @ Salt Lake
Bryson Brigman	June 30, 2023 @ Sugar Land
Hunter Feduccia	April 18, 2023 @ Albuquerque
James Outman	Aug. 26, 2022 vs. El Paso
Michael Busch	Aug. 14, 2022 vs. Round Rock
Cristian Santana	Sept. 24, 2021 @ Las Vegas
Gavin Lux	July 18, 2019 @ Iowa
Henry Ramos	Sept. 2, 2018 @ Colorado Springs
Bobby Wilson	Aug. 21, 2017 @ Colorado Springs
Austin Barnes	Aug. 19, 2015 vs. Reno
Ronny Torreyes	May 23, 2014 @ Memphis
Robbie Grossman	July 20, 2013 @ Memphis
Jake Elmore	April 7, 2013 @ Memphis (11)
Carlos Corporan	July 6, 2012 @ New Orleans (11)
Mike Hessman	May 17, 2012 @ Reno
J.B. Shuck	April 28, 2012 vs. Round Rock
Jordan Schafer	Aug. 20, 2011 @ Iowa
Anderson Hernandez	Aug. 7, 2011 @ Tucson
Craig Gentry	July 7, 2010 (G2) vs. Nashville (13)
John Mayberry	May 2, 2008 @ Tacoma
Victor Diaz	Sept. 1, 2007 @ Albuquerque
Victor Diaz	July 26, 2007 vs. Portland
Nate Gold	June 3, 2007 vs. Colorado Springs
Ian Kinsler	Aug. 25, 2005 @ Omaha
Chad Allen	June 22, 2004 @ Albuquerque
Adrian Gonzalez	June 22, 2004 @ Albuquerque
Chad Allen	May 18, 2004 @ Las Vegas
Travis Hafner	June 21, 2002 @ Iowa
Bo Porter	Aug. 23, 2001 @ Nashville
Mitch Simons	Aug. 17, 2001 @ Fresno
Jon Shave	Aug. 17, 2000 @ Las Vegas
Scott Sheldon	May 24, 1999 @ Salt Lake
Tom Quinlan	Aug. 12, 1998 @ Calgary
Bret Barberie	July 12, 1998 vs. Memphis (12)
Les Norman	June 22, 1998 @ New Orleans

THREE HOME RUNS IN A GAME:

Player	Date vs./@ opponent	Note
Trey Sweeney	May 29, 2024 @ Albuquerque	4x4, 3 R, 5 RBI
Keibert Ruiz	July 23, 2021 vs. Sugar Land	4x4, 2B, 4 R, BB, 5 RBI
Luke Raley	May 30, 2021 @ El Paso	3x4, BB, 5 R, 9 RBI
Steven Souza Jr.	May 30, 2021 @ El Paso	3x5, 4 R, 7 RBI
Kyle Garlick	July 18, 2019 @ Iowa	3x6, 3 RBI
Kyle Garlick	May 5, 2019 @ New Orleans	4x5, 6 RBI
Matt Duffy	June 9, 2014 vs. Salt Lake	3x4, 3 RBI
Mike Hessman	June 3, 2012 vs. Iowa	4x4, 3 RBI
Chad Tracy	June 27, 2010 vs. Omaha	3x3, 5 RBI
Nate Gold	July 28, 2008 at Colorado Springs	4x5, 4 RBI
Nelson Cruz	July 19, 2008 vs. Memphis	3x5, 5 RBI
Adrian Gonzalez	May 24, 2005 @ Albuquerque	3x4, 5 RBI

LONGEST HITTING STREAKS:

Length (G)	Player	Dates
30	Anderson Hernandez	Aug. 2-Sept. 2, 2011
23	Warren Newson	May 20-June 16, 1998
22	David Freitas	June 9-Aug. 20, 2023
21	Jahmai Jones	May 19-June 17, 2023
20	Alex Verdugo	June 8-June 30, 2017
20	Carlos Peña	Aug. 4-25, 2001
20	Mike Hubbard	June 1-30, 1999
19	Jason Botts	June 18-July 6, 2007



Corey Seager became the second player in OKC history to record six hits in a game May 28, 2015



Kyle Garlick became the first player in OKC history to record two three-homer games in one season — May 5, 2019 and July 18, 2019



INDIVIDUAL GAME HIGHLIGHTS - OFFENSE

ALL-TIME GRAND SLAMS:

Player
 Kody Hoese
 Diego Cartaya
 Chris Okey
 Andre Lipcius
 Trey Sweeney
 Miguel Vargas
 Miguel Vargas
 Óscar Mercado
 Ryan Ward
 David Freitas
 Kole Calhoun
 Devin Mann
 Justin Yurchak
 Luke Williams
 David Freitas
 Jake Amaya
 Jason Martin
 Hunter Feduccia
 James Outman
 Jake Amaya
 Jake Lamb
 Ryan Noda
 Omar Estévez
 Drew Avans
 Matt Davidson
 Matt Davidson
 Sheldon Neuse
 Steven Souza Jr.
 Keibert Ruiz
 Rangel Ravelo
 Luke Raley
 Edwin Ríos
 Zach Reks
 Jake Peter
 Will Smith
 Zach Reks
 Kyle Garlick
 Edwin Ríos
 Henry Ramos
 Henry Ramos
 Edwin Ríos
 Bobby Wilson
 Drew Maggi
 Corey Brown
 Austin Barnes
 Corey Seager
 Buck Britton
 Joe Scalfani
 Austin Wates
 George Springer
 Jon Singleton
 Brett Wallace
 Jonathan Villar
 Brandon Barnes
 Brett Wallace
 Mike Hessman
 Fernando Martinez

Date vs./@ opponent
 8-14-24 @ Las Vegas
 8-7-24 vs. Round Rock
 6-16-24 @ Sugar Land
 6-8-24 vs. Round Rock
 6-6-24 vs. Round Rock (G2)
 5-12-24 @ Sugar Land
 4-2-24 vs. Albuquerque
 9-20-23 @ Albuquerque
 8-25-23 vs. Albuquerque
 8-15-23 @ Salt Lake
 7-26-23 @ Reno
 6-17-23 vs. Salt Lake
 6-11-23 @ El Paso
 5-11-23 @ Round Rock
 5-9-23 @ Round Rock
 9-11-22 vs. Tacoma
 8-30-22 @ Round Rock
 7-22-22 vs. Sacramento
 7-13-22 @ Tacoma
 6-16-22 @ Reno
 5-7-22 vs. Albuquerque
 5-5-22 (2) vs. Albuquerque
 9-24-21 @ Las Vegas
 9-19-21 vs. Round Rock
 9-7-21 vs. Albuquerque
 8-28-21 vs. Las Vegas
 8-21-21 @ Sugar Land
 8-2-21 @ Round Rock
 7-1-21 vs. Salt Lake
 6-4-21 vs. Sugar Land
 5-30-21 @ El Paso
 8-28-19 vs. Iowa
 7-23-19 @ Nashville
 7-20-19 vs. San Antonio
 7-16-19 @ Iowa
 6-12-19 @ Albuquerque
 7-14-18 @ Round Rock
 6-10-18 @ Fresno
 4-15-18 vs. New Orleans
 4-13-18 vs. New Orleans
 8-30-17 vs. New Orleans
 5-23-17 @ Albuquerque
 8-27-16 vs. Colorado Springs
 8-23-16 @ New Orleans
 7-1-16 @ Nashville
 8-23-15 @ Albuquerque
 5-28-15 @ Salt Lake
 8-9-14 vs. Iowa
 7-21-14 vs. Round Rock
 4-15-14 @ Colorado Springs
 8-3-13 vs. Colorado Springs
 5-21-13 @ Fresno
 5-8-13 vs. Tacoma (10)
 7-18-12 @ Omaha
 6-2-12 vs. Iowa
 4-26-12 vs. Round Rock
 4-13-12 @ Memphis

Surrendered by
 Gunnar Hoglund
 Owen White
 Logan VanWey
 Peter Solomon
 Johnny Cueto
 Ryan Gusto
 Jeff Criswell
 PJ Poulin
 Noah Davis
 Jake Kalish
 Justin Martinez
 Mason Erla
 Jared Koenig
 Jake Latz
 Nick Krauth
 Darren McCaughan
 Cole Winn
 Patrick Ruotolo
 Daniel Ponce de Leon
 Mitchell Stumpo
 Nick Kennedy
 Frank Duncan
 Homer Bailey
 David Kubiak
 Jake Bird
 Reymin Guduan
 Colin McKee
 Brock Burke
 Austin Warren
 Seth Martinez
 Mason Thompson
 Dakota Mekkes
 Wei-Chieh Huang
 Bubba Derby
 Trevor Clifton
 Kyle Freeland
 R.J. Alvarez
 Kent Emanuel
 Adam Conley
 Alex Wimmers
 William Cuevas
 Carlos Estevez
 Josh Hader
 Chris Reed
 Nick Tepesch
 Nelson Gonzales
 Steven Hensley
 Marcus Hatley
 Luke Jackson
 Christian Friedrich
 Armando Galarraga
 Steve Edlefsen
 Bobby LaFromboise
 Roman Colon
 Ryan Rowland-Smith
 Tyler Tufts
 Maikel Cleto

cont. on next page



INDIVIDUAL GAME HIGHLIGHTS - OFFENSE**ALL-TIME GRAND SLAMS, CONT.:**

<u>Player</u>	<u>Date vs./@ opponent</u>	<u>Surrendered by</u>
Drew Locke	8-9-11 at Tucson	Rob Musgrove
Collin DeLome	5-3-11 vs. Nashville	Chase Wright
Max Ramirez	7-19-10 @ Iowa	Thomas Diamond
Ryan Garko	7-5-10 @ Nashville	Jeff Bennett
Gregorio Petit (2)	6-22-10 @ New Orleans	Jay Buente (4th inn.)/ Brett Sinkbeil (8th inn.)
Ryan Garko	5-21-10 @ Portland	Will Inman
Kevin Richardson	8-6-09 @ Sacramento	Dana Eveland
Joaquin Arias	7-21-09 @ New Orleans	Willie Glen
Kevin Richardson	6-3-09 vs. Memphis	Fernando Salas
Nate Gold	5-28-09 @ Reno	Hector Ambriz
Travis Metcalf	8-31-08 @ Memphis	P.J. Walters
Ryan Roberts	7-26-08 @ Colorado Springs	Josh Towers
John Mayberry	6-28-08 @ Omaha (7) (G2)	Tyler Lumsden
Nelson Cruz	6-23-08 vs. Round Rock	Ryan Houston
Chris Davis	6-2-08 vs. Omaha	John Foster
Jason Ellison	4-17-08 vs. Round Rock	Ryan Houston
Victor Diaz	9-1-07 @ Albuquerque	Blake McGinley
Nelson Cruz	7-26-07 vs. Portland	Kyle Stutes
Victor Diaz	7-26-07 vs. Portland	Steve Watkins
Kevin West	5-13-07 @ Tucson	Jailen Peguero
Marlon Byrd	5-12-07 @ Tucson	Adam Bass
Nate Gold	5-11-07 @ Las Vegas	B.J. LaMura
Jason Botts	5-12-06 vs. Sacramento	Shawn Kohn
Jason Conti	8-25-05 @ Omaha	Ryan Jensen
Jason Conti	8-18-05 vs. Memphis	Carmen Cali
Esteban German	8-8-05 vs. Tacoma	Rich Dorman
Gerald Laird	7-6-05 @ Albuquerque	Frank Castillo
Marshall McDougall	6-28-05 vs. Nashville	Andy Pratt
Keith McDonald	5-17-05 @ Fresno (12)	Brandon Puffer
Will Smith	5-14-05 @ Fresno	Jeremy Fikac
Jason Botts	4-20-05 vs. Nashville	Rick Helling
Cody Ransom	4-12-05 @ Nashville	Justin Lehr
Marshall McDougall	8-28-04 vs. Memphis	Tim Young
Pete Zoccolillo	8-9-04 vs. Portland	Chris Rojas
Adrian Gonzalez	6-8-04 vs. Albuquerque	Mike Neu
David Newhan	5-31-04 @ Iowa	Nate Bland
Chad Allen	5-13-04 @ Tucson	Edgar Gonzalez
Pete Zoccolillo	4-19-04 vs. Omaha	Jimmy Serrano
Jason Hart	7-11-03 vs. Omaha	Ryan Bukvich
Ryan Ludwick	4-26-03 @ New Orleans	Jonathan Johnson
Hank Blalock	7-29-02 vs. New Orleans	Brian Shouse
Jason Hart	5-29-02 vs. Iowa	Mark Watson
Kevin Mench	5-5-02 @ Omaha	Mike MacDougal
Travis Hafner	4-30-02 vs. Nashville	Jim Dougherty
David Steed	8-7-01 @ Edmonton	Matt Kinney
Harry Berrios	5-26-01 vs. Nashville	Marc Wilkins
Cliff Brumbaugh	4-15-01 @ Salt Lake	Jim Bruske
Ruben Sierra	8-21-00 vs. New Orleans	Jeriome Robertson
B.J. Waszgis	5-30-00 vs. Albuquerque	Bobby Ayala
Pedro Valdes	5-21-00 @ New Orleans	Brad Kaufman
Andy Barkett	5-3-99 vs. Memphis	Mark Nussbeck
Mike Simms	4-20-99 vs. Tacoma	David Holdridge
Wes Chamberlain	8-24-98 @ Omaha	Glendon Rusch
Rick Wrona	8-8-98 vs. Colorado Springs (10)	Joel Moore
Tom Quinlan	7-21-98 vs. Tucson	Ben Ford
Scott Sheldon	7-12-98 vs. Memphis (12)	Kevin Lovingier
Rene Gonzales	7-2-98 vs. Albuquerque	Gary Rath
Marc Sagmoen	6-27-98 (G1) vs. Nashville (7)	Gary Wilson
Mark Little	5-20-98 @ Salt Lake	Kevin Ohme
Tom Quinlan	5-15-98 @ Fresno	Troy Brohawn
Scott Sheldon	5-15-98 @ Fresno	Dean Hartgraves



Gregorio Petit is the lone OKC player to record two grand slams in one game, accomplishing the feat June 22, 2010 at New Orleans



INDIVIDUAL GAME HIGHLIGHTS - PITCHING**No HITTERS:**

<u>Pitcher(s)</u>	<u>Date vs./@ Opponent</u>	<u>Details</u>
Luis Mendoza	8-14-09 vs. Salt Lake	9-inning game; 5-0 final; 6 BB; 6 K; 125 pitches; 74 strikes
Dustin Nippert	6-29-08 @ Omaha	7-inning game; 2-0 win; G1 of DH; charitable scoring call leading off 7th

ONE HITTERS:

<u>Pitcher(s)</u>	<u>Date vs./@ Opponent</u>	<u>Details</u>
Alec Gamboa; Ben Casparius	8-24-24 vs. El Paso	Gamboa 5.0 scoreless and hitless innings, 3 BB, 4 K; Casparius allowed one hit over 4.0 innings with a walk and three strikeouts to earn win in OKC's 1-0 home victory.
William Cuevas; Tayler Scott; Wander Suero	4-27-23 vs. Sacramento	7-inning game; 1-0 win in Game 2 of doubleheader; Cuevas pitched 5.0 innings in OKC's first shutout win of the season
Brock Stewart; Ralston Cash;	8-9-16 @ Iowa	OKC won 6-0 in nine innings, Iowa's lone hit came in Randy Choate; Jacob Rhame the second inning; Stewart also hit a 3-run double
Eric Stults; David Huff	7-24-15 @ RR	Stults 1H, 1R, 2BB, 6K, 7IP; Huff 0H, 0R, 2IP
Mike Foltyniewicz; Paul Clemens	5-5-14 @ Omaha	Foltyniewicz career-high 12K, 1R, 1H, 2BB in 6 inn.; Clemens one K in 3 inn.; RedHawks won, 5-1
Asher Wojciechowski	7-8-13 @ Round Rock	Faced minimum in a complete game (9 IP) for the first time in team history; fired a one-hit shutout in the 5-0 win
J.A. Happ; Fernando Abad	8-21-11 @ Iowa	Happ 7 IP, 1 H; Lou Montanez one-out double in 1st only hit
Nick Regilio; Brad Clontz	6-25-04 @ Albuquerque	Regilio 8.1 no-hit innings; Ryan Christenson broke it up; 6-0 win
Douglas Davis; James Powell & Brian Schmack	6-1-02 @ Nashville	Davis 7 IP; 1 H; Powell and Schmack 1 IP; 4-0 win
Ryan Glynn	4-28-99 vs. New Orleans	8.1 no-hit innings; 3-0 win
Ricky Pickett	7-14-98 @ Nashville	7-inning game; 5-0 win in first game of doubleheader

INDIVIDUAL GAME HIGHLIGHTS - PITCHING**TWO HITTERS BY INDIVIDUALS:**

Pitcher(s)	Date vs./@ Opponent	Details
Bobby Miller	9-1-22 @ Round Rock	6-inning game called with two outs in top of 7th inning due to rain/wet grounds; 2-0 L; 3rd Triple-A start; 6.0 IP; 2H; 2 R; 1 BB; 14 K
Jharel Cotton	4-19-16 vs. Memphis	5-inning game; 4-0 W; 6K; game called after bottom of the 5th due to rain
Scott Baker	4-20-15 @ Iowa	7-inning game; 8-0 win; G1 of DH; one pitch from perfect game
Joe Wieland	4-19-15 @ Iowa	5.5-inning game; 4-0 W; game called with 2 out in the top of the 6th due to rain
Armando Galarraga	8-25-08 @ Nashville	7-inning game; 6-0 win; game 1 DH
A.J. Murray	4-9-08 vs. Nashville	6-inning, rain-shortened game; 2-1 win
Derek Lee	8-28-06 vs. Iowa	1-0 win
R.A. Dickey	8-3-06 vs. Las Vegas	2-0 win
Chris Young	8-18-04 @ Memphis	7-inning game; 4-1 win
Ricky Pickett	8-7-98 vs. Colorado Springs	7-inning game; 4-0 win

THREE HITTERS BY INDIVIDUALS:

Pitcher(s)	Date vs./@ Opponent	Details
Yefry Ramírez	5-12-23 @ Round Rock	9.0 IP; 0 R; 3 H; 1 BB; 8 K; 19-0 W; largest team shutout win in Bricktown era; first complete game shutout by an OKC pitcher since May 11, 2018
Trevor Oaks	8-15-16 vs. El Paso	9 IP; 1R; 11K; 8-1W
Dallas Keuchel	4-26-13 vs. New Orleans	Rain-shortened; 6 innings; 2-0 win; 5 K's
Doug Mathis	5-30-09 vs. Albuquerque	G1; 7-innings; 1-0 win
John Rheinecker	5-22-06 @ Colorado Springs	Rain-shortened; 8 innings; 8-0 win
Derek Lee	7-20-05 @ New Orleans	8-0 win; 21 ground ball outs; 3 singles
Ricardo Rodriguez	5-29-05 @ Memphis	5-0 win; 3 singles; 4 DP's; 2 runners to 2B
John Hudgins	5-25-05 vs. Colorado Springs	7 innings; 1st of DH at Tulsa; 1 UER
Sam Narron	6-28-04 vs. Omaha	3-0 win; 4 1/3 no-hit
John Wasdin	6-7-04 vs. Albuquerque	no walks; 6 K's; 3-0 win
Joaquin Benoit	9-3-01 vs. Memphis	12 strikeouts; 1-0 win in season finale
Pete Munro	8-30-00 vs. Omaha	7 1/3 no-hit innings; 9-inning game
Darren Oliver	8-21-00 vs. New Orleans	86 pitches; 6-0 win
Doug Davis	6-18-00 vs. Fresno	8-inning loss 1-0; slated for seven innings
Ryan Glynn	4-29-00 @ Nashville	7 innings
Ryan Glynn	4-12-00 vs. Colorado Springs	7 innings
Brady Raggio	7-5-99 vs. Calgary	4-0 shutout
Chuck Smith	6-23-99 @ Memphis	14 strikeouts in 7-inning game



INDIVIDUAL GAME HIGHLIGHTS - PITCHING

DOUBLE-DIGIT STRIKEOUT EFFORTS:

K's	Pitcher	Date vs./@ opponent
15	Wilmer Font	5-15-17 vs. Sacramento
14	Bobby Miller	9-1-22 @ Round Rock
14	Chuck Smith	6-23-99 (G2) @ Memphis
13	Jose De Leon	8-28-16 vs. Colorado Springs
12	Jon Duplantier	9-18-24 @ Salt Lake
12	Mike Foltyniewicz	5-5-14 @ Omaha
12	John Koronka	8-11-06 @ Round Rock
12	Joaquin Benoit	9-3-01 vs. Memphis
12	Aaron Myette	6-15-01 @ Tacoma
11	Justin Wroblewski	6-22-24 vs. Albuquerque
11	Ryan Pepiot	8-13-23 @ Tacoma
11	Gavin Stone	9-26-22 vs. Salt Lake
11	Dennis Santana	5-19-18 vs. Nashville
11	Wilmer Font	7-21-17 @ Iowa
11	Wilmer Font	4-12-17 @ Nashville
11	Mike Bolsinger	8-29-15 @ El Paso
11	Michael Kirkman	7-24-10 (G1) @ Memphis
11	Robinson Tejeda	5-17-08 @ Memphis
11	Edinson Volquez	8-14-07 vs. Memphis
11	Robinson Tejeda	8-7-06 vs. Tucson
11	Edinson Volquez	7-29-06 @ Portland
11	Tony Mounce	8-12-03 vs. Albuquerque
11	Colby Lewis	7-19-03 @ New Orleans
11	Jamey Wright	5-31-03 vs. Colorado Springs
11	Aaron Myette	6-3-02 @ Nashville
11	Rob Bell	4-19-02 vs. Salt Lake
11	Joaquin Benoit	6-7-01 vs. Sacramento
11	Joaquin Benoit	5-6-01 @ Iowa
11	R.A. Dickey	7-30-00 vs. Calgary
11	Matt Perisho	5-22-99 @ Salt Lake



Wilmer Font set the OKC single-game record with 15 strikeouts May 15, 2017 against Sacramento at Chickasaw Bricktown Ballpark and went on to set the OKC season record with 178 strikeouts in 2017

DOUBLE-DIGIT STRIKEOUT EFFORTS:

K's	Pitcher	Date vs./@ opponent
10	Gavin Stone	8-4-23 vs. Round Rock
10	Gavin Stone	5-16-23 vs. Sugar Land
10	Michael Grove	8-17-22 @ Sugar Land
10	Dustin May	8-14-22 vs. Round Rock
10	Andre Jackson	8-2-22 @ Salt Lake
10	Ryan Pepiot	6-21-22 vs. Round Rock
10	Yefry Ramirez	10-3-21 vs. El Paso
10	Josiah Gray	5-6-21 @ Round Rock
10	Rob Zastryzny	5-4-19 @ New Orleans
10	Ben Holmes	4-25-19 (G2) @ San Antonio
10	Manny Baniuelos	6-6-18 @ Sacramento
10	Caleb Ferguson	5-26-18 @ Nashville
10	Justin Masterson	7-5-17 vs. Iowa
10	Wilmer Font	6-2-17 vs. Colorado Springs
10	Wilmer Font	5-21-17 @ El Paso
10	Jair Jurrjens	5-1-17 @ Omaha
10	Jose De Leon	8-22-16 @ New Orleans
10	Jose De Leon	8-17-16 vs. Albuquerque
10	Jose De Leon	7-20-16 @ Tacoma
10	Jose De Leon	7-15-16 @ Reno
10	Brock Stewart	6-24-16 vs. Round Rock
10	Brock Stewart	6-19-16 @ New Orleans
10	Jharel Cotton	5-23-16 @ Fresno
10	Mike Foltyniewicz	7-28-14 @ Nashville
10	Mike Foltyniewicz	5-30-14 vs. Omaha
10	Jake Buchanan	5-20-14 @ New Orleans
10	Brad Peacock	7-19-13 (G1) @ Memphis
10	Jarred Cosart	5-7-13 vs. Tacoma
10	Rich Harden	8-18-10 vs. Reno
10	Rich Harden	7-26-10 @ Memphis
10	Robinson Tejeda	8-13-06 @ Round Rock
10	Edinson Volquez	6-15-06 @ Memphis
10	Edinson Volquez	5-21-06 @ Salt Lake
10	Nick Regilio	6-25-04 @ Albuquerque
10	Nick Bierbrodt	6-8-04 vs. Albuquerque
10	John Wasdin	5-7-04 vs. Nashville
10	Colby Lewis	5-13-02 vs. Fresno
10	Brian Sikorski	5-29-01 @ Memphis
10	Kevin Foster	5-17-01 @ Nashville
10	Chuck Smith	5-3-00 @ Iowa
10	Matt Perisho	6-4-98 @ Nashville



José De León closed the 2016 season with three consecutive starts with at least 10 strikeouts and no walks and became the team's first pitcher to record five double-digit strikeout games in one season

CLUB SEASON RECORDS**LONGEST WINNING STREAK:**

<u>Games</u>	<u>Dates</u>
12	July 26-Aug. 6, 2013
10	May 9-19, 2023
9	April 7-17, 2018
9	May 29-June 7, 2012
9	Aug. 2-12, 2005
9	Aug. 17-26, 1999
8	Aug. 7-14, 1998
7	April 22-30 (G1), 2023
7	June 30-July 6, 2016
7	June 8-15, 2015
7	Aug. 15-21, 2013
7	April 26-May 2, 2013
7	April 7-13, 2008
7	May 28-June 3, 2005
6	Aug. 16-22, 2024
6	July 22-28, 2023
6	June 29-July 4, 2023
6	April 1-7, 2023
6	July 18-24, 2019
6	May 29-June 4, 2019
6	April 25-30, 2018
6	June 22-27, 2017
6	June 8-14, 2017
6	Aug. 30-Sept. 5, 2016
6	Aug. 9-15, 2016
6	Aug. 26-31, 2012
6	May 10-17, 2012
6	Aug. 25-30, 2011
6	April 13-18, 2010
6	Aug. 11-17, 2009
6	June 20-26, 2009
6	June 26-July 1, 2007
6	May 29-June 3, 2006
6	May 18-24, 2004
6	Aug. 14-19, 2003
6	June 28-July 3, 2003
6	Aug. 19-25, 2001
6	July 22-27, 2000

LONGEST LOSING STREAK:

<u>Games</u>	<u>Dates</u>
13	June 15-27, 2005
10	Aug. 3-13, 2012
9	April 29-May 7, 2006
9	June 9-18, 2000
8	June 14-21, 2001
8	Aug. 25-Sept. 1, 1998

LONGEST HOME WINNING STREAK:

<u>Games</u>	<u>Dates</u>
17	July 26-Aug. 20, 2013
15	April 10-May 6, 2018
14	May 10-June 7, 2012
13	Aug. 12-Sept. 2, 1999@
8	June 13-28, 2010
8	July 25-Aug. 11, 2005
7	July 17 - Aug. 3, 2015
7	June 11-20, 2015
7	April 25-May 2, 2013
7	June 20-July 5, 2009
7	May 8-27, 1998
6	July 9-24, 2016
6	Aug. 17-31, 2012
6	June 20-July 8, 2011
6	May 2-11, 2011
6	April 13-26, 2010
6	July 23-Aug. 5, 2006
6	May 16-June 3, 2006
6	Aug. 12-21, 2000

@Streak extended to the end of the regular season; RedHawks won first two regular-season games the following year.

LONGEST HOME LOSING STREAK:

<u>Games</u>	<u>Dates</u>
9	June 18-July 6, 2018
9	June 15-27, 2005
8	July 2-25, 2001
7	July 29-Aug. 13, 2012
7	July 30-Aug. 14, 2007
6	June 3-13, 2011
6	April 16-22, 2011
6	May 15-June 2, 2010
6	Aug. 21-Aug. 30, 1998
6	June 27-July 1, 1998
5	Aug. 22-26, 2023
5	June 5-9, 2019
5	May 1-8, 2019
5	April 17-21, 2019
5	Aug. 4-8, 2015
5	June 1-5, 2015
5	May 8-11, 2008
5	July 5-July 12, 2007
5	June 24-28, 2006
5	July 3-17, 2005
5	July 26-Aug. 8, 2003
5	April 22-May 1, 2003
5	July 30-Aug. 11, 2000

LONGEST ROAD WINNING STREAK:

<u>Games</u>	<u>Dates</u>
12	June 29-July 28, 2023
9	May 29-June 15, 2019
8	April 11-26, 2024
7	May 9-23, 2023
7	April 6-16, 2014
7	May 28-June 3, 2005
6	July 13-21, 2018>
6	Aug. 22-Sept. 5, 2016
6	July 31-Aug. 23, 2015
6	May 29-June 12, 2006
6	Aug. 19-25, 2001
5	Sept. 9-21, 2023
5	Sept. 15-20, 2022
5	April 15-20, 2022
5	Sept. 13-25, 2021
5	April 12-16, 2017
5	June 6-19, 2016
5	May 22-26, 2015
5	Aug. 14-18, 2014
5	July 8-19, 2012
5	July 12-23, 2008
5	June 27-July 1, 2007
5	Aug. 21-25, 2005
5	Aug. 1-14, 2004
5	July 17-July 29, 2003
5	May 2-6, 2003

>Streak includes "road" game played at Chickasaw Bricktown Ballpark 4-17-18 (G1) @ New Orleans (Makeup of postponed game 7-2-18 in New Orleans).

LONGEST ROAD LOSING STREAK:

<u>Games</u>	<u>Dates</u>
10	Aug. 25-Sept. 6, 2009
10	June 14-July 5, 2001
9	April 20-May 7, 2006
9	June 9-22, 2000
7	May 13-24, 2007
7	Aug. 19-Sept. 3, 2006
6	June 26-July 1, 2024
6	Aug. 3-8, 2012
6	July 4-9, 2003
6	Aug. 4-8, 2000
6	June 25-30, 1999



INDIVIDUAL SEASON RECORDS - BATTING

MOST HITS - SEASON:

Hits	Player	Season
161	Jimmy Paredes	2012
153	Anderson Hernandez	2011
153	Esteban German	2005
153	Bret Barberie	1998
152	Andre Lipcius*	2024
150	Tom Quinlan	1998
149	Andy Barkett	1999
148	Jon Shave	2000
147	Drew Avans	2024
146	Jason Botts	2005
145	Ian Kinsler	2005
144	Freddy Guzman	2007
143	Ruben Sierra	2000
142	Tug Hulett	2007
142	Pete Zoccolillo	2004
141	Scott Sheldon	1999
139	Adrian Gonzalez	2004
138	Chad Allen	2004
138	Jason Conti	2004
138	Kelly Dransfeldt	2001
137	Ronny Torreyes	2014
137	Nate Gold	2007
137	Travis Hafner	2002
136	Alex Verdugo	2017
136	Esteban German	2010
136	Ryan Roberts	2008
135	Jason Hart	2002
134	Jason Martin	2022
134	Joaquin Arias	2009
133	Kody Hoese	2024
133	Miguel Vargas	2022
132	Joaquin Arias	2006
131	Domingo Santana	2014
131	Nelson Cruz	2008
131	Mike Zywica	1999

MOST HOME RUNS - SEASON:

HR	Player	Season
37	Nelson Cruz	2008
35	Mike Hessman*	2012
33	Ryan Ward*	2024
32	Jason Martin*	2022
31	Edwin Rios	2019
29	Scott Sheldon	1998
28	Matt Davidson	2021
28	Scott Sheldon	1999
27	Michael Busch	2023
26	Nate Gold	2007
25	Andre Lipcius	2024
25	Ryan Noda	2022
25	Jason Botts	2005
25	Jason Hart	2002
24	O'Koyea Dickson	2017
23	Kyle Garlick	2019
23	Willie Calhoun	2017
23	Corey Brown	2016
23	Nate Gold	2008
23	Ian Kinsler	2005
23	Pete Zoccolillo	2004
23	Carlos Peña	2001
21	Ryan Ward	2023
21	Michael Busch	2022
21	Rob Segedin	2016
21	Jason Hart	2003
21	Travis Hafner	2002
21	Pedro Valdes	1999
21	Warren Newson	1998
20	Will Smith	2019
20	Kyle Jensen	2015
20	Brad Snyder	2012
20	Craig Monroe	2001

* Led League

MOST TRIPLES - SEASON:

Triples	Player	Season
12	Drew Avans*	2022
10	Joaquin Arias	2006
9	Rob Segedin	2016
9	Scott Schebler	2015
9	Joaquin Arias	2008
8	Drew Avans	2024
8	Jonathan Villar	2013
8	Greg Golson	2009
8	Ryan Roberts	2008
8	Freddy Guzman	2007
7	Ryan Ward	2024
7	Corey Brown	2016
7	Jimmy Paredes	2012
7	J.B. Shuck	2011
7	John Mayberry	2008
7	Jason Botts	2005
7	Kelly Dransfeldt	2002
6	Ryan Ward	2023
6	James Outman	2022
6	Trayce Thompson	2017
6	Jimmy Paredes	2013
6	Tommy Manzella	2011
6	Manny Alexander	2005
6	Esteban German	2005
6	David Newhan	2004
6	Manny Alexander	2003
6	Scarborough Green	1999
6	Marc Sagmoen	1998

* Led League

MOST DOUBLES - SEASON:

Doubles	Player	Season
38	Carlos Peña	2001
37	Pete Zoccolillo	2004
36	Jason Botts	2007
36	Bret Barberie	1998
35	Tom Evans	1999
35	Scott Sheldon	1999
33	Devin Mann	2023
33	Brandon Laird	2013
33	Tom Quinlan	1998
32	Kody Hoese	2024
32	Michael Busch	2022
32	Miguel Vargas	2022
32	Hank Blalock	2002
32	Jason Hart	2002
32	Andy Barkett	1999
32	Les Norman	1998
31	Chris Davis	2010
31	Tug Hulett	2007
31	Jason Botts	2005
31	Mike Zywica	1999
31	Scott Sheldon	1998



Jimmy Paredes holds the OKC record for most hits in a season, collecting 161 hits in 2012

INDIVIDUAL SEASON RECORDS - BATTING**Most RBI - SEASON:**

RBI	Player	Season
107	Jason Martin*	2022
103	Nate Gold	2007
102	Jason Botts	2005
101	Ryan Ward	2024
99	Nelson Cruz	2008
97	Scott Sheldon	1999
97	Tom Quinlan	1998
96	Pete Zoccolillo	2004
96	Scott Sheldon	1998
95	Ryan Ward	2023
94	Ian Kinsler	2005
91	Edwin Rios	2019
90	Michael Busch	2023
90	Ryan Noda	2022
90	Nate Gold	2008
89	Andre Lipcius	2024
88	Adrian Gonzalez	2004
83	Jason Hart	2002
82	Miguel Vargas	2022
82	Jason Hart	2003
82	Ruben Sierra	2000
81	Matt Davidson	2021
81	Domingo Santana	2014
80	Chris Davis	2010
80	Adam Hyzdu	2006
79	Kody Hoes	2024
79	Michael Busch	2022
79	Brandon Laird	2013
79	Mike Zywicka	1999
78	Mike Hessman	2012
78	Jason Botts	2007
78	Pedro Valdes	2000
77	Travis Hafner	2002
76	O'Koyea Dickson	2017
76	Andy Barkett	1999

* Led League

Most RUNS SCORED - SEASON:

Runs	Player	Season
105	Drew Avans*	2024
103	Esteban German	2005
102	Ian Kinsler	2005
100	Jason Martin	2022
100	Miguel Vargas	2022
95	Tug Hulett	2007
95	Drew Avans	2023
94	Drew Avans	2022
94	Scott Sheldon	1999
93	Nelson Cruz	2008
93	Jason Botts	2005
92	Jimmy Paredes	2012
92	Freddy Guzman	2007
87	Ryan Ward	2023
87	Michael Busch	2022
86	Andre Lipcius	2024
86	Ryan Noda	2022
85	Michael Busch	2023
85	Jon Shave	2000
84	Tom Evans	1999
83	Pete Zoccolillo	2004
82	Connor Joe	2019
81	Cliff Brumbaugh	2000
80	Jason Conti	2005
80	Mike Zywicka	1999
79	Esteban German	2010
79	Travis Hafner	2002
78	Ryan Ward	2024
78	Jason Hart	2002
76	Kody Hoes	2024
76	Kelly Dransfeldt	2001
75	Brandon Laird	2013
75	Chad Allen	2004
75	Warren Newson	1998
75	Tom Quinlan	1998

Most WALKS - SEASON:

BB's	Player	Season
92	Ryan Noda*	2022
85	Cliff Brumbaugh	2000
81	Jason Botts	2007
80	Drew Avans	2024
80	Carlos Peña	2001
79	Travis Hafner	2002
77	Drew Avans	2023
75	Yonny Hernández	2023
74	Adam Hyzdu	2006
72	Connor Joe	2019
72	Brandon Boggs	2010
71	Miguel Vargas	2022
68	Andre Lipcius	2024
68	Ryan Ward	2023
68	Jason Martin	2022
68	Jason Hart	2002
67	Ryan Roberts	2008
67	Jason Botts	2005
66	Tom Evans	1999
66	Warren Newson	1998
65	Michael Busch	2023
65	Esteban German	2009
65	Esteban German	2005
65	Pete Zoccolillo	2004
64	Domingo Santana	2014
64	Esteban German	2010
64	Tug Hulett	2007
64	Jeff Pickler	2003
63	Jason Ellison	2008
62	Freddy Guzman	2007
62	Scott Sheldon	1998



Drew Avans set OKC's single-season record for runs scored with a league-leading 105 runs scored during the 2024 season.



INDIVIDUAL SEASON RECORDS - BATTING**MOST STOLEN BASES - SEASON:**

SB's	Player	Season
56	Freddy Guzman*	2007
50	Esteban German	2010
43	Esteban German*	2005
40	Drew Avans	2022
37	Jimmy Paredes	2012
35	Drew Avans	2024
35	Esteban German	2009
32	Darnell Sweeney	2015
32	Jeff Pickler	2003
31	Austin Wates++	2014
31	Jonathan Villar	2013
31	Freddy Guzman+	2006
27	Manny Alexander	2005
27	Manny Alexander	2003
26	Micah Johnson	2016
26	Joaquin Arias	2006
26	Scarborough Green	1999
25	Julio Borbon	2009
24	Jonathan Villar	2014
24	Joaquin Arias	2009
24	Nelson Cruz	2008
23	Drew Avans	2023
23	Joaquin Arias	2008
22	George Springer	2013
21	Anderson Hernandez	2011
20	Ryan Noda	2022
20	Brian Bogusevic	2011
20	J.B. Shuck	2011
20	Greg Golson	2009
20	Tug Hulett	2007
19	Drew Avans	2021
19	Che-Hsuan Lin	2013
19	Ian Kinsler	2005
18	Tim Locastro	2018
18	Austin Barnes	2016
18	Luis Durango	2011
18	Chad Allen	2004
17	Jeff Pickler	2002
16	Trey Sweeney	2024
16	Miguel Vargas	2022
16	Trevor Crowe	2013
16	Jake Elmore	2013
16	Jimmy Paredes	2013
16	Brad Snyder	2012
16	Anthony Webster	2006
15	Scott Schebler	2015
15	Robbie Grossman	2013
15	Ryan Roberts	2008
15	Ramon Nivar	2004
15	Jeff Pickler	2004

* Led League

+ Had 11 SB with Portland; led league with 42

++ Had six SB with New Orleans; led league with 37

MOST STRIKEOUTS - SEASON:

K's	Player	Season
162	Ryan Noda*	2022
157	Drew Avans	2024
157	Ryan Ward	2023
155	Corey Brown	2016
155	Tom Quinlan	1998
153	Edwin Rios	2019
152	Jason Botts	2005
149	Domingo Santana	2014
145	Andre Lipcius	2024
143	Scott Sheldon	1998
141	Ryan Ward	2024
136	Mike Hessman	2012
135	Jason Martin	2022
133	Kelly Dransfeldt	2002
132	Drew Avans	2023
131	Michael Busch	2022
129	Drew Avans	2022
127	Carlos Peña	2001
123	Kelly Dransfeldt	2000
123	Mike Zywica	2000
122	Jason Hart	2002
121	Nate Gold	2008
119	Mike Zywica	1999
118	Trey Sweeney	2024
117	Koby Clemens	2011
116	Tommy Manzella	2011
116	Jason Conti	2005
116	Kelly Dransfeldt	2001
114	Greg Golson	2009
114	Tug Hulett	2007
112	Scott Sheldon	1999

* Led League



INDIVIDUAL SEASON RECORDS - PITCHING**MOST STARTS - SEASON:**

<u>Starts</u>	<u>Pitcher</u>	<u>Season</u>
27	Matt Perisho	1999
26	Brandon Knight	1999
25	Wilmer Font	2017
25	Justin Masterson	2017
24	Elizardo Ramirez	2009
24	Ryan Snare	2004
24	Joaquin Benoit	2001
24	R.A. Dickey	2001
24	Brady Raggio	1999
24	Terry Clark	1998

MOST INNINGS PITCHED - SEASON:

<u>Innings</u>	<u>Pitcher</u>	<u>Season</u>
168.0	Brady Raggio	1999
165.1	Terry Clark	1998
163.0	R.A. Dickey	2001
163.0	Brandon Knight	1999
160.0	Elizardo Ramirez	2008
158.1	R.A. Dickey	2000
156.1	Matt Perisho	1999
154.0	R.A. Dickey	2002
143.2	Derek Lee	2006
142.0	Elizardo Ramirez	2009
141.2	Justin Masterson	2017
140.1	Brian Sikorski	2000
137.1	Ryan Snare	2004
135.0	Rudy Owens	2014
134.1	Wilmer Font	2017
134.0	Asher Wojciechowski	2013
131.2	R.A. Dickey	2006
131.0	Michael Kirkman	2010
131.0	Joaquin Benoit	2001
129.2	Andy Van Hekken	2011
129.0	Jeff Granger	1998

MOST APPEARANCES - SEASON:

<u>App.</u>	<u>Pitcher</u>	<u>Season</u>
59	Brad Clontz	2004
58	Brian Schlitter	2018*
57	Joe Broussard	2018
57	Jose Veras	2005
56	Ross Wolf	2011
54	Kevin Quackenbush	2019*
54	Jacob Rhame	2016
54	Jason Stoffel	2014
54	Erasmio Ramirez	2006
53	John Rooney	2024
51	Daniel Zamora	2022
50	Clay Rapada	2010
50	Bill White	2008
49	Caron Fulmer	2022
49	Willie Eyre	2010
48	James Pazos	2021
48	Keith Stamler	2004
47	Wander Suero	2023
47	Marshall Kasowski	2022
47	Jaime Schultz	2019
47	Kea Kometani	2008
47	Franklyn German	2007
46	Bryan Hudson	2023
46	Josh Sborz	2019
46	Jose Valdez	2012
46	Kevin Walker	2006
46	Jeremi Gonzalez	2002
45	Kevin Quackenbush	2021
45	Pat Venditte	2018
45	Kevin Chapman	2013
45	Dean Mitchell	2000
45	Eric Moody	1998
44	Joe Broussard	2017
44	Eric Berger	2013
44	Jason Stoffel	2013
44	Wes Littleton	2008
43	Kevin Chapman	2014
43	Josh Zeid	2013
43	Mark Hamburger	2012
43	Brian Gordon	2009
43	Michael Tejera	2005
43	Ray Beasley	2003
42	Kevin Gowdy	2024
42	Warner Madrigal	2009
42	Allen McDill	1999

* Led League



INDIVIDUAL SEASON RECORDS - PITCHING

Most Wins - Season:

Wins	Pitcher	Season
15	Matt Perisho	1999
13	Michael Kirkman	2010
12	Terry Clark	1998
11	Justin Masterson*	2017
11	Zach Lee	2015
11	Ryan Snare	2004
11	R.A. Dickey	2001
10	Austin Bibens-Dirkx	2021
10	Wilmer Font	2017
10	Joe Wieland	2015
10	Elizardo Ramirez	2008
10	R.A. Dickey	2005
10	Brian Sikorski	2000
9	Ryan Pepiot	2022
9	Manny Bañuelos	2018
9	Nick Tropeano	2014
9	Asher Wojciechowski	2013
9	Andy Van Hekken	2011
9	Elizardo Ramirez	2009
9	Mike Wood	2007
9	R.A. Dickey	2006
9	John Wasdin	2005
9	Joaquin Benoit	2001
9	Brandon Knight	1999

*Led League

Most Losses - Season:

Losses	Pitcher	Season
12	Derek Lee	2006
12	Corey Lee	2000
11	Elizardo Ramirez	2009
11	Brady Raggio	1999
10	Ryan Rowland-Smith	2011
10	Alfredo Simon	2007
10	Robert Ellis	2003
9	Dennis Santana	2019
9	Sergio Perez	2011
9	Omar Beltre	2010
9	Bryan Corey	2009
9	Dan Murray	2003
9	R.A. Dickey	2000
9	Brian Sikorski	2000
8	Daniel Corcino	2019
8	Wilmer Font	2017
8	Fabio Castillo	2017
8	Paul Clemens	2012
8	Michael Ballard	2010
8	R.A. Dickey	2006
8	Mario Ramos	2002
8	Brandon Knight	1999
8	Jeff Granger	1998
8	Barry Johnson	1998

Most Saves - Season:

Saves	Pitcher	Season
24	Jose Veras	2005
23	Kevin Quackenbush*	2021
21	Brian Schlitter	2018
21	Jose Valdez	2012
18	Brad Clontz	2004
18	Allen McDill	1999
17	Wander Suero*	2023
17	Warner Madrigal	2009
15	David Aardsma	2015
14	Jeremi Gonzalez	2002
13	Jose Valdez	2013
13	Josh Zeid	2013
13	Pedro Strop	2010
12	Carson Fulmer	2022
12	Juan Gonzalez	2015
12	Eric Moody	1998
11	Kevin Quackenbush	2019
11	Jason Stoffel	2014
10	Michael Petersen	2024
10	Joe Broussard	2018
10	Rosman Garcia	2003
10	Brandon Villafuerte	2001
9	Kevin Chapman	2014
9	David Carpenter	2011
9	Jose Valdez	2011
9	Erasmio Ramirez	2006
9	Todd Williams	2004
9	Steve Frey	1999
9	Jimmy Myers	1998

*Led League

Most Strikeouts - Season:

K's	Pitcher	Season
178	Wilmer Font*	2017
150	Matt Perisho	1999
142	Joaquin Benoit	2001
140	Justin Masterson	2017
130	Michael Kirkman	2010
130	Edinson Volquez	2006
127	Manny Bañuelos	2018
125	Aaron Wilkerson*	2021
120	Gavin Stone	2023
120	Nick Tropeano	2014
120	R.A. Dickey	2001
119	Jharel Cotton	2016
115	Yefry Ramirez	2021
114	Ryan Pepiot	2022
114	Brady Raggio	1999
111	Jose De Leon	2016
111	Andy Van Hekken	2011
108	Jon Duplantier	2022
109	R.A. Dickey	2002
107	Guillermo Moscoso	2010
106	Aaron Myette	2002
105	Daniel Corcino	2019
105	Dennis Santana	2019
104	Rudy Owens	2014
104	Asher Wojciechowski	2013
103	Joaquin Benoit	2002
102	Daniel Corcino	2018
102	Mike Foltyniewicz	2014
99	Brian Sikorski	2000
97	Brandon Knight	1999
95	Beau Burrows	2022
95	Terry Clark	1998
94	Jeff Granger	1998
94	Jonathan Johnson	1998

*Led League

Most Walks - Season:

BB	Pitcher	Season
87	Corey Lee	2000
78	Matt Perisho	1999
73	Joaquin Benoit	2001
72	Edinson Volquez	2006
68	Michael Kirkman	2010
66	Justin Masterson*	2017
65	R.A. Dickey	2000
61	Andre Jackson	2022
61	Daniel Corcino	2019
60	Beau Burrows	2022
60	Brian Sikorski	2000

*Led League



INDIVIDUAL CAREER RECORDS - BATTING

MOST GAMES - CAREER:

Games	Player	Seasons
502	Kelly Dransfeldt	1999-2002
471	Drew Avans	2021-24
359	Jason Hart	2002-03; 2006
349	Joaquin Arias	2007-09
348	Esteban German	2005; 2009-10
334	O'Koyea Dickson	2015-17
321	Manny Alexander	2003-05
320	Chris Demetral	1998-2001
316	Jason Botts	2005-08
307	Jeff Pickler	2002-04
297	Drew Meyer	2005-08
291	Edwin Rios	2017-19; 2022
274	Nate Gold	2007-09
261	Mike Zywica	1999-2000
259	Ryan Ward	2023-24
255	Marc Sagmoen	1998-99; 2001
253	Scott Sheldon	1998-99
225	Andy Barkett	1998-2000
223	J.B. Shuck	2011-12
221	Jason Conti	2004-05
215	Gregorio Petit	2010; 2014
214	Miguel Vargas	2022-24
214	Brandon Boggs	2008-10
212	Hunter Feduccia	2022-24
212	Adrian Gonzalez	2004-05; 2017
210	Jimmy Paredes	2012-13
209	Michael Busch	2022-23
208	Alex Verdugo	2017-18
202	Freddy Guzman	2006-07
202	Pedro Valdes	1999-2000
199	Jake Peter	2018-19
189	Austin Barnes	2015-16, 2019
185	Cliff Brumbaugh	1999-2001
185	Marshall McDougall	2003-06
184	Gerald Laird	2003-05; 2008
181	Jason Jones	2003-04
178	Charlie Culberson	2016-17
178	Chris Davis	2008-10
178	Kyle Garlick	2018-19
176	Zach Reks	2019, 2021
175	Danny Ardoin	2002-04
174	Brett Wallace	2011-13
167	Casey Benjamin	2008-09
164	Mike Lamb	1999-2003
163	Carlos Perez	2013-14
163	Rob Segedin	2016-18
159	Ryan Ludwick	2002-03
158	Omar Estévez	2021-22
155	Nelson Cruz	2007-10
154	Connor Joe	2018-19
154	Darnell Sweeney	2015; 2017
145	Mike Hubbard	1999; 2001
144	Andy Burns	2021-22
144	Ian Kinsler	2005-07
142	Marc Krauss	2012-14
142	Jonathan Villar	2013-14
141	R.A. Dickey	1999-03; 05-06
140	Andre Lipcius	2024

MOST GAMES - CAREER, CONT.:

Games	Player	Seasons
139	Ronny Torreyes	2014-15
138	Kyle Farmer	2017-18
137	Tom Quinlan	1998
136	Anderson Hernandez	2011
136	Dave Meliah	2001-03
136	Ramon Nivar	2003-04
136	Henry Ramos	2017-18
136	Ruben Sierra	2000-01

MOST HITS - CAREER:

Hits	Player	Seasons
462	Drew Avans	2021-24
448	Kelly Dransfeldt	1999-2002
413	Esteban German	2005; 2009-10
396	Joaquin Arias	2006-09
349	Manny Alexander	2003-05
348	Jason Botts	2005-08
342	Jason Hart	2002-03; 2006
336	Jeff Pickler	2002-04
308	O'Koyea Dickson	2015-17
299	Edwin Rios	2017-19; 2022
279	Nate Gold	2007-09
277	Esteban German	2005; 2009
267	Scott Sheldon	1998-99
257	Jason Conti	2004-05
256	Chris Demetral	1998-2001
255	Jimmy Paredes	2012-13
254	Adrian Gonzalez	2004-05; 2017
249	Alex Verdugo	2017-18
248	Ryan Ward	2023-24
246	Drew Meyer	2005-08
246	Pedro Valdes	1999-2000
244	Michael Busch	2022-23
243	Miguel Vargas	2022-24
241	Mike Zywica	1999-2000
237	Andy Barkett	1998-2000
237	Marc Sagmoen	1998-99; 2001
221	Chris Davis	2008-10
215	Brandon Boggs	2008-10
215	Freddy Guzman	2006-07
214	Austin Barnes	2015-16, 2019
212	Gregorio Petit	2010; 2014
209	O'Koyea Dickson	2015-16
209	Marshall McDougall	2003-06
206	Hunter Feduccia	2022-24
206	Brett Wallace	2011-13
199	J.B. Shuck	2011-12
197	Chad Allen	2004-05
192	Nelson Cruz	2007-10
191	Cliff Brumbaugh	1999-2001
187	Jason Jones	2003-04
184	Zach Reks	2019, 2021
183	Ryan Ludwick	2002-03
179	Gerald Laird	2003-05; 2008
174	Rob Segedin	2016-18
168	Ruben Sierra	2000-01
167	Kyle Garlick	2018-19
165	Charlie Culberson	2016-17
161	Jimmy Paredes	2012
160	Ian Kinsler	2005-07



INDIVIDUAL CAREER RECORDS - BATTING

MOST HOME RUNS - CAREER:

HR's	Player	Seasons
60	Jason Hart	2002-03; 2006
59	Edwin Rios	2017-19; 2022
57	Scott Sheldon	1998-99
55	Jason Botts	2005-08
55	O'Koyea Dickson	2015-17
54	Ryan Ward	2023-24
52	Nelson Cruz	2007-10
51	Nate Gold	2007-09
48	Michael Busch	2022-23
40	Kelly Dransfeldt	1999-2002
40	Kyle Garlick	2018-19
38	Zach Reks	2019, 2021
37	Pedro Valdes	1999-2000
35	Miguel Vargas	2022-24
35	Mike Hessman	2012
32	James Outman	2022; 2024
32	Ryan Ludwick	2002-03
32	Jason Martin	2022
32	Marshall McDougall	2003-06
31	Drew Avans	2021-24
31	O'Koyea Dickson	2015-17
31	Adrian Gonzalez	2004-05; 2017
31	Marc Sagmoen	1998-99; 2001
28	Matt Davidson	2021
28	Rob Segedin	2016-18
27	Brett Wallace	2011-13
26	Manny Alexander	2003-05
26	Gerald Laird	2003-05
25	Andre Lipcius	2024
25	Ian Kinsler	2005-06
25	Ryan Noda	2022

MOST TRIPLES - CAREER:

Triples	Player	Seasons
26	Drew Avans	2021-24
22	Joaquin Arias	2006-09
17	Kelly Dransfeldt	1999-2002
16	Manny Alexander	2003-05
16	Esteban German	2005; 2009-10
13	Ryan Ward	2023-24
13	Drew Meyer	2005-08
13	Jimmy Paredes	2012-13
12	Jason Botts	2005-08
11	Jonathan Villar	2013-14
10	Andy Barkett	1998-2000
10	Brandon Boggs	2008-10
10	Freddy Guzman	2006-07
10	Jeff Pickler	2002-04
10	Marc Sagmoen	1998-99; 2001
10	J.B. Shuck	2011-12

MOST DOUBLES - CAREER:

Doubles	Player	Seasons
93	Kelly Dransfeldt	1999-2002
92	Jason Botts	2005-08
86	Drew Avans	2021-24
78	Edwin Rios	2017-19; 2022
77	O'Koyea Dickson	2015-17
73	Jason Hart	2002-03; 2006
69	Manny Alexander	2003-05
69	Esteban German	2005; 2009-10
66	Scott Sheldon	1998-99
62	Nate Gold	2007-09
61	Miguel Vargas	2022-24
61	Jeff Pickler	2002-04
58	Michael Busch	2022-23
57	Pedro Valdes	1999-2000
56	Mike Zywica	1999-2000
55	O'Koyea Dickson	2015-16
52	Jason Conti	2004-05
51	Andy Barkett	1998-2000
51	Ryan Ludwick	2002-03
50	Chris Davis	2008-10
49	Hunter Feduccia	2022-24
49	Ryan Ward	2023-24
49	Jimmy Paredes	2012-13
47	Marc Sagmoen	1998-99; 2001
46	Drew Meyer	2005-08
46	Alex Verdugo	2017-18
45	Austin Barnes	2015-16, 2019
45	Adrian Gonzalez	2004-05; 2017
45	Marshall McDougall	2003-06
44	Brandon Boggs	2008-10
44	Jason Jones	2003-04
44	Mike Lamb	1999-2003

MOST RBI - CAREER:

RBI	Player	Seasons
230	Jason Botts	2005-08
215	Kelly Dransfeldt	1999-2002
214	Edwin Rios	2017-19; 2022
210	Jason Hart	2002-03; 2006
208	Nate Gold	2007-09
196	Ryan Ward	2023-24
193	Scott Sheldon	1998-99
190	Drew Avans	2021-24
190	O'Koyea Dickson	2015-17
182	Esteban German	2005; 2009-10
169	Michael Busch	2022-23
164	Manny Alexander	2003-05
163	Miguel Vargas	2022-24
153	Adrian González	2004-05

MOST RUNS SCORED - CAREER:

Runs	Player	Seasons
345	Drew Avans	2021-24
251	Kelly Dransfeldt	1999-02
245	Esteban German	2005; 2009-10
218	Jason Botts	2005-08
194	Jeff Pickler	2002-04
182	Jason Hart	2002-03; 2006
181	O'Koyea Dickson	2015-17
181	Joaquin Arias	2006-09
181	Manny Alexander	2003-05
180	Miguel Vargas	2022-24
175	Edwin Rios	2017-19; 2022
172	Michael Busch	2022-23
168	Scott Sheldon	1998-99
159	Nate Gold	2007-09
165	Ryan Ward	2023-24
143	Jason Conti	2004-05
143	Chris Demetral	1998-01
142	Jimmy Paredes	2012-13

MOST STOLEN BASES - CAREER:

SB's	Player	Seasons
128	Esteban German	2005; 2009-10
117	Drew Avans	2021-24
87	Freddy Guzman	2006-07
74	Joaquin Arias	2006-09
64	Jeff Pickler	2002-04
62	Manny Alexander	2003-05
55	Jonathan Villar	2013-14
53	Jimmy Paredes	2012-13
40	Scarborough Green	1999-2000
39	Darnell Sweeney	2015; 2017
37	Kelly Dransfeldt	1999-2002
37	Jimmy Paredes	2012
35	Jonathan Villar	2013-14
32	Miguel Vargas	2023-24
31	Austin Barnes	2015-16, 2019
30	Austin Barnes	2015-16
30	Tim Locastro	2017-18
27	Chad Allen	2004-05
26	Nelson Cruz	2007-10
26	Micah Johnson	2016
26	Drew Meyer	2005-08
26	George Springer	2013-14
25	Julio Borbon	2009
25	Robbie Grossman	2013-14
23	Ryan Ward	2023-24
22	Ian Kinsler	2005-07
22	Gerald Laird	2003-05; 2008
22	J.B. Shuck	2011-12



INDIVIDUAL CAREER RECORDS - BATTING**MOST WALKS - CAREER:**

BB's	Player	Seasons
261	Drew Avans	2021-24
194	Esteban German	2005; 2009-10
188	Jason Botts	2005-08
156	Kelly Dransfeldt	1999-2002
155	Miguel Vargas	2022-24
152	Jeff Pickler	2002-04
145	Jason Hart	2002-03; 2006
138	Brandon Boggs	2008-10
137	Chris Demetral	1998-2001
134	Hunter Feduccia	2022-24
118	Cliff Brumbaugh	1999-2001
118	Scott Sheldon	1998-99
115	Michael Busch	2022-23
109	Ryan Ward	2023-24
114	Nate Gold	2007-09
105	Drew Meyer	2005-08
101	O'Koyea Dickson	2015-17
98	Freddy Guzman	2006-07
98	Edwin Rios	2017-19; 2022
97	Pedro Valdes	1999-2000
95	Manny Alexander	2003-05
95	J.B. Shuck	2011-12
94	Connor Joe	2018-19
94	Zach Reks	2019, 2021
92	Austin Barnes	2015-16, 2019
92	Ryan Noda	2022
90	Jason Jones	2003-04
89	Casey Benjamin	2008-09
88	Jon Singleton	2013-14
86	Alex Verdugo	2017-18
85	Jake Peter	2018-19
82	Andy Burns	2021-22
81	Andy Barket	1998-2000
81	Marc Krauss	2012-14
80	Nelson Cruz	2007-10
80	Carlos Peña	2001
79	Travis Hafner	2002
79	Mike Zywicka	1999-2000

MOST STRIKEOUTS - CAREER:

SO	Player	Seasons
480	Kelly Dransfeldt	1999-2002
477	Drew Avans	2022-24
371	Edwin Rios	2017-19; 2022
340	Jason Botts	2005-08
298	Ryan Ward	2023-24
289	Jason Hart	2002-03; 2006
255	Scott Sheldon	1998-99
242	Mike Zywicka	1999-2000
239	Nate Gold	2007-09
224	O'Koyea Dickson	2015-17
224	Drew Meyer	2005-08
219	Michael Busch	2022-23
214	Esteban German	2005; 2009-10
212	Zach Reks	2019, 2021
211	Brandon Boggs	2008-10
200	Jason Conti	2004-05
197	Marc Sagmoen	1998-99; 2001
196	Hunter Feduccia	2022-24
189	Kyle Garlick	2018-19
186	Manny Alexander	2003-05
184	Jake Peter	2018-19
173	Chris Davis	2008-10
168	Jimmy Paredes	2012-13
167	Jeff Pickler	2002-04
166	Miguel Vargas	2022-24
166	Joaquin Arias	2006-09
162	Ryan Noda	2022
158	Kevin Richardson	2008-09
156	Brett Wallace	2011-13
155	Danny Ardoin	2002-04
155	Corey Brown	2016
155	Tom Quinlan	1998
154	Jonathan Villar	2013-14
151	Chris Demetral	1998-2001
149	Domingo Santana	2014
148	Jason Jones	2003-04
148	Gregorio Petit	2010; 2014
147	Ryan Ludwick	2002-03
147	Marshall McDougall	2003-06
146	Omar Estévez	2021-22
145	Andre Lipcius	2024
144	James Outman	2022; 2024
141	Jon Singleton	2013-14
138	Andy Burns	2021-22
136	Mike Hessman	2012
135	Devin Mann	2022-23
135	Jason Martin	2022
133	Gerald Laird	2003-05; 2008
133	DJ Peters	2019, 2021
131	Nelson Cruz	2007-10
129	Charlie Culberson	2016-17
127	Casey Benjamin	2008-09
127	Carlos Peña	2001
124	Freddy Guzman	2006-07
122	Santiago Perez	2002; 2004



INDIVIDUAL CAREER RECORDS - PITCHING**MOST STARTS - CAREER:**

<u>Starts</u>	<u>Pitcher</u>	<u>Seasons</u>
106	R.A. Dickey	1999-2003; 2005-06
50	Elizardo Ramirez	2008-10
49	Brock Stewart	2016-19
47	Joaquin Benoit	2001-03; 05
46	Guillermo Moscoso	2009-10; 2018
44	Derek Lee	2005-08
43	Ryan Glynn	1999-2001
42	Matt Perisho	1998-99
40	Daniel Corcino	2018-19
40	Ryan Snare	2003-05
38	Doug Davis	1999-2003
38	Brandon Knight	1998-99
38	Josh Rupe	2005-07; 2009
37	Doug Mathis	2007-10
37	Brian Sikorski	2000-01
36	Brett Oberholtzer	2012-14
35	Rudy Owens	2012-15
35	Asher Wojciechowski	2013-14
34	John Wasdin	2004-06
33	Brock Stewart	2016-18
32	Paul Clemens	2011-14
32	Zach Lee	2015-16
32	Ryan Pepiot	2021-23
29	Yefry Ramirez	2021-22
29	Edinson Volquez	2006-07
27	Logan Bawcom	2016, 2018-19
28	Jake Buchanan	2012-14
28	Jonathan Johnson	1998-2000
28	Aaron Myette	2001-02
27	Colby Lewis	2002-03

MOST INNINGS PITCHED - CAREER:

<u>Innings</u>	<u>Pitcher</u>	<u>Seasons</u>
766.1	R.A. Dickey	1999-2003; 2005-06
354.2	Elizardo Ramirez	2008-10
279.0	Derek Lee	2005-08
270.2	Joaquin Benoit	2001-03; 2005; 2008
265.0	Guillermo Moscoso	2009-10; 2018
253.0	Ryan Glynn	1999-2001
252.2	Ryan Snare	2003-05
252.1	Doug Davis	1999-2003
246.2	Matt Perisho	1998-99
240.1	Brock Stewart	2016-19
240.0	John Wasdin	2004-06
236.1	Jonathan Johnson	1998-2000
233.0	Josh Rupe	2005-07; 2009
227.2	Brandon Knight	1998-99
227.2	Brian Sikorski	2000-01
222.2	Daniel Corcino	2018-19
220.1	Rudy Owens	2012-15
212.1	Doug Mathis	2007-10
210.0	Asher Wojciechowski	2013-14
201.0	Brett Oberholtzer	2012-14
191.0	Dan Murray	2002-03
187.0	Zach Lee	2015-16
185.1	Sergio Perez	2011-12
182.2	Paul Clemens	2011-14
176.0	Spike Lundberg	2001-03
176.0	Aaron Myette	2001-02
175.0	Eric Moody	1998-99

MOST APPEARANCES - CAREER:

<u>App.</u>	<u>Pitcher</u>	<u>Seasons</u>
141	R.A. Dickey	1999-2003; 05-06
131	Erasmus Ramirez	2002-05
124	Joe Broussard	2016-19
101	Jose Valdez	2011-13
99	Kevin Quackenbush	2019, 2021
98	Jason Stoffel	2013-14
95	Jacob Rhame	2016-17
88	Kevin Chapman	2013-14
87	A.J. Murray	2005; 2007-09
86	Warner Madrigal	2008-10
84	Eric Moody	1998-99
81	Elizardo Ramirez	2008-10
80	Wes Littleton	2006-08
80	Dan Murray	2002-03
79	Josh Sborz	2018-19
77	John Rooney	2023-24
76	Jonathan Johnson	1998-2000
71	Keith Stampler	2003-05
70	Steve Rowe	2005; 2007-08
69	Brian Schmack	2001-02
68	Willie Eyre	2009-10
66	Justin Hagenman	2022-23
64	Reynaldo Garcia	2002-03
62	Sergio Perez	2011-12
61	Brian Gordon	2008-09
60	Josh Rupe	2005-07; 2009
60	Josh Zeid	2013-14
59	Brad Clontz	2004
59	Victor González	2021-23
58	Gus Varland	2023-24
58	Justin Bruihl	2021-23
58	Rosman Garcia	2003-04
58	Marshall Kasowski	2021-23
58	Brian Schlitler	2018
57	Jose Veras	2005
57	Mark Washington	2022-23
54	Derek Lee	2005-08
54	Kevin Quackenbush	2019
54	Josh Ravin	2015-17
53	Tanner Roodson	2023-24
53	Rhiner Cruz	2012-14
53	Ricky Pickett	1998-99
53	Matt West	2015-16
52	Kameron Loe	2004-06; 2008
52	Ryan Snare	2003-05



INDIVIDUAL CAREER RECORDS - PITCHING**MOST WINS - CAREER:**

Wins	Pitcher	Seasons
49	R.A. Dickey	1999-2003; 05-06
24	Doug Davis	1999-2002
23	Matt Perisho	1998-99
23	Elizardo Ramirez	2008-10
20	Joaquin Benoit	2001-03; 2005; 2008
19	Elizardo Ramirez	2008-09
19	John Wasdin	2004-06
18	Jonathan Johnson	1998-2000
18	Zach Lee	2015-16
17	Paul Clemens	2011-14
16	Brian Sikorski	2000-01
16	Ryan Snare	2003-05
15	Guillermo Moscoso	2009-10; 2018
14	Doug Mathis	2007-10
14	Josh Rupe	2005-07; 2009
13	Michael Kirkman	2010
13	Eric Moody	1998-99
13	Erasmio Ramirez	2002-06
13	Jason Stoffel	2013-14
13	Asher Wojciechowski	2013-14
12	Jake Buchanan	2012-14
12	Terry Clark	1998
12	Daniel Corcino	2018-19
12	Ryan Glynn	1999-2001
12	Derek Lee	2005-08
12	Brett Oberholtzer	2012-14
12	Brock Stewart	2016-19
12	Edinson Volquez	2006-07
11	Logan Bawcom	2016, 2018-19
11	Justin Bruhl	2021-23
11	Brian Gordon	2008-09
11	Wes Littleton	2006-08
11	Kameron Loe	2004-06; 2008
11	Justin Masterson	2017
11	Aaron Myette	2001-02
11	Ryan Pepiot	2021-23
11	Steve Rowe	2005; 2007-08

MOST LOSSES - CAREER:

Losses	Pitcher	Seasons
40	R.A. Dickey	1999-2003; 2005-06
22	Elizardo Ramirez	2008-10
20	Derek Lee	2005-08
17	Jonathan Johnson	1998-2000
17	Josh Rupe	2005-07; 2009
16	Dan Murray	2002-03
16	Ryan Snare	2003-05
15	Brandon Knight	1998-99
15	Guillermo Moscoso	2009-10; 2018
15	Brett Oberholtzer	2012-14
14	Paul Clemens	2011-14
13	Doug Mathis	2007-10
13	Rudy Owens	2012-15
13	Brian Sikorski	2000-01
13	Asher Wojciechowski	2013-14
12	Logan Bawcom	2016, 2018-19
12	Eric Hurley	2007-08
12	Corey Lee	1999-2001
12	Matt Perisho	1998-99
12	Kevin Quackenbush	2019, 2021
11	Joaquin Benoit	2001-03; 2005
11	Jake Buchanan	2012-14
11	Daniel Corcino	2018-19
11	Andre Jackson	2021-23
11	Zach Lee	2015-16
11	Rudy Owens	2012-14
11	Sergio Perez	2011-12
11	Brady Raggio	1999
11	Mario Ramos	2002-03
11	Brock Stewart	2016-19



INDIVIDUAL CAREER RECORDS - PITCHING

MOST SAVES - CAREER:

<u>Saves</u>	<u>Pitcher</u>	<u>Seasons</u>
43	Jose Valdez	2011-13
34	Kevin Quackenbush	2019, 2021
24	Jose Veras	2005
23	Warner Madrigal	2008-10
21	Brian Schlitter	2018
20	Josh Zeid	2013-14
18	Brad Clontz	2004
18	Allen McDill	1999
17	Wander Suero	2023
16	Eric Moody	1998-99
15	David Aardsma	2015
15	Erasmo Ramirez	2002-06
14	Joe Broussard	2016-19
14	Jeremi Gonzalez	2002
13	Reynaldo Garcia	2002-03
13	Chin-Hui Tsao	2015-16
13	Josh Zeid	2013
12	Carson Fulmer	2022
12	Rosman Garcia	2003-04
12	Juan Gonzalez	2015
11	Kevin Chapman	2013-14
11	Kevin Quackenbush	2019
11	Jason Stoffel	2013-14
10	Michael Petersen	2024
10	Wes Littleton	2006-08
10	Brandon Villafuerte	2001

MOST STRIKEOUTS - CAREER:

<u>K's</u>	<u>Pitcher</u>	<u>Seasons</u>
477	R.A. Dickey	1999-2003; 2005-06
281	Joaquin Benoit	2001-03; 2005; 2008
232	Guillermo Moscoso	2009-10; 2018
226	Brock Stewart	2016-19
210	Matt Perisho	1998-99
207	Daniel Corcino	2018-19
207	Doug Davis	1999-2003
200	John Wasdin	2004-06
196	Edinson Volquez	2006-07
195	Jonathan Johnson	1998-2000
186	Ryan Pepiot	2021-23
185	Elizardo Ramirez	2008-10
182	Aaron Myette	2001-02
178	Wilmer Font	2017
173	Ryan Glynn	1999-2001
172	Brett Oberholtzer	2012-14
172	Brian Sikorski	2000-01
166	Joe Broussard	2016-19
166	Derek Lee	2005-08
163	Asher Wojciechowski	2013-14
160	Ryan Pepiot	2021-22
159	Brock Stewart	2016-18
150	Jon Duplantier	2022; 2024
149	Brandon Knight	1998-99
149	Chuck Smith	1999-2000



R.A. Dickey pitched for Oklahoma City from 1999-2003 and 2005-06



ADDITIONAL CLUB MARKS**GAMES OF 12-OR-MORE INNINGS:**

<u>Inn.</u>	<u>Date vs./@ opponent</u>	<u>Result</u>	<u>Ended on</u>
19	9-1-15 vs. Iowa	W, 6-4	Buck Britton's two-run walk-off homer ended the 5 hour-44 minute game, the longest ever at Chickasaw Bricktown Ballpark; 19-inning game was the first of a doubleheader; OKC won the second game, 3-1, as the teams combined to play 25.5 innings over 7 hours, 31 minutes.
19	8-26-02 @ Memphis	W, 4-3	Julio Mosquera singled in Hank Blalock after bullpen tossed 13 shutout innings
17	9-2-99 vs. New Orleans	W, 5-4	Scott Sheldon (in his final RedHawk game) singled home Marc Sagmoen
16	5-21-11 @ Sacramento	L, 3-2	Eric Sogard's single with two outs scored Shane Peterson for the win
15	8-6-16 vs. Round Rock	L, 5-4	Drew Robinson homered in the top of 15th to give Round Rock the lead after Express tied the game in top of ninth
15	8-19-15 vs. Reno	W, 8-5	Darwin Barney hit a three-run homer for the win; OKC scored three runs in bottom of ninth to force extras
15	4-25-13 vs. New Orleans	L, 10-8	RedHawks scored five runs in the ninth and two in 13th to tie; Kevin Mattison hit a game-winning two-run double in 15th
15	8-13-02 @ New Orleans	W, 3-1	Eric Cole and Scott Pose posted RBIs in the 15th; Zephyrs were shut out in final 14 innings
15	4-20-02 @ Nashville	L, 6-5	RedHawks failed to hold 5-2 lead in 14th; Jeff Pickler's throwing error brought in winning run
15	5-25-00 @ Memphis	L, 1-0	Pitcher Dean Mitchell's errant throw to third base scored the winning run
15	7-4-98 @ Iowa	L, 5-4	Jason Maxwell homered off John Powell
15	4-12-98 @ Albuquerque	W, 11-7	Four-run rally (no homers) in the top of the 15th off Matt Herges
14	5-2-17 vs. Colorado Springs	L, 8-6	Colorado Springs scored two runs in the top of the 14th inning to break a 6-6 tie with a RBI triple by Ivan De Jesus Jr. and a RBI single by Stephen Kohlscheen; Bobby Wilson's homer in the bottom of the ninth tied the game for OKC to force extras
14	8-29-13 vs. Nashville	W, 5-4	J. Paredes RBI single on 0-2 pitch with two outs in 12th tied; GW RBI double by J. Martinez
14	4-22-12 vs. Albuquerque	L, 11-10	Tim Federowicz's single scored Josh Fields
14	5-13-10 vs. Sacramento	L, 8-5	Michael Affronti's double scored Adrian Cardenas for the eventual winning run
14	7-16-09 @ Round Rock	W, 7-5	Kevin Richardson's leadoff HR in 14th provided winner, OKC blew 4-0 lead in seventh
14	7-1-09 @ Iowa	W, 1-0	Kevin Richardson singled in Brandon Boggs with two outs in 14th
14	5-9-02 vs. Las Vegas	L, 6-5	RedHawks blow 5-1 lead in seventh, Mike Kinkade singles in Joe Thurston in 14th
14	8-13-01 vs. Calgary	W, 10-9	Kelly Dransfeldt's two-out single scored Osmani Garcia
13	8-4-17 @ Las Vegas	L, 3-2	Las Vegas scores a walk-off win without a hit in the bottom of the 13th; OKC pitcher Edward Paredes hit a batter, then allowed three straight walks, including a bases-loaded walk to Phillip Evans that brought home the winning run; Max Muncy tied the game with a homer in the top of the ninth
13	4-23-16 @ Iowa	W, 6-4	Dodgers score two runs in the top of the 13th; Logan Bawcom pitches final three innings for the win
13	4-30-15 @ Iowa	W, 4-2	Dodgers score two runs in top of 13th; David Aardsma credited with the save
13	7-7-10 vs. Nashville	W, 5-4	In the second game of DH, Craig Gentry's single scored Herman Iribarren for the win
13	4-8-10 vs. Albuquerque	L, 6-3	Albuquerque scored three in the 13th — two on an OKC throwing error and the third on a wild pitch
13	7-7-08 vs. Albuquerque	W, 4-3	Bozied solo HR in the top of the 12th matched by Roberts HR in bottom of the 12th, Roberts BL single won it
13	4-6-06 vs. Memphis	W, 5-4	Season opener; Drew Meyer's single off Alan Benes brings home Nick Trzesniak
13	4-13-02 vs. Omaha	L, 5-4	Aaron Guiel's single scored winning run, Matt Skrmetta pitched four hitless innings to win
13	5-9-99 @ Colorado Springs	L, 8-7	Sky Sox scored two in the 13th off Allen McDill to erase a 7-6 Oklahoma lead
12	6-3-18 vs. Omaha	L, 8-5	Per new extra-inning rules in MiLB for 2018, each half inning started with a runner at second base. Omaha scored four runs on four hits, including two triples, in the top of the 12th. OKC scored one run in the bottom of the frame.

cont. on next page



ADDITIONAL CLUB MARKS

GAMES OF 12 OR MORE INNINGS, CONT...

Inn.	Date vs./@ opponent	Result	Ended on
12	4-27-17 @ Omaha	W, 3-2	OKC takes lead in the top of the 12th on a sacrifice fly by O'Koyea Dickson with the bases loaded to score Michael Ahmed and break a 2-2 tie; Ike Davis tied the game in the top of the ninth on a solo homer for OKC
12	7-18-16 @ Tacoma	L, 5-4	OKC scored one run in the top of the 12th; Tacoma answered with two runs in the bottom of the frame on an error & single for the win
12	6-15-16 vs. Omaha	L, 6-5	Omaha scored go-ahead run in the top of the 12th inning on an OKC fielding error
12	4-29-16 @ Omaha	W, 5-3	Dodgers scored two runs in top of the 12 on bases-loaded walks; Luis Avilan credited with the save
12	7-19-15 vs. Round Rock	W, 7-6	Scott Schebler lined a RBI double to secure a 7-6 walk-off win for the Dodgers
12	6-5-15 vs. Sacramento	L, 7-2	Sacramento scored five runs in the top of the 12th to break a 2-2 tie and sweep OKC
12	6-13-14 vs. Las Vegas	W, 6-5	Gregorio Petit homered into the OKC bullpen for a walk-off win; first pitch of AB with two outs
12	7-25-13 @ Omaha	L, 2-1	Falu scored on a sac fly to center by Ramirez
12	6-13-13 vs. Iowa	W, 9-8	Perez singled to right-center field to score Laird for the walk-off win
12	8-17-12 vs. Fresno	W, 3-2	Single by pitcher Brian Bass scores J.D. Martinez
12	6-7-11 vs. Memphis	L, 2-1	Aaron Luna's home run won the game
12	7-8-10 @ Round Rock	W, 7-6	Ryan Garko's single scored Jared Saltalamacchia for the eventual winning run
12	8-7-09 @ Sacramento	L, 4-3	Two OKC runs in ninth tie it, Frostad's E2 throw on attempted steal of third scored winner
12	7-23-09 @ New Orleans	W, 7-6	OKC blew 5-0 lead in fourth, Smoak drives in Golson with two outs in 12th
12	8-25-08 @ Round Rock	W, 5-4	Chris Shelton hits a HR to LF to lead off top of 12th to break a 4-4 tie
12	6-24-08 vs. Round Rock	W, 4-3	Maysonet single in 12th off Littleton put RR up, 3-2, Arias two-run HR after two out, 0 on vs. Regilio
12	5-15-08 @ Memphis	L, 6-4	Runs in eighth and ninth tied it, Mather two-run HR off Fukumori in 12th
12	7-13-07 vs. Round Rock	W, 9-8	Only win in stretch of losing eight of nine, OK run in ninth to tie, two-out rally in 12th, Cruz single
12	7-12-07 vs. Round Rock	L, 8-5	RR four Es, OK three; Quintero and Klassen four-hit games, three in top 12
12	6-14-05 vs. Omaha	W, 5-3	Last win before 13-game losing streak, Kinsler 2 HR, 5 RBIs, game-winning HR in 12th
12	5-17-05 @ Fresno	L, 11-10	Keith McDonald's ninth inning slam tied it 10-10, two-out single by Brian Dallimore in 12th
12	4-10-05 @ Memphis	W, 9-4	Laird HR tied it in ninth, five-run 12 off Brad Thompson included insurance three-run HR by Nix
12	8-19-04 @ Memphis	W, 5-4	Memphis tied it in ninth (solo HR) Chad Allen led off 12th with HR off Tim Young
12	7-18-04 vs. Albuquerque	W, 9-8	Jason Jones' two-run HR in ninth tied it 8-8, Pickler scored winner on Michalak throwing E
12	5-20-04 vs. Salt Lake	W, 4-3	Stingers scored three in ninth to force extra innings, Pickler singled, Newhan doubled in winner
12	8-29-03 vs. Iowa	L, 3-2	Mark Grudzielanek drove in the winning run after Iowa tied it in the ninth
12	5-21-03 @ Omaha	W, 4-3	Kevin Mench drove in Manny Alexander after Omaha tied it with two outs in the ninth
12	8-15-02 @ New Orleans	L, 6-5	Jason Hart's HR in the 12th put Oklahoma in front; Zephyrs answered with two in 12th
12	7-4-02 vs. Tacoma	L, 3-2	Scott Podsednik singled in Jermaine Clark with the decisive run
12	8-27-01 vs. New Orleans	W, 7-6	Osmani Garcia doubled in the winning run
12	7-25-01 vs. Las Vegas	L, 10-8	Danny Kolb allowed three runs in 12th, the only runs he allowed in 2001 (12 outings)
12	6-5-01 vs. Sacramento	W, 4-3	Jason Romano homered off Frank Lankford to end it
12	4-12-01 vs. Colo. Springs	W, 5-4	David Steed singled in winning run
12	8-7-00 @ Colo. Springs	L, 9-8	Shane Monahan homered off Johan Lopez in 12th
12	7-31-00 vs. Calgary	L, 4-3	Manny Martinez squeeze bunt with two out scored unearned winning run
12	8-25-98 @ Omaha	L, 3-2	Bret Barberie's error on a double play relay brought home winning run
12	7-19-98 vs. Vancouver	L, 6-3	Todd Greene hit a three-run homer off Ricky Pickett in the 12th
12	7-12-98 vs. Memphis	W, 7-3	Scott Sheldon belted a walk-off grand slam against Kevin Lovingier
12	6-30-98 vs. Albuquerque	L, 6-5	RedHawks rallied from 5-0 deficit after 4.5 innings to no avail
12	5-1-98 @ Las Vegas	L, 5-4	Jason Thompson's two-out single won it after RedHawks rallied from 4-0 deficit



ADDITIONAL CLUB MARKS**SERIES WINS BY SWEEP:**

<u>Date</u>	<u>Opponent</u>	<u>Games</u>	<u>Scores</u>
July 14-16, 2023	@ Sacramento	3	5-3 (10), 7-3, 6-4
May 9-14, 2023	@ Round Rock	6	4-1, 6-4, 9-5, 6-0, 2-1, 7-5
Sept. 26-28, 2022	vs. Salt Lake	3	5-1, 3-1, 3-2
July 22-24, 2022	vs. Sacramento	3	10-4, 8-4, 12-3
Aug. 7-9, 2019	vs. Tacoma	3	7-4, 7-3, 9-2
July 19-21, 2019	vs. San Antonio	3	11-3, 9-8, 12-8
June 12-14, 2019	@ Albuquerque	3	12-9, 10-0, 5-4
May 30-June 2, 2019	@ Memphis	4	10-8 (10), 6-2, 8-1, 8-2
July 24-26, 2018	vs. Albuquerque	3	3-1, 5-0, 4-1
April 25-29, 2018	vs. Iowa	5	6-3, 4-2, 4-1, 7-1, 5-3
April 13-16, 2018	vs. New Orleans	4	10-3, 3-2, 8-6 (10), 8-7 (10)
April 10-12, 2018	vs. Round Rock	3	8-7, 9-1, 3-1
June 22-25, 2017	vs. Nashville	4	14-5, 4-2, 4-1, 3-1
June 9-11, 2017	vs. Round Rock	3	12-6, 10-5, 10-7
May 15-17, 2017	vs. Sacramento	3	6-4, 5-2, 3-2
Sept. 2-5, 2016	@ Omaha	4	8-5, 3-0, 8-1, 10-8
Aug. 12-15, 2016	vs. El Paso	4	8-4, 4-2, 13-2, 8-1
July 4-6, 2016	vs. Colorado Springs	3	7-2, 6-5, 3-2
June 30-July 3, 2016	@ Nashville	4	7-3, 9-6, 5-1, 4-1
May 10-13, 2016	@ Round Rock	4	3-1, 9-5, 5-4, 11-7
Aug. 11-14, 2015	@ New Orleans	4	9-0, 5-2, 2-1, 6-4 (10)
June 30-July 3, 2015	@ Memphis	4	2-1, 3-2, 8-4, 3-2
June 11-14, 2015	vs. Nashville	4	3-1, 11-7, 6-4, 4-2
Aug. 24-27, 2014	vs. Albuquerque	4	6-3, 3-0, 13-6, 2-1
Aug. 2-5, 2014	vs. Colorado Springs	4	13-6, 8-1, 5-3, 7-3
April 7-10, 2014	@ New Orleans	4	6-4, 8-1, 3-2, 8-2
Aug. 16-20, 2013	vs. Albuquerque	5	3-2, 5-1, 5-4, 6-2, 6-5
Aug. 3-6, 2013	vs. Colorado Springs	4	24-5, 5-2, 6-2, 6-3
July 30-Aug. 2, 2013	vs. Reno	4	4-2, 4-3, 3-2, 7-6
July 26-29, 2013	vs. Iowa	4	10-6, 5-0, 4-3, 4-3
May 7-10, 2013	vs. Tacoma	4	6-1, 7-6 (10), 3-1, 1-0
April 29-May 2, 2013	vs. Nashville	4	9-8, 4-2, 6-2, 9-1
Aug. 27-30, 2012	vs. Albuquerque	4	6-1, 6-5, 11-0, 3-1
July 16-19, 2012	@ Omaha	4	16-6, 7-6 (10), 10-5, 9-8
June 2-5, 2012	vs. Iowa	4	11-8, 6-5, 6-5, 4-3
May 29-June 1, 2012	vs. Nashville	4	2-0 (5), 7-2, 4-1, 5-3
May 12-15, 2012	vs. Tucson	4	6-5, 6-5, 4-3, 7-4
April 18-20, 2012	@ Nashville	4	7-5, 4-3 (7), 4-2 (7), 2-1
July 22-25, 2011	vs. Memphis	4	5-2, 7-4, 7-0, 8-2
July 4-6, 2011	vs. Iowa	3	3-2, 7-6, 3-2
May 2-5, 2011	vs. Nashville	4	2-1, 12-4, 4-3 (10), 4-3
July 27-30, 2010	vs. Round Rock	4	5-3, 4-2, 8-1, 4-1
June 15-17, 2010	vs. New Orleans	4	7-6 (10), 4-1 (7), 7-0 (7), 8-5
Aug. 14-17, 2009	vs. Salt Lake	4	5-0, 4-3, 7-6, 2-1 (11)
July 20-23, 2009	@ New Orleans	4	3-1, 9-6, 5-1, 7-6 (12)
June 23-26, 2009	vs. Round Rock	4	2-1, 3-2, 3-1, 2-1
May 12-15, 2009	vs. Portland	4	2-1, 5-1, 7-2, 3-2
July 7-10, 2008	vs. Albuquerque	4	4-3 (13), 4-0, 3-1 (8), 3-2
June 9-12, 2008	vs. Nashville	4	5-2, 4-3, 8-6, 8-3
May 19-22, 2008	vs. New Orleans	3	12-3, 8-2, 6-2
April 7-10, 2008	vs. Nashville	4	6-1, 7-5, 2-1 (6), 11-4
June 27-29, 2007	@ Iowa	3	11-5, 10-5, 11-3
June 2-5, 2007	vs. Colorado Springs	4	6-1, 16-2, 5-4 (11), 5-4

cont. on next page



ADDITIONAL CLUB MARKS

SERIES WINS BY SWEEP, CONT.:

<u>Date</u>	<u>Opponent</u>	<u>Games</u>	<u>Scores</u>
Aug. 2-5, 2006	vs. Las Vegas	4	7-6 (11), 2-0, 2-0, 5-0
July 17-20, 2006	@ Iowa	4	3-1, 5-4, 7-4, 6-2
June 8-11, 2006	@ Omaha	4	5-3, 8-7, 1-0 (10), 4-2
May 30-June 2, 2006	vs. Albuquerque	4	3-2, 3-2 (11), 6-4, 4-1
April 6-9, 2006	vs. Memphis	4	5-4 (13), 9-5, 7-2, 7-6
Aug. 8-11, 2005	vs. Tacoma	4	9-8, 14-7, 9-1, 12-10
Aug. 4-6, 2005	vs. Portland	3	17-8, 5-2, 7-2
May 31-June 3, 2005	@ Iowa	4	9-2, 6-1, 5-3, 8-3
May 23-25, 2005	vs. Colorado Springs	4	11-1, 5-3, 3-1 (7), 6-4 (7) (played in OKC & Tulsa)
April 15-18, 2005	vs. Memphis	4	5-4 (11), 6-2, 7-3, 6-2s
Aug. 21-24, 2004	@ Nashville	4	4-2, 6-5, 10-7, 1-0
May 20-23, 2004	vs. Salt Lake	4	4-3 (12), 4-3, 7-5, 12-2
Aug. 15-18, 2003	vs. Fresno	4	9-0, 1-0, 2-1, 6-2
July 17-20, 2003	@ New Orleans	4	7-6, 2-0, 10-5, 6-2
June 30-July 3, 2003	vs. Memphis	4	4-3 (10), 8-4, 7-6, 5-4
May 2-5, 2003	@ Omaha	4	8-5, 3-0, 8-5 (7), 4-2 (7)
May 24-27, 2002	vs. Sacramento	4	4-3 (11), 9-7, 2-1, 4-2
April 26-29, 2001	vs. Iowa	4	5-2, 2-1, 5-4, 4-3 (10)
July 22-25, 2000	vs. Colorado Springs	4	5-4, 4-2, 6-4, 7-3
May 6-9, 2000	vs. Omaha	4	9-5, 12-10, 5-2, 3-2
Aug. 30-Sept. 2, 1999	vs. New Orleans	4	7-3, 6-5 (10), 9-8, 5-4 (17)
Aug. 21-24, 1999	vs. Nashville	4	10-9, 9-1, 11-8, 3-2
Aug. 17-20, 1999	vs. Las Vegas	4	5-2, 5-4 (10), 4-2, 3-2
April 28-30, 1999	vs. New Orleans	4	3-0, 7-5 (7), 7-5 (7), 8-4
Aug. 11-14, 1998	@ Calgary	4	8-7, 16-4, 12-5, 7-6
Aug. 7-9, 1998	vs. Colorado Springs	4	4-1 (7), 4-0 (7), 10-8 (10), 8-6
June 22-25, 1998	@ New Orleans	4	10-1, 8-5, 7-6, 10-9
May 9-12, 1998	vs. Salt Lake	4	7-6, 9-2, 9-2, 1-0
April 25-28, 1998	vs. Nashville	3	14-0, 5-1 (7), 14-4 (7)



Buck Britton hit a two-run walk-off home run in the 19th inning against Iowa Sept. 1, 2015 to end the longest game in Chickasaw Bricktown Ballpark history and give OKC a 6-4 win. The game lasted 5 hours, 44 minutes and was the first game of a doubleheader.

ADDITIONAL CLUB MARKS**SERIES LOSSES BY SWEEP:**

<u>Date</u>	<u>vs./@ opponent</u>	<u>Games</u>	<u>Scores</u>
Aug. 23-25, 2019	@ San Antonio	3	4-2, 15-3, 4-0
Aug. 19-21, 2019	vs. Nashville	3	11-5, 13-8 (7), 7-2 (series finale canceled due to rain)
May 1-2, 2019	vs. Round Rock	3	12-5 (7), 9-3 (7), 10-4 (10)
June 26-28, 2018	vs. Nashville	4	5-4, 5-4 (7), 1-0 (7), 10-9
May 12-14, 2018	@ Colorado Springs	3	2-1, 4-3, 8-5
May 31-June 3, 2016	vs. Iowa	3	6-11, 4-5, 5-7
May 23-26, 2016	@ Fresno	4	7-8, 3-14, 1-8, 4-5
July 4-6, 2015	vs. Omaha	3	4-7, 2-8, 7-10
June 2-5, 2015	vs. Sacramento	4	2-3, 3-7, 4-5, 2-7 (12)
Aug. 29-Sept. 1, 2014	@ Iowa	4	4-5 (11), 0-3, 8-11, 1-11
June 21-24, 2014	@ Tacoma	4	3-4 (11), 3-4 (10), 8-9 (10), 0-2
Aug. 10-13, 2012	vs. Sacramento	4	0-3, 3-5, 1-3, 5-8
Aug. 5-8, 2012	@ Salt Lake	4	4-6, 3-4 (10), 3-10, 7-8 (10)
July 20-23, 2012	@ Memphis	4	1-8, 2-6, 7-24, 8-9
May 4-7, 2012	@ Omaha	4	2-4, 9-10 (10), 7-10, 4-8
July 30-Aug. 2, 2011	vs. Omaha	4	4-5, 3-12, 0-2, 2-13
June 30-July 3, 2011	@ Memphis	4	1-3, 2-5, 1-5, 1-2
June 4-7, 2011	vs. Memphis	4	4-8, 2-3, 2-14, 1-2 (12)
April 19-22, 2011	vs. Round Rock	4	2-6, 3-5, 3-6, 1-2
July 24-26, 2010	at Memphis	4	1-2, 2-4 (7), 6-7, 2-5
May 15-18, 2010	vs. Fresno	4	0-2, 2-3 (7), 0-1 (7), 1-4
Aug. 27-30, 2009	@ Iowa	5	1-2 (7), 1-2 (7), 2-4, 4-7, 0-2
Aug. 18-21, 2009	vs. Colorado Springs	4	0-5, 3-13, 3-6, 1-4
Aug. 8-11, 2008	@ Albuquerque	4	4-5, 2-8, 5-13, 7-13
Aug. 27-30, 2007	vs. New Orleans	4	3-8, 4-6, 2-8, 4-6
Aug. 10-13, 2007	vs. Iowa	4	4-8, 1-12, 4-7, 2-10
May 21-24, 2007	@ Omaha	4	1-8, 3-8, 2-3 (8), 6-10 (7)
Aug. 19-22, 2006	@ Iowa	4	3-12, 1-5, 3-7, 3-5
June 30-July 3, 2006	@ New Orleans	4	1-2, 4-7, 1-6, 4-10
May 1-4, 2006	@ Round Rock	4	6-7, 4-7, 0-1, 3-5 (6)
April 14-17, 2006	@ Nashville	4	1-11, 6-11, 2-5, 7-8
July 14-17, 2005	vs. Round Rock	4	2-9, 7-8 (11), 3-5, 4-8
June 21-24, 2005	@ Iowa	4	4-5, 6-13, 2-14, 1-2
June 17-20, 2005	vs. New Orleans	4	5-7, 13-14, 4-7, 5-7
May 10-13, 2005	@ Sacramento	4	3-9, 6-9, 2-6, 5-8
June 10-13, 2004	vs. Iowa	4	2-3, 0-7, 6-10, 1-2
July 7-9, 2003	@ Memphis	3	1-2, 3-4, 0-6
July 4-6, 2003	@ Nashville	3	3-4, 4-11, 1-7
May 27-30, 2003	vs. Sacramento	4	4-9, 3-4, 5-6, 5-7
April 28-May 1, 2003	vs. Las Vegas	4	2-5, 5-7, 1-4, 6-11
July 12-15, 2001	vs. Nashville	4	4-13, 3-6, 4-5, 4-10
June 18-21, 2001	@ Portland	4	4-5, 5-7, 1-2 (10), 1-9
June 14-17, 2001	@ Tacoma	4	4-6, 3-4, 1-2 (10), 0-7
July 30-Aug. 2, 2000	vs. Calgary	4	1-6, 3-4 (12), 1-4, 3-9
July 4-6, 2000	vs. Nashville	3	0-3, 3-5, 1-9
June 13-16, 2000	@ Albuquerque	4	8-15, 7-8, 2-3, 3-13
June 9-12, 2000	@ Salt Lake	4	4-12, 4-7, 8-9, 6-18
May 23-26, 2000	@ Memphis	4	8-14, 4-5, 0-1 (15), 5-9
June 26-29, 1999	@ Tacoma	4	2-3, 3-5, 3-4, 2-5
June 12-15, 1999	@ Nashville	4	5-10, 5-6 (7), 2-4 (7), 3-6
Aug. 27-30, 1998	vs. Calgary	4	5-9, 7-9 (10), 5-6, 0-2
July 4-6, 1998	@ Iowa	4	4-5 (15), 6-7 (7), 1-2 (7), 6-11



ADDITIONAL CLUB MARKS**TRIPLE-A ALL-STAR GAME SELECTIONS**:**

2019	Kevin Quackenbush	Pitcher
	Will Smith	Catcher
2018	Manny Bañuelos	Pitcher
	Rocky Gale	Catcher
	Pat Venditte	Pitcher
	Alex Verdugo	Outfielder
2017	Willie Calhoun	Infielder
	Wilmer Font	Pitcher
	Alex Verdugo	Outfielder
	Madison Younginer	Pitcher
2016	Rob Segedin	Infielder
2015	Austin Barnes	Catcher
	Ryan Buchter	Pitcher
	Corey Seager	Infielder
	Franklin Stubbs	Coach
	Darnell Sweeney	Infielder
2014	Gregorio Petit	Infielder
	Max Stassi	Catcher
	Nick Tropeano	Pitcher
2013	Jarred Cosart	Pitcher
	Jason Stoffel	Pitcher
2012	Mike Hessman	Infielder
	Jimmy Paredes	Infielder
	Landon Powell	Catcher
2011	J.B. Shuck	Outfielder
	David Carpenter	Pitcher
2010	Chris Davis	Infielder
	Michael Kirkman	Pitcher
	Pedro Strop	Pitcher
2009	Esteban German*	Infielder
2008	Nelson Cruz	Outfielder
2007	Mike Wood	Pitcher
2006	Edinson Volquez	Pitcher
2005	Gerald Laird	Catcher
	Ian Kinsler	Infielder
	Esteban German	Shortstop
	Bobby Jones	Coach
2004	Pete Zoccolillo	Outfielder
2003	Jason Jones	Outfielder
2002	Hank Blalock	Infielder
	Aaron Myette	Pitcher
2001	Craig Monroe	Outfielder
2000	Ruben Sierra	Outfielder
	Pedro Valdes	Outfielder
1999	Scott Sheldon	Shortstop
	Mike Hubbard	Catcher
	Chuck Smith	Pitcher
	Greg Biagini	Manager
1998	Warren Newson	Outfielder
	Tom Brown	Pitching Coach

PCL POSTSEASON ALL-STAR SELECTIONS:

2024	James Outman	Outfielder
2023	Michael Busch	Infielder
	Gavin Stone	Pitcher
2022	Jason Martin	Outfielder
2018	Manny Bañuelos	Pitcher
	Alex Verdugo	Outfielder
2017	Wilmer Font	Pitcher
2016	Rob Segedin	Infielder
2015	Austin Barnes	Catcher
2010	Michael Kirkman	Pitcher
2009	Esteban German	Third Baseman
2008	Nelson Cruz	Outfielder, MVP
2004	Chad Allen	Outfielder
1999	Scott Sheldon	Shortstop
	Matt Perisho	Pitcher
	Greg Biagini	Manager
1998	Scott Sheldon	Shortstop

*All-Star Game MVP

**No Triple-A All-Star Game played since 2019

Prior to rejoining the PCL in 1998

1997	Hanley Frias
	Bubba Smith
1996	Lee Stevens
1995	John Marzano
1994	Rob Ducey
1993	Rob Ducey
1992	Monty Fariss
1991	Monty Fariss
	Rob Maurer
1990	Juan Gonzalez
1989	Scott Coolbaugh
1988	Tom O'Malley



ADDITIONAL CLUB MARKS

OTHER PCL AWARDS:

Award	Winner (stat)	Season
Most Valuable Player	Michael Busch Nelson Cruz	2023 2005
Pitcher of the Year	Wilmer Font Michael Kirkman	2017 2010
Manager of the Year	Damon Berryhill Greg Biagini	2015 1999
Executive of the Year	John Allgood	2005
Home Run Champion	Mike Hessman (35)	2012
ERA Champion	Aaron Wilkerson (3.86) Nick Tropeano (3.03)	2021 2014
Highest Pitcher Winning Percentage	Michael Kirkman (.813)	2010
PCL Top MLB Prospect	Miguel Vargas	2022

BASEBALL AMERICA MINOR LEAGUE PLAYER OF THE YEAR:

2019 Gavin Lux Infielder

BASEBALL AMERICA TRIPLE-A PLAYER OF THE YEAR:

2022 Miguel Vargas Infielder

BASEBALL AMERICA TRIPLE-A ALL-STARS:

2023 Michael Busch Infielder
2022 Miguel Vargas Infielder
2022 Ryan Pepiot Starting Pitcher

BASEBALL AMERICA MINOR LEAGUE ALL-STARS - FIRST TEAM:

2024 Dalton Rushing Outfielder

OKLAHOMA CITY PCL DIVISION TITLES:

2018 American Northern
2016 American Northern
2015 American Northern
2013 American Southern
2010 American Southern
2008 American Southern
2005 American Southern
2004 American Eastern
2002 American Eastern
1999 American Eastern

OKLAHOMA CITY PCL CONFERENCE TITLES:

2016 American
2008 American
1999 American

OKLAHOMA CITY PCL HALF-SEASON TITLES:

2023 PCL First Half

OKLAHOMA CITY PCL CHAMPIONSHIPS:

2023



Michael Busch received the PCL Most Valuable Player award in 2023.



Gavin Lux was named Baseball America Minor League Player of the Year in 2019.



Nelson Cruz received the PCL Most Valuable Player award in 2005



ADDITIONAL CLUB MARKS BY SEASON

OVERALL RECORD:

Season	Record	Games
2024	79-71	150
2023	90-58*^	148
2022	84-66	150
2021	67-62	129
2020	N/A	
2019	62-77	139
2018	75-65	140
2017	72-69	141
2016	81-60	141
2015	86-58*	144
2014	74-70	144
2013	82-62*	144
2012	78-65	143
2011	68-75	143
2010	73-70	143
2009	69-75	144
2008	76-68	144
2007	71-72	143
2006	74-70	144
2005	80-63*	143
2004	81-63	144
2003	70-72	142
2002	75-69	144
2001	74-69	143
2000	69-74	143
1999	83-59	142
1998	74-70	144

HOME RECORD:

Season	Record
2024	39-36
2023	42-31
2022	45-30
2021	30-34
2020	N/A
2019	30-39
2018	41-29*(tie W's)
2017	37-33
2016	39-32
2015	42-29
2014	38-34
2013	47-26*
2012	45-26
2011	36-36
2010	40-32
2009	41-31
2008	40-32
2007	34-38
2006	45-27
2005	43-28
2004	41-31
2003	34-36
2002	42-30
2001	43-29
2000	45-27
1999	52-19*^
1998	40-32

ROAD RECORD:

Season	Record
2024	40-35
2023	48-27*^
2022	39-36
2021	37-28
2020	N/A
2019	32-38
2018	34-36
2017	35-36
2016	42-28
2015	44-29*
2014	36-36
2013	35-36
2012	33-39
2011	32-39
2010	33-38
2009	28-44
2008	36-36
2007	37-34
2006	29-43
2005	37-35
2004	40-32*
2003	36-36
2002	33-39
2001	31-40
2000	24-47
1999	31-40
1998	34-38

TEAM BATTING AVERAGE:

Season	Average
2024	.263
2023	.269
2022	.273
2021	.260
2020	N/A
2019	.262
2018	.277
2017	.262
2016	.265
2015	.257~
2014	.283
2013	.271
2012	.282
2011	.260~
2010	.271
2009	.258
2008	.272
2007	.278
2006	.261
2005	.296*^
2004	.296^
2003	.258
2002	.275
2001	.267
2000	.270
1999	.282
1998	.280

TOTAL TEAM HITS:

Season	Total Hits
2024	1,361
2023	1,359
2022	1,385
2021	1,150
2020	N/A
2019	1,215
2018	1,305
2017	1,234
2016	1,257
2015	1,240
2014	1,388
2013	1,289
2012	1,379
2011	1,242~
2010	1,300
2009	1,251
2008	1,323
2007	1,361
2006	1,232
2005	1,490*
2004	1,503*^
2003	1,230
2002	1,387
2001	1,291
2000	1,289
1999	1,306
1998	1,402

TOTAL TEAM RUNS:

Season	Total Runs
2024	840
2023	904
2022	949^
2021	763
2020	N/A
2019	786
2018	653
2017	675
2016	680
2015	659
2014	722
2013	677
2012	764
2011	619~
2010	727
2009	613
2008	738
2007	738
2006	579
2005	893*
2004	844
2003	646
2002	754
2001	690
2000	735
1999	787
1998	773

*led league

~last in league

^club record

Of note: 2020 Minor League Baseball season canceled due to COVID-19 pandemic

ADDITIONAL CLUB MARKS BY SEASON**TOTAL TEAM HOME RUNS:**

<u>Season</u>	<u>Home Runs</u>
2024	186
2023	171
2022	201
2021	181
2020	N/A
2019	203 [^]
2018	121
2017	147
2016	126
2015	136
2014	114
2013	105
2012	147
2011	88~
2010	132
2009	77~
2008	162
2007	139
2006	96~(tie)
2005	171
2004	143
2003	116
2002	140
2001	143
2000	124
1999	151
1998	137

TOTAL TEAM TRIPLES:

<u>Season</u>	<u>Triples</u>
2024	39
2023	33
2022	45
2021	23~
2020	N/A
2019	29
2018	25
2017	29
2016	46
2015	31
2014	31
2013	39
2012	22
2011	38
2010	35
2009	40
2008	60* [^]
2007	29
2006	35
2005	47
2004	38
2003	41
2002	32
2001	36
2000	40
1999	27
1998	35

TOTAL TEAM DOUBLES:

<u>Season</u>	<u>Doubles</u>
2024	268
2023	306
2022	278
2021	253
2020	N/A
2019	267
2018	274
2017	256
2016	245
2015	263
2014	250
2013	234
2012	264
2011	237~
2010	256
2009	206~
2008	244
2007	282
2006	226
2005	297
2004	320 [^]
2003	244
2002	289
2001	255
2000	249
1999	286
1998	302

TOTAL TEAM WALKS:

<u>Season</u>	<u>Walks</u>
2024	702
2023	769
2022	731* [^]
2021	519
2020	N/A
2019	573
2018	369~
2017	469
2016	494
2015	418
2014	527
2013	530
2012	456
2011	540
2010	542
2009	545
2008	553
2007	524
2006	415~
2005	552
2004	513
2003	503
2002	551
2001	511
2000	570
1999	469
1998	506

TOTAL TEAM STRIKEOUTS (HITTING):

<u>Season</u>	<u>Strikeouts</u>
2024	1,393 [^]
2023	1,289
2022	1,379
2021	1,188
2020	N/A
2019	1,266
2018	1,103
2017	1,065
2016	1,208
2015	966
2014	1,037
2013	985
2012	1,081
2011	1,016
2010	1,011
2009	1,054
2008	1,044
2007	1,066
2006	901
2005	1,037
2004	988
2003	852
2002	1,032
2001	973
2000	909
1999	970
1998	1,077

TOTAL TEAM STOLEN BASES:

<u>Season</u>	<u>SB's</u>
2024	145
2023	119
2022	109
2021	62
2020	N/A
2019	43~
2018	62
2017	78
2016	122
2015	101
2014	127
2013	172* [^]
2012	119
2011	143
2010	112
2009	137
2008	97
2007	112
2006	131
2005	144
2004	105
2003	141
2002	84
2001	69
2000	73
1999	84
1998	62

*led league

~last in league

[^]club record

Of note: 2020 Minor League Baseball season canceled due to COVID-19 pandemic



ADDITIONAL CLUB MARKS BY SEASON

TEAM ERA:

Season	ERA
2024	4.49
2023	4.58*
2022	4.87
2021	5.01
2020	N/A
2019	5.83
2018	3.92
2017	4.24
2016	3.72^
2015	3.93
2014	4.19
2013	4.21
2012	4.89
2011	4.63
2010	4.03
2009	4.35
2008	4.46
2007	4.78
2006	3.89
2005	4.81
2004	4.57
2003	4.21
2002	4.71
2001	4.28
2000	4.79
1999	4.65
1998	4.45

TOTAL TEAM RUNS ALLOWED:

Season	Runs
2024	735
2023	757#
2022	793
2021	704
2020	N/A
2019	856
2018	598
2017	638
2016	583^
2015	608
2014	658
2013	645
2012	758
2011	717
2010	653
2009	684
2008	709
2007	724
2006	633
2005	748
2004	724
2003	643
2002	764
2001	677
2000	756
1999	696
1998	721

TOTAL TEAM HITS ALLOWED:

Season	Hits
2024	1,254
2023	1,247#
2022	1,245#
2021	1,189
2020	N/A
2019	1,329
2018	1,209
2017	1,229
2016	1,190^
2015	1,280
2014	1,275
2013	1,219
2012	1,441
2011	1,402
2010	1,289
2009	1,360
2008	1,382
2007	1,264
2006	1,227
2005	1,407
2004	1,394
2003	1,328
2002	1,375
2001	1,259
2000	1,310
1999	1,349
1998	1,351

TOTAL TEAM HOME RUNS ALLOWED:

Season	Home Runs
2024	126#
2023	166
2022	165
2021	157
2020	N/A
2019	200
2018	104#(tie)
2017	115
2016	108
2015	89^
2014	106
2013	105
2012	144
2011	135
2010	107#
2009	91#
2008	152
2007	134
2006	111
2005	132
2004	153
2003	100
2002	119
2001	133
2000	113#
1999	131
1998	138

TOTAL TEAM WALKS ALLOWED:

Season	Walks
2024	644
2023	621
2022	700**(tie)^
2021	465
2020	N/A
2019	573
2018	456
2017	440
2016	372#^
2015	408
2014	454
2013	530
2012	457
2011	506
2010	464
2009	446
2008	403
2007	505
2006	506
2005	489
2004	448
2003	418
2002	494
2001	495
2000	591
1999	456
1998	419

TOTAL TEAM STRIKEOUTS (PITCHING):

Season	Strikeouts
2024	1,374
2023	1,394#
2022	1,439^
2021	1,267
2020	N/A
2019	1,287*
2018	1,144
2017	1,277*&
2016	1,245*&
2015	1,114
2014	1,089
2013	1,036
2012	974
2011	984
2010	1,070
2009	915
2008	947
2007	981
2006	1,057
2005	950
2004	878
2003	838
2002	1,062
2001	1,107
2000	912
1999	900
1998	938

*led league

**most in league

#fewest in league

^club record

^club record for most allowed

&league record

Of note: 2020 Minor League Baseball season canceled due to COVID-19 pandemic



ADDITIONAL CLUB MARKS BY SEASON**RUN DIFFERENTIAL BY SEASON:**

<u>Season</u>	<u>Run Differential:</u>
2024	+105
2023	+147
2022	+156*
2021	+59
2020	N/A
2019	-70
2018	+55
2017	+37
2016	+97
2015	+51
2014	+64
2013	+32
2012	+6
2011	-98
2010	+74
2009	-71
2008	+29
2007	+14
2006	-54
2005	+145*
2004	+120*
2003	+3
2002	-10
2001	+13
2000	-21
1999	+91
1998	+52

TOTAL TEAM DEFENSE:

<u>Season</u>	<u>PCT.</u>
2024	.981
2023	.977
2022	.976~(tie)
2021	.976
2020	N/A
2019	.974~(tie)
2018	.981
2017	.982^
2016	.978
2015	.981
2014	.980
2013	.981*(tie)
2012	.978
2011	.976
2010	.977
2009	.980
2008	.977
2007	.981
2006	.977
2005	.977
2004	.976
2003	.977
2002	.976
2001	.977
2000	.970
1999	.978*
1998	.976

DOUBLEHEADERS:

<u>Season</u>	<u>Doubleheader Record</u>
2024	1-3
2023	3-1
2022	2-6
2021	1-1
2020	N/A
2019	4-8
2018	10-7* (tie for league lead in number of DH's)
2017	3-6
2016	8-4
2015	8-6
2014	1-1
2013	9-9* (led league in number of DH's)
2012	3-1
2011	3-3
2010	6-9
2009	4-8
2008	3-5
2007	5-5
2006	5-1
2005	2-0
2004	3-3
2003	3-5
2002	1-3
2001	3-1
2000	9-7
1999	6-6
1998	7-7

EXTRA INNINGS:

<u>Season</u>	<u>Record in Extra Innings</u>
2024	7-4
2023	8-5
2022	4-6
2021	2-5
2020	N/A
2019	3-3
2018	10-6
2017	5-6
2016	5-9
2015	7-4
2014	3-6
2013	8-3* (win percentage led league)
2012	5-7
2011	5-6
2010	6-6
2009	13-4
2008	10-4
2007	3-3
2006	7-1
2005	5-6
2004	3-4
2003	7-6
2002	8-10* (led league in number of EI games)
2001	8-6
2000	2-6
1999	5-5
1998	12-7* (led league in number of EI games)

*led league

^club record

~last in league

Of note: 2020 Minor League Baseball season canceled due to COVID-19 pandemic



OFFENSE (INDIVIDUAL)

• Hit For The Cycle.....	Jorbit Vivas, 9/7/23 @ SUG (4x5, RBI, R)
Opponent.....	Curtis Terry, RR, 6/18/21 @ RR (4x5, 2 RBI, 3 R)
• Five-Hit Game.....	Drew Avans, 9/18/24 @ SL (5x6, 2B, HR, 5 RBI, 4 R)
Opponent.....	Ronaldo Hernández, RNO, 5/25/24 @ OKC (5x6, 4 RBI)
• Six-Hit Game.....	Corey Seager, 5/28/15 @ SL (6x6, 2 2B, HR, 6 RBI, 2 R)
Opponent.....	Alex Presley, FRE, 6/1/15 @ OKC (6x7, 3 2B, HR, 5 RBI, 3 R)
• Five-Run Game.....	Kole Calhoun, 6/11/23 @ ELP (3x6, 2 2B, 2 RBI, BB)
Opponent.....	Christian Villanueva, ELP, 5/19/17 @ ELP (5x5, 2B, HR, 3 RBI)
• Six-Run Game.....	Danny Ardoin, 6/22/04 @ ABQ (4x5, 2B, RBI, HBP, BB)
• Six or more RBI Game.....	(6) Andre Lipcius, 6/8/24 vs. RR (4x5, 2 2B, HR, 2 R)
.....	(7) Justin Yurchak 6/11/24 @ ELP (3x5, 2B, grand slam, 7 RBI, BB, 2 R)
.....	(9) Luke Raley, 5/30/21 @ ELP (3x4, 3-run HR, grand slam, 2-run HR, 5 R)
Opponent.....	(8) Deyvison De Los Santos, RNO, 6/30/24 @ RNO (3x4, 3-run HR, grand slam, 2 R)
• Two-Homer Game.....	Dalton Rushing, 9/21/24 @ SL (3x6, 2-run HR, 3 RBI, 3 R)
Opponent.....	Blaine Crim, RR, 8/28/24 @ RR (4x4, 2 RBI, 2 R)
• Three-Homer Game.....	Trey Sweeney, 5/29/24 @ ABQ (4x4, 2 2-run HR, 5 RBI, 3 R)
Opponent.....	Jack Mayfield, RR, 8/16/19 @ RR (3x5, 6 RBI, 3 R)
• Back-To-Back HR.....	Ryan Ward & Alan Trejo, 9/18/24 @ SL (off Luis Ledo)
Opponent.....	Ryan Noda & Jordan Diaz, LV, 8/16/24 @ LV (off Jack Little)
• Back-to-Back-to-Back HR.....	Dalton Rushing, Kody Hoese & Ryan Ward, 8/16/24 @ LV (off Brady Brasso)
Opponent.....	A.J. Reed, J.D. Davis & Derek Fisher, FRE, 6/10/18 @ FRE (off Guillermo Moscoso)
• Grand Slam.....	Kody Hoese, 8/14/24 @ LV (off Gunnar Hoglund)
Opponent.....	Seth Brown, LV, 7/1/24 @ LV (off John Rooney)
• Inside-The-Park HR.....	James Outman, 8/13/24 @ LV (off Kyle Muller)
Opponent.....	Hunter Bishop, SAC, 5/15/24 @ SAC (off Matt Gage)
• Leadoff Homer.....	Alex Freeland, 8/13/24 @ LV (off Hogan Harris)
Opponent.....	Ryan Bliss, TAC, 7/27/24 @ OKC (off Bobby Miller)
• Pinch-Hit HR.....	Keibert Ruiz (7th inn.) & Omar Estévez (8th inn.), 6/15/21 vs. ELP
Opponent.....	(off Parker Markel & Jordan Guerrero)
.....	Yariel Gonzalez, MEM, 6/21/19 @ OKC (off Shea Spitzbarth)
• Walk-Off Homer.....	Jahmai Jones, 4/2/23 vs. TAC (off Blake Weiman)
Opponent.....	Matt Whatley, RR, 7/20/24 @ RR (off Tanner Dodson)
• Homered in Two Straight Games.....	Dalton Rushing, 8/25/24 vs. ELP & 8/27/24 @ RR
• Homered in Three Straight Games.....	Alex Freeland, 9/18/24, 9/19/24 & 9/20/24 @ SL
• Homered in Five Straight Games.....	Austin Barnes, 8/2/19 - 8/5/19 @ LV & 8/7/19 vs. TAC
• Pitcher Homered.....	Daniel Corcino, 4/22/19 vs. IOW (off Duane Underwood Jr.)
Opponent.....	Tyson Miller, IOW, 8/26/19 @ OKC (off Mitch White)
• Three or More Doubles.....	(3) Miguel Vargas, 8/19/22 @ SUG (3x4)
Opponent.....	(3) Cade Marlowe, TAC, 9/17/23 @ OKC (5x6, RBI, R)
• Two or More Triples.....	(2) James Outman, 8/26/22 vs. ELP (5x5, cycle, walk-off HR, 6 RBI, R)!
Opponent.....	(2) Aaron Schunk, ABQ, 8/23/23 @ OKC (2x4, 3 RBI, 2 R)
• Four or More Extra-Base Hits.....	(4) James Outman, 8/26/22 vs. ELP (5x5, cycle, 6 RBI, R)
Opponent.....	(4) Zach Borenstein, LV, 6/18/18 @ OKC (4x5, 3 2B, HR, 3 RBI, 3 R)
• Three or More Stolen Bases.....	(3) Tim Locastro, 8/15/17 @ OMA (3x4)
Opponent.....	(3) Mason McCoy, ELP, 8/1/24 @ ELP (2x4, 2 R)
.....	(4) Wynton Bernard, ABQ, 8/22/23 @ OKC (3x5, RBI, 2 R)
.....	(5) Tim Lopes, ELP, 7/21/23 @ OKC (3x4; 2B; BB; R)*

*Outman also hit for the cycle 8/30/22 @ RR to become the first player in the Minors with multiple cycles in one season since Las Vegas' Jarrett Hoffpauir in 2010 (2).

OFFENSE (INDIVIDUAL), CONT.

• 12 or More Total Bases.....	(13) Trey Sweeney, 5/29/24 @ ABQ (4x4, 3 HR, 5 RBI, 3 R)
Opponent.....	(12) Jack Mayfield, RR, 8/16/19 @ RR (3x5, 3 HR, 6 RBI, 3 R)
• Nine or More At-Bats.....	(9) Buck Britton, 9/1/15 (G1) (19) vs. IOW (2x9, HR, 2 RBI, R)
Opponent.....	(9) Taylor Davis, Iowa, 9/1/15 (G1) (19) @ OKC (3x9, 2 2B, RBI, R)
• Four or More Walks.....	(4) Alex Freeland, 9/10/24 vs. TAC (1x1, 2 R)
Opponent.....	(4) Ryan Noda, LV, 7/2/24 @ LV (0x1, R)
• Five or More Strikeouts.....	(5) Trey Sweeney, 5/1/24 vs. SL (0x5)
Opponent.....	(5) Trey Cabbage, SUG, 9/5/24 @ OKC (0x5)
• Hit in 15-19 Consecutive Games.....	(17) Jonathan Araúz, 4/6/24 - 4/28/24
• Hit in 20-24 Consecutive Games.....	(22) David Freitas, 6/9/23 - 8/20/23
• Hit in at Least 25 Consecutive Games.....	(30) Anderson Hernandez, 8/2/11 - 9/2/11
• Reached Base in 25-29 Consecutive Games.....	(28) Andre Lipcius, 8/4/24 - 9/7/24
• Reached Base in 30-34 Consecutive Games.....	(30) Hunter Feduccia, 6/6/24 - 8/3/24
• Reached Base in 35-39 Consecutive Games.....	(39) Michael Busch, 6/30/23 - 8/16/23
• Reached Base in 40-44 Consecutive Games.....	(41) Alex Verdugo, 6/4/17 - 7/25/17
• Reached Base in 45-49 Consecutive Games.....	(45) Joe Sclafani, 7/4/14 - 9/1/14
• Reached Base in at Least 50 Consecutive Games.....	(50) Drew Avans, 6/11/22 - 8/14/22
• Hit By Pitch Three or More Times in a Game.....	(3) Tim Locastro, 5/25/18 @ NAS%

OFFENSE (TEAM)

• Won by 10-11 Runs.....	(11) 9/21/24 @ SL (13-2 W)
• Won by 12-14 Runs.....	(14) 9/18/24 @ SL (20-6 W)
• Won by 15 or More Runs.....	(19) 5/9/24 @ SUG (22-3 W)
• Lost by 10-11 Runs.....	(10) 9/17/24 @ SL (11-1 L)
• Lost by 12-14 Runs.....	(12) 6/16/23 vs. SL (14-2 L)
• Lost by 15 or More Runs.....	(17) 8/19/22 G2 (7) @ SUG (21-4 L)#
• Hit Five or More Homers in a Game.....	(6) 9/21/24 @ SL (13-2 W)
.....	(7) 5/30/21 @ ELP (20-9 W)
.....	(8) 7/18/19 @ IOW (18-5 W)*
Opponent.....	(5) LV 7/1/24 @ LV (12-6 W, 12-6 W)
• Homered in 16 Consecutive Games.....	7/5/19 (G2) - 7/24/19
• Homered in 17 Consecutive Games.....	5/11/99 - 5/27/99*
• Had at least Five Consecutive Games without a Home Run.....	(6) 4/25/23 - 4/30/23
• Scored 11 or More Runs in an Inning.....	(11) Third Inning, 8/21/21 @ SUG (12-11 L)
.....	(12) Fifth Inning, 4/16/09 @ NAS (17-3 W)
Opponent.....	(17) Sixth Inning, 8/19/22 @ SUG G2 (7) (SUG 21, OKC 4)*%
• Scored 20 or More Runs in a Game.....	(20) 9/18/24 @ SL (20-6 W)
.....	(22) 5/9/24 @ SUG (22-3 W)
Opponent.....	(21) 8/19/22 @ SUG G2 (7) (21-4 L)

%PCL Single-Game Record

#Tied Team Record

*Team Record



OFFENSE (TEAM), CONT.

• Compiled 15-18 Hits in a Game	(18) 9/21/24 @ SL (13-2 W)
• Compiled 19 Hits in a Game	(19) 5/31/24 @ ABQ (14-5 W)
• Compiled 20 or More Hits in a Game	(23) 9/18/24 @ SL (20-6 W)
• Had 15-17 Strikeouts	(15) 7/20/24 @ RR (2-1 L, 10 inn.)
• Had 18 Strikeouts	(18) 8/28/24 @ RR (4-3 L, 10 inn.)
• Had 19 or More Strikeouts	(19) 5/22/19 @ NO (9-1 L)

PITCHING (INDIVIDUAL)

• Individual No-Hitter	Nine Innings: Luis Mendoza, 8/14/09 vs. SL (6 BB, 6 K, 127/76, 33 BF, 5-0 W)
Opponent	Seven Innings: Dustin Nippert, 6/29/08 (GI) @ OMA (2 BB, 5 K, 86/51, 24 BF, 2-0 W)
.....	Nine Innings: Brett Tomko, TAC, 7/3/01 @ OKC (BB, 6 K, 102/69, 28 BF (TAC 7, OKC 0))
.....	Seven Innings: None
• Individual One-hitter	Asher Wojciechowski, 7/8/13 (9) @ RR (BB, 5 K, 97/66, 27 BF, 5-0 W)
Opponent	None since at least 2005
• Individual Two-hitter	Bobby Miller, 9/1/22 (6 - rain) @ RR (14 K, BB, 2 R 100/69, 21 BF, 2-0 L)
Opponent	Casey Kelly, IOW, 6/7/17 (7) (G2) @ IOW (3 BB, 4 K, 85/51, 25 BF (IOW 4, OKC 0))
• Complete Game (Six Inn.)	Bobby Miller, 9/1/22 (6 - rain) @ RR (14 K, BB, 2 R 100/69, 21 BF, 2-0 L)
Opponent	Carson LaRue, RR, 7/5/19 (G2) @ OKC (5 H, 4 R, BB, 5 K, 94/65 (OKC 4, OMA 3))
• Complete Game (Seven Inn.)	Lisalberto Bonilla, 8/27/16 (G2) vs. COS (5 H, R, 2 BB, 7 K, 101/70, 5-1 W)
Opponent	Nick Martinez, RR, 8/13/17 (GI) @ OKC (5 H, BB, K, 81/53 (RR 1, OKC 0))
• Complete Game (Eight Inn.)	Asher Wojciechowski, 6/21/13 @ NEW (3 R, 6 H, 7 K, 103/76 (NEW 3, OKC 2))
Opponent	Jesse Scholtens, ELP, 9/29/21 @ OKC (2 R, 4 H, 7 K, 97/65 (OKC 2, ELP 1))
• Complete Game (Nine Inn.)	Yefry Ramírez, 5/12/22 @ RR (0 R, 3 H, 8 K, 107/77/9-0 W)
Opponent	Arnaldo Hernandez, OMA, 8/15/18 @ OMA (5 H, R, 6 K, 97/80 (OMA 3, OKC 1))
• Recorded 10 Strikeouts	Gavin Stone, 8/4/23 vs. RR
Opponent	Kumar Rocker, RR, 8/28/24 @ RR
• Recorded 11 Strikeouts	Justin Wroblewski, 6/22/24 vs. ABQ
Opponent	Matt Koch, RNO, 8/11/19 @ OKC
• Recorded 12 Or More Strikeouts	(12) Jon Duplantier, 9/18/24 @ SL
Opponent	(12) Elieser Hernandez, NO, 5/22/19 @ NO
• Allowed 10 Runs	(10 R/10 ER) Gavin Stone, 6/16/23 vs. SL
Opponent	(10 R/10 ER) John O'Reilly, SL, 9/21/24 @ SL
• Allowed 11 Runs	(11 R/10 ER) Matt Andriese, 4/18/23 @ ABQ
Opponent	(11 R/11 ER) Corey Walter, NAS, 6/30/17 @ NAS
• Allowed 12 or More Runs	(12 R/12 ER) Brock Stewart, 7/3/19 @ NAS
Opponent	(12 R/12 ER) Brett Kennedy, ELP, 5/30/21 @ ELP
• Allowed Four Or More HR	(4) Matt Andriese, 4/18/23 @ ABQ
Opponent	(5) John O'Reilly, SL, 9/21/24 @ SL
• Allowed 10 Hits	(10) Eduardo Salazar, 4/27/24 @ ABQ
Opponent	(10) Blas Castano, TAC, 9/14/24 @ OKC
• Allowed 11 or More Hits	(11) Gavin Stone, 6/16/23 vs. SL
.....	(12) Dennis Santana, 8/1/19 @ SL
.....	(14) Tim Shibuya, 5/5/17 vs. COS
Opponent	(11) John O'Reilly, SL, 9/21/24 @ SL
.....	(12) Cooper Criswell, SL, 9/13/21 @ SL
.....	(14) Tim Dillard, NAS, 6/30/19 @ NAS



PITCHING (INDIVIDUAL), CONT.

• Position Player Pitched.....	Yonny Hernández, IF, 7/30/23 @ RNO (Save, ND, 1.0 IP, 0 H, 1 R/ 0 ER, 0 K, 0 BB (16-15 W))
• Position Player Pitched and Recorded a Decision.....	Blake Gailen, OF, 4/16/19 vs. OMA (W, 3.1 IP; 1 H 0 R; 3 K; 4 BB (13-12 W))

PITCHING (TEAM)

• Combined No-Hitter.....	None
Opponent.....	Jhoulys Chacin (W), Joel Peralta, Juan Rincon, Randy Flores, COS, 8/18/09 @ OKC (3 BB, 9 K, 28 BF (COS 5, OKC 0))
• Combined One-hitter.....	Alec Gamboa, Ben Casparius (W), 8/24/24 vs. ELP (7 K, 4 BB, 30 BF (1-0 W))
Opponent.....	Kyle Harrison, Kade McClure, Cole Waites, Ryan Walker, SAC, 4/30/23 (7 inn.) (R, 5 BB, 9 K, 26 BF (SAC 5, OKC 1, 7 inn.))
• Combined Two-hitter.....	Hyun-il Choi, Matt Gage, Ricky Vanasco, John Rooney, Kevin Gowdy, Jesse Hahn (W), 5/4/24 vs. SL (11 inn.) (4 R, 8 K, 6 BB, 42 BF (5-4 W, 11 inn.))
Opponent.....	Blake Snell (W), Tanner Andrews, Justin Garza, Spencer Bivens, SAC, 5/17/24 @ SAC (16 K, BB, R, 30 BF, (SAC 5, OKC 1))
• Allowed 10 Runs in an Inning.....	Sixth Inning, 8/22/13 @ RR (12-3 L)
• Allowed 11 Runs in an Inning.....	Fifth Inning, 4/13/03 @ ABQ (18-10 L)
• Allowed 12 Runs in an Inning.....	Second Inning, 7/3/19 @ NAS (14-11 L)
• Allowed 13 or More Runs in an Inning.....	(17) Sixth Inning, 8/19/22 @ SUG G2 (7) (21-4 L)*%
• Allowed 15-19 Runs in a Game.....	(15) 7/30/23 @ RNO (16-15 W)
• Allowed 20 or More Runs in a Game.....	(21) 8/19/22 @ SUG G2 (7) (21-4 L)
• Allowed 15-18 Hits in a Game.....	(15) 7/10/24 vs. ELP (12-3 L)
• Allowed 19 Hits in a Game.....	(19) 6/15/24 @ SUG (14-5 L)
• Allowed 20 or More Hits in a Game.....	(21) 4/23/24 @ ABQ (17-13 W)
• Recorded 15-17 Strikeouts.....	(17) 9/21/24 @ SL (13-2 W)
• Recorded 18 or More Strikeouts.....	(18) 8/13/23 @ TAC (3-2 L)

DEFENSE

• Turned Three Double Plays.....	8/21/24 vs. ELP (5-2 W)
• Turned Four Double Plays.....	7/14/24 vs. ELP (5-4 W, 11 inn.)
• Turned a Triple Play.....	6/1/23 vs. RNO (Y. Hernández to J. Jones to D. Mann)
Opponent.....	IOW, 6/5/17 @ IOW (E. Soto-C. Young: hit into by Charlie Culberson)

TIME/LENGTH OF GAME

• Game Completed in three or More Extra Innings+.....	(10 - scheduled 7-inn. G1 of DH) 7/17/18 @ NO (5-4 W)
• Home Game Completed in 12 or More Innings.....	(12) 6/3/18 vs. OMA (8-5 L)
• Road Game Completed in 12 or More Innings.....	(13) 8/4/17 @ LV (3-2 L)
• Game Completed in Less Than Seven Innings.....	(6) 8/26/19 vs. IOW (7-2 L) (Rain)
• Game Completed in More Than 4 Hours (9 inn.).....	(4:03) 9/24/21 @ LV (13-4 W)
• Game Completed in More Than 4 Hours, 30 Minutes or More.....	(4:34 - 14 inn.) 5/2/17 vs. COS (8-6 L)
• Nine-Inning Game Completed in Less Than 2 Hours.....	(1:59) 9/24/23 @ ABQ
• Delay of More Than Two Hours.....	3:13 (rain), 9/1/18 @ COS
• Game Suspended.....	6/4/24 (1st inn.) vs. RR (rain), completed 6/5/23 (4-3 L)

*Team Record

%PCL Single-Game Record

+Since new extra-innings rule went into effect starting with 2018 season.



TRENDS

- Recorded at Least 20 Wins in a Month 20-7 record, April 2023
- Consecutive Shutout Wins 7/30/18 (2-0 W) vs. ELP & 8/1/18 (3-0 W) @ TAC
- Consecutive Shutout Losses 8/26/17 (4-0 L) vs. OMA & 8/27/17 (3-0 L) vs. OMA
- Consecutive Walk-Off Wins (2) 9/10/24 (7-6 W, 10 inn.) vs. TAC & 9/11/24 vs. TAC (7-6 W, 10 inn.)
..... (3) 4/14/18 (3-2 W) vs. NO, 4/15/18 (8-6 W) (10) vs. NO & 4/16/18 (8-7 W) (10) vs. NO
- Back-to-Back Walk-Off Losses 9/2/22 (3-2 L) @ RR & 9/3/22 (8-7 L) (11) @ RR
- Five-eight Consecutive Overall Wins (6) 8/16/24 - 8/22/24
- Nine or More Consecutive Overall Wins (10) 5/9/23 - 5/19/23
- Five-eight Consecutive Overall Losses (6) 6/26/24 - 7/1/24
- Nine or More Consecutive Overall Losses (10) 8/3/12 - 8/13/12
- Five-eight Consecutive Home Wins (6) 4/25/23 - 4/20/23 (G1)
- Nine or More Consecutive Home Wins (15) 4/10/18 - 5/6/18
- Five-seven Consecutive Road Wins (6) 5/18/24 - 5/31/24
- Eight Consecutive Road Wins (8) 4/11/24 - 4/26/24
- Nine or More Consecutive Road Wins (12) 6/29/23 - 7/28/23*
- Five-eight Consecutive Home Losses (5) 8/22/23 - 8/26/23
- Nine or More Consecutive Home Losses (9) 6/18/18 - 7/6/18
- Five-eight Consecutive Road Losses (6) 6/26/24 - 7/1/24
- Nine or More Consecutive Road Losses (10) 8/25/09 - 9/6/09

*Team Record



Luis Mendoza pitched the only nine-inning no-hitter in OKC's modern PCL era Aug. 14, 2009 in the RedHawks' game against Salt Lake at Chickasaw Bricktown Ballpark

MISCELLANEOUS

- Used 18 or More Players in a Game(18) 8/14/24 @ LV (13-7 W)
- Used Eight or More Pitchers in a Game(9) 7/30/23 @ RNO (16-15 W)
- Three or More Errors, Indiv.....(3) Drew Avans, 6/1/23 vs. RNO
Opponent, Indiv.....(3) Jason Martinson, RR, 6/10/17 @ OKC
- Three or More Ejections in a Game(3) 9/5/23 @ SUG (IF Miguel Vargas,
Manager Travis Barbary, Bench Coach Chris Gutierrez)
- More than 300 Player Transactions in a Season(334) 2015
- Three Largest Crowds in Chickasaw Bricktown Ballpark History
.....14,066* – 4/16/98 vs. Edmonton (ballpark opening day)
.....13,129 – 4/18/98 vs. Edmonton (ballpark opening weekend)
.....13,106 – 8/26/17 vs. OMA (Clayton Kershaw ML rehab appearance)
- Longest home runs (since 2022).....Ryan Noda @ ABQ, 9/18/22, 471 feet
.....Alex Freeland @ LV, 8/13/24, 462 feet
.....Michael Busch vs. SAC, 7/23/2 & Dalton Rushing @ SL, 9/21/24, 461 feet
- Hardest hit balls (since 2022).....Kevin Padlo, single vs. ABQ, 4/7/24, 115.0 mph
.....Kevin Padlo, double @ SUG, 5/8/24, 113.3 mph
.....James Outman, double vs. ELP, 8/27/24, 113.2 mph
- Fastest pitches (since 2022).....Edgardo Henriquez @ SL, 9/18/24, 102.2 mph
.....Edgardo Henriquez vs. SUG, 9/8/24, 102.0 mph
.....Edgardo Henriquez vs. TAC 9/11/24 & @ LV, 8/13/24, 101.6 mph

*Team Record



Oklahoma City Titles During Bricktown Era

Pacific Coast League Championships (1):
2023

OKLAHOMA CITY PCL CONFERENCE TITLES (3):
2016 American
2008 American
1999 American

OKLAHOMA CITY PCL DIVISION TITLES (10):
2018 American Northern 2008 American Southern
2016 American Northern 2005 American Southern
2015 American Northern 2004 American Eastern
2013 American Southern 2002 American Eastern
2010 American Southern 1999 American Eastern

PCL First-Half Title (1):
2023*

*first season PCL schedule split into halves; title allowed OKC to host postseason PCL Championship Series



OKC swept Round Rock, 2-0, in the three-game PCL Championship Series at Chickasaw Bricktown Ballpark in September 2023.

Yearly Game-By-Game Playoff Results

1999 First Round (Oklahoma beat Omaha, 3-1)

Date	W/L	Home	Away	WP	LP	SV
9/8/1999	W	OKL - 9	OMA - 2	Ryan Glynn	Brian Barber	None
9/9/1999	L	OKL - 1	OMA - 14	Jamie Walker	Corey Lee	None
9/10/1999	W	OMA - 3	OKL - 4	Doug Davis	Matt Saier	Allen McDill
9/11/1999	W	OMA - 5	OKL - 6	Jonathan Johnson	Scott Mullen	Allen McDill

1999 Second Round (Vancouver beat Oklahoma, 3-1)

Date	W/L	Home	Away	WP	LP	SV
9/14/1999	L	OKL - 0	VAN - 2	Mark Mulder	Ryan Glynn	None
9/15/1999	W	OKL - 1	VAN - 0	Corey Lee	Kevin Jarvis	Chuck Smith
9/16/1999	L	VAN - 5	OKL - 4	Bill King	Allen McDill	Bert Snow
9/17/1999	L	VAN - 5	OKL - 3	Barry Zito	Brandon Knight	Anthony Chavez

2002 First Round (Salt Lake beat Oklahoma, 3-0)

Date	W/L	Home	Away	WP	LP	SV
9/4/2002	L	SLK - 7	OKL - 5	Ryan Cummings	Rob Bell	Francisco Rodriguez
9/5/2002	L	SLK - 7	OKL - 3	Chris Bootcheck	Colby Lewis	None
9/6/2002	L	OKL - 0	SLK - 1	Lou Pote	R.A. Dickey	Francisco Rodriguez

2004 First Round (Iowa beat Oklahoma, 3-2)

Date	W/L	Home	Away	WP	LP	SV
9/8/2004	L	IOW - 2	OKL - 1	Jimmy Anderson	Rosman Garcia	Jermaine Van Buren
9/9/2004	W	IOW - 2	OKL - 4	Kameron Loe	Renyel Pinto	Brad Clontz
9/10/2004	W	OKL - 10	IOW - 4	Sam Narron	Shawn Sedlacek	None
9/11/2004	L	OKL - 2	IOW - 5	John Koronka	John Hudgins	Jermaine Van Buren
9/12/2004	L	OKL - 2	IOW - 6	Kevin McGlinchy	Mike Bacsik	None

2005 First Round - American Conference Finals (Nashville beat Oklahoma, 3-2)

Date	W/L	Home	Away	WP	LP	SV
9/7/2005	L	OKL - 4	NVL - 5	Gary Glover	Derek Lee	Jeff Bennett
9/8/2005	W	OKL - 7	NVL - 5	R.A. Dickey	Mitch Stetter	Jose Veras
9/9/2005	W	NVL - 1	OKL - 2	Josh Rupe	Tommy Phelps	Jose Veras
9/10/2005	L	NVL - 3	OKL - 1	Dennis Sarfate	Kelvin Jimenez	Jeff Bennett
9/11/2005	L	NVL - 7	OKL - 3	Gary Glover	Michael Tejera	None

2008 First Round - American Conference Finals (Oklahoma beat Iowa, 3-2)

Date	W/L	Home	Away	WP	LP	SV
9/3/2008	L	IOW - 10	OKL - 3	Randy Wells	Elizardo Ramirez	None
9/4/2008	W	IOW - 2	OKL - 6	Derek Lee	J.R. Mathes	None
9/5/2008	L	OKL - 1	IOW - 2	Mitch Atkins	Brian Gordon	Hector Carrasco
9/6/2008	W	OKL - 9	IOW - 6	Michael Ballard	Jason Stanford	Joselo Diaz
9/7/2008	W	OKL - 16	IOW - 5	Tommy Hunter	Randy Wells	None

2008 Second Round - PCL Championship Series (Sacramento beat Oklahoma, 3-1)

Date	W/L	Home	Away	WP	LP	SV
9/9/2008	L	SAC - 8	OKL - 4	Brett Anderson	Elizardo Ramirez	None
9/10/2008	W	SAC - 2	OKL - 11	Steve Rowe	Chris Gissell	None
9/12/2008	L	OKL - 5	SAC - 8	Jared Lansford	Tommy Hunter	Bret Prinz
9/14/2008	L	OKL - 2	SAC - 4	Brett Anderson	Brian Gordon	Bret Prinz

2010 First Round - American Conference Finals (Memphis beat Oklahoma City, 3-0)

Date	W/L	Home	Away	WP	LP	SV
9/8/2010	L	MEM - 7	OKC - 5	Brandon Dickson	Guillermo Moscoso	Josh Kinney
9/9/2010	L	MEM - 3	OKC - 2	P.J. Walters	Brandon McCarthy	Josh Kinney
9/10/2010	L	OKC - 2	MEM - 6	Lance Lynn	Doug Mathis	None

2013 First Round - American Conference Finals (Omaha beat Oklahoma City, 3-0)

Date	W/L	Home	Away	WP	LP	SV
9/4/2013	L	OKC - 1	OMA - 3	Brian Sanches	Asher Wojciechowski	Michael Mariot
9/5/2013	L	OKC - 4	OMA - 7	Clayton Mortensen	Eric Berger	Zack Jackson
9/6/2013	L	OMA - 7	OKC - 6	Maikel Cleto	Jason Stoffel	None

2015 First Round - American Conference Finals (Round Rock beat Oklahoma City, 3-0)

Date	W/L	Home	Away	WP	LP	SV
9/9/2015	L (5)*	RR - 2	OKC - 1	Francisco Mendoza	Zach Lee	None
9/10/2015	L	RR - 7	OKC - 1	Anthony Ranaudo	Julio Urias	None
9/11/2015	L	OKC - 1	RR - 2	Phil Klein	Eric Stults	Spencer Patton

*Game called mid-fifth inning due to rain.



2016 First Round - American Conference Finals (Oklahoma City beat Nashville, 3-2)

Date	W/L	Home	Away	WP	LP	SV
9/7/2016	L	OKC - 7	NAS - 10	Aaron Kurcz	Scott Kazmir	Tucker Healy
9/8/2016	W	OKC - 5	NAS - 2	Logan Bawcom	Dillon Overton	None
9/9/2016	L	NAS - 6	OKC - 5	Andres Avila	Joe Broussard	Tucker Healy
9/10/2016	W	NAS - 1	OKC - 7	Alfredo Figaro	Donn Roach	None
9/11/2016	W	NAS 9	OKC - 10	sJoe Broussard	Ryan Brasier	Jacob Rhame

2016 Second Round - PCL Championship Series (El Paso beat Oklahoma City, 3-1)

Date	W/L	Home	Away	WP	LP	SV
9/13/2016	L	ELP - 7	OKC - 5	Derek Eitel	Casey Fien	Phil Maton
9/14/2016	L	ELP - 10	OKC - 4	Frank Garces	Chase De Jong	None
9/16/2016	W	OKC - 4	ELP - 2	Sam LeCure	Daniel Moskos	Jacob Rhame
9/17/2016	L (11)	OKC - 3	ELP - 4	Derek Eitel	Lisalverto Bonilla	Phil Maton

2018 First Round - American Conference Finals (Memphis beat Oklahoma City, 3-1)

Date	W/L	Home	Away	WP	LP	SV
9/6/2018#	L (7)	OKC - 2	MEM - 4	Giovanny Gallegos	Joe Broussard	None
9/6/2018#	W (7)	OKC - 5	MEM - 4	Joe Sborz	Tyler Lyons	Edward Paredes
9/7/2018	L	MEM - 5	OKC - 4	Andrew Morales	Brian Schlitter	None
9/9/2018	L (10)	MEM - 4	OKC - 3	Giovanny Gallegos	Zach McAllister	None

#-doubleheader

2023 Pacific Coast League Championship Series (Oklahoma City beat Round Rock, 2-0)

Date	W/L	Home	Away	WP	LP	SV
9/26/23	W	OKC - 8	RR - 3	Tyson Miller	Robert Dugger	None
9/27/23	W	OKC - 5	RR - 2	Gavin Stone	Owen White	Wander Suero

2023 Triple-A National Championship Game (Norfolk beat Oklahoma City, 1-0)

Date	W/L	Home*	Away	WP	LP	SV
9/30/23	L	OKC - 6	NOR - 7	T.J. McFarland	Alec Gamboa	Joey Krehbiel

*at Las Vegas Ballpark



Playoff Record By Season

Season	Home	Away	Total
1999	2-2	2-2	4-4
2002	0-1	0-2	0-3
2004	1-2	1-1	2-3
2005	1-1	1-2	2-3
2008	2-3	2-2	4-5
2010	0-1	0-2	0-3
2013	0-2	0-1	0-3
2015	0-1	0-2	0-3
2016	2-2	2-3	4-5
2018	1-1	0-2	1-3
2023	2-1*	0-0	2-1
Totals	11-17	8-19	19-36

*Includes Triple-A National Championship Game played at Las Vegas Ballpark

Playoff Record By Round

Round	Home	Away	Total
Conference			
Finals	7-12	7-14	14-26
League			
Championship	4-4	1-5	5-9
National			
Championship	0-1*	0-0	0-1

Playoff Notes

- In 2023, Oklahoma City won its first PCL Championship since rejoining the league in 1998. Previously, Oklahoma City won first-round series and advanced to the PCL Championship Series in 1999, 2008 and 2016, but lost.
- Prior to 2023, Oklahoma City last won a baseball championship in 1996 when the Oklahoma City 89ers won the American Association championship. Additionally, the 89ers won PCL titles in 1963 and 1965. OKC won the 2023 and 1963 titles on its home field.
- OKC's 2-0 sweep of Round Rock in the 2023 PCL Championship Series became the first playoff series sweep by an OKC team during the Bricktown era.
- Prior to a Game 1 win in the 2023 PCL Championship Series, OKC had lost the first game of each of its previous 12 playoff series. The team's lone other opening win in a playoff series (since 1998) came in the first round against Omaha in 1999 at Chickasaw Bricktown Ballpark.
- In 2023, Oklahoma City made its first appearance in a Triple-A National Championship Game and first in postseason interleague competition during the franchise's Bricktown era (since 1998) and PCL history (1963-68; 1998-2023).

Team Playoff Records

Double Digit Runs Scored in Playoffs:

- 16 - 9/7/08 vs. Iowa
- 11 - 9/10/08 @ Sacramento
- 10 - 9/11/16 @ Nashville
- 10 - 9/10/04 vs. Iowa

Double Digit Runs Allowed in Playoffs:

- 14 - 9/9/1999 vs. Omaha
- 10 - 9/14/16 @ El Paso
- 10 - 9/7/16 vs. Nashville
- 10 - 9/3/08 @ Iowa

Playoff Series Losses By Sweep:

- 2015 - Sept. 9-11 @/vs. Round Rock
- 2013 - Sept. 4-6 vs./@ Omaha
- 2002 - Sept. 4-6 @/vs. Salt Lake
- 2010 - Sept. 8-10 @/vs. Memphis

Playoff Series Wins By Sweep:

- 2023 — Sept. 26-27 vs. Round Rock

Largest Margins of Victory:

- 11 - 9/7/08 vs. Iowa
- 9 - 9/10/08 @ Sacramento
- 7 - 9/8/99 vs. Omaha

Largest Margins of Defeat:

- 13 - 9/9/99 vs. Omaha
- 7 - 9/3/08 @ Iowa
- 6 - 9/14/16 @ El Paso
- 6 - 9/10/15 @ Round Rock
- 4 - 9/5/02 @ Salt Lake
- 9/12/04 vs. Iowa
- 9/11/05 @ Nashville
- 9/9/08 @ Sacramento
- 9/10/10 vs. Memphis



OKC BASEBALL HISTORY BY YEAR

Year	Team	Class	League	Record	Finish	Manager	Attend.	Affiliate	Postseason/Notes
1904	Mets	D	Southwestern League		3rd	Eugene Barnes			
1905	Mets	C	Western Association		2nd	Eugene Barnes			
1906	Mets	C	Western Association						
1907	Mets	C	Western Association						
1908	Mets	C	Western Association						
1909	Indians	C	Texas League						
1910	Indians	C	Texas League						
1911	Indians	B	Texas League						
1912	Indians	D	Oklahoma State League						
1913	No Team								
1914	Boosters	D	Western Association						
1915	Senators	D	Western Association						
1916	Senators	D	Western Association						
1917	Boosters	D	Western Association						
1918	Oklahomans	A	Western League	33-37	6th of 8	Hutchinson (14-19) moved to OKC 6/2; League suspended 7/7 (WWI)			
1919	Indians	A	Western League	69-69	5th of 8				
1920	Indians	A	Western League	62-68	3rd of 8				
1921	Indians	A	Western League	33-75	3rd of 8				
1922	Indians	A	Western League	73-94	6th of 8				
1923	Indians	A	Western League	102-64	1st of 8				
1924	Indians	A	Western League	62-86	5th of 8				
1925	Indians	A	Western League	98-76	3rd of 8				
1926	Indians	A	Western League	100-66	2nd of 8				
1927	Indians	A	Western League	68-86	5th of 8				
1928	Indians	A	Western League	95-67	1st of 8				Lost 4-1, 1 tie, to Tulsa in Finals
1929	Indians	A	Western League	85-68	2nd of 8				
1930	Indians	A	Western League	79-71	3rd of 8				
1931	Indians	A	Western League	70-80	5th of 8				
1932	Indians	A	Western League	63-67	3rd of 8				Lost to Tulsa 4-0 in Finals
1933	Indians	A	Texas League				60,431		
1934	Indians	A	Texas League				52,610		
1935	Indians	A	Texas League				121,289		
1936	Indians	A1	Texas League				137,195		
1937	Indians	A1	Texas League				139,769		
1938	Indians	A1	Texas League				103,181		
1939	Indians	A1	Texas League				63,352		
1940	Indians	A1	Texas League				71,545		
1941	Indians	A1	Texas League				37,306		
1942	Indians	A1	Texas League				36,786		
1943	No Team	(World War II)							
1944	No Team	(World War II)							
1945	No Team	(World War II)							
1946	Indians	A1	Texas League				120,384		
1947	Indians	A1	Texas League				244,835		
1948	Indians	A1	Texas League				187,763		
1949	Indians	A1	Texas League				287,858		
1950	Indians	A1	Texas League				187,991		
1951	Indians	A1	Texas League				46,752		
1952	Indians	A1	Texas League				146,972		
1953	Indians	A1	Texas League				133,064		
1954	Indians	A1	Texas League				101,938		
1955	Indians	A1	Texas League				70,173		
1956	Indians	A1	Texas League				50,113		
1957	Indians	A1	Texas League				51,128		
1958-61	No Team								
1962	89ers	AAA	American Association	66-81	5th of 6	Connie Ryan	148,683	Colt 45s	
1963#	89ers	AAA	Pacific Coast League	84-74	1st of 5, Southern	Grady Hatton	185,108	Colt 45s	Def. Spokane 4-3 in Finals
1964	89ers	AAA	Pacific Coast League	88-70	3rd of 6, Eastern	Grady Hatton	187,948	Colt 45s	
1965#	89ers	AAA	Pacific Coast League	91-54	1st of 6, Eastern	Grady Hatton	218,129	Astros	Def. Portland 4-1 in Finals
1966	89ers	AAA	Pacific Coast League	59-89	6th of 6, Eastern	Mel McGaha	97,761	Astros	
1967	89ers	AAA	Pacific Coast League	74-74	4th of 6, Eastern	Mel McGaha	128,553	Astros	
1968	89ers	AAA	Pacific Coast League	61-84	6th of 6, Eastern	Ellis (Cot) Deal	113,056	Astros	
1969	89ers	AAA	American Association	62-78	5th of 6	Ellis (Cot) Deal	103,759	Astros	
1970	89ers	AAA	American Association	68-71	3rd of 4, Western	Hub Kittle	157,728	Astros	
1971	89ers	AAA	American Association	71-69	2nd of 4, Western	Jim Williams	325,513	Astros	
1972	89ers	AAA	American Association	57-83	4th of 4, Western	Tony Pacheco	245,009	Astros	
1973	89ers	AAA	American Association	61-74	3rd of 4, Western	Frank Lucchesi	164,579	Indians	
1974	89ers	AAA	American Association	72-63	3rd of 4, Western	John (Red) Davis	55,813	Indians	
1975	89ers	AAA	American Association	50-86	4th of 4, Western	John (Red) Davis	46,752	Indians	
1976	89ers	AAA	American Association	72-63	2nd of 4, Western	Jim Bunning	122,287	Phillies	
1977	89ers	AAA	American Association	70-66	3rd of 4, Western	Emery-Ryan-Connors		Phillies	
1978	89ers	AAA	American Association	66-69	3rd of 4, Western	Mike Ryan	172,996	Phillies	
1979	89ers	AAA	American Association	62-73	1st of 4, Western	Lee Elia	203,314	Phillies	Lost to Evansville 4-2 in Finals
1980	89ers	AAA	American Association	70-65	2nd of 4, Western	Jim Snyder	203,938	Phillies	
1981	89ers	AAA	American Association	69-67	3rd of 4, Western	Jim Snyder	191,502	Phillies	
1982	89ers	AAA	American Association	43-91	4th of 4, Western	Clark-Taylor	180,932	Phillies	
1983	89ers	AAA	American Association	66-69	2nd of 4, Western	Tom Burgess	226,079	Rangers	Lost to Louisville 3-2 in Semifinals
1984	89ers	AAA	American Association	70-84	2nd of 4, Eastern	Burgess-Gerhardt	237,677	Rangers	
1985	89ers	AAA	American Association	79-63	1st of 4, Western	David Oliver	364,247	Rangers	Lost to Louisville 4-1 in Finals
1986	89ers	AAA	American Association	63-79	4th of 4, Western	David Oliver	282,752	Rangers	
1987	89ers	AAA	American Association	69-71	4th of 8	Toby Harrah	277,722	Rangers	Lost to Denver 3-2 in Semifinals
1988	89ers	AAA	American Association	67-74	4th of 4, Western	Toby Harrah	257,671	Rangers	
1989	89ers	AAA	American Association	59-86	4th of 4, Western	Jim Skalen	250,850	Rangers	
1990	89ers	AAA	American Association	58-87	4th of 4, Western	Steve Smith	282,773	Rangers	
1991	89ers	AAA	American Association	52-92	4th of 4, Western	Tommy Thompson	347,427	Rangers	
1992#	89ers	AAA	American Association	74-70	1st of 4, Western	Tommy Thompson	362,394	Rangers	Def. Buffalo 4-0 in Finals
1993	89ers	AAA	American Association	64-80	4th of 4, Western	Bobby Jones	369,673	Rangers	
1994	89ers	AAA	American Association	51-83	7th of 8	Bobby Jones	327,044	Rangers	
1995	89ers	AAA	American Association	54-89	8th of 8	Greg Biagini	255,518	Rangers	
1996#	89ers	AAA	American Association	74-70	2nd of 4, Western	Greg Biagini	267,784	Rangers	Def. Omaha 3-1, Def. Indianapolis 3-1 in Finals
1997	89ers	AAA	American Association	61-82	3rd of 4, Western	Greg Biagini	247,077	Rangers	
1998	RedHawks	AAA	Pacific Coast League	74-70	T-2nd of 4, Eastern	Greg Biagini	491,036	Rangers	
1999	RedHawks	AAA	Pacific Coast League	83-59	1st of 4, Eastern	Greg Biagini	471,722	Rangers	Def. Omaha 3-1, Lost to VAN 3-1 in Finals
2000	RedHawks	AAA	Pacific Coast League	69-74	2nd of 4, Eastern	DeMario Hale	416,196	Rangers	
2001	RedHawks	AAA	Pacific Coast League	74-69	2nd of 4, Eastern	DeMario Hale	447,077	Rangers	
2002	RedHawks	AAA	Pacific Coast League	75-69	1st of 4, Eastern	Bobby Jones	432,887	Rangers	Lost to Salt Lake in Semifinals, 3-0
2003	RedHawks	AAA	Pacific Coast League	70-72	3rd of 4, Eastern	Bobby Jones	380,051	Rangers	
2004	RedHawks	AAA	Pacific Coast League	81-63	1st of 4, Eastern	Bobby Jones	474,206	Rangers	Lost to Iowa in Semifinals, 3-2
2005	RedHawks	AAA	Pacific Coast League	80-63	1st of 4, Am. So.	Bobby Jones	542,095	Rangers	Lost to Nashville in Semifinals, 3-2
2006	RedHawks	AAA	Pacific Coast League	74-70	2nd of 4, Am. So.	Ireland-Boulanger	526,532	Rangers	
2007	RedHawks	AAA	Pacific Coast League	71-72	3rd of 4, Am. So.	Bobby Jones	529,690	Rangers	
2008	RedHawks	AAA	Pacific Coast League	76-68	1st of 4, Am. So.	Bobby Jones	470,140	Rangers	Def. Iowa 3-2, Lost to SAC 3-1 in Finals
2009	RedHawks	AAA	Pacific Coast League	69-75	2nd of 4, Am. So.	Bobby Jones	397,219	Rangers	
2010	RedHawks	AAA	Pacific Coast League	73-70	1st of 4, Am. So.	Bobby Jones	367,082	Rangers	Lost to Memphis 3-0 in Semifinals
2011	RedHawks	AAA	Pacific Coast League	68-75	4th of 4, Am. So.	Tony DeFranco	378,877	Astros	
2012	RedHawks	AAA	Pacific Coast League	78-65	2nd of 4, Am. So.	Tony DeFranco/ Tom Lawless	399,965	Astros	
2013	RedHawks	AAA	Pacific Coast League	82-62	1st of 4, Am. So.	Tony DeFranco	400,025	Astros	Lost to Omaha 3-0 in Semifinals
2014	RedHawks	AAA	Pacific Coast League	74-70	T-2nd of 4, Am. No.	Tony DeFranco	429,190	Astros	
2015	Dodgers	AAA	Pacific Coast League	86-58	1st of 4, Am. No.	Damon Berryhill	471,996	Dodgers	Lost to Round Rock 3-0 in Semifinals
2016	Dodgers	AAA	Pacific Coast League	81-60	1st of 4, Am. No.	Bill Haselman	437,905	Dodgers	Def. Nashville, 3-2, in Semifinals; Lost to El Paso, 3-1, in Finals
2017	Dodgers	AAA	Pacific Coast League	72-69	2nd of 4, Am. No.	Bill Haselman	444,224	Dodgers	
2018	Dodgers	AAA	Pacific Coast League	75-65	1st of 4, Am. No.	Bill Haselman	463,195	Dodgers	Lost to Memphis, 3-1, in Semifinals
2019	Dodgers	AAA	Pacific Coast League	62-77	4th of 4, Am. So.	Travis Barbary	444,331	Dodgers	
2020	Season canceled due to COVID-19 pandemic								
2021	Dodgers	AAA	Triple-A West	67-62	T-2nd of 5, TAW East	Travis Barbary	305,290	Dodgers	6-4 in Triple-A Final Stretch
2022	Dodgers	AAA	Pacific Coast League	84-66	2nd of 5, PCL East	Travis Barbary	410,730	Dodgers	
2023#	Dodgers	AAA	Pacific Coast League	90-58	1st of 5, PCL East	Travis Barbary	399,908	Dodgers	Won PCL Championship Series, 2-0; Lost in Triple-A National Championship Game
2024	Baseball Club	AAA	Pacific Coast League	79-71	2nd of 5, PCL East	Travis Barbary	387,988	Dodgers	Won PCL Final Championship

#indicates league championship

Name (Position) Year(s)**A**

Aardsma, David A. (P).....	2015
Abad, Fernando (P).....	2011, 2012
Abreu, Erick (P).....	2011
Abreu, Juan (P).....	2011, 2012
Adames, José A. (P).....	2022
Ahmed, Michael S. (IF).....	2017, 2018
Alexander, (Manuel) Manny D. (IF).....	2003, 2004, 2005
Alexander, Scott A. (P).....	2018, 2021
Alfonseca, Antonio (P).....	2006
Allen, Chad (OF).....	2004, 2005
Allie, Stetson T. (P).....	2017, 2018, 2019
Almonte, Yency (P).....	2022, 2023
Alvarez, Eduardo (Eddy) C. (IF).....	2022
Alvarez, Juan M. (P).....	2002
Alvarez, Yadier (P).....	2022
Amador, Japhet (IF).....	2013
Amaya, (Jacob) Jake C. (IF).....	2022
Ambriz, Hector (P).....	2012, 2013
Anderson, Brett F. (P).....	2016
Anderson, Chris R. (P).....	2015
Anderson, Lars E. (IF).....	2015, 2016
Anderson, Nick P. (P).....	2024
Andrew, Jason (P).....	2004
Andriese, (Matthew) Matt L. (P).....	2023
Aplin, Andrew (OF).....	2014
Araúz, Jonathan A. (IF).....	2024
Ardoin, Daniel W. (C).....	2002, 2003, 2004
Arguello, Douglas (P).....	2011
Arias, Joaquin (IF).....	2006, 2007, 2008, 2009
Aristil, Jonnathan (P).....	2011, 2012
Asadoorian, Rick (OF).....	2004
Ashby, Christopher J. (OF).....	2001
Asher, Alec E. (P).....	2018
Astacio, Ezequiel (P).....	2007
Asuaje, Carlos A. (IF).....	2021
Avans, Drew (OF).....	2021, 2022, 2023, 2024
Avilan, Luis A. (P).....	2016, 2017

B

Bacsik, Mike (P).....	2004
Báez, Pedro A. (P).....	2015, 2017, 2018, 2022
Bailes, Scott A. (P).....	1998
Bailey, Adam (OF).....	2012
Baker, Chris (P).....	2006, 2007
Baker, Scott T. (P).....	2015
Baldiris, Aarom (IF).....	2006
Ballard, Michael (P).....	2008, 2009, 2010
Bankston, Wes (OF).....	2010
Bannister, John (P).....	2009
Baríuelos, (Manuel) Manny (P).....	2018
Barberie, Bret E. (IF).....	1998
Barkett, Andrew J. (IF).....	1998, 1999, 2000
Barlow, Scott A. (P).....	2015, 2017
Barnes, Austin S. (C).....	2015, 2016, 2019
Barnes, Brandon (OF).....	2011, 2012
Barnes, Clint (IF).....	2011
Barney, Darwin J. K. (IF).....	2015
Barnhart, Tucker J. (C).....	2023
Bass, Anthony (P).....	2014
Bass, Brian (P).....	2012
Batista, Kendy (P).....	2008

Bautista, Juan A. (IF).....	2000
Bawcom, Logan R. (P).....	2016, 2018, 2019
Bazzell, Shane (P).....	2005
Beachy, Brandon A. (P).....	2015
Beasley, Raymond E. (P).....	2003
Beaty, Matt T. (IF).....	2018, 2019, 2021
Beech, L. Matthew (P).....	2001
Beinbrink, Andrew (IF).....	2004
Bell, Robert A. (P).....	2002
Bellinger, Cody J. (IF/OF).....	2016, 2017, 2021
Beltran, Francis (P).....	2011
Beltre, Omar (P).....	2010
Bemboom, Anthony J. (C).....	2021
Benjamin, Casey (IF).....	2008, 2009
Benoit, Joaquin A. (P).....	2001, 2002, 2003, 2005, 2008
Benson, Kris (P).....	2009
Berg, Dave (IF).....	2006
Berger, Eric (P).....	2013
Berman, Stevie (C).....	2021
Berrios, Harold J. (OF).....	2001
Betances, Dellin (P).....	2022
Betancourt, Kenneth S. (IF).....	2021
Bettencourt, Trevor T. (P).....	2023
Bibens-Dirkx, Austin M. (P).....	2021
Bickford, (Phillip) Phil R. (P).....	2021, 2022, 2023
Bierbrodt, Nick (P).....	2004
Bierek, Kurt V. (OF).....	2002
Bixler, Brian (IF).....	2012
Blackley, Travis (P).....	2013
Blalock, Hank J. (IF).....	2002, 2008
Blankenhorn, Travis A. (IF).....	2021
Bleich, Jeremy M. (P).....	2017
Boggs, Brandon (OF).....	2008, 2009, 2010
Bogusevic, Brian (OF).....	2011
Bolden, Jared (IF).....	2009
Bolsinger, Mike P. (P).....	2015, 2016
Bonilla, Lissalberto (P).....	2016
Borbon, Julio (OF).....	2009
Botts, Jason (OF/IF).....	2005, 2006, 2007, 2008
Bourgeois, Jason (OF).....	2011
Bournigal, Rafael A. (IF).....	1999
Bowden, Michael M. (P).....	2019
Brasier, Ryan D. (P).....	2023, 2024
Bray, Adam D. (P).....	2017
Brewer, Jace (IF).....	2005, 2006
Bridges, W. Karon (IF).....	1999
Brigman, Bryson M. (IF).....	2023
Britton, Buck C. (IF).....	2015
Brocail, Doug (P).....	2004
Brockmeyer, Cael (C).....	2018
Brogdon, Connor M. (P).....	2024
Broussard, Joe N. (P).....	2016, 2017, 2018, 2019
Brown, Adrian (OF).....	2006
Brown, Corey A. (OF).....	2016
Brown, Matthew (IF).....	2010
Bruhl, Justin (P).....	2021, 2022, 2023
Brumbaugh, Clifford M. (OF).....	1999, 2000, 2001
Buchanan, Jake (P).....	2012, 2013, 2014
Buchter, Ryan J. (P).....	2015



Buck, Travis (OF).....	2012
Buehler, Walker A. (P).....	2017, 2018, 2023, 2024
Bukvich, Ryan (P).....	2006
Bumstead, Michael (P).....	2006, 2007
Burdi, (Zachary) Zack M. (P).....	2023
Burg, Alex M. (C).....	2018
Burgamy, Brian R. (IF/OF).....	2015
Burke, Erick (P).....	2004
Burke, Jamie (C).....	2006
Burkhart, Lance E. (C).....	2003
Burnett, Sean R. (P).....	2016
Burns, (Andrew) Andy D. (IF).....	2021, 2022
Burrows, Beau V. (P).....	2022
Busch, Michael (IF).....	2022, 2023
Butler, Richard D. (OF).....	2000
Byrd, Marlon (OF).....	2007, 2008

C

Cadiente, Brett D. (OF).....	2001, 2002
Cahill, Trevor J. (P).....	2015
Calero, Kiko (P).....	2008
Calhoun, Kole A. (OF).....	2023
Calhoun, Willie S. L. (IF).....	2017
Callaway, Michael C. (P).....	2003
Cancel, Robinson (C).....	2011
Carlson, Jesse (P).....	2006
Carp, C. Mike (IF).....	2015
Carpenter, David (P).....	2011, 2012
Carrera, Ezequiel M. (OF).....	2019
Carson, Matt R. (OF).....	2015
Cartaya, Diego A. (C).....	2024
Cash, Ralston A. (P).....	2015, 2016
Casparius, Ben K. (P).....	2024
Castillo, Fabio (P).....	2017
Castro, Daniel A. (IF).....	2019
Castro, Erik (IF).....	2014
Castro, Fabio (P).....	2006
Castro, Jason (C).....	2012
Catalanotto, Frank J. (IF).....	2000, 2007
Cedeno, Xavier (P).....	2011, 2012
Chacin, Gustavo (P).....	2011
Chalmers, Dakota R. (P).....	2022
Chamberlain, Wesley P. (OF).....	1998
Chambers, Adron (OF).....	2014
Chapman, Kevin (P).....	2013, 2014
Chargois, JT (Jon Thomas) (P).....	2018, 2019
Chavez, Endy (OF).....	2010
Chavez, Jesse (P).....	2006
Chen, Bruce (P).....	2007
Christenson, Ryan A. (OF).....	2003
Choate, Randy D. (P).....	2016
Choi, Hyun-il (P).....	2024
Chubb, Austin (C).....	2015
Cingrani, (Anthony) Tony M. (P).....	2019
Cisnero, Jose (P).....	2012, 2013, 2014
Clark, Cody (C).....	2013
Clark, Jermaine M. (IF).....	2002, 2003
Clark, Terry L. (P).....	1998
Clayton, Royce S. (IF).....	1999
Cleavinger, Garrett J. (P).....	2021, 2022
Clemens, Koby (IF).....	2011
Clemens, Paul (P).....	2011, 2012, 2013, 2014
Clontz, Brad (P).....	2004
Colbrunn, Greg (IF).....	2005
Cole, Eric S. (OF).....	2002
Coleman, (Harold) Louis (P).....	2016
Colome, Jesus (P).....	2010
Conti, Jason (OF).....	2004, 2005

Converse, James D. (P).....	1998
Cooper, Chris (P).....	2009
Copping, Corey D. (P).....	2018
Cora, Alex (IF).....	2010
Corcino, Daniel (P).....	2018, 2019
Cordero, Francisco J. (P).....	2000, 2001, 2002
Cordero, Josmar A. (C).....	2016
Corey, Bryan (P).....	2006, 2009
Corporan, Carlos (C).....	2011, 2012
Cosart, Jarred (P).....	2012, 2013
Cotton, Jharel L. (P).....	2015, 2016
Coulombe, Danny P. (P).....	2015
Covey, Dylan C. (P).....	2023
Crabtree, Tim (P).....	2005
Crawford, Carl D. (OF).....	2015, 2016
Crawford, Leo L. (P).....	2018
Crismatt, Nabil A. (P).....	2024
Crowe, Trevor (OF).....	2013
Cruceta, Francisco (P).....	2007
Cruz, Luis (P).....	2014
Cruz, Nelson (OF).....	2007, 2008, 2009, 2010
Cruz, Rhiner (P).....	2012, 2013, 2014
Cubillan, Darwin H. (P).....	2000, 2001
Cuevas, William E. (P).....	2023
Culbertson, Charlie E. (IF).....	2016, 2017
Cuello, Edward D. (P).....	2021
Cunningham, Todd D. (OF).....	2017
Curry, Parker J. (P).....	2017
Curtis, Chad D. (OF).....	2001
Curtis, Keegan E. (P).....	2022, 2023
Cuyler, Milton (OF).....	1998, 1999
Cyr, Tyler O. (P).....	2023

D

Dahl, David M. (OF).....	2023
Daniel, Clayton W. (IF).....	2021
Danks, John (P).....	2005, 2006
Darvill, Wes W. (IF).....	2018
Davidson, (Matthew) Matt G. (IF).....	2021
Davis, Brendon (IF).....	2024
Davis, Chris (IF).....	2008, 2009, 2010
Davis, Douglas N. (P).....	1999, 2000, 2001, 2002, 2003
Davis, Ike B. (IF).....	2017
Day, Lance (P).....	2013
Dayton, Grant A. (P).....	2015, 2016, 2017
De Jong, Aldrich (OF).....	2021
De Jong, Chase L. (P).....	2016
De La Rosa, Eury (P).....	2015
De Leon, Emmanuel (P).....	2018
De Leon, Jorge L. (P).....	2013, 2014, 2015
De Leon, Jose E. (P).....	2016
DeFratus, Justin A. (P).....	2018, 2019
Del Rosario, Enderio (P).....	2011, 2012
DeLome, Collin (OF).....	2011, 2012
Deluca, (Jonathan) Jonny D. (OF).....	2023
DeLuzio, Ben A. (OF).....	2023
Demetral, Christopher J. (IF).....	1998, 1999, 2000, 2001
Dennick, Ryan (P).....	2015
DeRosa, Mark (IF).....	2006
Diamond, Thomas (P).....	2009
Diaz, Edwin R. (IF).....	2000, 2002
Diaz, Joselo (P).....	2006, 2008



Diaz, Victor (OF)	2006, 2007
Dickey, R. A. (P)	1999, 2000, 2001, 2002, 2003, 2005, 2006
Dickson, O'Koyea (IF/OF)	2015, 2016, 2017
DiFazio, Vinny F. (C)	2016
Dodson, Tanner (P)	2023, 2024
Dominguez, Juan R. (P)	2003, 2004, 2005
Dominguez, Matt (IF)	2012
Dopirak, Brian (DH)	2011
Doran, Bobby (P)	2013, 2014
Downs, Darin (P)	2014
Downs, Matt (IF)	2012
Dransfeldt, Kelly D. (IF)	1999, 2000, 2001, 2002
Drese, Ryan T. (P)	2003, 2004
Dreyer, Jack A. (P)	2024
Duchscherer, Justin C. (P)	2001
Duffy, Danny R. (P)	2022
Duffy, Matt (IF)	2014
Duggar, Steven M. (OF)	2023
Duplantier, Jon C. (P)	2022, 2024
Duran, Carlos D. (P)	2024
Duran, German (IF)	2008, 2009
Durango, Luis (C)	2011
Durazo, Erubiel (DH)	2006
Durocher, Jayson P. (P)	2001, 2006

E

Eaton, Adam (P)	2006
Edman, Tommy H. (IF)	2024
Eibner, Brett W. (OF)	2017
Elder, David M. (P)	2001
Eldridge, Rashad (OF)	2005, 2006
Ellis, Robert R. (P)	2003
Ellison, Jason (OF)	2008
Elmore, Jake (IF)	2013
Ely, John (P)	2013
Eppley, Cody (P)	2010
Erickson, Scott (P)	2004
Erlin, (Robert) Robbie J. (P)	2022, 2023
Escalona, Sergio (P)	2011
Espinosa, Danny R. (IF)	2018
Esposito, Brian (C)	2004, 2005, 2010, 2011
Estévez, Omar (IF)	2021, 2022
Estrada, Osmani (IF)	1998
Ethier, Andre E. (OF)	2017
Evans, Thomas J. (IF)	1999
Eyre, Willie (P)	2007, 2009, 2010

F

Farmer, (James) Kyle (C)	2017, 2018
Farrell, Luke T. (P)	2017
Federowicz, (Timothy) Tim J. (C)	2021
Feduccia, Hunter (C)	2022, 2023, 2024
Feldman, Scott (P)	2006, 2007, 2010
Feliz, Neftalí (P)	2009, 2021
Ferguson, Caleb P. (P)	2018, 2019, 2022
Fernandez, Jair (C)	2012
Fernandez, Jose Miguel (IF)	2017
Feyereisen, (Jonathon Paul) J.P. (P)	2024
Fick, Chuckie (C.J.) (P)	2012, 2013
Fields, Daniel L. (OF)	2016

Fields, Josh D. (P)	2014, 2016, 2017, 2018
Fien, Casey M. (P)	2011, 2016
Figaro, Alfredo (P)	2016
Figueroa, (Stephen) Cole (IF)	2016
Figueroa, Nelson (P)	2011
Fisher, Braydon (P)	2024
Flores, Adalberto (P)	2012
Flores, Randy A. (P)	2002
Floro, Dylan L. (P)	2017, 2018, 2019
Flynn, Michael R. (P)	2024
Foltynewicz, Mike (P)	2014
Font, Wilmer (P)	2017
Fontanez, Randy (P)	2015
Forbes, Patrick J. (IF)	1999
Fossas, E. Anthony (P)	1998
Foster, Kevin C. (P)	2001
Fowler, Dexter (OF)	2014
Fox, Adam (IF)	2007, 2008, 2009
Fox, Andy (IF)	2004
Francisco, Frank (P)	2005, 2007, 2008
Frankoff, (James) Seth (P)	2016
Frasso, (Nicholas) Nick P. (P)	2023
Freehill, Michael T. (P)	2000
Freel, Ryan (IF)	2009
Freeman, Mike B. (IF)	2017
Freeland, (Alexander) Alex C. (IF)	2024
Freitas, David J. (C/IF)	2023
Frey, Steven F. (P)	1999
Frias, Carlos D. (P)	2015, 2016
Frostad, Emerson (IF/C)	2008, 2009, 2010, 2011
Fukumori, Kazuo (P)	2008
Fulchino, Jeff (P)	2011
Fulmer, Carson S.	2022
Fultz, R. Aaron (P)	2003

G

Gabbard, Kason (P)	2008, 2009
Gage, (Matthew) Matt R. (P)	2024
Gailen, Blake S. (OF)	2019
Galarraga, Armando (P)	2007, 2012
Gale, Rocky M. (C)	2018, 2019
Gallagher, Shawn P. (IF)	2000
Gamboa, Alec D. (P)	2023, 2024
Gamboa, Eddie (P)	2017
Garcia, Douglas (OF)	2002
Garcia, Freddy A. (P)	2015
Garcia, Osmani (IF)	2000, 2001
Garcia, Rene (C)	2013
Garcia, Reynaldo (P)	2002, 2003
Garcia, Rosman J. (P)	2003, 2004
Garcia, Yimi (P)	2015, 2018
Garko, Ryan (IF)	2010
Garlick, Kyle B. (OF)	2018, 2019
Garr, Brennan (P)	2010
Gauthier, Austin J. (IF)	2024
Gaviglio, (Samuel) Sam J. (P)	2022
Geary, Geoff (P)	2010
Geltz, Steve A. (P)	2017
Gentry, Craig (OF)	2008, 2010
German, Esteban (IF)	2005, 2009, 2010
German, Franklyn (P)	2007
Gervacio, Sammy (P)	2011
Giles, (Kenneth) Ken R. (P)	2023
Girodo, Chad A. (P)	2018



Glanville, Douglas M. (OF).....	2003
Goebbert, Jake (OF).....	2011, 2012
Goeddel, Tyler D. (OF).....	2018
Gold, Nate (DH/IF).....	2007, 2008,
	2009
Golson, Greg (OF).....	2009
Gordon, Brian (P).....	2009
Glynn, Ryan D. (P).....	1999, 2000,
	2001
Gonsalves, Stephen W. (P).....	2024
Gonsolin, (Anthony) Tony D. (P).....	2019, 2021,
	2022, 2023,
	2024
Gonzales, Rene A. (IF).....	1998
Gonzalez, Adrian (IF).....	2004, 2005,
	2017
Gonzalez, Edgar (P).....	2012
Gonzalez, Geremis S. (P).....	2002
Gonzalez, Juan P (P).....	2015
Gonzalez, Marwin (IF).....	2012, 2013
González, Victor A. (P).....	2019, 2021,
	2022, 2023
Goodwin, Curtis L. (OF).....	2001
Gordon, Brian (P).....	2008
Gowdy, Kevin R. (P).....	2024
Gradoville, Chris (C).....	2010
Graham, Thomas (P).....	2002, 2003
Grandal, Yasmani (C).....	2015, 2016
Granger, Jeffrey A. (P).....	1998
Graterol, Brusdar J. (P).....	2021, 2022,
	2024
Gray, Josiah (P).....	2021
Green, B. Scarborough (OF).....	1999, 2000
Greene, Shane (P).....	2022
Greene, Todd A. (C).....	2002
Gregorio, Tom (C).....	2006
Grimm, Justin S. (P).....	2019
Grossman, Robbie (OF).....	2013, 2014
Grove, Michael A. (P).....	2022, 2023,
	2024
Gryboski, Kevin (P).....	2005
Guduan, Reymin (P).....	2013, 2014
Guerrero, Alex (Perez) (OF).....	2016
Guerrero, Eduardo A. (IF).....	2024
Guilmet, Preston B. (P).....	2015
Gunderson, Eric A. (P).....	1999
Gunkel, Joe D. (P).....	2017
Guzman, Freddy (OF).....	2007
Guzman, Jesus (IF).....	2014
Gyorko, Jedd L. (IF).....	2019

H

Haas, Christopher M. (IF).....	2002
Hackman, Luther (P).....	2007
Hafner, Travis L. (IF).....	2002
Hagenman, Justin M. (P).....	2022, 2023
Hahn, Jesse A. (P).....	2024
Hairston Jr., Jerry (OF).....	2007
Hale, David E. (P).....	2017
Hall, Joseph G. (IF).....	1998
Hallock, Kyle (P).....	2013
Hamburger, Mark (P).....	2012
Hamilton, Clayton (P).....	2009
Hamilton, Josh (OF).....	2009
Happ, J.A. (P).....	2011
Harden, Rich (P).....	2010
Harrell, Lucas (P).....	2011, 2014
Harris, Ben (P).....	2024
Harrison, (Benjamin) Ben J. (OF).....	2008, 2009
Harrison, Matt (P).....	2008, 2010
Hart, Jason W. (OF/IF).....	2002, 2003,
	2006

Haselman, (William) Bill J. (C).....	2001
Hassan, Alex E. (OF).....	2016
Hatcher, (David) Chris (P).....	2015, 2017
Hatcher, Justin (C).....	2004, 2006
Head, Louis G. (P).....	2019
Heaney, Andrew M. (P).....	2022
Heisey, Chris J. (OF).....	2015
Helling, Rick (P).....	2004
Hembree, (Richard) Heath (P).....	2022
Hennessey, Brad (P).....	2011
Henriquez, Edgardo L. (P).....	2024
Henriquez, Ralph M. (C).....	2015
Hernandez, Anderson (IF).....	2011
Hernandez, Ariel (P).....	2018
Hernandez, Carlos A. (C).....	2002
Hernandez, Diory (IF).....	2012
Hernández Elieser A. (P).....	2024
Hernandez, Jose E. (P).....	2024
Hernández, (Enrique) Kiké J. (IF).....	2014, 2015
Hernandez, F. Xavier (P).....	1998
Hernandez, Orlando (P).....	2009
Hernández, Yonny J. (IF).....	2023
Herrera, Elian (IF).....	2016
Hessman, Mike (IF).....	2012
Heston, Chris L. (P).....	2017
Heyward, Jason A. (OF).....	2024
Hicks, Brandon R. (IF).....	2016
Hicks, Chris (P).....	2012
Hinckley, Mike (P).....	2009
Hoes, L.J. (OF).....	2014
Hoese, Kody M. (IF).....	2024
Holland, Derek (P).....	2009, 2010
Holmes, (Benjamin) Ben A. (P).....	2019
Holt, Tyler A. (OF).....	2017
Honeywell, Brent L. (P).....	2024
House, Craig (P).....	2005
Hubbard, Michael W. (C).....	1999, 2001
Huckaby, Ken (C).....	2004
Hudgins, John (P).....	2004, 2005,
	2006
Hudson, Bryan M. (P).....	2023
Hudson, Daniel C. (P).....	2018, 2023
Hudson, Joseph P. (P).....	1999
Huff, David G. (P).....	2015
Huffman, Royce (IF).....	2009
Hughes, Travis W. (P).....	2003, 2004
Hulett, Tug (IF).....	2007
Humber, Philip (P).....	2013
Hunter, Tommy (P).....	2008, 2009,
	2010
Hurley, Eric (P).....	2007, 2008
Hurst, Jonathan (P).....	1998
Hurt, Kyle D. (P).....	2023, 2024
Hutchison, (Andrew) Drew S. (P).....	2018
Hyatt, Jared (P).....	2008, 2009
Hynes, (Joshua) Colt (P).....	2017
Hyzdu, Adam (OF).....	2006

I

Inglett, Joe (IF).....	2011
Iribarren, Hernan (IF).....	2010
Istler, Andrew J. (P).....	2018

J

Jackson, Andre T. (P).....	2021, 2022,
	2023
Jackson, Drew H. (IF).....	2019
Jaime, Juan J. (P).....	2015
Jankowski, Jordan J. (P).....	2017
Jaramillo, Jason (C).....	2013
Jenkins, Andy (IF).....	2010
Jensen, Kyle G. (OF).....	2015



Jensen, Marcus C. (C)	2001
Jewell, Jake R. (P)	2021
Jimenez, Kelvin (P)	2005, 2006
Joe, Connor K. (IF)	2018, 2019
Johnson, Barry C. (P)	1998
Johnson, Chris (IF)	2011
Johnson, Elliot T. (IF)	2015
Johnson, Jonathan K. (P)	1998, 1999, 2000
Johnson, Micah D. (IF)	2016
Johnson, Michael K. (P)	2001
Johnson, Michael W. (P)	2018
Johnson, Rontrez D. (OF)	2003
Jones, Jahmai F. (IF)	2023
Jones, James S. (P)	2023
Jones, Jason D. (OF)	2003, 2004
Jones, (Nathan) Nate A. (P)	2021
Jordan, Brian (OF)	2004
Judd, Michael G. (P)	2001
Jurjens, Jair F. (P)	2017

K

Kahnle, (Thomas) Tommy R. (P)	2022
Kapler, (Gabriel) Gabe S. (OF)	2000, 2002
Karp, Ryan J. (P)	1999
Karsay, Steve (P)	2005
Kasowski, Marshall A. (P)	2021, 202, 2023
Kehrt, Jeremy (P)	2016
Keisler, Randy D. (P)	2003
Kela, Keone C. (P)	2022
Kelly, (Joseph) Joe W. (P)	2024
Kelly, (Tyler) Ty P. (IF/OF)	2022
Kemmer, Jon (OF)	2019
Keppinger, Jeff (IF)	2011
Kershaw, Clayton E. (P)	2017, 2019, 2021, 2024
Keuchel, Dallas (P)	2011, 2012, 2013
Kickham, (Michael) Mike J. (P)	2021
King, Bradford T. (C)	2002
King, Cesar A. (C)	2000
Kinsler, Ian (IF)	2005, 2006, 2007
Kirkman, Michael (P)	2010
Knack, Landon D. (P)	2023, 2024
Knebel, Corey A. (P)	2021
Knight, Brandon M. (P)	1998, 1999
Knorr, Randy D. (C)	2000
Knott, Eric (P)	2006
Kolarek, Adam J. (P)	2023
Kolb, Daniel L. (P)	1998, 1999, 2000, 2001
Kometani, Paul (P)	2008
Koronka, John (P)	2006, 2007
Kowalczyk, Karch W. (P)	2018
Krauss, Marc (OF)	2012, 2013, 2014
Kreke, Jordan (IF)	2012

L

Laird, Brandon (IF)	2013
Laird, Gerald L. (C)	2003, 2004, 2005, 2008
Lamb, Jake R. (OF)	2022
Lamb, Michael R. (IF)	1999, 2000, 2001, 2002, 2003
Lamet, Dinelson (P)	2024
Landon, Logan (OF)	2017, 2018, 2019

Lao, Sauryn (P)	2024
Lavin, Peter J. (OF)	2015
Layne, Tommy K. (P)	2017
League, Brandon (P)	2015
LeBlanc, Wade (P)	2013
LeCure, Sam R. (P)	2016
Ledee, Ricardo A. (OF)	2001
Lee, (Chen-Chang) C.C. (P)	2018
Lee, Corey W. (P)	1999, 2000, 2001
Lee, Derek (P)	2005, 2006, 2007, 2008
Lee, Zach S. (P)	2015, 2016
Leicester, Jon (P)	2006
Leon, Arcenio (P)	2011
Leone, Justin (IF)	2009
Levine, Alan B. (P)	1998
Lewis, Colby P. (P)	2002, 2003
Lewis, Theodore R. (IF)	1998
Liberatore, Adam J. (P)	2015, 2016, 2017, 2018
Lin, Che-Hsuan (OF)	2013
Liniak, Cole E. (IF)	2003
Lipcius, Andre M. (IF)	2024
Liput, (Davis) Deacon (IF)	2021
Little, Jack A. (P)	2024
Little, Mark T. (OF)	1998
Littleton, Wes (P)	2006, 2007, 2008
Livingstone, Scott L. (IF)	2000
Lo, Chia-Jen (P)	2014
Loaiza, Esteban A. (P)	1999
Lobatón, Jose M. (C)	2019
Lobstein, Kyle E. (P)	2018
Locastro, Tim D. (IF/OF)	2017, 2018
Locke, Drew (OF)	2011
Loe, Kameron (P)	2004, 2005, 2006, 2008
Logue, Zach M. (P)	2024
Lopez, Johan R. (P)	2000, 2001
Lopez, Wilton (P)	2012
Lowrie, Jed (IF)	2012
Ludwick, Ryan A. (OF)	2002, 2003
Lundberg, David D. (P)	2001, 2002, 2003
Lux, Gavin T. (IF)	2019, 2021
Lyles, Jordan H. (P)	2011, 2012, 2013, 2024
Lyon, Brandon (P)	2011

M

Madrigal, Warner (P)	2008, 2009, 2010
Maeda, Yukinaga (P)	2008
Maggi, (Andrew) Drew J. (IF)	2016, 2017
Magruder, Christopher J. (OF)	2001
Mahar, Kevin (OF)	2007
Mahay, Ronald M. (P)	2003, 2005, 2006, 2007
Majewski, Dustin (OF)	2009
Mann, Devin J. (IF)	2022, 2023
Manning, David A. (P)	1998
Manzella, Tommy (IF)	2011
Marisnick, (Jacob) Jake S. (OF)	2023
Marks, Justin M. (P)	2017
Marte, Hamlet J. (C)	2021, 2022
Martin, Jason (OF)	2022
Martin, John Dale (J.D.) (P)	2019
Martinez, David (P)	2013, 2014
Martinez, Fernando (OF)	2012, 2013
Martinez, J.D. (OF/DH)	2012, 2023



Martínez, José A. (P)	2000, 2001
Martínez, José E. (P)	2022
Martínez, José G. (IF)	2012, 2013
Martinson, Jordan A. (P)	2021
Marzano, John R. (C)	1999
Masset, Nick (P)	2006
Masterson, Justin D. (P)	2017
Mateo, Luis G. (IF)	2015
Mateo, Ruben A. (OF)	1999, 2001
Mathews, Terry A. (P)	2000
Mathis, Doug (P)	2007, 2008, 2009, 2010
Matranga, David (IF)	2007
Matthews, Gary (OF)	2004, 2006
May, Dustin J. (P)	2019, 2022
Mayberry, John (OF)	2008
Maxwell, Justin (OF)	2012, 2013
Mazeika, Patrick A. (C)	2023
McAllister, Zach T. (P)	2018, 2019
McCarthy, Brandon (P)	2007, 2008, 2009, 2010, 2016
McCreery, Adam G. (P)	2019
McCurdy, Ryan (C)	2014
McDill, Allen G. (P)	1999
McDonald, Jason A. (OF)	2000
McDonald, Keith (C)	2005
McDougall, Marshall J. (IF)	2003, 2004, 2005, 2006
McGuire, (William) Deck (P)	2015
McHugh, Collin (P)	2014
McKinney, (William) Billy L. (OF)	2021
McKinstry, (Zachary) Zach (IF)	2019, 2021, 2022
Meisinger, Ryan T. (P)	2021
Mejia, Erick A. (IF)	2017
Meliah, David P. (IF)	2001, 2002, 2003
Mench, Kevin F. (OF)	2002, 2003, 2008
Mendoza, Luis (P)	2008, 2009
Mercado, Hector (P)	2005
Mercado, Oscar M. (OF)	2023
Merritt, (Roydrick) Roy N. (P)	2016
Meszaros, Daniel (P)	2011
Metcalfe, Travis (IF)	2007, 2008, 2009
Meyer, Drew (IF)	2005, 2006, 2007, 2008
Meyer, Jonathan (IF)	2014
Miadich, Bart (P)	2004
Michaels, Jason (OF)	2011
Michalak, Christian M. (P)	2002
Mier, Jio (IF)	2014
Miller, (Robert) Bobby A. (P)	2022, 2023, 2024
Miller, Matt J. (P)	2000
Miller, Shelby C. (P)	2023
Miller, Tyson M. (P)	2023
Mitchell, S. Dean (P)	2000, 2001
Mock, Garrett (P)	2012
Monroe, Craig K. (OF)	1999, 2001
Montas, Frankie L. (P)	2016
Montero, Agustin (P)	2005
Montgomery, Brandon (IF)	2019
Montgomery, (Michael) Mike P. (P)	2023
Moody, Eric L. (P)	1998, 1999
Moore, (Benjamin) Ben C. (C)	2019
Moore, Scott (IF)	2012
Mora, Angelo (IF)	2018, 2019
Moran, Brian W. (P)	2018

Morban, Jose (IF)	2007
Moreland, Mitch (OF)	2010
Moreno, Juan C. (P)	2001
Moronta, Reyes A. (P)	2022
Morrow, Brandon J. (P)	2017
Morrissey, Adam (IF)	2006
Moseley, Ryan M. (P)	2021
Moscoco, Guillermo A. (P)	2009, 2010, 2018
Mosquera, Julio A. (C)	2002
Mottola, Charles E. (OF)	1998
Mounce, Anthony D. (P)	2000, 2002, 2003
Muncy, Max S. (IF)	2017, 2018, 2022, 2024
Munro, Peter D. (P)	2000, 2001
Murphy, David (OF)	2007
Murphy, (John J.) Jack (C)	2016, 2017
Murphy, Michael F. (OF)	1998
Murphy, Steven (OF)	2009
Murray, A.J. (P)	2005, 2007, 2008, 2009
Murray, Calvin D. (OF)	2002
Murray, Daniel S. (P)	2002, 2003
Musick, Wes (P)	2012, 2013
Myers, James X. (P)	1998
Myette, Aaron K. (P)	2001, 2002

N

Narron, Sam (P)	2004
Navarro, Oswaldo (IF)	2011
Neal, Zach S. (P)	2018
Nelson, Jeff (P)	2004
Nelson, (James) Jimmy J. (P)	2023
Neuse, Sheldon L. (IF)	2021
Newhan, David (IF/OF)	2004
Newson, Warren D. (OF)	1998
Nieve, Fernando (P)	2011
Nippert, Dustin (P)	2008, 2009, 2010
Nitkowski, Christopher J. (P)	2002, 2003
Nivar, Ramon A. (IF)	2003, 2004
Nix, Laynce (OF)	2005, 2006
Noda, Ryan A. (IF/OF)	2022
Noel, (Jablonski) Rico (OF)	2016
Noriega, Andres F. (C)	2021
Norman, Leslie E. (OF)	1998
Norris, Bud (P)	2012
Núñez, Darien (P)	2021, 2022
Nunez, Vladimir (P)	2005
Nunn, Chris J. (P)	2019
Nuño, Vidal V. (P)	2021

O

Oaks, Trevor S. (P)	2016, 2017
Oberholtzer, Brett (P)	2012, 2013, 2014
Ochsenbein, Aaron J. (P)	2022
Ogando, Alexi (P)	2010
Ogle, Tyler (C)	2016
Ojeda, Miguel (C)	2006, 2007
Okey, (Christopher) Chris C. (C)	2024
Oliver, Darren C. (P)	1998, 2000, 2001
Olivera, Hector A. (IF)	2015
Olson, Tim (IF)	2006
Ondrusek, Logan J. (P)	2018
Orlando, Paulo R. (OF)	2019
Ortiz, Hector (C)	2002
Ottavina, Paul T. (OF)	2003
Outman, James (OF)	2022, 2024



Owens, Rudy P. (P)	2012, 2013, 2014, 2015
Owings, (Christopher) Chris S. (IF)	2024

P

Padlo, Kevin M. (IF)	2024
Pages, Andy (OF)	2023, 2024
Paredes, Edward M. (P)	2017, 2018
Paredes, Jimmy (IF)	2012, 2013
Park, Chan Ho (P)	2002, 2003, 2004
Patterson, Daniel S. (P)	1998, 1999
Patterson, (John William) Red (P)	2016
Pazos, James M. (P)	2021
Peacock, Brad (P)	2013, 2014
Pederson, Joc R. (OF)	2016, 2017
Pena, Carlos (IF)	2001
Pena, Jesus (P)	2002
Pepiot, Ryan M. (P)	2021, 2022, 2023
Pequero, Jailen (P)	2009, 2010
Peralta, Joel (P)	2015
Peraza, Jose F. (IF)	2015
Perez, Carlos (C)	2013, 2014
Perez, Santiago A. (OF/IF)	2002, 2004
Perez, Sergio (P)	2011, 2012
Perkins, Cameron (OF)	2019
Perisho, Matthew A. (P)	1998, 1999
Peter, Jake W. (IF)	2018, 2019
Peters, DJ S. (OF)	2019, 2021
Petersen, Michael K. (P)	2024
Peterson, Shane A. (OF)	2019
Petit, Gregorio (IF)	2010, 2014
Peto, (Robert) Robbie A. (P)	2023
Phillips, Zachary (P)	2010
Pickett, Cecil L. (P)	1998, 1999
Pickler, Jeff B. (IF)	2002, 2003, 2004
Pill, Tyler S. (P)	2018
Pillar, Kevin A. (OF)	2022
Pomeranz, (Thomas) Drew A. (P)	2024
Ponson, Sidney (P)	2008
Porter, Marquis D. (OF)	2001
Pose, Scott V. (OF)	2002
Pote, Lou (P)	2005
Poveda, Omar (P)	2009
Powell, James W. (P)	2002
Powell, John R. (P)	1998
Powell, Landon (C)	2012
Powers, John M. (IF)	2003
Prior, Mark (P)	2010
Puig, Yasiel (OF)	2016, 2018
Puffer, Brandon (P)	2008

Q

Quackenbush, Kevin R.	2019, 2021
Quinlan, Thomas R. (IF)	1998
Quintero, Humberto (C)	2011
Quiroz, Guillermo (C)	2007

R

Raggio, Brady J. (P)	1999
Raley, (Lucas) Luke (OF)	2021
Ramirez, Elizardo (P)	2008, 2009, 2010
Ramirez, Erasmo (P)	2002, 2003, 2004, 2005, 2006
Ramirez, Max (C)	2008, 2009, 2010, 2011
Ramirez, (Nicholas) Nick R. (P)	2024
Ramirez, Yefry (P)	2021, 2022

Ramos, Henry (OF)	2017, 2018
Ramos, Mario M. (P)	2002, 2003
Ramsey, James B. (OF)	2016
Randall, Scott P. (P)	2000
Ransom, Cody (IF)	2005
Rapada, Clay (P)	2010
Ravelo, Rangel (IF)	2021
Ravin, Josh J. (P)	2015, 2016, 2017
Raymundo, Gregg Y. (IF)	2003
Redman, Hunter R. (C)	2015
Redman, Mark (P)	2007
Reed, Chris W. (P)	2015
Reed, Evan (P)	2010
Reed, (Jacob) Jake H. (P)	2021, 2022, 2023
Reed, Michael E. (OF)	2023
Reeder, Cory P. (C)	1999
Regilio, Nicholas D. (P)	2002, 2004, 2005
Reks, Zach J. (OF)	2019, 2021
Relaford, Desi (IF)	2007
Rhame, Jacob A. (P)	2016, 2017
Rheinecker, John (P)	2006, 2007
Richard, Chris (IF)	2005
Richardson, Antoon E. (OF)	2016
Richardson, Dustin A. (P)	2015, 2016
Richardson, Kevin (C)	2008, 2009, 2010
Richman, Jason B. (P)	2018
Riley, Matt (P)	2005
Rios, Edwin G. (IF)	2017, 2018, 2019, 2022
Rivas, Webster J. (C)	2015
Rivera, Ruben M. (OF)	2002
Rivard, Rejean L. (P)	2003
Roberts, Ryan (IF)	2008
Robertson, (Nicholas) Nick P.	2022, 2023
Robertson, Richard W. (P)	1999
Robles, Hansel M. (P)	2022
Robinson, Andrew (P)	2014
Robinson, Errol A. (IF)	2019
Rocker, John L. (P)	2002
Rodgers, Brady (P)	2013, 2014
Rodriguez, Aneurys (P)	2012
Rodriguez, Fernando (P)	2011
Rodriguez, Frank J. (C)	2024
Rodriguez, Guilder (IF)	2010
Rodriguez, Paco (P)	2015
Rodriguez, Ricardo (P)	2004, 2005
Rodriguez, Richard A. (P)	2002
Rodriguez, Richard Ag. (P)	2014
Rodriguez, Wilfredo (P)	2005
Rogers, Rob M. (P)	2016
Rollins, David (P)	2013
Romano, Jason A. (IF/OF)	2001, 2002
Romero, Christian M. (P)	2024
Romero, Stefan D. (OF)	2022
Roney, Matt (P)	2005
Rooney, John (P)	2023, 2024
Rosario, Jerming M. (P)	2024
Rosario, Melvin G. (C)	1999
Rosscup, (Zachary) Zac M. (P)	2018, 2019
Roth, Tony (IF)	2007
Rowe, Steve (P)	2005, 2007, 2008
Rowland-Smith, Ryan (P)	2011
Ruggiano, Justin (OF)	2012
Ruiz, Keibert J. (C)	2019, 2021
Rupe, Josh (P)	2005, 2006, 2007, 2009
Rushing, Dalton W. (C/OF)	2024



Rushford, James T. (OF)	2003
Ryan, River J. (P)	2023, 2024
Ryu, Hyun-Jin (P)	2016, 2018

S

Sadler, Casey S. (P)	2019
Sadler, Donnie L. (OF)	2002, 2003
Sagmoen, Marc R. (OF)	1998, 1999, 2001
Salazar, Eduardo J. (P)	2024
Salow, Logan R. (P)	2021, 2022
Saltalamacchia, Jarrod (C)	2008, 2010
Samson, Nate R. (IF)	2015
Sanches, Brian (P)	2012
Sanchez, Angel (IF)	2012
Santana, Cristian Y. (IF)	2021
Santana, Dennis A. (P)	2018, 2019, 2021
Santana, Domingo (OF)	2014
Santos, Sergio J. (P)	2015
Santos, Victor I. (P)	2003
Sborz, Josh A. (P)	2018, 2019
Scavuzzo, Jacob L. (OF)	2017, 2018
Schafer, Jordan J. (OF)	2011, 2012, 2016
Schebler, Scott A. (OF)	2015
Scheppers, Tanner (P)	2010
Schlitter, Brian P. (P)	2018
Schlosser, (August) Gus C. (P)	2016
Schmack, Brian (P)	2001, 2002
Schueller, Sven H. (P)	2018
Schultz, Jaime M. (P)	2019
Schuster, Patrick J. (P)	2017
Schwaab, Andrew (P)	2021
Sclafani, Joe (IF)	2014
Scott, Tayler J. (P)	2023
Seager, Corey D. (IF)	2015
Seanez, Rudy C. (P)	2002, 2003
Seaton, Ross (P)	2012, 2013, 2014
Secrist, Reed T. (OF)	2000
Segedin, Rob M. (IF)	2016, 2017, 2018
Sele, Aaron (P)	2005
Sergio, Thomas A. (OF)	2000
Shave, Jonathan T. (IF)	2000
Sheldon, Scott P. (IF)	1998, 1999
Sheehan, (George) Emmet (P)	2023
Shelton, Chris (IF)	2008
Shelton, Matt (P)	2015
Sherriff, Ryan S. (P)	2023
Shibuya, Tim T. (P)	2016, 2017
Shirley, Tommy (P)	2014
Shoemaker, Scott (P)	2007
Shouse, Brian D. (P)	2003, 2004, 2006
Shuck, J.B. (OF)	2011, 2012
Sierra, Ruben A. (OF)	2000, 2001
Sierra, Yaisel (P)	2017, 2021
Sievert, Mark A. (P)	1999
Sikorski, Brian P. (P)	2000, 2001
Silva, Jose (P)	2006
Simms, Michael H. (OF)	1999, 2001
Simon, Alfredo (P)	2007
Simon, Randall (IF)	2006
Simons, J. Mitchell (IF)	2001
Simunic, Andy (IF/OF)	2011, 2012, 2013, 2014
Singleton, Jon (IF)	2013, 2014
Sinisi, Vince (OF)	2006
Small, Mark A. (P)	1998
Smart, Jon D. (P)	2001

Smith, Charles E. (P)	1999, 2000
Smith, Daniel C. (P)	1998
Smith, Jeff (C)	2004
Smith, Steve (P)	2015
Smith, Will (OF)	2005, 2006
Smith, (William) Will D. (C)	2018, 2019
Smoak, Justin (IF)	2009, 2010
Smoker, (Joshua) Josh M. (P)	2019
Snare, Ryan D. (P)	2003, 2004, 2005
Snyder, Ben (P)	2010
Snyder, Brad (OF)	2012
Sodowsky, Clint R. (P)	2000
Sogard, Alex (P)	2013
Solano, Danny (IF)	1999
Solano, Donovan (IF)	2018
Solbach, Markus (P)	2021
Solis, R. Ali (C)	2015
Sollecito, Gabriel J. (P)	2000
Somsen, Layne R. (P)	2016, 2017, 2019
Sosa, Henry (P)	2011, 2012
Sosa, Ruben (IF/OF)	2013, 2014
Soto, Elliot S. (IF)	2021
Souza Jr, Steven J. (OF)	2021
Spitzbarth, Shea (P)	2016, 2018, 2019
Sprague, Edward N. (OF)	2002
Springer, George (OF)	2013, 2014
Stamler, Keith P. (P)	2003, 2004, 2005
Standridge, Jason (P)	2005
Stassi, Max (P)	2014
Steed, David S. (C)	2001
Stevens, D. Lee (IF)	1998
Stewart, Brock A. (P)	2016, 2017, 2018, 2019
Stewart, Chris (C)	2007
Stoffel, Jason (P)	2013, 2014
Stone, Gavin B. (P)	2022, 2023
Stoneburner, Davis (IF)	2010
Storey, Mickey (P)	2011, 2012
Stripling, (Thomas) Ross (P)	2016, 2017
Strop, Pedro (P)	2009, 2010
Stults, Eric W. (P)	2015
Sturtze, Tanyon J. (P)	1998
Sublette, Ryan R. (P)	2024
Suero, Wander (P)	2023
Surkamp, Eric M. (P)	2015
Sutil, Wladimir (IF)	2011
Sweeney, Darnell T. (IF)	2015, 2017
Sweeney, Trey T. (IF)	2024
Sylvester, Billy (P)	2004
Syndergaard, Noah S. (P)	2023

T

Tabata, Jose N. (OF)	2015, 2016
Tajeron, Travis N. (OF)	2018
Taveras, Luis (C)	2001
Taveras, Willy (LF)	2010
Taylor, Chris A. (IF/OF)	2016, 2017, 2022, 2024
Teagarden, Taylor (C)	2008, 2010
Tejeda, Robinson (P)	2006, 2007, 2008
Telford, Anthony C. (P)	2002
Telis, Tomás (C)	2022
Tepesch, Nick J. (P)	2016
Thames, Marcus M. (OF)	2003
Thatcher, Joe (P)	2016
Thole, (Joshua) Josh M. (C)	2019
Thomas, Ian D. (P)	2015, 2016



Thomas, Larry W. (P).....	1998
Thomas, Mike D. (P).....	2015
Thompson, Erik (P).....	2004
Thompson, Justin W. (P).....	2000, 2005
Thompson, Kevin (OF).....	2009
Thompson, Trayce N. (OF).....	2017, 2023
Thorman, Scott (IF).....	2009
Thornburg, Tyler M. (P).....	2019
Tiburcio, Frederick (P).....	2014
Tjera, Michael (P).....	2005
Toles, (Alvin) Andrew (OF).....	2016, 2018
Tomlin, James (OF).....	2010
Torres, Andres (OF).....	2005
Torreyes, Ronny A. (IF).....	2014, 2015
Torrez, Raoul (IF).....	2013
Touchet, Danny (P).....	2007
Towles, J.R. (C).....	2011
Tracy, Chad (DH).....	2010
Treanor, Matt (C).....	2010
Treinen, Blake M. (P).....	2022, 2023, 2024
Trejo, Alan R. (IF).....	2024
Tremie, Christopher J. (C).....	1998
Troncoso, Ramon J. (P).....	2015
Tropeano, Nick (P).....	2014, 2021
Trzesniak, Nick (C).....	2006, 2007, 2008
Tsao, Chin-Hui (P).....	2015, 2016
Tsutsugo, (Yoshitomo) Yoshi (OF).....	2021
Tucker, Preston (OF).....	2014
Turnbow, Derrick (P).....	2009

U

Uceta, Edwin D. (P).....	2021
Urckfitz, Patrick (P).....	2011, 2013, 2014
Urena, Miguel A. (P).....	2016
Urias, Julio C. (P).....	2015, 2016, 2017, 2018

V

Vaalaika, (Patrick) Pat R. (IF).....	2023
Valdes, Pedro J. (OF).....	1999, 2000
Valera, Breyvic J. (IF).....	2018
Valdes, Raul (P).....	2014
Valdez, Jose (P).....	2011, 2012, 2013
Vallejo, Jose (IF).....	2009, 2011
Vallimont, Chris R. (P).....	2024
Van Hekken, Andy (P).....	2011
Van Slyke, Scott T. (OF).....	2016, 2017
Vance, Cory (P).....	2004
Van Poppel, Todd M. (P).....	1998
Vanasco, Ricky (P).....	2023, 2024
Vargas, Miguel A. (IF/OF).....	2022, 2023, 2024
Varland, (Augustus) Gus J. (P).....	2023, 2024
Vasquez, Andrew J. (P).....	2021
Vasquez, Jorge (P).....	2007
Vasquez, Luis M. (P).....	2019
Vaughan, Beau (P).....	2009
Vazquez, Ramon (IF).....	2007
Venable, Will D. (OF).....	2016
Venafro, Michael R. (P).....	1998, 1999
Venditte, Pat M. (P).....	2018
Veras, Jose (P).....	2005, 2014
Verdugo, Alex B. (OF).....	2017, 2018
Vesia, (Alexander) Alex V. (P).....	2021, 2023
Villafuerte, Bradon P. (P).....	2001
Villar, Henry (P).....	2011
Villar, Jonathan (IF).....	2013, 2014
Vivas, Jorbit J. (IF).....	2023

Voigt, John D. (OF).....	1998, 2000
Volquez, Edinson (P).....	2006, 2007

W

Wagner, Michael (P).....	2007
Wahl, (Robert) Bobby M. (P).....	2021, 2022
Waldron, Jeff (C).....	2004
Walker, Kevin (P).....	2006
Wallace, Brett (IF).....	2011, 2012, 2013
Wallace, Chris (C).....	2012, 2013
Wallach, Chad A. (C).....	2021
Walters, Blair (P).....	2013
Walters, P.J. D. (P).....	2015
Walters, Zach B. (OF).....	2016
Ward, Brian P. (C).....	2015
Ward, Jeremy (P).....	2006
Ward, Ryan J. (OF).....	2023, 2024
Wasdin, John (P).....	2004, 2005, 2006
Washington, Mark I. (P).....	2022, 2023
Waszgis, Robert M. (C).....	2000
Wates, Austin (OF).....	2013, 2014
Wathan, Derek (IF).....	2006
Watkins, Scott A. (P).....	1998
Watson, Cyrillo (P).....	2021
Webster, Anthony (OF).....	2006
Weiland, Kyle (P).....	2014
West, Kevin (OF).....	2007
West, Matt R.O. (P).....	2015, 2016
Wheeler, Jason M. (P).....	2017
White, Alex (P).....	2014
White, Bill (P).....	2007, 2008
White, (Mitchell) Mitch (P).....	2019, 2021, 2022
Whiting, (Mikel) Brant (C).....	2016, 2017
Wieland, Joe A. (P).....	2015
Wikoff, Brandon (IF).....	2011
Williams, Kendall A. (P).....	2023
Williams, (Lucas) Luke D. (IF).....	2023
Williams, Randy (P).....	2007
Williams, Todd (P).....	2004
Wilkerson, Aaron D. (P).....	2021
Wilkins, Andy R. (IF).....	2015
Wilson, Bobby L. (C).....	2017
Wilson, C.J. (P).....	2006
Wojciechowski, Asher (P).....	2013, 2014
Wolf, Ross (P).....	2011
Wolters, (Anthony) Tony J. (C).....	2021, 2022
Wong, Kolten K. (IF).....	2023
Wood, Mike (P).....	2007, 2009
Wright, Jamey A. (P).....	2003, 2007
Wright Jr., (Dennis Michael) Mike (P).....	2022
Wright, Wesley (P).....	2011
Wrobleksi, Justin M. (P).....	2024
Wrona, Richard J. (C).....	1998

Y

Yamamoto, Yoshinobu (P).....	2024
Yan, Ruddy (OF).....	2005, 2006
Young, Chris (P).....	2004
Young, Eric (OF).....	2006
Young, Michael B. (IF).....	2001
Younginer, (John) Madison (P).....	2017, 2018
Yurchak, Justin N. (IF).....	2023

Z

Zabala, Juan C. (C).....	2021
Zamora, Daniel J. (P).....	2022
Zaneski, Zach (C).....	2009
Zarraga, Shawn J. (C).....	2015, 2016



Zastrzyny, (Robert) Rob J. (P).....	2019
Zeid, Josh (P).....	2013, 2014
Zimmer, Bradley C. (OF).....	2023
Zimmerman, Jeffrey R. (P).....	1999
Zoccolillo, Peter (OF).....	2004
Zywica, Michael R. (OF).....	1999, 2000



2025 PACIFIC COAST LEAGUE INFORMATION, OPPONENTS & 2024 SEASON REVIEW





Pacific Coast League (Triple-A)

Originally founded: 1903

Notable alumni: Kris Bryant, Jacob deGrom, Joe DiMaggio, Bobby Doerr, Tony Gwynn, Juan Marichal, Pedro Martínez, Willie McCovey, David Ortiz, Mike Piazza, Ted Williams.

Current teams (10): Albuquerque Isotopes, El Paso Chihuahuas, Las Vegas Aviators, Oklahoma City Comets, Reno Aces, Round Rock Express, Sacramento River Cats, Salt Lake Bees, Sugar Land Space Cowboys and Tacoma Rainiers.

Triple-A Championship Format

The 2025 Triple-A National Championship Game will feature the winners of the International League and Pacific Coast League meeting in a single game to be played Saturday, Sept. 27 at Las Vegas Ballpark in Las Vegas, Nevada. Championship game participants will be determined through a best-of-three League Championship Series.

The Triple-A seasons in both the Pacific Coast League and International League will be split into halves for a third consecutive season, with the first half ending June 22. The second half will begin June 24 and the regular season will conclude Sept. 21. The first-half winners will host the second-half winners in a best-of-three LCS slated to begin Sept. 23 in both the PCL and IL. The two LCS winners will advance to Las Vegas for the Triple-A National Championship Game.

The PCL has won 10 of the 17 winner-take-all games against the IL since the championship game's inception in 2006. Last season, the Sugar Land Space Cowboys defeated the Omaha Storm Chasers, 13-6, in the 2024 Triple-A National Championship Game in Las Vegas.

2025 Experimental Rules for Triple-A (from MLB)*

- **Pitch Clock:** The pitch clock will continue to be utilized to improve pace of play at the Triple-A level with the guidelines remaining the same as those in place during the 2024 season. Pitchers must begin the natural movement associated with the delivery of the ball to the batter within 15 seconds when the bases are empty and within 18 seconds if there is a runner on base. The designated times between batters (0:30) and for inning breaks/pitching changes (2:15) also remain the same. Batters will be required to be in the batter's box and alert to the pitcher with eight or more seconds remaining and catcher's must be in the catcher's box with nine or more seconds remaining. A violation by the pitcher results in an automatic ball, a violation by the catcher results in an automatic ball and a violation by the hitter results in an automatic strike. For mound visits, the clock will be set to 30 seconds and begin counting down when the manager or coach has exited the dugout or when a defensive player leaves their position to confer with the player and the umpire has granted time out for a mound visit.

- **ABS Challenge System:** The automated strike zone, known as ABS, returns to Triple-A in 2025 along with the challenge system. Umpires will call balls and strikes during games, but players can challenge the result of the pitch by tapping the top of their heads or batting helmets. The challenge will be resolved by the ABS system, which will either uphold the initial call or overturn it and the results will be displayed on the videoboard or scoreboard. The umpire will announce which player is challenging and the pitch call. Following the video payout of the challenge result, the umpire will announce the result of the challenge and the revised count. Each team has two challenges per game, which are retained when used successfully.

- **Infield Positioning:** There will be a slight modification to the shift rules established in 2023 that require the defensive team to have no more than two infielders on either side of second base prior to a pitch being thrown and each infielder must be standing on the infield. For 2025, when an illegally positioned infielder is the first player to touch a batted ball, the batter will be entitled to first base and all runners will advance one base. If the defensive team violates the rule in any other circumstance, a ball will be added to the count. In all cases, the manager of the team at bat has the option to accept the appropriate penalty or the result of the play.

- **PitchCom:** Clubs will be responsible for ensuring that the PitchCom device is functional prior to the beginning of each half inning and following any mid-inning pitching change. The pitcher and catcher must test PitchCom prior to the first pitch of each inning and before the first pitch thrown by a pitcher who enters the game mid-inning to ensure the devices are working properly. If play must be stopped to address a PitchCom issue at any point during warm-ups or during the first batter the pitcher faces, the umpire will assess a Pitch Clock violation (i.e. automatic ball). Notwithstanding the foregoing, the Club may use a mound visit to address the PitchCom issue (in which case the Club will not be assessed a Pitch Clock violation). This provision applies to device malfunctions, breakage, and accidentals turnoffs, as well as pitchers who forget to bring a PitchCom receiver to the mound with them.

*Please note experimental rules may be modified throughout the season.

2024 Pacific Coast League Final Standings

East Division				West Division			
Team	Record	PCT	GB	Team	Record	PCT	GB
Sugar Land#x	93-56	.624	----	Tacoma	82-68	.547	----
Oklahoma City	79-71	.527	14.5	Sacramento	80-70	.533	2.0
Round Rock	71-77	.480	21.5	Reno	79-70	.530	2.5
El Paso	64-86	.427	29.5	Las Vegas	74-75	.497	7.5
Albuquerque	58-92	.387	35.5	Salt Lake	67-82	.450	14.5

x - PCL champion (swept Reno for PCL title; beat Omaha Storm Chasers 13-6 for 2024 Triple-A National Championship)
- PCL first-half champion

Pacific Coast League Postseason All-Stars*

Position	Player	Team	Affiliate	Triple-A Stats
C	Adrian Del Castillo	Reno	AZ	.312 AVG / 1.002 OPS / 26 HR / 75 RBI
1B	Jason Vosler	Tacoma	SEA	.303 AVG / .944 OPS / 31 HR / 110 RBI
2B	Jordan Diaz	Las Vegas	OAK	.301 AVG / .891 OPS / 22 HR / 78 RBI
SS	Nick Allen	Las Vegas	OAK	.345 AVG / .928 OPS / 7 HR / 51 RBI
3B	Andrés Chaparro	Reno	AZ	.332 AVG / .967 OPS / 19 HR / 75 RBI
OF	Pedro León	Sugar Land	HOU	.299 AVG / .886 OPS / 24 HR / 90 RBI
OF	James Outman	Oklahoma City	LAD	.279 AVG / .933 OPS / 17 HR / 46 RBI
OF	Colby Thomas	Las Vegas	OAK	.272 AVG / .903 OPS / 17 HR / 45 RBI
DH	Shay Whitcomb	Sugar Land	HOU	.293 AVG / .908 OPS / 25 HR / 91 RBI
UTIL	Armando Alvarez	Las Vegas	OAK	.315 AVG / .967 OPS / 15 HR / 54 RBI
Starter	Colton Gordon	Sugar Land	HOU	25 G / 8-2 / 3.94 ERA / 124 SO
Starter	Jack Leiter	Round Rock	TEX	17 G / 6-4 / 3.51 ERA / 110 SO1
Starter	Ryan Gusto	Sugar Land	HOU	29 G / 8-6 / 3.70 ERA / 141 SO
Starter	AJ Blubaugh	Sugar Land	HOU	27 G / 12-4 / 3.83 ERA / 128 SO
Reliever	Grant Holman	Las Vegas	OAK	23 G / 4-0 / 0.92 ERA / 30 SO / 3 SV
Reliever	Wander Suero	Sugar Land	HOU	67 G / 7-1 / 2.66 ERA / 71 SO / 37 SV

Pacific Coast League Award Winners*

MVP	Adrian Del Castillo	Reno	LAD
Pitcher of the Year	Jack Leiter	Round Rock	TEX
Top MLB Prospect	Deyvison de los Santos	Reno	AZ
Manager of the Year	Mickey Storey	Sugar Land	HOU

*Votes cast by league managers and final decisions determined by the Commissioner's Office.

2024 Pacific Coast League Attendance			
Club	Total	Openings	Average
Albuquerque	503,525	75	6,714
El Paso	491,296	75	6,551
Las Vegas	481,802	74	6,467
Salt Lake	469,478	74	6,302
Sacramento	409,700	74	5,463
Tacoma	401,027	73	5,347
Oklahoma City	387,988	74	5,173
Round Rock	366,025	72	4,946
Reno	355,269	74	4,769
Sugar Land	280,956	73	3,771





1601 Avenida Cesar Chavez S.E.
Albuquerque, NM 87106
Phone: (505) 924-2255
Website: milb.com/albuquerque
Email: info@abqisotopes.com
X: @abqtopes



Pedro Lopez

Affiliation.....Colorado Rockies (2015)

Front Office

Owner.....Diamond Baseball Holdings
General Manager.....John Traub
Immediate Past President/Consultant.....Ken Young
Director of Stadium Operations.....Bobby Atencio
Director of Team Operations.....Ryan Maxwell
Public Relations Manager.....Forest Stulting
Public Relations Coordinator.....Joe Traub
Broadcaster.....Josh Suchon

Field Staff

Manager.....Pedro Lopez (3rd season)
Pitching Coach.....Chris Michalak (3rd season)
Hitting Coach.....Jordan Pacheco (4th season)
Bench Coach.....Michael Ryan (2nd season)
Athletic Trainer.....Hoshi Mizutani (5th season)
Physical Performance Coach.....Mason Rook (3rd season)

Stadium Information

Stadium Name.....Rio Grande Credit Union Field at Isotopes Park
Capacity.....13,279
Year Opened.....2003
Playing Surface.....Natural Grass
Dimensions (in feet).....LF-340, CF-428, RF-340

Team Information

2024 Record.....58-92 (5th, East Division)
2024 Attendance.....503,525 total (1st)
6,714 average (1st)

OKC vs. Isotopes All-Time Records (since 2003)

Overall.....154-127
@OKC.....84-56
@ABQ.....70-71

2025 Rockies Top 10 Prospects (Baseball America)

1. Chase Dollander, RHP
2. Charlie Condon, 3B
3. Cole Carrigg, OF/SS
4. Yanquiel Fernandez, OF
5. Robert Calaz, OF
6. Adael Amador, 2B
7. Zac Veen, OF
8. Carson Palmquist, LHP
9. Brody Brecht, RHP
10. Ryan Ritter, SS



2025 Schedule OKC vs. ABQ (18 games) (all times Central)

May 6	6:05 p.m.	@OKC
May 7	11:05 a.m.	@OKC
May 8	7:05 p.m.	@OKC
May 9	7:05 p.m.	@OKC
May 10	6:05 p.m.	@OKC
May 11	2:05 p.m.	@OKC
June 10	7:35 p.m.	@ABQ
June 11	1:05 p.m.	@ABQ
June 12	7:35 p.m.	@ABQ
June 13	7:35 p.m.	@ABQ
June 14	7:35 p.m.	@ABQ
June 15	7:05 p.m.	@ABQ
Aug. 12	7:05 p.m.	@OKC
Aug. 13	7:05 p.m.	@OKC
Aug. 14	7:05 p.m.	@OKC
Aug. 15	7:05 p.m.	@OKC
Aug. 16	7:05 p.m.	@OKC
Aug. 17	6:05 p.m.	@OKC

2024 Results OKC (16) vs. ABQ (8)

April 2	W 7-5	@OKC
April 3	W 8-7	@OKC
April 4	L 4-5	@OKC
April 5	W 3-1	@OKC
April 6	W 4-3	@OKC
April 7	W 11-3	@OKC
April 23	W 17-13	@ABQ
April 24	W 11-9	@ABQ
April 25	W 21-9	@ABQ
April 26	W 5-4	@ABQ
April 27	L 7-10	@ABQ
April 28	L 7-9	@ABQ
May 28	W 6-2	@ABQ
May 29	W 6-1	@ABQ
May 30	W 11-1	@ABQ
May 31	W 14-5	@ABQ
June 1	L 9-10	@ABQ
June 2	W 13-2	@ABQ
June 18	L 5-8	@OKC
June 19	W 5-4 (11)	@OKC
June 20	L 5-8	@OKC
June 21	L 3-4	@OKC
June 22	L 1-3	@OKC
June 23	W 8-4	@OKC



1 Ballpark Plaza
El Paso, TX 79901
Phone: (915) 242-2000
Website: milb.com/el-paso
Email: info@epchihuahuas.com
X: @epchihuahuas



Pete Zamora

Affiliation San Diego Padres (2014)

Front Office

Owner/Chairman of the Board..... Josh Hunt
Owners..... Alejandra de la Vega Foster; Paul Foster; Woody Hunt
President..... Alan Ledford
Senior Vice President and General Manager Brad Taylor
Baseball Operations Manager..... Anthony Rifenburg
Senior Director of Marketing and Communications..... Angela Olivas
Senior Manager of Broadcast and Media Relations..... Tim Hagerty
Media Relations Assistant..... Carson Harper

Field Staff

Manager..... Pete Zamora (2nd season)
Pitching Coach..... Scott Mitchell (3rd season)
Assistant Pitching Coach..... Jimmy Jones (3rd season)
Hitting Coach..... Raul Padron (2nd season)
Bench Coach Matt Adams (1st season)
Athletic Trainer Carlos Olivas (3rd season)
Athletic Trainer..... David Bryan (3rd season)
Strength Coach..... A.J. Russell (12th season)

Stadium Information

Stadium Name..... Southwest University Park
Capacity..... 9,500
Year Opened..... 2014
Playing Surface..... Natural Grass
Dimensions (in feet)..... LF-322; CF-406; RF-322

Team Information

2024 Record..... 64-86 (4th, East Division)
2024 Attendance..... 491,296 total (2nd)
6,551 average (2nd)

OKC vs. Chihuahuas All-Time Records (since 2014)

Overall..... 60-50
@OKC 30-20
@ELP 30-30

2025 Padres Top 10 Prospects (Baseball America)

1. Leodalis De Vries, SS
2. Ethan Salas, C
3. Kash Mayfield, LHP
4. Humberto Cruz, RHP
5. Boston Bateman, LHP
6. Braden Nett, RHP
7. Victor Lizarraga, RHP
8. Cobb Hightower, SS
9. Isaiah Lowe, RHP
10. Deivid Coronil, SS



2025 Schedule OKC vs. ELP (18 games)

(all times Central)

April 1	7:05 p.m.	@OKC
April 2	7:05 p.m.	@OKC
April 3	7:05 p.m.	@OKC
April 4	7:05 p.m.	@OKC
April 5	6:05 p.m.	@OKC
April 6	2:05 p.m.	@OKC
April 29	7:05 p.m.	@OKC
April 30	6:05 p.m.	@OKC
May 1	11:05 a.m.	@OKC
May 2	7:05 p.m.	@OKC
May 3	6:05 p.m.	@OKC
May 4	2:05 p.m.	@OKC
Aug. 5	7:35 p.m.	@ELP
Aug. 6	1:05 p.m.	@ELP
Aug. 7	7:35 p.m.	@ELP
Aug. 8	7:35 p.m.	@ELP
Aug. 9	7:35 p.m.	@ELP
Aug. 10	1:05 p.m.	@ELP

2024 Results OKC (10) vs. ELP (8)

July 9	L, 3-7	@OKC
July 10	L, 3-12	@OKC
July 11	W, 5-0	@OKC
July 12	W, 6-4	@OKC
July 13	L, 3-9	@OKC
July 14	W, 5-4 (11)	@OKC
July 30	L, 2-10	@ELP
July 31	W, 7-6 (10)	@ELP
Aug. 1	L, 2-6	@ELP
Aug. 2	L, 2-7	@ELP
Aug. 3	L, 3-8	@ELP
Aug. 4	W, 8-6	@ELP
Aug. 20	W, 10-3	@OKC
Aug. 21	W, 5-2	@OKC
Aug. 22	W, 2-1	@OKC
Aug. 23	L, 4-6	@OKC
Aug. 24	W, 1-0	@OKC
Aug. 25	W, 5-3	@OKC





1650 S. Pavilion Center Dr.
Las Vegas, NV 89135
Phone: (702) 939-7200
Website: milb.com/las-vegas
Email: info@thelvbballpark.com
X: @AviatorsLV



Fran Riordan

Affiliation Athletics (2019)

Front Office

Owner.....Summerlin LV Baseball Club LLC
President/Chief Operations Officer..... Don Logan
General Manager/VP of Sales and Marketing..... Chuck Johnson
Director of Team Operations..... Steven Dwyer
Director of Media RelationsJim Gemma
Director of Broadcasting.....Russ Langer

Field Staff

Manager.....Fran Riordan (7th season)
Pitching Coach..... Paul Abbott (1st season)
Hitting Coach..... Brian McArn (3rd season)
Assistant Hitting Coach..... Kevin Kouzmanoff (1st season)
Assistant Pitching Coach.....Don Schulze (1st season)
Athletic TrainerJake Routhier (2nd season)
Athletic Trainer Dave Comeau (3rd season)
Sport Performance CoachSteven Thayer (2nd season)

Stadium Information

Stadium Name Las Vegas Ballpark
Capacity.....8,196
Year Opened.....2019
Playing Surface.....Natural Grass
Dimensions (in feet).....LF-340; CF-415; RF-340

Team Information

2024 Record74-75 (3rd, West Division)
2024 Attendance.....481,802 total (3rd)
6,511 average (3rd)

OKC vs. Aviators All-Time Records (since 1998)

Overall70-73
@OKC30-37
@LV40-36

**2025 Athletics Top 10 Prospects
(Baseball America)**

- 1. Nick Kurtz, 1B
- 2. Jacob Wilson, SS
- 3. Colby Thomas, OF
- 4. Jack Perkins, RHP
- 5. Luis Morales, RHP
- 6. Mason Barnett, RHP
- 7. Henry Bolte, OF
- 8. Denzel Clarke, OF
- 9. Max Muncy, SS
- 10. Tommy White, 3B



**2025 Schedule
OKC vs. LV (12 games)**
(all times Central)

May 27	8:35 p.m.	@LV
May 28	8:35 p.m.	@LV
May 29	8:35 p.m.	@LV
May 30	9:05 p.m.	@LV
May 31	9:05 p.m.	@LV
June 1	2:05 p.m.	@LV
July 1	9:05 p.m.	@LV
July 2	9:05 p.m.	@LV
July 3	8:05 p.m.	@LV
July 4	7:05 p.m.	@OKC
July 5	7:05 p.m.	@OKC
July 6	6:05 p.m.	@OKC

**2024 Results
OKC (8) vs. LV (4)**

July 1	L, 6-12	@LV
July 2	W, 11-6	@LV
July 3	W, 3-1	@LV
July 4	W, 7-2	@OKC
July 5	L, 7-11	@OKC
July 6	L, 2-4	@OKC
Aug. 13	W, 10-8	@LV
Aug. 14	W, 13-7	@LV
Aug. 15	L, 2-9	@LV
Aug. 16	W, 10-4	@LV
Aug. 17	W, 8-5	@LV
Aug. 18	W, 6-3	@LV

A portrait of a male baseball player wearing a Los Angeles Dodgers uniform. He is wearing a blue cap with the 'LA' logo and a white jersey with blue piping. He is smiling slightly.

Affiliation Cardinals (1998)

Owner.....Diamond Baseball Holdings
President/General Manager.....Craig Unger
VP, Stadium and Baseball Operations.....Mike Voutsinas
Marketing Director.....Kayla Hezel
Broadcaster.....Alex Coil

Manager.....	Ben Johnson (6th season)
Pitching Coach.....	Darwin Marrero (3rd season)
Hitting Coach.....	Howie Clark (3rd season)
Coach.....	Peter Mooney (1st season)
Athletic Trainer	Dan Martin (7th season)
Strength and Conditioning Coach.....	Jon Hill (1st season)

Stadium Name.....	AutoZone Park
Capacity.....	10,000
Year Opened.....	2000
Playing Surface.....	Natural Grass
Dimensions (in feet).....	LF-319; CF-400; RF-322

2024 Record.....74-74 (5th, International League West Division)
2024 Attendance.....199,992 total (20th, International League)
2,703 average (20th)

Overall	183-168
@OKC	100-74
@MEM	83-94

Aug. 26	7:05 p.m.	@OKC
Aug. 27	7:05 p.m.	@OKC
Aug. 28	7:05 p.m.	@OKC
Aug. 29	7:05 p.m.	@OKC
Aug. 30	7:05 p.m.	@OKC
Aug. 31	6:05 p.m.	@OKC


2025 Cardinals Top 10 Prospects (Baseball America)

1. JJ Wetherholt, SS
2. Quinn Mathews, LHP
3. Tink Hence, RHP
4. Thomas Saggese, 2B
5. Yairo Padilla, SS
6. Tekoah Roby, RHP
7. Cooper Hjerpe, LHP
8. Chase Davis, OF
9. Jimmy Crooks, C
10. Michael McGreevv, RHP





250 Evans Ave.
Reno, NV 89501
Phone: (775) 334-4700
Website: milb.com/reno
Email: info@renoaces.com
X: @aces



Jeff Gardner

Affiliation Arizona Diamondbacks (2009)

Front Office

OwnerHerb Simon
President.....Eric Edelstein
General Manager and Chief Operating Officer.....Chris Phillips
Chief Financial Officer.....Stacey Bowman
Vice President, MarketingA.J. Grimm
Communications ManagerCollin Robinson
Communications Coordinator..... Ben Fairly
Broadcaster..... Nash Walker

Field Staff

Manager.....Jeff Gardner (1st season)
Pitching CoachDoug Drabek (4th season)
Pitching CoachJeff Bajenaru (5th season)
Hitting Coach.....Termel Sledge (1st season)
Bench Coach.....Shawn Roof (2nd season)
Coach.....Jaime Del Valle (1st season)
Athletic Trainer Paul Porter (2nd season)
Assistant Athletic Trainer.....Connor Oates (1st season)
Strength and Training Coach.....Ryan Harrel (1st season)

Stadium Information

Stadium NameGreater Nevada Field
Capacity.....9,013
Year Opened.....2009
Playing Surface.....Natural Grass
Dimensions (in feet).....LF-339; CF-410; RF-340

Team Information

2024 Record79-70 (3rd, West Division)
2024 Attendance.....355,269 total (9th)
4,801 average (9th)

OKC vs. Aces All-Time Records (since 2009)

Overall47-39
@OKC29-19
@RNO.....18-20

**2025 Diamondbacks Top 10 Prospects
(Baseball America)**

- 1. Jordan Lawlar, SS
- 2. Demetrio Crisantes, 2B
- 3. Yilber Diaz, RHP
- 4. Druw Jones, OF
- 5. Jansel Luis, SS
- 6. Slade Caldwell, OF
- 7. Adrian Del Castillo, C
- 8. Ryan Waldschmidt, OF
- 9. Gino Groover, 3B/2B
- 10. Tommy Troy, 2B



**2025 Schedule
OKC vs. RNO (12 games)**
(all times Central)

June 3	7:05 p.m.	@OKC
June 4	7:05 p.m.	@OKC
June 5	7:05 p.m.	@OKC
June 6	7:05 p.m.	@OKC
June 7	6:05 p.m.	@OKC
June 8	2:05 p.m.	@OKC
July 22	8:35 p.m.	@RNO
July 23	8:35 p.m.	@RNO
July 24	8:35 p.m.	@RNO
July 25	8:35 p.m.	@RNO
July 26	8:35 p.m.	@RNO
July 27	3:05 p.m.	@RNO

**2024 Results
OKC (4) vs. RNO (8)**

May 21	W, 12-3	@OKC
May 22	W, 5-1	@OKC
May 23	L, 2-4	@OKC
May 24	W, 4-3	@OKC
May 25	L, 7-13	@OKC
May 26	L, 0-6	@OKC
June 25	W, 6-3	@RNO
June 26	L, 8-9	@RNO
June 27	L, 2-4	@RNO
June 28	L, 1-3	@RNO
June 29	L, 4-5	@RNO
June 30	L, 2-8	@RNO



3400 E. Palm Valley Blvd.
Round Rock, TX 78665
Phone: (512) 255-2255
Website: milb.com/round-rock
Email: info@rrexpress.com
X: @rrexpress

Affiliation Texas Rangers (2011-18; 2021)

Front Office

Owner Ryan Sanders Sports & Entertainment
President Chris Almendarez
General Manager Tim Jackson
Manager, Public Relations/Broadcasting Rylan Kobre
Manager, Communications and Travel Aubrey Painter
Coordinator, Baseball Operations Jackson Ryan
Broadcaster Rylan Kobre

Field Staff

Manager Doug Davis (3rd season)
Pitching Coach Jon Goebel (1st season)
Hitting Coach Matt Lawson (4th season)
Bench Coach Chase Lambin (5th season)
Development Coach Josh Johnson (4th season)
Bullpen Coach Dave Borkowski (3rd season)
Athletic Trainer Will Whitehead (3rd season)
Strength and Conditioning Coach Jeff Mathers (2nd season)

Stadium Information

Stadium Name Dell Diamond
Capacity 11,631
Year Opened 2000
Playing Surface Natural Grass
Dimensions LF-335; CF-400; RF-325

Team Information

2024 Record 71-77 (3rd, East Division)
2024 Attendance 366,025 total (8th)
5,084 average (8th)

OKC vs. Express All-Time Records (since 2005)

Overall 191-151
@OKC 89-77
@RR 102-74

2025 Rangers Top 10 Prospects (Baseball America)

1. Kumar Rocker, RHP
2. Sebastian Walcott, SS
3. Alejandro Rosario, RHP
4. Emiliano Teodoro, RHP
5. Winston Santos, RHP
6. Malcolm Moore, C
7. Yofran Castillo, SS
8. Jack Leiter, RHP
9. Dylan Dreiling, OF
10. Alejandro Osuna, OF



Doug Davis

2025 Schedule (18 games)

OKC vs. RR

(all times Central)

April 8	12:05 p.m.	@RR
April 9	7:05 p.m.	@RR
April 10	7:05 p.m.	@RR
April 11	7:15 p.m.	@RR
April 12	7:15 p.m.	@RR
April 13	1:05 p.m.	@RR
May 13	7:05 p.m.	@RR
May 14	7:05 p.m.	@RR
May 15	7:05 p.m.	@RR
May 16	7:15 p.m.	@RR
May 17	7:15 p.m.	@RR
May 18	1:05 p.m.	@RR
June 17	6:05 p.m.	@OKC
June 18	12:05 p.m.	@OKC
June 19	7:05 p.m.	@OKC
June 20	7:05 p.m.	@OKC
June 21	7:05 p.m.	@OKC
June 22	6:05 p.m.	@OKC

2024 Results OKC (15) vs. RR (12)

April 10	L, 6-7 (7)	@RR
April 10	L, 1-6 (7)	@RR
April 11	W, 4-2	@RR
April 12	W, 7-1	@RR
April 13	W, 12-3	@RR
April 14	W, 14-5	@RR
June 4	L, 3-4	@OKC
June 6	W, 6-1 (7)	@OKC
June 6	L, 10-11 (7)	@OKC
June 7	W, 5-3	@OKC
June 8	W, 10-9	@OKC
June 9	L, 1-3	@OKC
July 19	W, 10-6	@RR
July 20	L, 1-2 (10)	@RR
July 21	L, 0-4	@RR
Aug. 6	W, 5-3	@OKC
Aug. 7	W, 8-1	@OKC
Aug. 8	L, 2-7	@OKC
Aug. 9	L, 6-7	@OKC
Aug. 10	L, 2-3	@OKC
Aug. 11	W, 3-0	@OKC
Aug. 27	W, 13-1	@RR
Aug. 28	L, 3-4 (10)	@RR
Aug. 29	L, 1-3	@RR
Aug. 30	W, 4-3	@RR
Aug. 31	W, 6-5 (10)	@RR
Sept. 1	W 9-1	@RR





400 Ballpark Dr.
West Sacramento, CA 95691
Phone: (916) 376-4722
Website: milb.com/sacramento
Email: reception@rivercats.com
X: @rivercats

Affiliation.....San Francisco Giants (2015)

Front Office

CEO/Majority Owner.....Vivek Ranadive
President/COO/General Manager.....Chip Maxson
Executive Vice President, Finance.....Maddie Strika
Communications Coordinator.....Jake Ward
Baseball Operations Manager.....Sabrina Aguiar
Broadcaster.....Zack Bayrouty

Field Staff

Manager.....Dave Brundage (9th season)
Pitching Coach.....Alain Quijano (2nd season)
Hitting Coach.....PJ Pilittere (1st season)
Fundamentals Coach.....Jolbert Cabrera (6th season)
Assistant Hitting Coach.....Rob Riggins (2nd season)
Athletic Trainer.....Brian Reinker (4th season)
Athletic Trainer.....Chris Walsh (2nd season)
Strength and Conditioning Coach.....Chris Harms (1st season)

Stadium Information

Stadium Name.....Sutter Health Park
Capacity.....14,014
Year Opened.....2000
Playing Surface.....Natural Grass
Dimensions (in feet).....LF-330; CF-403; RF-325

Team Information

2024 Record.....80-70 (2nd, West Division)
2024 Attendance.....409,707 total (5th)
5,537 average (8th)

OKC vs. River Cats All-Time Records (since 2000)

Overall.....64-63
@OKC.....31-32
@SAC.....33-31

2025 Giants Top 10 Prospects
(Baseball America)

- 1. Bryce Eldridge, 1B
- 2. Marco Luciano, SS
- 3. Carson Whisenhunt, LHP
- 4. James Tibbs, OF
- 5. Josuar Gonzalez, SS
- 6. Dakota Jordan, OF
- 7. Grant McCray, OF
- 8. Trevor McDonald, RHP
- 9. Mason Black, RHP
- 10. Joe Whitman, LHP



Dave Brundage

2025 Schedule (21 games)
OKC vs. SAC

(all times Central)

May 20	7:05 p.m.	@OKC
May 21	7:05 p.m.	@OKC
May 22	7:05 p.m.	@OKC
May 23	7:05 p.m.	@OKC
May 24	6:05 p.m.	@OKC
May 25	2:05 p.m.	@OKC
June 24	8:45 p.m.	@SAC
June 25	2:05 p.m.	@SAC
June 26	8:45 p.m.	@SAC
June 27	8:45 p.m.	@SAC
June 28	8:37 p.m.	@SAC
June 29	3:05 p.m.	@SAC
July 18	8:45 p.m.	@SAC
July 19	8:37 p.m.	@SAC
July 20	3:05 p.m.	@SAC
Sept. 9	6:05 p.m.	@OKC
Sept. 10	12:05 p.m.	@OKC
Sept. 11	7:05 p.m.	@OKC
Sept. 12	7:05 p.m.	@OKC
Sept. 13	6:05 p.m.	@OKC
Sept. 14	2:05 p.m.	@OKC

2024 Results
OKC (4) vs. SAC (8)

April 16	L, 2-3	@OKC
April 17	W, 4-3	@OKC
April 18	L, 4-8	@OKC
April 19	L, 5-7	@OKC
April 20	L, 1-3	@OKC
April 21	W, 5-4	@OKC
May 14	L, 1-3	@SAC
May 15	L, 1-4	@SAC
May 16	L, 0-8	@SAC
May 17	L, 1-5	@SAC
May 18	W, 5-3	@SAC
May 19	W, 6-4	@SAC



Headshot of Coach Mike Smith, a man with a mustache wearing a black baseball cap and a white shirt.

Affiliation Los Angeles Angels (2001)

Owner Gail Miller
CRO/EVP/General Manager Ty Wardle
Senior Vice President of Baseball Cameron Coughlan
Communications Manager Nate Thompson
Broadcaster Tony Parks

Manager.....	Keith Johnson (10th season)
Pitching Coach.....	Shane Loux (2nd season)
Hitting Coach.....	Alonzo Powell (2nd season)
Assistant Pitching Coach.....	Andy Hawkins (2nd season)
Coach.....	Jack Santora (3rd season)
Athletic Trainer.....	Jonathan Fierro (5th season)
Athletic Trainer.....	Koki Ikeda (1st season)
Strength and Conditioning Coach.....	Jimmy Sanchez (3rd season)
Game Planning Strategist.....	Michael Snow (1st season)
Video Assistant	Zackary Turner (1st season)

Stadium Name.....Daybreak Field at America First Square
Capacity.....8,000
Year Opened.....2025
Playing Surface.....Natural Grass
Dimensions.....LF-345; CF-420; RF-345

2024 Record	67-82 (5th, West Division)
2024 Attendance.....	469,478 total (4th)
	6,344 average (4th)

Overall	79-70
@OKC	42-32
@SL	37-38

1. Caden Dana, RHP
2. Christian Moore, 2B
3. Samuel Aldegheri, LHP
4. George Klassen, RHP
5. Nelson Rada, OF
6. Joswa Lugo, SS
7. Ryan Johnson, RHP
8. Denzer Guzman, SS
9. Juan Flores, C
10. Barrett Kent, RHP



(all times Central)


April 22	7:35 p.m.	@SL
April 23	7:35 a.m.	@SL
April 24	7:35 p.m.	@SL
April 25	7:35 p.m.	@SL
April 26	2:05 p.m.	@SL
April 27	1:05 p.m.	@SL
July 29	7:05 p.m.	@OKC
July 30	7:05 p.m.	@OKC
July 31	7:05 p.m.	@OKC
Aug. 1	7:05 p.m.	@OKC
Aug. 2	7:05 p.m.	@OKC
Aug. 3	6:05 p.m.	@OKC

April 30	L, 2-3	@OKC
May 1	W, 9-2	@OKC
May 2	W, 5-3	@OKC
May 3	L, 0-4	@OKC
May 4	W, 5-4 (11)	@OKC
May 5	W, 4-1	@OKC
Sept. 17	L, 1-11	@SL
Sept. 18	W, 20-6	@SL
Sept. 19	W, 9-3	@SL
Sept. 20	L, 4-6	@SL
Sept. 21	W, 13-2	@SL
Sept. 22	W, 3-1	@SL





1 Stadium Dr.
Sugar Land, TX 77498
Phone: (281) 240-4487
Website: milb.com/sugar-land
Email: info@slspacecowboys.com
X: @SLSpaceCowboys



Mickey Storey

Affiliation Houston Astros (2021)

Front Office

Owner Jim Crane
General Manager Tyler Stamm
Assistant General Manager Chris Parsons
Media Relations Manager & Broadcaster Garrett Greene

Field Staff

Manager Mickey Storey (5th season)
Pitching Coach Sean Buchanan (1st season)
Hitting Coach Joe Thurston (2nd season)
Development Coach Wladimir Sutil (4th season)
Athletic Trainer Takeaki Ando (2nd season)
Strength Coach Sam Knox (2nd season)
Mental Skills Coach Justin McKissick (1st season)

Stadium Information

Stadium Name Constellation Field
Capacity 7,500
Year Opened 2012
Playing Surface Natural Grass
Dimensions LF-325; CF-405; RF-323

Team Information

2024 Record 93-56 (1st, East Division)
2024 Attendance 280,956 total (10th)
3,849 average (10th)

OKC vs. Space Cowboys All-Time Records (since 2021)

Overall 52-38
@OKC 27-18
@SUG 25-20

2025 Astros Top 10 Prospects (Baseball America)

1. Cam Smith, 3B
2. Jacob Melton, OF
3. Brice Matthews, SS
4. Zach Dezenzo, 3B
5. Walker Janek, C
6. Miguel Ullola, RHP
7. Ryan Forcucci, RHP
8. Shay Whitcomb, SS
9. A.J. Blubaugh, RHP
10. Ethan Pecko, RHP



2025 Schedule (15 games)

OKC vs. SUG

(all times Central)

March 28 7:05 p.m.	@SUG
March 29 6:05 p.m.	@SUG
March 30 2:05 p.m.	@SUG
July 8 7:05 p.m.	@OKC
July 9 7:05 p.m.	@OKC
July 10 7:05 p.m.	@OKC
July 11 7:05 p.m.	@OKC
July 12 7:05 p.m.	@OKC
July 13 1:05 p.m.	@OKC
Sept. 2 7:05 p.m.	@SUG
Sept. 3 7:05 p.m.	@SUG
Sept. 4 7:05 p.m.	@SUG
Sept. 5 7:05 p.m.	@SUG
Sept. 6 7:05 p.m.	@SUG
Sept. 7 6:05 p.m.	@SUG


2024 Results

OKC (6) vs. SUG (12)

May 7	L, 2-3 (10)	@SUG
May 8	W, 8-6	@SUG
May 9	W, 22-3	@SUG
May 10	L, 4-5	@SUG
May 11	L, 1-3	@SUG
May 12	W, 7-4	@SUG
June 11	W, 11-2	@SUG
June 12	L, 2-6	@SUG
June 13	L, 2-5	@SUG
June 14	L, 8-10	@SUG
June 15	L, 5-14	@SUG
June 16	W, 9-2	@SUG
Sept. 3	L, 2-4	@OKC
Sept. 4	L, 3-8	@OKC
Sept. 5	L, 1-3	@OKC
Sept. 6	W, 1-0	@OKC
Sept. 7	L, 1-4	@OKC
Sept. 8	L, 2-7	@OKC



2502 S. Tyler St.
Tacoma, WA 98405
Phone: (253) 752-7707
Website: milb.com/tacoma
X: @RainiersLand



John Russell

AffiliationSeattle Mariners (1995)

Front Office

Owner/CEOMikal Thomsen
President/General ManagerAaron Artman
Director of Baseball Operations and MerchandiseAshley Schutt
Director of Media Relations, Baseball InformationAndy Helwig
BroadcasterRylee Pay

Field Staff

ManagerJohn Russell (3rd season)
Pitching CoachJairo Cuevas (3rd season)
Hitting CoachShawn O'Malley (2nd season)
Bench CoachEric Farris (3rd season)
Athletic TrainerAric Quinney (3rd season)
Strength and Conditioning CoachCorey Measner (2nd season)

Stadium Information

Stadium NameCheney Stadium
Capacity6,500
Year Opened1960 (renovated 2011)
Playing SurfaceNatural Grass
Dimensions (in feet)LF-325; CF-425; RF-325

Team Information

2024 Record82-68 (1st, West Division)
2024 Attendance401,027 total (6th)
5,494 average (6th)

OKC vs. Rainiers All-Time Records (since 1998)

Overall:70-73
@OKC:46-32
@TAC:24-41

2025 Mariners Top 10 Prospects (Baseball America)

1. Colt Emerson, SS/3B
2. Cole Young, SS/2B
3. Jonny Farnelo, OF
4. Michael Arroyo, 2B
5. Felin Celesten, SS
6. Harry Ford, C
7. Lazaro Montes, OF
8. Logan Evans, RHP
9. Ryan Sloan, RHP
10. Tyler Locklear, 1B



2025 Schedule (18 games)

OKC vs. TAC

(all times Central)

April 15	6:05 p.m.	@OKC
April 16	11:05 a.m.	@OKC
April 17	7:05 p.m.	@OKC
April 18	7:05 p.m.	@OKC
April 19	6:05 p.m.	@OKC
April 20	4:05 p.m.	@OKC
Aug. 19	9:05 p.m.	@TAC
Aug. 20	9:05 p.m.	@TAC
Aug. 21	9:05 p.m.	@TAC
Aug. 22	9:05 p.m.	@TAC
Aug. 23	8:05 p.m.	@TAC
Aug. 24	3:35 p.m.	@TAC
Sept. 16	2:05 p.m.	@TAC
Sept. 17	8:05 p.m.	@TAC
Sept. 18	9:05 p.m.	@TAC
Sept. 19	9:05 p.m.	@TAC
Sept. 20	8:05 p.m.	@TAC
Sept. 21	3:35 p.m.	@TAC

2024 Results OKC (8) vs. TAC (7)

Mar. 29	L, 0-1	@TAC
Mar. 30	W, 9-7	@TAC
Mar. 31	L, 6-7	@TAC
July 23	L, 4-10	@OKC
July 24	W, 10-1	@OKC
July 25	L, 3-5	@OKC
July 26	L, 1-4	@OKC
July 27	W, 7-6	@OKC
July 28	W, 5-4	@OKC
Sept. 10	W, 7-6 (10)	@OKC
Sept. 11	W, 7-6 (10)	@OKC
Sept. 12	L, 3-8	@OKC
Sept. 13	L, 5-10	@OKC
Sept. 14	W, 9-3	@OKC
Sept. 15	W, 6-4	@OKC



Los Angeles Dodgers Organization



Executive Office

Owner and Chairman.....	Mark R. Walter
President and CEO.....	Stan Kasten

Baseball Operations/Scouting

President, Baseball Operations.....	Andrew Friedman
Executive Vice President and General Manager.....	Brandon Gomes
Senior Vice President, Baseball Operations.....	Josh Byrnes
Vice President and Assistant General Manager.....	Jeff Kingston
Vice President and Assistant General Manager.....	Alex Slater
Vice President, Assistant General Manager and Baseball Legal Counsel.....	Damon Jones
Vice President, Scouting.....	David Finley
Vice President and Assistant General Manager, Baseball Operations.....	Billy Gasparino
Vice President, International Scouting.....	Ismael Cruz
Vice President, Player Personnel.....	Galen Carr
Vice President, Baseball Administration.....	Ellen Harrigan

Dodgers Player Development

Vice President, Player Development.....	Will Rhymes
Director, Player Development.....	Matt McGrath
Assistant Director, Player Development.....	Andrea LaPointe
Senior Manager, Minor League Education and Learning.....	Cathy Lara
Manager, Minor League Administration.....	Juliana Ortega
Assistant Director, Methodology.....	Chase Aldridge
Manager, Baseball Technology Integration.....	James Weillbrenner
Manager, Arizona Operations.....	Matt Peabody

Roving Staff

Director, Pitching.....	Rob Hill
Field Coordinator.....	Austin Chubb
Latin America Field Coordinator.....	Keyter Collado
Hitting Coordinator.....	Brett Pill
Latin America Hitting Coordinator.....	Carlos Asuaje
Pitching Coordinator.....	Don Alexander
Latin America Pitching Coordinator.....	Luis Meza
Infield Coordinator.....	Elian Herrera
Coordinator, Pitching Performance.....	Ian Walsh
Coordinator, Pitching Analytics.....	Brent Minta
Coordinator, Strategy and Communication.....	Travis Barbary
Pitching Development Assistant.....	Juan Rodriguez
Rehab Coordinator.....	Robbie Erlin
Outfield and Baserunning Coordinators.....	Jeff Salazar; Daniel Nava
Catching Coordinators.....	Rocky Gale; Craig Driver
Game Planning Analyst, Pro Scout.....	Patrick O'Shea
Director, Strong Mind Cultural Development.....	Leo Ruiz
Strong Mind Coordinator.....	AJ LaLonde
Special Assistants.....	Chris Archer; Nelson Cruz; Charlie Hough; Tyson Ross; Joel Peralta; Placido Polanco; Rick Honeycutt; Ron Roenicke; Jose Vizcaino; Jamey Wright

Major League Field Staff

Manager.....	Dave Roberts
Hitting Coaches.....	Aaron Bates; Robert Van Scoyoc
Pitching Coach.....	Mark Prior
Bench Coach.....	Danny Lehmann
First Base Coach.....	Chris Woodward
Third Base Coach.....	Dino Ebel
Bullpen Coach.....	Josh Bard
Major League Field Coordinator.....	Bob Geren
Assistant Pitching Coach.....	Connor McGuinness
Bullpen Catcher.....	Hamlet Marte
Major League Development Integration Coach.....	Brandon McDaniel
Director, Player Health.....	Ron Porterfield
Head Athletic Trainer.....	Thomas Albert

Baseball America 2025 Preseason**Top 10 Los Angeles Dodgers Prospects:**

1. Roki Sasaki, RHP
2. Dalton Rushing, C
3. Alex Freeland, SS
4. Josue De Paula, OF
5. Zhyir Hope, OF
6. Jackson Ferris, LHP
7. Eduardo Quintero, OF
8. Kellon Lindsey, SS
9. Justin Wrobleksi, LHP
10. Joendry Vargas, SS

MLB Pipeline 2025 Preseason**Top 10 Los Angeles Dodgers Prospects:**

1. Roki Sasaki, RHP
2. Dalton Rushing, C
3. Josue De Paula, OF
4. Jackson Ferris, LHP
5. Alex Freeland, SS
6. Zhyir Hope, OF
7. Emil Morales, SS
8. Kellon Lindsey, SS
9. Eduardo Quintero, OF
10. River Ryan, RHP

**2025 Dodgers Minor League System Rankings:**

ESPN — First
Baseball America — Third
The Athletic — Third
MLB Pipeline — Fourth



Tulsa Drillers | Double-A | Texas League**Affiliate since:** 2015 | **2024 record:** 63-74 (Fourth, North Division)**ONEOK Field**

201 N. Elgin Ave.
Tulsa, OK 74120
(918) 744-5998
President/GM: Mike Melega

Field Staff

Manager: Eric Wedge
Pitching Coaches: Luis Vasquez/Durin O'Linger
Hitting Coach: Blake Gailen
Bench Coach: Cordell Hipolito

Great Lakes Loons | High-A | Midwest League**Affiliate since:** 2007 | **2024 record:** 69-61 (Third, East Division)**Dow Diamond**

825 E. Main St.
Midland, MI 48640
(989) 837-2255
President/GM: Chris Mundhenk

Field Staff

Manager: Jair Fernandez
Pitching Coaches: Sean Coyne/Eduardo Dominguez
Hitting Coach: Kevin LaChance
Bench Coach: Joe Thon

Rancho Cucamonga Quakes | Single-A | California League**Affiliate since:** 2011 | **2024 record:** 65-65 (Third, South Division)**LoanMart Field**

8408 Rochester Ave.
Rancho Cucamonga, CA 91730
(909) 481-5000
President: Brent Miles
Executive VP/GM: Grant Riddle

Field Staff

Manager: John Shoemaker
Pitching Coaches: Ramon Troncoso/Brandon Bailey
Hitting Coach: Johermyn Chavez
Bench Coach: Dunior Zerpa

AZL Dodgers | Rookie - Arizona Complex League**2024 record:** 40-20 (First, Central Division; Won ACL Championship)**Camelback Ranch**

10712 W. Camelback Rd.
Glendale, AZ 85037
(623) 302-5000

Field Staff

Manager: Juan Apodaca
Pitching Coaches: Andres Urbina/Richard De Los Santos
Hitting Coaches: Zach Reks/Juan Diaz/Danny Dorn
Bench Coach: Johan Garcia

DSL Dodgers | Rookie - Dominican Summer League**2024 records:** Bautista - 29-26 (Third, Northwest Division); Mega - 25-29 (Sixth, North Division)**Campo Las Palmas**

Carretera de Guerra,
KM 23 1/2
Santo Domingo, DR
(809) 526-5249

Field Staff

Managers: Leury Bonilla/Sergio Mendez
Pitching Coaches: Raidel Chacon/Roberto Giron/Jesus Canizales/Hector Rodriguez
Hitting Coaches: Victor Sosa/Andre Ruche/Audy Ciriaco
Assistant Coach: Jaffe Garcia
Bench Coaches: Jeremy Gaines/Wladimir Chalo
Infield Coach: Ryan Whithorn

LOS ANGELES DODGERS ALL-TIME MINOR LEAGUE RECORDS

Batting Records - Career

Games: 1,252 - Norm Larker (1949-57)
 At-Bats: 4,571 - Norm Larker (1949-57)
 Runs: 740 - Norm Larker (1949-57)
 Hits: 1,362 - Norm Larker (1949-57)
 Doubles: 271 - Norm Larker (1949-57)
 Triples: 74 - Bert Hamric (1949-47) and Charlie Neal (1950-55)
 Home Runs: 208 - Jim Gentile (1952-59)
 RBI: 681 - Norm Larker (1949-57)
 Stolen Bases: 304 - Wayne Kirby (1983-90)

Batting Records - Single Season

Batting Average: .436 - Fran Bonair (1957, Reno)
 Games: 147 - Tom Paciorek (1972, Albuquerque)
 At-Bats: 637 - Jasper Spears (1955, St. Paul)
 Runs: 162 - Tom Humber (1947, Great Falls)
 Hits: 216 - Willie Davis (1960, Spokane)
 Doubles: 54 - Delwyn Young (2007, Las Vegas)
 Triples: 26 - Willie Davis (1960, Spokane)
 Home Runs: 44 - Greg Brock (1982, Albuquerque);
 Phil Hiatt (2001, Las Vegas)
 RBI: 153 - William Gabler (1951, Santa Barbara)
 Slugging Percentage: .727 - Phil Hiatt (2001, Las Vegas)
 On-Base Percentage: .535 - Ray Perry (1954, Bakersfield)

Batting Records - Single Season, Cont.

Stolen Bases: 120 - Alan Wiggins (1980, Lodi)
 Walks: 184 - Ray Perry (1954, Bakersfield)

Pitching Records - Career

Games: 328 - Jose Garcia
 Innings: 1,837.0 - Bill Harris (1951-62)
 Wins: 133 - Bill Harris (1951-62)
 Losses: 97 - Bill Harris (1951-62)
 Strikeouts: 1,029 - Bill Harris (1951-62)

Pitching Records - Single Season

Games: 75 - Dan Ricabal (1997, Vero Beach)
 Games Started: 34 - Ralph Maurilio (1955, Mobile)
 Complete Games: 29 - Bill Harris (1952, Miami)
 Wins: 26 - Laurence Manier (1951, Great Falls)
 Losses: 18 - Jack Banta (1945, Montreal)
 Winning Percentage: .909 - Geoff Zahn (1972, Albuquerque);
 Ken Howell (1988, Albuquerque)
 Earned Run Average: 1.42 - John Van Cuyk (1946, Ft. Worth)
 Innings: 294.0 - Bill Harris (1952, Miami)
 Strikeouts: 301 - Stan Williams (1955, Newport)
 Saves: 34 - Joe Jacobsen (1995, Vero Beach)
 Shutouts: 6 - Five Pitchers Tied

BRANCH RICKEY MINOR LEAGUE PLAYER AND PITCHER OF YEAR

Year Player of the Year

1989 Mike Huff, Albuquerque (OF)
 1990 Henry Rodriguez, San Antonio (OF)
 1991 Eric Karros, Albuquerque (IF)
 1992 Mike Piazza, San Antonio/Albuquerque (C)
 1993 Billy Ashley, Albuquerque (OF)
 1994 Billy Ashley, Albuquerque (OF)
 1995 Adam Riggs, San Bernardino (IF)
 1996 Paul Konerko, San Antonio/Albuquerque (IF)
 1997 Paul Konerko, Albuquerque (IF)
 1998 Angel Peña, San Antonio (C)
 1999 Chin-Feng Chen, San Bernardino (OF)
 2000 Joe Thurston, San Bernardino (IF)
 2001 Phil Hiatt, Las Vegas (IF)
 2002 Joe Thurston, Las Vegas (IF)
 2003 Franklin Gutierrez, Vero Beach/Jacksonville (OF)
 2004 Joel Guzman, Vero Beach/Jacksonville (OF)
 2005 Andy LaRoche, Vero Beach/Jacksonville (IF)
 2006 James Loney, Las Vegas (IF)
 2007 Chin-Lung Hu, Jacksonville/Las Vegas (IF)
 2008 Ivan DeJesus, Jr., Jacksonville (IF)
 2009 Dee Gordon, Great Lakes (IF)
 2010 Jerry Sands, Great Lakes/Chattanooga (IF/OF)
 2011 Scott Van Slyke, Chattanooga (IF/OF)
 2012 Joc Pederson, Rancho Cucamonga (OF)
 2013 Scott Schebler, Rancho Cucamonga (OF)
 2014 Joc Pederson, Albuquerque (OF)
 Corey Seager, Rancho Cucamonga/Chattanooga (IF)
 2015 Alex Verdugo, Great Lakes/Rancho Cucamonga (OF)
 2016 Edwin Rio, Great Lakes/Rancho Cucamonga/Tulsa (IF)
 2017 Keibert Ruiz, Great Lakes, Rancho Cucamonga (C)
 2018 Gavin Lux, Rancho Cucamonga/Tulsa (IF)
 2019 Gavin Lux, Tulsa/Oklahoma City/Los Angeles (IF)
 2021 Miguel Vargas, Great Lakes/Tulsa (IF)
 2022 Diego Cartaya, Rancho Cucamonga/Great Lakes (C)
 2023 Michael Busch, Oklahoma City (IF)
 2024 Dalton Rushing, Tulsa/Oklahoma City (C/OF)

Pitcher of the Year

Jim Poole, Vero Beach (LHP)
 Jamie McAndrew, Bakersfield/San Antonio (RHP)
 Pedro Martinez, San Antonio/Albuquerque (RHP)
 Todd Williams, Bakersfield/San Antonio (RHP)
 Kip Gross, Albuquerque (RHP)
 Greg Hansell, Albuquerque (RHP)
 Gary Rath, San Antonio/Albuquerque (LHP)
 Billy Neal, Vero Beach (RHP)
 Denny Reyes, San Antonio/Albuquerque (LHP)
 Luke Prokopec, San Bernardino/San Antonio (RHP)
 Eric Gagné, San Antonio (RHP)
 Carlos Garcia, San Bernardino (RHP)
 Ricardo Rodriguez, Vero Beach (LHP)
 Edwin Jackson, South Georgia (RHP)
 Greg Miller, Vero Beach/Jacksonville (LHP)
 Chad Billingsley, Vero Beach/Jacksonville (RHP)
 Chad Billingsley, Jacksonville (RHP)
 Mark Alexander, Jacksonville/Las Vegas (RHP)
 James McDonald, Inland Empire/Jacksonville (RHP)
 James McDonald, Jacksonville/Los Angeles (RHP)
 Scott Elbert, Chattanooga/Albuquerque/Los Angeles (LHP)
 Rubby De La Rosa, Great Lakes/Chattanooga (RHP)
 Shawn Tolleson, Great Lakes/Rancho Cucamonga/Chattanooga (RHP)
 John Ely, Albuquerque (RHP)
 Zach Lee, Chattanooga (RHP)
 Julio Urias, Rancho Cucamonga (LHP)
 Zach Lee, Oklahoma City/Los Angeles (RHP)
 Brock Stewart, Rancho Cucamonga/Tulsa/OKC/Los Angeles (RHP)
 Walker Buehler, Rancho Cucamonga/Tulsa/OKC/Los Angeles (RHP)
 Tony Gonsolin, Rancho Cucamonga/Tulsa (RHP)
 Josiah Gray, Great Lakes/Rancho Cucamonga/Tulsa (RHP)
 Hyun-I Choi, Rancho Cucamonga/Great Lakes (RHP)
 Gavin Stone, Great Lakes/Tulsa/OKC (RHP)
 Kyle Hurt, Tulsa/Oklahoma City (RHP)
 Jackson Ferris, Great Lakes/Tulsa (LHP)

DODGERS PROSPECTS APPEARING IN ALL-STAR FUTURES GAME

1999: OF Chin-Feng Chen (World), RHP Luke Prokopec (World)
 2000: OF Chin-Feng Chen (World), Randy Dorame (World)
 2001: RHP Ricardo Rodriguez (World)
 2002: IF Victor Diaz (World), RHP Ricardo Rodriguez (World)
 2003: OF Franklin Gutierrez (World), RHP Edwin Jackson (US)
 2004: IF Joel Guzman (World), C Koyie Hill (US)
 2005: IF Andy LaRoche (US), C Russell Martin (World)
 2006: IF Joel Guzman (World), IF Chin-Lung Hu (World)
 2007: IF: Chin-Lung Hu (World)*, LHP Clayton Kershaw (US)
 2008: IF Ivan DeJesus Jr. (World)
 2009: IF Pedro Baez (World)
 2010: IF Pedro Baez (World), IF Dee Gordon (US)
 2011: OF Alfredo Silverio (World)

2012: LHP Chris Reed (World)
 2013: OF Joc Pederson (US)
 2014: IF Corey Seager (US), LHP Julio Urias (World)
 2015: C Kyle Farmer (US), RHP Juan Gonzalez (World)
 2016: INF Willie Calhoun (US), RHP Jharel Cotton (World)
 2017: OF Alex Verdugo (World), RHP Yadier Alvarez (World)
 2018: C Keibert Ruiz (World), OF Yussniel Diaz (World)
 2019: IF Gavin Lux (US), RHP Dustin May (US)
 2021: IF Michael Busch (NL), Andre Jackson (NL)
 2022: C Diego Cartaya (NL), RHP Bobby Miller (NL), IF Miguel Vargas (NL)
 2023: Dalton Rushing (NL)
 2024: Thayeron Liranzo (NL)
 * Futures Game MVP

Records, award winners and Futures Game participants courtesy of the Los Angeles Dodgers Media Guide.



The figure displays 12 NFL team schedules for the 2016 season, organized by month. Each schedule is a grid showing the opponent, date, time, and broadcast network for each game.

Mar/Apr

Sun	Mon	Tue	Wed	Thu	Fri	Sat
		18 3:00	19 3:00a	20	21	22
23 5:30	24 6:07	25 6:07	26	DET	DET	DET
30	31 7:10	1 7:10	2 6:38	3	4 3:45	5 1:05
	ATL	ATL	ATL	ATL	PHI	PHI
6 10:35a	7 3:45	8 3:45	9 1:05	10	11 7:10	12 8:10
PHI	WSH	WSH	WSH	CHC	CHC	CHC
13 4:10	14 7:10	15 7:10	16 7:10	17	18 5:05	19 1:05
CHC	COL	COL	COL	TEX	TEX	TEX
20 11:35a	21 22	22 4:40	23 4:00	24	25 7:10	26 6:10
TEX	CHC	CHC	CHC	PIT	PIT	PIT
27 1:10	28 7:10	29 7:10	30 12:10			
PIT	MIA	MIA	MIA			

May

Sun	Mon	Tue	Wed	Thu	Fri	Sat
				1	2	3
4 10:25a	5 3:40	6 3:40	7 1:40	8	9 6:40	10 5:10
ATL	MIA	MIA	MIA	ARI	ARI	ARI
11 1:10	12	13 7:10	14 7:10	15 7:10	16 7:10	17 6:10
ARI		ATH	ATH	ATH	LAA	LAA
18 1:10	19 7:10	20 7:10	21 7:10	22	23 4:40	24 4:15
LAA	ARI	ARI	ARI	ARI	NYM	NYM
25 4:10	26 3:10	27 3:10	28 10:10	29	30 7:10	31 4:15
NYM	CLE	CLE	CLE	CLE	NYM	NYM

June

Sun	Mon	Tue	Wed	Thu	Fri	Sat
1 4:10	2 7:10	3 7:10	4 7:10	5 1:10	6 5:15	7 1:10
NYM	NYM	NYM	NYM	NYM	STL	STL
8 11:15a	9 6:40	10 6:40	11 1:10	12	13 7:10	14 7:10
STL	SD	SD	SD	SD	SF	SF
15 4:10	16 7:10	17 7:10	18 7:10	19 7:10	20 7:10	21 7:10
SF	SD	SD	SD	SD	WSH	WSH
22 1:10	23	24 5:40	25 5:40	26 12:10	27 5:10	28 7:10
WSH		COL	COL	COL	KC	KC
29 11:10a	30					
KC						

July

Sun	Mon	Tue	Wed	Thu	Fri	Sat
1 10:35a	8 7:10	9 7:10	10 7:10	11	12 7:15	13 6:05
BAL	COL	COL	COL		SF	SF
14 1:05	15 7:10	16 7:10	17 7:10	18 7:10	19 7:10	20 8:10
SF	PHI	PHI	PHI	PHI	SF	SF
21 1:10	22	23 6:40	24 6:40	25 12:40	26 6:40	27 6:40
SF		ARI	ARI	ARI	SEA	SEA
28 12:10	29	30				
SEA						

August

Sun	Mon	Tue	Wed	Thu	Fri	Sat
				1 4:30	2 10:10a	
3 9:10a	4 7:10	5 7:10	6 1:10	7	8 7:10	9 6:10
TB	STL	STL	STL	TOR	TOR	TOR
10 1:10	11 6:38	12 6:38	13 6:38	14	15 7:10	16 6:10
TOR	LAA	LAA	LAA		SD	SD
17 1:10	18 5:40	19 6:40	20 5:40	21 12:10	22 6:40	23 5:40
SD	COL	COL	COL	SD	SD	SD
24 4:10	25 7:10	26 7:10	27 5:40	28	29 7:10	30 6:10
SD	CIN	CIN	CIN	CIN	ARI	ARI

Dates, times and opponents are subject to change. All times are Pacific Time.

MEDIA INFORMATION





Director of Communications and Broadcasting
Alex Freedman
Office: (405) 218-2126 / Cell: (314) 852-9555
alex.freedman@okccomets.com



Communications Manager
Lisa Johnson
Office: (405) 218-2143 / Cell: (515) 371-0294
lisa.johnson@okccomets.com

All media will be required to adhere to the following local, Major League Baseball and Minor League Baseball procedures upon entering Chickasaw Bricktown Ballpark and while covering the OKC Comets during the 2025 season.

CREDENTIALS MUST BE DISPLAYED IN A VISIBLE MANNER AT ALL TIMES.
CREDENTIALS ARE A REVOCABLE LICENSE AND MAY BE REVOKED AT ANY TIME WITHOUT CAUSE.

Limited OKC Comets season credentials will be issued to select, legitimate news-gathering agencies that cover the team on a regular basis.

Limited daily credentials will be issued to approved media members who do not qualify for season credentials and who meet Minor League Baseball's policies for media access.

Requests for daily credentials and credentialed media workspace must be requested online at okccomets.com/pressbox at least 24 hours in advance and include signed acceptance of Minor League Baseball's 2025 Credential Agreement.

The OKC Comets cannot issue a credential until the MiLB agreement form has been signed and completed.

Additional Info/Reminders:

- Credentials permit access to the Chickasaw Bricktown Ballpark, Volney Meece Memorial Press Box, camera wells and platforms, playing field (pregame only; prior approval required) and the Joe Carter Parking Lot.
- Credentialed media are prohibited from requesting autographs.
- Credentials are not transferable and no guests, spouses or children of media members will be issued passes.
- Credential bearer assumes all risks incidental to the game of baseball, whether occurring prior to, during or after the game, including but not limited to the risk of being injured by or in connection with any thrown bat or thrown or batted ball. Bearer agrees that the Oklahoma City Comets, its agents and affiliates, are not liable for resulting injuries.
- Credential bearer grants the Oklahoma City Comets and its designees unrestricted right to use holder's name, voice, image and likeness in any recording taken at the game, for any purpose and in any media known or subsequently developed.

LOS ANGELES DODGERS PR CONTACT INFORMATION



Dodger Stadium: 1000 Vin Scully Ave., Los Angeles, CA 90012
Main: (323) 224-1507
Communications: (323) 224-1301
VP, Communications.....Jon Weisman
Senior Director, Public Relations.....Joe Jareck
Senior Director, Player Relations.....Juan Dorado
Manager, Public Relations.....Ally Salvage
Coordinator, Public Relations.....Hayley Tennant



Covering the Oklahoma City Comets:

Credential Pickup: Credentials can be picked up at the ticket office located on the west side of Chickasaw Bricktown Ballpark along South Mickey Mantle Drive typically starting four hours before first pitch. Please bring a photo I.D. to pick up your credential. You must also complete a MiLB Credential Agreement form prior to receiving your credential.

Parking: Parking will be available in the Joe Carter Lot located at the northeast corner of Joe Carter Avenue and Reno Avenue east of Chickasaw Bricktown Ballpark. Please show your credential for admittance into the lot.

Entrance: If arriving at the ballpark prior to gates open (one hour prior to first pitch), please use the first base gate on the south side of the ballpark along Reno Avenue. If arriving after gates open, use any open gate. Allow bags and equipment to be searched as requested by ballpark security officials.

Volney Meece Memorial Press Box: The press box is located on the third floor of the ballpark and is accessible from the elevators and stairs near the first and third base entrances to the suites. Proper credentials are required for admittance. Please submit requests for reserved workspace in advance.

Interviews and Team Access: Credentialed media may have player/coach access on the field for interviews during batting practice, pregame and postgame. Please contact OKC Comets Communications to help coordinate with the team's daily schedule.


Photographers/Videographers: Limited space is available at field level, as each camera well on the outfield side of each dugout is occupied by in-house television and staff photographers. Photographers are also allowed to shoot from the platforms near the elevators on the second or third levels or from the outfield lawn seating area. Please contact OKC Comets Communications if additional access is needed.

Meals: A buffet-style meal will be served in the press box starting two hours prior to first pitch and will be available until first pitch. A soda machine will be available in the press box throughout the game.

Game Information: Daily game information – such as game notes, stats, rosters, and lineups – can be accessed online at okccomets.com/pressbox. Limited printed rosters and lineups will be available in the press box.

Wi-Fi: Wireless internet access is available. Contact OKC Comets Communications for details.

On the Web and Social Media: The official website of the OKC Comets is www.okccomets.com. The site is updated frequently with news, statistics, feature stories and other information. The Comets are actively involved in communicating with fans and followers through various social media platforms, including Facebook (facebook.com/okccomets), Twitter (@okc_comets), Instagram (@okc_comets) and TikTok (@okc_comets). Additional features and news about the organization are available in the online publication Beyond the Bricks (www.medium.com/beyond-the-bricks).





Bally SPORTS LIVE



Listen to the "Voice of the OKC Comets" Alex Freedman and hear all of the Oklahoma City Comets' 150 Pacific Coast League games broadcast live on AM 1340 The Game, 1340thegame.com or via the iHeartRadio app. Coverage begins 15 minutes prior to first pitch and concludes following a postgame show.

Video broadcasts of all 75 OKC home games at Chickasaw Bricktown Ballpark are also available to be streamed live for free on the Bally Sports Live app. Additionally, all OKC Comets games — home and road — are also available to stream on MiLB.TV, MLB.TV and MLB At Bat with a subscription.

Alex has been the Director of Communications and Broadcasting for the Oklahoma City Comets since 2012. Earlier in his career, he spent three seasons as the Director of Broadcasting & Media Relations for the High Desert Mavericks, the former High-A affiliate of the Seattle Mariners.

Since coming to Oklahoma City, Alex has been named the winner of the Oklahoma Association of Broadcasters award for "Best Play-By-Play" two times. He has also been recognized by *Ballpark Digest* for an outstanding achievement in Minor League Baseball play-by-play.

In 2020, Alex handled play-by-play duties for the Perfect Game All-American Classic held at Chickasaw Bricktown Ballpark that was broadcast to a national audience on SiriusXM Radio.



Outside of baseball, Alex has also covered football, basketball, hockey, softball, and volleyball at different levels, ranging from high school to NCAA Division I. He primarily spends his current baseball offseasons working with the men's and women's basketball programs at Mid-America Christian University and covering other collegiate sports.

Alex is originally from St. Louis and graduated from Northwestern University, where he majored in both journalism and political science.

Frequently occurring transactions and how they are defined*:

- **Player Recalled** - A player is called up by his Major League club. A player is recalled (rather than having his contract selected) if he is already on the MLB club's 40-man roster.
- **Contract Selected** - A player is called up by his Major League club. A player has his contract selected (rather than being recalled) if he is not already on the MLB club's 40-man roster.
- **Injured List** - MLB has varying injured lists based on the player's position and injury. The 7-day Injured List is limited to players who have endured a concussion or concussion-like symptoms. For other injuries, position players must remain on the Injured List for a minimum of 10 days and pitchers must remain on the Injured List for a minimum of 15 days. When a player is placed on the Injured List, he does not count against a club's active roster limit. When a player is placed on the 60-day Injured List, along with having to sit out for 45 extra days, he is no longer counted against an MLB club's 40-man roster. The Minor Leagues have a 7-day Injured List for both position players and pitchers.
- **Assigned** - A player is assigned to a new team within his organization or to his organization's extended Spring Training. A player is not considered "assigned" to a Major League club. It generally refers to a player being assigned to a Minor League team, a Spring Training camp or extended Spring Training.
- **Optioned** - A player is sent from his Major League club to one of its Minor League affiliates. When a player is optioned, he remains on the MLB club's 40-man roster. Position players must remain with a Minor League affiliate for a minimum of 10 days after being optioned and a pitcher must remain with a Minor League affiliate for a minimum of 15 days, unless he is recalled to replace a member of the Major League roster who has been placed on the Injured List.
- **Sent Outright ("Outrighted")** - A player is sent from his Major League club to one of its Minor League affiliates. When a player is outrighted, he is removed from the MLB club's 40-man roster.
- **Designated for Assignment** - When a MLB club designates a player for assignment, it allows the club to open up a roster spot while it figures out what to do with the player. Most often a player is designated for assignment so the club can open up his roster spot while it waits for him to clear waivers. A club may also designate a player for assignment while it tries to trade him to another club. A club's 40-man roster must be full before a player can be DFA'd, and the player is immediately removed from all rosters when he is designated.
- **Released** - An MLB club removes a player from its organization. Some players need to clear waivers before they can be released, hence they would be designated for assignment first. Other players, particularly those released from Minor League affiliates, need not clear waivers.
- **Claimed Off Waivers** - There are various situations in which a player may end up on waivers. It is usually a precursor to the player being released, traded or reassigned to a Minor League club. Any other team can put in a claim on a waived player within a certain time frame. If more than one team claims the same player, the team winning the claim is determined by which claiming team had the worst record in the same league (American or National) as the team that waived the player and then, if no one in the same league claims him, the claiming team in the other league with the worst record.
- **Traded** - A player has been traded from one Major League organization to another. Minor Leaguers are not traded from affiliate to affiliate but rather MLB organization to MLB organization. The new MLB organization can then assign the player to one of its affiliates.
- **Restricted List** - The restricted list is for players who are suspended because of failure to adhere to the Minor League Drug Prevention and Treatment Program. It also may be used if a player violates contract terms or fails to appear for a team or camp assignment. An example of the latter is a foreign player who cannot join his team because of visa problems.
- **Suspended** - A player is suspended, usually for an on-field incident, and is not allowed to play. He still counts against a team's active roster limit.
- **Temporarily Inactive List** - If a Minor League player is away from a team for a few days because of a personal matter, travel to an All-Star game, etc., and is not placed on the IL, he is placed on the Temporary Inactive List for a minimum of three days.
- **Bereavement List** - A player is temporarily inactive to attend to a personal matter like a family medical emergency or a death in the family. This can last from three to seven days.
- **Development List** - A healthy player is placed on the Development List and temporarily removed from game action to allow them to focus on development, conditioning or to create flexibility with a team's active roster.

*by MiLB.com and OKC Comets



TACOMA RAINIERS



BRICKTOWN
COMMUNITY COLLEGE

OKLAHOMA CITY COMETS | CHICKASAW BRICKTOWN-BALLPARK
2 S. MICKEY MANTLE DRIVE | OKLAHOMA CITY, OK 73104 | 405.218.1000

[illegible]