



# GAME NOTES

## NORTHWEST ARKANSAS NATURALS

3000 GENE GEORGE BLVD • SPRINGDALE, AR 72762 • PH: 479.927.4900 • FAX: 479.756.8088

WWW.NWANATURALS.COM f /NATURALS @NWANATURALS

### NORTHWEST ARKANSAS NATURALS (17-29, 48-66) VS. SPRINGFIELD CARDINALS (24-22, 55-60)

RHP Alec Marsh (20 GS, 1-11, 7.51 ERA) vs. RHP Michael McGreevy (15 GS, 5-3, 4.83 ERA)

Wednesday, August 24th, 2022 • 7:05 PM (CT) First Pitch • Arvest Ballpark • Springdale, Arkansas

Game 115 of 137 • Home Game 58 of 68 • Home Record: 22-35 • Night Game Record: 39-55 • North Division Record: 28-44 • 2nd Half Record: 17-29

Streak: W4 • Last 5: 4-1 • Last 10: 4-6 • Road Record: 26-31 • Day Game Record: 10-11 • South Division Record: 20-22 • 1st Half Record: 31-37

Listen: [www.milb.com/northwest-arkansas/fans/audio-listen-live](http://www.milb.com/northwest-arkansas/fans/audio-listen-live) • Watch: MilB.tv



### UPCOMING GAMES & PITCHING PROBABLES

Thursday, August 25, 2022	SPRINGFIELD	7:05 p.m. CT	TBD vs. RHP Gordon Graceffo (14 GS, 5-4, 4.58 ERA)
Friday, August 26, 2022	SPRINGFIELD	7:05 p.m. CT	RHP Andrew Hoffman (6 GS, 1-3, 6.26 ERA) vs. RHP Kyle Leahy (23 GS, 8-7, 6.21 ERA)
Saturday, August 27, 2022	SPRINGFIELD	6:05 p.m. CT	LHP T.J. Sikkema (4 GS, 0-2, 7.36 ERA) vs. LHP Domingo Robles (10 GS, 4-5, 6.11 ERA)

### BY THE NUMBERS

<i>(UNDERLINE INDICATES MLB LEADER)</i>	<b>(BOLD INDICATES DOUBLE-A LEADER)</b>	<i>(ITALICS INDICATES DOUBLE-A WORST)</i>
.259 (7th)	AVG > .260 (6th)	5.99 (9th)
672 (3rd)	R > 698 (2nd)	1.67 (10th)
1,008 (6th)	H > 1,010 (5th)	.274 (8th)
136 (7th)	HR > 157 (2nd)	1000.0 (5th)
418 (5th)	BB > 555 (1st)	1,077 (8th)
1,082 (8th)	K > 1,067 (7th)	746 (10th)
148 (1st)	SB > 121 (6th)	144 (8th)
.352 (5th)	OBP > .361 (1st)	597 (10th)
.425 (7th)	SLG > .439 (3rd)	1,023 (7th)
.777 (7th)	OPS > .800 (2nd)	6 (14th)
		3 (10th)

### SERIES HISTORY

NWA ALL-TIME vs. Cardinals	220-205 (.518)
NWA ALL-TIME in Springdale	128-84 (.604)
NWA ALL-TIME in Springfield	92-121 (.432)

2022 vs. Cardinals	6-13 (.316)
2022 in Springdale	1-9 (.100)
2022 in Springfield	5-4 (.556)

DATE	H/R	SCORE	WIN	LOSS	SAVE
4/8/22	R	W, 11-8	A. Sotillet	G. Black	-
4/9/22	R	L, 14-11	J. Quezada	A. Veneziano	F. Pacheco
4/10/22	R	L, 10-5	M. Brettell	A. Zerpa	-
5/3/22	R	L, 12-5	D. Roach	A. Veneziano	-
5/4/22	R	W, 13-3	M. Martinez	K. Leahy	-
5/5/22	R	W, 9-6	Y. Del Rosario	G. Black	W. Pennington
5/6/22	R	L, 2-1	T. Pike	H. Capps	F. Pacheco
5/7/22	R	W, 9-6	D. Parrish	C. Lunn	-
5/8/22	R	W, 9-5	W. Pennington	F. Pacheco	-
6/21/22	H	L, 5-3	G. Back	D. Biasi	R. Loutos
6/22/22	H	L, 9-6	G. Williams	W. Klein	-
6/23/22	H	L, 11-2	E. Escobar	A. Marsh	-
6/24/22	H	L, 7-1	M. McGreevy	A. Zerpa	-
6/25/22	H	L, 13-10	G. Graceffo	N. Murdock	R. Loutos
6/26/22	H	L, 8-2	K. Leahy	A. Veneziano	-
7/22/22	H	L, 11-4	K. Leahy	A. Hoffmann	L. Gragg
7/23/22	H	L, 7-4	C. Lunn	A. Veneziano	-
7/24/22	H	L, 11-4	E. Escobar	A. Marsh	-
8/23/22	H	W, 8-7	S. Woods Jr.	M. Brettell	Y. Del Rosario
8/24/22	H				
8/25/22	H				
8/26/22	H				
8/27/22	H				
8/28/22	H				

### NATURALS PR DEPARTMENT • NATURALSPR@GMAIL.COM

Dustin Dethlefs – Director, Marketing & PR – [dustin@nwanaturals.com](mailto:dustin@nwanaturals.com)  
 Nicholas Badders – Broadcaster/Media Relations/Baseball Ops – [nicholas@nwanaturals.com](mailto:nicholas@nwanaturals.com)  
 Adam Annaratore – Creative Services Coordinator – [adam@nwanaturals.com](mailto:adam@nwanaturals.com)  
 Kelsey Chanler – Marketing and Creative Services Assistant – [kelsey@nwanaturals.com](mailto:kelsey@nwanaturals.com)

### YESTERDAY'S GAME

	1	2	3	4	5	6	7	8	9	R	H	E	LO
Springfield	0	1	1	2	1	2	0	0	0	7	15	1	10
NW Arkansas	0	0	5	0	0	2	1	0	x	8	10	3	9

Win: Stephen Woods Jr. Loss: Michael Brettell (5-2) Save: Yefri Del Rosario (5)

SPRINGDALE, AR – The Northwest Arkansas Naturals battled back-and-forth with the Springfield Cardinals but came out ahead in Tuesday's series opener, with an 8-7 win at Arvest Ballpark.

- After the Cardinals jumped out to a 2-0 lead, the Naturals responded with a five-run third inning as Tyler Gentry singled in two to tie the game and Robbie Glendinning connected on a go-ahead three-run homer.
- Springfield scored two in the fourth and one in the fifth to tie the game, the added two more in the sixth to take the lead but the Naturals had an answer in the bottom of the sixth, as Morgan McCullough singled home one and Diego Hernandez drove in the tying run with a sacrifice fly to deep right-center.
- Tied at 7-7 going into the bottom of the seventh, the first four batters of the inning reached for Northwest Arkansas, including a go-ahead RBI double from catcher Luca Tresh.
- One run was all the Naturals needed to come out ahead, as right-hander Stephen Woods Jr. delivered two scoreless innings of relief to keep the game close, pitching out of jams in the seventh and eighth. The second out of the eighth came on a brilliant throw from Gentry in the outfield, as Springfield's Mike Antico tried to score from second on a single to right field, but Gentry fired a throw home and Tresh tagged Antico to keep the tying run from scoring.
- Yefri Del Rosario allowed a leadoff single in the ninth, promptly picked the runner off and recorded a quick groundout and flyout to finish the game, securing his fifth save of the year.
- Making his first Double-A start, Zach Haake pitched into the fourth inning, striking out three over 3.2 innings. He left having surrendered just two runs but was charged with three over a season-high 59 pitches.
- The victory is Northwest Arkansas' first at home against Springfield this season and the team's fourth straight win, just the second four-game winning streak of the season.

### NATURALS HITTING LEADERS

GAMES	Tucker Bradley (100)
AT-BATS	Glendinning & Loftin (363)
RUNS	Nick Loftin (78)
HITS	Tucker Bradley (108)
TOTAL BASES	Robbie Glendinning (170)
DOUBLES	Maikel Garcia (24)
TRIPLES	Bradley & Matias (3)
HOME RUNS	Robbie Glendinning (17)
RUNS BATTED IN	Robbie Glendinning (70)
WALKS	Logan Porter (59)
STRIKEOUTS	Robbie Glendinning (140)
STOLEN BASES	Maikel Garcia (27)
BATTING AVERAGE	Logan Porter (.301)
ON-BASE %	Logan Porter (.437)
SLUGGING %	Logan Porter (.486)
OPS	Logan Porter (.923)

### NATURALS PITCHING LEADERS

WINS	Dante Biasi (6)
LOSSES	Alec Marsh (11)
ERA	Anthony Veneziano (6.42)
GAMES	Del Rosario & Dipoto (35)
STARTS	Marsh & Veneziano (20)
COMPLETE GAMES	Anthony Veneziano (1)
GAMES FINISHED	Yefri Del Rosario (21)
SAVES	Yefri Del Rosario (5)
INNINGS	Anthony Veneziano (95.1)
HITS	Alec Marsh (107)
RUNS	Alec Marsh (10)
EARNED RUNS	Alec Marsh (74)
HOME RUNS	T. Marsh & Veneziano (21)
HIT BATTERS	Lacy & Veneziano (8)
WALKS	Anthony Veneziano (55)
STRIKEOUTS	Alec Marsh (121)

\* INDICATES LEAGUE LEADER // ^ INDICATES DOUBLE-A LEADER // # INDICATES MINOR LEAGUE LEADER

### THIS DAY IN NATURALS HISTORY

#### The Naturals are 9-4 all-time when playing on August 24

On August 24, 2011, the Northwest Arkansas Naturals beat the Springfield Cardinals, 4-3 in 11 innings at Hammons Field. Naturals center fielder and leadoff hitter Derrick Robinson went 4-for-6 and stole four bases, the second time he accomplished the feat with the Naturals. Mario Lison went 2-for-3 with a pair of walks and two steals, also hitting his 13th home run of the season in the first inning. Between Robinson's four steals, Lison's two and individual steals from Jeff Bianchi and Paulo Orlando, the Naturals as a team stole eight in total, tying a franchise record the team set earlier in the 2011 season in San Antonio

### HOME/AWAY

Home Games	22-35
Away Games	26-31

### TIME OF DAY

Night Games	37-56
Day Games	10-10

### MONTH

April	9-11
May	13-12
June	10-16
July	8-16
August	8-11
September	

### OPPONENT

vs. Amarillo	5-7
vs. Arkansas	6-12
vs. Corpus Christi	4-8
vs. Frisco	4-2
vs. Midland	4-2
vs. San Antonio	3-3
vs. Springfield	6-13
vs. Tulsa	10-8
vs. Wichita	6-11

### DAY OF THE WEEK

on Monday	1-0
on Tuesday	7-11
on Wednesday	9-8
on Thursday	4-15
on Friday	9-11
on Saturday	8-12
on Sunday	10-9

### THIS HOMESTAND

Record	4-3
Team Batting Average	(.274)
Home Runs	10
Runs/Runs Per Game	54/7.71
Team ERA	6.47
Strikeouts	50
Saves/Opportunities	1/2

## THIS WEEK IN NATURALS BASEBALL

MONDAY	TUESDAY	WEDNESDAY	THURSDAY	FRIDAY	SATURDAY	SUNDAY
8/22 OFF	8/23 SPRINGFIELD W, 8-7	8/24 SPRINGFIELD 7:05 PM	8/25 SPRINGFIELD 7:05 PM	8/26 SPRINGFIELD 7:05 PM	8/27 SPRINGFIELD 6:05 PM	8/28 SPRINGFIELD 2:05 PM



**FOLLOW THE LEADER**

Manager Chris Widger enters his first season at the helm of the Naturals, after previous stops in *Advanced Rookie* Burlington (2019) and *High-A* Quad Cities (2021) managing Royals affiliates.

- 13 of the Naturals' 27 active players played for Widger with the Quad Cities River Bandits last season.
- 3 of the Naturals' 27 active players played under Widger with the Burlington Royals, then in Quad Cities and now in Northwest Arkansas: **Jonah Dipoto**, **Jake Means** and **John Rave**.

**EXTREME ENDS OF THE SPECTRUM**

When looking at the Naturals' numbers one game to the next, it appears rather black and white with what leads to a win or loss.

- When scoring seven runs or more, the Naturals are 37-9, while when scoring six runs or less, just 11-58.
- The Naturals are 33-15 when recording 10 hits or more, but when they get nine hits or less, are just 15-51.
- The Naturals are 43-14 when out-hitting their opponent or hits are tied, but 5-52 when out-hit by their opponent.
- When the Naturals score first, they are 30-21, whereas 18-45 when the opponent scores first ... the team that scores first in through 114 Naturals games is 75-39 (.658 winning %).

**ONE RUN GOES A LONG WAY**

The Naturals are 6-17 in one-run games this season, meaning 17 of their 66 losses (25.76%) this season have been decided by just one run.

- The Naturals have had the tying run at the plate or on base in 22 losses this season (including 13 of their one-run losses).

**Yo, YOU WANNA SEE SOME REAL SPEED?**

Through 114 games, the Naturals have stolen *148 bases in 184 attempts* (average 1.30 steals/game, 80.43% success rate).

- 148 steals is first in the Texas League, ranks fourth in Double-A and 30th in the Minors.
- The Naturals have stolen at least one base in 76 of 114 games this season (66.67%), including 37 games with two or more steals ... the team stole a season-high six bases on July 6 vs. Tulsa with a pair of five-steal games as well this season.
- The Naturals have pulled off a double steal 18 times, meaning 36 of 148 steals this year (24.32%) have come on a double-steal.
- Naturals players have stolen multiple bases in a game 15 times, SIX of those occasions being Garcia ... **Tucker Bradley** had the first three-steal game of the season (and of his career) on July 9 vs. Tulsa.
- Maikel Garcia's** 27 steals (in 30 attempts) still ranks tied fifth in the Texas League, **Nick Loftin's** 24 (in 27 attempts) ranks eighth in the league.

**TUCK(ER) AND ROLL**

Naturals outfielder **Tucker Bradley** has been consistent from the start of the season and established himself as one of the team's most reliable hitters.

- Bradley has reached base at least once in 81 of 99 games played this season (81.82%) and reached base multiple times on a team-best 51 occasions ... he has hits in 70 of 99 games and has a team-best 31 multi-hit games, as well as 15 multi-run games and 10 multi-RBI games.
- Bradley's .298 batting average leads qualified active Naturals hitters ... his 108 hits are tied second among Kansas City's minor league hitters, while a .299 average and .381 on-base percentage ranks third, as do 22 doubles, while his 64 runs scored and 34 extra-base hits are tied sixth, 163 total bases rank tied seventh, a .831 OPS is ninth and his .450 slugging percentage is 10th.
- The Georgia native has hit first in the order 31 games this year, which ranks second behind Maikel Garcia (76) ... when hitting first, Bradley is a .391 hitter (37-for-127) with a .388 on-base percentage and .829 OPS ... when leading off innings, he hits .296 (29-for-98) with a .384 on-base percentage.

**TYLER, THE CREATOR (OF RUNS)**

Naturals outfielder **Tyler Gentry** has been one of the best hitters in the Kansas City Royals' system this season, with an incredible impact since joining the Naturals in June.

- Among qualified full-season Minor League hitters, Gentry ranks SIXTH in batting average (.328)* when you combine his stats between Northwest Arkansas and Quad Cities (A+).
- He is the Royals' organization leader in batting average (.328), slugging percentage (.548) and OPS (.976), while ranking second in on-base percentage (.428) ... his 18 home runs between the River Bandits and Naturals are tied second in the system, while 69 runs batted in are fourth.
- Gentry has reached base in 47 of 52 games (90.38%) and has hits in 37 of his 52 games with the Naturals, with already 20 multi-hit games.
- In 52 games since his call-up to Double-A on June 14, Gentry is batting .323 (63-for-195) with nine doubles, 13 home runs and 46 runs batted in, with a .993 OPS ... he's driven in at least one run in 26 of 52 games, with 11 multi-RBI games.
- Gentry leads the Naturals in nearly every category since joining the team, with the highest average (.323), most total bases (111), most home runs (13) and most runs batted in on the team (46) ... his 46 runs batted in are second in the Texas League since June 14, while 111 total bases and his .933 OPS are fourth and 13 homers rank tied fourth since his promotion to Double-A.
- Tyler has compiled the two longest on-base streaks among Naturals hitters this season, including an active 19-game stretch ... since July 30, he has hit .343 (23-for-67) with five extra-base hits and 16 walks, for a .494 on-base percentage ... between June 26 and July 17, he reached safely in 18 consecutive games, batting .382 (26-for-68) with 10 extra-base hits and 12 walks, with an on-base percentage of .459 in that span.

**ALEXANDER THE GREAT**

Infielder **CJ Alexander** has quickly heated up at the plate since joining the Naturals in a trade last month from Atlanta.

- Over 28 games with the Naturals, the corner infielder is hitting .248 (29-for-117) with 13 extra-base hits (eight home runs) and 30 runs batted in, with 20 runs scored as well.
- He has hits in 17 of 28 games with the Naturals, 11 of which are multi-hit performances, while he's driven in runs in 11 of 8 games, including already EIGHT multi-RBI games.
- Over 15 games in the month of August, Alexander is hitting .281 (18-for-64) with seven home runs and 22 runs batted in ... *seven homers and 22 RBI lead the Texas League this month, while and 42 total bases are fourth ... among full-season Minor League hitters in August, he ranks tied third in home runs, fourth in runs batted in.*
- CJ homered in four straight games against Tulsa, August 3 to 6 ... he is the third Natural this season and just the sixth all-time to homer in four consecutive games.
- Alexander began his Naturals tenure 0-for-12 over his first three games, then homered on July 16 @ Corpus Christi for his first hit with the team and went 4-for-10 in his next two games.

**ONE MORE MAKES FOUR**

The Northwest Arkansas Naturals have won four straight games at home for the first time this season and tonight, will attempt to win five in a row for the first time.

- Prior to Sunday, the Naturals had not won three straight games at home all season, only winning back-to-back home games five times ... Sunday's 9-3 win over San Antonio completed the team's fifth series split of the year (all at home).
- The Naturals have won three or more consecutive games now six times this season, but have now only won four games in a row twice, May 21-May 25 at Arkansas and Midland and now August 19 - August 23.
- Yesterday, the Natural secured their first home win against Springfield this year, snapping a nine-game losing streak to the Cardinals at Arvest Ballpark.

**NUMERICAL QUICK ROSTER**

#	PLAYER	POS	B/T
1	Rave, John	OF	L/L
2	Cropley, Tyler	C	R/R
4	McCullough, Morgan	INF	L/R
7	Guzmán, Jeison	INF	R/R
8	Hernández, Diego	OF	L/L
9	Means, Jake	INF	R/R
11	Tresh, Luca	C	R/R
12	Bradley, Tucker	OF	L/L
15	Marsh, Alec	RHP	R/R
13	Eldred, C.J.	RHP	S/R
16	Glendinning, Robbie	INF	R/R
17	Castellano, Angelo	INF	R/R
19	Gentry, Tyler	OF	R/R
21	Lacy, Asa	LHP	L/L
22	Woods Jr., Stephen	RHP	R/R
25	Matias, Seuly	OF	R/R
26	Alexander, CJ	INF	L/R
27	Pennington, Walter (7-1L)	LHP	L/L
28	Sikkema, T.J.	LHP	L/L
32	Veneziano, Anthony (DEV)	LHP	L/L
31	Márquez, Emilio	LHP	L/L
33	Klein, Will	RHP	R/R
34	Hoffmann, Andrew	RHP	R/R
35	Webb, Nate	RHP	R/R
38	Biasi, Dante (DEV)	LHP	L/L
39	Kalich, Kasey	RHP	R/R
40	Bowlan, Jon	RHP	R/R
41	Haake, Zach	RHP	R/R
44	Stupienski, Gavin (DEV)	INF/C	L/R
45	Del Rosario, Yefri	RHP	R/R
51	Chamberlain, Christian (DEV)	LHP	L/L
55	Dipoto, Jonah	RHP	R/R

**ALPHABETICAL QUICK ROSTER**

#	PLAYER	POS	B/T
26	Alexander, CJ	INF	L/R
38	Biasi, Dante (DEV)	LHP	L/L
40	Bowlan, Jon	RHP	R/R
12	Bradley, Tucker	OF	L/L
17	Castellano, Angelo	INF	R/R
51	Chamberlain, Christian (DEV)	LHP	L/L
2	Cropley, Tyler	C	R/R
45	Del Rosario, Yefri	RHP	R/R
55	Dipoto, Jonah	RHP	R/R
13	Eldred, C.J.	RHP	R/R
19	Gentry, Tyler	OF	R/R
16	Glendinning, Robbie	INF	R/R
7	Guzmán, Jeison	INF	S/R
41	Haake, Zach	RHP	R/R
8	Hernández, Diego	OF	L/L
34	Hoffmann, Andrew	RHP	R/R
39	Kalich, Kasey	RHP	R/R
33	Klein, Will	RHP	R/R
21	Lacy, Asa	LHP	L/L
31	Márquez, Emilio	LHP	L/L
15	Marsh, Alec	RHP	R/R
25	Matias, Seuly	OF	R/R
4	McCullough, Morgan	INF	L/R
9	Means, Jake	INF	R/R
27	Pennington, Walter (7-1L)	LHP	L/L
1	Rave, John	OF	L/L
28	Sikkema, T.J.	LHP	L/L
44	Stupienski, Gavin (DEV)	INF/C	L/R
11	Tresh, Luca	C	R/R
32	Veneziano, Anthony (DEV)	LHP	L/L
35	Webb, Nate	RHP	R/R
22	Woods Jr., Stephen	RHP	R/R

**BATTING**

LEFTIES	6
RIGHTIES	7
SWITCH	1

**PITCHING**

LEFTIES	11
RIGHTIES	8

**PRO-NUN-SEE-AY-SHUNS**

- 4 MORGAN McCULLOUGH (*muh-KULL-uh*)
- 7 JEISON GUZMÁN (*Jason GOOZ-mahn*)
- 13 C.J. ELDRED (*el-DRID*)
- 16 ROBBIE GLENDINNING (*glin-DEN-ing*)
- 17 ANGELO CASTELLANO (*kass-tay-AHN-oh*)

- 21 ASA LACY (*AY-sub*)
- 25 SEULY MATIAS (*soo-lee mah-TEE-as*)
- 28 T.J. SIKKEMA (*SICK-um-uh*)
- 31 EMILIO MÁRQUEZ (*eh-MEE-lee-oh MAHR-keh-z*)
- 32 ANTHONY VENEZIANO (*va-nee-z-ee-ah-no*)

- 38 DANTE BIASI (*bee-AW-zee*)
- 39 KASEY KALICH (*call-ick*)
- 40 JON BOWLAN (*bowl-in*)
- 41 ZACH HAAKE (*hockey*)
- 44 GAVIN STUPIENSKI (*stew-PIN-ski*)

- 45 YEFRI DEL ROSARIO (*Jeffry*)
- 55 JONAH DIPOTO (*dih-POH-to*)
- BENCH COACH 23: MIKE JIRSCHLE (*jursh-LEE*)

**NATURALS HARDWARE SHELF**

**Players of the Month**

TBD

**Pitchers of the Month (1)**

May: **LHP Drew Parrish** ... started five games and went 3-1 with a 0.59 ERA (2 ER in 30.2 IP) ... only allowed 15 hits and four walks, while striking out 29 opposing hitters ... among qualified Texas League pitchers, threw the most innings and had the lowest ERA and WHIP (0.62), while holding opponents to a .144 average.

**Players of the Week (3)**

- April 25 to May 1: **2B Michael Massey** ... hit .417 (10-for-28) across six games with a league-best 19 total bases and nine runs batted in, while tied for the Texas League lead with 10 hits. His 1.221 OPS ranked third among players with at least 20 at-bats, while his .417 average tied for second among that same group.
- May 23 to May 29: **2B Michael Massey** ... hit a league-best .481 (13-for-27) across six games in Midland, while tied for the league lead with 19 total bases. He drove in nine runs as well, doubling three times with one home run, a go-ahead grand slam on May 24 and collected multiple hits in each of the first five games of the series.
- June 27 to July 3: **OF Tyler Gentry** ... hit .435 (10-for-23) with two doubles, four home runs and 11 runs batted in, which was tied for the most in the league. Recorded 24 total bases with a 1.043 slugging percentage 1.543 OPS.

**Pitchers of the Week (4)**

- May 2 to May 8: **LHP Drew Parrish** ... threw 7.0 scoreless innings on May 7 @ Springfield ... held the Cardinals to just two hits and one walk while striking out four. He retired the first eight he faced and the final five, with five 1-2-3 frames.
- May 9 to May 15: **LHP Drew Parrish** ... threw 7.0 scoreless innings on May 13 vs. Wichita ... held the Wind Surge to just three hits and no walks while striking out nine. Between the second and sixth innings, he retired 13 straight batters, retiring the side 1-2-3 in the first inning, as well as the third through sixth.
- June 6 to June 12: **LHP Anthony Veneziano** ... threw 7.0 scoreless innings in a complete-game shutout on June 9 @ Tulsa ... held the Drillers to just three hits and one walk while striking out five, on 79 pitches. Retired the final eight hitters he faced and 11 of the last 12, only needing five pitches for a 1-2-3 seventh inning to end the night.
- July 25 to July 31: **LHP Dante Biasi** ... threw 5.0 scoreless innings on July 27 @ Wichita in an eventual 5-0 shutout win ... held the Wind Surge to just one hit and three walks while striking out five, on 79 pitches, his second straight scoreless start.

**TOOLS TEAM**

Three Naturals players were listed in *Baseball America's* 2022 Best Tools Survey of the Kansas City Royals' organization.

- RHP **Will Klein** is rated as having the "*Best Fastball*" in the system.
- LHP **Asa Lacy** is rated as having the "*Best Slider*" in the system.
- RF **Seuly Matias** is rated as having the "*Best Outfield Arm*" in the system.

**QUICK FACTS**

<b>Founded</b> .....	2008
<b>Colors</b> .....	Navy Blue, Burgundy, Gold and White
<b>League</b> .....	Texas League (Since 2008)
<b>Ownership</b> .....	Rich Entertainment Group
<b>General Manager</b> .....	Justin Cole (9th Season)
<b>Home Ballpark (Capacity)</b> .....	Arvest Ballpark (7,350, 6,500 seats)
<b>Dimensions</b> .....	LF- 327 LCF- 377 CF- 400 RCF- 378 RF- 325
<b>Wall Heights</b> .....	LF-LCF: 9 feet CF: 11 feet RCF-RF: 9 feet

**ROSTER BREAKDOWN**
















Age 20.....0	Native of Australia.....1
Age 21.....1	Native of Dominican Republic.....4
Age 22.....4	Native of United States.....26
Age 23.....4	Native of Venezuela.....2
Age 24.....11	<b>Acquired by Royals via Free Agency</b> .....13
Age 25.....5	(International).....4 (Minor League).....7 (Undrafted).....2
Age 26.....4	<b>Acquired by Royals via Trade</b> .....5
Age 27.....3	<b>Acquired by Royals via First Year Player Draft</b> .....15
Age 28.....1	(High School).....1 (Rounds 1-5).....7 (2016-18 Drafts).....3
Age 29.....0	(2nd Year/College).....0 (Rounds 6-10).....4 (2019 Draft).....7
<b>Average Age</b> .....24 Years 100 Days	(3rd Year/College).....12 (Rounds 11-20).....1 (2020 Draft).....4
<b>Median Age</b> .....24	(4th+ Year/College).....2 (Rounds 21-40).....3 (2021 Draft).....1

**ROYALS TOP-30 PROSPECTS (RANKING ACCORDING TO MLB PIPELINE)**

10 of the Naturals 28 active players appear on a Top-30 Royals prospects ranking.

#	PLAYERS (POSITION)	OVERALL RANKING	BASEBALL AMERICA RANKING
10	Tyler Gentry (OF)		Royals 12 <sup>th</sup>
12	Asa Lacy (LHP)		Royals 10 <sup>th</sup>
13	Jon Bowlan (RHP)		Royals 8 <sup>th</sup>
18	Andrew Hoffmann (RHP)		Royals 15 <sup>th</sup>
19	Luca Tresh (C)		Royals 18 <sup>th</sup>
20	T.J. Sikkema (LHP)		Royals 25 <sup>th</sup>
23	Alec Marsh (RHP)		Royals 13 <sup>th</sup>
24	Diego Hernández (OF)		Royals 30 <sup>th</sup>
27	Tucker Bradley (OF)		-
-	Yefri Del Rosario (RHP)		Royals 21 <sup>st</sup>

**UNIFORM RECORDS**

							
<b>Navy/Red (32-37)</b> Home: 16-20 Road: 16-17	<b>Red (9-13)</b> Home: 0-0 Road: 9-13	<b>White/Navy (4-10)</b> Home: 4-10 Road: 0-0	<b>Los Naturales</b> Home: 0-2 Road: 0-0	<b>Growlin' Chickens</b> Home: 1-1 Road: 0-0	<b>Fauxback</b> Home: 0-1 Road: 0-0	<b>July 4th</b> Home: 1-0 Road: 0-0	
							
<b>White (17-19)</b> Home: 17-19 Road: 0-0	<b>Grey (10-14)</b> Home: 0-0 Road: 10-14	<b>Navy (18-29)</b> Home: 4-10 Road: 14-19	<b>Los Naturales</b> Home: 0-2 Road: 0-0	<b>Growlin' Chickens</b> Home: 1-1 Road: 0-0	<b>Fauxback</b> Home: 0-1 Road: 0-0	<b>Star Wars</b> Home: 1-0 Road: 0-0	<b>Marvel</b> Home: 0-1 Road: 0-0
<b>HOME UNIFORM COMBINATIONS</b>				<b>ROAD UNIFORM COMBINATIONS</b>			
Navy/Red Hat & White Jersey: 13-11 White Hat & White Jersey: 3-5 Red Hat & White Jersey: 0-0		Navy/Red Hat & Navy Jersey: 3-6 White Hat & Navy Jersey: 1-5 Red Hat & Navy Jersey: 0-0		Navy/Red Hat & Grey Jersey: 6-4		Navy/Red Hat & Navy Jersey: 10-13	
Specialty/Theme Uniforms: 2-6				Red Hat & Grey Jersey: 4-10		Red Hat & Navy Jersey: 6-4	

**NATURALS IN-SEASON BIRTHDAYS**

<b>APRIL (4)</b> 4/14 – Walter Pennington (24) 4/14 – Jake Means (26) 4/25 – Kasey Kalich (24) 4/28 – Emilio Márquez (24)	<b>MAY (6)</b> 5/6 – Tucker Bradley (24) 5/6 – C.J. Eldred (27) 5/7 – Derrick Lewis (46) 5/14 – Alec Marsh (24) 5/14 – Christian Colón (33) 5/21 – Chris Widger (51)	<b>JUNE (2)</b> 6/2 – Asa Lacy (23) 6/10 – Stephen Woods Jr. (27)	<b>JULY (3)</b> 7/17 – CJ Alexander (26) 7/20 – Christian Chamberlain (23) 7/25 – T.J. Sikkema (24)	<b>AUGUST (2)</b> 8/20 – Noah Murdock (24) 8/20 – Nate Webb (25)	<b>SEPTEMBER (4)</b> 9/1 – Anthony Veneziano (25) 9/3 – Jonah Dipoto (26) 9/4 – Seuly Matias (24) 9/23 – Yefri Del Rosario (23)
---	--	---	--	--	---





## 2022 BREAKING ROSTER

**Pitchers (16):** LHP Dante Biasi, LHP Holden Capps, RHP Christian Cosby, RHP Yefri Del Rosario, RHP Jonah Dipoto, RHP Zach Haake, LHP Asa Lacy, RHP Alec Marsh, LHP Drew Parrish, LHP Zack Phillips, RHP Ándres Sotillet, LHP Anthony Veneziano, RHP Nate Webb, RHP Zach Willeman, RHP Stephen Woods Jr. and LHP Ángel Zerpa

**Catchers (3):** Tyler Cropley, Sebastian Rivero, Logan Porter

**Infielders (7):** Nate Eaton, Maikel Garcia, Robbie Glendinning, Ryan Grotjohn, Michael Massey, Jake Means, Gavin Stupienski

**Outfielders (4):** Tucker Bradley, Nick Loftin, Seuly Matias, John Rave

### 1st HALF

- 4/4 Kansas City Royals announce Breaking Roster
- 4/8 LHP **Holden Capps** placed on the development list  
INF **Gavin Stupienski** placed on the development list
- 4/12 RHP **Nate Webb** placed on the 7-day injured list
- 4/15 LHP **Holden Capps** activated from the development list
- 4/19 C **Tyler Cropley** placed on the 7-day injured list  
RHP **Christian Cosby** placed on the 7-day injured list  
INF **Gavin Stupienski** activated from the development list
- 4/21 LHP **Walter Pennington** transferred to NW Arkansas (AA) from Quad Cities (A+)
- 4/23 RHP **Zach Haake** placed on the 7-day injured list  
RHP **Patrick Halligan** transferred to NW Arkansas (AA) from Columbia (A)
- 4/26 RHP **Patrick Halligan** transferred to Quad Cities (A+) from NW Arkansas (AA)
- 4/28 RHP **Ándres Sotillet** transferred to Omaha (AAA) from NW Arkansas (AA)
- 5/3 INF **Ryan Grotjohn** placed on the Development List  
INF **Brhet Bewley** activated from the Quad Cities Injured List and transferred to NW Arkansas (AA)  
LHP **Patrick Smith** transferred to NW Arkansas (AA) from Quad Cities (A+)  
LHP **Marcelo Martinez** transferred to NW Arkansas (AA) from Omaha (AAA)
- 5/8 C **Sebastian Rivero** recalled by Kansas City (MLB) from NW Arkansas (AA)
- 5/9 C **Sebastian Rivero** optioned to NW Arkansas (AA)  
C **Sebastian Rivero** recalled by Kansas City (MLB) from NW Arkansas (AA)
- 5/10 LHP **Asa Lacy** placed on the 7-day injured list  
INF **Ryan Grotjohn** activated from the Development List
- 5/13 C **Sebastian Rivero** optioned to NW Arkansas (AA)
- 5/14 LHP **Patrick Smith** placed on the Development List  
RHP **Will Klein** activated from the 7-day injured list
- 5/17 C **Sebastian Rivero** recalled by Kansas City (MLB) from NW Arkansas (AA)
- 5/21 LHP **Marcelo Martinez** transferred to Omaha (AAA) from NW Arkansas (AA)
- 5/24 LHP **Patrick Smith** transferred to Quad Cities (A+) from NW Arkansas (AA)  
RHP **Ándres Sotillet** transferred to NW Arkansas (AA) from Omaha (AAA)
- 5/26 OF **John Rave** transferred to Omaha (AAA) from NW Arkansas (AA)  
INF **Nate Eaton** transferred to Omaha (AAA) from NW Arkansas (AA)
- 5/28 C **Sebastian Rivero** optioned to NW Arkansas (AA)
- 5/31 RHP **Christian Cosby** activated from the 7-day injured list  
LHP **Christian Chamberlain** transferred to NW Arkansas (AA) from Quad Cities (A+)  
RHP **Zach Willeman** transferred to Omaha (AAA) from NW Arkansas (AA)
- 6/1 OF **Parker Bates** transferred to NW Arkansas (AA) from Quad Cities (A+)  
RHP **Ándres Sotillet** transferred to Omaha (AAA) from NW Arkansas (AA)
- 6/3 LHP **Drew Parrish** transferred to Omaha (AAA) from NW Arkansas (AA)  
RHP **Noah Murdock** transferred to NW Arkansas (AA) from Quad Cities (A+)
- 6/4 OF **John Rave** transferred to NW Arkansas (AA) from Omaha (AAA)
- 6/7 OF **Parker Bates** transferred to Quad Cities (A+) from NW Arkansas (AA)
- 6/10 RHP **Ándres Sotillet** transferred to NW Arkansas (AA) from Omaha (AAA)  
LHP **Ángel Zerpa** recalled by Kansas City (MLB) from NW Arkansas (AA)
- 6/12 LHP **Ángel Zerpa** optioned to NW Arkansas (AA)  
OF **Seuly Matias** placed on the 7-day injured list
- 6/14 INF **Michael Massey** transferred to Omaha (AAA) from NW Arkansas (AA)  
OF **Tyler Gentry** transferred to NW Arkansas (AA) from Quad Cities (A+)  
C **Tyler Cropley** activated from the 7-day injured list  
LHP **Gabe Speier** transferred to NW Arkansas (AA) on Major League Rehab  
RHP **Matt Peacock** transferred to NW Arkansas (AA) on Major League Rehab
- 6/17 LHP **Gabe Speier** returned from Rehab Assignment to Kansas City (MLB) from NW Arkansas (AA)  
RHP **Matt Peacock** returned from Rehab Assignment to Kansas City (MLB) from NW Arkansas (AA)
- 6/19 OF **Seuly Matias** activated from the on the 7-day injured list  
C **Gavin Stupienski** placed on the Development List  
LHP **Jake Brentz** transferred to NW Arkansas (AA) on Major League Rehab
- 6/23 RHP **Christian Cosby** transferred to Quad Cities (A+) from NW Arkansas (AA)  
LHP **Marcelo Martinez** transferred to NW Arkansas (AA) from Omaha (AAA)
- 6/24 LHP **Jake Brentz** returned to Kansas City (MLB) from his rehab assignment.
- 6/25 LHP **Marcelo Martinez** transferred to Omaha (AAA) from NW Arkansas (AA)

### 2nd HALF

- 6/27 LHP **Holden Capps** released  
LHP **Eric Skoglund** reinstated from AAA rehab assignment and transferred to NW Arkansas (AA)
- 6/30 RHP **Nate Webb** returned from rehab assignment and activated off the 7-day injured list
- 7/9 RHP **Yefri Del Rosario** placed on the Development List  
RHP **Zach Haake** returned from rehab assignment and activated off the 7-day injured list
- 7/11 LHP **Ángel Zerpa** recalled by Kansas City (MLB) from NW Arkansas (AA)  
RHP **Andrew Hoffmann** acquired in trade from Atlanta and assigned to NW Arkansas (AA)  
INF **CJ Alexander** acquired in trade from Atlanta and assigned to NW Arkansas (AA)
- 7/12 LHP **Ángel Zerpa** optioned to NW Arkansas (AA)  
RHP **Stephen Woods Jr.** transferred to Omaha (AAA) from NW Arkansas (AA)  
OF **John Rave** transferred to Omaha (AAA) from NW Arkansas (AA)  
INF **Morgan McCullough** transferred to NW Arkansas (AA) from Quad Cities (A+)  
LHP **Zack Phillips** placed on the Development List  
INF **Ryan Grotjohn** placed on the Development List  
C/INF **Gavin Stupienski** activated from the Development List
- 7/14 INF **Maikel Garcia** recalled by Kansas City (MLB) from NW Arkansas (AA) as substitute player  
C **Sebastian Rivero** recalled by Kansas City (MLB) from NW Arkansas (AA) as substitute player  
LHP **Ángel Zerpa** recalled by Kansas City (MLB) from NW Arkansas (AA) as substitute player  
LHP **Asa Lacy** returned from rehab assignment and activated off the 7-day injured list  
LHP **Emilio Márquez** transferred to NW Arkansas (AA) from Quad Cities (A+)
- 7/15 LHP **Ángel Zerpa** returned to NW Arkansas (AA)
- 7/18 LHP **Ángel Zerpa** optioned and transferred to Omaha (AAA) from NW Arkansas (AA)  
LHP **Eric Skoglund** transferred to Omaha (AAA) from NW Arkansas (AA)  
OF **John Rave** transferred to NW Arkansas (AA) from Omaha (AAA)  
RHP **Stephen Woods Jr.** transferred to NW Arkansas (AA) from Omaha (AAA)  
INF **Maikel Garcia** optioned to NW Arkansas (AA) from Kansas City (MLB)  
C **Sebastian Rivero** optioned to NW Arkansas (AA) from Kansas City (MLB)  
C/INF **Gavin Stupienski** placed on the Development List  
LHP **Emilio Márquez** transferred to Quad Cities (A+) from NW Arkansas (AA)  
INF **Morgan McCullough** transferred to Quad Cities (A+) from NW Arkansas (AA)
- 7/22 RHP **Yefri Del Rosario** activated from the Development List
- 7/26 RHP **Ándres Sotillet** transferred to Omaha (AAA) from NW Arkansas (AA)  
RHP **Jon Bowlan** transferred to NW Arkansas (AA) from Quad Cities (A+)  
LHP **Zack Phillips** activated off Development list and transferred to Quad Cities (A+) from NW Arkansas (AA)
- 7/28 INF **Maikel Garcia** recalled by Kansas City (MLB) from NW Arkansas (AA)
- 7/29 LHP **T.J. Sikkema** transferred to NW Arkansas (AA) from Quad Cities (A+)
- 8/1 INF **Ryan Grotjohn** released  
INF **Morgan McCullough** transferred to NW Arkansas (AA) from Quad Cities (A+)  
RHP **Noah Murdock** placed on the development list
- 8/3 C **Sebastian Rivero** recalled by Kansas City (MLB) from Northwest Arkansas (AA)
- 8/9 C **Logan Porter** transferred to Omaha (AAA) from NW Arkansas (AA)  
INF/OF **Nick Loftin** transferred to Omaha (AAA) from NW Arkansas (AA)  
INF **Angelo Castellano** transferred to NW Arkansas (AA) from Omaha (AAA)  
C **Luca Tresh** transferred to NW Arkansas (AA) from Quad Cities (A+)  
OF **Diego Hernández** transferred to NW Arkansas (AA) from Quad Cities (A+)
- 8/10 C **Sebastian Rivero** optioned to NW Arkansas (AA) from Kansas City (MLB)  
LHP **Christian Chamberlain** placed on the development list
- 8/12 RHP **Alec Marsh** placed on the development list  
RHP **Kasey Kalich** transferred to NW Arkansas (AA) from Quad Cities (A+)
- 8/14 LHP **Anthony Veneziano** placed on the development list
- 8/17 RHP **Alec Marsh** activated from the development list
- 8/18 LHP **Walter Pennington** placed on the Injured List  
LHP **Emilio Márquez** transferred to NW Arkansas (AA) from Quad Cities (A+)
- 8/22 INF **Brhet Bewley** released  
INF **Jeison Guzmán** transferred to NW Arkansas (AA) from ACL Royals (R)
- 8/23 LHP **Dante Biasi** placed on the development list  
RHP **C.J. Eldred** activated from 60-Day Injured List  
C **Sebastian Rivero** recalled by Kansas City (MLB) from Northwest Arkansas (AA)



**#36 CHRIS WIDGER • MANAGER**

- Chris Widger will manage the Naturals after guiding the River Bandits to a High-A Central championship in their first season as a Kansas City affiliate in 2021. In doing so, he was named the Minor League Manager of the Year by *Baseball America* following the 2021 season.
- 2022 marks Widger's seventh year in the Royals' organization, as he was slated to manage Advanced-A Wilmington in 2020 and led Burlington to the Appalachian League Championship Series in his first season as Manager in 2019. Prior to that, he was Wilmington's Bench Coach from 2016-18.
- Before joining the Royals organization, he managed the Independent League Camden Riversharks in 2015 and was their Pitching Coach from 2012-14.
- A third-round pick by Seattle in the 1992 Draft, Widger played in parts of 10 seasons in the Majors with the Mariners (1995-96, 2000), Expos (1997-2000), Yankees (2002), Cardinals (2003), White Sox (2005-06) and Orioles (2006), winning a World Series with Chicago in 2005.
- Widger and his wife, Whitney, reside in Pennsville, N.J., with their children: C.J., Ashlynn and Skylar.



**#43 DERRICK LEWIS • PITCHING COACH**

- Derrick Lewis is in his third season with the Royals' organization and second as pitching coach at Northwest Arkansas.
- He spent the previous 16 seasons in the Atlanta Braves' organization, the first 14 as a Minor League pitching coach and the last two as the Pitching Coordinator.
- Pitching coach timeline: 2004-07: GCL Braves (Gulf Coast League, RK)... 2008-10: Danville Braves (Appalachian League, RK)... 2011-13: Rome Braves (South Atlantic League, A)... 2014: Lynchburg Hillcats (Carolina League, A+)... 2015-2016: Carolina Mudcats (Carolina League, A+)... 2017: Mississippi Braves (Southern League, AA)
- He played seven seasons in the Braves' organization from 1997-2003, after being selected in the 20th round of the 1997 draft.
- Lewis and his wife, Roslyn, reside in Charlotte, North Carolina, with their daughter, Skye and Son, Lake.



**#6 ABRAHAM NÚÑEZ • HITTING COACH**

- Abraham Núñez enters his fourth season as Northwest Arkansas' hitting coach after serving in the same capacity with High-A Wilmington (2015-2018), Class-A Lexington (2014), Rookie Advanced Burlington (2013) and the Dominican Royals (2012).
- Núñez played for parts of 12 seasons in the Majors with the Pirates (1997-2004), Cardinals (2005), Phillies (2006-2007) and Mets (2008). A switch-hitter, he owns a career average of .242 as a utility infielder in the big leagues, primarily playing third base, but could play all four infield positions.
- His best season came in 2005 when he batted .285 in 139 games for the National League Champion St. Louis Cardinals.
- Lifetime .346 (9-for-28) hitter in the postseason, including the 2005 National League Championship Series with St. Louis when he hit .385, though did not play in the World Series.
- Born in Santo Domingo, Dominican Republic, he now resides in Hudson, Massachusetts.



**#24 CHRISTIAN COLÓN • ASSISTANT HITTING COACH**

- Christian Colón returns to the organization as the Naturals Assistant Hitting Coach in 2022, following a 12-year professional career.
- He was the Royals first-round pick in the 2010 MLB Draft, scored the winning run in the 2014 AL Wild Card game and had the game-winning hit in the title-clinching Game 5 of the 2015 World Series.
- After being drafted in 2010, Colón ascended to Northwest Arkansas by 2011 and between 2011, 2012 and 2014, played 202 games for the Naturals ... in 2011, Colón led the Texas League in sacrifices (21), while leading the team in at-bats (491) and hits (126). His 21 sacrifices that season are the most a Naturals player has ever recorded in a single season, while 28 overall are tied for the club record.
- During his playing career, he made stops in Miami (2017) and Cincinnati (2019-20) ... spent 2021 with the Rich Baseball-owned Buffalo Bisons (Triple-A, Toronto) before announcing his retirement.
- He also played in parts of four seasons in the Puerto Rican Winter League.
- Christian lives in Cave Springs, Ark. (15 minutes North of Arvest Ballpark) with his wife, Kayla, and three daughters, Marley, Mia and Lucy.



**#23 MIKE JIRSCHOLE • BENCH COACH**

- Mike Jirschele enters his first season as the Bench Coach for Northwest Arkansas after spending last season in the same role for Manager Chris Widger in Quad Cities.
- He served as a Special Assistant to the General Manager in 2020 and was on the Royals coaching staff as the Third Base Coach from 2014-19 and won the World Series in 2015.
- Jirschele previously managed the Triple-A Omaha franchise for 11 seasons (2003-13), leading the team to four division titles, three-straight trips to the Pacific Coast League championship round (2011-13), two PCL titles (2011, 2013) and a Triple-A Championship in 2013.
- He earned the 2011 Mike Coolbaugh Award for outstanding baseball work ethic, knowledge of the game and skill in mentoring young players on the field.
- Prior to his 11-year stint with Omaha, he served as the Royals Minor League Infield Coordinator for four years (1998-2002), while he held managerial positions with Omaha (1995-97), Wilmington (1994), Rockford (1993) and the Gulf Coast Royals (1992).
- Jirschele was originally selected by the Texas Rangers in the fifth round of the 1977 MLB Draft and played in 999 minor league games over 13-plus seasons in the Rangers and Royals systems.



**DANNY ACCOLA • CERTIFIED ATHLETIC TRAINER**

- Danny Accola is entering his seventh season with the Royals organization and first as the certified athletic trainer with the Naturals, after serving in the same role with the Quad Cities in 2021.
- He was slated to serve in that role with Wilmington in 2020 and previously filled those roles with Lexington in 2019, Burlington from 2017-18 and with Surprise in 2016.
- Accola graduated from the University of Central Missouri in 2014 and previously held an athletic training internship with the Denver Broncos in 2013.



**C.J. MIKKELSEN • STRENGTH & CONDITIONING COACH**

- C.J. Mikkelsen will serve as the Northwest Arkansas Strength & Conditioning Coach for the second consecutive season, after being slated to fill that same role at Idaho Falls in 2020.
- He graduated in December 2019 with a master's degree in sports physiology from Texas A&M University, where he also worked as a Sports Performance Graduate Intern.
- Mikkelsen earned his bachelor's degree in exercise and wellness from Arizona State University in 2016. He resides in Desert Hills, Arizona.



**DREW EPPERSON**  
VIDEO COORDINATOR



**MITCH MEYER**  
VIDEO COORDINATOR


**Alec Marsh - Pitching - Stat Splits - 2022 - Regular Season**

Split	Team	W	L	ERA	G	GS	CG	SHO	SV	IP	H	R	ER	HR	HB	BB	IBB	SO	WHIP	AVG	AB	WP	BK	GDP	TBF	NP-S
Home Games	NWA	0	6	7.33	12	12	0	0	0	54.0	62	48	44	17	2	33	0	72	1.76	.283	219	4	1	1	256	997 - 618
Away Games	NWA	1	5	7.79	8	8	0	0	0	34.2	45	33	30	4	3	12	0	49	1.64	.306	147	4	0	1	164	645 - 409
Day Games	NWA	0	3	11.68	4	4	0	0	0	12.1	17	17	16	5	0	14	0	12	2.51	.333	51	0	0	0	66	269 - 152
Night Games	NWA	1	8	6.84	16	16	0	0	0	76.1	90	64	58	16	5	31	0	109	1.59	.286	315	8	1	2	354	1373 - 875
On Grass	NWA	1	11	7.51	20	20	0	0	0	88.2	107	81	74	21	5	45	0	121	1.71	.292	366	8	1	2	420	1642 - 1027
April	NWA	0	1	6.89	4	4	0	0	0	15.2	15	12	12	5	0	7	0	22	1.40	.246	61	2	0	1	68	275 - 180
May	NWA	1	1	4.94	5	5	0	0	0	23.2	20	14	13	2	4	11	0	45	1.31	.217	92	1	0	1	107	434 - 278
June	NWA	0	5	9.55	5	5	0	0	0	21.2	36	29	23	6	1	12	0	26	2.22	.360	100	2	0	0	113	416 - 250
July	NWA	0	3	11.21	4	4	0	0	0	17.2	29	22	22	6	0	12	0	16	2.32	.382	76	2	0	0	92	338 - 207
August	NWA	0	1	3.60	2	2	0	0	0	10.0	7	4	4	2	0	3	0	12	1.00	.189	37	1	1	0	40	179 - 112
On Mondays	NWA	0	0	6.75	1	1	0	0	0	5.1	8	4	4	1	0	2	0	7	1.88	.364	22	1	0	0	25	94 - 60
On Tuesdays	NWA	0	1	7.84	2	2	0	0	0	10.1	15	10	9	2	1	4	0	13	1.84	.341	44	1	0	2	49	172 - 116
On Wednesdays	NWA	1	1	5.27	3	3	0	0	0	13.2	15	11	8	1	2	5	0	23	1.46	.273	55	3	0	0	62	249 - 155
On Thursdays	NWA	0	2	4.19	4	4	0	0	0	19.1	15	11	9	1	2	11	0	29	1.34	.200	75	1	1	0	88	348 - 218
On Fridays	NWA	0	1	6.00	2	2	0	0	0	9.0	9	6	6	3	0	5	0	12	1.56	.250	36	0	0	0	41	165 - 102
On Saturdays	NWA	0	3	10.61	4	4	0	0	0	18.2	28	22	22	8	0	4	0	25	1.71	.337	83	2	0	0	89	345 - 224
On Sundays	NWA	0	3	11.68	4	4	0	0	0	12.1	17	17	16	5	0	14	0	12	2.51	.333	51	0	0	0	66	269 - 152
In games following a win	NWA	1	5	7.91	11	11	0	0	0	46.2	60	45	41	12	2	22	0	68	1.76	.306	196	5	0	0	223	890 - 561
In games following a loss	NWA	0	6	7.07	9	9	0	0	0	42.0	47	36	33	9	3	23	0	53	1.67	.276	170	3	1	2	197	752 - 466
Starter	NWA	1	11	7.51	20	20	0	0	0	88.2	107	81	74	21	5	45	0	121	1.71	.292	366	8	1	2	420	1642 - 1027

**Alec Marsh - Opposing Hitting - Stat Splits - 2022 - Regular Season**

Split	Team	AVG	G	AB	R	H	2B	3B	HR	RBI	BB	IBB	SO	SB	CS	OBP	SLG	OPS	HBP	SAC	SF	GDP
vs Left	NWA	.359	20	170		61	12	3	14	43	19	0	34			.428	.712	1.140	3	0	2	1
vs Right	NWA	.235	20	196		46	10	1	7	31	26	0	87			.327	.403	.730	2	0	2	1
Team is ahead	NWA	.349	11	86		30	6	1	6	18	14	0	31			.456	.651	1.107	3	0	0	2
Team is behind	NWA	.265	17	166		44	12	1	9	37	20	0	53			.340	.512	.852	0	0	2	0
Score is tied	NWA	.289	19	114		33	4	2	6	19	11	0	37			.357	.518	.875	2	0	2	0
Batting First	NWA	.354	20	48		17	0	1	5	10	6	0	14			.429	.708	1.137	1	0	1	0
Batting Second	NWA	.280	20	50		14	4	0	0	5	5	0	15			.345	.360	.705	0	0	0	0
Batting Third	NWA	.310	20	42		13	1	1	3	7	5	0	14			.388	.595	.983	1	0	1	1
Batting Fourth	NWA	.268	20	41		11	2	1	1	9	6	0	10			.354	.439	.793	0	0	1	0
Batting Fifth	NWA	.324	20	37		12	2	0	3	9	7	0	9			.435	.622	1.057	1	0	1	1
Batting Sixth	NWA	.262	20	42		11	4	0	2	9	3	0	16			.311	.500	.811	0	0	0	0
Batting Seventh	NWA	.222	20	36		8	5	0	2	12	5	0	15			.333	.528	.861	1	0	0	0
Batting Eighth	NWA	.333	20	36		12	3	0	2	6	3	0	13			.400	.583	.983	1	0	0	0
Batting Ninth	NWA	.265	20	34		9	1	1	3	7	5	0	15			.359	.618	.977	0	0	0	0
Leading Off	NWA	.309	20	81		25	3	0	6	6	11	0	27			.398	.568	.966	1	0	0	0
First Inning	NWA	.269	20	78	17	21	3	2	4	16	10	0	27	3	2	.355	.513	.868	2	0	3	0
Second Inning	NWA	.244	20	78	12	19	4	0	5	11	5	0	35	1	1	.294	.487	.781	1	0	1	0
Third Inning	NWA	.360	19	86	26	31	9	0	3	25	13	0	28	4	0	.444	.570	1.014	0	0	0	1
Fourth Inning	NWA	.288	17	66	11	19	5	1	5	11	5	0	17	2	0	.338	.621	.959	0	0	0	0
Fifth Inning	NWA	.313	13	48	13	15	1	1	2	9	12	0	11	2	0	.459	.500	.959	1	0	0	1
Sixth Inning	NWA	.125	3	8	1	1	0	0	1	1	0	0	3	0	0	.222	.500	.722	1	0	0	0
Seventh Inning	NWA	.500	1	2	1	1	0	0	1	1	0	0	0	0	0	.500	2.000	2.500	0	0	0	0
Bases Empty	NWA	.288	20	198		57	9	1	12	12	21	0	72			.362	.525	.887	2	0	0	0
Runner at 1st	NWA	.370	19	54		20	4	1	5	15	8	0	10			.452	.759	1.211	0	0	0	1
Runner at 2nd	NWA	.200	18	40		8	3	0	1	7	5	0	14			.304	.350	.654	1	0	0	0
Runner at 3rd	NWA	.250	11	20		5	0	1	2	9	3	0	8			.375	.650	1.025	1	0	0	0
Runners at 1st & 2nd	NWA	.333	14	27		9	2	1	1	11	3	0	7			.400	.593	.993	0	0	0	1
Runners at 1st & 3rd	NWA	.333	6	6		2	1	0	0	4	2	0	2			.500	.500	1.000	1	0	1	0
Runners at 2nd & 3rd	NWA	.083	6	12		1	1	0	0	5	1	0	8			.125	.167	.292	0	0	3	0
Bases Loaded	NWA	.556	7	9		5	2	0	0	11	2	0	0			.636	.778	1.414	0	0	0	0
Runners On	NWA	.298	20	168		50	13	3	9	62	24	0	49			.387	.571	.958	3	0	4	2
Scoring Position	NWA	.263	20	114		30	9	2	4	47	16	0	39			.358	.482	.840	3	0	4	1
No Outs	NWA	.336	20	134		45	7	1	9	21	16	0	41			.405	.604	1.009	1	0	2	0
One Out	NWA	.265	20	117		31	8	2	5	26	15	0	43			.348	.496	.844	1	0	2	2
Two Outs	NWA	.270	20	115		31	7	1	7	27	14	0	37			.364	.530	.894	3	0	0	0
Late / Close	NWA	.500	1	2		1	0	0	1	1	0	0	0			.500	2.000	2.500	0	0	0	0
Ahead in Count	NWA	.196	20	148		29	3	1	5	24	0	0	68			.199	.331	.530	1	0	2	2
Behind in Count	NWA	.330	20	100		33	9	1	9	29	45	0	25			.538	.710	1.248	0	0	0	0
0-0 Count	NWA	.512	15	41		21	6	1	3	10	0	0	0			.532	.927	1.459	4	0	2	0
0-1 Count	NWA	.281	15	32		9	3	0	3	9	0	0	0			.303	.656	.959	1	0	0	1
0-2 Count	NWA	.250	17	44		11	0	0	1	8	0	0	25			.250	.318	.568	0	0	0	0
1-0 Count	NWA	.409	9	22		9	3	1	0	5	0	0	0			.409	.636	1.045	0	0	0	0
1-1 Count	NWA	.476	12	21		10	1	1	2	7	0	0	0			.476	.905	1.381	0	0	0	0
1-2 Count	NWA	.125	19	72		9	0	1	1	7	0	0	43			.122	.194	.316	0	0	2	1
2-0 Count	NWA	.563	12	16		9	2	0	5	11	0	0	0			.563	1.625	2.188	0	0	0	0
2-1 Count	NWA	.462	12	13		6	1	0	1	2	0	0	0			.462	.769	1.231	0	0	0	0
2-2 Count	NWA	.250	19	56		14	3	0	2	4	0	0	28			.250	.411	.661	0	0	0	0
3-0 Count	NWA	.000	7	1		0	0	0	0	0	11	0	0			.917	.000	.917	0	0	0	0
3-1 Count	NWA	.333	13	9		3	1	0	1	3	15	0	0			.750	.778	1.528	0	0	0	0
3-2 Count	NWA	.154	19	39		6	2	0	2	8	19	0	25</									





# #18 ALEC MARSH

**RIGHT-HANDED PITCHER**

**BORN:** May 14, 1998 in Waukesha, Wisconsin (Age 24)  
**HEIGHT/WEIGHT:** 6-3/220 lbs  
**SEASON WITH NATURALS:** 2nd Season  
**DRAFT:** Round 2 (CBB) - 2019 (Kansas City, 70th Overall)  
**COLLEGE:** Arizona State University (Tempe, Arizona)  
**HIGH SCHOOL:** Ronald Reagan HS (Milwaukee, Wisconsin)

## SCOUTING REPORT

*Ranked by MLB Pipeline as the No. 23 Royals prospect  
 Ranked by Baseball America as the No. 13 Royals prospect*

**A powerful arm that pitches aggressively, goes right after hitters with a clean & repeatable delivery that helps his control.**  
**FASTBALL:** Sits around 96 with his 4-seamer but touches 99 consistently, also has a two-seamer that sinks.  
**CURVEBALL:** Ranges from the high 70s to low 80s has good shape and depth, his best secondary pitch.  
**SLIDER:** Sits mid-80s and is a hard, tight pitch that sometimes resembles a cutter  
**CHANGEUP:** Has natural depth and sink, he throws it with good arm speed.

## 2022 SEASON

- On July 14, was named as a replacement player to the All-Star Futures game, taking Nick Pratto's spot on the roster as Kansas City's representative ... was the only player on either team that did not appear in the 7-inning game.
- 3rd in Texas League and 7th in Double-A with 121 strikeouts ... among Texas League pitchers who have thrown at least 80.0 innings, leads the league with a 17.0% stringing strike %, 2nd with 12.28 K/9 and 3rd with 28.8% K%.
- 121 strikeouts is the 4th-most by a Naturals pitcher in a single season ... record is 134 from Eric Skoglund in 2016.
- 163 strikeouts over two seasons with the Naturals ranks 12th all-time in franchise history ... #10 is Dan Cortes (166).
- 31 of 81 runs (38.27%) allowed this season have directly scored on home runs.
- 4/13 vs. WCH - Struck out 9 across 4.2 innings, retired 9 of the final 10 batters he faced, including 5 on strikeouts
- Pitched 5.0 innings and struck out 10 batters in his last two starts in May ... on 5/19 @ ARK, struck out franchise-record EIGHT STRAIGHT between 2nd and 4th innings ... first Naturals pitcher to ever strike out more than six straight batters in one game, just 2nd to strike out 8 in a row.
- 5/31 vs. CC - Set career high with 6.1 innings, 29 batters faced and 98 pitches, struck out nine
- 6/23 vs. SPR - Threw the first quality start of his career, allowed three earned runs over 6.0 innings, only struck out six
- 7/24 vs. SPR - For the first time in his career, did not strike anyone out, couldn't make it out of the third inning.
- 8/6 vs. TUL, retired 10 of the last 12 hitters he faced after allowing a solo homer in the second inning, including 1-2-3 3rd and 5th innings ... struck out seven for the first time since 7/4 and third time since the start of June ... all three runs scored on home runs.
- LAST OUTING - 8/18 vs. SA, pitched for the first time in 12 days, after his turn in the rotation was skipped in series @ Arkansas 8/8 to 8/14 and he was on the development list ... turned in one of his best starts of the season, allowing just one run for the second time this year on four hits over 5.0 innings, with five strikeouts ... fifth time in last six starts throwing 5.0 innings.

## CAREER NOTES

- 2021
- As a non-Roster invitee to Big League Spring Training, pitched in 2 Cactus League games, with a 0.00 ERA (0 ER in 2.0 IP), 2 K.
- Broke camp with Northwest Arkansas (AA) and made six starts for the Naturals, before missing the remainder of the season with an injury ... went 1-3 with a 4.97 ERA (14 ER in 25.1 IP) while striking out 42 hitters.
- His 14.92 K/9 (42 K in 25.1 IP) ranked second in the Royals' system among MiLB pitchers who threw at least 25 innings.
- Named the inaugural Double-A Central Pitcher of the Week after making his very first Double-A appearance ... threw 5.0 hitless and scoreless innings ... followed up his award-winning start with an 11-strikeout performance in his Arvest Ballpark debut on 5/14 against Tulsa ... began the season, his first 8.1 innings of Double-A Career with 8.1 hitless and scoreless innings, walking three with 16 strikeouts.
- Earned his first professional win in his third start of the season on 5/21, allowing two runs across 5.0 innings while striking out seven at Hammons Field in Springfield against the Cardinals.
- Struck out at least seven batters in each of his first four starts and led the Naturals pitching staff with 34 strikeouts in May.
- Exited his start on 6/15 in San Antonio after just 1.2 innings and did not appear in a game the rest of the season, shut down because of biceps soreness and arm fatigue.
- Made one appearance for the Surprise Saguaros in the Arizona Fall League, throwing 1.1 innings while striking out three.
- 2020
- Spent part of the season at the Royals' Alternate Training Site in Kansas City, Kansas, then participated in the Royals' Postseason Instructional Camp at Kauffman Stadium in October.
- Pitched for the Eastern Reyes del Tigre (roughly translates to Eastern Tiger Kings) in the independent Constellation Energy League, which operated in Texas during July and August ... went 0-1 with a 4.50 ERA (2 ER in 4.0 IP), collecting six strikeouts ... his manager was former Royals pitching coach Dave Eiland (2011-2017).

- 2019
- Made 13 starts for Idaho Falls (Rookie Advanced) in his first professional season, going 0-1 with a 4.05 ERA (15 ER in 33.1 IP) with 38 strikeouts (10.3 K/9) compared to just four walks.
- Did not walk a batter in his first five starts and surrendered his one free pass in his first eight outings (20.1 innings).
- Did not allow a run over his final three starts (9.0 IP), after allowing a six earned runs in a span of two outings (Aug. 9-15).
- COLLEGE (2017-2019)
- Attended Arizona State University, where he was named to the Golden Spikes Award Mid-season Watch List and the Collegiate Baseball Hall of Fame Watch List of the National Pitcher of the Year as a junior in 2019, team won 21 straight to start the season.
- Went 9-3 with a 3.17 ERA (34 ER in 96.2 IP) in 16 outings as a junior, with three double-digit strikeout efforts ... tossed a three-hit complete game with nine strikeouts in a 4-1 win vs. #3 Oregon State on April 12, 2019, when the Royals first took notice of him as they were at the game scouting OSU catcher and 2019 1st overall pick Adley Rutschman.
- Allowed three earned runs or fewer in 31 of his last 34 appearances dating back to his freshman season ... dating back to sophomore season, Marsh posted a quality start (6+ innings pitched with 3 or fewer earned runs allowed) in 16 of his 23 starts since assuming ASU's Friday Night starter role midway through the 2018 season.

## SEASON / CAREER HIGHS

SEASON	CAREER
5/31/2022 vs. Corpus Christi 6.1	INNING PITCHED 6.1
Last: 7/30/2022 @ Wichita 10, 2x	HITS ALLOWED 10, 2x
6/11/2022 @ Tulsa 8	RUNS ALLOWED 8
6/11/2022 @ Tulsa 8	EARNED RUNS ALLOWED 8
Last: 6/17/2022 vs. Arkansas 3, 2x	HOME RUNS ALLOWED 3, 2x
7/10/2022 vs. Tulsa 6	WALKS ALLOWED 6
Last: 5/25/2022 @ Midland 10, 2x	STRIKEOUTS 11
5/31/2022 vs. Corpus Christi 29	BATTERS FACED 29
Last: 6/11/2022 @ Tulsa 98, 2x	NUMBER OF PITCHES 98, 2x
4/13/2022 to 4/19/2022 7.0 IP	SCORELESS STREAK 18.0 IP

## MARSH 2022 RUN SUPPORT

RUNS SCORED	0	1	2	3	4	5	6	7	8	9	10+
Games	5	6	4	1	2		1	1			
PLAYER W-L	0-4	0-3	0-3	0-0	0-1		0-0	1-0			
Team W-L	0-5	1-5	1-3	1-0	0-2		0-1	1-0			

## 2022 GAME-BY-GAME (NORTHWEST ARKANSAS, AA)

DATE	OPPONENT	RES	LEFT GAME	DEC	IP	H	R	ER	HR	HB	BB	SO	BF	NP-S
4/13	vs. Wichita	W, 8-5	Top 5th, tied 2-2	-	4.2	2	2	1	0	2	9	18	77	52
4/19	@ Frisco	L, 4-3	Bottom 5th, winning 2-1	L	4.0	6	4	4	0	3	4	20	74	46
4/24	@ Frisco	W, 4-3	End 3rd, losing 2-0	-	3.0	2	2	1	0	1	2	12	50	32
4/30	vs. Amarillo	L, 7-5	End 4th, winning 5-4	-	4.0	5	4	4	3	0	1	7	18	74
<b>APRIL TOTALS</b>		<b>6.89 ERA / 1.40 WHIP / .246 AVG</b>	<b>0-1</b>	<b>15.2</b>	<b>15</b>	<b>12</b>	<b>12</b>	<b>5</b>	<b>0</b>	<b>7</b>	<b>22</b>	<b>68</b>	<b>275</b>	<b>180</b>
5/6	@ Springfield	L, 2-1	End 4th, tied 1-1	-	4.0	2	1	1	0	2	8	17	78	51
5/12	vs. Wichita	L, 10-4	Top 4th, losing 3-0	-	3.1	3	3	0	0	5	8	19	83	51
5/19	@ Arkansas	L, 5-0	End 5th, losing 2-0	L	5.0	2	2	2	0	1	2	10	20	84
5/25	@ Midland	W, 11-3	End 5th, winning 6-2	W	5.0	4	2	2	0	2	1	10	22	91
5/31	vs. Corpus Christi	L, 8-7	Top 7th, tied 6-6	-	6.1	9	6	5	2	1	1	9	29	98
<b>MAY TOTALS</b>		<b>4.94 ERA / 1.31 WHIP / .217 AVG</b>	<b>1-1</b>	<b>23.2</b>	<b>20</b>	<b>14</b>	<b>13</b>	<b>2</b>	<b>4</b>	<b>11</b>	<b>45</b>	<b>107</b>	<b>434</b>	<b>278</b>
6/5	vs. Corpus Christi	L, 17-4	End 2nd, losing 4-0	L	2.0	4	4	3	1	0	4	5	14	64
6/11	@ Tulsa	L, 9-4	Bottom 5th, losing 7-4	L	4.2	10	8	8	1	0	7	24	98	64
6/17	vs. Arkansas	L, 13-2	End 5th, losing 5-1	L	5.0	7	5	5	3	0	3	4	24	87
6/23	vs. Springfield	L, 11-2	End 6th, losing 5-1	L	6.0	6	3	3	1	1	3	6	29	86
6/29	@ Amarillo	L, 10-4	End 5th, losing 7-2	L	4.0	9	7	4	0	0	2	4	22	81
<b>JUNE TOTALS</b>		<b>9.55 ERA / 1.66 WHIP / .281 AVG</b>	<b>0-5</b>	<b>21.2</b>	<b>36</b>	<b>29</b>	<b>23</b>	<b>6</b>	<b>1</b>	<b>12</b>	<b>26</b>	<b>113</b>	<b>416</b>	<b>250</b>
7/4	vs. Tulsa	W, 7-6 (10)	Top 6th, losing 4-3	-	5.1	8	4	4	1	0	2	7	25	94
7/10	vs. Tulsa	L, 6-3	End 5th, losing 4-2	L	5.0	4	4	4	2	0	6	5	24	94
7/24	vs. Springfield	L, 11-4	Bottom 3rd, losing 7-0	L	2.1	7	7	7	1	0	3	0	16	61
7/30	@ Wichita	L, 11-3	End 5th, losing 7-1	L	5.0	10	7	7	2	0	1	4	27	89
<b>JULY TOTALS</b>		<b>11.21 ERA / 2.32 WHIP / .382 AVG</b>	<b>0-3</b>	<b>17.2</b>	<b>29</b>	<b>22</b>	<b>22</b>	<b>6</b>	<b>0</b>	<b>12</b>	<b>16</b>	<b>92</b>	<b>338</b>	<b>203</b>
8/6	vs. Tulsa	L, 9-2	End 5th, losing 3-0	L	5.0	3	3	3	2	0	2	7	20	84
8/18	vs. San Antonio	L, 8-5	End 5th, tied 1-1	-	5.0	4	1	1	0	0	1	5	20	95

## 2022 MARSH BATTED BALL STATISTICS

BABIP	GB/FB	LD%	GB%	FB%	IFFB%	HR/FB	Pull%	Cent%	Oppo%	SwStr%
.377	0.92	20.0%	38.4%	41.6%	17.6%	20.6%	44.6%	26.5%	28.9%	17.0%

## MARSH vs. SPRINGFIELD IN 2022

W	L	ERA	G	GS	CG	SHO	GF	HLD	SV	SVO	IP	H	R	ER	HR	HB	BB	IBB	SO	AVG	WHIP
0	2	8.03	3	3	0	0	0	0	0	0	12.1	15	13	11	2	1	8	0	14	1.86	.288

## MARSH vs. SPRINGFIELD HITTERS IN 2022

PLAYER	AVG	AB	H	2B	3B	HR	RBI	BB	SO	PLAYER	AVG	AB	H	2B	3B	HR	RBI	BB	SO	
Antico, M	.500	2	1	0	0	0	0	0	0	Pages, P	.000	2	0	0	0	0	0	0	0	2
Antonini, A	.333	3	1	1	0	0	0	0	1	Pérez, D	.000	2	0	0	0	0	0	0	0	2
Baldoquin, R	.000	1	0	0	0	0	0	0	0	Pinder, C	.000	1	0	0	0	0	0	1	1	0
Davis, J	.000	4	0	0	0	0	0	0	2	Redmond, C	.000	3	0	0	0	0	0	0	2	2
Dunn, N	.286	7	2	2	0	0	0	1	0	Rodriguez, J	.500	4	2	1	0	0	5	1	1	1
Gómez, M	.000	1	0	0	0	0	0	1	1	Toerner, J	.333	3	1	0	0	1	2	1	0	0
Koperniak, M	.667	6	4	0	0	1	3	0	0	Walker, J	.500	6	3	0	1	0	1	0	1	0
Nunez, M	.000	2	0	0	0	0	0	0	1	Winn, M	.200	5	1	0	0	0	0	1	1	0

## MINOR LEAGUE CAREER

SEASON	TEAM	W	L	ERA	G	GS	CG	SHO	SV	SVO	IP	H	R	ER	HR	HB	BB	IBB	SO	WHIP	AVG	AB	WP	BK	GIDP	TBF	NP-S
2019	Idaho Falls (R)	0	1	4.05	13	13	0	0	0	0	33.1	30	16	15	5	0	4	0	38	1.02	.238	126	3	0	1	132	464-319
2020											Did not play (no minor league season)																
2021	NW Arkansas (AA)	1	3	4.97	6	6	0	0	0	0	25.1	20	14	14	4	1	13	0	42	1.30	.217	92	1	0	2	106	440-275
2022	NW Arkansas (AA)	1	11	7.51	20	20	0	0	0	0	88.2	107	81	74	21	5	45	0	121	1.71	.292	366	8	1	2	420	1642-1027
<b>TOTALS (3 MILB SEASONS)</b>		<b>2</b>	<b>15</b>	<b>6.29</b>	<b>39</b>	<b>39</b>	<b>0</b>	<b>0</b>	<b>0</b>	<b>0</b>	<b>147.1</b>	<b>157</b>	<b>111</b>	<b>103</b>	<b>30</b>	<b>6</b>	<b>62</b>	<b>0</b>	<b>201</b>	<b>1.49</b>	<b>.269</b>	<b>584</b>	<b>12</b>	<b>1</b>	<b>5</b>	<b>658</b>	<b>2546-1621</b>



**PLAYER**

**QUICK NOTES**

**CAREER HIGHS**

**13 C.J. ELDRED**  
 RHP • R/R • 6'2" • 225 lbs • 5/6/1995 (27)  
 Signed 8/7/2017 as an Undrafted Free Agent (U. of Iowa)  
 Born: Milwaukee, Wisconsin • Resides: Mount Vernon, Iowa

**18 ALEC MARSH**  
 RHP • R/R • 6'3" • 220 lbs • 5/14/1998 (24)  
 2019 MLB Draft - Round 2, 70th Overall (Arizona State)  
 Born: Waukesha, Wisc. • Resides: Milwaukee, Wisc.

**21 ASA LACY**  
 LHP • L/R • 6'4" • 215 lbs • 6/2/1999 (23)  
 2020 MLB Draft - Round 1, 4th Overall (Texas A&M)  
 Born: Bryan, Texas • Resides: Kerrville, Texas

**22 STEPHEN WOODS JR.**  
 RHP • R/R • 6'1" • 200 lbs • 6/10/1995 (27)  
 Traded from Tampa Bay - 7/21/2020  
 Born: New Hyde Park, N.Y. • Resides: Huntington Station, N.Y.

**28 T.J. SIKKEMA**  
 LHP • L/L • 6'0" • 221 lbs • 7/25/1998 (24)  
 Traded from New York (AL) - 7/25/2022  
 Born: Clinton, Iowa • Resides: DeWitt, Iowa

**31 EMILIO MARQUEZ**  
 LHP • L/L • 5'8" • 170 lbs • 8/28/1998 (24)  
 Signed 3/4/2018 as an International Free Agent  
 Born: Upata, Venezuela • Resides: Bolivar, Venezuela

**33 WILL KLEIN**  
 RHP • R/R • 6'5" • 230 lbs • 11/28/1999 (22)  
 2020 MLB Draft - Round 5 (Eastern Illinois)  
 Born: Maryville, Tennessee • Resides: Bloomington, Indiana

**34 ANDREW HOFFMANN**  
 RHP • R/R • 6'5" • 205 lbs • 2/2/2000 (22)  
 Traded from Atlanta - 7/11/2022  
 Born: Joliet, Illinois • Resides: Plainfield, Illinois

**35 NATE WEBB**  
 RHP • R/R • 6'2" • 215 • 8/20/1997 (25)  
 2016 MLB Draft - Round 34 (Lee's Summit North HS)  
 Born: Kansas City, MO • Resides: Lee's Summit, MO

**39 KASEY KALICH**  
 RHP • R/R • 6'32" • 225 lbs • 4/25/1998 (24)  
 Traded from Atlanta - 7/30/2021  
 Born/Resides: Victoria, Texas

**40 JON BOWLAN**  
 RHP • R/R • 6'6" • 240 • 12/1/196 (25)  
 2018 MLB Draft - Round 2 (University of Memphis)  
 Born/Resides: Arlington, Tennessee

**41 ZACH HAAKE**  
 RHP • R/R • 6'4" • 186 • 10/8/1996 (25)  
 2018 MLB Draft - Round 6 (University of Kentucky)  
 Born: Belleville, Illinois • Resides: Breese, Illinois

**45 YEFRI DEL ROSARIO**  
 RHP • R/R • 6'2" • 180 lbs • 9/23/1999 (22)  
 Signed 12/5/2017 as a Minor League Free Agent  
 Born/Resides: Miches, Dominican Republic

**55 JONAH DIPOTO**  
 RHP • R/R • 6'1" • 225 • 9/3/1996 (25)  
 2019 MLB Draft - Round 35 (University of Calif. San Diego)  
 Born: Queens, New York • Resides: San Diego, California

- 2022: Began the season on NWA 60-Day IL after having surgery on his right foot in March ... sent on rehab assignment to ACL Royals (R) on 8/2, activated 8/23 ... in five rehab games, struck out nine with 4.50 ERA (5 ER in 10.0 IP).
- 2021: Pitched in 16 games (5 starts) between the ACL Royals (R), Columbia (A), Quad Cities (A+) and NW Arkansas (AA) and combined to 5-1 with a 6.20 ERA (37 ER in 53.2 IP) and 60 strikeouts ... assigned to NWA on 9/2 and threw a pair of 3.0-inning scoreless outings with 10 combined strikeouts in his first two Double-A games.
- MISC: Is out of the Royals pitching coach Cal Eldred ... worked out with former Iowa teammate Tyler Cropley in 2020, which led to Cropley getting signed by the Royals.

**4SFB, CT, CV, CH** CONSECUTIVE BATTERS RETIRED: 1 (8/23/2022) SCORELESS STREAK: 0.1 IP (8/23/2022)

- Ranked by MLB Pipeline as the No. 23 Royals prospect ... Ranked by *Baseball America* as the No. 13 Royals prospect
- 2022: Struck out 8 or more in five straight starts, including 10 strikeouts in back-to-back starts May 19 @ ARK and May 24 @ MID ... 3rd in Texas League with 116 strikeouts ... Royals representative at the 2022 All-Star Futures Game, only member of either team that did not appear in the game ... on the development list from 8/12 to 8/17.
- 2021: Broke camp with NW Arkansas (AA) and made six starts for the Naturals, before missing the rest of the year with an injury ... went 1-3 with a 4.97 ERA (14 ER in 25.1 IP) with 42 strikeouts (14.92 K/9) ... over his first 8.1 Double-A innings: 8.1 hitless and scoreless innings, named first ever Double-A Central Pitcher of the Week.

**4SFB, SL, CV, CH** CONSECUTIVE BATTERS RETIRED: 2 (8/18/3022) SCORELESS STREAK: 4.0 IP (8/18/2022)

- Ranked by MLB Pipeline as the No. 12 Royals prospect ... Ranked by *Baseball America* as the No. 10 Royals prospect, the No. 9 LHP prospect ... listed as having the "Best Slider" among KC's prospects in the 2021 AND 2022 Best Tools survey from Baseball America.
- 2022: Made 2 starts for NWA in April (4/12 & 4/17 vs. WCH) and struck out 13 in 9.2 IP, before being placed on the injured list 5/10 ... made four rehab starts with the ACL Royals between 6/14 and 6/30 with 10 K in 8.0 IP, activated from the IL on 7/14 ... in 9 G / 10.1 IP since coming off IL - 3 H, 21 R, 23 BB, 6 HB, 12 K.
- 2021: Spent his first professional season with Quad Cities (A+) and made 14 starts with the River Bandits, going 2-5 with a 5.19 ERA (30 ER in 52.0 IP) and 79 strikeouts, before being placed on the Injured List on 7/27 and missed the rest of the season.

**4SFB, CT/SL, CV, CH** CONSECUTIVE BATTERS RETIRED: 2 (8/18/2022) SCORELESS STREAK: 0.1 IP (8/18/2022)

- 2022: 14 of 30 outings this year have been scoreless, including 12 of his last 18 games ... promoted to Omaha (AAA) on 7/12, returned to NWA 7/19 ... pitched in one Triple-A game, 7/17 @ Rochester and struck out two in a scoreless inning.
- 2021: Spent the entire season with NW Arkansas (AA), beginning the season as a starting pitcher and finishing the year as a reliever ... in 22 games (7 starts, 15 relief appearances), went 5-7 with a 7.42 ERA (39 ER in 47.1 IP), while walking 45 and striking out 48.
- 2018-19: Missed 2018 due to injury, went 9-3 in 2019 ... selected by Kansas City with the fourth overall pick in the Rule 5 Draft (12/12/2019).
- 2016-17: Played two seasons in the Giants organization, reaching Class-A, traded to Tampa Bay December 20 in the 3B Evan Longoria deal.

**4SFB, SL, CB, CH** CONSECUTIVE BATTERS RETIRED: 1 (8/23/2022) SCORELESS STREAK: 4.1 IP (8/17/22 to 8/23/22)

- Ranked by MLB Pipeline as the No. 20 Royals prospect ... Ranked by *Baseball America* as the No. 25 Royals prospect
- 2022: Began the season with the Hudson Valley Renegades (A+) in the South Atlantic League, traded with 2 other pitchers to Kansas City from the New York Yankees on 7/27, assigned to NW Arkansas 7/29 ... made 11 appearances (10 starts) in High-A and went 1-1 with a 2.48 ERA (10 ER in 36.1 IP), while striking out 54 and walking just 9 (6.00 K/BB) ... after beginning the season on the IL, made his debut on 5/8, his first appearance in 1,022 days.
- 2019-2021: Drafted by the Yankees with the 38th overall pick in the 1st round of the 2019 MLB Draft (Competitive Balance Round A) and made his pro debut in 2019 with Staten Island (A+), allowing 1 ER over 10.2 IP (0.84 ERA) with 1 BB and 13 K in four starts ... missed all of 2021 with a lat injury.

**4SFB, 2SFB, SL, CH** CONSECUTIVE BATTERS RETIRED: 3 (8/20/2022) SCORELESS STREAK: 1.1 IP (8/20/2022)

- 2022: Assigned to NWA from Quad Cities (A+) on 7/14, back to QC on 7/19 and NWA on 8/18 ... has made 25 appearances outside of the Naturals, 24 with the River Bandits & 1 in Omaha (AAA) ... with QC, went 10-2 with a 2.88 ERA (21 ER in 60.2 IP) with 79 strikeouts, 15 walks ... Midwest League Pitcher of the Week 7/3/22 ... made Double-A debut 7/15 @ CC, threw 3.1 scoreless innings after entering game in the first inning.
- 2021: Pitched in 25 games (7 starts) between Columbia (A), Quad Cities (A+) & Omaha (AAA), going a combined 7-1 with a 3.26 ERA (28 ER in 77.1IP) ... named Columbia's Pitcher of the Year, went 6-1 with a 1.86 ERA (13 ER in 63.0 IP) and 87 strikeouts in 20 outings (5 starts) ... among Low-A East pitchers (min 60.0 IP), tied for the lead in WHIP (0.83).
- 2019: Surprise (R) Pitcher of the Year after ranking tied for third in the Arizona League with 63 strikeouts (12.2 K/9), before being promoted to Lexington (A) for his final start.

**4SFB, CB, SL, CH** CONSECUTIVE BATTERS RETIRED: 1 (8/21/2022) SCORELESS STREAK: 3.0 IP (8/21/2022)

- 2022: Started the season on Injured List with shin splints, assigned to NWA on 5/14 ... began the season with three short starts, moved to bullpen 6/2 ... first scoreless outing on 6/7 @ Tulsa, struck out side in 7th inning, added 4th strikeout in 8th inning ... 7 of 21 relief appearances have been scoreless.
- 2021: Named an MiLB.com Organization All-Star and MiLB Pipeline's Royals' Pitching Prospect of the Year ... pitched 636 games out of the bullpen for Quad Cities, went 7-1 with four saves and a 3.58 ERA, with 121 strikeouts in 70.1 IP ... among minor league pitchers who threw 70.0 innings, ranked 1st with 15.48 K/9 and 40.9% strikeout %.

**4SFB, CB, CH** CONSECUTIVE BATTERS RETIRED: 5 (8/20/2022) SCORELESS STREAK: 3.0 IP (8/16/22 to 8/20/22)

- Ranked by MLB Pipeline as the No. 18 Royals prospect ... Ranked by *Baseball America* as the No. 15 Royals prospect
- 2022: Began the season with the Rome Braves (A+) in the South Atlantic League ... made 15 starts in High-A and went 7-2 with a 2.36 ERA (21 ER in 80.0 IP), while striking out 90 and walking just 21 (4.29 K/BB) ... 13 of his 15 starts with Rome were at least 5.0 IP, including seven starts of 6.0 innings or more ... traded with 2 other players to Kansas City from Atlanta on 7/11, assigned to NW Arkansas.
- 2021: Drafted by Atlanta in the 12th round of the 2021 MLB Draft out of the University of Illinois ... made seven starts for Augusta (A) and went 2-2 with a 2.73 ERA (9 ER in 29.2 IP), while striking out 37 and walking eight (4.63 K/BB).

**4SFB, 2SFB, SL, CH** CONSECUTIVE BATTERS RETIRED: 1 (8/19/2022) SCORELESS STREAK: 0.1 IP (8/19/2022)

- 2022: Opened the season on NWA roster, did not appear in a game ... placed on IL 4/12, activated 6/30 ... 4 rehab games with ACL Royals: 7 K in 4.2 IP ... 4 of 12 Naturals appearances have been scoreless, has allowed 1 earned run or less 8 of 12.
- 2021: Between Columbia (A) and Quad Cities (A+), went 4-3 across 35 games with a 3.94 ERA (26 ER in 59.1 IP) and 89 strikeouts ... his five saves were tied for sixth in the system, while 37.7% K% ranked 3rd (min. 50 IP) ... added to Kansas City's 40-man roster on Nov. 19, 2021.
- MISC: Was on the Kansas City Royals grounds crew as a high schooler in 2014 and 2015, and was given a World Series ring.

**4SFB, SL, CH** CONSECUTIVE BATTERS RETIRED: 4 (8/21/2022) SCORELESS STREAK: 2.0 IP (8/21/2022)

- 2022: Assigned to NWA on 8/12 from Quad Cities (A+) ... made one appearance for Omaha (AAA) on 8/1, pitched in 25 games for the River Bandits with a 2.65 ERA (10 ER in 34.0 IP), 3rd in the Midwest League with nine saves (in 15 tries) ... didn't allow an earned run in his last 12 games, 15.1 innings in High-A.
- 2021: Traded by Atlanta to Kansas City in exchange for Jorge Soler on 7/30 ... before the trade, pitched in 20 games with Rome (A+) and had a 3.26 ERA (11 ER in 30.1 IP) and 35 strikeouts ... made 14 relief appearances with Quad Cities (A+), went 2-2 with a 4.12 ERA (9 ER in 19.2 IP) and 23 strikeouts to just six walks ... five scoreless outings 8/15 - 9/1.
- 2019: Drafted by Atlanta in the 4th Round out of Texas A&M, where he was teammates with Asa Lacy ... made his pro debut with the GCL Braves, then pitched in 13 games, 13 games Rome (A) and went 1-1 with a 1.31 ERA (3 ER in 20.2 IP) and 22 strikeouts.

**4SFB, SL, CH** CONSECUTIVE BATTERS RETIRED: 1 (8/19/2022) SCORELESS STREAK: 0.1 IP (8/19/2022)

- Ranked by MLB Pipeline as the No. 13 Royals prospect ... Ranked by *Baseball America* as the No. 8 Royals prospect
- 2022: Assigned to NW Arkansas 7/26 after seven starts with the ACL Royals (R) and one with Quad Cities (A+) ... across eight rehab games, went 0-1 with a 4.24 ERA (11 ER in 23.1 IP) and 32 strikeouts with five walks.
- 2021: Broke camp with NW Arkansas (AA) and started four games for the Naturals, going 2-0 with a 1.59 ERA (3 ER in 17.0 IP) ... exited his start 5/23 in SPR after striking out two and throwing 10 pitches ... missed the rest of the season after undergoing Tommy John surgery the first week of June ... added to KC's 40-man roster on 11/19/21.
- 2019: Threw the second no-hitter in Wilmington (A+) history on 7/15, with nine strikeouts and no walks on 98 pitches (63 strikes).

**4SFB, SL, CH, CB** CONSECUTIVE BATTERS RETIRED: 1 (8/21/2022) SCORELESS STREAK: 2.2 IP (8/21/2022)

- 2022: Began the season with NW Arkansas and pitched in three games, before being placed on the Injured List 4/23 ... began rehab assignment with the ACL Royals (R) on 6/9 and Quad Cities (A+) on 6/16, total of 6 rehab games (5 starts), 16.1 IP and 19 K ... activated from Injured List 7/6 ... 6 of 13 appearances have been scoreless this year, including 3. 0 innings on each 8/10 and 8/14 @ ARK ... made first Double-A start 8/23 vs. SPR, 3.2 IP.
- 2021: Assigned to Quad Cities (A+) to begin the season and pitched for the River Bandits for the first two months, before missing six weeks with an oblique injury ... in 15 games (14 starts), went 4-1 with a 3.35 ERA (20 ER in 53.2 IP), striking out 58 ... assigned to the Surprise Saguaros of the Arizona Fall League and pitched in six games (five starts) and went 1-1 with a 6.61 ERA (12 ER in 16.1 IP) while striking out 14.

**4SFB, SL, CH** CONSECUTIVE BATTERS RETIRED: 0 SCORELESS STREAK: 0.0 IP

- Ranked by *Baseball America* as the No. 21 Royals prospect
- 2022: Did not allow a run across first four games and 11.1 IP of season ... 16 of 35 appearances have been scoreless ... on the development list from July 9 to July 22 ... leads the team with five saves.
- 2021: Spent the entire season with Northwest Arkansas, pitching in 26 games (11 starts) and going 2-4 with a 5.99 ERA (47 ER in 70.2 IP) ... ranked third on the Naturals pitching staff in strikeouts (78) and innings pitched (70.2), and fifth in both games pitched and games started.
- 2019: Did not pitch due to injury ... had a nerve issue in his right bicep, only treatment was rest.

**4SFB, 2SFB, SL, CH** CONSECUTIVE BATTERS RETIRED: 2 (8/23/2022) SCORELESS STREAK: 3.2 IP (8/14/22 to 8/23/22)

- 2022: Pitched a scoreless Cactus League inning with a strikeout on 3/29 against his dad's Seattle Mariners ... his .201 opponents' batting average ranks second among Royals minor league pitchers with at least 50.0 IP, while 12.28 K/9 and 29.2% K% rank third ... 20 of 35 appearances have been scoreless.
- 2021: Pitched 22 games for Quad Cities, went 1-0 with eight saves (in 10 chances) and a 3.19 ERA (11 ER in 31.0 IP) and 39 strikeouts ... eight saves ranked tied second in the Royals system ... 15 of his 22 outings were scoreless, only allowing more than one run three times.
- MISC: Full name is Jonah Seaver Dipoto, after Tom Seaver ... father Jerry Dipoto is currently the President of Baseball Operations for the Seattle Mariners, formerly their GM.

**SI, 4SFB, SL, CH** CONSECUTIVE BATTERS RETIRED: 2 (8/20/2022) SCORELESS STREAK: 0.2 IP (8/20/2022)

IP	7.0	(2x) Last: 8/5/18 vs. Grand Junction
K	7	(3x) Last: 7/22/21 vs. ACL Padres
BB	3	(2x) Last: 8/1/21 @ Charleston
H	9	(6x) Last: 9/17/21 vs. Springfield
R	9	(2x) Last: 7/18/18 @ Helena
NP	89	(2x) Last: 9/4/18 vs. Ogden
IP	6.1	5/31/22 vs. Corpus Christi
K	11	5/14/21 vs. Tulsa
BB	6	7/10/22 vs. Tulsa
H	10	6/11/22 @ Tulsa
R	8	6/11/22 @ Tulsa
NP	98	(2x) Last: 6/11/22 @ Tulsa
IP	6.0	7/3/21 vs. Cedar Rapids
K	9	(3) Last: 7/3/21 vs. Cedar Rapids
BB	6	5/12/21 vs. Cedar Rapids
H	6	6/22/21 @ Beloit
R	5	(2x) Last: 7/15/22 @ Corpus Christi
NP	84	4/17/22 vs. Wichita
IP	7.0	(2x) Last: 6/18/17 vs. Asheville
K	10	5/21/17 @ Charleston
BB	5	5/12/21 vs. Cedar Rapids
H	10	6/18/21 @ San Antonio
R	7	6/18/21 @ San Antonio
NP	96	6/12/17 vs. Greenville
IP	5.1	7/16/22 vs. Greenville
K	11	7/10/22 @ Jersey Shore
BB	4	8/9/22 @ Arkansas
H	6	6/12/22 vs. Jersey Shore
R	7	8/9/22 @ Arkansas
NP	71	7/16/22 vs. Greenville
IP	5.0	(4x) Last: 8/25/21 vs. Wisconsin
K	10	6/18/19 @ AZL Mariners
BB	3	(2x) Last: 6/22/22 @ Wisconsin
H	7	(2x) Last: 8/25/21 vs. Wisconsin
R	6	(2x) Last: 6/1/22 vs. Indianapolis
NP	75	8/25/21 vs. Wisconsin
IP	3.0	(5x) Last: 8/12/21 vs. Beloit
K	6	(5x) Last: 8/12/21 vs. Beloit
BB	5	(2x) Last: 6/22/22 vs. Corpus Christi
H	5	5/21/22 @ Arkansas
R	6	7/12/22 @ Corpus Christi
NP	56	7/1/21 vs. Cedar Rapids
IP	7.0	(3x) Last: 6/16/22 @ Asheville
K	11	4/21/21 @ Bowling Green
BB	4	(2x) Last: 7/22/22 vs. Springfield
H	8	(3x) Last: 7/22/22 vs. Springfield
R	5	(4x) Last: 8/19/22 vs. San Antonio
NP	97	7/22/22 vs. Springfield
IP	7.0	(2x) Last: 8/2/19 vs. Billings
K	10	(3x) Last: 8/2/19 vs. Billings
BB	5	6/24/18 @ Orem
H	10	8/20/17 @ Bluefield
R	11	8/20/17 @ Bluefield
NP	103	7/8/17 @ Danville
IP	3.0	(3x) Last: 7/13/22 vs. Great Lakes
K	4	(5x) Last: 5/8/22 @ Cedar Rapids
BB	3	(3x) Last: 5/14/22 vs. Wisconsin
H	5	7/10/21 vs. Bowling Green
R	5	7/10/21 vs. Bowling Green
NP	44	5/14/22 vs. Wisconsin
IP	9.0	7/16/19 vs. Carolina
K	12	7/11/22 vs. ACL Dodgers
BB	4	8/14/18 @ Billings
H	12	7/21/18 @ Missoula
R	7	8/12/19 @ Missoula
NP	98	(3x) Last: 8/1/19 vs. Fayetteville
IP	6.0	(3x) Last: 6/18/21 vs. Wisconsin
K	12	4/27/19 vs. Greenville
BB	6	6/23/19 vs. Greenville
H	9	5/26/21 @ Dayton
R	6	8/12/19 vs. Hickory
NP	95	4/27/19 vs. Greenville
IP	7.0	8/30/18 vs. Augusta
K	9	8/30/18 vs. Augusta
BB	5	(2x) Last: 8/1/21 vs. Wichita
H	8	6/22/18 vs. Charleston
R	8	6/22/18 vs. Charleston
NP	95	6/22/18 vs. Asheville
IP	3.0	(4x) Last: 5/16/21 vs. Cedar Rapids
K	6	5/16/21 vs. Cedar Rapids
BB	4	(2x) Last: 4/8/22 @ Springfield
H	4	(2x) Last: 6/15/22 vs. Arkansas
R	3	(5x) Last: 7/28/22 @ Wichita
NP	46	6/4/22 vs. Corpus Christi







PLAYER

QUICK NOTES

CAREER HIGHS

1 JOHN RAVE
OUTFIELDER • L/L • 6'0" • 185 • 12/30/1997 (24)
2019 MLB Draft - Round 5 (Illinois State)
Born: Canton, Illinois • Resides: Bloomington, Illinois

• 2022: Began the season with NW Arkansas, transferred to Omaha (AAA) May 25 - June 4 and July 12-18 ... in 11 Triple-A games, hit .195 (8-for-41) ... produced the third 2-homer game of his career with Omaha on 7/17 @ Rochester, drove in four runs ... hit the Nationals' fifth grand slam, the second of his career in the 1st inning 6/28 @ AMA, his 7th homer of the season at the time ... has made at least 12 starts at each OF position with NWA.
• 2021: Named an MiLB.com Organization All-Star in the outfield for Kansas City ... spent the season with Quad Cities (A+), playing in 77 games and hit .252/.352/.453 (70-for-278) ... hit 14 homers and stole 13 bases, making him one of five 13-13 players in the system in 2021.
• 2019: Assigned to Burlington (R) and played 15 games in the Appy League, promoted to Lexington (A) on 7/7, where he finished the season and won the SAL championship.
HIT STREAK: 7 Games (8/16 to 8/23) .345 (10-for-29), 1 2B, 2 HR ON-BASE BASE STREAK: 7 Games (8/16 to 8/23) .345 (10-for-39), 3 BB

H 4 (2x) Last: 8/1/21 vs. South Bend
R 2 (2x) Last: 6/28/22 @ Amarillo
HR 2 (3x) Last: 7/17/22 @ Rochester
RBI 5 (3x) Last: 6/28/22 @ Amarillo
BB 3 (2x) Last: 5/17/22 @ Arkansas
SB 3 8/22/21 @ South Bend

2 TYLER CROPLEY
CATCHER • R/R • 5'11" • 185 • 12/10/1995 (26)
Signed 10/8/2020 as a Minor League Free Agent
Born: Sioux City, Iowa • Resides: Cedar Rapids, Iowa

• 2022: Began the season with NWA, went 1-for-8 across four games, placed on IL 4/19, activated 6/14 ... rehabbed 5 games with ACL Royals and Columbia (A) from 6/6 to 6/12, went 4-for-16 with a double and walk ... first HR of the season on 7/4 vs. Tulsa ... has thrown 1.2 scoreless innings on mound (4/9 & 8/17).
• 2021: Spent the entire season with Northwest Arkansas (AA) ... across 26 games (19 starts), slashed .194/.325/.313 (13-for-67) with two home runs and six batters in ... 6 of his 13 hits came in the month of July, where he hit .261 (6-for-23) in 10 games, with a double and three walks ... caught 5 of 12 would-be base stealers (42.0% CS).
• 2018-20: Nationals 8th-round pick in 2018, hit .310 (13-for-42) over 14 games between the GCL Nationals and Auburn (A) ... limited to 41 games in 2019 with the Hagerstown Suns (A) and spent time on the injured list, hit .187 / .294 / .276 (23-for-123) ... released by Washington on May 29, 2022.
HIT STREAK: ON-BASE BASE STREAK:

H 3 6/12/22 vs. Augusta
R 2 (6x) Last: 6/14/22 vs. Arkansas
HR 1 (5x) Last: 7/5/22 vs. Tulsa
RBI 3 (2x) Last: 5/23/21 @ Springfield
BB 2 (7x) Last: 8/4/22 vs. Tulsa
SB 1 (3x) Last: 6/12/22 vs. Augusta

4 MORGAN McCULLOUGH
INFIELDER • L/R • 5'9" • 185 • 12/19/1997 (24)
Signed 1/26/2022 as a Minor League Free Agent
Born/Resides: Seattle, Washington

• 2022: Began the season with Quad Cities (A+) and has totaled 64 games with the River Bandits, slashed .241/.370/.398 (46-for-191) with five HR and 23 RBI, playing 2B, 3B and SS ... assigned to NW Arkansas on 7/12, had hits in first two games with the Naturals ... back to Quad Cities 7/19, NWA again on 8/1.
• 2021: Played for the Kansas City Monarchs in the MLB Partner League American Association and was named the PURE Performance Rookie of the Year in the league ... slashed .333/.406/.557 (94-for-282) across 80 games for the league champions ... led the team in batting average, ranked fifth in the league.
• 2019-20: Drafted by Los Angeles (AL) in the 22nd Round of the 2019 draft out Alabama and split the season between Orem (R) and Burlington (A), slashing a combined .248/.352/.359 (49-for-198) with four home runs and 22 runs batted in ... released by the Angels on May 29, 2020.
HIT STREAK: ON-BASE BASE STREAK: 2 Games (8/20 to 8/23) .167 (1-for-6), 2 BB

H 3 (4x) Last: 6/30/22 vs. Peoria
R 2 (11x) Last: 6/29/22 vs. Peoria
HR 1 (9x) Last: 7/1/22 vs. Peoria
RBI 4 5/22/22 @ Dayton
BB 3 8/1/19 @ Grand Junction
SB 1 (7x) Last: 6/22/22 @ Wisconsin

7 JEISON GUZMÁN
INFIELDER • S/R • 6'2" • 205 • 10/8/1998 (23)
Signed 8/10/2022 as a Minor League Free Agent
Born/Resides: Santo Domingo, Dominican Republic

• 2022: Assigned to NW Arkansas on 8/23 ... signed with Arizona 11/24/2021, began season on Amarillo injured list and played 8 games for Sod Poodles between 5/19 and 5/28, placed on Injured List 5/29 and released 6/5 ... singled by Royals 8/10, played 3 games in Arizona Complex League from 8/15 to 8/20.
• 2021: Began the season in Quad Cities (A+), assigned to Naturals from High-A Quad Cities on 8/12 ... in 32 games with NWA, hit .216 (.27-for-125) with 10 XBH and 15 RBI, went 5-for-13 in AA-Central Championship Series ... helped the D.R. earn a bronze medal at Tokyo Olympics as starting SS, went 3-for-19 with HR across 6 games.
• 2020: Spent a majority of the regular season in the Royals' alternate training site, started switch-hitting again ... recalled to MLB club on Aug. 11, did not appear in a game, optioned on Aug. 14 ... non-tendered Dec. 2, re-signed Dec. 17 ... originally signed by Kansas City as an international free agent on July 3, 2015.
HIT STREAK: ON-BASE BASE STREAK:

H 4 (3x) Last: 6/15/19 @ Columbia
R 3 (4x) Last: 6/17/21 vs. Royals in Arizona Complex League from 8/15 to 8/20
HR 1 (9x) Last: 5/28/22 @ Arkansas
RBI 4 (2x) Last: 8/4/19 @ Kannapolis
BB 3 7/17/16 @ AZL Mariners
SB 2 (5x) Last: 5/5/21 @ South Bend

8 DIEGO HERNÁNDEZ
OUTFIELDER • L/L • 6'0" • 15 • 11/21/2000 (21)
Signed 7/8/2017 as an International Free Agent
Born/Resides: Santo Domingo Este, Dominican Republic

• Ranked by MLB Pipeline as the No. 24 Royals prospect ... Ranked by Baseball America as the No. 30 Royals prospect
• 2022: Assigned to NWA on 8/9 after beginning the season with Quad Cities (A+) ... over 83 game with the River Bandits, hit .279 (92-for-330) with 7 of his 9 career homers ... at the time of his promotion, ranked 6th in the Midwest League in steals (27), tied sixth in hits (92) and tied eighth in runs scored (55) ... reached base in league-best 29 straight games between 5/11 and 6/22, hitting .363 in that span ... hit walk-off fielder's choice RBI on 8/19 vs. SA.
• 2021: Played in 74 games for Columbia (A) as the team's primary leadoff hitter and center fielder, finished fifth in the Low-A East with 34 stolen bases, playing ... his 35 total stolen bases tied Maikel Garcia for the fourth-most among all Royals minor leaguers.
HIT STREAK: ON-BASE BASE STREAK: 4

H 4 8/12/19 @ Greenville
R 4 7/9/21 @ Wisconsin
HR 1 (30x) Last: 8/17/22 vs. San Antonio
RBI 4 (3x) Last: 6/14/22 vs. Arkansas
BB 3 (3x) Last: 7/9/21 @ Wisconsin
SB 2 8/21/22 vs. San Antonio

9 JAKE MEANS
INFIELDER • R/R • 6'2" • 215 • 4/14/1996 (26)
2019 MLB Draft - Round 22 (Indiana State)
Born/Resides: Gardner, Kansas

• 2022: Only Natural to make at least one start at every infield position: 1B (18), 2B (5), SS (5) & 3B (55), one of five players in the Texas League with 5+ starts at 4+ positions ... reached base 4 times in back-to-back games, 5/27 and 5/28 @ Midland ... doubled 6 times in 8-game stretch, 5/24 to 6/1.
• 2021: Spent the first month and a half of the season with Columbia (A) before a promotion to Quad Cities (A+) on 6/15, where he finished out the season ... combined to slash .222/.343/.429 (76-for-343) over 97 games, with 16 home runs and 52 runs batted in ... assigned to the Surprise Saguaros of the Arizona Fall League after the MiLB season ... across 19 games, slashed .171/.244/.271 (12-for-70) with four doubles.
• MIS: Younger brother of Baltimore starting pitcher John Means ... attended Gardner Edgerton HS, same high school as Bubba Starling ... college teammates with Clay Dungan
HIT STREAK: 6 Games (8/17 to 8/23) .318 (7-for-22), 2 2B, 1 HR ON-BASE BASE STREAK: 8 Games (8/14 to 8/23) .286 (8-for-28), 8 BB

H 4 6/21/22 @ Wisconsin
R 4 4/24/22 @ Wisconsin
HR 2 8/4/22 vs. Wisconsin
RBI 4 (2x) Last: 8/4/22 vs. Wisconsin
BB 3 8/3/22 vs. Wisconsin
SB 1 (3x) Last: 8/7/22 vs. Wisconsin

11 LUCA TRESH
CATCHER • R/R • 6'1" • 193 • 1/11/2000 (22)
2021 MLB Draft - Round 17 (NC State)
Born: Clearwater Florida • Resides: Safety Harbor, Florida

• Ranked by MLB Pipeline as the No. 19 Royals prospect ... Ranked by Baseball America as the No. 18 Royals prospect
• 2022: Assigned to NWA on 8/9 after beginning the season with Quad Cities (A+) ... over 80 game with the River Bandits, hit .273 (82-for-300) with 14 HR and 54 RBI ... at the time of his promotion, ranked tied ninth in the Midwest League in runs batted in (54) ... hit first Double-A HR on 8/1 vs. SA.
• 2021: Spent time with the ACL Royals Blue (R) and Columbia (A), combined to slash .226/.293/.359 (12-for-53) in 16 games, with four doubles, one home run and eight runs batted in ... assigned to the Surprise Saguaros of the Arizona Fall League after the Minor League season concluded and played in seven games, going 3-for-24 (.125 average).
• 2019-2021: Played collegiately at North Carolina State University ... in 2018, one of three players to start all 56 games, led the Wolfpack with 15 home runs.
HIT STREAK: 3 Games (8/19 to 8/23) .333 (4-for-12), 1 2B, 1 HR ON-BASE BASE STREAK: 5 Games (8/13 to 8/23) .250 (5-for-20), 2 BB, 1 HBP

H 3 (16x) Last: 8/7/22 vs. Tulsa
R 3 (4x) Last: 7/17/22 @ Corpus Christi
HR 2 8/10/21 vs. Beloit
RBI 5 6/24/21 @ Beloit
BB 3 (2x) Last: 7/27/22 @ Wichita
SB 3 7/9/22 vs. Tulsa

12 TUCKER BRADLEY
OUTFIELDER • L/L • 6'0" • 206 • 5/6/1998 (24)
Signed 6/23/2020 as a Non-Drafted Free Agent
Born/Resides: Chickamauga, Georgia

• Ranked by MLB Pipeline as the No. 27 Royals prospect
• 2022: Has reached base in 81 of 99 games (81.82%), has reached base multiple times in 51 games ... 1st on team with 31 multi-hit games ... has a .291 average and .388 OBP when batting first in the order ... two of nine home runs this season have been GRAND SLAMS, 4/23 @ Frisco and 5/12 vs. Wichita, both in 5th inning, first two of his pro career ... reached base at least twice in seven straight games from 7/26 to 8/2.
• 2021: Began his professional career splitting the year between Columbia (A) and Quad Cities (A+) and combined to slash .285/.380/.427 (94-for-330) with 30 extra-base hits and 45 runs batted in ... his 380 OBP ranked fourth among qualified Royals Minor Leaguers, while a .285 average and .807 OPS ranked eighth.
• MIS: Lists favorite college memory as playing at Baum-Walker Stadium his freshman season at the University of Georgia in 2017.
HIT STREAK: ON-BASE BASE STREAK: 4 Games (8/19 to 8/23) .294 (5-for-17), 4 BB

H 4 5/3/19 vs. Lakeland
R 3 (6x) Last: 7/3/22 @ Amarillo
HR 2 7/3/22 @ Amarillo
RBI 5 7/17/22 @ Corpus Christi
BB 3 (3x) Last: 8/10/22 @ Arkansas
SB 2 6/3/19 @ Daytona

16 ROBBIE GLENDINNING
INFIELDER • R/R • 6'2" • 198 • 10/6/1995 (26)
Signed 2/22/2022 as a Minor League Free Agent
Born: Perth, Western Australia • Resides: Kansas City, MO

• 2022: Has reached base in 88 of 98 games this season (89.80%) ... has reached base multiple times in 47 games ... 4th in Texas League with 70 RBI, tied 7th with 18 HR ... reached base in first 15 games of the season, April 8 - 29, also 17 games from May 21 to June 10, August 2-23 ... 11-game hitting streak from 6/24 to 7/5 with NINE multi-hit games ... hit his first career two-homer game 7/3 @ Amarillo and homered 5 times in 4 games, 6/30 to 7/3, during hitting streak.
• 2021: Did not play, missing the entire year under undergoing Tommy John surgery ... tore his UCL while playing catch in February 2021.
• 2017-2019: Drafted by Pittsburgh in the 21st Round in 2017 and spent three seasons in the Pirates organization, slashing .274/.361/.417 (174-for-636) across 189 games, reaching as high as Double-A Altoona in 2019 ... named a Florida State League Mid-season All-Star in 2019.
HIT STREAK: 2 Games (8/21 to 8/23) .375 (3-for-8), 1 HR ON-BASE BASE STREAK: 17 Games (8/2 to 8/23) .179 (10-for-56), 15 BB, 4 HBP

H 4 (5x) Last: 8/18/17 vs. Asheville
R 4 6/26/16 @ Grand Junction
HR 2 7/19/19 @ Amarillo
RBI 5 7/17/22 @ Rochester
BB 3 (4x) Last: 8/2/17 vs. West Virginia
SB 2 7/13/16 vs. Helena
H 4 7/6/22 vs. Tulsa

17 ANGELO CASTELLANO
INFIELDER • R/R • 6'0" • 165 • 1/13/1995 (27)
Signed 7/16/2011 as an International Free Agent
Born/Resides: San Diego, Venezuela

• 2022: In his 11th year as a member of the Royals' organization ... assigned to NWA on 8/9 after beginning the season with Omaha (AAA) ... over 59 games with the Storm Chasers, slashed .218/.318/.316 (38-for-174) while playing six different positions (1B, 2B, 3B, SS, LF & RF) ... made at least 10 starts at each SS (15.0 innings), 3B (121.0 innings) and 1B (115.0 innings) ... snapped 0-for-27 stretch with Naturals by singling in 1st AB on Sunday 8/21 vs. SA.
• 2012-2021: Played 714 games in the Royals' minor league system, slashing .236/.312/.316 (553-for-2342), with 26 HR and 249 RBI ... 2013 Dominican Royals Player of the Year ... 86 games with NW Arkansas between 2019 and 2021, hitting .267 over 14 games in 2021 before a promotion to Omaha (AAA), where he played in 80 games.
HIT STREAK: ON-BASE BASE STREAK:

H 3 (16x) Last: 6/28/22 @ Amarillo
R 3 (4x) Last: 5/28/22 @ Midland
HR 2 (9x) Last: 6/28/22 @ Amarillo
RBI 6 6/28/22 @ Amarillo
BB 3 5/4/22 @ Springfield
SB 1 (21x) Last: 7/15/22 @ Corpus Christi

19 TYLER GENTRY
OUTFIELDER • R/R • 6'2" • 200 • 2/1/1999 (23)
2020 MLB Draft - Round 3 (Alabama)
Born: Memphis, Tennessee • Resides: Arlington, Tennessee

• Ranked by MLB Pipeline as the No. 10 Royals prospect ... Ranked by Baseball America as the No. 12 Royals prospect
• 2022: Began season in Quad Cities (A+), assigned to NWA on 6/14 ... 6TH IN MiLB IN BATTING AVERAGE (.328) ... Royals system leader in AVG (.328), SLG (.548) and OPS (.976), 2nd in OBP (.428) ... 46 RBI in 52 games with NWA and has driven in at least one run in 26 of 52 games since joining the Naturals, has reached base in 47 of 52 games (90.38%) ... Texas League POTW week of 6/27-7/3, hit .435 (10-for-23) with 6 XBH (2 2B, 4 HR), 11 RBI & 1.543 OPS.
• 2021: Spent his first pro season in Quad Cities (A+), slashing .259/.395/.449 (38-for-147) in 44 games with the River Bandits ... played everyday for the first two months of the season ... placed on the 7-Day injured list on 7/14 and then the 60-Day IL 8/2 ... recorded hits in 30 of 43 games with at least one plate appearance, reached in 38 of 43 games.
HIT STREAK: 5 Games (8/18 to 8/23) .368 (7-for-19), 1 HR ON-BASE BASE STREAK: 19 Games (7/30 to 8/23) .343 (23-for-67), 16 BB, 5 HBP

H 3 (16x) Last: 6/28/22 @ Amarillo
R 3 (4x) Last: 5/28/22 @ Midland
HR 2 (9x) Last: 6/28/22 @ Amarillo
RBI 6 6/28/22 @ Amarillo
BB 3 5/4/22 @ Springfield
SB 1 (21x) Last: 7/15/22 @ Corpus Christi

25 SEULY MATIAS
OUTFIELDER • R/R • 6'3" • 225 • 9/4/1998 (23)
Signed 7/4/2015 as an International Free Agent
Born/Resides: La Isabela, Dominican Republic

• Rated as having the "Best Outfield" among Royals' prospects in Baseball America's Best Tools surveys for five straight years, 2018 to 2022.
• 2022: Hit 14th walk-off HR in Naturals history, 6/4 vs. CC, two-run homer in 10th, his team-leading 9th HR of the season ... 5 of 10 hits in June were home runs ... 9th career two-homer game 6/28 @ Amarillo, career-best 6 RBI in the game ... 2 HR in 10 games in August after not homering in July (19 games).
• 2021: Split the season between Quad Cities (A+) and Northwest Arkansas (AA), with a rehab appearance for the ACL Royals, playing in 64 total games with a .213/.309/.511 (50-for-235) slash line ... after the MiLB season, assigned to Surprise of the Arizona Fall League, tied for the team lead both with six home runs and 20 runs batted in.
HIT STREAK: ON-BASE BASE STREAK: 2 Games (8/13 to 8/17) .125 (1-for-8), 1 BB

H 3 (14x) Last: 8/14/22 @ Arkansas
R 3 (4x) Last: 8/17/22 vs. San Antonio
HR 2 (5x) Last: 8/11/22 @ Arkansas
RBI 6 (2x) Last: 8/5/22 vs. Tulsa
BB 3 (2x) Last: 7/2/18 vs. Bristol
SB 2 (2x) Last: 5/26/22 @ Pensacola

26 CJ ALEXANDER
INFIELDER • L/R • 6'5" • 215 • 7/17/1996 (26)
Traded from Atlanta - 7/11/2022
Born: Merrillville, Indiana • Resides: Fort Wayne, Indiana

• 2022: Began the season with the Mississippi Braves (AA) in the Southern League and traded with 2 players to Kansas City from Atlanta on 7/11, assigned to NWA ... in 68 games with the M-Braves, hit .258 (70-for-271) with 15 HR and 43 RB ... over 96 combined games, tied 4th in Double-A with 73 RBI, tied 5th with 23 HR & ... 11 of 28 games with NWA have been multi-hit games, with 30 RBI in 28 games ... 1st League leader in Aug. in HR (7) & RBI (22), 3rd in total bases (43).
• 2018-21: Played 182 games in the Braves' system, between R, A+, A- and AA ... slashed .229/.310/.374 (144-for-628) with 14 HR and 66 RBI ... began and ended 2019 in Double-A with Mississippi, spent July in High-A with the Florida Fire Frogs ... played 87 games in Double-A with league-champion Mississippi in 2021.
• MIS: Brother Blaze Alexander is prospect in the Arizona Diamondbacks system, currently plays in the Texas League for Amarillo.
HIT STREAK: ON-BASE BASE STREAK:

H 3 (16x) Last: 6/28/22 @ Amarillo
R 3 (4x) Last: 5/28/22 @ Midland
HR 2 (9x) Last: 6/28/22 @ Amarillo
RBI 6 6/28/22 @ Amarillo
BB 3 5/4/22 @ Springfield
SB 1 (21x) Last: 7/15/22 @ Corpus Christi





Table with columns: TWICE (OR MORE), MULTI-HIT GAMES, MULTI-RUN GAMES, MULTI-RBI GAMES, MULTI-BB GAMES, MULTI-K GAMES, MULTI-SB GAMES. Rows list player names and their statistics for each category.

HITTING STREAKS

ON-BASE STREAKS

Table with columns: PLAYER, CURRENT, LONGEST, DATES/RESULTS, AVG, 2B, 3B, HR, RBI, OPS. Rows list player names and their hitting streak details.

BOLD indicates longest streak in 2022 among active players

Italics indicates longest personal streak is active

PITCHES/PLATE APPEARANCE & PLATE APPEARANCE DEPTH

Table with columns: PLAYER, AVG. P/PA, TOTAL PA, TOTAL P, LONGEST PA (#), DATE, INN., PITCHER, RESULT. Rows list player names and their plate appearance statistics.

PINCH-HITTING LOG

Table with columns: #, DATE, INNING, PINCH HITTER, HITTING FOR, RESULT. Rows list pinch-hitting events with player names and outcomes.

Naturals Pinch Hitters: 4-for-23, 10 K

Most-Used Pinch Hitter:

Tucker Bradley (6x)

Most Frequently Pinch-Hit For

Jake Means (5x)

NATURALS 10-PITCH AT-BAT LOG (13)

Table with columns: DATE, INNING, PITCHES, BATTER (# IN 22), PITCHER, RESULT. Rows list 10-pitch at-bat events.

AUTOMATIC STRIKES CALLED ON NATURALS HITTERS (7)

Table with columns: DATE, INNING, UMPIRE, HITTER, COUNT AT CALL, BATTER RESULT (COUNT). Rows list automatic strike events.





HR #	PLAYER (SEASON #)	GM # - DATE	OPPONENT	DIRECTION	ON BASE	INNING	OUTS	COUNT	SCORE	FINAL
1	Jake Means (1)	3 - 4/10/2022	@ Springfield	RCF	1	2	2	1-1	2-3	L, 10-5
2	John Rave (1)	10 - 4/19/2022	@ Frisco	RF	1	3	1	2-2	2-0	L, 4-3
3	Robbie Glendinning (1)	11 - 4/20/2022	@ Frisco	LCF	0	2	2	3-1	1-0	W, 7-2
4	Nick Loftin (1)	11 - 4/20/2022	@ Frisco	LCF	1	3	1	0-0	3-1	W, 7-2
5	Seuly Matias (1)	11 - 4/20/2022	@ Frisco	LCF	1	5	1	1-1	5-2	W, 7-2
6	John Rave (2)	12 - 4/21/2022	@ Frisco	LCF	0	2	1	2-1	1-0	L, 12-2
7	Seuly Matias (2)	12 - 4/21/2022	@ Frisco	LCF	0	4	0	0-2	2-7	L, 12-2
8	Michael Massey (1)	13 - 4/22/2022	@ Frisco	LCF	1	1	1	1-1	2-0	W, 11-2
9	Nick Loftin (2)	13 - 4/22/2022	@ Frisco	LCF	3	2	2	0-0	6-0	W, 11-2
10	Tucker Bradley (1)	14 - 4/23/2022	@ Frisco	LCF	3	5	1	2-1	9-0	W, 12-4
11	Michael Massey (2)	14 - 4/23/2022	@ Frisco	CF	0	8	1	0-2	11-3	W, 12-4
12	Nate Eaton (1)	14 - 4/23/2022	@ Frisco	LCF	0	9	0	3-2	12-3	W, 12-4
13	Michael Massey (3)	15 - 4/24/2022	@ Frisco	RCF	0	4	0	1-2	W, 4-3	
14	Robbie Glendinning (2)	16 - 4/26/2022	vs. Amarillo	LCF	2	11	2	1-1	5-6	L, 6-5
15	Seuly Matias (3)	17 - 4/27/2022	vs. Amarillo	LF	0	2	0	0-0	2-2	W, 12-6
16	Sebastian Rivero (1)	17 - 4/27/2022	vs. Amarillo	LF	0	4	0	0-1	3-3	W, 12-6
17	Sebastian Rivero (2)	17 - 4/27/2022	vs. Amarillo	LF	1	6	2	0-0	12-5	W, 12-6
18	Jake Means (2)	18 - 4/28/2022	vs. Amarillo	LF	0	3	0	0-1	1-0	L, 9-5
19	Nate Eaton (2)	19 - 4/29/2022	vs. Amarillo	LF	0	2	0	1-0	1-0	W, 8-7
20	Sebastian Rivero (3)	20 - 4/30/2022	vs. Amarillo	RCF	0	2	2	1-1	1-2	L, 7-5
21	Ryan Grotjohn (1)	20 - 4/30/2022	vs. Amarillo	RCF	1	2	2	3-2	3-2	W, 7-5
22	Michael Massey (4)	20 - 4/30/2022	vs. Amarillo	RCF	1	3	1	1-2	5-2	L, 7-5
23	Logan Porter (1)	21 - 5/1/2022	vs. Amarillo	LF	1	2	1	0-1	3-1	W, 9-5
24	Robbie Glendinning (3)	21 - 5/1/2022	vs. Amarillo	LF	1	3	2	0-0	5-2	W, 9-5
25	Michael Massey (5)	21 - 5/1/2022	vs. Amarillo	RF	2	7	0	1-2	8-2	W, 9-5
26	Robbie Glendinning (4)	23 - 5/4/2022	@ Springfield	LF	1	5	0	1-0	7-1	W, 13-3
27	Seuly Matias (4)	24 - 5/5/2022	@ Springfield	LCF	0	5	1	1-1	2-4	W, 9-6
28	Brhet Bewley (1)	24 - 5/5/2022	@ Springfield	LCF	0	6	0	1-0	3-5	W, 9-6
29	Tucker Bradley (2)	24 - 5/5/2022	@ Springfield	RF	0	6	0	2-2	4-5	W, 9-6
30	Nick Loftin (3)	24 - 5/5/2022	@ Springfield	LCF	1	7	1	1-1	9-5	W, 9-6
31	Nate Eaton (3)	27 - 5/8/2022	@ Springfield	LCF	0	2	0	1-0	1-0	W, 9-5
32	Logan Porter (2)	27 - 5/8/2022	@ Springfield	LF	0	5	0	2-0	2-0	W, 9-5
33	Seuly Matias (5)	28 - 5/10/2022	vs. Wichita	LCF	2	3	2	0-1	4-0	W, 7-4
34	Robbie Glendinning (5)	28 - 5/10/2022	vs. Wichita	LF	0	8	1	0-2	7-4	W, 7-4
35	Logan Porter (3)	29 - 5/11/2022	vs. Wichita	LCF	0	7	0	3-1	1-3	L, 4-3
36	Michael Massey (6)	30 - 5/12/2022	vs. Wichita	LF	0	6	0	3-2	4-4	L, 10-4
37	Tucker Bradley (3)	31 - 5/13/2022	vs. Wichita	RCF	3	5	0	0-0	4-0	W, 7-0
38	Nick Loftin (4)	31 - 5/13/2022	vs. Wichita	LF	1	7	2	3-1	7-0	W, 7-0
39	Logan Porter (4)	32 - 5/14/2022	vs. Wichita	RCF	0	2	2	2-2	1-4	L, 7-6
40	Michael Massey (7)	37 - 5/21/2022	@ Arkansas	RF	2	3	1	0-0	4-4	W, 11-4
41	John Rave (3)	38 - 5/22/2022	@ Arkansas	RF	2	3	2	1-1	5-0	W, 10-5
42	Tucker Bradley (4)	38 - 5/22/2022	@ Arkansas	RCF	2	5	2	1-1	10-1	W, 10-5
43	Robbie Glendinning (6)	39 - 5/24/2022	@ Midland	RF	1	1	2	0-1	2-0	W, 8-5
44	Michael Massey (8)	39 - 5/24/2022	@ Midland	RCF	3	7	2	1-2	7-3	W, 8-5
45	Seuly Matias (6)	40 - 5/25/2022	@ Midland	LF	0	2	1	2-2	2-0	W, 11-3
46	Nate Eaton (4)	40 - 5/25/2022	@ Midland	LF	0	5	1	2-0	6-1	W, 11-3
47	Nick Loftin (5)	42 - 5/27/2022	@ Midland	LCF	0	3	2	1-0	7-1	W, 14-6
48	Seuly Matias (7)	43 - 5/28/2022	@ Midland	LF	0	6	0	0-1	5-5	W, 9-7
49	Tucker Bradley (5)	43 - 5/28/2022	@ Midland	CF	0	8	2	0-1	6-7	W, 9-7
50	Jake Means (3)	44 - 5/29/2022	@ Midland	LCF	0	8	0	0-0	1-3	L, 3-1
51	Seuly Matias (8)	45 - 5/31/2022	vs. Corpus Christi	LF	0	7	0	3-2	7-8	L, 8-7
52	Jake Means (4)	48 - 6/3/2022	vs. Corpus Christi	LF	2	2	2	0-0	3-0	L, 5-4
53	Logan Porter (5)	48 - 6/3/2022	vs. Corpus Christi	LF	0	8	1	0-0	4-5	L, 5-4
54	Logan Porter (6)	49 - 6/4/2022	vs. Corpus Christi	CF	0	2	0	3-2	1-2	W, 6-5
55	Seuly Matias (9)	49 - 6/4/2022	vs. Corpus Christi	LF	1	10	2	1-1	6-5	W, 6-5
56	Tucker Bradley (6)	50 - 6/5/2022	vs. Corpus Christi	LF	1	4	0	3-2	2-8	L, 17-4
57	Ryan Grotjohn (2)	50 - 6/5/2022	vs. Corpus Christi	LF	1	8	1	1-0	4-15	L, 17-4
58	John Rave (4)	51 - 6/7/2022	@ Tulsa	RCF	0	9	2	1-1	2-5	L, 5-2
59	Nick Loftin (6)	52 - 6/9/2022	@ Tulsa	LF	0	4	1	2-1	1-3	W, 5-3
60	Logan Porter (7)	52 - 6/9/2022	@ Tulsa	LF	1	4	1	1-1	3-3	W, 5-3
61	Michael Massey (9)	54 - 6/10/2022	@ Tulsa	RCF	1	3	1	0-1	3-1	W, 13-4
62	Seuly Matias (10)	54 - 6/10/2022	@ Tulsa	LCF	0	6	0	1-2	5-4	W, 13-4
63	Maikel Garcia (1)	54 - 6/10/2022	@ Tulsa	LF	2	7	2	3-1	13-4	W, 13-4
64	John Rave (5)	55 - 6/11/2022	@ Tulsa	RF	2	5	1	1-2	4-7	L, 9-4
65	Jake Means (5)	57 - 6/14/2022	vs. Arkansas	LF	1	3	0	1-1	2-1	W, 7-5
66	Tyler Gentry (1)	59 - 6/16/2022	vs. Arkansas	RCF	0	2	1	3-2	1-6	L, 13-8
67	Maikel Garcia (2)	60 - 6/17/2022	vs. Arkansas	LCF	0	1	0	2-0	1-0	L, 13-2
68	Tyler Gentry (2)	61 - 6/18/2022	vs. Arkansas	LCF	2	2	2	0-2	7-0	W, 9-0
69	Tyler Gentry (3)	64 - 6/22/2022	vs. Springfield	RF	1	3	1	2-0	3-1	L, 9-6
70	Seuly Matias (11)	64 - 6/22/2022	vs. Springfield	RCF	0	4	0	2-1	4-1	L, 9-6
71	Brhet Bewley (2)	65 - 6/23/2022	vs. Springfield	LF	1	3	0	0-0	2-4	L, 11-2
72	John Rave (6)	67 - 6/25/2022	vs. Springfield	RF	1	2	0	3-1	2-4	L, 13-10
73	Robbie Glendinning (7)	67 - 6/25/2022	vs. Springfield	LCF	0	4	0	0-1	4-5	L, 13-10
74	Sebastian Rivero (4)	67 - 6/25/2022	vs. Springfield	LF	1	8	0	3-2	10-13	L, 13-10
75	Robbie Glendinning (8)	68 - 6/26/2022	vs. Springfield	LF	0	6	2	1-1	2-7	L, 8-2

HR #	PLAYER (SEASON #)	GM # - DATE	OPPONENT	DIRECTION	ON BASE	INNING	OUTS	COUNT	SCORE	FINAL
76	John Rave (7)	69 - 6/28/2022	@ Amarillo	LCF	3	1	1	0-1	4-0	W, 20-6
77	Seuly Matias (12)	69 - 6/28/2022	@ Amarillo	CF	0	6	2	1-1	11-1	W, 20-6
78	Tyler Gentry (4)	69 - 6/28/2022	@ Amarillo	LCF	0	8	1	3-2	12-4	W, 20-6
79	Nick Loftin (7)	69 - 6/28/2022	@ Amarillo	LCF	1	9	1	0-0	17-4	W, 20-6
80	Seuly Matias (13)	69 - 6/28/2022	@ Amarillo	LF	1	9	2	0-0	20-4	W, 20-6
81	Nick Loftin (8)	70 - 6/29/2022	@ Amarillo	LCF	0	1	1	0-0	1-0	L, 10-4
82	Tyler Gentry (5)	70 - 6/29/2022	@ Amarillo	RF	0	1	1	2-1	2-0	L, 10-4
83	Tyler Gentry (6)	70 - 6/29/2022	@ Amarillo	LCF	1	8	0	2-2	4-10	L, 10-4
84	Nick Loftin (9)	71 - 6/30/2022	@ Amarillo	LF	0	3	0	0-0	2-0	L, 5-4
85	Robbie Glendinning (9)	71 - 6/30/2022	@ Amarillo	LCF	0	3	1	0-2	3-0	L, 5-4
86	Jake Means (6)	71 - 6/30/2022	@ Amarillo	LCF	0	7	0	1-2	4-0	L, 5-4
87	Tyler Gentry (7)	72 - 7/1/2022	@ Amarillo	LCF	2	1	0	0-0	3-0	L, 11-10
88	Nick Loftin (10)	72 - 7/1/2022	@ Amarillo	LCF	0	5	0	0-0	5-2	L, 11-10
89	Robbie Glendinning (10)	72 - 7/1/2022	@ Amarillo	RCF	2	9	2	0-0	10-11	L, 11-10
90	Robbie Glendinning (11)	73 - 7/2/2022	@ Amarillo	LCF	1	3	0	1-0	3-6	L, 13-12
91	Maikel Garcia (3)	73 - 7/2/2022	@ Amarillo	LCF	0	5	2	3-1	7-8	L, 13-12
92	Robbie Glendinning (12)	74 - 7/3/2022	@ Amarillo	LCF	1	1	1	3-2	3-0	W, 10-4
93	John Rave (8)	74 - 7/3/2022	@ Amarillo	LF	1	7	0	2-2	9-4	W, 10-4
94	Robbie Glendinning (13)	74 - 7/3/2022	@ Amarillo	LCF	0	9	1	2-2	10-4	W, 10-4
95	Tyler Croyple (1)	75 - 7/4/2022	vs. Tulsa	LF	0	6	2	2-2	5-5	W, 7-6
96	John Rave (9)	76 - 7/7/2022	vs. Tulsa	RF	1	3	1	0-0	6-3	W, 12-4
97	Robbie Glendinning (14)	79 - 7/9/2022	vs. Tulsa	RF	0	7	0	2-2	4-3	W, 4-3
98	Logan Porter (8)	82 - 7/13/2022	@ Corpus Christi	LF	0	4	1	2-0	3-2	L, 10-3
99	Tyler Gentry (8)	83 - 7/14/2022	@ Corpus Christi	LF	0	8	2	1-1	2-12	L, 16-3
100	Nick Loftin (11)	84 - 7/15/2022	@ Corpus Christi	LF	0	3	0	3-1	3-5	W, 9-5
101	Logan Porter (9)	84 - 7/15/2022	@ Corpus Christi	LF	0	5	2	2-1	4-5	W, 9-5
102	CJ Alexander (1)	85 - 7/16/2022	@ Corpus Christi	LCF	0	2	0	0-0	3-2	L, 12-7
103	Jake Means (7)	85 - 7/16/2022	@ Corpus Christi	LF	0	2	0	0-0	4-2	L, 12-7
104	Tyler Gentry (9)	86 - 7/17/2022	@ Corpus Christi	LF	1	1	1	1-0	2-0	W, 16-7
105	Robbie Glendinning (15)	86 - 7/17/2022	@ Corpus Christi	LCF	3	8	1	0-2	12-2	W, 16-7
106	Maikel Garcia (4)	87 - 7/23/2022	vs. Springfield	LCF	0	9	2	1-0	4-7	L, 7-4
107	Robbie Glendinning (16)	88 - 7/24/2022	vs. Springfield	CF	0	4	2	3-2	1-7	L, 11-4
108	John Rave (10)	91 - 7/27/2022	@ Wichita	CF	0	4	0	3-2	3-0	W, 5-0
109	Logan Porter (10)	93 - 7/29/2022	@ Wichita	LCF	0	2	0	0-0	1-0	W, 3-2
110	Tucker Bradley (7)	95 - 7/31/2022	@ Wichita	RF	0	8	0	3-2	1-1	L, 5-3
111	Jake Means (8)	96 - 8/2/2022	vs. Tulsa	LCF	1	3	1	0-0	2-1	W, 9-5
112	John Rave (11)	96 - 8/2/2022	vs. Tulsa	LCF	2	7	1	1-0	8-5	W, 9-5
113	Tyler Gentry (9)	97 - 8/3/2022	vs. Tulsa	RCF	2	3	0	2-2	3-0	W, 6-4
114	CJ Alexander (2)	97 - 8/3/2022	vs. Tulsa	RF	1	3	1	1-2	6-0	W, 6-4
115	Nick Loftin (12)	98 - 8/4/2022	vs. Tulsa	CF	1	1	0	3-2	2-2	L, 23-7
116	Seuly Matias (14)	98 - 8/4/2022	vs. Tulsa	LCF	2	3	1	1-2	5-5	L, 23-7
117	CJ Alexander (3)	98 - 8/4/2022	vs. Tulsa	RF	0	8	0	1-0	7-23	L, 23-7
118	CJ Alexander (4)	99 - 8/5/2022	vs. Tulsa	RCF	2	2	2	3-1	7-0	L, 13-9
119	CJ Alexander (5)	100 - 8/6/2022	vs. Tulsa	RF	0	8	1	0-1	2-9	L, 9-2
120	Robbie Glendinning (									



# HOME RUN BREAKDOWN

PLAYER	2022 TOTAL	HOME ROAD		RHP LHP		OUTS			RUNNERS ON				TIED GO		DIRECTION					LAST					
		DATE	OPPONENT	PITCHER	KIND	INN	PA SINCE	0	1	2	0	1	2	3	GAME	AHEAD	LF	LCF	CF	RCF	RF				
<b>Robbie Glendinning</b>	<b>18</b>	9	9	13	5	5	6	7	9	5	3	1	-	5	5	9	1	1	2	8/23	vs. Springfield	E. Escobar	3-Run	▼ 3	3
<b>Seuly Matias</b>	<b>15</b>	6	9	11	4	6	4	5	9	4	2	-	3	2	8	5	1	1	-	8/11	@ Arkansas	T. Dollard	Solo	▲ 4	17
<b>Tyler Gentry</b>	<b>13</b>	5	8	10	3	6	5	2	6	4	3	-	-	5	3	4	1	2	3	8/21	vs. San Antonio	B. Krauth	2-Run	▼ 3	8
<b>John Rave</b>	<b>13</b>	5	8	10	3	3	7	3	4	4	4	1	-	4	1	3	1	2	6	8/19	vs. San Antonio	O. Hernandez	Solo	▼ 8	14
Nick Loftin	12	2	10	6	6	4	5	3	6	5	-	1	1	2	4	7	1	-	-	8/4	vs. Tulsa	A. Gamboa	2-Run	▼ 1	
Logan Porter	10	5	5	8	2	4	4	2	8	2	-	-	1	3	6	2	1	1	-	7/29	@ Wichita	L. Varland	Solo	▲ 2	
<b>Tucker Bradley</b>	<b>9</b>	4	5	9	-	4	2	3	4	2	1	2	2	1	1	1	1	2	4	8/21	vs. San Antonio	F. Minjarez	2-Run	▼ 5	6
<b>Jake Means</b>	<b>9</b>	5	4	6	3	5	2	2	4	4	1	-	-	4	4	4	-	1	-	8/18	vs. San Antonio	K. Kopps	2-Run	▼ 8	19
Michael Massey	9	3	6	7	2	3	5	1	3	3	2	1	2	3	1	1	1	4	2	6/10	@ Tulsa	B. Miller	2-Run	▲ 3	
<b>CJ Alexander</b>	<b>8</b>	4	4	6	2	2	3	3	4	2	2	-	-	1	-	1	-	1	6	8/13	@ Arkansas	B. Miller	3-Run	▲ 4	26
Sebastian Rivero	5	5	-	4	1	2	-	3	2	3	-	-	1	1	3	1	-	1	-	8/20	vs. San Antonio	F. Schlichtholz	2-Run	▼ 10	
Maikel Garcia	4	2	2	3	1	1	1	2	3	-	1	-	-	1	1	3	-	-	-	7/23	vs. Springfield	D. Roach	Solo	▼ 9	
Nate Eaton	4	1	3	4	-	2	2	-	4	-	-	-	-	3	2	2	-	-	-	5/25	@ Midland	Z. Plunkett	Solo	▲ 5	
Bhret Bewley	3	2	1	3	-	3	-	-	2	1	-	-	-	-	2	1	-	-	-	8/17	vs. San Antonio	E. Bencomo	2-Run	▼ 7	
Ryan Grotjohn	2	2	-	2	-	-	1	1	-	2	-	-	-	1	1	-	-	1	-	6/5	vs. Corpus Christi	J. Sprinkle	2-Run	▼ 8	
<b>Luca Tresh</b>	<b>1</b>	1	-	-	1	1	-	-	-	1	-	-	-	-	1	-	-	-	-	8/21	vs. San Antonio	B. Krauth	2-Run	▼ 2	8
<b>Tyler Cropley</b>	<b>1</b>	1	-	-	1	-	-	1	1	-	-	-	-	1	-	-	-	-	-	7/4	vs. Tulsa	A. Gamboa	Solo	▼ 6	42
	<b>136</b>	<b>62</b>	<b>74</b>	<b>102</b>	<b>34</b>	<b>51</b>	<b>47</b>	<b>38</b>	<b>69</b>	<b>42</b>	<b>19</b>	<b>6</b>	<b>11</b>	<b>36</b>	<b>44</b>	<b>44</b>	<b>8</b>	<b>17</b>	<b>23</b>						

## INNING DISTRIBUTION

1st Inning	2nd Inning	3rd Inning	4th Inning	5th Inning	6th Inning	7th Inning	8th Inning	9th Inning	10th Inning	11th Inning
11	22	24	15	14	9	12	17	9	2	1

## NOTABLE NATURALS HOME RUNS

BACK-TO-BACK HOMERS (3)		2-HOMER GAMES (5)		3-HOMER GAMES (0)		GRAND SLAMS (6)	
PLAYERS	DATE/OPPONENT (INN.)	PLAYER (CAREER NO.)	DATE/OPPONENT	PLAYER (CAREER NO.)	DATE/OPPONENT	PLAYER (CAREER NO.)	DATE/OPPONENT (INN.)
Bhret Bewley & Tucker Bradley	5/5 @ Springfield (6th)	Sebastian Rivero (1st)	4/27 vs. Amarillo			Nick Loftin (2nd)	4/22 @ Frisco (2nd)
Nick Loftin & Tyler Gentry	6/29 @ Amarillo (1st)	Seuly Matias (9th)	6/28 @ Amarillo			Tucker Bradley (1st)	4/23 @ Frisco (5th)
CJ Alexander & Jake Means	7/16 @ Corpus Christi (2nd)	Tyler Gentry (2nd)	6/29 @ Amarillo			Tucker Bradley (2nd)	5/13 vs. Wichita (5th)
		Robbie Glendinning (1st)	7/3 @ Amarillo			Michael Massey (2nd)	5/24 @ Midland (7th)
		CJ Alexander (5th)	8/11 @ Arkansas			John Rave (2nd)	6/28 @ Amarillo (1st)
						Robbie Glendinning (2nd)	7/17 @ Corpus Christi (8th)

LEADOFF HOMERS (1)		INSIDE-THE PARK HOMERS (0)		PINCH-HIT HOMERS (0)		WALK-OFF HOMERS (2)	
PLAYER (CAREER NO.)	DATE/OPPONENT	PLAYER (CAREER NO.)	DATE/OPPONENT (INN.)	PLAYER (CAREER NO.)	DATE/OPPONENT (INN.)	PLAYER	DATE/OPPONENT
Maikel Garcia (2nd)	6/17 vs. Arkansas					Seuly Matias	6/4 vs. Corpus Christi
						Sebastian Rivero	8/20 vs. San Antonio

HOME RUN SITUATION	# OF	DATE OF LAST	BATTER ('22 HR #)	PITCHER	COUNT	RUNNERS ON	OUTS	INNING	SCORE @ HR	FINAL
GO-AHEAD HOME RUN	36	August 23 vs. Springfield	Robbie Glendinning (18)	Edgar Escobar	1-0	2	1	▼ 3	5-2	W, 8-7
GAME-TYING HOME RUN	11	August 20 vs. San Antonio	Tucker Bradley (8)	Lake Bachar	0-0	0	1	▼ 9	2-2	W, 5-3 (10)

## NOTABLE OPPOSING HOME RUNS

BACK-TO-BACK HOMERS (2)		2-HOMER GAMES (6)		3-HOMER GAMES (0)		GRAND SLAMS (5)	
PLAYERS	DATE/OPPONENT (INN.)	PLAYER (CAREER NO.)	DATE/OPPONENT	PLAYER (CAREER NO.)	DATE/OPPONENT	PLAYER	DATE/OPPONENT (INN.)
Leandro Cedeño & Jorge Barrosa	5/1 vs. Amarillo (8th)	Dio Arias (1st)	4/21 @ Frisco			Justin Foscue	4/21 @ Frisco (3rd)
Alex Isola & Andrew Bechtold	5/10 vs. Wichita (4th)	Leandro Cedeño (4th)	4/30 vs. Amarillo			Leandro Cedeño	6/30 @ Amarillo (8th)
		Andy Pages (8th)	6/7 @ Tulsa			Wilyer Abreu	7/14 @ Corpus Christi (8th)
		Joe Rizzo (3rd)	6/14 vs. Arkansas			Brandon Lewis	8/5 vs. Tulsa (8th)
		Cade Marlowe (3rd)	6/17 vs. Arkansas			Brandon Dixon	8/17 vs. San Antonio (2nd)
		Edouard Julien (2nd)	7/30 @ Wichita				

LEADOFF HOMERS (4)		INSIDE-THE PARK HOMERS (0)		PINCH-HIT HOMERS (0)		WALK-OFF HOMERS (0)	
PLAYER	DATE/OPPONENT	PLAYER	DATE/OPPONENT (INN.)	PLAYER	DATE/OPPONENT (INN.)	PLAYER	DATE/OPPONENT
Jonathan Ornelas	4/24 @ Frisco						
Jorge Barrosa	7/3 @ Amarillo						
Jonny DeLuca	7/6 vs. Tulsa						
Edouard Julien	7/30 @ Wichita						


**AFTER-INNING RECORDS**

	LEADING	TRAILING	TIED
<b>AFTER 1 INNING</b>	16 - 13	11 - 26	18 - 27
<b>AFTER 2 INNINGS</b>	20 - 12	15 - 36	11 - 16
<b>AFTER 3 INNINGS</b>	30 - 14	9 - 39	7 - 12
<b>AFTER 4 INNINGS</b>	29 - 12	8 - 43	9 - 10
<b>AFTER 5 INNINGS</b>	34 - 8	7 - 51	5 - 6
<b>AFTER 6 INNINGS</b>	36 - 9	5 - 52	5 - 4
<b>AFTER 7 INNINGS</b>	40 - 4	2 - 57	2 - 4
<b>AFTER 8 INNINGS</b>	40 - 0	2 - 60	2 - 5

**NATURALS BIG INNINGS**

DATE	INNING	RUNS
<b>1.</b> 6/28 @ Tulsa	9th Inning	8
6/10 @ Tulsa	7th Inning	8
4/12 vs. Wichita	1st Inning	8
<b>4.</b> 8/7 vs. Tulsa	4th Inning	7
6/18 vs. Arkansas	2nd Inning	7
4/27 vs. Amarillo	4th Inning	7
<b>7.</b> 8/17 vs. San Antonio	9th Inning	6
8/3 vs. Tulsa	3rd Inning	6
5/27 @ Midland	2nd Inning	6
5/4 @ Springfield	9th Inning	6

**SCORE BY INNINGS**

	1	2	3	4	5	6	7	8	9	10	11+	TOTAL
Naturals	71	73	115	72	76	40	87	56	68	10	4	<b>672</b>
Opponents	90	81	113	57	78	107	91	91	26	7	5	<b>746</b>
<b>Difference</b>	<b>-19</b>	<b>-8</b>	<b>2</b>	<b>15</b>	<b>-2</b>	<b>-67</b>	<b>-4</b>	<b>-35</b>	<b>42</b>	<b>3</b>	<b>-1</b>	<b>-74</b>

SCORE BY INNINGS V. SPRINGFIELD	1	2	3	4	5	6	7	8	9	10	11+	TOTAL
Naturals	5	6	22	7	17	10	18	10	17	0	0	<b>112</b>
Cardinals	14	28	25	5	11	34	12	15	5	0	0	<b>149</b>
<b>vs. Springfield Difference</b>	<b>-9</b>	<b>-22</b>	<b>-3</b>	<b>2</b>	<b>6</b>	<b>-24</b>	<b>6</b>	<b>-5</b>	<b>12</b>	<b>0</b>	<b>0</b>	<b>-37</b>

MULTI-RUN INNINGS	2	3	4	5	6	7	8	9	10+	TOTAL
Naturals	75	49	25	8	4	3	3	-	-	<b>167</b>
Opponents	99	27	29	17	7	5	-	-	1	<b>185</b>

**RECORD BY RUNS SCORED/ALLOWED**

RUNS	0	1	2	3	4	5	6	7	8	9	10	11+
<b>SCORED</b>	0-4	0-8	0-10	2-12	3-12	3-8	3-3	6-3	8-0	9-1	3-1	12-3
<b>ALLOWED</b>	6-0	1-0	4-4	8-2	8-3	9-11	6-6	4-6	2-5	0-5	0-5	0-20

**RECORD BY MARGIN OF VICTORY/DEFEAT**

1 Run	2 Runs	3 Runs	4 Runs	5 Runs	6 Runs	7 Runs	8 Runs	9 Runs	10+ Runs
7-17	5-7	8-9	7-3	4-7	4-8	3-6	4-2	4-1	2-6

**2022 NATURALS MONTH BY MONTH**
**HITTING**

MONTH	AVG	G	AB	R	H	TB	2B	3B	HR	RBI	BB	IBB	SO	SB	CS	OBP	SLG	OPS	SAC	SF	HBP	GIDP	LOB
<b>APRIL</b>	.261	20	690	126	180	291	37	4	22	112	97	1	183	32	5	.357	.422	.779	4	9	11	14	151
<b>MAY</b>	.285	25	892	160	254	406	53	6	29	151	94	3	222	31	7	.353	.455	.808	8	15	9	18	190
<b>JUNE</b>	.232	26	848	139	197	345	43	0	35	128	112	0	246	32	6	.335	.407	.742	4	7	22	16	175
<b>JULY</b>	.267	24	821	134	219	349	52	3	24	119	115	1	238	31	9	.360	.425	.785	5	11	11	17	190
<b>AUGUST</b>	.245	19	640	113	157	261	26	0	26	102	100	1	193	22	9	.353	.408	.761	2	10	12	3	155
<b>SEPTEMBER</b>																							
<b>TOTAL</b>	<b>.259</b>	<b>114</b>	<b>3891</b>	<b>672</b>	<b>1008</b>	<b>1653</b>	<b>211</b>	<b>13</b>	<b>136</b>	<b>612</b>	<b>518</b>	<b>6</b>	<b>1082</b>	<b>148</b>	<b>36</b>	<b>.352</b>	<b>.425</b>	<b>.777</b>	<b>23</b>	<b>52</b>	<b>65</b>	<b>68</b>	<b>861</b>

**PITCHING**

MONTH	W	L	ERA	G	GS	CG	SHO	GF	HLD	SV	SVO	IP	H	R	ER	HR	HB	BB	SO	WP	BK	WHIP	AVG
<b>APRIL</b>	9	11	5.98	20	20	0	0	20	3	3	5	179.0	194	127	119	25	11	87	158	17	1	1.57	.276
<b>MAY</b>	13	12	4.43	25	25	0	2	25	4	3	6	219.1	197	120	108	25	12	123	249	9	1	1.46	.239
<b>JUNE</b>	10	16	6.17	26	26	1	3	25	2	2	4	227.2	242	174	156	33	17	136	248	11	6	1.66	.270
<b>JULY</b>	8	16	6.78	24	24	0	1	24	1	3	4	207.0	247	177	156	40	27	138	209	20	2	1.86	.294
<b>AUGUST</b>	8	11	6.79	19	19	0	0	19	2	3	6	167.0	197	148	126	21	15	113	159	20	3	1.86	.294
<b>SEPTEMBER</b>																							
<b>TOTAL</b>	<b>48</b>	<b>66</b>	<b>5.99</b>	<b>114</b>	<b>114</b>	<b>1</b>	<b>6</b>	<b>113</b>	<b>12</b>	<b>14</b>	<b>25</b>	<b>1000.0</b>	<b>1077</b>	<b>746</b>	<b>665</b>	<b>144</b>	<b>82</b>	<b>597</b>	<b>1023</b>	<b>77</b>	<b>13</b>	<b>1.67</b>	<b>.274</b>

**2022 WALK-OFF TRACKER**

GAME #	DATE	OPPONENT	FINAL (INN.)	PLAYER	WINNING RUN	PITCHER	HOW	OUTS	COUNT
33	May 18	@ Arkansas	L, 7-5 (10)	Zach DeLoach	Jack Larsen	Walter Pennington	RBI single to right field	2	0-1
41	May 26	@ Midland	L, 2-1 (10)	Shane Selman	Logan Davidson	Zack Phillips	RBI single to right-center field	2	2-2
<b>49</b>	<b>June 4</b>	<b>vs. Corpus Christi</b>	<b>W, 6-5 (10)</b>	<b>Seuly Matias</b>	<b>Seuly Matias</b>	<b>Devin Conn</b>	<b>2-run home run to left field</b>	<b>2</b>	<b>1-1</b>
71	June 30	@ Amarillo	L, 5-4 (9)	Andy Yerzy	Tim Tawa	Yefri Del Rosario	Sacrifice fly to right field	2	0-1
<b>75</b>	<b>July 4</b>	<b>vs. Tulsa</b>	<b>W, 7-6 (10)</b>	<b>Seuly Matias</b>	<b>John Rave</b>	<b>Guillermo Zuniga</b>	<b>RBI single to right-center field</b>	<b>0</b>	<b>1-2</b>
<b>111</b>	<b>August 19</b>	<b>vs. San Antonio</b>	<b>W, 9-8 (9)</b>	<b>Diego Hernández</b>	<b>Jake Means</b>	<b>Oswaldo Hernandez</b>	<b>RBI fielder's choice to 2nd base</b>	<b>1</b>	<b>0-0</b>
<b>112</b>	<b>August 20</b>	<b>vs. San Antonio</b>	<b>W, 5-3 (10)</b>	<b>Sebastian Rivero</b>	<b>Jake Means</b>	<b>Fred Schlichtholz</b>	<b>2-run home run to left field</b>	<b>2</b>	<b>1-0</b>

*Bold Indicates Naturals Walk-off*
**2022 NATURALS EJECTIONS (6)**

DATE	INNING	WHO	WHY	UMPIRE
June 2 vs. Corpus Christi	▼ 7	Robbie Glendinning (1B)	Arguing (Balls/Strikes)	Steven Rios Jr. (HP)
June 3 vs. Corpus Christi	▼ 5	Michael Massey (DH)	Arguing (Balls/Strikes)	Mike Carroll (HP)
June 24 vs. Springfield	▼ 3	Seuly Matias (RF)	Arguing (Balls/Strikes)	Pete Talkington (HP)
July 17 @ Corpus Christi	▲ 3	Jake Means (2B)	Instigating	Ty Krauss (HP)
August 19 vs. San Antonio	▼ 6	Robbie Glendinning (2B)	Arguing (Check Swing)	Jake Bruner (HP)
August 19 vs. San Antonio	▼ 6	Chris Widger (Manager)	Arguing	Jake Bruner (HP)





MONTH

Table with 2 columns: Month, Range. April: 9-11, May: 13-12, June: 10-16, July: 8-16, August: 8-11, September: 8-11

OPPONENT

Table with 2 columns: Opponent, Range. vs. Amarillo: 5-7, vs. Arkansas: 6-12, vs. Corpus Christi: 4-8, vs. Frisco: 4-2, vs. Midland: 4-2, vs. San Antonio: 3-3, vs. Springfield: 6-13, vs. Tulsa: 10-8, vs. Wichita: 6-11

PITCHING

Table with 2 columns: Category, Range. vs. Left-Handed Starter: 11-7, vs. Right-Handed Starter: 36-49, WITH Left-Handed Starter: 36-35, WITH Right-Handed Starter: 12-31, 0-5 strikeouts: 2-9, 6-10 strikeouts: 28-41, 11+ strikeouts: 18-16

SCORING

Table with 2 columns: Category, Range. 1-Run Games: 7-17, 2-Run Games: 5-7, 3-4-Run Games: 16-12, 5+-Run Games: 20-29

Table with 2 columns: Category, Range. Extra Innings: 4-4, Shutouts: 6-4, Doubleheaders: 2-0 (1 Sweep)

Table with 2 columns: Category, Range. Scoring 0-2 Runs: 0-22, 3-5 Runs: 8-32, 6-9 Runs: 26-7, 10+ Runs: 14-5

Table with 2 columns: Category, Range. Opponent 0-2 Runs: 11-3, 3-5 Runs: 25-17, 6-9 Runs: 12-21, 10+ Runs: 0-25

Table with 2 columns: Category, Range. Scored in 1st Inning: 19-16, Opponent scored in 1st: 14-30, Scores first: 30-21, Opponent scores first: 18-45

HITTING

Table with 2 columns: Category, Range. Naturals 0-5 hits: 3-20, 6-9 hits: 12-31, 10+ hits: 33-15

Table with 2 columns: Category, Range. Opponent 0-5 hits: 12-2, 6-9 hits: 22-22, 10+ hits: 14-42

Table with 2 columns: Category, Range. Hit 0 home runs: 8-28, 1 home run: 16-23, 2 home runs: 15-8, 3+ home runs: 9-7

Table with 2 columns: Category, Range. Opponent hit 0 home runs: 18-14, 1 home run: 18-23, 2 home runs: 9-16, 3+ home runs: 3-13

Table with 2 columns: Category, Range. Out-hit opponent: 39-11, Out-hit by opponent: 5-52, Hits are tied: 4-3

Table with 2 columns: Category, Range. Leave 0-5 runners on base: 9-15, 6-9 on base: 27-38, 10+ on base: 12-131

Table with 2 columns: Category, Range. Opponent leaves 0-5 runners on base: 9-10, 6-9 on base: 25-34, 10+ on base: 14-22

Table with 2 columns: Category, Range. Steals 0 bases: 6-32, 1 base: 17-22, 2+ bases: 25-12

FIELDING

Table with 2 columns: Category, Range. Made 0 errors: 30-24, 1 error: 10-18, 2 errors: 6-18, 3+ errors: 2-6

Table with 2 columns: Category, Range. Opponent made 0 errors: 14-27, 1 error: 21-22, 2 errors: 9-12, 3+ errors: 4-5

TEAM HIGHS

Table listing team high statistics such as Longest Win Streak (4 Games), Longest Losing Streak (7 Games), Longest Home Winning Streak (4 Games), etc.

OFFENSIVE HIGHS

Table listing offensive high statistics such as Most Runs Scored, Game (20), Most Hits, Game (17), Most Home Runs, Game (5), etc.

INDIVIDUAL OFFENSIVE HIGHS

Table listing individual offensive high statistics such as Most Runs, Game (4), Most Hits, Game (4), Most Home Runs, Game (2), etc.

PITCHING HIGHS

Table listing pitching high statistics such as Most Runs Allowed, Game (23), Most Hits Allowed, Game (21), Most Walks Allowed, Game (16), etc.

INDIVIDUAL PITCHING HIGHS

Table listing individual pitching high statistics such as Most Runs Allowed, Game (9), Most Earned Runs Allowed, Game (9), Most Hits Allowed, Game (0), etc.

^ Indicates All-Time Naturals Record Tied

\* Indicates All-Time Naturals Record Set



DATE	OPPONENT	RESULT	SP	C	1B	2B	3B	SS	LF	CF	RF	DH
4/8	@ Springfield	W, 11-8	Drew Parrish	Sebastian Rivero	Jake Means	Michael Massey	Nate Eaton	Maikel Garcia	John Rave	Nick Loftin	Seuly Matias	Robbie Glendinning
4/9	@ Springfield	L, 14-11	Anthony Venezano	Sebastian Rivero	Robbie Glendinning	Michael Massey	Nate Eaton	Maikel Garcia	John Rave	Nick Loftin	Seuly Matias	Logan Porter
4/10	@ Springfield	L, 10-5	Angel Zerpa	Tyler Cropley	Jake Means	Ryan Grojtohn	Nate Eaton	Maikel Garcia	Tucker Bradley	John Rave	Seuly Matias	Michael Massey
4/12	WICHITA	W, 8-6	Asa Lacy	Sebastian Rivero	Jake Means	Michael Massey	Nate Eaton	Maikel Garcia	John Rave	Nick Loftin	Tucker Bradley	Seuly Matias
4/13	WICHITA	W, 9-5	Alec Marsh	Sebastian Rivero	Logan Porter	Michael Massey	Robbie Glendinning	Maikel Garcia	Tucker Bradley	Nick Loftin	Seuly Matias	John Rave
4/14	WICHITA	L, 7-1	Drew Parrish	Sebastian Rivero	Robbie Glendinning	Ryan Grojtohn	Jake Means	Maikel Garcia	John Rave	Nick Loftin	Nate Eaton	Logan Porter
4/15	WICHITA	L, 4-2	Anthony Venezano	Tyler Cropley	Jake Means	Michael Massey	Nate Eaton	Maikel Garcia	Tucker Bradley	Nick Loftin	Seuly Matias	Robbie Glendinning
4/16	WICHITA	L, 6-5 (10)	Angel Zerpa	Sebastian Rivero	Jake Means	Michael Massey	Nate Eaton	Ryan Grojtohn	John Rave	Nick Loftin	Tucker Bradley	Logan Porter
4/17	WICHITA	L, 5-1	Asa Lacy	Tyler Cropley	Logan Porter	Michael Massey	Robbie Glendinning	Maikel Garcia	Nate Eaton	John Rave	Seuly Matias	Tucker Bradley
4/19	@ Frisco	W, 9-5	Alec Marsh	Sebastian Rivero	Jake Means	Michael Massey	Nate Eaton	Maikel Garcia	John Rave	Nick Loftin	Seuly Matias	Robbie Glendinning
4/20	@ Frisco	W, 7-2	Drew Parrish	Sebastian Rivero	Logan Porter	Michael Massey	Nate Eaton	Maikel Garcia	John Rave	Nick Loftin	Seuly Matias	Logan Porter
4/21	@ Frisco	L, 12-2	Anthony Venezano	Logan Porter	Jake Means	Michael Massey	Robbie Glendinning	Maikel Garcia	Tucker Bradley	John Rave	Seuly Matias	Nick Loftin
4/22	@ Frisco	W, 11-2	Angel Zerpa	Sebastian Rivero	Logan Porter	Michael Massey	Jake Means	Maikel Garcia	Nate Eaton	Nick Loftin	Seuly Matias	Robbie Glendinning
4/23	@ Frisco	W, 12-4	Dante Biasi	Sebastian Rivero	Jake Means	Michael Massey	Robbie Glendinning	Maikel Garcia	John Rave	Nick Loftin	Tucker Bradley	Nate Eaton
4/24	@ Frisco	W, 4-3	Alec Marsh	Logan Porter	Robbie Glendinning	Michael Massey	Jake Means	Nate Eaton	Tucker Bradley	John Rave	Seuly Matias	Nick Loftin
4/26	AMARILLO	L, 6-5 (11)	Drew Parrish	Sebastian Rivero	Logan Porter	Michael Massey	Nate Eaton	Maikel Garcia	Tucker Bradley	Nick Loftin	Seuly Matias	Robbie Glendinning
4/27	AMARILLO	W, 12-6	Anthony Venezano	Sebastian Rivero	Logan Porter	Michael Massey	Nate Eaton	Maikel Garcia	John Rave	Nick Loftin	Seuly Matias	Tucker Bradley
4/28	AMARILLO	L, 9-5	Angel Zerpa	Sebastian Rivero	Robbie Glendinning	Michael Massey	Jake Means	Maikel Garcia	Tucker Bradley	Nick Loftin	Nate Eaton	Seuly Matias
4/29	AMARILLO	W, 8-7	Dante Biasi	Logan Porter	Jake Means	Michael Massey	Robbie Glendinning	Maikel Garcia	Nate Eaton	John Rave	Tucker Bradley	Nick Loftin
4/30	AMARILLO	L, 7-5	Alec Marsh	Sebastian Rivero	Logan Porter	Ryan Grojtohn	Nate Eaton	Maikel Garcia	Tucker Bradley	Nick Loftin	John Rave	Michael Massey
5/1	AMARILLO	W, 9-5	Drew Parrish	Logan Porter	Robbie Glendinning	Michael Massey	Jake Means	Maikel Garcia	Tucker Bradley	John Rave	Nate Eaton	Seuly Matias
5/2	@ Springfield	W, 12-5	Anthony Venezano	Sebastian Rivero	Jake Means	Michael Massey	Nate Eaton	Maikel Garcia	John Rave	Nick Loftin	Seuly Matias	Robbie Glendinning
5/3	@ Springfield	W, 13-3	Marcelo Martinez	Sebastian Rivero	Robbie Glendinning	Michael Massey	Nate Eaton	Maikel Garcia	John Rave	Nick Loftin	Seuly Matias	Logan Porter
5/5	@ Springfield	W, 9-6	Dante Biasi	Logan Porter	Robbie Glendinning	Bhret Bewley	Jake Means	Maikel Garcia	Tucker Bradley	Nick Loftin	Seuly Matias	Nate Eaton
5/6	@ Springfield	L, 2-1	Alec Marsh	Sebastian Rivero	Robbie Glendinning	Michael Massey	Nate Eaton	Maikel Garcia	Tucker Bradley	Nick Loftin	John Rave	Seuly Matias
5/7	@ Springfield	W, 4-0	Drew Parrish	Logan Porter	Jake Means	Michael Massey	Bhret Bewley	Maikel Garcia	Tucker Bradley	John Rave	Seuly Matias	Nick Loftin
5/8	SPRINGFIELD	L, 4-3	Anthony Venezano	Logan Porter	Robbie Glendinning	Michael Massey	Jake Means	Maikel Garcia	Tucker Bradley	John Rave	Seuly Matias	Tucker Bradley
5/10	WICHITA	W, 7-4	Marcelo Martinez	Logan Porter	Robbie Glendinning	Michael Massey	Nate Eaton	Maikel Garcia	Tucker Bradley	Nick Loftin	Seuly Matias	John Rave
5/11	WICHITA	L, 4-3	Angel Zerpa	Logan Porter	Robbie Glendinning	Michael Massey	Jake Means	Maikel Garcia	Tucker Bradley	John Rave	Nate Eaton	Seuly Matias
5/12	WICHITA	L, 10-4	Alec Marsh	Logan Porter	Robbie Glendinning	Bhret Bewley	Nate Eaton	Maikel Garcia	John Rave	Nick Loftin	Seuly Matias	Michael Massey
5/13	WICHITA	W, 7-0	Drew Parrish	Gavin Stupienski	Jake Means	Michael Massey	Nate Eaton	Maikel Garcia	John Rave	Nick Loftin	Seuly Matias	Tucker Bradley
5/14	WICHITA	L, 7-6	Will Klein	Sebastian Rivero	Robbie Glendinning	Michael Massey	Nate Eaton	Maikel Garcia	Tucker Bradley	Nick Loftin	Seuly Matias	Logan Porter
5/15		Cancelled/Rain										
5/17	@ Arkansas	L, 7-6 (10)	Marcelo Martinez	Logan Porter	Robbie Glendinning	Michael Massey	Nate Eaton	Maikel Garcia	John Rave	Nick Loftin	Seuly Matias	Tucker Bradley
5/18	@ Arkansas	L, 5-4	Angel Zerpa	Logan Porter	Robbie Glendinning	Michael Massey	Jake Means	Maikel Garcia	John Rave	Nick Loftin	Nate Eaton	Seuly Matias
5/19	@ Arkansas	L, 5-0	Alec Marsh	Logan Porter	Robbie Glendinning	Bhret Bewley	Nate Eaton	Maikel Garcia	Tucker Bradley	John Rave	Seuly Matias	Michael Massey
5/20	@ Arkansas	L, 2-1	Drew Parrish	Gavin Stupienski	Jake Means	Michael Massey	Nate Eaton	Maikel Garcia	Tucker Bradley	Nick Loftin	Seuly Matias	John Rave
5/21	@ Arkansas	W, 14-8	Will Klein	Logan Porter	Robbie Glendinning	Michael Massey	Jake Means	Maikel Garcia	Nick Loftin	John Rave	Nate Eaton	Tucker Bradley
5/22	@ Arkansas	W, 10-5	Anthony Venezano	Gavin Stupienski	Robbie Glendinning	Michael Massey	Jake Means	Maikel Garcia	Tucker Bradley	John Rave	Seuly Matias	Robbie Glendinning
5/24	@ Midland	W, 8-5	Angel Zerpa	Logan Porter	Jake Means	Michael Massey	Jake Means	Maikel Garcia	John Rave	Nick Loftin	Seuly Matias	Robbie Glendinning
5/25	@ Midland	W, 11-3	Alec Marsh	Logan Porter	Robbie Glendinning	Michael Massey	Nate Eaton	Maikel Garcia	Tucker Bradley	Nick Loftin	Seuly Matias	Jake Means
5/26	@ Midland	L, 2-1 (10)	Drew Parrish	Gavin Stupienski	Robbie Glendinning	Michael Massey	Jake Means	Maikel Garcia	Ryan Grojtohn	Nick Loftin	Tucker Bradley	Bhret Bewley
5/27	@ Midland	W, 14-6	Will Klein	Logan Porter	Robbie Glendinning	Michael Massey	Bhret Bewley	Maikel Garcia	Tucker Bradley	Nick Loftin	Seuly Matias	Jake Means
5/28	@ Midland	W, 28-10	Anthony Venezano	Logan Porter	Robbie Glendinning	Michael Massey	Bhret Bewley	Maikel Garcia	Tucker Bradley	Nick Loftin	Seuly Matias	Robbie Glendinning
5/29	@ Midland	L, 3-1	Gavin Stupienski	Gavin Stupienski	Robbie Glendinning	Michael Massey	Jake Means	Maikel Garcia	Tucker Bradley	Nick Loftin	Seuly Matias	Bhret Bewley
5/31	CORPUS CHRISTI	L, 8-7	Alec Marsh	Logan Porter	Robbie Glendinning	Michael Massey	Jake Means	Maikel Garcia	Tucker Bradley	Nick Loftin	Seuly Matias	
6/1	CORPUS CHRISTI	L, 6-2	Drew Parrish	Logan Porter	Robbie Glendinning	Michael Massey	Jake Means	Maikel Garcia	Ryan Grojtohn	Tucker Bradley	Seuly Matias	Bhret Bewley
6/2	CORPUS CHRISTI	W, 8-2	Dante Biasi	Gavin Stupienski	Robbie Glendinning	Bhret Bewley	Jake Means	Maikel Garcia	Parker Bates	Seuly Matias	Michael Massey	
6/3	CORPUS CHRISTI	L, 5-4	Anthony Venezano	Logan Porter	Robbie Glendinning	Bhret Bewley	Jake Means	Maikel Garcia	Ryan Grojtohn	Parker Bates	Seuly Matias	Michael Massey
6/4	CORPUS CHRISTI	W, 10-0	Angel Zerpa	Logan Porter	Robbie Glendinning	Bhret Bewley	Jake Means	Maikel Garcia	Tucker Bradley	John Rave	Seuly Matias	Parker Bates
6/5	CORPUS CHRISTI	L, 17-4	Alec Marsh	Gavin Stupienski	Robbie Glendinning	Bhret Bewley	Jake Means	Maikel Garcia	Tucker Bradley	John Rave	Seuly Matias	Michael Massey
6/7	@ Tulsa	L, 5-2	Noah Murdock	Logan Porter	Robbie Glendinning	Michael Massey	Jake Means	Maikel Garcia	Tucker Bradley	Nick Loftin	Seuly Matias	
6/8		Postponed/Rain										
6/9 G1	@ Tulsa	W, 5-3 (7)	Dante Biasi	Logan Porter	Robbie Glendinning	Michael Massey	Jake Means	Maikel Garcia	Nick Loftin	John Rave	Seuly Matias	Michael Massey
6/9 G2	@ Tulsa	W, 9-0 (7)	Anthony Venezano	Gavin Stupienski	Jake Means	Michael Massey	Ryan Grojtohn	Maikel Garcia	Tucker Bradley	Nick Loftin	John Rave	Seuly Matias
6/10	@ Tulsa	L, 9-4	Zack Phillips	Logan Porter	Robbie Glendinning	Michael Massey	Jake Means	Maikel Garcia	Tucker Bradley	Nick Loftin	Seuly Matias	Nick Loftin
6/11	@ Tulsa	L, 9-1	Alec Marsh	Logan Porter	Robbie Glendinning	Michael Massey	Jake Means	Maikel Garcia	Tucker Bradley	John Rave	Seuly Matias	Bhret Bewley
6/12	@ Tulsa	W, 7-3	Noah Murdock	Gavin Stupienski	Robbie Glendinning	Michael Massey	Bhret Bewley	Jake Means	Tucker Bradley	John Rave	Ryan Grojtohn	Nick Loftin
6/14	ARKANSAS	W, 7-5	Anthony Venezano	Tyler Cropley	Robbie Glendinning	Nick Loftin	Jake Means	Maikel Garcia	Tucker Bradley	John Rave	Seuly Matias	Logan Porter
6/15	ARKANSAS	L, 7-5	Dante Biasi	Logan Porter	Robbie Glendinning	Nick Loftin	Jake Means	Maikel Garcia	Tucker Bradley	John Rave	Seuly Matias	Sebastian Rivero
6/16	ARKANSAS	L, 13-4	Zack Phillips	Logan Porter	Robbie Glendinning	Michael Massey	Jake Means	Maikel Garcia	Ryan Grojtohn	Nick Loftin	Seuly Matias	Michael Massey
6/17	ARKANSAS	L, 13-2	Alec Marsh	Tyler Cropley	Logan Porter	Ryan Grojtohn	Robbie Glendinning	Maikel Garcia	Tucker Bradley	Nick Loftin	John Rave	Tyler Gentry
6/18	ARKANSAS	W, 9-0	Angel Zerpa	Sebastian Rivero	Robbie Glendinning	Nick Loftin	Jake Means	Maikel Garcia	Tucker Bradley	John Rave	Tyler Gentry	Logan Porter
6/19	ARKANSAS	W, 4-0	Anthony Venezano	Tyler Cropley	Jake Means	Bhret Bewley	Logan Porter	Maikel Garcia	Tucker Bradley	Ryan Grojtohn	Seuly Matias	John Rave
6/21	SPRINGFIELD	L, 5-3	Dante Biasi	Sebastian Rivero	Robbie Glendinning	Nick Loftin	Jake Means	Maikel Garcia	Tyler Gentry	John Rave	Seuly Matias	Logan Porter
6/22	SPRINGFIELD	L, 9-6	Walter Pennington	Tyler Cropley	Robbie Glendinning	Nick Loftin	Logan Porter	Maikel Garcia	Tucker Bradley	John Rave	Tyler Gentry	Seuly Matias
6/23	SPRINGFIELD	L, 13-4	Alec Marsh	Sebastian Rivero	Logan Porter	Bhret Bewley	Jake Means	Maikel Garcia	Tucker Bradley	Nick Loftin	Seuly Matias	Robbie Glendinning
6/24	SPRINGFIELD	L, 7-1	Angel Zerpa	Sebastian Rivero	Robbie Glendinning	Ryan Grojtohn	Jake Means	Maikel Garcia	Tucker Bradley	John Rave	Tyler Gentry	Logan Porter
6/25	SPRINGFIELD	L, 13-10	Noah Murdock	Sebastian Rivero	Robbie Glendinning	Ryan Grojtohn	Logan Porter	Maikel Garcia	Tucker Bradley	Nick Loftin	John Rave	Seuly Matias
6/26	SPRINGFIELD	L, 8-2	Anthony Venezano	Tyler Cropley	Nick Loftin	Jake Means	Maikel Garcia	Tyler Gentry	John Rave	Seuly Matias	Robbie Glendinning	
6/28	@ Amarillo	W, 20-6	Dante Biasi	Sebastian Rivero	Robbie Glendinning	Nick Loftin	Jake Means	Maikel Garcia	Tucker Bradley	John Rave	Seuly Matias	Tyler Gentry
6/29	@ Amarillo	L, 13-4	Alec Marsh	Sebastian Rivero	Robbie Glendinning	Nick Loftin	Jake Means	Maikel Garcia	Tucker Bradley	John Rave	Seuly Matias	Tyler Gentry
7/1	@ Amarillo	L, 5-4	Angel Zerpa	Logan Porter	Robbie Glendinning	Nick Loftin	Jake Means	Maikel Garcia	Tyler Gentry	John Rave	Seuly Matias	Robbie Glendinning
7/30	@ Amarillo	L, 11-10	Noah Murdock	Sebastian Rivero	Robbie Glendinning	Nick Loftin	Jake Means	Maikel Garcia	Tucker Bradley	John Rave	Seuly Matias	Logan Porter
7/2	@ Amarillo	L, 13-12	Anthony Venezano	Tyler Cropley	Logan Porter	Bhret Bewley	Jake Means	Maikel Garcia	Tyler Gentry	Nick Loftin	Seuly Matias	Robbie Glendinning
7/3	@ Amarillo	W, 10-4	Zack Phillips	Sebastian Rivero	Robbie Glendinning	Nick Loftin	Jake Means	Ryan Grojtohn	Tucker Bradley	John Rave	Seuly Matias	Tyler Gentry
7/4	TULSA	W, 7-6 (10)	Alec Marsh	Tyler Cropley	Jake Means	Nick Loftin	Logan Porter	Maikel Garcia	Tucker Bradley	John Rave	Seuly Matias	Robbie Glendinning
7/6	TULSA	L, 13-4	Angel Zerpa	Sebastian Rivero	Logan Porter	Robbie Glendinning	Nick Loftin	Maikel Garcia	Tucker Bradley	John Rave	Seuly Matias	Tyler Gentry
7/7	TULSA	L, 3-0	Dante Biasi	Sebastian Rivero	Logan Porter	Nick Loftin	Jake Means	Maikel Garcia	Tyler Gentry	John Rave	Seuly Matias	Tucker Bradley
7/8	TULSA	L, 3-2	Noah Murdock	Tyler Cropley	Robbie Glendinning	Bhret Bewley	Jake Means	Maikel Garcia	Tucker Bradley	Nick Loftin	Seuly Matias	Logan Porter
7/9	TULSA	W, 6-3	Anthony Venezano	Sebastian Rivero	Robbie Glendinning	Nick Loftin	Logan Porter	Ryan Grojtohn	Tucker Bradley	John Rave	Tyler Gentry	Seuly Matias
7/10	TULSA	L, 6-3	Alec Marsh	Tyler Cropley	Robbie Glendinning	Nick Loftin	Jake Means	Maikel Garcia	Tucker Bradley	John Rave	Seuly Matias	Tyler Gentry
7/12	@ Corpus Christi	L, 13-3	Dante Biasi	Logan Porter	Robbie Glendinning	Bhret Bewley	Jake Means	Morgan McCullough	Tucker Bradley	Nick Loftin	Seuly Matias	Tyler Gentry
7/13	@ Corpus Christi	L, 10-3	Andrew Hoffmann	Sebastian Rivero	Robbie Glendinning	Jake Means	Morgan McCullough	Tucker Bradley	John Rave	Nick Loftin	Seuly Matias	Tyler Gentry
7/14	@ Corpus Christi	L, 16-3	Anthony Venezano	Gavin Stupienski	Robbie Glendinning	Jake Means	CJ Alexander	Morgan McCullough	Tucker Bradley	Nick Loftin	Seuly Matias	Tyler Gentry
7/15	@ Corpus Christi	W, 9-5	Asa Lacy	Logan Porter	Robbie Glendinning	Bhret Bewley	Jake Means	Morgan McCullough	Tyler Gentry	Nick Loftin	Seuly Matias	CJ Alexander
7/16	@ Corpus Christi	L, 12-7	Noah Murdock	Logan Porter	Robbie Glendinning	Jake Means	CJ Alexander	Morgan McCullough	Tucker Bradley	Nick Loftin	Tyler Gentry	Bhret Bewley
7/17	@ Corpus Christi	W, 16-7	Dante Biasi	Logan Porter	Robbie Glendinning	Jake Means	CJ Alexander	Morgan McCullough	Tucker Bradley	Nick Loftin	Tyler Gentry	Bhret Bewley
7/22	SPRINGFIELD	L, 11-4	Andrew Hoffmann	Sebastian Rivero	Robbie Glendinning	Nick Loftin	Maikel Garcia	Tucker Bradley	John Rave	Tyler Gentry	Seuly Matias	Tyler Gentry
7/23	SPRINGFIELD	L, 17-4	Anthony Venezano	Sebastian Rivero	Logan Porter	Nick Loftin	CJ Alexander	Maikel Garcia	Tucker Bradley	John Rave	Seuly Matias	Tyler Gentry
7/24	SPRINGFIELD	L, 11-4	Alec Marsh	Tyler Cropley	Robbie Glendinning	Bhret Bewley	Jake Means	Maikel Garcia	Tucker Bradley	Nick Loftin	Tyler Gentry	Logan Porter
7/26	@ Wichita	L, 9-3	Noah Murdock	Sebastian Rivero	CJ Alexander	Robbie Glendinning	Nick Loftin	Maikel Garcia	Tucker Bradley	John Rave	Tyler Gentry	Logan Porter
7/27	@ Wichita	W, 5-0	Dante Biasi	Sebastian Rivero	Robbie Glendinning	Nick Loftin	Jake Means	Tyler Gentry	John Rave	Seuly Matias	Tucker Bradley	
7/28	@ Wichita	L, 10-2	Jon Bowlan	Tyler Cropley	Logan Porter	Robbie Glend						



DATE	OPPONENT	RESULT	1	2	3	4	5	6	7	8	9
4/8	@ Springfield	W, 11-8	Maikel Garcia	Nick Loftin	Michael Massey	Seuly Matias	Sebastian Rivero	Robbie Glendinning	Nate Eaton	Jake Means	John Rave
4/9	@ Springfield	L, 14-11	Maikel Garcia	Nick Loftin	Michael Massey	Seuly Matias	Sebastian Rivero	Robbie Glendinning	Nate Eaton	Jake Means	John Rave
4/10	@ Springfield	L, 10-5	Maikel Garcia	John Rave	Michael Massey	Seuly Matias	Nate Eaton	Ryan Grotjahn	Jake Means	Tyler Cropley	Tucker Bradley
4/12	WICHITA	W, 8-6	Maikel Garcia	Nick Loftin	Michael Massey	Seuly Matias	Sebastian Rivero	John Rave	Nate Eaton	Jake Means	Tucker Bradley
4/13	WICHITA	W, 9-5	Maikel Garcia	Nick Loftin	Michael Massey	Seuly Matias	Sebastian Rivero	John Rave	Robbie Glendinning	Logan Porter	Tucker Bradley
4/14	WICHITA	L, 7-1	Maikel Garcia	Nick Loftin	John Rave	Jake Means	Sebastian Rivero	Nate Eaton	Robbie Glendinning	Logan Porter	Ryan Grotjahn
4/15	WICHITA	L, 4-2	Maikel Garcia	Nick Loftin	Michael Massey	Seuly Matias	Nate Eaton	Jake Means	Robbie Glendinning	Tyler Cropley	Tucker Bradley
4/16	WICHITA	L, 6-5 (10)	Maikel Garcia	John Rave	Michael Massey	Jake Means	Sebastian Rivero	Nate Eaton	Ryan Grotjahn	Tyler Cropley	Tucker Bradley
4/17	WICHITA	L, 5-1	Maikel Garcia	John Rave	Michael Massey	Seuly Matias	Nate Eaton	Robbie Glendinning	Logan Porter	Tyler Cropley	Tucker Bradley
4/19	@ Frisco	L, 4-3	Maikel Garcia	Nick Loftin	Michael Massey	Seuly Matias	Sebastian Rivero	Nate Eaton	Robbie Glendinning	Jake Means	John Rave
4/20	@ Frisco	W, 7-2	Maikel Garcia	Nick Loftin	Michael Massey	Seuly Matias	Sebastian Rivero	Nate Eaton	Robbie Glendinning	Logan Porter	John Rave
4/21	@ Frisco	L, 12-2	Maikel Garcia	Nick Loftin	Michael Massey	Seuly Matias	John Rave	Robbie Glendinning	Logan Porter	Jake Means	Tucker Bradley
4/22	@ Frisco	W, 11-2	Maikel Garcia	Nick Loftin	Michael Massey	Seuly Matias	Nate Eaton	Sebastian Rivero	Robbie Glendinning	Jake Means	Tucker Bradley
4/23	@ Frisco	W, 12-4	Maikel Garcia	Nick Loftin	Michael Massey	Robbie Glendinning	John Rave	Sebastian Rivero	Nate Eaton	Jake Means	Tucker Bradley
4/24	@ Frisco	W, 4-3	Nick Loftin	John Rave	Michael Massey	Seuly Matias	Robbie Glendinning	Nate Eaton	Logan Porter	Jake Means	Tucker Bradley
4/26	AMARILLO	L, 6-5 (11)	Maikel Garcia	Nick Loftin	Michael Massey	Seuly Matias	Sebastian Rivero	John Rave	Robbie Glendinning	Nate Eaton	Tucker Bradley
4/27	AMARILLO	W, 12-6	Maikel Garcia	Nick Loftin	Michael Massey	Seuly Matias	John Rave	Sebastian Rivero	Nate Eaton	Logan Porter	Tucker Bradley
4/28	AMARILLO	L, 9-5	Maikel Garcia	Nick Loftin	Michael Massey	Seuly Matias	Nate Eaton	Sebastian Rivero	Robbie Glendinning	Jake Means	Tucker Bradley
4/29	AMARILLO	W, 8-7	Maikel Garcia	Nick Loftin	Michael Massey	Robbie Glendinning	Nate Eaton	John Rave	Logan Porter	Jake Means	Tucker Bradley
4/30	AMARILLO	L, 7-5	Maikel Garcia	Nick Loftin	Michael Massey	John Rave	Sebastian Rivero	Logan Porter	Ryan Grotjahn	Tyler Cropley	Tucker Bradley
5/1	AMARILLO	W, 9-5	Maikel Garcia	Nate Eaton	Michael Massey	Seuly Matias	John Rave	Robbie Glendinning	Logan Porter	Jake Means	Tucker Bradley
5/2	@ Springfield	L, 12-5	Maikel Garcia	Nick Loftin	Michael Massey	Seuly Matias	Sebastian Rivero	John Rave	Robbie Glendinning	Jake Means	John Rave
5/4	@ Springfield	W, 13-3	Maikel Garcia	Nick Loftin	Michael Massey	Seuly Matias	Nate Eaton	Sebastian Rivero	Robbie Glendinning	Logan Porter	John Rave
5/5	@ Springfield	W, 9-6	Maikel Garcia	Nick Loftin	Robbie Glendinning	Seuly Matias	Nate Eaton	Logan Porter	Jake Means	Brhet Bewley	Tucker Bradley
5/6	@ Springfield	L, 2-1	Maikel Garcia	Nick Loftin	Michael Massey	Seuly Matias	Nate Eaton	Sebastian Rivero	John Rave	Robbie Glendinning	Tucker Bradley
5/7	@ Springfield	W, 4-0	Maikel Garcia	Nick Loftin	Michael Massey	Seuly Matias	John Rave	Logan Porter	Brhet Bewley	Jake Means	Tucker Bradley
5/8	@ Springfield	W, 8-7	Maikel Garcia	Nick Loftin	Michael Massey	Robbie Glendinning	John Rave	Logan Porter	Brhet Bewley	Jake Means	Tucker Bradley
5/10	WICHITA	W, 7-4	Maikel Garcia	Nick Loftin	Michael Massey	Seuly Matias	John Rave	Nate Eaton	Robbie Glendinning	Logan Porter	Tucker Bradley
5/11	WICHITA	L, 4-3	Maikel Garcia	John Rave	Michael Massey	Seuly Matias	Nate Eaton	Robbie Glendinning	Logan Porter	Jake Means	Tucker Bradley
5/12	WICHITA	L, 10-4	Maikel Garcia	Nick Loftin	Michael Massey	Seuly Matias	Nate Eaton	Robbie Glendinning	Logan Porter	Brhet Bewley	John Rave
5/13	WICHITA	W, 7-0	Maikel Garcia	Nick Loftin	Michael Massey	Seuly Matias	John Rave	Nate Eaton	Gavin Stupienski	Jake Means	Tucker Bradley
5/14	WICHITA	L, 7-6	Maikel Garcia	Nick Loftin	Michael Massey	Seuly Matias	Robbie Glendinning	Sebastian Rivero	Logan Porter	Jake Means	Tucker Bradley
5/15	WICHITA	Postponed/Rain									
5/17	@ Arkansas	L, 7-6 (10)	Maikel Garcia	Nick Loftin	Michael Massey	Seuly Matias	Nate Eaton	John Rave	Robbie Glendinning	Logan Porter	Tucker Bradley
5/18	@ Arkansas	L, 5-4	Maikel Garcia	Nick Loftin	Michael Massey	Seuly Matias	Nate Eaton	Robbie Glendinning	Logan Porter	Jake Means	John Rave
5/19	@ Arkansas	L, 5-0	Maikel Garcia	Nate Eaton	Michael Massey	Seuly Matias	Robbie Glendinning	John Rave	Logan Porter	Brhet Bewley	Tucker Bradley
5/20	@ Arkansas	L, 2-1	Maikel Garcia	Nick Loftin	Michael Massey	Seuly Matias	Nate Eaton	John Rave	Jake Means	Gavin Stupienski	Tucker Bradley
5/21	@ Arkansas	W, 11-4 (8)	Maikel Garcia	Nick Loftin	Michael Massey	Logan Porter	Nate Eaton	John Rave	Robbie Glendinning	Jake Means	Tucker Bradley
5/22	@ Arkansas	W, 10-5	Maikel Garcia	Nick Loftin	Michael Massey	Robbie Glendinning	Nate Eaton	Gavin Stupienski	Logan Porter	Ryan Grotjahn	John Rave
5/24	@ Midland	W, 8-5	Maikel Garcia	Nick Loftin	Michael Massey	Robbie Glendinning	Nate Eaton	Seuly Matias	Logan Porter	Jake Means	Tucker Bradley
5/25	@ Midland	W, 11-3	Maikel Garcia	Nick Loftin	Michael Massey	Robbie Glendinning	Nate Eaton	Seuly Matias	Logan Porter	Jake Means	Tucker Bradley
5/26	@ Midland	L, 2-1 (10)	Maikel Garcia	Nick Loftin	Michael Massey	Robbie Glendinning	Brhet Bewley	Seuly Matias	Michael Massey	Jake Means	Ryan Grotjahn
5/27	@ Midland	W, 14-6	Maikel Garcia	Nick Loftin	Michael Massey	Robbie Glendinning	Logan Porter	Seuly Matias	Brhet Bewley	Jake Means	Tucker Bradley
5/28	@ Midland	W, 28-7	Maikel Garcia	Nick Loftin	Michael Massey	Robbie Glendinning	Logan Porter	Seuly Matias	Brhet Bewley	Jake Means	Tucker Bradley
5/29	@ Midland	W, 28-7	Maikel Garcia	Nick Loftin	Michael Massey	Robbie Glendinning	Logan Porter	Seuly Matias	Brhet Bewley	Jake Means	Tucker Bradley
5/31	CORPUS CHRISTI	L, 8-7	Maikel Garcia	Nick Loftin	Michael Massey	Robbie Glendinning	Logan Porter	Seuly Matias	Ryan Grotjahn	Jake Means	Tucker Bradley
6/1	CORPUS CHRISTI	L, 6-2	Maikel Garcia	Brhet Bewley	Michael Massey	Robbie Glendinning	Logan Porter	Seuly Matias	Ryan Grotjahn	Jake Means	Tucker Bradley
6/2	CORPUS CHRISTI	W, 8-2	Tucker Bradley	Maikel Garcia	Michael Massey	Robbie Glendinning	Seuly Matias	Brhet Bewley	Gavin Stupienski	Jake Means	Parker Bates
6/3	CORPUS CHRISTI	L, 5-4	Maikel Garcia	Brhet Bewley	Michael Massey	Robbie Glendinning	Logan Porter	Seuly Matias	Ryan Grotjahn	Jake Means	Parker Bates
6/4	CORPUS CHRISTI	W, 13-4	Maikel Garcia	Tucker Bradley	Michael Massey	Robbie Glendinning	John Rave	Seuly Matias	Logan Porter	Jake Means	Tucker Bradley
6/5	CORPUS CHRISTI	L, 17-4	Maikel Garcia	Tucker Bradley	Michael Massey	Robbie Glendinning	John Rave	Seuly Matias	Gavin Stupienski	Jake Means	Brhet Bewley
6/7	@ Tulsa	L, 5-2	Maikel Garcia	Tucker Bradley	Michael Massey	Logan Porter	Nick Loftin	Seuly Matias	Robbie Glendinning	Jake Means	John Rave
6/8	@ Tulsa	Postponed/Rain									
6/9 G1	@ Tulsa	W, 5-3 (7)	Maikel Garcia	Nick Loftin	Michael Massey	Logan Porter	Robbie Glendinning	Seuly Matias	John Rave	Jake Means	Brhet Bewley
6/9 G2	@ Tulsa	W, 3-0 (7)	Maikel Garcia	Nick Loftin	Michael Massey	Logan Porter	Tucker Bradley	Seuly Matias	Jake Means	Gavin Stupienski	Ryan Grotjahn
6/10	@ Tulsa	L, 9-4	Maikel Garcia	Nick Loftin	Michael Massey	Logan Porter	John Rave	Seuly Matias	Tucker Bradley	Robbie Glendinning	Jake Means
6/11	@ Tulsa	L, 9-4	Maikel Garcia	Nick Loftin	Michael Massey	Logan Porter	John Rave	Robbie Glendinning	Tucker Bradley	Jake Means	Brhet Bewley
6/12	@ Tulsa	W, 7-3	Tucker Bradley	Nick Loftin	Michael Massey	Robbie Glendinning	John Rave	Jake Means	Gavin Stupienski	Brhet Bewley	Ryan Grotjahn
6/14	ARKANSAS	W, 5-4	Maikel Garcia	Nick Loftin	John Rave	Tyler Gentry	Logan Porter	Robbie Glendinning	Tyler Cropley	Jake Means	Tucker Bradley
6/15	ARKANSAS	L, 5-4	Maikel Garcia	Nick Loftin	John Rave	Logan Porter	Tyler Gentry	Sebastian Rivero	Robbie Glendinning	Jake Means	Tucker Bradley
6/16	ARKANSAS	L, 18-3	Maikel Garcia	John Rave	John Rave	Logan Porter	John Rave	Sebastian Rivero	Ryan Grotjahn	Jake Means	Tucker Bradley
6/17	ARKANSAS	L, 13-2	Maikel Garcia	Nick Loftin	John Rave	Logan Porter	John Rave	Robbie Glendinning	Ryan Grotjahn	Tyler Cropley	Tucker Bradley
6/18	ARKANSAS	W, 9-0	Maikel Garcia	Nick Loftin	Tyler Gentry	Logan Porter	John Rave	Robbie Glendinning	Sebastian Rivero	Jake Means	Tucker Bradley
6/19	ARKANSAS	W, 4-0	Maikel Garcia	Tucker Bradley	Tyler Gentry	Seuly Matias	John Rave	Jake Means	Tyler Cropley	Brhet Bewley	Ryan Grotjahn
6/21	SPRINGFIELD	L, 5-3	Maikel Garcia	Nick Loftin	Tyler Gentry	Logan Porter	John Rave	Seuly Matias	Sebastian Rivero	Robbie Glendinning	Jake Means
6/22	SPRINGFIELD	L, 6-2	Maikel Garcia	Nick Loftin	Tyler Gentry	Logan Porter	John Rave	Seuly Matias	Ryan Grotjahn	Tyler Cropley	Tucker Bradley
6/23	SPRINGFIELD	L, 11-2	Maikel Garcia	Nick Loftin	Tyler Gentry	Seuly Matias	Robbie Glendinning	Tucker Bradley	Sebastian Rivero	Jake Means	Brhet Bewley
6/24	SPRINGFIELD	L, 7-1	Maikel Garcia	Tucker Bradley	Logan Porter	Tyler Gentry	Robbie Glendinning	John Rave	Sebastian Rivero	Jake Means	Ryan Grotjahn
6/25	SPRINGFIELD	L, 13-10	Nick Loftin	Tucker Bradley	Logan Porter	Robbie Glendinning	John Rave	Seuly Matias	Sebastian Rivero	Brhet Bewley	Ryan Grotjahn
6/26	SPRINGFIELD	L, 8-2	Maikel Garcia	Nick Loftin	Tyler Gentry	Robbie Glendinning	John Rave	Seuly Matias	John Rave	Jake Means	Tyler Cropley
6/28	@ Amarillo	W, 20-6	Maikel Garcia	Nick Loftin	Tyler Gentry	Robbie Glendinning	John Rave	Seuly Matias	Sebastian Rivero	Jake Means	Tucker Bradley
6/29	@ Amarillo	W, 13-4	Maikel Garcia	Nick Loftin	Tyler Gentry	Robbie Glendinning	John Rave	Seuly Matias	Sebastian Rivero	Jake Means	Tucker Bradley
6/30	@ Amarillo	L, 5-4	Maikel Garcia	Nick Loftin	Tyler Gentry	Robbie Glendinning	Logan Porter	John Rave	Seuly Matias	Jake Means	Tyler Cropley
7/1	@ Amarillo	L, 11-10	Maikel Garcia	Nick Loftin	Tyler Gentry	Robbie Glendinning	Logan Porter	John Rave	Sebastian Rivero	Jake Means	Tucker Bradley
7/2	@ Amarillo	L, 13-12	Maikel Garcia	Nick Loftin	Tyler Gentry	Robbie Glendinning	Logan Porter	Seuly Matias	Jake Means	Tyler Cropley	Brhet Bewley
7/3	@ Amarillo	W, 10-4	Nick Loftin	Tucker Bradley	Tyler Gentry	Robbie Glendinning	John Rave	Seuly Matias	Sebastian Rivero	Jake Means	Ryan Grotjahn
7/4	TULSA	W, 7-6 (10)	Maikel Garcia	Nick Loftin	Logan Porter	Robbie Glendinning	John Rave	Seuly Matias	Tucker Bradley	Jake Means	Tyler Cropley
7/6	TULSA	L, 3-0	Maikel Garcia	Nick Loftin	Logan Porter	Robbie Glendinning	John Rave	Seuly Matias	Tucker Bradley	Sebastian Rivero	Jake Means
7/7	TULSA	L, 3-2	Maikel Garcia	Nick Loftin	Tyler Gentry	Robbie Glendinning	Logan Porter	Seuly Matias	Jake Means	Tyler Cropley	Brhet Bewley
7/8	TULSA	W, 3-2	Tucker Bradley	Nick Loftin	Tyler Gentry	Robbie Glendinning	John Rave	Seuly Matias	Sebastian Rivero	Brhet Bewley	Ryan Grotjahn
7/10	TULSA	L, 6-3	Maikel Garcia	Tucker Bradley	Nick Loftin	Tyler Gentry	Robbie Glendinning	John Rave	Seuly Matias	Jake Means	Tyler Cropley
7/12	@ Corpus Christi	L, 8-3	Tucker Bradley	Nick Loftin	Tyler Gentry	Robbie Glendinning	Logan Porter	Seuly Matias	Jake Means	Brhet Bewley	Morgan McCulloch
7/13	@ Corpus Christi	L, 10-3	Tucker Bradley	Nick Loftin	Tyler Gentry	Robbie Glendinning	CJ Alexander	Logan Porter	Seuly Matias	Jake Means	Morgan McCulloch
7/14	@ Corpus Christi	L, 16-3	Tucker Bradley	Nick Loftin	Tyler Gentry	Robbie Glendinning	CJ Alexander	Seuly Matias	Jake Means	Gavin Stupienski	Morgan McCulloch
7/15	@ Corpus Christi	W, 9-5	Nick Loftin	Tyler Gentry	Robbie Glendinning	Logan Porter	CJ Alexander	Seuly Matias	Jake Means	Brhet Bewley	Morgan McCulloch
7/16	@ Corpus Christi	L, 12-7	Tucker Bradley	Nick Loftin	Tyler Gentry	Robbie Glendinning	Logan Porter	CJ Alexander	Jake Means	Brhet Bewley	Morgan McCulloch
7/17	@ Corpus Christi	W, 16-7	Tucker Bradley	Nick Loftin	Tyler Gentry	Robbie Glendinning	Logan Porter	CJ Alexander	Jake Means	Brhet Bewley	Morgan McCulloch
7/22	SPRINGFIELD	L, 11-4	Maikel Garcia	Tucker Bradley	Nick Loftin	Tyler Gentry	Robbie Glendinning	Logan Porter	Seuly Matias	Sebastian Rivero	John Rave
7/23	SPRINGFIELD	L, 7-4	Maikel Garcia	Tucker Bradley	Nick Loftin	Tyler Gentry	Robbie Glendinning	Logan Porter	Seuly Matias	Sebastian Rivero	John Rave
7/24	SPRINGFIELD	L, 11-4	Maikel Garcia	Tucker Bradley	Nick Loftin	Tyler Gentry	Robbie Glendinning	Logan Porter	Jake Means	Tyler Cropley	Brhet Bewley
7/26	@ Wichita	L, 9-3	Maikel Garcia	Tucker Bradley	Nick Loftin	Tyler Gentry	John Rave	Robbie Glendinning	CJ Alexander	Logan Porter	Sebastian Rivero
7/27	@ Wichita	W, 5-0	Tucker Bradley	Nick Loftin	Tyler Gentry	Robbie Glendinning	CJ Alexander	Seuly Matias	John Rave	Jake Means	Sebastian Rivero
7/28	@ Wichita	L, 10-2	Tucker Bradley	Nick Loftin	Tyler Gentry	Robbie Glendinning	John Rave	Seuly Matias	CJ Alexander	Jake Means	Tyler Cropley
7/29	@ Wichita	W, 3-2	Tucker Bradley	Nick Loftin	Tyler Gentry	Robbie Glendinning	John Rave	Seuly Matias	CJ Alexander	Sebastian Rivero	Jake Means
7/30	@ Wichita	L, 11-3	Tucker Bradley	Nick Loftin	Tyler Gentry	Robbie Glendinning	Logan Porter	Seuly Matias	Sebastian Rivero	Jake Means	Brhet Bewley
7/31	@ Wichita	L, 5-3	Tucker Bradley	Nick Loftin	Tyler Gentry	Robbie Glendinning	John Rave	Logan Porter	CJ Alexander	Seuly Matias	Tyler Cropley
8/2	TULSA	W, 9-5	Tucker Bradley	Nick Loftin	Tyler Gentry	Robbie Glendinning	John Rave	Logan Porter	Seuly Matias	Jake Means	Tyler Cropley
8/3	TULSA	W, 4-4	Tucker Bradley	Nick Loftin	Tyler Gentry	Robbie Glendinning	John Rave	Logan Porter	CJ Alexander	Seuly Matias	Jake Means
8/4	TULSA	W, 12-9	Tucker Bradley	Nick Loftin	Tyler Gentry	Robbie Glendinning	John Rave	Seuly Matias	CJ Alexander	Jake Means	Morgan McCulloch
8/5	TULSA	L, 12-9	Tucker Bradley	Nick Loftin	Tyler Gentry	Robbie Glendinning	Logan Porter	Seuly Matias	CJ Alexander	Brhet Bewley	Morgan McCulloch
8/6	TULSA	L, 9-2	Tucker Bradley								





**LF**

Tucker Bradley, 74 (32-42)  
John Rave, 18 (9-9)  
Tyler Gentry, 13 (3-10)  
Ryan Grotjohn, 4 (1-3)  
Nate Eaton, 3 (2-1)  
Nick Loftin, 2 (2-0)

**CF**

Nick Loftin, 53 (20-33)  
John Rave, 49 (22-27)  
Diego Hernández, 8 (4-4)  
Parker Bates, 2 (1-1)  
Ryan Grotjohn, 1 (1-0)  
Tucker Bradley, 1 (0-1)

**RF**

Seuly Matias, 60 (25-35)  
Tyler Gentry, 25 (10-15)  
John Rave, 12 (3-9)  
Nate Eaton, 7 (3-4)  
Tucker Bradley, 5 (3-2)  
Ryan Grotjohn, 2 (2-0)  
Diego Hernández, 2 (1-1)  
Parker Bates, 1 (0-1)

**SS**

Maikel Garcia, 77 (31-46)  
Morgan McCullough, 11 (4-7)  
Angelo Castellano, 9 (2-7)  
Nick Loftin, 6 (4-2)  
Jake Means, 5 (3-2)  
Ryan Grotjohn, 4 (2-2)  
Nate Eaton, 1 (1-0)  
Jeison Guzmán, 1 (1-0)

**2B**

Michael Massey, 46 (25-21)  
Brhet Bewley, 20 (6-14)  
Nick Loftin, 19 (7-12)  
Robbie Glendinning, 14 (5-9)  
Morgan McCullough, 5 (3-2)  
Jake Means, 5 (2-3)  
Ryan Grotjohn, 5 (0-5)

**3B**

Jake Means, 56 (22-34)  
Nate Eaton, 23 (10-13)  
CJ Alexander, 10 (2-8)  
Robbie Glendinning, 9 (5-4)  
Logan Porter, 6 (3-3)  
Brhet Bewley, 4 (4-0)  
Nick Loftin, 3 (1-2)  
Morgan McCullough, 2 (0-2)  
Ryan Grotjohn, 1 (1-0)

**SP**

Anthony Veneziano, 20 (9-11)  
Alec Marsh, 20 (4-16)  
Dante Biasi, 15 (9-6)  
Ángel Zerpa, 13 (5-8)  
Drew Parrish, 10 (5-5)  
Andrew Hoffmann, 6 (2-4)  
Noah Murdock, 6 (1-5)  
Jon Bowlan, 5 (2-3)  
T.J. Sikkema, 4 (2-2)  
Will Klein, 3 (2-1)  
Asa Lacy, 3 (2-1)  
Marcelo Martinez, 3 (2-1)  
Zack Phillips, 3 (2-1)  
Zach Haake, 1 (1-0)  
Walter Pennington, 1 (0-1)

**1B**

Robbie Glendinning, 60 (26-34)  
Logan Porter, 20 (6-14)  
Jake Means, 18 (10-8)  
CJ Alexander, 16 (6-10)

**DH**

Seuly Matias, 23 (9-14)  
Logan Porter, 14 (4-10)  
Tucker Bradley, 13 (6-7)  
Robbie Glendinning, 13 (5-8)  
Tyler Gentry, 13 (4-9)  
John Rave, 8 (6-2)  
Michael Massey, 8 (2-6)  
Nick Loftin, 6 (5-1)  
Brhet Bewley, 6 (1-5)  
CJ Alexander, 3 (1-2)  
Nate Eaton, 2 (2-0)  
Jake Means, 2 (2-0)  
Ryan Grotjohn, 2 (1-1)  
Sebastian Rivero, 1 (0-1)

**C**

Sebastian Rivero, 40 (16-24)  
Logan Porter, 35 (19-16)  
Tyler Copley, 21 (4-17)  
Gavin Stupienski, 10 (5-5)  
Luca Tresh, 8 (4-4)

1	2	3	4	5	6	7	8	9
Maikel Garcia, 76 (30-46) Tucker Bradley, 31 (15-16) Nick Loftin, 6 (4-2) Diego Hernández, 1 (1-0)	Nick Loftin, 77 (35-42) Tucker Bradley, 12 (3-9) Diego Hernández, 9 (5-4) John Rave, 5 (1-4) Tyler Gentry, 4 (1-3) Brhet Bewley, 3 (1-2) Nate Eaton, 2 (1-1) Maikel Garcia, 1 (1-0) Angelo Castellano, 1 (0-1)	Michael Massey, 54 (27-27) Tyler Gentry, 37 (15-22) Logan Porter, 8 (3-5) Nick Loftin, 5 (0-5) Robbie Glendinning, 4 (2-2) John Rave, 4 (1-3) CJ Alexander, 2 (0-2)	Robbie Glendinning, 41 (20-21) Seuly Matias, 32 (14-18) Logan Porter, 18 (8-10) CJ Alexander, 10 (4-6) Tyler Gentry, 7 (0-7) John Rave, 4 (2-2) Jake Means, 2 (0-2)	John Rave, 34 (19-15) Robbie Glendinning, 20 (9-11) Nate Eaton, 19 (7-12) Logan Porter, 15 (4-11) Sebastian Rivero, 9 (4-5) CJ Alexander, 5 (2-3) Tyler Gentry, 3 (1-2) Seuly Matias, 3 (1-2) Brhet Bewley, 2 (0-2) Tucker Bradley, 1 (1-0) Luca Tresh, 1 (1-0) Nick Loftin, 1 (0-1) Jake Means, 1 (0-1)	Seuly Matias, 33 (14-19) John Rave, 24 (10-14) Robbie Glendinning, 13 (4-9) Sebastian Rivero, 12 (5-7) Nate Eaton, 9 (6-3) Logan Porter, 8 (5-3) Jake Means, 4 (2-2) CJ Alexander, 4 (1-3) Luca Tresh, 2 (0-2) Brhet Bewley, 1 (1-0) Jeison Guzmán, 1 (1-0) Tucker Bradley, 1 (0-1) Ryan Grotjohn, 1 (0-1) Gavin Stupienski, 1 (0-1)	Robbie Glendinning, 16 (6-10) Jake Means, 16 (6-10) Logan Porter, 15 (6-9) Seuly Matias, 13 (4-9) Sebastian Rivero, 10 (3-7) CJ Alexander, 7 (2-5) Ryan Grotjohn, 7 (1-6) Gavin Stupienski, 6 (4-2) Nate Eaton, 5 (4-1) Luca Tresh, 5 (3-2) John Rave, 4 (3-1) Tucker Bradley, 4 (2-2) Brhet Bewley, 3 (2-1) Tyler Copley, 3 (2-1)	Jake Means, 56 (26-30) Brhet Bewley, 12 (6-6) Logan Porter, 11 (6-5) Tyler Copley, 10 (1-9) Sebastian Rivero, 8 (4-4) Morgan McCullough, 5 (0-5) Robbie Glendinning, 3 (1-2) Ryan Grotjohn, 3 (1-2) Gavin Stupienski, 3 (1-2) Seuly Matias, 2 (1-1) Angelo Castellano, 1 (0-0)	Tucker Bradley, 44 (21-23) Morgan McCullough, 12 (6-6) John Rave, 12 (4-8) Brhet Bewley, 9 (1-8) Ryan Grotjohn, 8 (5-3) Angelo Castellano, 8 (2-6) Tyler Copley, 8 (1-7) Jake Means, 7 (5-2) Parker Bates, 3 (2-1) Sebastian Rivero, 2 (1-1) Nate Eaton, 1 (0-1)



PLAYER	GS	POSITION										BATTING ORDER																			
		C	1B	2B	3B	SS	LF	CF	RF	OF	DH	1ST	2ND	3RD	4TH	5TH	6TH	7TH	8TH	9TH											
Robbie Glendinning	97		61	14	9																13				4	41	20	13	16	3	
Tucker Bradley	93						74	1	5	80												31	12					1	1	4	44
Nick Loftin	89			19	3	6	2	53			55	6		6	77	5		1													
John Rave	87					18	49	12	79			8		5	4	4	34	24	4												12
Jake Means	86		18	5	56	5										2	1	4	16	56	7										
Seuly Matias	83												60	60	23											32	3	33	13	2	
Maikel Garcia	77					77																76	1								
Logan Porter	75	35	20		6																				8	18	15	8	15	11	
Michael Massey	54			46																						54					
Tyler Gentry	51						13		25	38	13														4	37	7	3			
Sebastian Rivero	41	40																	9	12	10	8	2								
Nate Eaton	36				23	1	3		7	10	2					2			19	9	5		1								
Brhet Bewley	30			20	4							6				3			2	1	3	12	9								
CJ Alexander	28		15		10							3				2	10	5	4	7											
Tyler Cropley	21	21																										3	10	8	
Ryan Grotjohn	19			5	1	4	4	1	2	7	2																1	7	3	8	
Morgan McCullough	17			5	2	10																							5	12	
Gavin Stupienski	10	10																										1	6	3	
Angelo Castellano	10				10											1													1	8	
Diego Hernández	10								8	2	10					1	9														
Luca Tresh	8	8																									1	2	5		
Parker Bates	3								2	1	3																			3	
Jeison Guzmán	1					1																								1	

**OUTFIELD ASSISTS (30)**

TUCKER BRADLEY (7)	LF	6
	RF	1
NATE EATON (4)	LF	1
	RF	3
TYLER GENTRY (7)	LF	3
	RF	4
NICK LOFTIN (4)	CF	4
SEULY MATIAS (4)	RF	4
JOHN RAVE (4)	CF	4

**# OF LINEUP COMBOS**

114 games, 113 unique lineup combinations used

**MOST USED LINEUP (2x)**

	PLAYER	Pos.
1	Tucker Bradley	LF
2	Nick Loftin	CF
3	Tyler Gentry	RF
4	Robbie Glendinning	1B
5	Logan Porter	C
6	CJ Alexander	3B
7	Jake Means	2B
8	Brhet Bewley	DH
9	Morgan McCullough	SS

**NATURALS POSITION PRODUCTION**

	AVG	AB	H	TB	2B	3B	HR	RBI	BB	SO	OBP	SLG	OPS	SAC	SF	HBP	GIDP
C	.254	410	104	180	31	0	15	66	53	110	.355	.439	.794	1	3	13	7
1B	.268	425	114	199	25	0	20	88	55	146	.357	.468	.825	0	6	7	8
2B	.253	430	109	180	23	0	16	70	60	128	.345	.419	.764	3	9	5	8
3B	.220	418	92	150	25	3	9	61	57	125	.322	.359	.681	1	3	7	12
SS	.273	458	125	172	30	1	5	40	62	104	.360	.376	.736	4	3	2	8
LF	.283	431	122	180	24	2	10	57	62	98	.374	.418	.792	4	6	4	7
CF	.260	447	116	178	20	3	12	61	57	105	.348	.398	.746	6	5	6	12
RF	.272	430	117	225	18	3	28	97	50	133	.359	.523	.882	2	9	13	4
DH	.251	419	105	184	14	1	21	68	61	123	.352	.439	.791	2	6	8	2

**NATURALS LINEUP PRODUCTION**

	AVG	AB	H	TB	2B	3B	HR	RBI	BB	SO	OBP	SLG	OPS	SAC	SF	HBP	GIDP
1st	.292	483	141	208	38	1	9	51	65	98	.375	.431	.806	5	3	1	11
2nd	.272	464	126	184	20	1	12	59	59	82	.355	.397	.752	7	7	5	9
3rd	.294	452	133	221	25	0	21	97	59	116	.379	.489	.868	1	11	9	7
4th	.264	440	116	205	21	1	22	87	57	160	.355	.466	.821	0	7	9	10
5th	.223	431	96	174	20	2	18	74	55	111	.320	.404	.724	0	7	10	4
6th	.263	415	109	197	19	3	21	76	61	139	.365	.475	.840	2	4	8	6
7th	.262	413	108	180	23	2	15	67	50	132	.353	.436	.789	1	6	12	4
8th	.211	403	85	133	24	0	8	46	58	136	.320	.330	.650	2	1	7	10
9th	.241	390	94	151	21	3	10	55	54	108	.335	.387	.722	5	6	4	7



Table with columns: GM #, APRIL, OPPONENT, SCORE, RECORD, Pos./G+/-, WIN, LOSS, SAVE, TEMP., 1ST PITCH, TIME, ATT., HOME ATT., NATURALS (R, H, E, LO), OPPONENT (R, H, E, LO). Rows 1-20.

APRIL Hitting Results: .261/.357/.422 (180-for-690), 37 2B, 22 HR, 126 R, 97 BB, 32 SB // APRIL Pitching Results: 9-11, 5.98 ERA (119 ER in 179.0 IP), 3/5 SV, 194 H, 25 HR, 87 BB, 158 K, .276 AVG

Table with columns: GM #, MAY, OPPONENT, SCORE, RECORD, Pos./G+/-, WIN, LOSS, SAVE, TEMP., 1ST PITCH, TIME, ATT., HOME ATT., NATURALS (R, H, E, LO), OPPONENT (R, H, E, LO). Rows 21-45.

MAY Hitting Results: .286/.354/.456 (255-for-892), 53 2B, 29 HR, 160 R, 94 BB, 31 SB // MAY Pitching Results: 13-12, 4.43 ERA (108 ER in 219.1 IP), 3/6 SV, 197 H, 25 HR, 123 BB, 249 K, .239 AVG

Table with columns: GM #, JUNE, OPPONENT, SCORE, RECORD, Pos./G+/-, WIN, LOSS, SAVE, TEMP., 1ST PITCH, TIME, ATT., HOME ATT., NATURALS (R, H, E, LO), OPPONENT (R, H, E, LO). Rows 46-68.

1ST HALF Hitting Results: .259/.346/.765 (603-for-2,426), 126 2B, 75 HR, 397 R, 284 BB, 92 SB // 1ST HALF Pitching Results: 31-37, 5.50 ERA (367 ER in 600.1 IP), 8/15 SV, 604 H, 81 HR, 333 BB, 621 K, .261 AVG





GM #	JUNE	OPPONENT	SCORE	RECORD	Pos./G+/-	WIN	LOSS	SAVE	TEMP.	1ST PITCH	TIME	ATT.	HOME ATT.	NATURALS				OPPONENT			
														R	H	E	LO	R	H	E	LO
69	6/28	@ Amarillo	W, 20-6	1-0, 32-37	T-1st/+1.0	Z. Phillips (2-2)	D. Olivero (0-6)	-	87°	7:07 PM	3:03	5,222		20	17	1	5	6	10	1	11
70	6/29	@ Amarillo	L, 10-4	1-1, 32-38	T-2nd/-1.0	B. Pfaadt (5-4)	A. Marsh (1-7)	-	92°	7:06 PM	2:38	4,784		4	7	2	5	10	12	0	8
71	6/30	@ Amarillo	L, 5-4	1-2, 32-39	T-3rd/-1.0	B. Rogers (3-1)	Y. Del Rosario (4-3)	-	97°	7:06 PM	2:30	5,406		4	5	2	6	5	7	0	3

**JUNE Hitting Results:** .232/.335/.407 (197-for-848), 43 2B, 35 HR, 139 R, 112 BB, 32 SB // **JUNE Pitching Results:** 10-16, 6.17 ERA (156 ER in 227.2 IP), 2/4 SV, 242 H, 33 HR, 136 BB, 248 K, .270 AVG

GM #	JULY	OPPONENT	SCORE	RECORD	Pos./G+/-	WIN	LOSS	SAVE	TEMP.	1ST PITCH	TIME	ATT.	HOME ATT.	NATURALS				OPPONENT			
														R	H	E	LO	R	H	E	LO
72	7/1	@ Amarillo	L, 11-10	1-3, 32-40	5th/-1.0	B. Teller (1-0)	N. Murdock (0-3)	T. Tice (1)	95°	7:05 PM	2:41	6,943		10	10	1	6	11	14	0	8
73	7/2	@ Amarillo	L, 13-12	1-4, 32-41	5th/-2.0	J. Bain (5-1)	N. Webb (0-1)	-	83°	7:05 PM	3:10	7,105		12	14	1	10	13	10	2	8
74	7/3	@ Amarillo	W, 10-4	2-4, 33-41	T-4th/-2.0	Y. Del Rosario (5-3)	B. Larsen (0-1)	-	95°	6:07 PM	2:54	7,481		10	11	1	5	4	7	0	9
75	7/4	TULSA	W, 7-6 (10)	3-4, 34-41	T-3rd/-2.0	E. Skoglund (1-0)	G. Zuniga (1-2)	-	91°	6:35 PM	3:06	5,784	128,061	7	11	0	9	6	14	0	9
76	7/6	TULSA	W, 12-4	4-4, 35-41	T-2nd/-1.0	A. Zerpa (2-5)	K. Hurt (0-1)	-	95°	7:04 PM	2:47	1,884	129,945	12	15	1	9	4	9	1	8
77	7/7	TULSA	L, 3-0	4-5, 35-42	T-2nd/-2.0	G. Stone (5-2)	D. Biasi (4-2)	J. Leasure (2)	96°	7:04 PM	2:36	2,810	132,755	0	5	0	11	3	9	1	13
78	7/8	TULSA	L, 3-2	4-6, 35-43	T-4th/-2.0	J. Rooney (4-2)	N. Murdock (0-4)	G. Varland (1)	92°	7:05 PM	2:33	3,681	136,436	2	6	2	8	3	9	1	11
79	7/9	TULSA	W, 6-3	5-6, 36-43	T-2nd/-2.0	Z. Haake (1-0)	K. Malisheski (0-1)	Á. Sotillet (3)	88°	6:03 PM	2:47	3,453	139,889	6	9	1	10	3	7	3	8
80	7/10	TULSA	L, 6-3	5-7, 36-44	T-3rd/-2.0	B. Miller (4-3)	A. Marsh (1-8)	K. Curtis (1)	87°	2:04 PM	2:43	1,849	141,738	3	5	0	9	6	11	2	10
81	7/12	@ Corpus Christi	L, 8-3	5-8, 36-45	T-4th/-2.0	A. Chaidze (3-1)	D. Biasi (4-3)	-	90°	6:37 PM	2:46	3,183		3	6	0	7	8	11	1	11
82	7/13	@ Corpus Christi	L, 10-3	5-9, 36-46	T-4th/-3.0	C. Deason (1-3)	A. Hoffmann (0-1)	-	87°	6:37 PM	2:41	3,184		3	8	0	9	10	13	2	7
83	7/14	@ Corpus Christi	L, 16-3	5-10, 36-47	T-4th/-4.0	M. Ruppenthal (4-0)	A. Veneziano (4-6)	-	89°	6:37 PM	2:44	4,589		3	7	3	6	16	18	0	7
84	7/15	@ Corpus Christi	W, 9-5	6-10, 37-47	T-4th/-3.0	E. Skoglund (2-0)	F. Garcia (0-1)	Á. Sotillet (3)	84°	7:07 PM	3:09	4,677		9	12	0	7	5	5	1	8
85	7/16	@ Corpus Christi	L, 12-7	6-11, 37-48	T-4th/-4.0	C. Casey (3-1)	N. Murdock (0-5)	-	88°	7:07 PM	2:56	4,952		7	11	0	5	12	16	2	11
86	7/17	@ Corpus Christi	W, 16-7	7-11, 38-48	T-3rd/-4.0	D. Biasi (5-3)	J. Bravo (3-3)	-	93°	5:07 PM	3:05	3,383		16	12	2	8	7	12	0	12
87	7/22	SPRINGFIELD	L, 11-4	7-12, 38-49	T-3rd/-5.0	K. Leahy (7-6)	A. Hoffmann (0-2)	L. Gragg (3)	92°	7:06 PM	2:47	4,684	146,422	4	9	2	8	11	11	1	8
88	7/23	SPRINGFIELD	L, 7-4	7-13, 38-50	T-4th/-5.0	C. Lunn (3-5)	A. Veneziano (4-7)	-	97°	6:05 PM	2:40	3,133	149,555	4	10	1	8	7	6	0	5
89	7/24	SPRINGFIELD	L, 11-4	7-14, 38-51	5th/-6.0	E. Escobar (7-5)	A. Marsh (1-9)	-	96°	2:06 PM	2:40	2,855	152,410	4	8	2	7	11	11	1	7
90	7/26	@ Wichita	L, 9-3	7-15, 38-52	5th/-6.0	C. Laweryson (2-0)	N. Murdock (0-6)	D. Bentley (1)	100°	7:09 PM	2:39	2,153		3	11	0	9	9	10	0	10
91	7/27	@ Wichita	W, 5-0	8-15, 39-52	5th/-5.0	D. Biasi (6-3)	C. Legumina (1-4)	-	90°	7:08 PM	2:57 (:05)	2,444		5	12	0	13	0	3	1	8
92	7/28	@ Wichita	L, 10-2	8-16, 39-53	5th/-6.0	S. Gipson-Long (3-4)	J. Bowlan (0-1)	-	85°	7:08 PM	2:36	3,594		2	5	0	3	10	10	0	10
93	7/29	@ Wichita	W, 3-2	9-16, 40-54	T-4th/-6.0	A. Veneziano (5-7)	L. Varland (7-4)	Y. Del Rosario (3)	76°	7:07 PM	2:37	3,874		3	11	2	9	2	8	2	11
94	7/30	@ Wichita	L, 11-3	9-17, 40-54	5th/-6.0	C. Laweryson (3-0)	A. Marsh (1-10)	-	73°	6:06 PM	2:37	4,093		3	3	4	6	11	14	0	7
95	7/31	@ Wichita	L, 5-3	9-18, 40-55	5th/-7.0	O. German (2-2)	N. Webb (0-2)	-	84°	1:09 PM	2:59	2,598		3	8	2	8	5	9	1	12

**JULY Hitting Results:** .267/.360/.425 (219-for-821), 52 2B, 24 HR, 134 R, 115 BB, 31 SB // **JULY Pitching Results:** 8-16, 6.78 ERA (156 ER in 207.0 IP), 3/4 SV, 247 H, 40 HR, 138 BB, 209 K, .294 AVG

GM #	AUGUST	OPPONENT	SCORE	RECORD	Pos./G+/-	WIN	LOSS	SAVE	TEMP.	1ST PITCH	TIME	ATT.	HOME ATT.	NATURALS				OPPONENT			
														R	H	E	LO	R	H	E	LO
96	8/2	TULSA	W, 9-5	10-18, 41-55	5th/-6.0	C. Chamberlain (2-0)	K. Curtis (2-4)	Y. Del Rosario (4)	92°	7:05 PM	2:32	2,409	151,964	9	13	0	7	5	10	3	7
97	8/3	TULSA	W, 6-5	11-18, 42-55	5th/-5.0	S. Woods Jr. (1-0)	B. Miller (5-5)	J. Dipoto (3)	92°	7:06 PM	2:41	1,893	153,857	6	9	0	10	4	6	3	5
98	8/4	TULSA	L, 23-8	11-19, 42-56	5th/-6.0	G. Varland (2-4)	Z. Haake (1-1)	-	85°	7:06 PM	3:45	3,118	156,975	7	8	2	11	23	21	2	5
99	8/5	TULSA	L, 12-9	11-20, 42-57	5th/-7.0	K. Curtis (3-4)	W. Pennington (4-3)	A. Avelino (1)	90°	7:05 PM	3:04	3,946	160,921	9	5	1	10	12	14	1	8
100	8/6	TULSA	L, 9-2	11-21, 42-58	5th/-8.0	L. Lockhart (1-0)	A. Marsh (1-11)	-	92°	6:05 PM	2:47	3,657	164,578	2	11	0	12	9	6	0	6
101	8/7	TULSA	W, 8-1	12-21, 43-58	5th/-8.0	A. Hoffmann (1-2)	J. Rooney (4-4)	-	88°	2:07 PM	2:42	3,256	167,834	8	11	2	9	1	4	1	8
102	8/9	@ Arkansas	L, 8-1	12-22, 43-59	5th/-9.0	E. Hancock (4-3)	T. Sikkema (0-1)	-	89°	6:34 PM	2:38 (:19)	3,216		1	6	1	8	8	8	3	8
103	8/10	@ Arkansas	W, 8-4	13-22, 44-59	5th/-8.0	A. Lacy (1-1)	S. Kolek (4-11)	-	84°	6:36 PM	3:04	3,555		8	11	1	9	4	6	1	10
104	8/11	@ Arkansas	L, 6-4	13-23, 44-60	5th/-9.0	T. Dollard (11-2)	A. Veneziano (5-8)	C. Kober (2)	89°	6:34 PM	2:30	3,436		4	4	1	1	6	10	1	12
105	8/12	@ Arkansas	L, 6-0	13-24, 44-61	5th/-10.0	P. Berroa (1-1)	D. Biasi (6-4)	-	91°	7:05 PM	2:31	7,024		0	0	1	3	6	7	0	9
106	8/13	@ Arkansas	L, 11-5	13-25, 44-62	5th/-11.0	B. Miller (1-1)	A. Hoffmann (1-3)	-	90°	7:05 PM	2:47	5,617		5	8	2	5	11	16	0	8
107	8/14	@ Arkansas	L, 5-0	13-26, 44-63	5th/-12.0	E. Hancock (5-3)	T. Sikkema (0-2)	-	93°	1:36 PM	2:26	3,123		0	5	1	7	5	10	1	8
108	8/16	SAN ANTONIO	L, 5-3	13-27, 44-64	5th/-13.0	B. Krauth (1-2)	J. Bowlan (0-2)	L. Bachar (3)	85°	7:07 PM	2:39	1,683	169,517	3	4	0	5	5	9	1	5
109	8/17	SAN ANTONIO	L, 20-15	13-28, 44-65	5th/-14.0	G. Gavin (1-0)	D. Biasi (6-5)	-	72°	7:07 PM	3:32	1,332	170,849	15	14	3	7	20	17	3	14
110	8/18	SAN ANTONIO	L, 8-5	13-29, 44-66	5th/-14.0	N. Vela (1-1)	A. Lacy (1-2)	F. Schlichtholz (2)	80°	7:06 PM	3:19	2,458	173,307	5	8	1	10	8	9	3	11
111	8/19	SAN ANTONIO	W, 9-5	14-29, 45-66	5th/-14.0	K. Kalich (1-0)	O. Hernandez (4-3)	-	83°	7:06 PM	3:11	4,526	177,833	9	11	3	13	8	9	0	8
112	8/20	SAN ANTONIO	W, 5-3 (10)	15-29, 46-66	5th/-14.0	J. Dipoto (2-0)	F. Schlichtholz (0-3)	-	88°	6:08 PM	3:25	3,897	181,730	5	8	0	11	3	10	0	14
113	8/21	SAN ANTONIO	W, 9-3	16-29, 47-66	5th/-14.0	E. Márquez (1-0)	B. Krauth (1-3)	-	80°	2:07 PM	2:29	2,602	184,332	9	11	0	8	3	10	0	9
114	8/23	SPRINGFIELD	W, 8-7	17-29, 48-66	5th/-13.0	S. Woods Jr. (2-0)	M. Brettell (5-2)	Y. Del Rosario (5)	82°	7:05 PM	2:49	2,253	186,585	8	10	3	9	7	15	1	10
115	8/24	SPRINGFIELD																			
116	8/25	SPRINGFIELD																			
117	8/26	SPRINGFIELD																			
118	8/27	SPRINGFIELD																			
119	8/28	SPRINGFIELD																			
120	8/30	@ Tulsa																			
121	8/31	@ Tulsa																			



DATE	OPPONENT	RESULT	IP	H	R	ER	BB	SO	2B	3B	HR	AVG	WHIP	WP	BK	HB	GDP	IBB	TBF	SV	ERA (SEASON)
4/8	@ Springfield	W, 11-8	9.0	8	8	8	9	6	3	0	2	(.229)	(1.89)	2	0	1	0	0	45	0	8.00
4/9	@ Springfield	L, 14-11	8.0	13	14	12	12	5	2	0	1	(.361)	(3.13)	1	0	0	0	0	48	0	10.59
4/10	@ Springfield	L, 10-5	8.0	12	10	10	3	0	3	0	3	(.333)	(1.88)	2	0	1	0	0	40	0	10.80
4/12	WICHITA	W, 8-6	9.0	6	6	6	5	13	0	0	0	(.171)	(1.22)	2	0	2	0	0	42	1	9.53
4/13	WICHITA	W, 8-5	9.0	7	5	5	3	15	2	0	2	(.212)	(1.11)	1	0	0	1	0	36	0	8.58
4/14	WICHITA	L, 7-1	9.0	7	7	7	5	9	3	1	1	(.206)	(1.33)	0	0	2	0	0	41	0	8.31
4/15	WICHITA	L, 4-2	9.0	9	4	4	6	4	1	1	1	(.265)	(1.67)	0	0	0	1	0	40	0	7.67
4/16	WICHITA	L, 6-5 (10)	10.0	16	6	4	2	9	0	0	0	(.372)	(1.80)	0	0	0	2	0	46	0	7.10
4/17	WICHITA	L, 5-1	9.0	7	5	4	3	8	1	0	2	(.206)	(1.11)	0	0	0	0	0	37	0	6.75
4/19	@ Frisco	L, 4-3	8.0	9	4	4	6	7	1	0	0	(.300)	(1.88)	1	0	0	1	0	38	0	6.55
4/20	@ Frisco	W, 7-2	9.0	4	2	1	4	6	1	0	1	(.133)	(0.89)	1	0	1	2	0	35	0	6.03
4/21	@ Frisco	L, 12-2	8.0	13	12	12	2	6	3	0	3	(.382)	(1.88)	0	0	2	1	0	39	0	6.60
4/22	@ Frisco	W, 11-2	9.0	8	2	2	2	4	9	0	0	(.235)	(1.33)	1	0	0	0	0	39	0	6.24
4/23	@ Frisco	W, 12-4	9.0	10	4	3	3	7	2	0	2	(.286)	(1.44)	0	0	0	0	0	39	0	6.00
4/24	@ Frisco	W, 4-3	9.0	6	3	3	3	9	3	0	1	(.194)	(1.00)	0	0	1	1	0	36	1	5.80
4/26	AMARILLO	L, 6-5 (11)	11.0	10	6	5	3	12	1	0	0	(.244)	(1.18)	2	0	0	1	1	45	0	5.66
4/27	AMARILLO	W, 12-6	9.0	11	6	6	2	6	2	0	1	(.297)	(1.44)	2	0	0	0	0	40	0	5.68
4/28	AMARILLO	L, 9-5	9.0	13	9	9	4	5	3	1	1	(.361)	(1.89)	0	1	0	2	1	40	0	5.87
4/29	AMARILLO	W, 8-7	9.0	15	7	7	6	11	2	0	0	(.395)	(2.33)	2	0	0	2	0	45	1	5.93
4/30	AMARILLO	L, 7-5	9.0	10	7	7	2	11	2	0	3	(.278)	(1.33)	0	0	1	1	0	39	0	5.98
5/1	AMARILLO	W, 9-5	9.0	11	5	5	2	8	3	0	2	(.324)	(1.44)	0	0	1	0	0	39	0	5.94
5/3	@ Springfield	L, 12-5	8.0	10	12	12	13	8	4	0	1	(.323)	(2.88)	0	0	2	3	0	46	0	6.24
5/4	@ Springfield	W, 13-3	9.0	6	3	3	2	9	0	0	1	(.188)	(0.89)	1	0	0	1	0	34	0	6.10
5/5	@ Springfield	W, 9-6	9.0	8	6	6	4	12	4	0	2	(.242)	(1.33)	0	0	0	1	0	37	1	6.10
5/6	@ Springfield	L, 2-1	8.0	7	2	2	5	16	2	0	0	(.226)	(1.50)	0	0	0	0	0	36	0	5.96
5/7	@ Springfield	W, 4-0	9.0	3	0	0	2	8	0	0	0	(.103)	(0.56)	1	0	0	0	0	31	0	5.73
5/8	@ Springfield	W, 9-5	9.0	6	5	3	7	5	1	0	1	(.188)	(1.44)	1	0	0	1	0	39	0	5.63
5/10	WICHITA	W, 7-4	9.0	7	4	4	9	9	2	0	2	(.212)	(1.78)	0	0	0	0	0	42	1	5.57
5/11	WICHITA	L, 4-3	9.0	8	4	4	6	9	2	1	1	(.242)	(1.56)	0	0	0	1	0	39	0	5.51
5/12	WICHITA	L, 10-4	9.0	11	10	10	8	16	3	0	2	(.297)	(2.11)	2	0	1	0	0	46	0	5.66
5/13	WICHITA	W, 7-0	9.0	5	0	0	0	12	1	0	0	(.161)	(0.56)	0	0	1	0	0	32	0	5.48
5/14	WICHITA	L, 7-6	9.0	10	7	6	6	11	2	0	2	(.278)	(1.78)	0	0	0	0	0	42	0	5.49
5/15	WICHITA	Cancelled/Rain																			
5/17	@ Arkansas	L, 7-6 (10)	9.2	10	7	7	5	9	3	0	1	(.278)	(1.55)	2	0	0	3	2	41	0	5.53
5/18	@ Arkansas	L, 5-4	8.0	7	5	3	4	8	1	0	2	(.226)	(1.38)	0	1	0	0	0	35	0	5.47
5/19	@ Arkansas	L, 5-0	8.0	8	5	5	4	13	0	2	1	(.250)	(1.50)	0	0	1	0	0	37	0	5.48
5/20	@ Arkansas	L, 2-1	8.0	4	2	0	4	10	0	0	0	(.143)	(1.00)	0	0	1	0	0	33	0	5.34
5/21	@ Arkansas	W, 11-4 (8)	7.0	5	4	4	7	8	2	0	0	(.208)	(1.71)	0	0	0	0	0	31	0	5.33
5/22	@ Arkansas	W, 10-5	9.0	8	5	4	5	7	1	0	1	(.229)	(1.44)	0	0	0	0	0	40	0	5.30
5/24	@ Midland	W, 8-5	9.0	12	5	5	3	10	7	0	0	(.308)	(1.67)	0	0	1	0	0	43	1	5.29
5/25	@ Midland	W, 11-3	9.0	10	3	3	4	14	4	1	0	(.270)	(1.56)	1	0	2	0	0	43	0	5.23
5/26	@ Midland	L, 2-1 (10)	9.2	3	2	1	3	7	0	0	0	(.097)	(0.62)	1	0	0	1	0	34	0	5.12
5/27	@ Midland	W, 14-6	9.0	7	6	4	11	7	2	0	0	(.219)	(2.00)	0	0	0	1	0	44	0	5.08
5/28	@ Midland	W, 9-7 (10)	10.0	10	7	7	5	9	3	0	3	(.256)	(1.50)	0	0	0	1	0	44	0	5.12
5/29	@ Midland	L, 3-1	8.0	11	3	3	1	9	2	1	1	(.344)	(1.50)	0	0	0	2	0	33	0	5.09
5/31	CORPUS CHRISTI	L, 8-7	9.0	11	8	7	3	15	3	1	2	(.297)	(1.56)	0	0	2	1	0	42	0	5.13
6/1	CORPUS CHRISTI	L, 6-2	9.0	11	6	6	5	6	2	1	2	(.306)	(1.78)	0	0	0	2	0	41	0	5.15
6/2	CORPUS CHRISTI	W, 8-2	9.0	2	2	2	10	10	0	0	0	(.071)	(1.33)	1	1	0	1	0	38	0	5.08
6/3	CORPUS CHRISTI	L, 5-4	9.0	9	5	5	4	12	4	0	1	(.250)	(1.44)	1	1	0	0	0	40	0	5.08
6/4	CORPUS CHRISTI	W, 6-5 (10)	10.0	7	5	4	6	18	1	0	0	(.200)	(1.30)	1	0	1	1	1	43	0	5.04
6/5	CORPUS CHRISTI	L, 17-4	9.0	16	17	16	16	11	1	0	2	(.390)	(3.56)	1	0	0	1	0	58	0	5.27
6/7	@ Tulsa	L, 5-2	8.0	9	5	5	1	10	1	1	3	(.273)	(1.25)	0	0	0	0	0	34	0	5.27
6/8	@ Tulsa	Postponed/Rain																			
6/9 G1	@ Tulsa	W, 5-3 (7)	7.0	5	3	3	4	8	1	0	1	(.192)	(1.29)	0	0	1	0	0	31	1	5.25
6/9 G2	@ Tulsa	W, 3-0 (7)	7.0	3	0	0	1	5	0	0	0	(.130)	(0.57)	0	0	2	1	0	26	0	5.17
6/10	@ Tulsa	W, 13-4	9.0	6	4	4	3	11	2	0	2	(.182)	(1.00)	2	0	0	0	0	36	0	5.15
6/11	@ Tulsa	L, 9-4	8.0	15	9	9	0	12	1	0	1	(.385)	(1.88)	0	0	0	0	0	39	0	5.23
6/12	@ Tulsa	W, 7-3	9.0	7	3	2	7	10	1	0	1	(.212)	(1.56)	1	0	0	2	0	40	1	5.17
6/14	ARKANSAS	W, 7-5	9.0	7	5	5	2	11	0	0	3	(.200)	(1.00)	0	0	1	1	0	38	0	5.17
6/15	ARKANSAS	L, 5-4	9.0	14	5	4	3	5	1	1	2	(.378)	(1.89)	0	0	1	0	0	42	0	5.15
6/16	ARKANSAS	L, 18-3	9.0	13	18	15	11	12	3	1	1	(.325)	(2.67)	0	0	3	1	0	56	0	5.32
6/17	ARKANSAS	L, 13-2	9.0	14	13	13	6	6	1	1	5	(.350)	(2.22)	0	0	0	0	0	46	0	5.45
6/18	ARKANSAS	W, 9-0	9.0	4	0	0	4	12	0	0	0	(.133)	(0.89)	0	1	0	1	0	34	0	5.36
6/19	ARKANSAS	W, 4-0	9.0	4	0	0	2	9	1	0	0	(.133)	(0.67)	0	0	0	1	0	32	0	5.27
6/21	SPRINGFIELD	L, 5-3	9.0	6	5	3	6	6	1	0	1	(.207)	(1.33)	0	0	0	2	0	38	0	5.23
6/22	SPRINGFIELD	L, 9-6	9.0	11	9	9	9	8	2	0	1	(.314)	(2.22)	0	1	2	2	0	47	0	5.28
6/23	SPRINGFIELD	L, 11-2	9.0	12	11	8	5	9	2	1	1	(.293)	(1.89)	0	0	2	0	0	48	0	5.34
6/24	SPRINGFIELD	L, 7-1	9.0	12	7	6	5	8	6	0	1	(.333)	(1.89)	1	0	0	2	0	41	0	5.25
6/25	SPRINGFIELD	L, 13-10	9.0	17	13	13	5	5	2	0	3	(.425)	(2.44)	0	1	1	3	0	47	0	5.46
6/26	SPRINGFIELD	L, 8-2	9.0	9	8	8	8	10	2	0	0	(.257)	(1.89)	1	0	1	0	0	45	0	5.50





DATE	OPPONENT	RESULT	AB	R	H	RBI	2B	3B	HR	TB	BB	SO	IBB	SB	CS	HBP	SAC	SF	GIDP	LOB	AVG (SEASON)
4/8	@ Springfield	W, 11-8	40	11	12	9	2	0	0	14	8	8	0	3	0	0	0	2	2	10	.300
4/9	@ Springfield	L, 14-11	39	11	15	9	2	0	0	17	7	8	0	0	1	0	0	2	1	10	.342
4/10	@ Springfield	L, 10-5	30	5	7	5	2	0	1	12	5	8	0	0	0	1	0	2	3	6	.312
4/12	WICHITA	W, 8-6	34	8	8	6	2	1	0	12	4	7	0	3	0	0	0	1	6		.294
4/13	WICHITA	W, 8-5	32	8	12	7	3	1	0	17	5	8	0	0	0	0	1	1	0	7	.309
4/14	WICHITA	L, 7-1	32	1	5	1	1	0	0	6	2	15	0	1	0	1	0	0	0	7	.285
4/15	WICHITA	L, 4-2	32	2	5	1	1	1	0	8	3	5	0	0	1	0	0	0	0	6	.268
4/16	WICHITA	L, 6-5 (10)	35	5	6	5	0	0	0	6	9	12	1	2	0	1	0	1	0	12	.255
4/17	WICHITA	L, 5-1	35	1	10	1	0	0	0	10	2	9	0	4	0	0	0	0	1	9	.259
4/19	@ Frisco	L, 4-3	29	3	2	3	0	0	1	5	6	6	0	2	0	1	1	0	0	7	.243
4/20	@ Frisco	W, 7-2	35	7	10	7	1	0	3	20	6	11	0	1	0	0	0	0	1	7	.247
4/21	@ Frisco	L, 12-2	27	2	2	2	0	0	2	8	9	12	0	4	0	0	0	2	7		.235
4/22	@ Frisco	W, 11-2	35	11	8	10	3	0	2	17	6	9	0	0	0	1	0	0	0	4	.234
4/23	@ Frisco	W, 12-4	41	12	12	11	4	0	3	25	5	11	0	2	0	0	0	0	0	7	.239
4/24	@ Frisco	W, 4-3	36	4	9	2	1	0	1	13	4	9	0	3	1	0	0	0	0	9	.240
4/26	AMARILLO	L, 6-5 (11)	39	5	9	5	3	0	1	15	3	9	0	0	0	1	1	1	0	9	.240
4/27	AMARILLO	W, 12-6	37	12	15	11	3	0	3	27	3	9	0	1	0	3	0	2	0	9	.250
4/28	AMARILLO	L, 9-5	31	5	8	4	1	0	1	12	5	9	0	4	1	1	1	0	1	6	.250
4/29	AMARILLO	W, 8-7	36	8	17	8	5	1	1	27	4	8	0	1	1	1	0	0	2	9	.263
4/30	AMARILLO	L, 7-5	35	5	8	5	3	0	3	20	1	10	0	1	0	0	0	0	0	4	.261
5/1	AMARILLO	W, 9-5	34	9	12	8	2	0	3	23	3	9	0	2	0	1	1	1	0	7	.265
5/3	@ Springfield	L, 12-5	36	5	8	5	2	1	0	12	2	9	0	0	0	0	0	1	0	7	.263
5/4	@ Springfield	W, 13-3	40	13	15	13	5	0	1	23	9	11	0	0	1	1	0	0	1	1	.269
5/5	@ Springfield	W, 9-6	43	9	17	9	1	1	4	32	3	7	0	2	0	0	1	1	0	12	.275
5/6	@ Springfield	L, 2-1	28	1	4	1	0	0	0	4	1	10	0	0	2	0	0	1	0	2	.271
5/7	@ Springfield	W, 4-0	33	4	9	4	1	1	0	12	3	8	0	2	1	0	0	0	1	5	.271
5/8	@ Springfield	W, 9-5	37	9	13	8	2	0	2	21	4	3	1	0	0	0	1	2	1	8	.274
5/10	WICHITA	W, 7-4	30	7	11	7	2	0	2	19	3	7	0	1	1	1	1	1	1	5	.277
5/11	WICHITA	L, 4-3	36	3	8	3	0	0	1	11	3	10	0	2	0	0	0	0	1	9	.275
5/12	WICHITA	L, 10-4	35	4	8	4	3	0	1	14	0	10	0	0	0	0	0	0	0	4	.274
5/13	WICHITA	W, 7-0	32	7	8	7	1	0	2	15	2	9	0	5	0	0	0	0	0	3	.273
5/14	WICHITA	L, 7-6	39	6	11	5	4	0	1	18	4	13	0	1	0	0	0	0	0	10	.273
5/15	WICHITA	Cancelled/Rain																			
5/17	@ Arkansas	L, 7-6 (10)	40	6	12	6	4	0	0	16	5	8	0	0	1	0	0	0	2	10	.274
5/18	@ Arkansas	L, 5-4	32	4	5	2	1	0	0	6	3	10	0	2	0	0	1	0	0	5	.271
5/19	@ Arkansas	L, 5-0	31	0	3	0	0	0	0	3	1	10	0	1	0	2	0	0	3	7	.266
5/20	@ Arkansas	L, 2-1	30	1	4	1	0	0	0	4	3	9	0	1	0	0	0	1	0	6	.263
5/21	@ Arkansas	W, 11-4 (8)	33	11	12	11	1	0	1	16	6	5	0	5	0	2	1	2	0	10	.266
5/22	@ Arkansas	W, 10-5	37	10	11	10	2	1	2	21	4	10	0	1	0	1	1	0	2	6	.267
5/24	@ Midland	W, 8-5	36	8	10	8	2	0	2	18	4	9	0	1	0	0	0	0	1	5	.267
5/25	@ Midland	W, 11-3	40	11	16	10	3	1	2	27	5	6	0	1	0	0	0	2	2	9	.271
5/26	@ Midland	L, 2-1 (10)	36	1	8	1	2	0	0	10	3	11	1	0	0	1	0	1	1	11	.269
5/27	@ Midland	W, 14-6	45	14	17	12	5	0	1	25	8	5	0	2	0	0	0	0	1	12	.272
5/28	@ Midland	W, 9-7 (10)	43	9	15	8	5	1	2	28	5	12	1	0	0	0	1	0	0	11	.274
5/29	@ Midland	L, 3-1	31	1	6	1	2	0	1	11	4	7	0	1	0	0	0	0	1	7	.273
5/31	CORPUS CHRISTI	L, 8-7	35	7	12	7	3	0	1	18	6	14	0	1	1	0	0	2	0	9	.274
6/1	CORPUS CHRISTI	L, 6-2	32	2	7	2	4	0	0	11	4	8	0	0	0	0	0	1	1	8	.273
6/2	CORPUS CHRISTI	W, 8-2	31	8	9	6	1	0	0	10	7	11	0	4	0	0	0	0	3	6	.274
6/3	CORPUS CHRISTI	L, 5-4	34	4	7	4	1	0	2	14	3	15	0	0	0	1	0	0	0	7	.272
6/4	CORPUS CHRISTI	W, 6-5 (10)	33	6	4	5	0	0	2	10	7	13	0	1	0	1	1	0	0	8	.269
6/5	CORPUS CHRISTI	L, 17-4	33	4	7	4	1	0	2	14	2	14	0	0	0	0	0	0	0	4	.268
6/7	@ Tulsa	L, 5-2	33	2	6	2	1	0	1	10	3	17	0	0	0	1	0	0	0	8	.267
6/8	@ Tulsa	Postponed/Rain																			
6/9 G1	@ Tulsa	W, 5-3 (7)	26	5	6	4	1	0	2	13	1	7	0	4	1	1	0	0	0	2	.267
6/9 G2	@ Tulsa	W, 3-0 (7)	26	3	5	2	2	0	0	7	4	10	0	1	0	0	0	0	0	6	.266
6/10	@ Tulsa	W, 13-4	34	13	11	13	0	0	3	20	9	8	0	5	2	3	0	1	1	7	.267
6/11	@ Tulsa	L, 9-4	36	4	8	4	1	0	1	12	3	9	0	0	0	0	0	0	1	8	.266
6/12	@ Tulsa	W, 7-3	38	7	11	7	3	0	0	14	4	13	0	1	0	0	0	1	0	9	.266
6/14	ARKANSAS	W, 7-5	30	7	7	6	1	0	1	11	4	6	0	3	0	1	0	0	0	4	.266
6/15	ARKANSAS	L, 5-4	36	4	11	4	5	0	0	16	2	8	0	0	0	1	0	2	0	10	.266
6/16	ARKANSAS	L, 18-3	34	3	7	3	2	0	1	12	3	6	0	0	0	0	0	0	0	7	.265
6/17	ARKANSAS	L, 13-2	31	2	4	2	3	0	1	10	3	6	0	0	0	0	0	0	0	5	.263
6/18	ARKANSAS	W, 9-0	26	9	4	9	1	0	1	8	9	8	0	2	0	3	0	1	1	6	.262
6/19	ARKANSAS	W, 4-0	29	4	8	4	2	0	0	10	5	4	0	3	1	4	1	0	1	11	.262
6/21	SPRINGFIELD	L, 5-3	33	3	7	3	3	0	0	10	8	12	0	0	0	0	0	0	1	11	.261
6/22	SPRINGFIELD	L, 9-6	36	6	11	5	2	0	2	19	1	7	0	3	0	3	2	0	0	9	.262
6/23	SPRINGFIELD	L, 11-2	30	2	3	2	1	0	1	7	3	3	0	0	0	0	0	0	0	4	.260
6/24	SPRINGFIELD	L, 7-1	32	1	6	0	0	0	0	6	4	10	0	1	0	0	0	0	1	8	.259
6/25	SPRINGFIELD	L, 13-10	37	10	11	9	1	0	3	21	2	10	0	1	0	0	0	1	0	3	.260
6/26	SPRINGFIELD	L, 8-2	34	2	8	1	0	0	1	11	2	10	0	0	0	1	0	0	2	8	.259





**HITTING**

SERIES	OPPONENT	DATES	AVG	G	AB	R	H	TB	2B	3B	HR	RBI	BB	IBB	SO	SB	CS	OBP	SLG	OPS	PA	SAC	SF	HBP	GIDP
SERIES 1	@ Springfield	4/8 - 4/10	.312	3	109	27	34	43	6	0	1	23	20	0	24	3	1	.410	.394	.804	134	0	4	1	6
SERIES 2	WICHITA	4/12 - 4/17	.230	6	200	25	46	59	7	3	0	21	25	1	56	10	1	.319	.295	.614	230	1	2	2	2
SERIES 3	@ Frisco	4/19 - 4/24	.212	6	203	39	43	88	9	0	12	35	36	0	58	12	1	.336	.433	.769	242	1	0	2	3
SERIES 4	AMARILLO	4/26 - 5/1	<b>.325</b>	6	212	44	69	124	17	1	12	41	19	0	54	9	2	.393	.585	.978	245	3	4	7	3
SERIES 5	@ Springfield	5/3 - 5/8	.304	6	217	41	66	104	11	3	7	40	22	1	48	4	4	.363	.479	.842	247	2	5	1	3
SERIES 6	WICHITA	5/10 - 5/15	.267	5	172	27	46	77	10	0	7	26	12	0	49	9	1	.317	.448	.765	187	1	1	1	2
SERIES 7	@ Arkansas	5/17 - 5/22	.232	6	203	32	47	66	8	1	3	30	22	0	52	10	1	.318	.325	.643	236	3	3	5	7
SERIES 8	@ Midland	5/24 - 5/29	.307	6	231	44	71	118	19	2	8	40	29	2	50	5	0	.383	.511	.894	265	1	3	1	6
SERIES 9	CORPUS CHRISTI	5/31 - 6/5	.232	6	198	31	46	77	10	0	7	28	29	0	75	6	1	.332	.389	.721	233	1	3	2	4
SERIES 10	@ Tulsa	6/7 - 6/12	.244	6	193	34	47	76	8	0	7	32	24	0	64	11	3	.339	.394	.733	224	0	2	5	2
SERIES 11	ARKANSAS	6/14 - 6/19	.220	6	186	29	41	67	14	0	4	28	26	0	38	8	1	.339	.360	.699	225	1	3	9	2
SERIES 12	SPRINGFIELD	6/21 - 6/26	.228	6	202	24	46	74	7	0	7	20	20	0	52	5	0	.308	.366	.674	229	2	1	4	4
SERIES 13	@ Amarillo	6/28 - 7/3	.305	6	210	60	64	141	18	1	19	57	42	0	55	7	3	<b>.421</b>	<b>.671</b>	<b>1.092</b>	259	0	4	3	10
SERIES 14	TULSA	7/4 - 7/10	.255	6	200	30	51	72	12	0	3	24	34	1	64	17	1	.361	.360	.721	241	3	3	1	1
SERIES 15	@ Corpus Christi	7/12 - 7/17	.265	6	211	41	56	93	11	1	8	38	27	0	67	4	5	.361	.441	.802	245	0	1	5	2
SERIES 16	SPRINGFIELD	7/22 - 7/24	.255	3	106	12	27	42	9	0	2	9	8	0	24	1	0	.313	.396	.709	116	1	0	1	2
SERIES 17	@ Wichita	7/26 - 7/31	.253	6	198	19	50	70	9	1	3	18	23	0	59	5	2	.335	.354	.689	229	1	3	3	6
SERIES 18	TULSA	8/2 - 8/7	.275	6	207	41	57	96	9	0	10	35	38	0	62	7	3	.401	.464	.865	253	0	1	6	2
SERIES 19	@ Arkansas	8/9 - 8/14	.177	6	192	18	34	54	2	0	6	17	18	0	71	4	3	.249	.281	.530	213	0	2	1	0
SERIES 20	SAN ANTONIO	8/16 - 8/21	.268	6	209	46	56	96	13	0	9	42	39	1	52	10	3	.381	.459	.840	258	1	6	3	0
SERIES 21	SPRINGFIELD	8/23 - 8/28																							
SERIES 22	@ Tulsa	8/30 - 9/4																							
SERIES 23	@ Wichita	9/6 - 9/11																							
SERIES 24	FRISCO	9/13 - 9/18																							

**PITCHING**

SERIES	OPPONENT	DATES	W	L	ERA	G	CG	SHO	HLD	SV	SVO	IP	H	R	ER	HR	HB	BB	IBB	SO	AVG	WP	BK	GIDP	TBF	WHIP
SERIES 1	@ Springfield	4/8 - 4/10	1	2	<b>10.80</b>	3	0	0	0	0	0	25.0	33	32	30	6	2	24	0	11	.308	5	0	2	133	<b>2.28</b>
SERIES 2	WICHITA	4/12 - 4/17	2	4	4.91	6	0	0	1	1	2	55.0	52	33	30	6	4	24	0	58	.244	3	0	4	242	1.38
SERIES 3	@ Frisco	4/19 - 4/24	4	2	4.33	6	0	0	2	1	1	52.0	50	27	25	8	4	22	0	44	.258	3	0	5	226	1.38
SERIES 4	AMARILLO	4/26 - 5/1	3	3	6.27	6	0	0	1	1	2	56.0	70	40	39	7	2	19	2	53	.315	6	1	6	248	1.59
SERIES 5	@ Springfield	5/3 - 5/8	4	2	4.50	6	0	1	1	1	2	52.0	40	28	26	5	2	33	0	58	.213	3	0	6	223	1.40
SERIES 6	WICHITA	5/10 - 5/15	2	3	4.80	5	0	1	1	1	1	45.0	40	25	24	7	2	29	0	57	.235	2	0	1	201	1.53
SERIES 7	@ Arkansas	5/17 - 5/22	2	4	4.17	6	0	0	0	0	1	49.2	42	28	23	5	2	29	2	55	.226	2	1	3	217	1.43
SERIES 8	@ Midland	5/24 - 5/29	4	2	3.79	6	0	0	1	1	2	54.2	53	26	23	4	3	27	0	56	.252	2	0	5	241	1.46
SERIES 9	CORPUS CHRISTI	5/31 - 6/5	2	4	6.55	6	0	0	0	0	0	55.0	56	43	40	7	3	44	1	72	.263	4	2	6	262	1.82
SERIES 10	@ Tulsa	6/7 - 6/12	4	2	4.31	6	1	1	0	2	2	48.0	45	24	23	8	3	16	0	56	.241	3	0	3	206	1.27
SERIES 11	ARKANSAS	6/14 - 6/19	3	3	6.17	6	0	2	1	0	1	54.0	56	41	37	11	5	28	0	55	.264	0	1	4	248	1.56
SERIES 12	SPRINGFIELD	6/21 - 6/26	0	6	7.83	6	0	0	1	0	1	54.0	67	53	47	7	6	38	0	46	.310	2	2	9	266	1.94
SERIES 13	@ Amarillo	6/28 - 7/3	2	4	7.11	6	0	0	0	0	0	50.2	60	49	40	11	7	32	0	60	.290	4	0	2	248	1.96
SERIES 14	TULSA	7/4 - 7/10	3	3	4.09	6	0	0	0	1	2	55.0	59	25	25	10	1	27	0	57	.271	2	2	3	248	1.56
SERIES 15	@ Corpus Christi	7/12 - 7/17	2	4	9.00	6	0	0	0	1	1	50.0	75	58	50	7	10	32	0	51	<b>.341</b>	7	0	2	264	2.14
SERIES 16	SPRINGFIELD	7/22 - 7/24	0	3	7.67	3	0	0	0	0	0	27.0	28	29	23	5	3	21	1	25	.267	1	0	4	130	1.81
SERIES 17	@ Wichita	7/26 - 7/31	2	4	6.12	6	0	1	1	1	1	50.0	54	37	34	9	8	39	0	50	.277	9	0	3	245	1.86
SERIES 18	TULSA	8/2 - 8/7	3	3	8.33	6	0	0	0	2	4	54.0	61	54	50	13	1	33	0	65	.280	9	0	5	255	1.74
SERIES 19	@ Arkansas	8/9 - 8/14	1	5	5.51	6	0	0	1	0	0	49.0	57	40	30	3	7	35	0	44	.289	6	1	5	242	1.88
SERIES 20	SAN ANTONIO	8/16 - 8/21	3	3	6.55	6	0	0	1	0	1	55.0	64	47	40	4	6	42	0	43	.296	4	2	3	272	1.93
SERIES 21	SPRINGFIELD	8/23 - 8/28																								
SERIES 22	@ Tulsa	8/30 - 9/4																								
SERIES 23	@ Wichita	9/6 - 9/11																								
SERIES 24	FRISCO	9/13 - 9/18																								

**SERIES WINS: 4** (All on road)

**SERIES LOSSES: 11** (5 at home, 6 on road)

**SERIES SPLITS: 5** (All at home)





THE LAST TIME THE NATURALS...

Table listing various baseball statistics such as 'THREW A PERFECT GAME', 'HIT 3 HOME RUNS IN ONE GAME', 'WALKED 4 TIMES IN ONE GAME', etc., with corresponding dates and opponents.

THE LAST TIME A NATURALS HITTER...

Table listing various baseball statistics for hitters such as 'HAD 6 HITS IN ONE GAME', 'HIT 3 HOME RUNS IN ONE GAME', 'WALKED 4 TIMES IN ONE GAME', etc., with corresponding dates and opponents.

THE LAST TIME A NATURALS PITCHER...

Table listing various baseball statistics for pitchers such as 'THREW A 1-HITTER (9 INNINGS)', 'THREW A 9-INNING COMPLETE GAME SHUTOUT', 'THREW 110+ PITCHES IN A GAME', etc., with corresponding dates and opponents.