

OMAHA STORM CHASERS GAME NOTES

@ IOWA CUBS

RHP Alec Marsh (MLB Rehab) @ RHP Dan Straily (0-1, 3.00 ERA)

Sunday, May 5, 2024 | Game #30 | Road Game #18

1:08 p.m. CT First Pitch | Principal Park | Des Moines, Iowa

Audio: stormchasers.mixlr.com | Video: Bally Live, MiLB.TV

18-11

16-16

Triple-A Affiliate of the Kansas City Royals | 12356 Ballpark Way, Papillion, Nebraska 68046 | (402) 738-5100 | omahastormchasers.com | @OMASStormChasers

UPCOMING SCHEDULE & PROBABLE PITCHERS

UPCOMING GAMES

Monday, May 6
Tuesday, May 7
Wednesday, May 8
Thursday, May 9

OPPONENT

off
JACKSONVILLE
JACKSONVILLE
JACKSONVILLE

TIME (CT)

6:35 p.m. CT
12:05 p.m. CT
6:35 p.m. CT

PROBABLE PITCHERS

RHP Zach Davies (1-1, 4.50 ERA) vs. TBD
RHP William Fleming (0-0, 4.50 ERA) vs. TBD
RHP Luis Cessa (1-2, 5.60 ERA) vs. TBD

THE MATCHUP

(UNDERLINE = MiLB LEADER) (BOLD = TRIPLE-A LEADER) (ITALICS = TRIPLE-A WORST)

.267 (4TH) < AVG	.262 (6TH)	4.37 (4TH) < ERA	4.49 (5TH)
176 (4TH) < R	162 (8TH)	1.46 (9TH) < WHIP	1.56 (17TH)
263 (7TH) < H	269 (6TH)	.245 (6TH) < AVG	.263 (11TH)
35 (8TH) < HR	31 (13TH)	251.0 (17TH) IP	> 270.1 (9TH)
128 (12TH) BB	> 164 (1ST)	235 (3RD) < H	262 (12TH)
296 (11TH) < K	310 (18TH)	134 (2ND) < R	153 (7TH)
37 (7TH) < SB	27 (14TH)	24 (1ST) < HR	28 (3RD)
.357 (5TH) OBP	> .371 (2ND)	132 (9TH) < BB	159 (18TH)
.454 (3RD) < SLG	.428 (7TH)	252 (17TH) K	> 320 (2ND)
.811 (3RD) < OPS	.799 (5TH)	1 (12TH) SHO	> 2 (5TH)

All-Time vs. Iowa543-514 (.514)
in Omaha (Since 2005)78-82 (.488)
in Des Moines (Since 2005)76-91 (.455)

2024 vs. Iowa6-2 (.750)
in Omaha2-1 (.667)
in Des Moines4-1 (.800)

DATE	H/R	RESULT	WIN	LOSS	SAVE
3/29	OMA	W, 5-4 (11)	S. Cruz	R. Martin	-
3/30	OMA	W, 7-6 (10)	J. Wallace	C. Brewer	-
3/31	OMA	L, 2-0	R. Thompson	A. Hoffmann	R. Martin
4/30	IOW	<i>PPD/Rain</i>			
5/1 G1	IOW	L, 6-5 (8)	C. Edwards Jr.	S. Long	-
5/1 G2	IOW	W, 5-1 (7)	Z. Davies	C. Clarke	-
5/2	IOW	W, 9-6	A. Veneziano	J. Teheran	W. Pennington
5/3	IOW	W, 7-4	L. Cessa	T. Pannone	W. Klein
5/4	IOW	W, 10-3	J. Bowlan	C. Horton	-
5/5	IOW	1:08 PM CT			
7/1	OMA	7:05 PM CT			
7/2	OMA	7:05 PM CT			
7/3	OMA	7:05 PM CT			
7/4	IOW	7:08 PM CT			
7/5	IOW	7:08 PM CT			
7/6	IOW	6:08 PM CT			
8/6	OMA	7:05 PM CT			
8/7	OMA	7:05 PM CT			
8/8	OMA	7:05 PM CT			
8/9	OMA	7:05 PM CT			
8/10	OMA	6:05 PM CT			
8/11	OMA	5:05 PM CT			

RAISING ROYALTY

6 Omaha players appear on a Top-30 Royals prospects ranking

PLAYER (Position)	MLB Pipeline	Baseball America
Tyler Gentry (OF)	Royals No. 9	Royals No. 13
Anthony Veneziano (LHP)	Royals No. 13	Royals No. 5
John McMillon (RHP)	Royals No. 17	Royals No. 17
Will Klein (RHP)	Royals No. 18	Royals No. 18
Nick Loftin (INF)	-	Royals No. 3
Jonathan Bowlan (RHP)	-	Royals No. 19

SCOUTING IOWA

5 Iowa players appear on a Top-30 Cubs prospects ranking

PLAYER (Position)	MLB Pipeline	Baseball America
Cade Horton (RHP)	Cubs No. 2/MLB No. 23	Cubs No. 2/MLB No. 22
Owen Caissie (OF)	Cubs No. 3/MLB No. 43	Cubs No. 5/MLB No. 40
BJ Murray Jr. (INF)	Cubs No. 13	Cubs No. 18
Luis Vazquez (SS)	Cubs No. 15	Cubs No. 16
Porter Hodge (RHP)	Cubs No. 24	Cubs No. 22

YESTERDAY'S GAME

	1	2	3	4	5	6	7	8	9	R	H	E	LO
Omaha	0	2	0	0	3	0	1	1	3	10	11	2	12
Iowa	1	0	0	0	1	1	0	0	0	3	4	2	8

WIN: Jonathan Bowlan (4-1) | LOSS: Cade Horton (0-1) | SAVE: None

DES MOINES, IOWA – The Storm Chasers jumped ahead in the second inning and led the Cubs the rest of the game, winning 10-3 Saturday, the team's fourth straight win. Like they did Friday, the I-Cubs took an early 1-0 lead in the bottom of the 1st inning on a sacrifice fly, but Omaha starter **Jonathan Bowlan** settled down and limited the Cubs to only one more run, also unearned, in the fifth inning. Bowlan allowed just two hits with three walks over his fourth straight winning start with the Chasers, while striking out six. The Storm Chasers got Bowlan support quickly as Omaha scored two in the top of the 2nd inning ... **Nick Pratto** singled, then eventually scored in a wild pitch and **Tyler Gentry** walked, then scored on a sacrifice fly for a 2-1 lead the Chasers did not relinquish. Omaha drew a season-high 10 walks in Saturday's win, with three of those walked batters coming around to score. **John Rave** opened the top of the 5th inning with a home run, his third of the season, then after a **Drew Waters** single and **Devin Mann** walk, **Nate Eaton** drove both in for a 5-1 lead. Iowa struck for a run in the 5th inning off Bowlan and another in the 6th against reliever **Austin Cox**, but Omaha pulled away from the seventh inning on ... Pratto homered in the 7th inning, his fourth of the year, then catcher **Brian O'Keefe** added the team's third home run of the game to open the 8th inning. Up 7-3 heading into the 9th inning, the Chasers pulled away in the final frame, adding three more runs on a hit, three walks and two errors ... Gentry plated a run on the second error of the inning, then **Cam Devanney** doubled in two to cap the scoring. After **Dan Altavilla** and **Sam Long** offered scoreless 7th and 8th innings, **Steven Cruz** quickly finished off the Cubs in the ninth, striking out his first batter and erasing a walk on a game-ending double play. Four players finished the day with multi-hit games, led by Eaton's second straight three-hit effort. Mann drew three walks off the bench, just the second Storm Chaser to do so this season.

NOTES AND NUGGETS

I'M DIFFERENT, YEAH, I'M (RUN) DIFFERENT(IAL)

Omaha has outscored its opponents 176 to 134 this season, a +42 run differential. A +42 run differential ranks as the 2nd-best in the International League and is 5th in Triple-A ... Scranton/Wilkes-Barre (NYY) leads Triple-A at a +50 run differential.

GETTING OFFENSIVE

With four straight wins against the Iowa Cubs, Omaha's offense has compiled yet another strong offensive week, one of the top performances in the International League. Omaha leads the International League this week in runs scored (36) and OPS (.883) and are tied for the most stolen bases (10) and highest slugging percentage (.500). The Storm Chasers are tied 2nd in the league this week in hits (49) and doubles (14).

RELIEF AID

Omaha's bullpen remains one of the best in the International League and even across the entire Triple-A level. The Storm Chasers bullpen has combined to hold opposing hitters to a .202 average (100-for-494), which is the 2nd-best mark among Triple-A teams, as is the .662 opposing OPS. **Will Klein** was called up last Thursday by the Royals and made his MLB debut Sunday ... he has opened the year with 13.0 innings without allowing an earned run ... he's thrown the most innings of any IL pitcher to not allow an ER this year. **Walter Pennington** leads the bullpen with a 8.1-inning scoreless streak currently over his last 6 games since April 16 ... with 27 strikeouts to 3 walks, his 9.00 K/BB ranks 3rd among Triple-A pitchers (min. 15.0 IP) ... a 37.0% strikeout rate (27 K in 73 TB) is 5th in Triple-A (min. 15.0 IP). **Dan Altavilla** has recorded five consecutive scoreless games ... **Will Klein** has fired four straight outings without allowing a run ... **Evan Sisk** has three straight with 8 strikeouts in his last 3.2 innings (11 outs). **John McMillon**'s slider has a 47.8 whiff % (11 whiffs on 23 swings), the best whiff% of any individual pitch on Omaha's staff (min. 50 pitches thrown with a pitch).

THE MANN OF THE HOUR

Devin Mann sneakily might be the hottest hitter on the Storm Chasers right now. Mann has reached in 17 consecutive games, the longest on-base streak for an Omaha hitter this year, the 2nd-longest active streak in the league ... since April 4, he is hitting .328 (19-for-58) with a 1.003 OPS ... he has hits in 12 of 17 games in this stretch. Mann has reached base in 18 of 20 games with Omaha (90%), after reaching base in 31 of 37 games last year with Omaha (84%).

PUSHING P(RATTO)

Nick Pratto has had a slow start to the season, but has been one of Omaha's top hitters this week against Iowa. Pratto is tied for the team lead in this series with 7 hits, going 7-for-19 at the plate (.368 average), also tied for the team lead with 12 total bases (5 singles, 1 triple, 1 home run) ... his 5 runs scored are the most of any Omaha player as well. Right now, Nick's 5-game hitting streak is the longest active streak on the team ... since April 25, he's hitting .391 (9-for-23) with a 1.025 OPS.

AT A GLANCE

STREAKS

Current Streak W4
Longest Win Streak W5
Longest Loss Streak L3

RECENT

Last 5 Games 4-1
Last 10 Games 7-3
Last 20 Games 13-7

SPLIT SEASON

1st Half 18-11
2nd Half 0-0

HOME/AWAY

Home Games 9-3
Away Games 9-8

TIME OF DAY

Night Games (5 p.m. or later) 8-7
Day Games (Before 5 p.m.) 10-4

MONTH

March 2-1
April 12-9
May 4-1
June 0-0
July 0-0
August 0-0
September 0-0

OPPONENT

vs. Columbus 3-3
vs. Gwinnett 5-1
vs. Indianapolis 2-1
vs. Iowa 6-2
vs. Jacksonville 0-0
vs. Louisville 0-0
vs. Memphis 0-0
vs. Nashville 2-4
vs. Rochester 0-0
vs. St. Paul 0-0
vs. Toledo 0-0

DAY OF THE WEEK

on Monday 0-0
on Tuesday 3-0
on Wednesday 2-4
on Thursday 5-2
on Friday 2-3
on Saturday 5-0
on Sunday 2-2

THIS WEEK'S SERIES

Record 4-1
Batting Average (.288)
Runs/Per Game 36/7.2
Home Runs 6
ERA 3.67 (17 ER / 41.2 IP)
Strikeouts (K/9) 42 (9.07)
Saves/Opportunities 2/3

LEADING THE WAY

Omaha has spent 90% of this week either leading Iowa or tied.

INNINGS LEADING: 31 (73.8%)
INNINGS TIED: 7 (16.7%)
INNINGS TRAILING: 4 (9.5%)

Alec Marsh - Pitching - Stat Splits - 2024 - Regular Season (Major League Games Only)

Split	Team	W	L	ERA	G	GS	CG	SHO	SV	IP	H	R	ER	HR	HB	BB	IBB	SO	WHIP	AVG	AB	WP	BK	GIDP	TBF	NP-S
Home Games	KC	1	0	1.84	3	3	0	0	0	14.2	13	3	3	0	1	5	0	10	1.23	.236	55	0	0	0	62	231 - 146
Away Games	KC	2	0	3.75	2	2	0	0	0	12.0	7	5	5	1	0	2	0	7	0.75	.163	43	0	0	0	45	166 - 114
Day Games	KC	1	0	6.52	2	2	0	0	0	9.2	13	7	7	1	0	2	0	5	1.55	.317	41	0	0	0	44	168 - 109
Night Games	KC	2	0	0.53	3	3	0	0	0	17.0	7	1	1	0	1	5	0	12	0.71	.123	57	0	0	0	63	229 - 151
On Grass	KC	3	0	2.70	5	5	0	0	0	26.2	20	8	8	1	1	7	0	17	1.01	.204	98	0	0	0	107	397 - 260
April	KC	3	0	2.70	5	5	0	0	0	26.2	20	8	8	1	1	7	0	17	1.01	.204	98	0	0	0	107	397 - 260
Pre All-Star	KC	3	0	2.70	5	5	0	0	0	26.2	20	8	8	1	1	7	0	17	1.01	.204	98	0	0	0	107	397 - 260
On Tuesdays	KC	1	0	1.29	1	1	0	0	0	7.0	2	1	1	0	0	1	0	5	0.43	.087	23	0	0	0	24	76 - 54
On Wednesdays	KC	0	0	0.00	1	1	0	0	0	4.1	2	0	0	0	0	2	0	1	0.92	.133	15	0	0	0	17	67 - 42
On Fridays	KC	1	0	0.00	1	1	0	0	0	5.2	3	0	0	0	1	2	0	6	0.88	.158	19	0	0	0	22	86 - 55
On Saturdays	KC	1	0	7.20	1	1	0	0	0	5.0	5	4	4	1	0	1	0	2	1.20	.250	20	0	0	0	21	90 - 60
On Sundays	KC	0	0	5.79	1	1	0	0	0	4.2	8	3	3	0	0	1	0	3	1.93	.381	21	0	0	0	23	78 - 49
In games following a win	KC	0	0	3.00	2	2	0	0	0	9.0	10	3	3	0	0	3	0	4	1.44	.278	36	0	0	0	40	145 - 91
In games following a loss	KC	3	0	2.55	3	3	0	0	0	17.2	10	5	5	1	1	4	0	13	0.79	.161	62	0	0	0	67	252 - 169
Starter	KC	3	0	2.70	5	5	0	0	0	26.2	20	8	8	1	1	7	0	17	1.01	.204	98	0	0	0	107	397 - 260

Alec Marsh - Opposing Hitting - Stat Splits - 2024 - Regular Season (Major League Games Only)

Split	Team	AVG	G	AB	R	H	2B	3B	HR	RBI	BB	IBB	SO	SB	CS	OBP	SLG	OPS	HBP	SAC	SF	GIDP
vs Left	KC	.171	5	70		12	5	0	0	6	6	0	11			.244	.243	.487	1	0	1	0
vs Right	KC	.286	5	28		8	2	0	1	2	1	0	6			.310	.464	.774	0	0	0	0
Team is ahead	KC	.167	4	54		9	4	0	1	3	4	0	6			.224	.296	.520	0	0	0	0
Team is behind	KC	.444	2	9		4	1	0	0	3	0	0	0			.400	.556	.956	0	0	1	0
Score is tied	KC	.200	5	35		7	2	0	0	2	3	0	11			.282	.257	.539	1	0	0	0
Batting First	KC	.083	5	12		1	1	0	0	0	1	0	2			.214	.167	.381	1	0	0	0
Batting Second	KC	.286	5	14		4	0	0	0	0	0	0	1			.286	.286	.572	0	0	0	0
Batting Third	KC	.143	5	14		2	1	0	0	0	0	0	3			.143	.214	.357	0	0	0	0
Batting Fourth	KC	.400	5	10		4	1	0	1	2	3	0	3			.538	.800	1.338	0	0	0	0
Batting Fifth	KC	.222	5	9		2	0	0	0	2	3	0	2			.417	.222	.639	0	0	0	0
Batting Sixth	KC	.273	5	11		3	2	0	0	2	0	0	3			.273	.455	.728	0	0	0	0
Batting Seventh	KC	.111	5	9		1	1	0	0	1	0	0	1			.100	.222	.322	0	0	1	0
Batting Eighth	KC	.100	5	10		1	1	0	0	1	0	0	1			.100	.200	.300	0	0	0	0
Batting Ninth	KC	.222	5	9		2	0	0	0	0	0	0	1			.222	.222	.444	0	0	0	0
Leading Off	KC	.167	5	24		4	1	0	0	0	3	0	4			.286	.208	.494	1	0	0	0
First Inning	KC	.300	5	20	3	6	2	0	0	3	1	0	6	0	0	.364	.400	.764	1	0	0	0
Second Inning	KC	.118	5	17	0	2	0	0	0	0	1	0	2	0	0	.167	.118	.285	0	0	0	0
Third Inning	KC	.211	5	19	2	4	3	0	1	2	0	0	4	0	0	.211	.526	.737	0	0	0	0
Fourth Inning	KC	.176	5	17	2	3	1	0	0	2	5	0	3	0	0	.348	.235	.583	0	0	1	0
Fifth Inning	KC	.250	5	16	1	4	0	0	0	1	0	0	0	0	0	.250	.250	.500	0	0	0	0
Sixth Inning	KC	.167	2	6	0	1	1	0	0	0	0	0	1	0	0	.167	.333	.500	0	0	0	0
Seventh Inning	KC	.000	1	3	0	0	0	0	0	0	0	0	1	0	0	.000	.000	.000	0	0	0	0
Bases Empty	KC	.148	5	61		9	3	0	1	1	5	0	13			.224	.246	.470	1	0	0	0
Runner at 1st	KC	.500	5	16		8	3	0	0	2	1	0	1			.529	.688	1.217	0	0	0	0
Runner at 2nd	KC	.125	4	8		1	1	0	0	1	0	0	0			.125	.250	.375	0	0	0	0
Runner at 3rd	KC	.000	2	1		0	0	0	0	1	0	0	0			.000	.000	.000	0	0	1	0
Runners at 1st & 2nd	KC	.333	4	6		2	0	0	0	2	1	0	1			.429	.333	.762	0	0	0	0
Runners at 1st & 3rd	KC	.000	1	1		0	0	0	0	1	0	0	0			.000	.000	.000	0	0	0	0
Runners at 2nd & 3rd	KC	.000	3	3		0	0	0	0	0	0	0	2			.000	.000	.000	0	0	0	0
Bases Loaded	KC	.000	1	2		0	0	0	0	0	0	0	0			.000	.000	.000	0	0	0	0
Runners On	KC	.297	5	37		11	4	0	0	7	2	0	4			.325	.405	.730	0	0	1	0
Scoring Position	KC	.143	5	21		3	1	0	0	5	1	0	3			.174	.190	.364	0	0	1	0
No Outs	KC	.229	5	35		8	3	0	0	3	3	0	5			.300	.314	.614	1	0	1	0
One Out	KC	.133	5	30		4	1	0	0	2	3	0	5			.212	.167	.379	0	0	0	0
Two Outs	KC	.242	5	33		8	3	0	1	3	1	0	7			.265	.424	.689	0	0	0	0
Ahead in Count	KC	.188	5	32		6	2	0	1	1	0	0	6			.212	.344	.556	1	0	0	0
Behind in Count	KC	.321	5	28		9	3	0	0	4	7	0	3			.457	.429	.886	0	0	0	0
0-0 Count	KC	.083	5	12		1	0	0	0	1	0	0	0			.077	.083	.160	0	0	1	0
0-1 Count	KC	.300	5	10		3	1	0	0	0	0	0	0			.300	.400	.700	0	0	0	0
0-2 Count	KC	.091	5	11		1	0	0	0	0	0	0	6			.091	.091	.182	0	0	0	0
1-0 Count	KC	.300	5	10		3	2	0	0	2	0	0	0			.300	.500	.800	0	0	0	0
1-1 Count	KC	.200	5	10		2	1	0	0	1	0	0	0			.200	.300	.500	0	0	0	0
1-2 Count	KC	.182	5	11		2	1	0	1	1	0	0	0			.250	.545	.795	1	0	0	0
2-0 Count	KC	.000	4	1		0	0	0	0	0	0	0	0			.000	.000	.000	0	0	0	0
2-1 Count	KC	.375	5	8		3	1	0	0	2	0	0	0			.375	.500	.875	0	0	0	0
2-2 Count	KC	.125	5	16		2	1	0	0	1	0	0	8			.125	.188	.313	0	0	0	0
3-0 Count	KC	.000	2	0		0	0	0	0	0	0	0	0			.000	.000	.000	0	0	0	0
3-1 Count	KC	1.000	5	2		2	0	0	0	0	2	0	0			1.000	1.000	2.000	0	0	0	0
3-2 Count	KC	.143	5	7		1	0	0	0	0	5	0	3			.500	.143	.643	0	0	0	0
Pitcher	KC	.204	5	98		20	7	0	1	8	7	0	17			.262	.306	.568	1	0	1	0

PLAYER

54 DAN ALTAVILLA

RHP • R/R • 5'11" • 220 lbs • Born: 9/8/1992 (Age 31)
Signed as a Minor League Free Agent – 12/7/2023
Drafted by Seattle – 2014, Round 5 (Mercyhurst)
Born: McKeesport, Penn. • Resides: Bridgeville, Penn.

61 JAKE BRENTZ + MLB REHAB

LHP • L/L • 6'1" • 205 lbs • Born: 9/14/1994 (Age 29)
Signed as a Major League Free Agent – 3/16/2023
Drafted by Toronto – 2013, Round 11 (Parkway South HS)
Born/Resides: Ballwin, Missouri

19 AUSTIN COX

LHP • L/L • 6'4" • 235 lbs • Born: 3/28/1997 (Age 27)
Signed as a Minor League Free Agent – 11/18/2023
Drafted by Kansas City – 2018, Round 5 (Mercer)
Born: Macon, Georgia • Resides: Kansas City, Missouri

46 STEVEN CRUZ

RHP • R/R • 6'7" • 225 lbs • Born: 6/15/1999 (Age 24)
Traded from Minnesota – 1/24/2023
Originally signed by Minnesota – 3/20/2017
Born/Resides: Tenares, Dominican Republic

55 JONAH DIPOTO

RHP • R/R • 6'1" • 225 lbs • Born: 9/3/1996 (Age 27)
2019 MLB Draft – Round 35 (UC San Diego)
Born: Queens, New York • Resides: San Diego, California

50 CARLOS HERNÁNDEZ + MLB REHAB

RHP • R/R • 6'4" • 255 lbs • Born: 3/11/1997 (Age 27)
Signed as an International Free Agent – 7/19/2016
Born: Guayana, Venezuela • Resides: San Felix, Venezuela

63 WILL KLEIN

RHP • R/R • 6'5" • 230 lbs • Born: 11/28/1999 (Age 24)
2020 MLB Draft – Round 5 (Eastern Illinois)
Born: Maryville, Tenn. • Resides: Bloomington, Indiana

36 SAM LONG

LHP • L/L • 6'1" • 185 lbs • Born: 7/8/1995 (Age 28)
Signed as a Minor League Free Agent – 12/10/2023
Drafted by Tampa Bay – 2016, Round 18 (Sacramento State)
Born: Fair Oaks, California • Resides: Scottsdale, Arizona

59 JOHN MCMILLON

RHP • L/R • 6'3" • 230 lbs • Born: 1/27/1998 (Age 26)
Signed as an Undrafted Free Agent – 6/23/2020 (Texas Tech)
Born: Lufkin, Texas • Resides: Jasper, Texas

40 WALTER PENNINGTON

LHP • L/L • 6'2" • 205 lbs • Born: 4/14/1998 (Age 26)
Signed as an Undrafted Free Agent – 8/19/2020 (Cala School of Mines)
Born: Englewood, Colo. • Resides: Broomfield, Colo.

45 EVAN SISK

LHP • L/L • 6'2" • 209 lbs • Born: 4/23/1997 (Age 27)
Traded from Minnesota – 1/24/2023
Drafted by St. Louis – 2018, Round 16 (College of Charleston)
Born: Pineville, N.C. • Resides: Chester, S.C.

56 ANTHONY VENEZIANO

LHP • L/L • 6'5" • 205 lbs • Born: 9/1/1997 (Age 26)
2019 MLB Draft – Round 10 (Coastal Carolina)
Born/Resides: Hackettstown, New Jersey

QUICK NOTES

2024: 10 of 14 appearances have been scoreless, tied for the league lead in games pitched (14) ... 2.8 K/BB is 4th in Omaha's bullpen (17 K/6 BB).

- Joins the Royals in 2024 to mark his 4th MLB organization ... spent parts of the first 7 seasons of his professional career from 2014-20 with Seattle before being traded to San Diego for two seasons (2020-21) and spending two seasons with Boston (2022-23) ... signed as a minor league free agent with the Royals last December.
- Over parts of 6 Major League seasons, he has appeared in 119 MLB games (all in relief) with a 8-7 record and 4.03 ERA (52 ER in 116.0 IP) and 129 strikeouts to 60 walks ... his last MLB outing was on April 16, 2021 vs. Los Angeles (NL) ... has had five Injured List stints since reaching the Majors, including four for right arm injuries ... spent all of 2022 and most of 2023 rehabbing from Tommy John Surgery he underwent in April 2021, after pitching just two games that season with the Padres.
- In 2023, he made 8 rehab appearances between the FCL Red Sox (R) and Greenville Drive (A+), with 7 strikeouts in 12.0 innings during July and August.

4SFB (95-96), SL (89.6)

CONSECUTIVE BATTERS RETIRED: 4 (5/3 to 5/4)

SCORELESS STREAK: 6.0 IP (4/19 to 5/4)

2024: Appeared in 7 Cactus League games with the Royals, pitching to a 18.69 ERA (9 ER in 4.1 IP) with 6 hits, 11 walks and 8 strikeouts ... left his outing on March 17 with a Grade 2 left hamstring strain, opened the year on Kansas City's 15-Day Injured List, sent to Omaha for rehab on April 21.

- Has only pitched 13 games (8 MLB appearances) over the last 2 seasons due to injury ... nontendered after the 2022 season but signed a two-year Major League deal in March 2023 ... made 3 rehab appearances (1 start), 2 with the ACL Royals (R) and 1 with NW Arkansas (AA), with 5 K in 2.2 IP, a lat strain suffered on rehab ended his year.
- This is Brentz's 11th season in professional baseball, his 5th in the Royals organization ... drafted by Toronto in 2013 out of high school, traded from the Blue Jays to the Mariners in 2015, from Seattle to Pittsburgh in 2016 ... after getting released by the Pirates in 2019, signed by the Royals and ended the year in Double-A.
- Made his first Opening Day roster with the Royals in 2021 and made his Major League debut on April 3 vs. Texas with 0.2 scoreless innings ... spent the entire season in the big leagues, pitched a team-best 72 games, tied for the 8th-most games of any MLB pitcher, 2nd in Royals franchise history for games pitched by a rookie in a season.

4SFB (94-96), SL (84.2)

CONSECUTIVE BATTERS RETIRED: 0

SCORELESS STREAK: 0.0 IP

2024: Did not appear in any Cactus League games for the Royals, opened the year on Omaha's Injured List ... assigned to NW Arkansas (AA) on April 16 and pitched 5.1 scoreless innings for the Naturals (4 outings) ... assigned to Omaha for his 4th season with the Chasers on April 29.

- Opened the 2023 season with Omaha and pitched in 5 games (4 starts) before his contract was selected by Kansas City on May 3, threw 2.0 scoreless innings in MLB Debut on 5/4 vs. BAL ... totaled 3 stints with each Omaha and Kansas City by the end of the season ... 4 of 12 appearances with Omaha were scoreless, including 3 starts.
- Began his MLB career by retiring 35 of the first 39 batters he faced across 6 relief appearances into June 22, allowed only 4 walks, his 39 batters without allowing a hit marked the longest streak in the Expansion Era.
- Spent the entire 2022 season with Omaha ... made 29 appearances (24 starts) for the Storm Chasers with a 4.21 ERA (69 ER in 147.1 IP) and 105 strikeouts.

4SFB (88-90), CB (76.1), CUT (84.7), CH (80.9)

CONSECUTIVE BATTERS RETIRED: 1 (5/4)

SCORELESS STREAK: 0.1 IP (5/4)

2024: Opened the year in Triple-A ... 7 of 11 appearances have been scoreless, including 3 of his first 4 to open the year.

- Made his Major League debut with Kansas City on August 29, 2023 vs. Pittsburgh ... after giving up 4 runs on 2 hits and 3 walks in his debut, Cruz made 9 MLB appearances and pitched to a 2.25 ERA (3 ER in 12.0 IP) while holding opponents to a .182 average (8-for-44) ... was an opener for the Royals 4 times in September.
- Acquired by the Royals on January 23, 2023 from Minnesota as part of the package for OF Michael A. Taylor ... in his first season in the Royals organization in 2023, he recorded 9 saves in 43 appearances with a 3.81 ERA (21 ER in 49.2 IP) and 64 strikeouts (11.6 K/9) between NW Arkansas (AA) and Omaha ... pitched a career-high 67.1 innings, including 49.2 innings in the minors, 12.2 innings in the big leagues and 5.0 innings in the Dominican Winter League.
- Over six minor league seasons (2017-23) in the Twins and Royals systems, he's recorded 323 strikeouts in 242.0 innings (12.0 K/9) ... 9 of his 18 career saves came in 2023.

4SFB (96-98), SL (87.8), SNK (96.0)

CONSECUTIVE BATTERS RETIRED: 1 (5/4)

SCORELESS STREAK: 1.1 IP (5/2 to 5/4)

2024: Opened the year on the Storm Chasers' active roster, on Omaha's Development List, April 12 to 16 ... 4 of 7 outings have been scoreless.

- In 2023, went 3-2 with a 3.55 ERA (20 ER in 50.2 IP) and 60 strikeouts in 43 relief appearances between NW Arkansas (AA) and Omaha ... pitched to a 0.87 ERA (1 ER in 10.1 IP) in 7 outings in Double-A before he was promoted to Triple-A on May 3.
- In 2022, pitched in 42 games for NW Arkansas (AA) and worked a 3.68 ERA (26 ER in 63.2 IP) with 84 strikeouts (11.9 K/9) ... after the Minor League regular season, pitched for the Surprise Saguaros in the Arizona Fall League and allowed 2 runs over 9.1 innings (1.93 ERA) with 14 strikeouts and 1 walk (40.0% strikeout rate).
- Is the son of Seattle Mariners President of Baseball Operations, Jerry Dipoto ... Jonah's first Cactus League outings in 2022 and 2023 were scoreless innings against Seattle.

SL (82.0), CUT (87.2), SNK (92-93)

CONSECUTIVE BATTERS RETIRED: 1 (5/3)

SCORELESS STREAK: 2.1 IP (4/24 to 5/3)

2024: Did not appear in a Cactus League game with the Royals ... placed on the Royals' 15-day injured list on March 25 with right shoulder soreness ... assigned to Omaha to begin a rehab assignment on April 26.

- This marks his 8th season in the Royals organization, has made the Major League Opening Day roster with the Royals in each of the last 3 seasons, 2021, 2022 and 2023 ... made his MLB debut with Kansas City on September 1, 2020, and finished that season with the team ... has 123 appearances (25 starts) with the Royals in the last 4 seasons.
- Spent all of 2023 in the Majors, his first full season in the big leagues ... led the team in relief innings (63.0 IP), with the most relief strikeouts (67) and lowest opponents' average (.237) ... 77 total strikeouts marked an MLB career-high ... his average fastball velocity in 2023 was 99.1 mph, which ranked 1st in the Majors (min. 1.250 pitches).
- Has pitched 18 games (17 starts) for Omaha between 2021 and 2022 ... pitched 50.0 innings over 2 stints in 2022 and 26.1 innings over two stints in 2021.

4SFB (98-100), SL (88.6), SPL (11.1), KNC (9.3)

CONSECUTIVE BATTERS RETIRED: 1 (5/3)

SCORELESS STREAK: 0.0 IP

Ranked by MLB Pipeline as the No. 19 Royals prospect ... Ranked by Baseball America as the No. 18 Royals prospect

- Has pitched 11 unearned runs in his first 11 appearances with Omaha, 0 ER in 13.0 IP with 14 K ... called up to Kansas City on April 25, made his MLB debut April 28 with a scoreless inning and 2 strikeouts @ Detroit ... optioned to Omaha postgame 4/28.
- Was added to Kansas City's 40-man roster on November 14, 2023 ... in the 2023 season, he made 49 appearances between NW Arkansas (AA) and Omaha, with a 4.62 ERA (33 ER in 64.1 IP) and 93 strikeouts ... his 13.01 K/9 led all Royals Minor Leaguers (min. 60.0 IP) ... represented the Royals organization at the 2023 SiriusXM All-Star Futures Game.
- Did not allow a run over his last 6 appearances (11.0 IP) with NW Arkansas in 2023, then allowed only 3 runs over his first 12 outings (15.2 IP) with Omaha ... over a stretch from May 20 to July 26, he pitched to a 1.01 ERA (3 ER in 26.2 IP).
- Following the 2021 season, was recognized as the Royals' Pitching Prospect of the Year by MLB Pipeline ... his 121 strikeouts were the most in MiLB by pitchers with no starts.

4SFB (96-98), CB (86.1), SL (88.4)

CONSECUTIVE BATTERS RETIRED: 2 (5/3)

SCORELESS STREAK: 5.1 IP (4/16 to 5/3)

2024: 7 of 11 appearances have been scoreless ... runs allowed in the two losses he's taken have been unearned runs ... has 2+ strikeouts in 6 games ... 3.4 K/BB is tied 3rd in Omaha's bullpen (17 K/5 BB).

- Joins the Royals in 2024 to mark his 5th MLB organization ... spent the first two seasons of his professional career from 2016-17 with the Rays before being released in Spring Training 2018 and signing minor league deals with the White Sox (March 2019) and Giants (November 2020) ... was traded to Oakland in April 2023 for cash considerations and signed to a minor league contract with the Royals in December 2023.
- Over parts of 3 Major League seasons with the Giants (2021-22) and Athletics (2023), he has pitched in 80 MLB games (12 starts) with a 4.92 ERA (70 ER in 128.0 IP) ... in 2023, he appeared in 40 games with Oakland and went 0-1 with 2 saves, 5 holds, a 5.60 ERA (28 ER in 45.0 IP) and 32 strikeouts ... in 2022 with San Francisco, he went 1-3 with a 3.61 ERA (17 ER in 42.1 IP) and 33 strikeouts in 28 games ... in his MLB debut on June 9, 2021 @ Texas, he struck out 7 batters over 4.0 relief innings.

4SFB (93-95), SL (84.1), CB (76.4)

CONSECUTIVE BATTERS RETIRED: 2 (5/4)

SCORELESS STREAK: 1.0 IP (5/4)

Ranked by MLB Pipeline as the No. 18 Royals prospect ... Ranked by Baseball America as the No. 17 Royals prospect

2024: Opened the year in Triple-A, 4 of 9 appearances with Omaha have been scoreless.

- Pitched at four different levels in 2023, starting at Columbia (A) before stops in Quad Cities (A+) and NW Arkansas (AA) led to his Major League debut on August 17 vs. Seattle, just 103 days after his final game in Low-A ... in 37 outings across three Minor League levels, worked a 2.10 ERA (12 ER in 51.1 IP) with 91 strikeouts (15.95 K/9).
- In 39 Minor League games between 2021 and 2022, worked a 6.56 ERA (35 ER in 48.0 IP), with 51 walks and 77 strikeouts (9.56 BB/9 and 14.44 K/9).
- Attended Texas Tech University, where he recorded a 3.41 ERA (55 ER in 145.1 IP) over four seasons in Lubbock and signed with the Royals as an undrafted free agent in 2020 ... was twice previously drafted, by the Tigers in 2019 (11th round) after his Junior year of college and by the Rays in 2016 (21st round) after his senior year of high school.

4SFB (94-96), SL (83.6)

CONSECUTIVE BATTERS RETIRED: 2 (5/3)

SCORELESS STREAK: 0.2 IP (5/3)

2024: 10 of 12 appearances this year have been scoreless, including 4 of 2.0 innings or more ... with 27 strikeouts to 3 walks, his 9.00 K/BB ranks 3rd among Triple-A pitchers and his 37.0% strikeout rate (27 K in 73 TBF) is 5th in Triple-A (min. 15.0 IP).

- Began the 2023 season with NW Arkansas (AA), where he made 8 scoreless appearances with 11 strikeouts in 9.2 innings ... promoted to Omaha on May 3, where he made 41 appearances and went 7-2 with a 3.69 ERA (25 ER in 61.0 IP) ... led Omaha's pitching staff in wins (7), ranked 2nd in appearances (41), tied 4th in strikeouts (64) and tied 6th in innings pitched (61.0 IP) ... worked a 4-strikeout 8th inning on August 22, 2023 vs. St. Paul, the third Omaha pitcher since 2005 to record a 4-strikeout inning.
- In 2022, pitched in 36 games between Quad Cities (A+) and NW Arkansas (AA) with a 3.18 ERA (25 ER in 70.2 IP) ... after the Minor League regular season, pitched 8 games for the Surprise Saguaros in the Arizona Fall League and struck out 10 batters over 9.1 innings for the AFL Champions, with 6 scoreless outings.
- Graduated from the Colorado School of Mines with a mechanical engineering degree ... worked a 4.73 ERA (118 ER in 224.2 IP) and hit .288 with a 1.142 OPS as an outfielder.

SL (82.6), CUT (88.1), SNK (91-92)

CONSECUTIVE BATTERS RETIRED: 1 (5/2)

SCORELESS STREAK: 8.1 IP (4/14 to 5/2)

2024: 7 of 9 appearances have been scoreless ... has 2+ strikeouts in 6 games ... left-handed hitters are 0-for-13 against him this year ... 3.0 K/BB is tied 3rd in Omaha's bullpen (18 K/6 BB).

- Since being drafted in 2018, Sisk's 208 appearances are tied for the 4th-most of any Minor League pitcher.
- Acquired by the Royals on January 23, 2023 from Minnesota as part of the package for OF Michael A. Taylor ... spent all of the 2023 season with Omaha and went 2-4 with a 6.34 ERA (43 ER in 61.0 IP) and 62 strikeouts in a team-leading 58 outings (3 starts) ... ranked 4th in MiLB in appearances, the only to pitch in 50+ games without a save.
- Drafted by St. Louis and traded to Minnesota on July 30, 2021, he earned Twins MiLB.com Organization All-Star honors as a reliever in his first full season with Minnesota in 2022, going 5-1 with a 1.57 ERA (11 ER in 63.0 IP) over 50 games with Wichita (AA) and St. Paul (AAA) ... among all Minor League relievers that made 50 or more appearances and threw a minimum of 60.0 innings in 2022, Sisk had the lowest ERA (1.57), while holding lefties to a .085 batting average (9-for-106).

SNK (90-92), SL (82.1), 4SFB (91.2), CUT (87.0), CH (83.4)

CONSECUTIVE BATTERS RETIRED: 3 (5/2)

SCORELESS STREAK: 4.0 IP (4/16 to 5/2)

Ranked by MLB Pipeline as the No. 14 Royals prospect ... Ranked by Baseball America as the No. 15 Royals prospect

2024: Optioned to Omaha March 22 and made two 3.0-inning starts for the Chasers before moving to the bullpen ... recalled for a pair of appearances with Kansas City on April 20 and 21 vs. Baltimore, allowed 1 ER in 2.0 IP ... optioned back on April 22.

- Between 2019 and 2023, he leads all Royals minor league pitchers in innings (395.0), wins (25), strikeouts (427) and starts (83), with only 4 relief appearances.
- Began 2023 season with NW Arkansas (AA) and worked a 2.13 ERA (10 ER in 42.1 IP) over 8 starts before being promoted to Omaha, where he made 17 starts ... ranked among Kansas City's minor league leaders in wins (T-2nd, 10), ERA (4th, 3.55) and strikeouts (5th, 127) ... made his Major League debut on September 26 at Detroit.
- Recorded 129 strikeouts in the 2022 season, which ranked 3rd among Royals farmhands behind Alec Marsh (156) and Adrian Alcantara (130).

4SFB (92-94), SL (92.3), CH (85.5), SWP (78.7)

CONSECUTIVE BATTERS RETIRED: 2 (5/2)

SCORELESS STREAK: 3.0 IP (5/2)

CAREER HIGHS (RELIEF)

IP	3.0	(2x) Last: 8/27/17 @ NEW YORK (AL)
K	4	(9x) Last: 5/3/19 @ Frisco
BB	4	5/12/19 @ BOSTON
H	4	(7x) Last: 8/25/18 vs. El Paso
ER	4	(2x) Last: 8/26/19 @ Fresno
NP	45	8/27/17 @ NEW YORK (AL)
IP	4.0	(5x) Last: 8/13/15 @ Eugene
K	5	(2x) Last: 4/11/17 @ St. Lucie
BB	6	7/3/18 vs. Palm Beach
H	6	(2x) Last: 7/15/19 vs. Syracuse
ER	6	7/3/18 vs. Palm Beach
NP	54	6/2/18 @ Hartford
IP	7.0	9/22/22 vs. Iowa
K	9	9/22/22 vs. Iowa
BB	3	7/10/22 @ Toledo
H	7	5/9/23 @ Scranton/WB
ER	5	9/26/21 vs. Indianapolis
NP	100	9/22/22 vs. Iowa
IP	3.1	(2x) Last: 6/17/21 vs. Lakeland
K	6	(2x) Last: 8/25/19 vs. Danville
BB	4	(2x) Last: 7/18/21 vs. Jupiter
H	5	(3x) Last: 5/14/21 vs. Clearwater
ER	6	(2x) Last: 8/10/23 vs. Iowa
NP	50	(2x) Last: 8/25/19 vs. Danville
IP	3.0	(6x) Last: 8/24/23 vs. St. Paul
K	6	5/16/21 vs. Cedar Rapids
BB	4	(2x) Last: 4/8/22 @ Springfield
H	6	8/24/23 vs. St. Paul
ER	4	(3x) Last: 8/11/23 vs. Iowa
NP	50	8/24/22 vs. Springfield
IP	5.2	8/27/21 @ SEATTLE
K	6	(3x) Last: 8/27/21 @ SEATTLE
BB	3	(4x) Last: 8/25/21 @ NEW YORK (AL)
H	8	7/16/22 @ TORONTO
ER	5	4/18/23 vs. TEXAS
NP	88	7/12/17 vs. Elizabethton
IP	3.0	(5x) Last: 8/12/21 vs. Beloit
K	6	(6x) Last: 9/25/21 vs. Cedar Rapids
BB	5	6/2/22 vs. Corpus Christi
H	6	8/24/22 vs. Springfield
ER	7	8/24/22 vs. Springfield
NP	56	7/1/21 vs. Cedar Rapids
IP	5.0	6/15/21 vs. ARIZONA
K	7	6/9/21 @ TEXAS
BB	3	(3x) Last: 9/5/23 vs. TORONTO
H	6	8/29/21 @ ATLANTA
ER	6	8/29/21 @ ATLANTA
NP	90	8/29/21 @ ATLANTA
IP	2.0	(21x) Last: 8/13/23 vs. Wichita
K	5	(4x) Last: 5/27/23 vs. Beloit
BB	5	5/18/22 vs. Myrtle Beach
H	5	7/31/21 vs. ACL Royals Blue
ER	4	7/31/21 vs. ACL Royals Blue
NP	48	4/30/23 vs. Augusta
IP	3.2	7/16/21 @ Myrtle Beach
K	5	(3x) Last: 9/6/23 @ Iowa
BB	4	(3x) Last: 8/17/22 vs. San Antonio
H	5	(4x) Last: 8/13/22 @ Arkansas
ER	6	8/17/22 vs. San Antonio
NP	56	(2x) Last: 9/2/23 vs. Louisville
IP	3.0	(4x) Last: 6/18/21 @ Wichita
K	5	(4x) Last: 8/20/21 @ Springfield
BB	3	(5x) Last: 6/28/23 vs. Iowa
H	5	(3x) Last: 8/12/21 @ Tulsa
ER	4	(4x) Last: 8/9/23 vs. Iowa
NP	55	8/20/21 @ Springfield
IP	4.2	5/12/22 vs. Wichita
K	5	(20x) Last: 5/14/22 vs. Wichita
BB	3	7/5/23 @ Gwinnett
H	5	5/14/22 vs. Wichita
ER	2	(2x) Last: 7/5/23 @ Gwinnett
NP	70	5/14/22 vs. Wichita

RELIEVERS		ENTRANCE SITUATION			INNING ENTERING THE GAME										INHERITED RUNNERS			1-2-3 INNINGS		
PITCHER		LEAD	TRAIL	TIED	1	2	3	4	5	6	7	8	9	10+	BR INHER.	BR SCORE	% SCORE	TOTAL	POSSIBLE	% 1-2-3
54	Dan Altavilla	6	5	3	-	-	-	-	1	5	6	1	1	-	2	1	50.0%	5	14	35.7%
61	Jake Brentz (L) <i>MLR</i>	3	-	1	-	-	-	-	2	1	-	1	-	-	-	-	-	0	2	0.0%
19	Austin Cox (L)	2	-	-	-	-	-	-	2	-	-	-	-	-	-	-	-	0	2	0.0%
46	Steven Cruz	6	3	2	-	-	-	-	3	-	1	5	1	1	6	1	16.7%	1	8	12.5%
55	Jonah Dipoto	3	3	-	-	-	1	-	2	-	3	-	-	-	3	2	66.7%	1	5	20.0%
50	Carlos Hernández <i>MLR</i>	2	-	-	-	-	-	-	1	1	-	-	-	-	-	-	-	-	-	-
63	Will Klein	9	1	1	-	-	-	-	-	2	2	7	-	-	3	1	33.3%	5	12	41.7%
36	Sam Long (L)	4	4	3	-	-	-	1	-	1	3	3	2	1	11	2	18.2%	2	9	22.2%
59	John McMillon	5	4	-	-	-	-	-	1	2	4	-	2	-	2	2	100.0%	0	7	0.0%
40	Walter Pennington (L)	6	6	-	-	-	2	-	4	3	1	1	1	-	9	3	33.3%	7	16	43.8%
45	Evan Sisk (L)	6	2	1	-	-	-	-	1	3	2	2	1	-	6	1	16.7%	2	10	20.0%
56	Anthony Veneziano (L)	2	1	1	-	1	1	1	-	-	1	-	-	-	2	2	100.0%	1	8	12.5%
SEASON (INCLUDING INACTIVE)		59	36	15	0	2	3	5	11	25	22	22	17	3	49	17	34.7%	30	108	27.8%

STORM CHASERS BULLPEN USAGE (<i>PITCH COUNT, LAST TWO WEEKS</i>)																						
DAY OF WEEK DATE		TUE 4/23	WED 4/24	THU 4/25	FRI 4/26	SAT 4/27	SUN 4/28		TUE 4/30	WED 5/1	THU 5/2	FRI 5/3	SAT 5/4	SUN 5/5	LAST OMAHA RELIEF APPEARANCE							
															GAME	IP	H	R	ER	BB	SO	HR
54	Dan Altavilla	26		17						22		5	6		Saturday, 5/4 @ Iowa	1.0	0	0	0	1	0	3
61	Jake Brentz (L) <i>MLR</i>	25								22		15			Friday, 5/3 @ Iowa	0.0	0	1	0	3	0	3
19	Austin Cox (L)		10 (NWA)				14 (NWA)				24		29		Saturday, 5/4 @ Iowa	1.0	1	1	1	2	0	6
46	Steven Cruz	14									19		15		Saturday, 5/4 @ Iowa	1.0	0	0	0	1	1	0
55	Jonah Dipoto		39									14			Friday, 5/3 @ Iowa	1.0	0	0	0	1	0	5
50	Carlos Hernández <i>MLR</i>									22		14			Friday, 5/3 @ Iowa	0.2	1	1	1	0	1	0
63	Will Klein	11					13 (KC)			20		16			Friday, 5/3 @ Iowa, <i>SV</i>	1.0	0	0	0	1	1	0
36	Sam Long (L)			30						15			17		Saturday, 5/4 @ Iowa	1.0	1	0	0	0	2	0
59	John McMillon		34									24			Friday, 5/3 @ Iowa	1.0	0	1	1	2	2	0
40	Walter Pennington (L)			28						7	17				Thursday, 5/2 @ Iowa, <i>SV</i>	1.0	1	0	0	0	2	0
45	Evan Sisk (L)		15								23				Thursday, 5/2 @ Iowa	1.1	0	0	0	1	3	0
56	Anthony Veneziano (L)										48				Thursday, 5/2 @ Iowa	3.0	3	2	2	3	1	15

Omaha Starting Pitcher Splits						1st Pitch Strikes			1-2-3 Innings			Omaha Starters vs. Relievers		
Pitcher	GS	W-L	Team W-L	R Support	Support/GS	FPS	TBF	% FPS	Total	Possible	% 1-2-3	Starters	Relievers	
Daniel Lynch IV	6	2-1	4-2	24	4.00	88	127	69.3%	6	27	22.2%	9-6	W-L	9-5
52 Luis Cessa	5	1-2	3-2	11	2.20	31	66	47.0%	4	15	26.7%			
62 Jonathan Bowlan	5	4-1	4-1	21	4.20	73	96	76.0%	10	26	38.5%	4.73	ERA	4.07
Andrew Hoffmann	4	1-1	2-2	16	4.00	48	74	64.9%	4	14	28.6%			
48 William Fleming	4	0-0	3-1	13	3.25	40	65	61.5%	4	15	26.7%	116.0	Innings	135.0
7 Zach Davies	2	1-1	1-1	6	3.00	21	37	56.8%	3	8	37.5%			
Anthony Veneziano	2	0-1	1-1	0	0.00	17	26	65.4%	3	6	50.0%	135 (13)	Hits (HR)	100 (11)
Jonah Dipoto	1	0-0	0-1	0	0.00	4	13	30.8%	1	2	50.0%			
43 Alec Marsh												69 (61)	R (ER)	65 (61)
												41 (3.18)	BB (BB/9)	91 (6.07)
												99 (7.68)	K (K/9)	153 (10.20)
												1.52	WHIP	1.41
												1.290	AVG	.202
	29			91	3.14	322	504	63.9%	35	113	31.0%			

OMAHA STARTING PITCHER/CATCHER MATCHUPS																																			
PITCHER	LOGAN PORTER							BRIAN O'KEEFE							AUSTIN NOLA							TOTALS													
	GS	W-L	ERA	IP	ER	BB	SO	GS	W-L	ERA	IP	ER	BB	SO	GS	W-L	ERA	IP	ER	BB	SO	GS	W-L	ERA	IP	ER	BB	SO	GS	W-L	ERA	IP	ER	BB	SO
Daniel Lynch IV	4	2-0	5.00	18.0	10	6	17	1	0-0	7.66	4.2	4	2	2	1	0-0	7.20	5.0	4	1	3								6	2-0	5.86	27.2	18	9	22
52 Luis Cessa	5	1-2	6.00	15.0	10	6	10																					5	1-2	6.00	15.0	10	6	10	
62 Jonathan Bowlan	4	3-1	2.57	21.0	6	5	21	1	1-0	0.00	5.0	0	3	6														5	4-1	2.08	26.0	6	8	27	
Andrew Hoffmann	1	0-1	3.60	5.0	2	1	5	3	1-0	7.42	9.2	8	4	12														4	1-1	6.14	14.2	10	5	17	
48 William Fleming								4	0-0	4.50	16.0	8	6	14														4	0-0	4.50	16.0	8	6	14	
7 Zach Davies								2	1-1	4.50	8.0	4	3	4														2	0-1	4.50	8.0	4	3	4	
Anthony Veneziano	1	0-0	3.00	3.0	1	2	3	1	0-1	6.00	3.0	2	0	1														2	0-1	4.50	6.0	3	2	4	
Jonah Dipoto								1	0-0	6.67	2.2	2	2	1														1	0-0	6.75	2.2	2	2	1	
43 Alec Marsh																																			
Relievers	4-1	5.04	69.2	39	51	82		4-4	3.32	59.2	22	38	63		1-0	0.00	6.0	0	2	8								9-5	4.07	135.0	61	91	153		
TOTALS	15	10-5	4.65	131.2	68	71	138	13	7-6	4.15	108.1	50	58	103	1	1-0	3.27	11.0	4	3	11							29	18-11	4.37	251.0	122	132	252	
	CS/ATT	8/28	PCT	28.57%				CS/ATT	0/14	PCT	0.0%				CS/ATT	0/1	PCT	0.0%				CS/ATT	/	PCT	0.0%			CS/ATT	8/43	PCT	18.60%				

OMAHA CATCHER PITCHING STATS																									
	CATCHERS	W	L	ERA	GS	SV	IP	H	R	ER	HR	HB	BB	IBB	SO	WHIP	AVG	WP	GDP	TBF	SB	CS	ATT	%CS	PB
16	Logan Porter	10	5	4.65	15	3	131.2	127	70	68	13	3	71	1	138	1.50	.252	14	11	582	20	8	28	28.57%	0
33	Brian O'Keefe	7	6	4.15	13	3	108.1	97	60	50	10	8	58	1	103	1.43	.234	4	6	493	14	0	14	0.0%	0
14	Austin Nola	1	0	3.27	1	0	11.0	11	4	4	1	0	3	0	11	1.27	.275	0	1	45	1	0	1	0.0%	0

PITCH TIMER VIOLATIONS CALLED ON OMAHA PITCHERS (3)					
DATE	PITCHER (# IN '24)	INNING	UMPIRE	COUNT AT CALL	BATTER RESULT (COUNT)
1. 4/4 @ Columbus [G1]	Sam Long (1)	▼ 5	Jhonatan Biarreta	2-0	Walk (3-0)
2. 5/1 @ Iowa [G1]	Sam Long (2)	▼ 8	Steven Hodgins	0-0	Flyout (2-1)
3. 5/3 @ Iowa	Jake Brentz (1)	▼ 9	Steven Hodgins	3-0	Walk (3-0)

PLAYER

47 CJ
ALEXANDER

INF/OF • L/R • 6'3" • 215 • Born: 7/17/1996 (Age 27)
Traded from Atlanta – 12/14/2023
Drafted by Atlanta – 2018, Round 20 (State College of Florida)
Born: Merrillville, Indiana • Resides: Surprise, Arizona

24 CAM
DEVANNEY

INF/OF • R/R • 6'1" • 195 • Born: 4/13/1997 (Age 27)
Traded from Milwaukee – 12/14/2023
Drafted by Milwaukee – 2019, Round 15 (Eaton)
Born: Nashua, NH • Resides: Hudson, NH

18 NATE
EATON

INF/OF • R/R • 5'11" • 200 • Born: 12/22/1996 (Age 27)
2018 MLB Draft – Round 21 (Virginia Military Institute)
Born/Resides: Chester, Virginia

22 RYAN
FITZGERALD

INF/OF • L/R • 6'0" • 186 • Born: 6/17/1994 (Age 29)
Selected in Minor League Rule 5 Draft – 12/6/2023
Originally signed by Boston – 5/8/2018 (MLB F.A.)
Born: Hinsdale, Illinois • Resides: Burr Ridge, Illinois

28 TYLER
GENTRY

OUTFIELDER • R/R • 6'2" • 215 • Born 2/1/1999 (Age 25)
2020 MLB Draft – Round 3 (Alabama)
Born: Memphis, Tennessee • Resides: Arlington, Tennessee

12 NICK
LOFTIN

INF/OF • R/R • 6'0" • 180 • Born 9/25/1998 (Age 25)
2020 MLB Draft – Round 1/32nd (Baylor)
Born/Resides: Corpus Christi, Texas

34 DEVIN
MANN

INF/OF • R/R • 6'3" • 210 • Born 2/11/1997 (Age 27)
Traded from Los Angeles (NL) – 8/1/2023
Drafted by Los Angeles (NL) – 2018, Round 5 (Louisville)
Born/Resides: Columbus, Indiana

33 BRIAN
O'KEEFE

CATCHER • R/R • 6'0" • 210 • Born 7/15/1993 (Age 30)
Signed as a Minor League Free Agent – 4/1/2024
Drafted by St. Louis – 2014, Round 7 (St. Joseph's)
Born/Resides: Albany, New York

16 LOGAN
PORTER

CATCHER • R/R • 6'0" • 200 • Born 7/12/1995 (Age 28)
Signed as a Minor League Free Agent – 7/11/2023
Originally signed as an Undrafted Free Agent – 6/18/2018 (Duke State)
Born/Resides: Surprise, Arizona

32 NICK
PRATTO

1B/OF • L/L • 6'1" • 225 • Born 10/6/1998 (Age 25)
2017 MLB Draft – Round 1/14th (Huntington Beach HS)
Born/Resides: Huntington Beach, California

2 JOHN
RAVE

OUTFIELDER • L/L • 6'0" • 200 • Born 12/30/1997 (Age 26)
2019 MLB Draft – Round 5 (Illinois State)
Born: Canton, Illinois • Resides: Bloomington, Illinois

3 TYLER
TOLBERT

INF/OF • R/R • 6'0" • 160 • Born 1/27/1998 (Age 26)
2019 MLB Draft – Round 13 (Alabama-Birmingham)
Born: Birmingham, Alabama • Resides: Trussville, Alabama

6 DREW
WATERS

OUTFIELDER • S/R • 6'0" • 185 • Born 12/30/1998 (Age 25)
Traded from Atlanta – 7/11/2022
Drafted by Atlanta – 2017, Round 2/41st (Etowah HS)
Born: Atlanta, Georgia • Resides: Marietta, Georgia

QUICK NOTES

2024: Leads the team with 30 H, 9 2B, 2 3B, 6 HR, 17 XBH, 61 TB, 19 RBI & 23 R ... leads the team in multi-hit games (11) and has four 3-hit games this year and has come a bit shy of the cycle 3 times ... has 9 of the team's 14 hardest hit batted balls ... 2nd in Triple-A with 32 balls hit 100mph or harder.

✦ Began his career in the Braves system before being acquired by the Royals on July 11, 2023, with Andrew Hoffmann and Drew Waters for the 35th pick in the 2022 MLB Draft.
✦ Opened the 2023 season with Omaha and played 44 of the first 60 games but landed on the Injured List 6/31 and in the time, led the team with 10 home runs ... activated 7/14, after hitting .412 on rehab in 6 games with the ACL Royals, 4 HR, 15 RBI and a 1.835 OPS ... had 3 of Omaha's 10 hardest-hit base hits, including the highest single exit velocity.
✦ Younger brother, Blaze Alexander, currently plays for the Arizona Diamondbacks ... father, Chuck Alexander, pitched five years in Cleveland's system ... uncle, Dan Pleasac, pitched 18 MLB seasons and is an MLB Network analyst ... second cousin, Zach Pleasac, has pitched 5 years in the Major Leagues and is currently in Triple-A with the Angels.

HIT STREAK:

ON-BASE BASE STREAK:

2024: Has reached base in 17 of 24 games played ... 21 starts at SS are the most of any Storm Chaser at a single position this year.

✦ Joins the Royals for his 2nd MLB organization, after being acquired via trade with Ryan Brady from Milwaukee for Taylor Clarke in December 2023.
✦ Opened the 2023 season on the 7-Day Injured List for Nashville (AAA) but was activated April 20 and played 103 games, slashed .271/.363/.461 (91-for-336) ... led the Sounds in games and runs scored (57), while tied 6th among Brewers Minor League players in extra-base hits (40) ... made a start at every spot in the batting order except leadoff.
✦ Between 2019 and 2023, he had the most doubles (81) of any Brewers Minor League player in the majors, while he ranked 2nd in games played (379), 3rd in hits (324) and tied 4th in runs batted in (179) ... his .766 OPS since being drafted ranks 5th among Milwaukee Minor Leaguers with at least 1,000 plate appearances.

HIT STREAK: 2 Games (5/3 to 5/4) .333 (2-for-6), 1 2B

ON-BASE BASE STREAK: 2 Games (5/3 to 5/4) .333 (2-for-6), 2 BB

2024: Has hits in 16 of 22 games this year ... leads the team with 7 games of 2+ RBI ... has made at least 3 starts at all 3 outfield positions.

✦ Made his first Opening Day roster with Royals in 2023, but hit .075 (4-for-53) in 28 games over 4 stints with KC ... had hits in first 2 AB's with Omaha and homered in his first plate appearance of his first stint on 4/27 @ Nashville, again to open his first stint on 6/17 vs. Columbus ... of 15 HR this year have come on the first pitch ... DFA'd 11/2, outrighted 11/8.
✦ Threw a scoreless inning April 10, 2023 @ Texas, allowed 2 hits and recorded 1 strikeout, while his fastball sat 91-95 ... outside of pitching, has played six different positions in his career, with the largest portion of his playing time at third base (2017-2 innings) ... has also played RF, CF, 2B, LF and SS ... drafted as a catcher, hasn't played there professionally.
✦ Since he was drafted in 2018, Eaton's 455 hits are the second-most of any Royals Minor League hitter ... 278 runs scored, and 1,937 plate appearances rank third.

HIT STREAK: 2 Games (5/2 to 5/4) .667 (6-for-9), 3 2B

ON-BASE BASE STREAK: 2 Games (5/2 to 5/4) .667 (6-for-9), 1 BB

2024: Opened the year 1-for-13 (.077) over his first 5 games, but has gone 9-for-30 (.300) with 5 XBH over 9 games since April 12.

✦ Joins the Royals for his 2nd MLB organization, after being selected by Kansas City from Boston in the Minor League phase of the Rule 5 Draft in December 2023.
✦ Spent most of the 2023 season with Worcester (AAA) but missed 25 games on the Injured List and had a 4-game rehab stint with the FCL Red Sox (R) ... combined to slash .268/.348/.491 (90-for-336) with 25 doubles, 7 triples, 12 home runs and 60 runs batted in.
✦ Awarded a key to the city of Worcester, Massachusetts in September 2023 ... played 235 games with the Worcester Red Sox between 2021 and 2023, the most of any Woodstock player in that span ... in that stretch, led the club in plate appearances (936), doubles (52), triples (11), runs scored (115), runs batted in (137) and walks (94).
✦ Played collegiately at Creighton University from 2013-16 and slashed .253/.336/.356 (159-for-629) over 4 seasons (183 games) ... graduated with a BS in Business Administration.

HIT STREAK:

ON-BASE BASE STREAK:

Ranked by MLB Pipeline as the No. 10 Royals prospect ... Ranked by Baseball America as the No. 13 Royals prospect

2024: Went 2-for-4 on Opening Day (March 29), but just 4-for-48 (.088) with 22 strikeouts between March 30 and April 19 ... since April 20, is 6-for-26 (.231) ... hit a walk-off single in the 9th inning of a 5-4 win over Indianapolis on April 25.

✦ Added to Kansas City's 40-man roster on November 14, 2023 ... named an MLB Organization All-Star each of the last two years, a stretch where his 251 hits, 50 doubles and 157 runs batted in are the most of any Royals Minor League hitter ... 37 home runs are tied for the organization lead since 2022.

✦ Spent the entire 2023 season in Omaha and led the team in most offensive categories, including home runs (16), runs batted in (71), hits (120), doubles (28), extra-base hits (46), total bases (200), runs scored (69) and walks (81) ... ranked 3rd among Royals farmhands in 2023 in runs batted in and ranked 4th in home runs.

✦ Named Kansas City's George Brett Hitter of the Year in 2022, as well as the Double-A Player of the Year with NW Arkansas (AA) and a 2nd team Baseball America MiLB All-Star.

HIT STREAK:

ON-BASE BASE STREAK:

2024: Made his first MLB Opening Day roster and appeared in 13 games with Kansas City through April 17, hit .276 (8-for-29) with a .647 OPS, all singles with 6 RBI and 5 BB, playing 1B, 2B and 3B, with 9 total starts ... optioned to Omaha on April 18 and hit safely in his first 5 games, 2+ hits in 4 of 8 games
✦ Made his MLB debut last September 1 vs. Boston, became the second player in Royals history with 2 hits and 1 walk in his debut ... played in 19 of Kansas City's last 27 games and batted .323, which led all MLB rookies in that span (min. 50 AB).

✦ Opened the 2023 season with Omaha and played 44 games before being placed on the Injured List June 1 ... activated July 15 and played 38 more games with Omaha before his call-up to the Major Leagues ... named an MiLB.com Organization All-Star ... his 56 RBI with Omaha ranked 2nd on the team, despite playing in just 82 games.

✦ Made starts at 4 positions in 2023, including third base (409.1 innings), second base (209.2 innings), left field (26.0 innings) and first base (22.0 innings).

HIT STREAK:

ON-BASE BASE STREAK:

2024: Has reached base safely in 18 of 20 games, including team-best 17 straight, with hits in 13 of those games ... leads the team with 9 starts at DH.

✦ Joins the Royals for his 2nd MLB organization, after being acquired via trade with OF Derlin Figueroa for LHP Ryan Yarbrough from the Dodgers on August 1, 2023.

✦ Opened the year with the Oklahoma City Dodgers (AAA) and played 89 games for OKC, slashed .307/.402/.541 (101-for-329, .943 OPS) with 33 doubles, 14 homers and 50 walks before being traded ... between the Dodgers and Chasers, was 1st among ALL Triple-A hitters with 42 doubles, tied 3rd with 63 extra-base hits and tied 15th with 69 walks.

✦ Reached base in a career-best 30 straight games with OKC in 2023, between May 2 and June 13, a stretch where he slashed .318/.500/.695 (40-for-105) with 8 homers, 34 RBI and 24 BB ... reached base in 31 of 37 games with Omaha (81%) in 2023, including 13 straight games from August 22 to September 7.

✦ Has played 7 positions in the field in his career, with the latest portion of time at second base (175.12 innings) and at least 5 different positions each of the last 3 seasons.

HIT STREAK:

ON-BASE BASE STREAK:

2024: Signed with Minnesota as a Minor League free agent on February 6 and appeared in 15 Grapefruit League games with the Twins, released by Minnesota on March 27, signed with Kansas City April 1 and assigned to Omaha ... has reached base in 12 of 14 games with the Chasers.

✦ Joins the Royals in 2024 to mark his 4th MLB organization ... spent the first 7 years of his professional career from 2014-20 with the Cardinals, reaching as high as Double-A over 6 seasons in the Minors with St. Louis ... spent the last 3 years (2021-23) with the Mariners and played 10 games in the Majors with Seattle and 230 games at Triple-A Tacoma.

✦ Spent most of 2022 in Triple-A and made his MLB debut on 10/12/22 vs. Oakland, going 1-for-2 with one walk ... re-signed a Minor League deal for 2023 and again spent the bulk of the season with Tacoma, but has his contract purchased by the Mariners on August 16 and played in 8 games for Seattle from August 17 to September 11, 2023.

✦ Named the Pacific Coast League Player of the Week August 1-6 after batting .357 (10-for-28) with 5 doubles, 3 home runs and 12 RBI with a 1.236 OPS in 6 games.

HIT STREAK: 2 Games (5/2 to 5/4) .286 (2-for-7), 1 HR

ON-BASE BASE STREAK: 5 Games (4/21 to 5/4) .313 (5-for-16), 5 BB

2024: His .382 average is 5th among Triple-A hitters with at least 60 plate appearances, while a 1.238 OPS ranks 1st ... has reached in 14 of 15 games, with hits in 12 games ... has reached twice or more in 12 games.

✦ Opened the 2023 season with Omaha and reached base in 87 of 108 games played (80.6%) for the Chasers ... contract was selected by the Royals on September 11 and ended the year in the big leagues ... appeared in 11 of Kansas City's final 18 games with 9 starts at catcher, including his MLB debut on September 12 @ Chicago (AL), where he went 2-for-4 with 2 RBI ... hit his 1st MLB homer in his 2nd game on September 16 vs. Houston ... DFA'd when the season ended, re-signed to an MiLB deal in November.

✦ Among qualified full-season Minor League hitters in 2022, ranked third in on-base percentage (.442) ... his 87 walks were the most in the Royals system that season.

✦ Grew up down the street from Surprise Stadium, was a dubbie for the AZL Royals the summer of 2011 while in high school, also caught bullpens for the team.

HIT STREAK:

ON-BASE BASE STREAK:

2024: Optioned to Omaha on March 22, opened the regular season with the Storm Chasers ... leads the team with 8 steals this year, after stealing just 1 base in 126 combined games last year (AAA & MiLB).

✦ After making his MLB debut with the Royals in 2022 and appeared in 49 games that season, appeared in 95 games with the Royals in 2023 ... opened the year with Omaha and was recalled on April 5, optioned two days later ... recalled for his second stint on April 28 and landed on the 10-day Injured List in July with a left groin strain in ... appeared in 12 games over two rehab stints with Omaha before being reinstated on September 7 to end the season with Kansas City.

✦ Since being drafted in 2017, his 2,289 plate appearances in the Minor Leagues are the 2nd-most of anyone in the Royals organization (behind Brewer Hicklen's 2,323) ... in that timespan, he ranks 2nd in the organization in doubles (111), 3rd in hits (472) and 3rd in runs scored (278).

HIT STREAK: 5 Games (4/25 to 5/4) .391 (9-for-23), 1 BB, 1 HR

ON-BASE BASE STREAK: 6 Games (4/24 to 5/5) .333 (9-for-27), 2 BB

2024: Has made at least 3 starts at all 3 outfield positions ... has hits in 15 of 17 games where he has reached base, with 5 multi-hit games.

✦ After opening 2023 with Double-A NW Arkansas (54 games), ended the year at Triple-A Omaha (70 games) and combined to hit .253 (117-for-463) with a .749 OPS, 62 runs batted in and 10 steals ... carried an on-base streak from Double-A into Triple-A and reached base in 31 straight games between May 31 and July 14, his final 10 games in NWA and first 21 with OMA ... in that stretch, went 36-for-114 (.316) at the plate with 13 extra-base hits (9 doubles, 1 triple & 3 home runs) and 20 RBI, along with 20 walks.

✦ Among Royals Minor League players between 2021 and 2023, Rave's 192 runs batted in rank as the 2nd-most over those three seasons, while he ranks 3rd in the organization with 323 games played, 1364 plate appearances, 297 hits and 173 walks.

✦ Has landed on SportsCenter's Top 10 players the last two years ... No. 3 for a juggling catch on August 8, 2023 vs. Iowa and No. 4 for a diving catch on July 9, 2022 vs. Tulsa.

HIT STREAK:

ON-BASE BASE STREAK:

2024: One of two players on the Opening Day roster that had not appeared above the Double-A level ... hits in 7 of 19 games with Omaha.

✦ Spent the entire 2023 season with NW Arkansas (AA), appearing in 126 games with the Naturals, where he was named Kansas City's George Brett Hitter of the Year ... produced a .276/.336/.419 (.143-for-518) slashline, with career-bests in batting average, slugging percentage and OPS (.755) ... raised his average .52 points from 2022 (.244).

✦ As a professional, he is 193-for-204 (94.6% success rate) in stolen base attempts ... 193 steals is the most of ANY player in MiLB since 2019 and 2nd in that time among ALL players ... he has the most steals in that span of any Royals Minor League player, while 31 triples and 276 runs scored also rank as the most of any player in KC's system.

✦ Has two cousins in the NFL: quarterback Joshua Dobbs, whose 9,360 yards at Tennessee rank third in school history and wide receiver Parker Washington.

HIT STREAK: 2 Games (5/1 to 5/2) .286 (2-for-7), 1 2B

ON-BASE BASE STREAK: 2 Games (5/1 to 5/2) .286 (2-for-7), 1 BB

2024: Optioned to Omaha on March 22, opened the regular season with the Storm Chasers ... has reached base safely in 20 of 23 games, with hits in 17 games and 9 multi-hit games ... on 4/11 vs. GWN, went 4-for-5 with 9 TB and 7 RBI.

✦ Spent the first 4 1/2 seasons of his career in the Atlanta Braves organization and opened 2022 with Gwinnett (AAA) before being acquired by the Royals on July 11 with Andrew Hoffmann and CJ Alexander for the 35th pick in the 2022 MLB Draft ... reported to Omaha before making his MLB debut with Kansas City in August 2022.

✦ Opened 2023 on the Injured List with a left oblique strain and played rehab 13 games with Omaha (AAA) before being reinstated on May 26 to finish the year in KC, played 98 games in the big leagues ... in his first 6 games of his rehab assignment with Omaha, went 1-for-12 (.045) ... over his last 7 games, hit .533 (16-for-30) with a 1.603 OPS.

✦ In 2023, ranked tied eighth in the American League in triples (5), trailing teammate Bobby Witt Jr.'s MLB-leading 11 ... 6 assists as a right fielder were tied 8th most in the AL, while he tied third among MiLB center fielders with a .928 mph arm strength.

HIT STREAK: 4 Games (5/1 to 5/4) .389 (7-for-18), 2 2B, 1 HR

ON-BASE BASE STREAK: 4 Games (5/1 to 5/4) .389 (7-for-18), 2 BB

CAREER HIGHS

H	3	(23x) Last: 5/2/24 @ Iowa
R	4	8/17/22 vs. San Antonio
HR	2	(5x) Last: 8/11/22 @ Arkansas
RBI	7	7/6/23 @ ACL Cubs
BB	3	(3x) Last: 7/6/23 @ ACL Cubs
SB	2	(2x) Last: 5/26/22 @ Pensacola
H	4	6/17/23 vs. Gwinnett
R	3	(3x) Last: 6/26/21 vs. Montgomery
HR	2	(4x) Last: 6/29/23 @ Memphis
RBI	4	(5x) Last: 6/29/23 @ Memphis
BB	3	(5x) Last: 7/22/23 vs. Jacksonville
SB	3	7/22/19 vs. AZL Athletics Gold
H	4	(8x) Last: 9/3/22 @ DETROIT
R	3	(21x) Last: 6/17/23 vs. Columbus
HR	2	(3x) Last: 6/17/23 vs. Columbus
RBI	4	(7x) Last: 4/13/23 vs. Gwinnett
BB	4	7/29/18 @ Ogden
SB	3	(2x) Last: 5/26/23 @ St. Paul
H	4	(3x) Last: 7/21/21 vs. Harrisburg
R	3	(4x) Last: 8/3/23 @ Syracuse
HR	2	(2x) Last: 6/14/23 @ Norfolk
RBI	5	4/9/19 @ Lynchburg
BB	3	(3x) Last: 8/19/23 vs. Scranton/WB
SB	2	(2x) Last: 7/17/23 vs. FCL Orioles
H	4	(4x) Last: 9/16/23 vs. Indianapolis
R	4	(2x) Last: 7/17/22 @ Corpus Christi
HR	2	(2x) Last: 6/29/22 @ Amarillo
RBI	6	6/2/21 vs. Beloit
BB	3	(8x) Last: 9/12/23 vs. Indianapolis
SB	2	9/17/23 vs. Indianapolis
H	5	8/12/21 vs. Beloit
R	4	(3x) Last: 7/6/23 @ ACL Cubs
RBI	1	(42x) Last: 8/26/23 vs. St. Paul
HR	5	4/22/22 @ Frisco
BB	3	(5x) Last: 8/22/23 vs. St. Paul
SB	2	(2x) Last: 6/10/22 @ Tulsa
H	4	(3x) Last: 5/16/19 @ Lansing
R	4	(2x) Last: 4/11/23 vs. Gwinnett
HR	2	(6x) Last: 6/17/23 vs. Salt Lake
RBI	5	(3x) Last: 6/17/23 vs. Salt Lake
BB	3	(7x) Last: 5/4/23 @ Iowa
SB	2	(2x) Last: 5/10/21 @ Amarillo
H	4	(4x) Last: 4/2/23 vs. Oklahoma City
R	4	6/28/18 vs. Bradenton
HR	3	7/2/22 vs. Salt Lake
RBI	6	6/9/21 @ Springfield
BB	4	8/19/21 @ Sacramento
SB	1	(18x) 6/28/23 vs. Salt Lake
H	4	8/6/19 @ Johnson City
R	3	(6x) Last: 8/22/23 vs. St. Paul
HR	2	(3x) Last: 4/5/23 vs. Toledo
RBI	4	(2x) Last: 8/10/21 vs. Beloit
BB	3	(9x) Last: 4/25/24 vs. Indianapolis
SB	1	(2x) Last: 6/18/23 vs. Columbus
H	4	(3x) Last: 8/30/22 @ CHICAGO (AL)
R	4	(3x) Last: 4/30/22 vs. Toledo
HR	3	5/21/21 @ Springfield
RBI	6	5/21/21 @ Springfield
BB	3	(12x) Last: 9/26/22 @ St. Paul
SB	2	(5x) Last: 4/14/24 vs. Gwinnett
H	4	(4x) Last: 6/18/23 vs. Columbus
R	5	4/18/23 vs. Amarillo
HR	3	4/18/23 vs. Amarillo
RBI	6	4/18/23 vs. Amarillo
BB	3	(3x) Last: 9/10/22 @ Wichita
SB	3	8/22/21 @ South Bend
H	4	6/22/22 vs. Beloit
R	4	6/21/22 @ Wisconsin
HR	1	(20x) Last: 9/1/23 vs. Springfield
RBI	4	(5x) Last: 7/2/23 @ Wichita
BB	3	(3x) Last: 7/17/22 vs. Great Lakes
SB	4	8/16/22 @ Peoria
H	4	(13x) Last: 4/1/23 vs. Gwinnett
R	4	7/8/17 @ GCL Tigers West
HR	2	(3x) Last: 5/21/23 vs. Toledo
RBI	7	4/11/23 vs. Gwinnett
BB	3	8/4/21 vs. Charlotte
SB	3	7/27/22 @ Syracuse

SO NICE, THEY DID IT TWICE (OR MORE)	MULTI-HIT GAMES					MULTI-RUN GAMES					MULTI-RBI GAMES					MULTI-BB GAMES					MULTI-K GAMES					MULTI-SB GAMES				
	2	3	4	5+	T	2	3	4	5+	T	2	3	4	5+	T	2	3	4	5+	T	2	3	4	5+	T	2	3	4	5+	T
31 CJ Alexander	7	4	-	-	11	6	2	-	-	8	2	1	2	-	5	-	-	-	-	-	7	2	-	-	9	-	-	-	-	-
24 Cam Devanney	5	-	-	-	5	3	-	-	-	3	4	2	-	-	6	1	-	-	-	1	6	2	1	-	9	-	-	-	-	-
18 Nate Eaton	5	3	-	-	8	2	1	-	-	3	6	-	1	-	7	2	-	-	-	2	3	-	-	-	3	1	-	-	-	1
22 Ryan Fitzgerald	1	1	-	-	2	-	-	-	-	-	1	-	-	-	1	-	-	-	-	-	4	-	-	-	4	-	-	-	-	-
28 Tyler Gentry	1	1	-	-	2	2	-	-	-	2	2	1	-	-	3	2	-	-	-	2	4	5	-	-	9	-	-	-	-	-
12 Nick Loftin	3	1	-	-	4	-	-	-	-	-	1	-	-	-	1	1	-	-	-	1	-	-	-	-	-	-	-	-	-	-
34 Devin Mann	5	1	-	-	6	1	-	1	-	2	3	-	-	-	3	1	1	-	-	2	2	1	1	-	4	-	-	-	-	-
33 Brian O'Keefe	3	-	-	-	3	1	-	-	-	1	3	-	-	-	3	3	1	-	-	4	3	-	-	-	3	-	-	-	-	-
16 Logan Porter	5	2	-	-	7	3	-	-	-	3	4	1	-	-	5	2	-	-	-	2	3	-	-	-	3	-	-	-	-	-
32 Nick Pratto	7	1	-	-	8	3	1	-	-	4	1	1	-	-	2	2	-	-	-	2	9	1	2	-	12	1	-	-	-	1
2 John Rave	5	-	-	-	5	2	-	-	-	2	4	-	-	-	4	2	-	-	-	2	4	1	-	-	5	-	-	-	-	-
3 Tyler Tolbert	1	1	-	-	2	-	-	-	-	-	-	-	-	-	-	2	-	-	-	2	6	2	-	-	8	-	-	-	-	-
6 Drew Waters	7	1	1	-	9	4	-	-	-	4	2	1	-	1	4	2	-	-	-	2	7	2	-	-	9	1	-	-	-	1
25 Mike Brosseau	-	-	-	-	-	-	-	-	-	-	-	-	-	-	-	-	-	-	-	-	2	-	-	-	2	-	-	-	-	-
26 Kyle Hayes	-	-	-	-	-	-	-	-	-	-	-	-	-	-	-	-	-	-	-	-	-	-	-	-	-	-	-	-	-	-
9 Michael Massey	4	1	-	-	5	3	-	-	-	3	2	1	-	-	3	-	-	-	-	-	-	-	-	-	-	-	-	-	-	-
14 Austin Nola	-	-	-	-	-	-	-	-	-	-	-	-	-	-	-	-	-	-	-	-	-	1	-	-	1	-	-	-	-	-
	59	17	1	0	77	30	4	1	0	35	35	8	3	1	47	20	2	0	0	22	60	17	4	0	81	3	0	0	0	3

			HITTING STREAKS									ON-BASE STREAKS												
PLAYER	CURRENT	LONGEST	DATES/RESULTS (OF LONGEST)								CURRENT	LONGEST	DATES/RESULTS (OF LONGEST)											
			START	END	AVG	2B	3B	HR	RBI	OPS			START	END	AVG	2B	HR	BB	HBP	OBP				
47 CJ Alexander	-	6	4/4	4/11	.440 (11-25)	5	0	2	6	1.361	-	6	4/4	4/11	.440 (11-25)	5	2	2	0	.481				
24 Cam Devanney	2	7	4/6	4/14	.400 (10-25)	3	0	2	8	1.244	2	7	4/6	4/14	.400 (10-25)	3	2	3	2	.484				
18 Nate Eaton	2	10	4/4	4/18	.432 (16-37)	3	0	1	14	1.042	2	11	3/31	4/18	.432 (16-37)	3	1	3	0	.475				
22 Ryan Fitzgerald	-	4	4/12	4/17	.467 (7-15)	4	0	1	3	1.433	4	4 (2x)	4/20	5/3	.167 (2-12)	0	0	1	2	.333				
28 Tyler Gentry	-	2 (2x)	4/20	4/21	.286 (2-7)	1	0	1	3	1.232	2	5	3/29	4/4	.167 (3-18)	0	0	4	0	.318				
12 Nick Loftin	-	5	4/23	5/1	.455 (10-22)	1	0	0	4	.978	-	7	4/23	5/3	.379 (11-29)	1	0	4	0	.455				
34 Devin Mann	-	6	4/4	4/12	.429 (9-21)	2	0	2	7	1.348	17	17	4/4	5/4	.328 (19-58)	4	3	10	3	.451				
33 Brian O'Keefe	2	4	4/10	4/17	.333 (5-15)	1	0	2	6	1.244	5	5 (2x)	4/21	5/4	.313 (5-16)	0	1	5	0	.476				
16 Logan Porter	-	9	4/4	4/23	.429 (15-35)	4	1	4	11	1.467	12	12	4/4	5/3	.400 (18-45)	6	4	10	1	.518				
32 Nick Pratto	5	5	4/25	5/4	.391 (9-23)	0	1	1	3	1.026	6	8	4/9	4/18	.219 (7-32)	0	3	5	0	.324				
2 John Rave	-	3	4/24	5/1	.364 (4-11)	2	0	0	2	1.045	5	5 (2x)	4/24	5/4	.353 (6-17)	2	1	5	0	.458				
3 Tyler Tolbert	2	2 (2x)	5/1	5/2	.286 (2-7)	1	0	0	0	.804	2	4	4/6	4/12	.313 (5-16)	0	0	4	0	.450				
6 Drew Waters	4	4 (2x)	5/1	5/4	.389 (7-18)	2	0	1	5	1.117	4	14	4/5	4/23	.352 (19-54)	6	2	10	1	.462				

BOLD indicates longest streak in 2024 among active players

Italics indicates longest personal streak in 2024 is active

Gold indicates career-best streak

PITCH TIMER VIOLATIONS CALLED ON OMAHA HITTERS (0)					
DATE	INNING	UMPIRE	HITTER	COUNT AT CALL	BATTER RESULT (COUNT)

PINCH-HITTING LOG (4)					
#	DATE	INNING	PINCH HITTER	HITTING FOR	RESULT
1.	3/30 vs. Iowa	▼ 8	Nate Eaton	Drew Waters	Lineout, L9
2.	3/31 vs. Iowa	▼ 6	Nate Eaton	Drew Waters	Walk
3.	4/5 @ Columbus	▲ 9	Mike Brosseau	Ryan Fitzgerald	Walk
4.	4/12 vs. Gwinnett	▼ 9	CJ Alexander	Mike Brosseau	Strikeout Swinging
Omaha Pinch Hitters: 0-for-2, 2 BB					
Most-Used Pinch Hitter:			Most Frequently Pinch-Hit For:		
Nate Eaton (2x)			Drew Waters (2x)		

PITCHING

vs. Left-Handed Starter	5-4
vs. Right-Handed Starter	13-7
WITH Left-Handed Starter	5-3
WITH Right-Handed Starter	13-9
0-4 strikeouts	1-0
5-9 strikeouts	8-7
10+ strikeouts	9-4
0 runs of support	2-5
1-2 runs of support	5-3
3-4 runs of support	3-2
5-9 runs of support	7-1
10+ runs of support	1-0
Starter goes less than 4.0 Innings	4-6
Starter goes 4.0/4.1/4.2 Innings	4-3
Starter goes 5.0/5.1/5.2 Innings	8-2
Starter goes 6.0+ Innings	2-0

SCORING

1-Run Games	5-4
2-Run Games	1-1
3-4-Run Games	4-5
5+ Run Games	8-1
Extra Innings	2-2
Shutouts	1-3
Doubleheaders	2-2 (2 SPLITS)
Scoring 0-2 Runs	1-5
3-5 Runs	4-5
6-9 Runs	7-1
10+ Runs	6-0
Opponent 0-2 Runs	5-1
3-5 Runs	8-3
6-9 Runs	5-7
10+ Runs	0-0
Scored in 1st Inning	7-2
Opponent scored in 1st	7-3
Scores first	10-4
Opponent scores first	8-7

HITTING

Omaha 0-5 hits	1-4
6-9 hits	5-5
10+ hits	11-2
Opponent 0-5 hits	5-1
6-9 hits	5-8
10+ hits	8-2
Out-hit opponent	13-2
Out-hit by opponent	2-7
Hits are tied	3-2
Hit 0 home runs	3-7
1 home run	6-2
2 home runs	6-1
3+ home runs	3-1
Opponent hit 0 home runs	7-4
1 home run	7-5
2 home runs	3-2
3+ home runs	1-0
Leave 0-5 runners on base	3-3
6-9 on base	10-7
10+ on base	5-1
Opponent leaves 0-5 runners on base	1-2
6-9 on base	11-6
10+ on base	6-3
Steals 0 bases	5-8
1 base	2-3
2 bases	3-0
3+ bases	8-0
Opponent steals 0 bases	10-3
1 base	3-5
2 bases	3-0
3+ bases	2-3

FIELDING

Turned 0 double plays	8-9
1 double play	7-1
2 double plays	2-1
3+ double plays	1-0
Made 0 errors	9-4
1 error	5-5
2 errors	3-2
3+ errors	1-0
Opponent made 0 errors	6-4
1 error	8-5
2 errors	2-2
3+ errors	2-0

TEAM HIGHS

LONGEST WIN STREAK	5 Games	April 6 - 11
LONGEST LOSING STREAK	3 Games (2x)	Last: April 17 - 19
LONGEST HOME WINNING STREAK	3 Games	April 9 - 11
LONGEST HOME LOSING STREAK		
LONGEST ROAD WINNING STREAK	4 Games	May 1 - 4
LONGEST ROAD LOSING STREAK	3 Games	April 17 - 19
LARGEST MARGIN OF VICTORY	9 Runs	4/11 vs. Gwinnett (18-9 Win)
LARGEST MARGIN OF DEFEAT	8 Runs	4/18 @ Nashville (9-1 Loss)
LONGEST GAME, INNINGS	11 Innings	3/29 vs. Iowa (5-4 Win, 11 Innings)
LONGEST GAME, TIME	3:13	4/6 @ Columbus (11-5 Win)
LONGEST 9-INNING GAME, TIME	3:13	4/6 @ Columbus (11-5 Win)
SHORTEST 9-INNING GAME, TIME	2:08	4/19 @ Nashville (3-2 Loss)
SHORTEST GAME, TIME	1:50	4/4 @ Columbus, G1 (3-0 Loss, 7 Innings)
LARGEST COMEBACK WIN	4 Runs (2x)	Last: After Middle 4th, 4/11 vs. Gwinnett (18-9 Win)
LARGEST MARGIN OF LEAD SURRENDERED (LOSS)	5 Runs, After Top 4th Inning	4/5/2024 @ Columbus (8-5 Loss)
MOST ERRORS, TEAM	3	4/11 vs. Gwinnett (18-9 Win)
MOST ERRORS, PLAYER	1 (26x)	Last: Drew Waters and Devin Mann, 5/4 @ Iowa (10-3 Win)
LARGEST CROWD, HOME	9,023	4/24 vs. Indianapolis (7-4 Loss)
LARGEST CROWD, ROAD	10,420	4/20 @ Nashville (8-2 Win)
WARMEST FIRST PITCH	85 Degrees	4/14 vs. Gwinnett (6-1 Win)
COLDEST FIRST PITCH	42 Degrees (2x)	4/4 @ Columbus, G1 & G2 (3-0 Loss & 5-4 Win)

STORM CHASERS

4/11 vs. Gwinnett (18-9 Win)	18
Last: 4/19 @ Nashville (3-2 Loss)	3 (4x)
4/6 @ Columbus (11-5 Win)	17
4/11 vs. Gwinnett (18-9 Win)	7
Last: 5/2 @ Iowa (9-6 Win)	2 (2x)
4/20 @ Nashville (8-2 Win)	4
4/11 vs. Gwinnett (18-9 Win)	29
4/11 vs. Gwinnett (18-9 Win)	9
4/11 vs. Gwinnett (18-9 Win)	16
Last: 5/4 @ Iowa (10-3 Win)	12 (2x)
5/4 @ Iowa (10-3 Win)	10
4/3 @ Columbus (3-0 Loss)	18
4/25 vs. Indianapolis (5-4 Win)	4
Last: 5/4 @ Iowa (10-3 Win)	1 (6x)
Last: 5/4 @ Iowa (10-3 Win)	4 (2x)
5/1 @ Iowa, G2 (5-1 Win, 7 Innings)	2
Last: 5/2 @ Iowa (9-6 Win)	2 (3x)

SINGLE-GAME TEAM HIGHS

MOST RUNS SCORED, GAME	9 (3x)
FEWEST HITS, GAME	3
MOST HITS, GAME	16
MOST DOUBLES, GAME	5
MOST TRIPLES, GAME	1 (8x)
MOST HOME RUNS, GAME	3
MOST TOTAL BASES, GAME	23
MOST EXTRA-BASE HITS, GAME	7
MOST RBI, GAME	8 (4x)
MOST RUNNERS LOB, GAME	14
MOST WALKS, GAME	8 (2x)
MOST STRIKEOUTS, GAME	14 (2x)
FEWEST STRIKEOUTS, GAME	3
MOST SACRIFICE FLIES, GAME	2 (3x)
MOST STOLEN BASES, GAME	7
MOST HIT BY PITCHES	2 (3x)
MOST DOUBLE PLAYS GROUNDED INTO, GAME	3

OPPONENT

4/18 @ Nashville (9-1 Loss)	3
4/4 @ Columbus, G2 (5-4 Win, 7 Inn.)	16
4/11 vs. Gwinnett (18-9 Win)	5
4/16 @ Nashville (10-9 Win)	1 (8x)
4/25 vs. Indianapolis (5-4 Win)	3
4/9 vs. Gwinnett (10-3 Win)	23
4/16 @ Nashville (10-9 Win)	7
4/16 @ Nashville (10-9 Win)	8 (4x)
4/18 @ Nashville (9-1 Loss)	14
4/6 @ Columbus (11-5 Win)	8 (2x)
5/2 @ Iowa (9-6 Win)	14 (2x)
4/16 @ Nashville (10-9 Win)	3
4/14 vs. Gwinnett (6-1 Win)	2 (3x)
4/24 vs. Indianapolis (7-4 Loss)	7
4/12 vs. Gwinnett (7-6 Loss)	2 (3x)
4/12 vs. Gwinnett (7-6 Loss)	3
4/23 vs. Indianapolis (7-4 Win)	3

STORM CHASERS

Last: 5/3 @ Iowa (7-4 Win)	6 (2x)
4th to 8th Innings, 4/11 vs. Gwinnett (18-9 Win)	5
2nd Inning: 4/9 vs. Gwinnett (10-3 Win)	7
4/9 vs. Gwinnett (10-3 Win)	12
Last: 8th Inning, 4/11 vs. Gwinnett (18-9 Win)	3 (3x)
Last: 2nd and 9th Innings: 5/4 @ Iowa (10-3 Win)	3 (8x)

SINGLE-INNING TEAM HIGHS

MOST RUNS SCORED, INNING	6 (2x)
MOST CONSECUTIVE INNINGS SCORED	3
MOST HITS, INNING	6 (3x)
MOST TOTAL BASES, INNING	11 (3x)
MOST EXTRA-BASE HITS, INNING	4 (5x)
MOST WALKS, INNING	3 (2x)

OPPONENT

5th Inning: 4/13 vs. Gwinnett (13-6 Win)	6 (2x)
5th to 7th Innings, 4/12 vs. Gwinnett (7-6 Loss)	3
Last: 2nd Inning: 4/16 @ Nashville (10-9 Win)	6 (3x)
Last: 2nd Inning: 4/16 @ Nashville (10-9 Win)	11 (3x)
Last: 4th Inning: 4/18 @ Nashville (9-1 Loss)	3 (5x)
Last: 9th Inning: 5/3 @ Iowa (7-4 Win)	4

STORM CHASERS

Last: Three on 5/4 @ Iowa (10-3 Win)	6 (9x)
Devin Mann, 4/11 vs. Gwinnett (18-9 Win)	4
Drew Waters, 4/9 vs. Gwinnett (18-9 Win)	2 (11x)
Last: Nate Eaton, 5/4 @ Iowa (10-3 Win)	1 (6x)
Last: Two on 5/2 @ Iowa (9-6 Win)	1 (35x)
Last: Three on 5/4 @ Iowa (10-3 Win)	9 (2x)
Last: CJ Alexander, 5/2 @ Iowa (9-6 Win)	3 (4x)
Last: CJ Alexander, 5/2 @ Iowa (9-6 Win)	7
Drew Waters, 4/11 vs. Gwinnett (18-9 Win)	3 (2x)
Last: Devin Mann, 5/4 @ Iowa (10-3 Win)	4 (4x)
Last: Nick Pratto, 5/3 @ Iowa (7-4 Win)	2 (3x)
Last: Drew Waters, 5/4 @ Iowa (10-3 Win)	1 (6x)
Last: John Rave, 5/4 @ Iowa (10-3 Win)	2
Ryan Fitzgerald, 5/1 @ Iowa, G2 (5-1 Win, 7 Inn.)	1 (14x)
Last: Nick Loftin, 5/4 @ Iowa (10-3 Win)	1 (14x)

INDIVIDUAL OFFENSIVE HIGHS

MOST PLATE APPEARANCES, GAME	6 (9x)
MOST RUNS SCORED, GAME	2 (25x)
MOST HITS, GAME	3 (15x)
MOST DOUBLES, GAME	2 (5x)
MOST TRIPLES, GAME	1 (8x)
MOST HOME RUNS, GAME	2
MOST TOTAL BASES, GAME	8
MOST EXTRA-BASE HITS, GAME	3
MOST RBI, GAME	4 (3x)
MOST WALKS, GAME	3 (2x)
MOST STRIKEOUTS, GAME	4
MOST STOLEN BASES, GAME	3
MOST SACRIFICE FLIES, GAME	1 (12x)
MOST HIT BY PITCHES, GAME	1 (11x)
MOST DOUBLE PLAYS GROUNDED INTO, GAME	2

OPPONENT

Last: Four on 4/16 @ Nashville (10-9 Win)	6 (9x)
Last: Luis Vazquez, 5/3 @ Iowa (7-4 Win)	2 (25x)
Last: Miles Mastrobuoni, 5/2 @ Iowa (9-6 Win)	3 (15x)
Last: Curt Casali, 5/2 @ Iowa (9-6 Win)	2 (5x)
Last: Matt Gorski, 4/25 vs. Indianapolis (5-4 Win)	1 (8x)
Sandy León, 4/9 vs. Gwinnett (10-3 Win)	2
Sandy León, 4/9 vs. Gwinnett (10-3 Win)	8
Isaac Collins, 4/16 @ Nashville (10-9 Win)	3
Last: Miles Mastrobuoni, 5/2 @ Iowa (9-6 Win)	4 (3x)
Last: Jake Lamb, 4/24 vs. Indianapolis (7-4 Loss)	3 (2x)
BJ Murray Jr., 3/29 vs. Iowa (5-4 Win, 11 Inn.)	4
J.P. Martinez, 4/12 vs. Gwinnett (7-6 Loss)	3
Last: Brennan Davis, 5/4 @ Iowa (10-3 Win)	1 (12x)
Last: Two on 5/2 @ Iowa (9-6 Win)	1 (11x)
Yasmani Grandal, 4/23 vs. Indianapolis (7-4 Win)	2

STORM CHASERS

Last: Zach Davies, 4/24 vs. Indianapolis (7-4 Loss)	5 (6x)
Last: Collin Selby, 4/18 @ Nashville (9-1 Loss)	5 (3x)
Last: Daniel Lynch IV, 5/1 @ Iowa, G1 (6-5 Loss, 8 Inn.)	2 (3x)
Daniel Lynch IV, 3/29 vs. Iowa (5-4 Win, 11 Inn.)	9
Last: Luis Cessa, 4/25 vs. Indianapolis (5-4 Win)	2 (3x)
Jonathan Bowlan, 4/9 vs. Gwinnett (10-3 Win)	10
Last: William Fleming, 4/13 vs. Gwinnett (13-6 Win)	4 (2x)
John McMillon, 4/6 @ Columbus (11-5 Win)	4
Andrew Hoffmann, 4/16 @ Nashville (10-9 Win)	2
Last: Collin Selby, 4/18 @ Nashville (9-1 Loss)	2 (3x)
Last: Jonathan Bowlan, 4/9 vs. Gwinnett (10-3 Win)	6.0 (2x)
Daniel Lynch IV, 4/17 @ Nashville (6-5 Loss, 10 Inn.)	99
Last: Anthony Veneziano, 5/2 @ Iowa (9-6 Win)	3.0 (3x)
Last: Tyler Duffey, 4/16 @ Nashville (10-9 Win)	51 (2x)

INDIVIDUAL PITCHING HIGHS

MOST RUNS ALLOWED, GAME	8
MOST EARNED RUNS ALLOWED, GAME	7 (2x)
FEWEST HITS ALLOWED, GAME (STARTER)	1 (4x)
MOST HITS ALLOWED, GAME	10
MOST HOME RUNS ALLOWED, GAME	2 (4x)
MOST STRIKEOUTS	7 (3x)
MOST CONSECUTIVE STRIKEOUTS	4 (3x)
MOST WALKS ALLOWED, GAME	5
MOST HIT BATTERS, GAME	1 (13x)
MOST WILD PITCHES, GAME	2
MOST INNINGS PITCHED (STARTER)	6.1
MOST PITCHES THROWN (STARTER)	93
MOST INNINGS PITCHED (RELIEVER)	3.1 (2x)
MOST PITCHES THROWN (RELIEVER)	78

OPPONENT

Daniel Martinez, 4/13 vs. Gwinnett (13-6 Win)	8
Last: Vladimir Gutierrez, 4/16 @ Nashville (10-9 Win)	7 (2x)
Last: Huascar Ynoa, 4/14 vs. Gwinnett (6-1 Win)	1 (4x)
Julio Teheran, 5/2 @ Iowa (9-6 Win)	10
Last: Sam McWilliams, 5/4 @ Iowa (10-3 Win)	2 (4x)
Last: Paul Skenes, 4/24 vs. Indianapolis (7-4 Loss)	7 (3x)
Last: Zak Kent, 4/7 @ Columbus (2-0 Win)	4 (3x)
Aaron Ashby, 4/18 @ Nashville (9-1 Loss)	5
Last: Two on 5/1 @ Iowa, G2 (5-1 Win, 7 Inn.)	1 (13x)
Aaron Ashby, 4/18 @ Nashville (9-1 Loss)	2
Carlos Rodriguez, 4/17 @ Nashville (6-5 Loss, 10 Inn.)	6.1
Aaron Ashby, 4/18 @ Nashville (9-1 Loss)	93
Last: Daniel Martinez, 4/13 vs. Gwinnett (13-6 Win)	3.1 (2x)
Daniel Martinez, 4/13 vs. Gwinnett (13-6 Win)	78

▲ Indicates Storm Chasers Record Tied

* Indicates Storm Chasers Record Set

Game Score Indicated Above is Win/Loss Result for Storm Chasers, even if on opponent side of chart

STATCAST LEADERS (Top 10)

LONGEST MEASURED HOMER DISTANCE			HIGHEST BATTED BALL EXIT VELOCITY			HIGHEST PITCH VELOCITY			HIGHEST PITCH SPIN RATE		
Player	Distance (Pitch, Pitcher)	Date	Player	Exit Velo (Batted Ball Type)	Date	Player	Pitch Velo (Pitch Result)	Date	Player	Spin Rate (Pitch Type)	Date
CJ Alexander	429 (4-Seam FB vs. Julio Teheran)	5/2 @ IOW	CJ Alexander	110.4 (Double vs. Cam Sanders)	5/1 @ IOW[G1]	Will Klein	99.9 (4-Seam FB, Called Ball)	4/4 @ COL	Jacob Wallace	3,281 (Cutter, Swinging Strike)	4/5 @ COL
Logan Porter	427 (4-Seam FB vs. Huascar Ynoa)	4/9 vs. GWN	CJ Alexander	109.7 (Home Run vs. Keegan Thompson)	3/29 vs. IOW	Carlos Hernández	99.8 (4-Seam FB, Called Ball)	5/3 @ IOW	Dan Altavilla	3,273 (4-seam FB, Called Strike)	4/5 @ COL
Tyler Gentry	421 (Slider vs. Blake Holub)	4/20 @ NAS	Drew Waters	109.7 (Single vs. Hayden Wesneski)	3/31 vs. IOW	Steven Cruz	99.6 (4-Seam FB, Strikeout Swinging)	4/7 @ COL	Dan Altavilla	3,007 (4-seam FB, Called Ball)	4/5 @ COL
John Rave	421 (Curveball vs. Janson Junk)	4/20 @ NAS	Nick Pratto	109.3 (Home Run vs. Vladimir Gutierrez)	4/16 @ NAS	Will Klein	99.4 (4-Seam FB, Strikeout Looking)	4/16 @ NAS	Dan Altavilla	3,004 (4-seam FB, Swinging Strike)	4/5 @ COL
Drew Waters	415 (Cutter vs. Chad Patrick)	4/19 @ NAS	CJ Alexander	109.0 (Single vs. Hayden Wesneski)	3/31 vs. IOW	Will Klein	99.4 (4-Seam FB, Strikeout)	4/4 @ COL	Jacob Wallace	3,001 (Slider, Swinging Strike)	4/5 @ COL
Brian O'Keefe	412 (4-Seam FB vs. Daysbel Hernández)	4/13 vs. GWN	Tyler Gentry	108.9 (Home Run vs. Blake Holub)	4/20 @ NAS	Will Klein	99.4 (4-Seam FB, Fielders Choice)	4/4 @ COL	Evan Sisk	3,000 (Slider, Called Ball)	4/16 @ NAS
Devin Mann	407 (4-Seam FB vs. Cam Sanders)	5/1 @ IOW[G1]	CJ Alexander	108.6 (Home Run vs. Taylor Widener)	4/9 vs. GWN	Will Klein	99.4 (4-Seam FB, Called Ball)	4/6 @ COL	Jacob Wallace	2,995 (Slider, Strikeout Swinging)	4/5 @ COL
Cam Devanney	403 (4-Seam FB vs. Harold Chirino)	4/20 @ NAS	CJ Alexander	108.5 (Flyout vs. Connor Sadzeck)	4/25 vs. IND	Carlos Hernández	99.3 (4-Seam FB, Foul Ball)	5/3 @ IOW	Dan Altavilla	2,991 (4-seam FB, Called Ball)	4/5 @ COL
CJ Alexander	401 (Slider vs. Taylor Widener)	4/9 vs. GWN	CJ Alexander	108.4 (Lineout vs. Edwin Escobar)	3/29 vs. IOW	Will Klein	99.3 (4-Seam FB, Foul Ball)	4/16 @ NAS	Jonah Dipoto	2,969 (Slider, Called Strike)	4/5 @ COL
Brian O'Keefe	400 (Sweeper vs. Sam McWilliams)	5/4 @ IOW	CJ Alexander	108.2 (Home Run vs. Daniel Martinez)	4/13 vs. GWN	Will Klein	99.3 (4-Seam FB, Called Ball)	4/4 @ COL	Jacob Wallace	2,965 (Slider, Called Strike)	3/30 vs. IOW

THE LAST TIME OMAHA...

SWEEP A 6-GAME SERIES	June 13 to June 18, 2023 vs. Columbus
SWEEP A 5-GAME SERIES	June 6 to June 10, 2023 @ Indianapolis
SWEEP A 4-GAME SERIES	July 4 to July 7, 2019 vs. Nashville
SWEEP A 3-GAME SERIES	March 31 to April 2, 2023 @ Indianapolis
SWEEP A DOUBLEHEADER	August 28, 2022 vs. Scranton/Wilkes-Barre

THREW A 9-INNING NO-HITTER	6/20/1988 vs. Columbus (Luis Aquino, 2-0 win)
THREW A 7-INNING NO-HITTER	7/13/1990 @ Iowa [G1] (Gene Walter, 3-0 win)
THREW A COMBINED NO-HITTER	4/17/1997 vs. Oklahoma City (Jim Converse and Allen McDill, 2-0 win)

THREW A COMBINED 1-HITTER (9 INNINGS)	8/26/2019 vs. Nashville (5-0 Win)
THREW A COMBINED 1-HITTER (7 INNINGS)	Pitchers: Arnaldo Hernandez (8.0 IP), Gabe Speier (1.0 IP)

THREW A COMBINED 2-HITTER (9 INNINGS)	7/18/2023 vs. St. Paul (1-0 Win)
THREW A COMBINED 2-HITTER (7 INNINGS)	Pitchers: Anthony Veneziano (5.0 IP), James McArthur (2.2 IP) & Walter Pennington (1.1 IP)

GOT NO-HIT (9 INNINGS)	6/25/2013 @ Oklahoma City (2-0 Win)
GOT NO-HIT (LESS THAN 9 INNINGS)	Pitchers: Danny Duffy (5.0 IP), Buddy Baumann (1.0 IP), Donnie Joseph (1.0 IP)

GOT 1-HIT	June 7, 2017 vs. Nashville (4-0 Loss)
GOT 2-HIT	6/29/2008 vs. Oklahoma [G1] (Dustin Nippert, 2-0 loss)
	8/20/2023 @ Toledo (3-0 Loss)
	9/14/2023 vs. Indianapolis (4-1 Loss)

THREW A COMBINED 9-INNING SHUTOUT	4/7/2024 @ Columbus (2-0 Win)
THREW SHUTOUTS IN 3 STRAIGHT GAMES	Pitchers: William Fleming (4.2 IP), Steven Cruz (1.0 IP), Walter Pennington (1.1 IP), Tyler Duffey (1.0 IP) & Dan Altavilla (1.0 IP)

THREW BACK-TO-BACK SHUTOUTS	8/7/2018 vs. Salt Lake and 8/9 and 8/10/2018 @ Round Rock (5-0, 9-0, 2-0)
GOT SHUT OUT (9 INNINGS)	8/9 and 8/10/2018 @ Round Rock (9-0 Win & 2-0 Win)

GOT SHUT OUT IN 3 STRAIGHT GAMES	8/20/2023 @ Toledo (3-0 Loss)
GOT SHUT OUT (LESS THAN 9 INNINGS)	4/3 @ Columbus and 4/4 @ Columbus, G1 (3-0 Loss and 3-0 Loss)
	3/31 vs. Iowa (2-0), 4/3 @ Columbus (3-0) and 4/4 @ Columbus, G1 (3-0)
	5/28/2022 @ Louisville [G2] (3-0 Loss)

HAD A 11-GAME WINNING STREAK	June 6 to June 18, 2023
HAD A 10-GAME WINNING STREAK	June 5 to June 16, 2022
HAD A 9-GAME WINNING STREAK	May 22 to June 1, 2021
HAD A 8-GAME WINNING STREAK	May 23 to May 30, 2010
HAD A 7-GAME WINNING STREAK	July 21 to July 26, 2015
HAD A 6-GAME WINNING STREAK	August 25 to August 31, 2021

HAD A 11-GAME LOSING STREAK	August 1 to August 12, 2023
HAD A 10-GAME LOSING STREAK	August 6 to August 16, 2006
HAD A 9-GAME LOSING STREAK	April 28 to May 5, 2003
HAD A 8-GAME LOSING STREAK	June 6 to June 14, 2016
HAD A 7-GAME LOSING STREAK	April 20 to April 28, 2019
HAD A 6-GAME LOSING STREAK	May 4 to May 9, 2018

STRUCK OUT 19+ OPPOSING HITTERS	5/6/2021 vs. St. Paul (19)
STRUCK OUT 17+ OPPOSING HITTERS	5/6/2021 vs. St. Paul (19)
STRUCK OUT 15+ OPPOSING HITTERS	5/11/2023 @ Scranton/Wilkes-Barre (15)
STRUCK OUT 10+ OPPOSING HITTERS	5/4/2024 @ Iowa (10)

SCORED 20+ RUNS IN ONE GAME	7/4/2022 vs. Toledo (20)
SCORED 15+ RUNS IN ONE GAME	6/8/2023 @ Indianapolis (15)
SCORED 10+ RUNS IN ONE GAME	5/4/2024 @ Iowa (10)
ALLOWED 20+ RUNS IN ONE GAME	8/9/2023 vs. Iowa (20)
ALLOWED 15+ RUNS IN ONE GAME	8/9/2023 vs. Iowa (20)
ALLOWED 10+ RUNS IN ONE GAME	9/1/2023 vs. Louisville (12)

HAD 27+ HITS IN ONE GAME	7/4/2022 vs. Toledo (27)
HAD 25+ HITS IN ONE GAME	7/4/2022 vs. Toledo (27)
HAD 20+ HITS IN ONE GAME	7/4/2022 vs. Toledo (27)
HAD 15+ HITS IN ONE GAME	4/11/2024 vs. Gwinnett (15)
HAD 10+ HITS IN ONE GAME	5/4/2024 @ Iowa (11)
ALLOWED 22+ HITS IN ONE GAME	8/2/2019 @ Reno (23)
ALLOWED 20+ HITS IN ONE GAME	8/2/2019 @ Reno (23)
ALLOWED 15+ HITS IN ONE GAME	4/11/2024 vs. Gwinnett (16)
ALLOWED 10+ HITS IN ONE GAME	4/25/2024 vs. Indianapolis (10)

WALKED 14+ TIMES IN ONE GAME	4/14/2022 vs. Louisville (14)
WALKED 10+ TIMES IN ONE GAME	9/6/2023 @ Iowa (10)
WALKED 8+ TIMES IN ONE GAME	5/4/2024 @ Iowa (10)
ALLOWED 13+ WALKS IN ONE GAME	5/8/2007 vs. Sacramento (13)
ALLOWED 10+ WALKS IN ONE GAME	8/9/2023 vs. Iowa (10)
ALLOWED 8+ WALKS IN ONE GAME	5/2/2024 @ Iowa (8)

HIT 9+ HOME RUNS IN A GAME	7/3/2022 vs. Toledo (9)
HIT 7+ HOME RUNS IN A GAME	7/3/2022 vs. Toledo (9)
HIT 5+ HOME RUNS IN A GAME	7/30/2023 @ Columbus (5)
HIT 3+ HOME RUNS IN A GAME	5/4/2024 @ Iowa (3)
ALLOWED 7+ HOME RUNS IN A GAME	8/9/2023 vs. Iowa (7)
ALLOWED 5+ HOME RUNS IN A GAME	9/1/2023 vs. Louisville (5)
ALLOWED 3+ HOME RUNS IN A GAME	9/9/2023 @ Iowa (3)

HAD 2 PLAYERS HIT 2 HOME RUNS IN A GAME	Nate Eaton & Roman Quinn, 7/4/2022 vs. Toledo (20-6 win)
HIT BACK-TO-BACK HOME RUNS	9/5/2023 @ Iowa (3rd inning - 10-9 Win)

HIT 3 STRAIGHT HOME RUNS	Logan Porter (solo) & Angelo Castellano (solo)
	5/21/2021 @ Iowa, 9th inning (9-8 loss)
	Anderson Miller (2-run), Sebastian Rivero (solo), Gabriel Cancel (solo)

SCORED 10+ RUNS IN AN INNING	10 Runs, 5th Inning - 6/8/2023 @ Indianapolis (15-7 win)
SCORED 7+ RUNS IN AN INNING	7 Runs, 4th Inning - 6/17/2023 vs. Columbus (13-4 win)
SCORED 5+ RUNS IN AN INNING	6 Runs, 6th Inning - 5/3/2024 @ Iowa (7-4 win)
SCORED 5+ RUNS IN AN EXTRA INNING	6 Runs, 11th Inning - 8/3/2021 @ Columbus (11-7 win)
ALLOWED 10+ RUNS IN AN INNING	10 Runs, 6th Inning - 7/16/2012 vs. Oklahoma City (16-6 loss)
ALLOWED 7+ RUNS IN AN INNING	7 Runs, 9th Inning - 9/5/2023 @ Iowa (10-9 win)
ALLOWED 5+ RUNS IN AN INNING	5 Runs, 8th Inning - 4/18/2024 @ Nashville (9-1 loss)
ALLOWED 5+ RUNS IN AN EXTRA INNING	6 Runs, 12th Inning - 7/7/2017 vs. Colorado Springs (8-4 loss)

WON A GAME BY 14+ RUNS	14 Runs - 7/4/2022 vs. Toledo (20-6 win)
WON A GAME BY 10+ RUNS	10 Runs - 8/22/2023 @ St. Paul (14-4 win)
LOST A GAME BY 14+ RUNS	19 Runs - 8/9/2023 vs. Iowa (20-1 loss)
LOST A GAME BY 10+ RUNS	19 Runs - 8/9/2023 vs. Iowa (20-1 loss)

SCORED 12+ RUNS IN CONSECUTIVE GAMES	9/25/2021 and 9/26/2021 vs. Indianapolis (12-3 Win & 17-12 loss)
SCORED 10+ RUNS IN CONSECUTIVE GAMES	9/6/2023 @ Iowa & 9/7/2023 @ Iowa (11-7 win, 10-2 win)
SCORED JUST ONE RUN WITHOUT AN RBI	5/4/2019 vs. Iowa (6-1 loss)
SCORED MULTIPLE RUNS WITHOUT AN RBI	4/30/2018 @ Iowa (10-3 loss)
SCORED MORE RUNS THAT RECORDED HITS	4/20/2024 @ Nashville (8-2 win, 8 runs on 7 hits)

TURNED 6 DOUBLE PLAYS IN ONE GAME	8/25/08 vs. New Orleans
TURNED 5 DOUBLE PLAYS IN ONE GAME	4/1/2023 @ Indianapolis
TURNED 4 DOUBLE PLAYS IN ONE GAME	4/23/2024 vs. Indianapolis
TURNED 3+ DOUBLE PLAYS IN ONE GAME	9/1/2023 vs. Louisville (3)
TURNED A TRIPLE PLAY	5/13/2023 @ Scranton/WB, 5th Inning (8-6 loss)

HIT INTO A TRIPLE PLAY	6-4-3-5 (Fielders: Angelo Castellano to Samad Taylor to CJ Alexander to Nick Loftin Batter: Ben Rortvedt)
	7/9/2023 @ Gwinnett, Adeiny Hechavaria, 7th Inning (8-1 loss)
	5-4-3 (Fielders: Daniel Robertson to Vaughn Grissom to Joe Dunand)

COMMITTED 6 ERRORS	5/10/2012 @ Sacramento
COMMITTED 5 ERRORS	4/16/2006 @ Memphis
COMMITTED 4 ERRORS	6/29/2022 @ St. Paul
COMMITTED 3+ ERRORS	4/11/2024 vs. Gwinnett (3)

EVERY STORM CHASER IN THE STARTING LINEUP HAD A HIT	4/10/2024 vs. Gwinnett
EVERY STORM CHASER IN THE STARTING LINEUP SCORED A RUN	4/13/2024 vs. Gwinnett
EVERY STORM CHASER IN THE STARTING LINEUP HAD A HIT AND SCORED A RUN	3rd and 4th Innings - 6/17/2023 vs. Columbus
LINEUP BATTED AROUND TWICE IN ONE GAME	

WON ON THE LAST AT-BAT OF THE GAME (WALK-OFF WIN)	4/25/2024 vs. Indianapolis (5-4 Win, 9 innings)
LOST ON THE LAST AT-BAT OF THE GAME (WALK-OFF LOSS)	5/1/2024 @ Iowa [G1] (6-5 Loss, 8 innings)
PLAYED BACK-TO-BACK EXTRA-INNING GAMES	3/29 and 3/30/2024 vs. Iowa (5-4 win in 11 inn., 7-6 win in 10 inn.)

WON BOTH GAMES OF A DOUBLEHEADER	8/22/2022 vs. Scranton/Wilkes-Barre (9-4 Win & 12-10 Win)
PITCHED SHUTOUTS IN BOTH GAMES OF A DOUBLEHEADER	N/A (Since 2005)
LOST BOTH GAMES OF A DOUBLEHEADER	4/22/2019 vs. Iowa (5-4 Loss & 6-3 Loss)
SHUT OUT IN BOTH GAMES OF A DOUBLEHEADER	6/2/2013 vs. Memphis (7-0 Loss, 5-0 Loss)

OPPOSING HITTER HAD A 3-HOMER GAME	Christian Encarnacion-Strand, 5/4/2023 vs. Louisville
OPPOSING HITTER HIT FOR THE A CYCLE	Matt McClain, 5/4/2023 vs. Louisville

THE LAST TIME AN OMAHA HITTER...

HAD 6 HITS IN ONE GAME	Matt Diaz, 7/27/2005 @ Portland
HAD 5 HITS IN ONE GAME	Dairon Blanco, 9/15/2022 @ Columbus
HAD 4 HITS IN ONE GAME	Drew Waters, 9/11/2024 vs. Gwinnett
HAD 3 HITS IN ONE GAME	Nate Eaton, 5/4/2024 @ Iowa

HIT 3 HOME RUNS IN ONE GAME	Ryan McBroom, 6/13/2021 @ St. Paul
HIT 2 HOME RUNS IN ONE GAME	Nick Pratto, 9/1/2023 vs. Louisville
HIT 2 TRIPLES IN ONE GAME	Angel Franco, 5/6/2016 @ Iowa
HIT 4 DOUBLES IN ONE GAME	Jordan Poiraz, 5/11/2024 @ Las Vegas
HIT 3 DOUBLES IN ONE GAME	Dairon Blanco, 9/15/2023 @ Columbus
HIT 2 DOUBLES IN ONE GAME	Nate Eaton, 5/4/2024 @ Iowa
HIT 2 SACRIFICE FLIES IN ONE GAME	Samad Taylor, 4/30/2023 @ Nashville

HIT A GRAND SLAM	Drew Waters, 4/11/2024 vs. Gwinnett
HIT AN INSIDE-THE PARK HOME RUN	John Rave, 6/18/2023 vs. Columbus
LED OFF A HOME GAME WITH A HOME RUN	Nate Eaton, 6/17/2023 @ Columbus
LED OFF A ROAD GAME WITH A HOME RUN	Drew Waters, 8/16/2022 @ Louisville
HIT A PINCH-HIT HOME RUN	Elier Hernandez, 5/22/2019 vs. Iowa
HIT A WALK-OFF HOME RUN	Nate Eaton, 5/31/2022 vs. Indianapolis
HIT A WALK-OFF GRAND SLAM	Jimmy Govea, 5/7/2022 vs. Columbus
HIT A WALK-OFF PINCH-HIT HOME RUN	Chad Santos, 8/23/2005 vs. New Orleans
HIT FOR THE CYCLE	Jimmy Paredes, 5/12/2014 vs. New Orleans

HAD 11 RBI IN ONE GAME	Mike Moustakas, 8/30/2010 vs. Round Rock
HAD 10 RBI IN ONE GAME	
HAD 9 RBI IN ONE GAME	Brett Eibner, 4/9/2014 vs. Memphis
HAD 8 RBI IN ONE GAME	Jimmy Paredes, 5/12/2014 vs. New Orleans
HAD 7 RBI IN ONE GAME	Drew Waters, 4/11/2024 vs. Gwinnett
HAD 6 RBI IN ONE GAME	Freddy Fermin, 4/8/2023 vs. Toledo
HAD 5 RBI IN ONE GAME	Edward Olivares, 8/15/2023 @ Toledo
HAD 4 RBI IN ONE GAME	CJ Alexander, 5/2/2024 @ Iowa

SCORED 5 RUNS IN ONE GAME	Brett Eibner, 5/12/2014 vs. New Orleans
SCORED 4 RUNS IN ONE GAME	Devin Mann, 4/11/2024 vs. Gwinnett
SCORED 3 RUNS IN ONE GAME	Nick Pratto, 5/4/2024 @ Iowa

WALKED 4 TIMES IN ONE GAME	Samad Taylor, 7/26/2023 @ Columbus
WALKED 3 TIMES IN ONE GAME	Devin Mann, 5/4/2024 @ Iowa

STOLE 4 BASES IN ONE GAME	Samad Taylor, 7/5/2023 @ Gwinnett
STOLE 3 BASES IN ONE GAME	Dairon Blanco, 6/10/2023 @ Indianapolis
STOLE 2 BASES IN ONE GAME	Drew Waters, 5/4/2024 @ Iowa
STOLE HOME	Nate Eaton (1st Inning), 5/1/2024 @ Iowa [G2]

STRUCK OUT 5 TIMES IN ONE GAME	Drew Waters, 8/10/2022 @ Toledo
STRUCK OUT 4 TIMES IN ONE GAME	Nick Pratto, 5/3/2024 @ Iowa

REACHED BASE 6 TIMES IN ONE GAME	Nicky Lopez, 7/27/2018 @ Fresno
REACHED BASE 5 TIMES IN ONE GAME	Logan Porter, 4/11/2024 vs. Gwinnett
REACHED BASE 4 TIMES IN ONE GAME	Nate Eaton, 5/4/2024 @ Iowa

REACHED BASE IN EVERY TRIP TO THE PLATE (6 PA)	Brett Eibner, 4/9/2014 vs. Memphis
REACHED BASE IN EVERY TRIP TO THE PLATE (5 PA)	Tyler Gentry, 9/6/2023 @ Iowa
REACHED BASE IN EVERY TRIP TO THE PLATE (4 PA)	John Rave, 7/28/2023 @ Indianapolis
REACHED BASE IN EVERY TRIP TO THE PLATE (3 PA)	Angelo Castellano, 9/20/2023 @ Columbus

HAD 2 HOME RUNS IN THE SAME INNING	Brett Eibner: 5th Inning, 5/12/2015 vs. Memphis
HAD 2 DOUBLES IN THE SAME INNING	Clay Dungan: 6th Inning, 6/26/2022 vs. Columbus
HAD 2 HITS IN THE SAME INNING	Angelo Castellano: 3rd Inning, 7/2/2023 vs. Iowa [G1]
HAD 2 WALKS IN THE SAME INNING	Samad Taylor: 5th Inning, 6/8/2023 @ Indianapolis
REACHED 2 TIMES IN THE SAME INNING	Angelo Castellano: 3rd Inning, 7/2/2023 vs. Iowa [G1]
SCORED 2 RUNS IN THE SAME INNING	Dairon Blanco & Samad Taylor: 5th Inning, 6/8/2023 @ Indianapolis

HIT HOME RUNS IN 6 STRAIGHT GAMES	Steve Sisco, June 13 to June 21, 1998
HIT HOME RUNS IN 5 STRAIGHT GAMES	José Briceño, September 17 to September 24, 2023
HIT HOME RUNS IN 4 STRAIGHT GAMES	Nick Pratto, August 19 to August 22, 2021
HIT HOME RUNS IN 3 STRAIGHT GAMES	Nick Pratto, April 15 to 18, 2024
HIT HOME RUNS IN BACK-TO-BACK GAMES	Michael Massey, April 16 and 17, 2024
HIT HOME RUNS IN BOTH GAMES OF A DOUBLEHEADER	Nick Pratto, 4/7/2022 @ Indianapolis
HIT HOME RUNS FROM BOTH SIDES OF THE PLATE, GAME	Tim Raines Jr., 8/20/2009 @ Tacoma
HIT HOME RUN IN FIRST OMAHA AT-BAT	Jakson Reetz, 8/28/2026 vs. Scranton/WB [G1]
HIT HOME RUNS IN CONSECUTIVE INNINGS	Drew Waters, 3rd and 4th Innings, 5/21/2023 vs. Toledo
HIT HOME RUNS IN THREE CONSECUTIVE AT-BATS	Brett Eibner, 5/12/2016 vs. Memphis

HAD 2+ HITS IN 7 STRAIGHT GAMES	Johnny Giavotella, August 3 to August 14, 2014
HAD 2+ HITS IN 6 STRAIGHT GAMES	Dairon Blanco, September 10 to September 17, 2022
HAD 2+ HITS IN 5 STRAIGHT GAMES	MJ Melendez, September 25 to October 2, 2021
HAD 2+ HITS IN 4 STRAIGHT GAMES	Logan Porter, April 6 to 12, 2024

HAD A 20+ GAME HITTING STREAK	Frank Schwindel, 20 Games: July 22 to August 13, 2018
HAD A 18+ GAME HITTING STREAK	Frank Schwindel, 20 Games: July 22 to August 13, 2018
HAD A 16+ GAME HITTING STREAK	Frank Schwindel, 20 Games: July 22 to August 13, 2018
HAD A 14+ GAME HITTING STREAK	Dairon Blanco, 15 Games: May 15 to July 10, 2022
HAD A 12+ GAME HITTING STREAK	Nick Loftin, 12 Games: May 16 to May 30, 2023
HAD A 10+ GAME HITTING STREAK	Nate Eaton, 10 Games: April 4 to 18, 2024

HAD A 40+ GAME REACHED BASE STREAK	Shane Costa, 46 Games: April 14 to August 8, 2007
HAD A 35 TO 39 GAME REACHED BASE STREAK	Alex Gordon, 39 Games: May 9 to June 19, 2010
HAD A 30 TO 34 GAME REACHED BASE STREAK	Logan Porter, 30 Games: May 25 to July 5, 2023
HAD A 25 TO 29 GAME REACHED BASE STREAK	Kelvin Gutierrez, 25 Games: April 5 to June 16, 2019
HAD A 20 TO 24 GAME REACHED BASE STREAK	Tyler Gentry, 24 Games: August 23 to September 23, 2023

THE LAST TIME AN OMAHA PITCHER...

THREW A 1-HITTER (9 INNINGS)	Luis Mendoza, 7/18/2011 @ Memphis
THREW A 1-HITTER (7 INNINGS)	Jeff Suppan, 6/21/2011 @ Nashville
THREW A 1-HITTER (5 INNINGS)	Arnaldo Hernandez, 7/21/2018 vs. Round Rock [G1]
THREW A 2-HITTER (7 INNINGS)	

THREW A 9-INNING COMPLETE GAME SHUTOUT	Luis Mendoza, 7/18/2011 @ Memphis
THREW A 7-INNING COMPLETE GAME SHUTOUT	Jake Kalish, 7/2/2018 vs. Nashville [G1]
THREW A 5-INNING COMPLETE GAME SHUTOUT	Anthony Lerew, 8/31/2010 vs. Round Rock

THREW A 9-INNING COMPLETE GAME	Arnaldo Hernandez, 8/15/2018 vs. Oklahoma City
THREW AN 8-INNING COMPLETE GAME	John Lannan, 6/16/2016 @ Oklahoma City
THREW A 7-INNING COMPLETE GAME	Austin Cox, 8/28/2022 vs. Scranton/WB [G1]
THREW A 6-INNING COMPLETE GAME	Matt Wright, 8/8/2008 @ Nashville [G2]
THREW A 5-INNING COMPLETE GAME	Trevor Oaks, 6/6/2018 vs. Salt Lake

STRUCK OUT 12 IN A GAME	Jakob Junis, 5/26/2017 @ Nashville
STRUCK OUT 11 IN A GAME	John Lamb, 7/9/2014 vs. Iowa
STRUCK OUT 10 IN A GAME	Jonathan Bowlan, 4/9/2024 vs. Gwinnett

WALKED 7 IN A GAME	Josh Staumont, 5/24/2017 @ Nashville
WALKED 6 IN A GAME	Andrew Hoffmann, 8/20/2023 @ Toledo
WALKED 5 IN A GAME	Drew Parrish, 8/3/2023 @ Louisville

ALLOWED 6 HOME RUNS IN A GAME	Matt Wright, 8/18/2007 vs. Albuquerque
ALLOWED 5 HOME RUNS IN A GAME	Austin Cox, 5/31/2023 vs. Memphis
ALLOWED 4 HOME RUNS IN A GAME	Andrew Hoffmann, 9/1/2023 vs. Louisville
ALLOWED 3 HOME RUNS IN A GAME	Max Castillo, 7/28/2023 @ Columbus
ALLOWED 2 HOME RUNS IN A GAME	Luis Cessa, 4/25/2024 vs. Indianapolis

THREW 120+ PITCHES IN A GAME	Brett Tomko, 5/8/2014 @ Round Rock (127)
THREW 115+ PITCHES IN A GAME	Luke Farrell, 6/8/2017 vs. Nashville (116)
THREW 110+ PITCHES IN A GAME	Christian Binford, 9/3/2017 vs. Iowa (110)
THREW 100+ PITCHES IN A GAME	Anthony Veneziano, 8/10/2023 vs. Iowa (104)
THREW 95+ PITCHES IN A GAME	Daniel Lynch IV, 4/17/2024 @ Nashville (99)
THREW 90+ PITCHES IN A GAME	Daniel Lynch IV, 4/23/2024 vs. Indianapolis (96)

THREW A QUALITY START	Jonathan Bowlan, 4/14/2024 vs. Gwinnett
WON HIS OMAHA DEBUT	Jacob Wallace, 3/30/2024 vs. Iowa
STRUCK OUT 4 IN AN INNING	Walter Pennington, 8th Inning - 8/22/2023 vs. St. Paul
THREW A AN IMMACULATE INNING	Anthony Swarak, 9th Inning - 6/3/2021 vs. Iowa
WAS A POSITION PLAYER	Angelo Castellano, 8/9/2023 vs. Iowa

AFTER-INNING RECORDS

	LEADING	TRAILING	TIED
AFTER 1 INNING	7-2	7-3	4-6
AFTER 2 INNINGS	10-3	3-5	5-3
AFTER 3 INNINGS	10-3	2-7	5-1
AFTER 4 INNINGS	12-2	3-8	2-1
AFTER 5 INNINGS	13-0	3-10	2-1
AFTER 6 INNINGS	15-0	2-8	1-3
AFTER 7 INNINGS	14-0	1-8	1-2
AFTER 8 INNINGS	14-0	0-9	2-0
TOTAL INNINGS...	LEADING 23 (47.7%)	TRAILING 92 (35.7%)	TIED 43 (16.7%)

STORM CHASERS BIG INNINGS

DATE	INNING	RUNS
1. 5/3 @ Iowa	▲ 6	6
4/9 vs. Gwinnett	▼ 2	6
3. 4/11 vs. Gwinnett	▼ 8	5
4/5 @ Columbus	▲ 4	5

SCORE BY INNINGS

	1	2	3	4	5	6	7	8	9	10	11+	TOTAL
Storm Chasers	19	23	14	24	19	28	15	22	10	1	1	176
Opponents	15	13	14	19	26	13	12	13	8	1	0	134
Difference	4	10	0	5	-7	15	3	9	2	0	1	42

SCORE BY INNINGS v. Iowa

	1	2	3	4	5	6	7	8	9	10	11+	TOTAL
Omaha	6	7	2	2	7	15	1	3	3	1	1	48
Iowa	6	0	4	1	9	3	3	1	5	0	0	32
vs. Iowa Difference	0	7	-2	1	-2	12	-2	2	-2	1	1	16

MULTI-RUN INNINGS

	2	3	4	5	6	7	8	9	10+	TOTAL
Storm Chasers	27	14	5	2	2	-	-	-	-	50
Opponents	11	6	6	2	2	-	-	-	-	27

RECORD BY RUNS SCORED/ALLOWED

RUNS	0	1	2	3	4	5	6	7	8	9	10	11	12	13+
SCORED	0-3	0-1	1-1	0-1	0-1	4-3	1-1	4-0	1-0	1-0	3-0	1-0	0-0	2-0
ALLOWED	1-0	2-0	2-1	2-3	5-0	1-0	3-2	0-3	0-1	2-1	0-0	0-0	0-0	0-0

RECORD BY MARGIN OF VICTORY/DEFEAT

1 Run	2 Runs	3 Runs	4 Runs	5 Runs	6 Runs	7 Runs	8 Runs	9 Runs	10+ Runs
5-4	1-1	3-4	1-1	2-0	1-0	3-0	1-1	1-0	0-0

2024 STORM CHASERS MONTH BY MONTH

HITTING

MONTH	AVG	G	AB	R	H	TB	2B	3B	HR	RBI	BB	IBB	SO	SB	CS	OBP	SLG	OPS	SAC	SF	HBP	GIDP	LOB
MARCH	.215	3	107	12	23	33	4	0	2	11	12	0	30	3	0	.298	.308	.606	1	1	1	1	26
APRIL	.270	21	708	128	191	329	49	4	27	120	90	0	215	24	7	.359	.465	.824	3	2	10	9	148
MAY	.288	5	170	36	49	85	14	2	6	30	26	0	52	10	1	.383	.500	.883	1	3	2	4	41
JUNE																							
JULY																							
AUGUST																							
SEPTEMBER																							
TOTAL	.267	29	985	176	263	447	67	6	35	161	128	0	297	37	8	.357	.454	.811	5	6	13	14	215

PITCHING

MONTH	W	L	ERA	G	GS	CG	SHO	GF	HLD	SV	SVO	IP	H	R	ER	HR	HB	BB	SO	WP	BK	WHIP	AVG
MARCH	2	1	3.60	3	3	0	0	3	1	0	1	30.0	28	12	12	4	1	12	33	2	0	1.33	.259
APRIL	12	9	4.67	21	21	0	1	21	12	4	5	179.1	176	102	93	18	8	94	177	14	1	1.51	.253
MAY	4	1	3.67	5	5	0	0	5	3	2	3	41.2	31	20	17	2	2	26	42	2	3	1.37	.200
JUNE																							
JULY																							
AUGUST																							
SEPTEMBER																							
TOTAL	18	11	4.37	29	29	0	1	29	16	6	9	251.0	235	134	122	24	11	132	252	18	4	1.46	.245

2024 WALK-OFF TRACKER (3 FOR, 2 AGAINST)

GAME #	DATE	OPPONENT	FINAL (INNING)	PLAYER	WINNING RUN	PITCHER (# IN '24)	HOW	OUTS	COUNT
1.	March 29	vs. Iowa	W, 5-4 (11)	Cam Devanney	Cam Devanney	Riley Martin	Passed ball by Joe Hudson	2	1-0
2.	March 30	vs. Iowa	W, 7-6 (10)	Mike Brosseau	Devin Mann	Colten Brewer	Sacrifice fly to CF, Mann scores	0	2-2
17.	April 17	@ Nashville	L, 6-5 (10)	Isaac Collins	Eric Haase	Sam Long (1)	Single to CF, Haase scores from 3rd	1	0-1
24.	April 25	vs. Indianapolis	W, 5-4 (9)	Tyler Gentry	CJ Alexander	Geronimo Franzua	Single, error by SS Llover Peguero	2	2-1
25.	May 1 [G1]	@ Iowa	L, 6-5 (8)	Miles Mastrobuoni	Miles Mastrobuoni	Sam Long (2)	Wild pitch, Mastrobuoni scores	2	0-0

Bold Indicates Omaha Walk-Off Win

2024 STORM CHASERS EJECTIONS (1)

DATE	INNING	WHO (POSITION) / # IN 2021	WHY	UMPIRE (POSITION)
1. Saturday, March 30 vs. Iowa	▼ 9	CJ Alexander (First Base) / 1st	Safe/Out Call at first base (5-3 groundout)	Ray Valero (First Base Umpire)
2.				
3.				
4.				
5.				

HOME RUN BREAKDOWN

[illegible]

INNING DISTRIBUTION

1st Inning	2nd Inning	3rd Inning	4th Inning	5th Inning	6th Inning	7th Inning	8th Inning	9th Inning	10th Inning	11th Inning
3	4	3	7	3	4	5	5	1	-	-

NOTABLE STORM CHASERS HOME RUNS

BACK-TO-BACK HOMERS (0)		2-HOMER GAMES (0)		3-HOMER GAMES (0)		GRAND SLAMS (1)	
PLAYERS	DATE/OPPONENT (INN.)	PLAYER (CAREER NO.)	DATE/OPPONENT	PLAYER (CAREER NO.)	DATE/OPPONENT	PLAYER (CAREER NO.)	DATE/OPPONENT (INN.)
						Drew Waters (1)	4/11 vs. Gwinnett (▼7)

LEADOFF HOMERS (1)		INSIDE-THE PARK HOMERS (0)		PINCH-HIT HOMERS (0)		WALK-OFF HOMERS (0)	
PLAYER (CAREER NO.)	DATE/OPPONENT	PLAYER (CAREER NO.)	DATE/OPPONENT (INN.)	PLAYER (CAREER NO.)	DATE/OPPONENT (INN.)	PLAYER	DATE/OPPONENT
John Rave (1)	4/20 @ Nashville						

HOME RUN SITUATION	# OF	DATE OF LAST	BATTER ('24 HR #)	PITCHER	COUNT	RUNNERS ON	OUTS	INNING	SCORE @ HR	FINAL
GO-AHEAD HOME RUN	5	May 2 @ Iowa	CJ Alexander (6)	Julio Teheran	2-2	1	1	▲ 1	2-0	W, 9-6
GAME-TYING HOME RUN	4	May 1 @ Iowa [G1]	Devin Mann (3)	Cam Sanders	2-1	0	1	▲ 6	5-5	L, 6-5 (8)

NOTABLE OPPOSING HOME RUNS

BACK-TO-BACK HOMERS (1)		2-HOMER GAMES (1)		3-HOMER GAMES (0)		GRAND SLAMS (0)	
PLAYERS	DATE/OPPONENT (INN.)	PLAYER (CAREER NO.)	DATE/OPPONENT	PLAYER (CAREER NO.)	DATE/OPPONENT	PLAYER	DATE/OPPONENT (INN.)
Chavez Young & Tyler Black	4/21 @ Nashville (▼3)	Sandy León (2nd)	4/9 vs. Gwinnett				

LEADOFF HOMERS (1)		INSIDE-THE PARK HOMERS (0)		PINCH-HIT HOMERS (0)		WALK-OFF HOMERS (0)	
PLAYER (CAREER NO.)	DATE/OPPONENT	PLAYER	DATE/OPPONENT (INN.)	PLAYER	DATE/OPPONENT (INN.)	PLAYER	DATE/OPPONENT
Ji Hwan Bae (3)	4/25 vs. Indianapolis						

														STORM CHASERS				OPPONENT			
GM #	MARCH	OPPONENT	SCORE	RECORD	STANDINGS, LG	WIN	LOSS	SAVE	TEMP.	1ST PITCH	TIME	ATT.	HOME ATT.	R	H	E	LO	R	H	E	LO
1.	3/29	IOWA	W, 5-4 (11)	1-0	1 ST +0.5	S. Cruz (1-0)	C. Martin (0-1)	-	70°	6:04 PM	2:53	4,035	4,035	5	8	0	10	4	11	0	10
2.	3/30	IOWA	W, 7-6 (10	2-0	1 ST +0.5	J. Wallace (1-0)	C. Brewer (0-1)	-	52°	2:08 PM	3:11	2,024	6,059	7	9	1	8	6	10	0	10
3.	3/31	IOWA	L, 2-0	2-1	2 ND -0.5	R. Thompson (0-1)	A. Hoffmann (0-1)	R. Martin (1)	52°	2:07 PM	2:27	1,830	7,889	0	6	0	8	2	7	0	5

MARCH Hitting Results: 215/.298/.308 (23-for-107). 4 2B, 0 3B, 2 HR, 12 R, 12 BB, 3 SB // **MARCH Pitching Results:** 2-1, 3.60 ERA (12 ER in 30.0 IP), 0/1 SV, 28 H, 4 HR, 12 BB, 33 K, 1.33 WHIP, .259 AVG

														STORM CHASERS				OPPONENT					
GM #	APRIL	OPPONENT	SCORE	RECORD	STANDINGS, LG	WIN	LOSS	SAVE	TEMP.	1ST PITCH	TIME	ATT.	HOME ATT.	R	H	E	LO	R	H	E	LO		
	4/2	@ Columbus	Postponed / Rain (Made up on April 4, 5-4 win)																				
4.	4/3	@ Columbus	L, 3-0	2-2	9TH -1.5	Z. Kent (1-0)	J. Bowlan (0-1)	N. Enright (1)	49°	6:20 PM	2:30	2,598		0	3	0	7	3	6	1	10		
5.	4/4 G1	@ Columbus	L, 3-0 (7)	2-3	12TH -2.0	J. Barria (1-0)	A. Veneziano (0-1)	T. Burns (1)	42°	6:42 PM	1:50 (2:20)	-		0	3	0	3	3	4	0	6		
6.	4/4 G2	@ Columbus	W, 5-4 (7)	3-2	6TH -2.0	J. Wallace (2-0)	F. Aleman (0-1)	W. Klein (1)	42°	9:07 PM	2:06	2,464		5	9	0	7	4	3	0	7		
7.	4/5	@ Columbus	L, 8-5	3-4	16TH -2.5	R. Labaut (1-0)	T. Duffley (0-1)	A. Gose (1)	43°	6:16 PM	2:42	2,875		5	7	0	5	8	8	1	6		
8.	4/6	@ Columbus	W, 11-5	4-4	5TH -3.0	D. Lynch IV (1-0)	C. Gillispie (0-1)	-	57°	2:04 PM	3:13	4,122		11	17	0	10	5	13	0	14		
9.	4/7	@ Columbus	W, 2-0	5-4	6TH -2.0	W. Pennington (1-0)	A. Oller (0-1)	D. Altavilla (1)	57°	1:05 PM	2:33	4,546		2	5	0	7	0	5	1	8		
10.	4/9	GWINNETT	W, 10-3	6-4	4TH -1.5	J. Bowlan (1-1)	H. Ynoa (0-1)	-	56°	12:07 PM	2:29	1,432	9,321	10	14	1	5	3	7	1	6		
11.	4/10	GWINNETT	W, 7-2	7-4	2ND -0.5	A. Hoffman (1-1)	A. Smith-Shawver (0-1)	-	69°	12:06 PM	2:34	2,048	11,369	7	10	0	10	2	9	1	7		
12.	4/11	GWINNETT	W, 18-9	8-4	1ST +0.5	T. Duffley (1-1)	J. Stephens (0-1)	-	60°	6:37 PM	3:08	2,101	13,470	18	16	3	6	9	16	1	13		
13.	4/12	GWINNETT	L, 7-6	8-5	3RD -0.5	J. Walsh (1-1)	L. Cessa (1-1)	T. Doyle (1)	67°	6:37 PM	3:09	2,596	16,066	6	9	2	10	7	12	1	10		
14.	4/13	GWINNETT	W, 13-7	9-5	2ND -0.5	W. Pennington (2-0)	D. Martinez (0-1)	-	79°	2:06 PM	2:41	2,786	18,852	13	11	2	7	6	10	4	8		
15.	4/14	GWINNETT	W, 6-1	10-5	2ND -0.5	J. Bowlan (2-1)	T. Widener (1-1)	-	85°	2:07 PM	2:28	3,002	21,854	6	10	0	7	1	7	0	5		
16.	4/16	@ Nashville	W, 10-9	11-5	1ST +0.5	E. Sisk (1-0)	N. Bennett (1-1)	W. Klein (2)	82°	6:36 PM	3:09	4,867		10	13	2	6	9	13	1	13		
17.	4/17	@ Nashville	L, 6-5 (10)	11-6	2ND -0.5	H. Chirino (1-0)	S. Long (0-1)	-	79°	6:35 PM	2:51	5,318		5	10	1	8	6	10	1	10		
18.	4/18	@ Nashville	L, 9-1	11-7	3RD -1.5	R. Zastryzny (3-0)	L. Cessa (0-2)	-	86°	6:36 PM	2:33	5,486		1	3	1	7	9	8	0	4		
19.	4/19	@ Nashville	L, 3-2	11-8	2ND -1.5	K. Herget (1-0)	S. Cruz (1-1)	R. Middendorf (1)	61°	6:35 PM	2:08	8,149		2	3	2	4	3	7	1	9		
20.	4/20	@ Nashville	W, 8-2	12-8	2ND -1.5	J. Bowlan (3-1)	J. Junk (1-2)	-	63°	6:36 PM	2:37	10,420		8	7	0	3	2	4	1	6		
21.	4/21	@ Nashville	L, 7-3	12-9	4TH -1.5	K. Herget (2-0)	J. Bowlan (0-1)	-	56°	2:07 PM	2:31	9,667		3	7	1	6	7	6	0	7		
22.	4/23	INDIANAPOLIS	W, 7-4	13-9	4TH -0.5	D. Lynch IV (2-0)	C. Alldred (0-3)	W. Klein (3)	68°	6:05 PM	2:38	1,606	23,460	7	12	2	9	4	10	0	8		
23.	4/24	INDIANAPOLIS	L, 7-4	13-10	6TH -1.0	B. Feigl (3-1)	Z. Davies (0-1)	G. Franzua (4)	60°	11:06 AM	2:42	9,023	32,483	4	11	2	9	7	8	2	8		
24.	4/25	INDIANAPOLIS	W, 5-4	14-10	4TH -1.5	S. Long (1-1)	G. Franzua (1-1)	-	60°	6:37 PM	2:40	1,869	34,352	5	11	1	12	4	10	1	6		
	4/26	INDIANAPOLIS	Postponed / Wet Grounds (To be made up on April 28)																				
	4/27	INDIANAPOLIS	Postponed / Rain (Make up TBD)																				
	4/28 G1	INDIANAPOLIS	Postponed / Wet Grounds (Make up TBD)																				
	4/28 G2	INDIANAPOLIS	Postponed / Wet Grounds (Make up TBD)																				
	4/30	@ Iowa	Postponed / Rain (Made up on May 1, 5-1 win)																				

APRIL Hitting Results: .270/.359/.465 (191-for-708), 49 2B, 4 3B, 27 HR, 128 R, 90 BB, 24 SB // **APRIL Pitching Results:** 12-9, 4.67 ERA (93 ER in 179.1 IP), 4/5 SV, 176 H, 18 HR, 94 BB, 177 K, 1.51 WHIP, .253 AVG

[illegible]

MAY Hitting Results: TBD // MAY Pitching Results: TBD

[illegible]

1st HALF Hitting Results: TBD // 1st HALF Pitching Results: TBD

GM #	JUNE	OPPONENT	SCORE	RECORD	STANDINGS, LG	WIN	LOSS	SAVE	TEMP.	1ST PITCH	TIME	ATT.	HOME ATT.	STORM CHASERS				OPPONENT			
														R	H	E	LO	R	H	E	LO
73.	6/25	@ Columbus								6:05 PM CT											
74.	6/26	@ Columbus								6:05 PM CT											
75.	6/27	@ Columbus								11:05 AM CT											
76.	6/28	@ Columbus								6:05 PM CT											
77.	6/29	@ Columbus								6:05 PM CT											
78.	6/30	@ Columbus								12:05 PM CT											

JUNE Hitting Results: TBD // JUNE Pitching Results: TBD

GM #	JULY	OPPONENT	SCORE	RECORD	STANDINGS, LG	WIN	LOSS	SAVE	TEMP.	1ST PITCH	TIME	ATT.	HOME ATT.	STORM CHASERS				OPPONENT			
														R	H	E	LO	R	H	E	LO
79.	7/1	IOWA								7:05 PM CT											
80.	7/2	IOWA								7:05 PM CT											
81.	7/3	IOWA								7:05 PM CT											
82.	7/4	@ Iowa								7:08 PM CT											
83.	7/5	@ Iowa								7:08 PM CT											
84.	7/6	@ Iowa								6:08 PM CT											
85.	7/9	TOLEDO								7:05 PM CT											
86.	7/10	TOLEDO								12:05 PM CT											
87.	7/11	TOLEDO								7:05 PM CT											
88.	7/12	TOLEDO								7:05 PM CT											
89.	7/13	TOLEDO								6:05 PM CT											
90.	7/14	TOLEDO								5:05 PM CT											
ALL-STAR BREAK (JULY 15-18)																					
91.	7/19	INDIANAPOLIS								7:05 PM CT											
92.	7/20	INDIANAPOLIS								6:05 PM CT											
93.	7/21	INDIANAPOLIS								5:05 PM CT											
94.	7/23	@ St. Paul								7:07 PM CT											
95.	7/24	@ St. Paul								1:07 PM CT											
96.	7/25	@ St. Paul								7:07 PM CT											
97.	7/26	@ St. Paul								7:07 PM CT											
98.	7/27	@ St. Paul								6:37 PM CT											
99.	7/28	@ St. Paul								2:07 PM CT											
100.	7/30	@ Rochester								5:45 PM CT											
101.	7/31	@ Rochester								12:05 PM CT											

JULY Hitting Results: TBD // JULY Pitching Results: TBD

GM #	AUGUST	OPPONENT	SCORE	RECORD	STANDINGS, LG	WIN	LOSS	SAVE	TEMP.	1ST PITCH	TIME	ATT.	HOME ATT.	STORM CHASERS				OPPONENT			
														R	H	E	LO	R	H	E	LO
102.	8/1	@ Rochester								5:45 PM CT											
103.	8/2	@ Rochester								5:45 PM CT											
104.	8/3	@ Rochester								5:45 PM CT											
105.	8/4	@ Rochester								12:05 PM CT											
106.	8/6	IOWA								7:05 PM CT											
107.	8/7	IOWA								7:05 PM CT											
108.	8/8	IOWA								7:05 PM CT											
109.	8/9	IOWA								7:05 PM CT											
110.	8/10	IOWA								6:05 PM CT											
111.	8/11	IOWA								5:05 PM CT											
112.	8/13	LOUISVILLE								6:35 PM CT											
113.	8/14	LOUISVILLE								6:35 PM CT											
114.	8/15	LOUISVILLE								6:35 PM CT											
115.	8/16	LOUISVILLE								6:35 PM CT											
116.	8/17	LOUISVILLE								6:05 PM CT											
117.	8/18	LOUISVILLE								5:05 PM CT											
118.	8/20	@ Buffalo								5:35 PM CT											
119.	8/21	@ Buffalo								12:05 PM CT											
120.	8/22	@ Buffalo								5:35 PM CT											
121.	8/23	@ Buffalo								6:05 PM CT											
122.	8/24	@ Buffalo								5:35 PM CT											
123.	8/25	@ Buffalo								12:05 PM CT											
124.	8/27	ST. PAUL								6:35 PM CT											
125.	8/28	ST. PAUL								6:35 PM CT											
126.	8/29	ST. PAUL								6:35 PM CT											
127.	8/30	ST. PAUL								6:35 PM CT											
128.	8/31	ST. PAUL								6:05 PM CT											

AUGUST Hitting Results: TBD // AUGUST Pitching Results: TBD

GM #	SEPTEMBER	OPPONENT	SCORE	RECORD	STANDINGS, LG	WIN	LOSS	SAVE	TEMP.	1ST PITCH	TIME	ATT.	HOME ATT.	STORM CHASERS				OPPONENT			
														R	H	E	LO	R	H	E	LO
129.	9/1	ST. PAUL								2:05 PM CT											
130.	9/3	@ Memphis								6:45 PM CT											
131.	9/4	@ Memphis								6:45 PM CT											
132.	9/5	@ Memphis								6:45 PM CT											
133.	9/6	@ Memphis								7:05 PM CT											
134.	9/7	@ Memphis								6:05 PM CT											
135.	9/8	@ Memphis								1:05 PM CT											
136.	9/10	TOLEDO								12:05 PM CT											
137.	9/11	TOLEDO								6:35 PM CT											
138.	9/12	TOLEDO								6:35 PM CT											
139.	9/13	TOLEDO								6:35 PM CT											
140.	9/14	TOLEDO								6:05 PM CT											
141.	9/15	TOLEDO								2:05 PM CT											
142.	9/17	@ Louisville								5:35 PM CT											
143.	9/18	@ Louisville								11:05 AM CT											
144.	9/19	@ Louisville								5:35 PM CT											
145.	9/20	@ Louisville								6:15 PM CT											
146.	9/21	@ Louisville								6:15 PM CT											
147.	9/22	@ Louisville								12:05 PM CT											

SEPTEMBER Hitting Results: TBD // SEPTEMBER Pitching Results: TBD

LF

John Rave, 11 (8-3)
Nate Eaton, 8 (3-5)
Tyler Gentry, 5 (4-1)
Nick Pratto, 4 (2-2)
Nick Loftin, 1 (1-0)

CF

Drew Waters, 19 (11-8)
Tyler Tolbert, 4 (3-1)
Nate Eaton, 3 (2-1)
John Rave, 3 (2-1)

RF

Tyler Gentry, 16 (10-6)
Nate Eaton, 6 (4-2)
John Rave, 4 (2-2)
Drew Waters, 2 (1-2)

SS

Cam Devanney, 21 (13-8)
Ryan Fitzgerald, 7 (4-3)
Tyler Tolbert, 1 (1-0)

2B

Tyler Tolbert, 12 (6-6)
Michael Massey, 6 (5-1)
Nick Loftin, 4 (2-2)
Devin Mann, 4 (2-2)
Ryan Fitzgerald, 2 (1-1)
Mike Brosseau, 1 (1-0)

3B

CJ Alexander, 16 (10-6)
Mike Brosseau, 6 (3-3)
Nick Loftin, 3 (3-0)
Cam Devanney, 3 (2-1)
Ryan Fitzgerald, 1 (0-1)

SP

Daniel Lynch IV, 6 (4-2)
Jonathan Bowlan, 5 (4-1)
Luis Cessa, 5 (3-2)
William Fleming, 4 (3-1)
Andrew Hoffmann, 4 (2-2)
Zach Davies, 2 (1-1)
Anthony Veneziano, 2 (1-1)
Jonah Dipoto, 1 (0-1)

1B

Nick Pratto, 18 (11-7)
Devin Mann, 6 (4-2)
CJ Alexander, 5 (3-2)

DH

Devin Mann, 9 (4-5)
CJ Alexander, 4 (4-0)
Nick Pratto, 3 (2-1)
John Rave, 3 (1-2)
Nate Eaton, 2 (2-0)
Ryan Fitzgerald, 2 (2-0)
Mike Brosseau, 1 (1-0)
Michael Massey, 1 (1-0)
Drew Waters, 1 (1-0)
Tyler Gentry, 1 (0-1)
Brian O'Keefe, 1 (0-1)

C

Logan Porter, 15 (10-5)
Brian O'Keefe, 13 (6-7)
Austin Nola, 1 (1-0)

1	2	3	4	5	6	7	8	9
Tyler Tolbert, 12 (6-6) Drew Waters, 10 (7-3) John Rave, 7 (5-2)	Drew Waters, 13 (6-7) Michael Massey, 6 (5-1) Nate Eaton, 4 (3-1) Nick Loftin, 3 (2-1) Ryan Fitzgerald, 1 (1-0) Nick Patto, 1 (1-0) Cam Devanney, 1 (0-1)	Nick Pratto, 13 (7-6) CJ Alexander, 5 (4-1) Logan Porter, 4 (2-2) Nick Loftin, 3 (2-1) Nate Eaton, 2 (1-1) Tyler Gentry, 1 (1-0) Michael Massey, 1 (1-0)	Nick Pratto, 7 (4-3) Logan Porter, 6 (5-1) Tyler Gentry, 6 (3-3) CJ Alexander, 5 (2-3) Nick Loftin, 2 (2-0) Brian O'Keefe, 2 (2-0) Nate Eaton, 1 (0-1)	CJ Alexander, 12 (8-4) Devin Mann, 6 (3-3) Nick Pratto, 4 (3-1) Tyler Gentry, 3 (2-1) Logan Porter, 2 (2-0) Mike Brosseau, 1 (0-1) Nate Eaton, 1 (0-1)	Cam Devanney, 10 (6-4) Devin Mann, 7 (3-4) CJ Alexander, 3 (3-0) Mike Brosseau, 3 (3-0) Ryan Fitzgerald, 2 (1-1) Tyler Gentry, 2 (0-2) Nate Eaton, 1 (1-0) John Rave, 1 (1-0)	Tyler Gentry, 10 (8-2) Cam Devanney, 9 (6-3) Nate Eaton, 4 (2-2) Devin Mann, 2 (1-1) John Rave, 2 (0-2) Ryan Fitzgerald, 1 (1-0) Mike Brosseau, 1 (0-1)	Brian O'Keefe, 12 (5-7) Devin Mann, 3 (3-0) Nate Eaton, 3 (2-1) Ryan Fitzgerald, 3 (2-1) Logan Porter, 3 (1-2) Mike Brosseau, 2 (2-0) Cam Devanney, 2 (2-0) Austin Nola, 1 (1-0)	John Rave, 11 (8-3) Ryan Fitzgerald, 6 (2-4) Tyler Tolbert, 5 (5-0) Nate Eaton, 3 (2-1) Cam Devanney, 2 (1-1) Mike Brosseau, 1 (0-1) Devin Mann, 1 (0-1)

		POSITION										BATTING ORDER											
PLAYER	GS	C	1B	2B	3B	SS	LF	CF	RF	OF	DH	1ST	2ND	3RD	4TH	5TH	6TH	7TH	8TH	9TH			
Nick Pratto	25	18		4						4	3	1	13	7	4								
CJ Alexander	25	5		16						4		5		5	12	3							
Cam Devanney	24	3				21						1		10				9	2	2			
Drew Waters	23							19	3	22	1	10	13										
Tyler Gentry	22							5	16		21	1	1		6	3	2	10					
John Rave	21							11	3	4	18	3	7	1				2	11				
Devin Mann	19	6	4								9	6				7	2	3	1				
Nate Eaton	19							8	3	6	17	2	4	2	1	1	1	4	3	3			
Tyler Tolbert	17	12				1		4		4		12										5	
Logan Porter	15	15										4		6	2		3						
Brian O'Keefe	14	13								1		2				12							
Ryan Fitzgerald	13	2		1		7				3		1		2				1	3	6			
Mike Brosseau	8	1		6						1		1				3	1	2	1				
Nick Loftin	8	4		3		1				1		3		3	2								
Michael Massey	7	6								1		6		1									
Austin Nola	1	1												1									

OF LINEUP COMBOS

29 Games

28 Unique Lineup Combinations Used

MOST USED LINEUP (2x)

PLAYER	Pos.
1. Tyler Tolbert	2B
2. Drew Waters	CF
3. Nick Pratto	1B
4. Tyler Gentry	RF
5. CJ Alexander	3B
6. Devin Mann	DH
7. Cam Devanney	SS
8. Logan Porter	C
9. John Rave	LF

STORM CHASERS POSITION PRODUCTION

	AVG	AB	H	TB	2B	3B	HR	RBI	BB	SO	OBP	SLG	OPS	SAC	SF	HBP	GIDP
C	.324	102	33	65	9	1	7	20	20	30	.439	.637	1.076	1	0	1	1
1B	.265	113	30	48	4	1	4	16	12	40	.344	.425	.769	0	1	2	1
2B	.261	119	31	48	8	0	3	19	8	33	.318	.403	.721	0	0	2	2
3B	.263	114	30	53	9	1	4	20	8	24	.312	.465	.777	0	2	1	5
SS	.231	104	24	44	8	0	4	15	10	37	.319	.423	.742	0	1	4	1
LF	.264	106	28	43	4	1	3	20	16	31	.355	.406	.761	1	2	0	2
CF	.295	112	33	53	9	1	3	18	20	30	.406	.473	.879	0	0	1	0
RF	.215	107	23	35	6	0	2	13	17	36	.323	.327	.650	0	0	0	0
DH	.292	106	31	58	10	1	5	20	15	35	.390	.547	.937	3	0	2	2

STORM CHASERS BATTING ORDER PRODUCTION

	AVG	AB	H	TB	2B	3B	HR	RBI	BB	SO	OBP	SLG	OPS	SAC	SF	HBP	GDP
1st	.250	116	29	51	8	1	4	20	16	39	.346	.440	.786	1	2	2	1
2nd	.314	118	37	54	8	0	3	15	17	22	.400	.458	.858	0	0	0	2
3rd	.325	114	37	68	9	2	6	22	18	29	.414	.596	1.010	0	1	0	0
4th	.174	109	19	35	4	0	4	12	21	40	.313	.321	.634	0	0	1	3
5th	.294	119	35	62	8	2	5	21	6	38	.339	.521	.860	0	0	2	2
6th	.200	110	22	43	6	0	5	19	6	41	.274	.391	.665	1	2	6	2
7th	.282	103	29	45	10	0	2	22	15	38	.383	.437	.820	0	0	2	1
8th	.271	96	26	42	7	0	3	14	18	24	.383	.438	.821	1	1	0	2
9th	.290	100	29	47	7	1	3	16	11	26	.360	.470	.830	2	0	0	1

OUTFIELD ASSIST LOG (4)

#	OUTFIELDER	POS.	ARM (MPH)	GAME	INNING	BASE	PITCHER	BATTER	RUNNER OUT	PLAY
1.	John Rave	LF	-	3/29 vs. Iowa	▲ 5	Home	Daniel Lynch IV	Owen Caissie	Alexander Canario	Caissie double, Canario out at home (9-6-2)
2.	Tyler Gentry	RF	88.6	4/21 @ Nashville	▼ 8	2nd	Sam Long	Isaac Collins	Eric Haase	Collins flies into a force out, Haase out at 2nd (9-6)
3.	Nate Eaton	LF	86.9	4/23 vs. Indianapolis	▲ 4	3rd	Daniel Lynch IV	Canaan Smith-Njigba	Gilberto Celestino	Smith-Njigba singles, Celestino out at 3rd (7-5)
4.	Drew Waters	CF	-	5/3 @ Iowa	▼ 3	3rd	Luis Cessa	Darius Hill	Darius Hill	Hill doubles, out at 3rd (8-5)

BY PLAYER

NATE EATON	LF	1
TYLER GENTRY	RF	1
JOHN RAVE	LF	1
DREW WATERS	CF	1

[illegible]

[illegible]

DATE	OPPONENT	RESULT	IP	H	R	ER	BB	SO	2B	3B	HR	TB	AVG	WHIP	WP	BK	HB	GIDP	IBB	TBF	SV	SVO	ERA (SEASON)
3/29	IOWA	W 5-4 (11)	11.0	11	4	4	3	11	2	1	1	18	(.275)	(1.27)	0	0	0	1	0	45	0	0	3.27
3/30	IOWA	W 7-6 (10)	10.0	10	6	6	6	11	2	0	2	18	(.270)	(1.60)	2	0	1	2	0	45	0	1	4.29
3/31	IOWA	L 2-0	9.0	7	2	2	3	11	1	0	1	11	(.226)	(1.11)	0	0	0	2	0	34	0	0	3.60
4/2	@ Columbus	PPD																					
4/4	@ Columbus	L 3-0	8.0	6	3	3	7	9	2	0	1	11	(.207)	(1.63)	2	0	0	0	0	37	0	0	3.55
4/4	@ Columbus	L 3-0 (7)	6.0	4	3	3	4	5	0	0	0	4	(.211)	(1.33)	2	0	2	0	0	27	0	0	3.68
4/4	@ Columbus	W 5-4 (7)	7.0	3	4	4	8	8	0	1	1	8	(.125)	(1.57)	0	0	0	0	0	32	1	2	3.88
4/5	@ Columbus	L 8-5	8.0	8	8	8	5	11	4	0	1	15	(.242)	(1.63)	1	0	0	0	0	38	0	0	4.58
4/5	@ Columbus	W 11-5	9.0	13	5	5	7	6	4	0	1	20	(.342)	(2.22)	1	1	1	2	0	46	0	0	4.63
4/7	@ Columbus	W 2-0	9.0	5	0	0	2	10	2	0	0	7	(.156)	(0.78)	2	0	1	0	0	35	1	1	4.09
4/9	GWINNETT	W 10-3	9.0	7	3	3	3	13	1	0	3	17	(.212)	(1.11)	0	0	0	1	0	36	0	0	3.98
4/10	GWINNETT	W 7-2	9.0	9	2	2	1	7	1	0	1	13	(.265)	(1.11)	0	0	0	1	0	36	0	0	3.79
4/11	GWINNETT	W 18-9	9.0	16	9	9	5	14	2	0	1	21	(.364)	(2.33)	0	0	0	0	0	49	0	0	4.24
4/12	GWINNETT	L 7-6	9.0	12	7	7	5	11	1	1	0	15	(.308)	(1.89)	0	0	0	0	0	44	0	0	4.46
4/13	GWINNETT	W 13-6	9.0	10	6	6	3	8	2	0	1	15	(.278)	(1.44)	0	0	1	1	0	41	0	0	4.57
4/14	GWINNETT	W 6-1	9.0	7	1	1	0	3	2	1	0	10	(.212)	(0.78)	1	0	0	0	0	33	0	0	4.33
4/16	@ Nashville	W 18-9	9.0	13	9	9	5	14	2	1	1	23	(.325)	(2.22)	0	0	2	1	0	49	1	1	4.37
4/17	@ Nashville	L 6-5 (10)	9.1	10	6	4	5	7	2	1	0	14	(.278)	(1.61)	0	0	0	0	1	43	0	0	4.34
4/18	@ Nashville	L 9-1	8.0	8	9	9	6	5	3	1	0	13	(.267)	(1.75)	4	0	0	1	0	37	0	0	4.63
4/19	@ Nashville	L 3-2	8.0	7	3	3	4	5	1	0	2	14	(.219)	(1.38)	0	0	0	0	0	36	0	0	4.57
4/20	@ Nashville	W 10-9	9.0	4	2	2	5	9	0	0	0	6	(.133)	(1.00)	0	0	0	0	0	35	0	0	4.44
4/21	@ Nashville	L 7-3	8.0	6	7	6	6	6	0	0	2	12	(.200)	(1.50)	0	0	1	0	0	38	0	0	4.54
4/23	INDIANAPOLIS	W 7-4	9.0	10	4	4	6	10	2	0	0	12	(.303)	(1.78)	1	0	0	3	0	39	1	1	4.52
4/24	INDIANAPOLIS	L 7-4	9.0	8	7	6	5	8	1	1	1	12	(.235)	(1.44)	0	0	0	1	0	42	0	0	4.58
4/25	INDIANAPOLIS	W 5-4	9.0	10	4	3	0	8	0	1	2	18	(.270)	(1.11)	0	0	0	0	0	37	0	0	4.51
4/26	INDIANAPOLIS	PPD																					
4/27	INDIANAPOLIS	PPD																					
4/28	INDIANAPOLIS	PPD																					
4/28	INDIANAPOLIS	PPD																					
4/28	INDIANAPOLIS	PPD																					
4/28	INDIANAPOLIS	PPD																					
5/1	@ Iowa	L 6-5 (8)	7.2	8	6	5	2	8	2	0	1	13	(.250)	(1.30)	1	0	0	0	1	34	0	1	4.56
5/1	@ Iowa	W 5-1 (7)	7.0	4	1	1	3	9	0	0	0	4	(.160)	(1.00)	0	0	0	0	0	29	0	0	4.46
5/3	@ Iowa	W 9-6	9.0	9	6	6	8	9	4	0	1	16	(.257)	(1.89)	0	1	2	1	0	45	1	1	4.52
5/3	@ Iowa	W 7-4	9.0	6	4	4	4	7	10	2	0	8	(.188)	(1.44)	1	2	0	0	0	40	1	1	4.50
5/4	@ Iowa	W 10-3	9.0	4	3	1	6	10	2	0	0	6	(.129)	(1.11)	0	0	0	1	0	38	0	0	4.37
5/5	@ Iowa																						
5/7	JACKSONVILLE																						
5/8	JACKSONVILLE																						
5/9	JACKSONVILLE																						
5/10	JACKSONVILLE																						
5/11	JACKSONVILLE																						
5/12	JACKSONVILLE																						
5/14	@ St. Paul																						
5/15	@ St. Paul																						
5/16	@ St. Paul																						
5/17	@ St. Paul																						
5/18	@ St. Paul																						
5/19	@ St. Paul																						
5/21	COLUMBUS																						
5/22	COLUMBUS																						
5/23	COLUMBUS																						
5/24	COLUMBUS																						
5/25	COLUMBUS																						
5/26	COLUMBUS																						
5/27	@ Indianapolis																						
5/29	@ Indianapolis																						
5/30	@ Indianapolis																						
5/31	@ Indianapolis																						
6/1	@ Indianapolis																						
6/2	MEMPHIS																						
6/4	MEMPHIS																						
6/5	MEMPHIS																						
6/6	MEMPHIS																						
6/7	MEMPHIS																						
6/8	MEMPHIS																						
6/9	MEMPHIS																						
6/11	@ Toledo																						
6/12	@ Toledo																						
6/13	@ Toledo																						
6/14	@ Toledo																						
6/15	@ Toledo																						
6/16	@ Toledo																						
6/18	LOUISVILLE																						
6/19	LOUISVILLE																						
6/20	LOUISVILLE																						
6/21	LOUISVILLE																						
6/22	LOUISVILLE																						
6/23	LOUISVILLE																						
6/25	@ Columbus																						
6/26	@ Columbus																						
6/27	@ Columbus																						
6/28	@ Columbus																						
6/29	@ Columbus																						
6/30	@ Columbus																						
7/1	IOWA																						
7/2	IOWA																						
7/3	IOWA																						
7/4	@ Iowa																						
7/5	@ Iowa																						
7/6	@ Iowa																						
7/9	TOLEDO																						
7/10	TOLEDO																						
7/11	TOLEDO																						

DATE	OPPONENT	RESULT	STARTING PITCHER																	RELIEF PITCHERS																						
			STARTER	W	L	IP	H	R	ER	BB	SO	2B	3B	HR	TB	WP	GDP	TBF	BR	BRS	W	L	HLD	SV	SVO	IP	H	R	ER	BB	SO	2B	3B	HR	TB	WP	GDP	TBF	BR	BRS	IR	IRS
3/29	IOWA	W, 5-4 (11)	Lynch	0	0	5.0	9	4	4	1	3	2	1	16	0	1	23	0	0	1	0	0	0	6.0	2	0	0	2	8	0	0	0	2	0	0	22	1	0	1	0	2	
3/30	IOWA	W, 2-6 (10)	Veneziano	0	0	3.0	3	1	1	2	3	0	0	3	0	1	13	0	0	1	0	1	0	7.0	7	5	5	4	8	2	0	2	15	2	1	32	3	2	1	0	2	
3/31	IOWA	W, 2-0	Hoffmann	0	1	5.0	5	2	2	2	1	5	0	0	1	8	0	1	20	0	0	0	0	4.0	2	0	0	0	0	2	6	1	0	3	0	1	14	1	0	1	0	
4/2	@ Columbus	PPD																																								
4/3	@ Columbus	L, 3-0	Bowlan	0	1	4.0	4	1	1	1	3	3	1	0	0	5	1	0	18	0	0	0	0	4.0	2	2	2	4	6	1	0	1	6	1	0	19	0	0	0	0	0	
4/4	@ Columbus	L, 5-0 (7)	Veneziano	0	0	2.0	2	1	1	1	3	3	0	0	1	5	0	0	11	0	0	0	0	3.0	1	3	1	4	4	0	0	0	1	2	0	14	2	0	2	0	1	
4/5	@ Columbus	W, 5-4 (7)	Cessa	0	1	3.0	3	2	0	1	0	0	0	3	0	0	13	0	0	1	0	0	0	2	3	3	5	4	0	0	1	0	3	0	0	21	2	1	2	0	1	
4/6	@ Columbus	L, 8-5	Hoffmann	0	0	3.0	5	5	5	2	4	2	0	0	7	0	0	16	1	1	0	1	0	5.0	3	3	3	3	7	2	0	1	8	1	0	22	0	0	1	1	1	
4/7	@ Columbus	W, 11-5	Lynch	1	0	5.0	6	1	1	2	2	1	0	1	11	0	1	22	0	0	0	0	0	4.0	7	4	4	5	4	2	0	0	9	1	1	24	5	2	5	2	0	
4/8	@ Columbus	W, 2-0	Fleming	0	0	4.2	2	0	0	0	6	1	0	0	3	0	0	17	2	0	1	0	1	1	4.1	3	0	0	2	4	1	0	0	4	2	0	18	2	0	4	0	0
4/9	GWINNETT	W, 10-3	Bowlan	1	0	6.0	6	2	2	0	10	1	0	2	13	0	0	23	0	0	0	0	0	4.0	2	1	1	0	0	0	3	0	0	1	4	0	1	13	0	0	0	0
4/10	GWINNETT	W, 10-9	Hoffmann	1	0	5.0	7	1	1	1	5	1	0	0	8	0	0	23	2	0	0	0	1	0	4.0	2	1	1	0	2	0	0	1	5	0	1	13	0	0	2	0	0
4/11	GWINNETT	W, 18-9	Lynch	0	0	4.0	7	4	4	1	6	2	0	1	12	0	0	20	0	0	1	0	1	0	0	0	0	5.0	9	5	4	8	0	0	29	2	1	2	1	0		
4/12	GWINNETT	L, 7-6	Cessa	0	1	1.0	3	4	4	3	0	2	0	0	4	0	0	9	0	0	0	0	0	8.0	9	5	5	2	11	0	1	0	11	0	0	35	0	0	0	0	0	
4/13	GWINNETT	W, 13-6	Fleming	0	0	4.1	8	5	5	2	3	2	0	0	10	0	1	23	1	1	1	0	0	4.2	2	1	1	1	2	5	0	0	1	2	0	18	0	0	0	1	1	
4/14	GWINNETT	W, 6-1	Bowlan	1	0	6.0	4	1	1	0	0	1	0	6	0	0	22	0	0	0	0	0	2	0	3.0	3	0	0	0	0	0	1	0	0	4	1	0	11	0	0	0	0
4/16	@ Nashville	W, 10-9	Hoffmann	0	0	1.2	6	5	2	1	3	2	0	1	11	0	0	15	2	0	1	0	2	1	7	4	3	6	11	3	1	0	12	0	1	34	2	0	4	0	0	
4/17	@ Nashville	L, 6-5 (10)	Lynch	0	0	4.2	7	4	2	2	2	1	0	11	0	0	23	1	0	0	1	0	0	4.2	3	1	0	3	5	0	0	0	3	0	0	20	0	0	1	0	0	
4/18	@ Nashville	L, 9-1	Cessa	0	1	3.0	3	2	2	0	0	0	1	0	5	0	1	11	1	1	0	0	0	3.0	5	7	7	6	5	3	0	0	8	4	0	26	2	2	3	3	3	
4/19	@ Nashville	L, 3-2	Fleming	0	0	5.0	5	1	1	2	3	1	0	0	6	0	0	23	0	0	0	1	0	0	0	0	0	0	0	0	0	0	0	0	13	0	0	0	0	0		
4/20	@ Nashville	W, 8-2	Bowlan	1	0	5.0	4	2	2	2	5	2	0	0	5	0	0	21	0	0	0	0	0	4.0	0	0	0	3	4	0	0	0	0	0	0	14	2	0	2	0	0	
4/21	@ Nashville	L, 7-3	Dipoto	1	0	2.2	3	3	2	2	1	0	0	2	9	0	0	13	1	0	0	1	0	5.1	3	4	4	4	5	0	0	0	3	0	0	25	3	0	4	0	0	
4/22	INDIANAPOLIS	W, 7-4	Lynch	1	0	5.0	8	4	4	3	6	2	0	0	10	1	1	24	0	0	0	0	0	3	1	1	4	0	0	0	3	4	0	0	2	0	15	0	0	0	0	
4/24	INDIANAPOLIS	L, 7-4	Davies	0	1	3.0	5	5	4	2	0	1	0	0	6	0	0	18	0	0	0	0	0	6.0	3	2	2	3	8	0	0	1	6	0	1	24	0	0	0	0	0	
4/25	INDIANAPOLIS	W, 5-4	Cessa	0	0	4.0	6	2	2	0	1	0	0	2	12	0	0	17	0	0	1	0	0	0	0	0	0	0	0	0	0	0	0	0	20	0	0	0	0	0		
4/26	INDIANAPOLIS	PPD																																								
4/27	INDIANAPOLIS	PPD																																								
4/28	INDIANAPOLIS	PPD																																								
4/28	INDIANAPOLIS	PPD																																								
5/1	@ Iowa	W, 6-5 (8)	Lynch	0	0	4.0	2	1	1	0	3	0	0	1	5	0	0	15	0	0	0	1	0	0	0	0	1	0	0	0	0	0	0	8	1	0	19	4	2	4	2	
5/1	@ Iowa	W, 5-1 (7)	Davies	1	0	5.0	3	0	0	1	4	0	0	0	3	0	0	19	0	0	1	0	0	0	0	0	0	0	0	0	0	0	0	0	0	0	0	0	0	0		
5/2	@ Iowa	W, 9-6	Fleming	0	0	2.0	3	2	2	2	2	2	0	0	5	0	0	12	1	1	1	0	0	1	1	1	1	1	7	0	0	1	1	0	1	33	3	1	4	2		
5/3	@ Iowa	W, 7-4	Cessa	1	0	5.0	4	1	1	0	5	2	0	0	6	0	0	18	0	0	0	0	0	4.0	2	3	3	7	5	0	0	2	1	0	22	4	2	4	2	0		
5/4	@ Iowa	W, 10-3	Bowlan	1	0	5.0	2	2	0	3	6	0	0	0	2	0	0	22	0	0	0	0	0	0	0	0	0	0	0	0	0	0	0	4	0	1	16	0	0	0	0	
5/5	JACKSONVILLE																																									
5/7	JACKSONVILLE																																									
5/8	JACKSONVILLE																																									
5/9	JACKSONVILLE																																									
5/10	JACKSONVILLE																																									
5/11	JACKSONVILLE																																									
5/12	@ St. Paul																																									
5/14	@ St. Paul																																									
5/16	@ St. Paul																																									
5/17	@ St. Paul																																									
5/18	@ St. Paul																																									
5/19	@ St. Paul																																				</					

HITTING

SERIES	OPPONENT	DATES	AVG	G	AB	R	H	TB	2B	3B	HR	RBI	BB	IBB	SO	SB	CS	OBP	SLG	OPS	PA	SAC	SF	HBP	GIDP
SERIES 1	IOWA	3/29 - 3/31	.215	3	107	12	23	33	4	0	2	11	12	0	30	3	0	.298	.308	.606	122	1	1	1	1
SERIES 2	@ Columbus	4/2 - 4/7	.235	6	187	23	44	70	14	0	4	22	21	0	76	10	3	.318	.374	.692	212	1	1	2	1
SERIES 3	GWINNETT	4/9 - 4/14	.326	6	215	60	70	136	21	3	13	56	30	0	59	11	2	.422	.633	1.055	252	0	0	6	1
SERIES 4	@ Nashville	4/16 - 4/21	.214	6	201	29	43	80	10	0	9	29	22	0	53	2	2	.296	.398	.694	227	1	1	2	3
SERIES 5	INDIANAPOLIS	4/23 - 4/28	.324	3	105	16	34	43	4	1	1	13	17	0	27	1	0	.418	.410	.828	123	1	0	0	4
SERIES 6	@ Iowa	4/30 - 5/5																							
SERIES 7	JACKSONVILLE	5/7 - 5/12																							
SERIES 8	@ St. Paul	5/14 - 5/19																							
SERIES 9	COLUMBUS	5/21 - 5/26																							
SERIES 10	@ Indianapolis	5/27 - 6/2																							
SERIES 11	MEMPHIS	6/4 - 6/9																							
SERIES 12	@ Toledo	6/11 - 6/16																							
SERIES 13	LOUISVILLE	6/18 - 6/23																							
SERIES 14	@ Columbus	6/25 - 6/30																							
SERIES 15	IOWA	7/1 - 7/3																							
SERIES 16	@ Iowa	7/4 - 7/6																							
SERIES 17	TOLEDO	7/9 - 7/14																							
SERIES 18	INDIANAPOLIS	7/19 - 7/21																							
SERIES 19	@ St. Paul	7/23 - 7/28																							
SERIES 20	@ Rochester	7/30 - 8/4																							
SERIES 21	IOWA	8/6 - 8/11																							
SERIES 22	LOUISVILLE	8/13 - 8/18																							
SERIES 23	@ Buffalo	8/20 - 8/25																							
SERIES 24	ST. PAUL	8/27 - 9/1																							
SERIES 25	@ Memphis	9/3 - 9/8																							
SERIES 26	TOLEDO	9/10 - 9/15																							
SERIES 27	@ Louisville	9/17 - 9/22																							

PITCHING

SERIES	OPPONENT	DATES	W	L	ERA	G	GS	CG	SHO	GF	HLD	SV	SVO	IP	H	R	ER	HR	HB	BB	IBB	SO	AVG	WP	BK	GIDP
SERIES 1	IOWA	3/29 - 3/31	2	1	3.60	3	3	0	0	3	1	0	1	30.0	28	12	12	4	1	12	0	33	.259	2	0	5
SERIES 2	@ Columbus	4/2 - 4/7	3	3	4.40	6	6	0	1	6	1	2	3	47.0	39	23	23	4	4	33	0	49	.223	8	1	2
SERIES 3	GWINNETT	4/9 - 4/14	5	1	4.67	6	6	0	0	6	4	0	0	54.0	61	28	28	6	1	17	0	56	.279	1	0	3
SERIES 4	@ Nashville	4/16 - 4/21	2	4	5.08	6	6	0	0	6	4	1	1	51.1	48	36	29	5	3	33	1	46	.242	4	0	2
SERIES 5	INDIANAPOLIS	4/23 - 4/28	2	1	4.33	3	3	0	0	3	3	1	1	27.0	28	15	13	3	0	11	0	26	.269	1	0	4
SERIES 6	@ Iowa	4/30 - 5/5																								
SERIES 7	JACKSONVILLE	5/7 - 5/12																								
SERIES 8	@ St. Paul	5/14 - 5/19																								
SERIES 9	COLUMBUS	5/21 - 5/26																								
SERIES 10	@ Indianapolis	5/27 - 6/2																								
SERIES 11	MEMPHIS	6/4 - 6/9																								
SERIES 12	@ Toledo	6/11 - 6/16																								
SERIES 13	LOUISVILLE	6/18 - 6/23																								
SERIES 14	@ Columbus	6/25 - 6/30																								
SERIES 15	IOWA	7/1 - 7/3																								
SERIES 16	@ Iowa	7/4 - 7/6																								
SERIES 17	TOLEDO	7/9 - 7/14																								
SERIES 18	INDIANAPOLIS	7/19 - 7/21																								
SERIES 19	@ St. Paul	7/23 - 7/28																								
SERIES 20	@ Rochester	7/30 - 8/4																								
SERIES 21	IOWA	8/6 - 8/11																								
SERIES 22	LOUISVILLE	8/13 - 8/18																								
SERIES 23	@ Buffalo	8/20 - 8/25																								
SERIES 24	ST. PAUL	8/27 - 9/1																								
SERIES 25	@ Memphis	9/3 - 9/8																								
SERIES 26	TOLEDO	9/10 - 9/15																								
SERIES 27	@ Louisville	9/17 - 9/22																								

SERIES WINS: 3 (3 at Home, 0 on Road)

SERIES LOSSES: 1 (0 at Home, 1 on Road)

SERIES SPLITS: 1 (0 at Home, 1 on Road)

STARTING PITCHERS

[illegible]

RELIEVERS

SERIES	OPPONENT	DATES	W	L	ERA	G	HLD	SV	SVO	IP	H	R	ER	2B	3B	HR	TB	BB	IBB	SO	WHIP	AVG	HBP	WP	BK	GDP	K/BB	NP	NS	TBF	IR	IRS
SERIES 1	IOWA	3/29 - 3/31	2	0	2.65	3	1	0	1	17.0	11	5	5	3	0	2	20	8	0	22	1.12	.196	1	2	0	2	2.75	289	172	68	5	2
SERIES 2	@ Columbus	4/2 - 4/7	2	1	4.62	6	1	2	3	25.1	17	13	13	6	1	2	31	23	0	29	1.58	.183	2	7	1	1	1.26	511	302	118	14	4
SERIES 3	GWINNETT	4/9 - 4/14	2	0	3.58	6	4	0	0	27.2	26	11	11	1	1	3	38	10	0	29	1.30	.241	0	1	0	2	2.90	473	301	119	5	2
SERIES 4	@ Nashville	4/16 - 4/21	1	3	4.91	6	4	1	1	29.1	20	18	16	6	1	2	34	24	1	32	1.50	.189	1	4	0	1	1.33	547	321	132	14	3
SERIES 5	INDIANAPOLIS	4/23 - 4/28	1	0	1.80	3	3	1	1	15.0	9	4	3	0	1	1	14	6	0	19	1.00	.170	0	0	0	3	3.17	251	162	59	0	0
SERIES 6	@ Iowa	4/30 - 5/5																														
SERIES 7	JACKSONVILLE	5/7 - 5/12																														
SERIES 8	@ St. Paul	5/14 - 5/19																														
SERIES 9	COLUMBUS	5/21 - 5/26																														
SERIES 10	@ Indianapolis	5/27 - 6/2																														
SERIES 11	MEMPHIS	6/4 - 6/9																														
SERIES 12	@ Toledo	6/11 - 6/16																														
SERIES 13	LOUISVILLE	6/18 - 6/23																														
SERIES 14	@ Columbus	6/25 - 6/30																														
SERIES 15	IOWA	7/1 - 7/3																														
SERIES 16	@ Iowa	7/4 - 7/6																														
SERIES 17	TOLEDO	7/9 - 7/14																														
SERIES 18	INDIANAPOLIS	7/19 - 7/21																														
SERIES 19	@ St. Paul	7/23 - 7/28																														
SERIES 20	@ Rochester	7/30 - 8/4																														
SERIES 21	IOWA	8/6 - 8/11																														
SERIES 22	LOUISVILLE	8/13 - 8/18																														
SERIES 23	@ Buffalo	8/20 - 8/25																														
SERIES 24	ST. PAUL	8/27 - 9/1																														
SERIES 25	@ Memphis	9/3 - 9/8																														
SERIES 26	TOLEDO	9/10 - 9/15																														
SERIES 27	@ Louisville	9/17 - 9/22																														

2024 STORM CHASER QUALITY STARTS (2)

STARTER (# IN 2024) GAME			DEC	IP	H	R	ER	HR	HB	BB	IBB	SO	WP	BK	GIDP	TBF	% K/BF	NP-S	S%	FPS	FPS%	P/IP	CATCHER
1.	Jonathan Bowlan (1)	4/9 vs. Gwinnett	W	6.0	6	2	2	2	0	0	0	10	0	0	0	23	43.5%	87 - 61	70.11%	18	78.26%	14.50	Porter
2.	Jonathan Bowlan (2)	4/14 vs. Gwinnett	W	6.0	4	1	1	0	0	0	0	3	0	0	0	22	13.6%	87 - 64	73.56%	17	77.27%	14.50	Porter

2024 REHAB ASSIGNMENTS WITH OMAHA (4)

HITTING (1)

PLAYER	<i>INJURY</i>	DATES	AVG	G	AB	R	H	TB	2B	3B	HR	RBI	BB	IBB	SO	SB	CS	OBP	SLG	OPS	PA	SAC	SF	HBP	GIDP
Michael Massey	<i>Back tightness</i>	April 9 - April 17	.433	7	30	8	13	24	5	0	2	10	2	0	2	0	0	.469	.800	1.269	32	0	0	0	0

PITCHING (3)

[illegible]

#	PITCHERS	ACTIVE DATES	CURRENT TEAM (IF NOT OMAHA)
54	Dan Altavilla	3/29-	
62	Jonathan Bowlan	3/29-4/28 , 4/30-	
61	Jake Brentz	4/21-	
52	Luis Cessa	3/29-4/4 , 4/12-	
19	Austin Cox	4/29-	
46	Steven Cruz	3/29-	
7	Zach Davies	4/24-	
55	Jonah Dipoto	3/29-4/11 , 4/17-	
19	Tyler Duffey	3/29-4/21	KANSAS CITY
48	William Fleming	4/5-	
50	Carlos Hernández	4/26-	
57	Andrew Hoffmann	3/29-4/16	Omaha Injured List
63	Will Klein	3/29-4/24 , 4/28-	
36	Sam Long	3/29-	
41	Daniel Lynch IV	3/29-5/4	KANSAS CITY
43	Alec Marsh	5/5-	
59	John McMillon	3/29-	
40	Walter Pennington	3/29-	
60	Colin Selby	4/9-4/29 , 5/5-	
45	Evan Sisk	3/29-	
56	Anthony Veneziano	3/29-4/16 , 4/18-4/19 , 4/22-	
43	Jacob Wallace	3/29-4/7	Northwest Arkansas (AA)
#	CATCHERS	ACTIVE DATES	CURRENT TEAM (IF NOT OMAHA)
26	Kyle Hayes	3/30-4/1 , 4/16-4/17	Omaha Development List
14	Austin Nola	3/29-3/29	Omaha Injured List
33	Brian O'Keefe	4/3-	
16	Logan Porter	3/29-	
#	INFIELTERS	ACTIVE DATES	CURRENT TEAM (IF NOT OMAHA)
31, 47	CJ Alexander	3/29-	
25	Mike Brosseau	3/29-4/23	Syracuse Mets (Triple-A, NYM)
24	Cam Devanney	3/29-	
22	Ryan Fitzgerald	3/29-	
12	Nick Loftin	4/23-	
34	Devin Mann	3/29-	
9	Michael Massey	4/9- 4/18	KANSAS CITY
32	Nick Pratto	3/29-	
3	Tyler Tolbert	3/29-	
#	OUTFIELDERS	ACTIVE DATES	CURRENT TEAM (IF NOT OMAHA)
18	Nate Eaton	3/29-	
28	Tyler Gentry	3/29-	
2	John Rave	3/29-	
6	Drew Waters	3/29-	

Active Players in Bold

Rehab Assignments in Red

QUICK FACTS

GENERAL INFORMATION

Location.....Papillion, Nebraska
Founded.....2011 (1969-2010: Omaha Royals/Golden Spikes)
Colors.....Royal Blue (PMS 288), Gold (PMS 872), Light Blue (PMS 292)
League.....International League (Since 2021)
Ownership.....Alliance Baseball Omaha LLC (Since 2012)
President.....Martie Cordaro

TEAM INFORMATION

2023 Overall Record.....68-77 (.469 / 16th in IL)
2023 1st Half Record.....38-34 (.528 / 7th in IL)
2023 2nd Half Record.....30-43 (.411 / 18th in IL)
Overall Franchise Record.....3,845,839 (.501)
Storm Chasers Record (2011-Pres.).....870-859 (.503)
Home Record (Werner Park).....456-408 (.528)
Triple-A East/International League Record (2021-Pres.).....230-222 (.509)

STADIUM INFORMATION

Facility.....Werner Park (Since November 11, 2010)
Year Opened.....2011
First Storm Chasers Game.....April 16, 2011 vs. Nashville Sounds
Capacity.....9,023 (6,254 Fixed Seats)
Dimensions.....LF 310, CF 402, RF 315

FIELD AND SUPPORT STAFF

Manager.....#23 Mike Jirschele (16th Year in Omaha, 33rd with KC)
Pitching Coach.....#95 Dane Johnson (5th Year in Omaha, 5th with KC)
Asst. Pitching Coach.....#94 Dave Lundquist (1st Year in Omaha, 1st with KC)
Hitting Coach.....#99 Bijan Rademacher (2nd Year in Omaha, 2nd with KC)
Asst. Hitting Coach.....#4 David Noworyta (2nd Year in Omaha, 3rd with KC)
Assistant Coach.....#17 Tripp Keister (1st Year in Omaha, 1st with KC)
Athletic Trainer.....James Stone (6th Year in Omaha, 15th with KC)
Asst. Athletic Trainer.....Danny Accola (1st Year in Omaha, 9th with KC)
Strength & Conditioning.....CJ Mikkelsen (1st Year in Omaha, 5th with KC)
Clubhouse Operations.....Mike Brown (16th Year in Omaha, 16th with KC)

ROSTER BREAKDOWN

Age 24.....2
Age 25.....5
Age 26.....6
Age 27.....8
Age 28.....2
Age 29.....1
Age 30.....1
Age 31.....2
Age 32.....1
Average Age.....26 Years 337 Days
Median Age.....27

Native of Dominican Republic.....1
Native of Mexico.....1
Native of United States.....26
Acquired by Royals via Free Agency.....9
(Major League).....0 (Minor League).....7 (Undrafted).....2
Acquired by Royals via Trade.....8
Acquired by Royals via Rule 5 Draft.....1
Acquired by Royals via First Year Player Draft.....10

(High School).....1 (Rounds 1-5).....6 (2017 Draft).....1
(2nd Year/College).....0 (Rounds 6-10).....1 (2018 Draft).....2
(3rd Year/College).....8 (Rounds 11-20).....1 (2019 Draft).....4
(4th+ Year/College).....1 (Rounds 21-40).....2 (2020 Draft).....3

PRO-NUN-SEE-AY-SHUNS

PLAYERS













24 CAM DEVANNEY.....(duh-VAY-nee)
32 NICK PRATTO.....(praw-toh)
35 LUIS CESSA.....(SESS-uh)
54 DAN ALTAVILLA.....(ahl-tuh-VILL-uh)
55 JONAH DIPOTO.....(dih-POH-to)
56 ANTHONY VENEZIANO.....(vuh-NEE-zee-ah-no)
62 JONATHAN BOWLAN.....(boh-lin)

COACHES





4 DAVID NOWORYTA.....(Nova-REE-tah)
17 TRIPP KEISTER.....(KEY-sterr)
23 MIKE JIRSCHLE.....(jursh-LEE)
94 DAVID LUNDQUIST.....(LUND-kwist)
99 BIJAN RADEMACHER.....(bee-ZHON RAH-de-moch-err)

2024 UNIFORM RECORDS

STANDARD UNIFORMS

 Blue Vortex (3-0) Home: 3-0 Road: 0-0	 Blue O-Bolt (10-9) Home: 1-2 Road: 9-7	 Powder SC (3-2) Home: 3-2 Road: 0-0	 Powder O (1-0) Home: 1-0 Road: 0-0
 Home White (3-0) Home: 3-0 Road: 0-0	 Road Grey (7-3) Home: 0-0 Road: 7-3	 Blue O-Bolt (3-6) Home: 1-2 Road: 2-4	 Powder Blue (3-2) Home: 3-2 Road: 0-0
 Black O-Bolt (1-0) Home: 1-0 Road: 0-0	 Corn Chasers Home: 0-0 Road: 0-0	 Community Home: 0-0 Road: 0-0	 Star Wars Home: 0-0 Road: 0-0

SPECIALTY/THEME NIGHT UNIFORMS (0-0)

 Black O-Bolt Home: 0-0 Road: 0-0	 Patriotic Home: 0-0 Road: 0-0	 Throwback Home: 0-0 Road: 0-0	 Runza Home: 0-0 Road: 0-0	 Golden Spikes Home: 0-0 Road: 0-0	 Rockets Home: 0-0 Road: 0-0	 Marvel Home: 0-0 Road: 0-0
 Corn Chasers Home: 0-0 Road: 0-0	 Community Home: 0-0 Road: 0-0	 Star Wars Home: 0-0 Road: 0-0	 Patriotic Home: 0-0 Road: 0-0	 Throwback Home: 0-0 Road: 0-0	 Runza Home: 0-0 Road: 0-0	 Golden Spikes Home: 0-0 Road: 0-0
 Rockets Home: 0-0 Road: 0-0	 Marvel Home: 0-0 Road: 0-0					

RECENT TRANSACTIONS

- 3/30 C Austin Nola placed on the 10-Day Injured List
- C Kyle Hayes activated from the Development List
- 4/1 C Brian O'Keefe assigned to Omaha
- 4/2 C Kyle Hayes transferred to the Development List
- 4/5 RHP Luis Cessa transferred to the Development List
- RHP William Fleming transferred from NW Arkansas (AA)
- 4/7 RHP Colin Selby acquired in trade with PITTSBURGH and assigned to Omaha
- 4/8 RHP Jacob Wallace transferred to NW Arkansas (AA)
- 2B Michael Massey's MLB Rehab transferred to Omaha
- 4/12 RHP Jonah Dipoto transferred to the Development List
- RHP Luis Cessa activated from the Development List
- 4/16 C Kyle Hayes activated from the Development List
- 4/17 LHP Anthony Veneziano recalled by KANSAS CITY
- RHP Andrew Hoffmann placed on the Injured List
- RHP Jonah Dipoto reinstated from the Development List
- 4/18 LHP Anthony Veneziano optioned to Omaha
- C Kyle Hayes transferred to the Development List
- INF Nick Loftin optioned to Omaha
- 4/19 2B Michael Massey returned to KANSAS CITY from his rehab assignment
- 4/20 LHP Anthony Veneziano recalled by KANSAS CITY
- 4/21 LHP Jake Brentz sent to Omaha for MLB Rehab Assignment
- OF Tucker Bradley released
- 4/22 RHP Tyler Duffey selected by KANSAS CITY
- LHP Anthony Veneziano optioned to Omaha
- 4/23 INF Mike Brosseau released
- 4/24 RHP Zach Davies transferred to Omaha
- 4/25 RHP Will Klein recalled by KANSAS CITY
- 4/26 RHP Carlos Hernández sent to Omaha for MLB Rehab Assignment
- 4/28 RHP Will Klein optioned to Omaha
- 4/29 RHP Jonathan Bowlan recalled by KANSAS CITY
- LHP Austin Cox transferred to Omaha from NW Arkansas (AA)
- 4/30 RHP Colin Selby recalled by KANSAS CITY
- RHP Jonathan Bowlan optioned to Omaha
- 5/4 RHP Colin Selby optioned to Omaha
- 5/5 RHP Alec Marsh sent to Omaha for MLB Rehab Assignment
- RHP Daniel Lynch IV recalled by KANSAS CITY

35 DIFFERENT PLAYERS HAVE APPEARED IN A GAME FOR OMAHA IN 2024: 15 HITTERS, 20 PITCHERS

2024 BREAKING ROSTER

Pitchers (15): RHP Dan Altavilla, RHP Jonathan Bowlan, RHP Luis Cessa, RHP Steven Cruz, RHP Jonah Dipoto, RHP Tyler Duffey, RHP Andrew Hoffmann, RHP Will Klein, LHP Sam Long, LHP Daniel Lynch IV, RHP John McMillon, LHP Walter Pennington, LHP Evan Sisk, LHP Anthony Veneziano, RHP Jacob Wallace

Catchers (2): Austin Nola, Logan Porter

Infielders (7): CJ Alexander, Mike Brosseau, Cam Devanney, Ryan Fitzgerald, Devin Mann, Nick Pratto, Tyler Tolbert

Outfielders (4): Nate Eaton, Tyler Gentry, John Rave, Drew Waters