

# Columbus Clippers

Game #37

## Game Information

Home Game #14

Media Relations Department - 330 Huntington Park Ln., Columbus, OH 43215 - (614)-462-5250 - aslosser@clippersbaseball.com



(19-17)

Wednesday, June 16 (12:05) - Huntington Park  
**Toledo Mud Hens**  
 (Detroit Tigers) VS. **Columbus Clippers**  
 (Cleveland Indians)  
 RHP Drew Hutchison (3-2, 3.72) RHP Kevin Herget (1-1, 5.94)



(16-20)

### LAST GAME

June 15	R	H	E	LOB
Toledo	4	10	1	8
Columbus	5	9	1	7

W: Justin Garza (1-0)  
 L: Drew Carlton (2-1)  
 S:

HR: Gimenez (3); Nunez (7)

### Highlights

Andres Gimenez led the offensive attack, putting Columbus on the board with a solo HR in the 1st and tying the game with a 2-run double in the 7th. Ryan Lavarney and Connor Marabell had back to back doubles to lead off the 9th, securing the victory.

### CLIPPER QUICK FACTS

Current Streak: W3  
 Home Streak: W1  
 Home: 3-10  
 June: 8-5  
 Wednesday: 2-3  
 Day Games: 2-4  
 vs. West: 16-14  
 Last 10: 7-3  
 Consecutive days in 5th: 8  
 Scoring at least 4 runs: 13-6  
 Scoring less than 4 runs: 3-14  
 Come from behind wins: 7  
 Last at bat wins: 4  
 Team Batting: .237, 8th  
 Team Pitching: 5.35, 12th  
 Team Defense: .982, 8th

### LEAGUE STANDINGS

South	W	L	Pct	GB
DUR	24	12	.667	-
NAS	24	12	.667	-
JAX	22	14	.611	2.0
GWN	19	18	.514	5.5
NOR	14	20	.412	9.0
MEM	15	22	.405	9.5
CHA	13	23	.361	11.0
West	W	L	Pct	GB
OMA	26	10	.722	-
IND	19	17	.528	7.0
TOL	19	17	.528	7.0
STP	17	20	.459	9.5
COL	16	20	.444	10.0
IOW	12	23	.343	13.5
LOU	12	24	.333	14.0

### League Notes

### Upcoming Probables

Thursday, June 17 vs. Toledo (7:05): RHP Wily Peralta (1-0, 2.75) vs. RHP Triston McKenzie (1-0, 0.00)  
 Friday, June 18 vs. Toledo (7:05): TBA vs. LHP Logan Allen (0-2, 13.17)  
 Saturday, June 19 vs. Toledo (7:05): TBA vs. RHP Heath Fillmyer (1-1, 11.57)  
 Sunday, June 20 vs. Toledo (2:05): TBA vs. LHP Kirk McCarty (5-0, 4.44)

### Today's Game

The Clippers will send RHP **Kevin Herget** to the mound today, trying to win consecutive games at home for the first time since games one and two of the 2019 GC Finals. Toledo will counter with RHP **Drew Hutchison**. The Clippers are 15-16 (.484) against right handers this year. Hutchison has faced the Clippers 10 times in his career, going 3-5 with a 4.37ERA (59.2IP, 51H, 29R, 29ER, 26BB, 55K).

### vs. the Mud Hens

Columbus went 14-9 against the Mud Hens in 2019, snapping a two year losing streak (7-13 in 2018, 10-13 in 2017), while posting a margin of 4.6 in wins (seven by 4+) and losing by an average of 5.6 (six by 4+). Of the last 12 played between the two, seven have been decided by at least five runs. **Nolan Jones** has hit .304 (7x23) with a HR against Toledo this season (7G).

### Turning a Corner

After starting the season 5-1, the Clippers went 4-18 from 5/12-6/5 (worst 22G stretch since 4-18 from 6/13-7/4/09), but have rebounded to go 7-1. The Clippers are hitting .279 (24x86) with runners in scoring position in the last eight (.180, 34x189 in the 22G prior) and have attempted a sac bunt in seven of the wins (successful thrice; had two attempts, both unsuccessful, in previous 22G).

### Pummeled Pitching

Huntington Park has zoomed back to the top of the IL in homers per game (3.00), following 18HR in the last 5G. Unfortunately, 14 of those 18 have been surrendered by Columbus (134HR allowed in last 66G in the regular season at HP). Over 21% of hits allowed at home have left the yard, the highest rate in the IL (led the league in 2019, as 20.4% of hits allowed at HP were homers).

### Cursed at the Top

Heading into 6/4, Clipper leadoff hitters were hitting an IL-worst .198. **Oscar Mercado** went 3x4 that night, snapping a 12G streak in which the leadoff hitter did not have a multi-hit game (4x50 between multi-hit games) and has hit .310 (13x42) in his last 10G (leadoff now .225, 11th). However, the leadoff spot has the fewest runs scored in the IL (14), failing to have a multi-run game all season.

### Work to Do

**Owen Miller** returned to Columbus last night after a three week stint in Cleveland (5x46, 23K). At the time of his first ever promotion to the Big Leagues, Miller ranked 3rd in batting in the IL at .406 (26x64). Miller is currently 23PA short of qualifying for the batting title and has put forth back to back hitless games for the first time in Columbus (hitless in last 11AB; dropped below .400 for first time since 5/6).

### Swinging Hard

The Clippers have two among the top four in the IL in strikeouts, as **Nolan Jones** ranks 3rd (50K) and **Daniel Johnson** is 4th (48K). Jones has cut down on the strikeouts this month, with Saturday night's 2K game being his first multi-K game since 6/1. Johnson had also seen his contact rate increase in June (ended May with seven multi-K games in last eight), but has 2K in two straight.

### On Fire

**Trenton Brooks** had a hit in each of his first 5G with Columbus (.368, 7x19), went 0x3 Sunday (still produced an RBI and scored a run) and got back in the hit column last night. Going back to 5/22 with Akron, Brooks is hitting .345/.465/.636 with 4HR and 19RBI in his last 17G (55AB). However, Brooks does have 5K to 3BB in Triple-A (18K to 20BB at Double-A).

### Road Warrior

**Connor Marabell** saw his 5G hit streak snapped with an 0x1 on Sunday (had multi-hits in four of five, 10x19). On the trip, he reached base in nine of 10, batting .387 (12x31) and crossing the plate seven times (scored in six of last seven). Marabell is hitting almost 130 points higher on the road this year (.321 to .192), continuing his crazy career split (.185 in 135AB at HP; .300 in 140AB on road).

### Bullpen is Back

The Clipper 'pen had 7.0IP and 0ER Saturday (11.0IP, 2ER since), marking the sixth time with at least 5.0IP and 0ER (17G with at least 5.0IP; in 2019, had 36 games of at least 5.0IP, only six scoreless). Removing 5/23's disaster in Toledo (5.0IP, 11ER, 3HR, 27BF), the bullpen has a 2.60ERA on the road (97.0IP, 28ER) and has allowed 2HR to 424BF (6.47ERA, 64.0IP, 46ER and 15HR to 295BF at HP).

### ORGANIZATION REPORT

Cleveland (36-28), 2nd place	Akron (22-14), 4th place
June 15 R H E	6/15 at Bowie, won, 3-2
Baltimore 2 7 4	6/16 at Bowie, 6:35
Cleveland 7 10 1	Lake County (19-18), 3rd place
W- Karinchak (4-2), L- Harvey (3-8)	6/15 vs. West Michigan, won, 4-2
HR- Bradley (3)	6/16 vs. West Michigan, 7:00
Bradley: 2x4, R, 2RBI, HR, K	Lynchburg (18-17), 3rd place
Karinchak: 1.0IP, 0H, 0R, 0ER, 0BB, 3K	6/15 at Frederickburg, lost, 3-2
6/16 vs. BAL, 7:10 (Akin vs. Civalo)	6/16 at Frederickburg, 7:05

### vs. TOLEDO

All-Time	Home	Road	Overall
2019	214-189	214-202	428-391
2021	Home	Road	Overall
	1-0	2-4	3-4
2019	Home	Road	Overall
	5-6	9-3	14-9



Governors' Cup Champions: 1979, 1980, 1981, 1987, 1991, 1992, 1996, 2010, 2011, 2015, 2019  
 IL West Division Champions: 1979, 1980, 1981, 1983, 1984, 1990, 1991, 1992, 1996, 1997, 1999, 2004, 2011, 2014, 2015, 2016, 2019





# Columbus Clippers Game Information

Wednesday, June 16

## This Date in Clipper History

6/16/2017

**Eric Stamets** led off the 2nd, 4th and 6th innings with homers to stake Columbus to a 3-1 lead vs. Gwinnett, but the Clippers still needed a 2-run HR from **Richie Shaffer** in the 7th and a walk-off double from Chris Colabello in the 9th to triumph 7-6 over the Braves. For Shaffer, it was the 15th of 30HR, as he is one of eight Clippers to reach the 30HR plateau (**Steve Balboni** did it twice).

## Huntington (Small) Park

In each of the first 11 years since the move downtown, Huntington Park has ranked among the top two in the IL in homers per game, totaling 2.25 per contest (1,763HR, 783 games). In 2019, HP averaged over three per game for the first time ever (seventh time averaging over a pair), as the Clippers surrendered a record 127HR and just missed out on triple digits themselves (97HR was second highest team total). Including the postseason, the Clippers have been out-homered over the life of the park (949 to 907).

year	gms	COL	opp	total	avg	rank	year	gms	COL	opp	total	avg	rank	year	gms	COL	opp	total	avg	rank
2009	71	57	73	130	1.83	2nd	2013	72	63	72	135	1.88	2nd	2017	71	95	88	183	2.58	1st
2010	72	90	83	173	2.40	2nd	2014	72	64	85	149	2.07	2nd	2018	69	68	76	144	2.09	2nd
2011	72	<b>100</b>	77	177	2.46	1st	2015	72	62	64	126	1.75	2nd	2019	69	97	<b>127</b>	<b>224</b>	<b>3.25</b>	2nd
2012	71	91	88	179	2.52	1st	2016	72	74	69	143	1.99	1st	2021	13	13	26	39	3.00	1st

## Record Destruction

The Clippers broke the established mark for homers in a season (182 in 1983) on 8/7/19 and finished with a total of 213 (most in the IL). From 5/14-6/2, they homered in 20 straight games (44HR total) and they had seven straight multi-HR games from 6/14-6/21 (22HR). On the mound, they broke the record for homers allowed (156 in 1998) on 7/31/19, giving up 198 for the year (2nd most in the IL).

## Ain't Over 'Til It's Over

From 2014-19, no team had more come from behind victories than the 210 posted by Columbus and no team produced a better winning percentage when trailing than the .353 of the Clippers (Scranton/WB was 2nd in win percentage, .338, and wins, 192). This year has seen the Clippers go 7-20 (.259) in games in which they trail, ranking 11th.

## Get What You Pay For

Columbus is the only team in the IL that has yet to play any free baseball this season, having played 76 straight games, including the postseason, since their last extra-inning rumble (7/31/19 vs. Louisville, an 11-8 loss in 11; only extra inning loss of the season, 8-1). Over the past 20 seasons, the longest the Clippers had previously gone between extras was 57 games from 8/12/08-5/17/09 (37 to start '09 season is longest stretch to begin in last 20 seasons). That streak ended with consecutive extra inning games.

## Trending Downward

The current staff ERA of 5.35 is on pace to be the worst in franchise history (5.08, 1983) and anything over 4.71 will mark the fifth straight season in which the ERA has gotten worse. From 2011-16, the Clipper staff turned in a sub-4.00ERA five times in six seasons (zero such seasons from 1993-2010), including the best two ERAs of the past 32 years (3.33 in 2015 and 3.65 in 2016). The 6.77ERA at Huntington Park is by far the worst ever (5.29 in 2019, only time ERA has ever been over 5.00 at HP).

## Doing Damage

In 2019, the Clippers ranked tied for 5th in the IL with 112RBI with the bases loaded, while carrying a .252 average (10th, 36x143, 4HR). In both 2017 and 2018, the Clippers led the IL in RBI with the bases loaded (243RBI total) and paced the circuit in grand slams (16 total, no other team had more than eight).

## Free Swingers

After three straight seasons leading the IL in strikeouts, the Clipper lineup is threatening for a fourth, as they currently rank 5th (356K, 46 off the pace, St. Paul). The 2019 squad obliterated the franchise record, as they struck out 95 more times than the previous high (1,392; each of last three seasons rank among franchise's three worst, totalling 3,979K in 422G). While the record appears safe due to the truncated schedule, this year's version is averaging 9.92K per game.

## That's More Like It

In 2019, the Clippers were 50-30 (.625) when playing errorless baseball, while turning in a 31-29 (.517) mark with at least one error. Contrary to logic, in 2018 they actually had a worse winning percentage when playing mistake free (.514), than when committing at least one error (.530). The Clipper defense finished 1st in 2019 (.983) after falling to 6th in the IL in 2018, ending a run of three consecutive seasons ranked among the top three (2015-17 resulted in the three best seasons in franchise history).

## One On, No Out Success

When the leadoff batter of an inning reached base in 2019, the Clippers plated him nearly 60% of the time (over 51% only once in the last six seasons, 55% in 2016). Getting more than one base was a specialty of Clipper hitters, as they led the IL with 136XBH to lead off the inning, including 54HR (led the IL, had 28 leadoff homers in 2018). From 4/13-4/20/19, the Clippers hit 16 leadoff doubles over 72 innings, including four straight innings in a win at Louisville on 4/15/19.

## Good Baseball

**Andres Gimenez** advanced a runner with a sac bunt on 6/10 at Iowa and the runner came around to score in the win (3-0 when advanced runner scores). During 2019, the Clippers struggled in the bunt department (12 successes), but when the advanced runners scored, they were 7-1. During 2018, Columbus was 23-2 in games in which a run was scored after a good bunt attempt (54 successes).

## International Accolades

**Bobby Bradley** was named International League Player of the Month for May 2019, reaching base in 24 of 25 games during the month while hitting .302/.374/.740 with 12HR (led IL) and 28RBI. **Brandon Barnes**, **Eric Haase**, **Josh Smith** and **Asher Wojciechowski** were named to the 2019 IL All-Star Team and Bradley, Barnes and Haase were selected to the postseason squad.

## Manager Profile

**Andy Tracy** makes his Clippers debut in 2021, following **Tony Mansolino's** championship rookie year in 2019 (sixth Clipper skipper to win Governors' Cup in first season; **Gene Michael**-'79, **Joe Altobelli**-'80, **Frank Verdi**-'81, **Bucky Dent**-'87 and **Mike Sarbaugh**-'10). This season marks Tracy's second year as a manager (first with Williamsport in the Philadelphia system), as he holds a career record of 46-66 (.411), 16-20 with Columbus (.444).

## Clippers in the Majors (71, with 26 teams)

**CLE (25)\***- Logan Allen ('19, '21), Shane Bieber ('18), **Bobby Bradley** ('18-19, '21), Yu Chang ('18-19), Aaron Civale ('19), **Ernie Clement** ('19, '21), Andres Gimenez ('21), Daniel Johnson ('19, '21), **James Karinchak** ('19), Jordan Luplow ('19, '21), **Phil Maton** ('19), Triston McKenzie ('21), **Jean Carlos Mejia** ('21), **Owen Miller** ('21), **Eli Morgan** ('19, '21), **Kyle Nelson** ('19, '21), **Blake Parker** ('21), Roberto Perez ('13-14, '16), Zach Plesac ('19), **Jose Ramirez** ('14-15), **Nick Sandlin** ('19), **Nick Wittgren** ('19), **Bradley Zimmer** ('16-19, '21). **ARI (1)**- Anthony Swarzak ('15). **ATL (2)**- Abraham Almonte ('15-17), Josh Tomlin ('10, '13-15, '18). **BAL (3)**- Shawn Armstrong ('14-17), Adam Plutko ('16-19), Cole Sulser ('16-18). **BOS (0)**- **CHC (0)**- **CIN (2)**- Mike Freeman ('19), Tyler Naquin ('15-19). **COL (1)**- Jhoulys Chacin ('15). **CWS (1)**- Evan Marshall ('18). **DET (2)**- Robbie Grossman ('16), Eric Haase ('17-19). **HOU (2)**- Michael Brantley ('09-10, '16), Joe Smith ('09-10). **KC (1)**- Carlos Santana ('10). **LAA (1)**- James Hoyt ('18-19). **LAD (1)**- Trevor Bauer ('13-14). **MIA (5)**- Jesus Aguilar ('14-16), Jon Berti ('18), Ross Detwiler ('16), Preston Guilmet ('13), Shawn Morimando ('16-18). **MIL (0)**- **MIN (1)**- Josh Donaldson ('18). **NYM (3)**- Tommy Hunter ('16), Francisco Lindor ('14-15, '19), Cameron Maybin ('19). **NY (3)**- Clint Frazier ('16), Corey Kluber ('10-13, '19), Giovanny Urshela ('14-18). **OAK (1)\***- **PHI (0)**- **PIT (3)**- Ben Gamel ('21), Erik Gonzalez ('15-17), **Ka'ai Tom** ('19). **SD (1)**- Craig Stammen ('07-08, '16). **SEA (2)**- Jake Bauers ('19), Sam Haggerty ('18). **SF (1)**- Scott Kazmir ('13). **STL (2)**- Andrew Miller ('17-18), Max Moroff ('19). **TB (3)**- Yandy Diaz ('15-18), **Louis Head** ('13, '17-18), **Francisco Mejia** ('18). **TEX (1)**- Hunter Wood ('19). **TOR (2)**- A.J. Cole ('19), Julian Merryweather ('17). **WAS (4)**- Playoff Paolo Espino ('10-13), Yan Gomes ('13, '15-16), Jeffry Rodriguez ('19), Ryan Zimmerman ('08).



## Today's Starting Pitcher

Wednesday, June 16

### #39 Kevin Herget - RHP

**Height:** 5-10 **Weight:** 185  
**Bats:** L **Throws:** R  
**Born:** 4/3/91 (30); Teaneck, NJ  
**Resides:** Teaneck, NJ  
**Acquired:** Signed as a minor league free agent on 5/25/21.

### 2021 Start by Start (with Columbus)

Date	Opponent	H/R	Result	Dec.	ERA	IP	H	R	ER	BB	K	PC
5/26	Nashville	H	L, 6-5	L	13.50	4.0	7	6	6	4	6	84
6/1	Indianapolis	R	L, 5-3		5.40	6.0	3	2	0	3	4	93
6/10	Iowa	R	W, 9-7	W	5.94	5.0	8	5	5	2	7	87
Starting Totals			3GS	1-1	6.60	15.0	18	13	11	9	17	

### Last Game:

- Returned to the rotation on short rest (had previously thrown in relief on 6/6), picking up the win at Iowa on 6/10.

Inn	TBF	H	R	ER	BB	K	LOB	Sequence
1st	6	2	1	1	1	2	2	K, 1B, BB, 1B, P5, K
2nd	3	0	0	0	0	0	0	F8, 4-3, L7
3rd	3	0	0	0	0	2	0	5-3, K, K
4th	9	5	4	4	1	1	2	1B, F7, HR, 1B, 1B, 2B, 4-3, BB,
5th	4	1	0	0	0	2	1	2B, K, K, 1-3

- 2-run HR to **Taylor Gushue** (3) in the 4th inning.
- Relieved by **Jordan Stephens** at the bottom of the 6th, leading 8-5.

### Returning Champion:

Though 5/26 marked Herget's International League debut, he had pitched in Huntington Park once before, as a member of the Memphis Redbirds against the Durham Bulls in the 2018 Triple-A National Championship (W, 14-5). Herget started and picked up the win for Memphis (5.1IP, 5H, 2R, 2ER, 0BB, 4K), outdueling future Clipper **Chih-Wei Hu** (2019).

### That Was Fast:

Starting the season with Fargo-Moorhead in the American Association, Herget made only one start, on 5/19 vs. Cleburne (W, 7.0IP, 3H, 1R, 1ER, 1BB, 10K), before Cleveland signed him to a minor league deal on 5/25. While Herget became the first RedHawk to play for Columbus, six former Clippers have suited up for Fargo-Moorhead: **Jalal Leach**, **Mike Figga**, **Randall Simon**, **Donzell McDonald**, **Yurendell de Caster** and **Yhoxian Medina**.

### 2021 Transactions:

- Signed by Cleveland as a minor league free agent on 5/25. Assigned to Columbus on 5/25.

### CAREER STATS

YR	Team	Level	W - L	ERA	G	GS	CG	SHO	SV	SVO	IP	H	R	ER	HR	HB	BB	K	AVG
13	State College	SS	7 - 0	2.89	14	8	0	0	0	0	53.0	63	20	17	2	5	8	36	.306
14	Peoria	A	6 - 3	2.81	35	1	0	0	2	4	67.1	59	29	21	6	1	27	85	.234
	Palm Beach	A+	2 - 0	2.00	7	0	0	0	2	4	9.0	8	3	2	0	0	2	9	.235
15	Palm Beach	A+	5 - 1	1.75	38	0	0	0	7	9	67.0	54	17	13	0	1	16	71	.222
	Springfield	AA	0 - 1	10.13	4	0	0	0	0	1	8.0	14	9	9	2	0	2	3	.378
16	Palm Beach	A+	0 - 0	0.00	12	0	0	0	6	6	23.0	5	0	0	0	1	1	21	.070
	Springfield	AA	5 - 0	3.32	36	0	0	0	10	11	38.0	42	23	14	1	2	11	39	.275
	Memphis	AAA	0 - 0	0.00	1	0	0	0	0	0	1.1	2	0	0	0	0	1	1	.400
17	Springfield	AA	1 - 2	1.86	13	0	0	0	5	5	19.1	17	4	4	1	1	3	21	.258
	Memphis	AAA	4 - 2	4.62	22	9	0	0	0	0	62.1	68	35	32	7	3	21	60	.280
18	Memphis	AAA	9 - 11	4.61	28	22	1	0	0	1	138.2	153	76	71	21	1	34	121	.284
19	GCL Cardinals	R	0 - 0	6.00	2	1	0	0	0	0	3.0	3	2	2	1	0	0	4	.250
21	Columbus	AAA	1 - 1	5.94	4	3	0	0	0	0	16.2	19	13	11	2	0	9	20	.284
Minor Leagues			40 - 21	3.48	216	44	1	0	32	41	506.2	507	231	196	43	15	135	491	.263
Major Leagues			0 - 0	-	0	0	0	0	0	0	0.0	0	0	0	0	0	0	0	-



	W-L	CG	SV	ERA	IP	H	R	ER	BB	K	HR	AVG	OBP	SLG	K/9	K/BB	IP/HR	WHIP
Starters	7-12	0	-	6.20	143.2	157	103	99	69	127	25	.278	.360	.481	7.96	1.84	5.7	1.573
Relievers	9-8	-	10	4.61	166.0	153	95	85	99	196	21	.244	.359	.420	10.63	1.98	7.9	1.518

Reliever Availability: Pitcher (days rest - last pitch count) \*last pitched on consecutive days

RH Siri (3-13), RH Dowdy (3-37), RH Broom (2-20), LH Gose (2-23), RH Koch (2-29), LH Young (2-32), RH Johnson (2-36), RH Fillmyer (0-20), RH Garza (0-22), RH Stephens (0-28)

## #23 Robert Broom - RHP

Last Game: 6/13 at low; 1.0IP, 1H, 0R, 0ER, 0BB, 2K

Last 5: 0-0, 0/0SV, 4.2IP, 2H, 0R, 0ER, 3BB, 8K

vs. LH: .292 (7x24, 2HR)	vs. RH: .212 (7x33, 1HR)
inherited runners stranded: 4 of 6 (67%)	pitch count (range, avg.): 12-41, 20.6
1st batter retired: 8 of 13 (62%)	sb-att, pickoffs: 1 of 1, 0
<ul style="list-style-type: none"><li>- pitched in 2 spring games (1.0IP, 2H, 2R, 2ER, 2B, 1K) for Cleveland</li><li>- reassigned to minor league camp on 3/16</li><li>- has a 6.75ERA since 5/14 (10G, 10.2IP, 8ER)</li></ul>	

Career	W-L	ERA	G	GS	SV/O	IP	H	R	ER	BB	K
vs. Toledo	0-0	10.80	2	0	0/1	1.2	3	2	2	2	3
at Huntington	0-1	10.13	4	0	0/2	5.1	7	6	6	1	8

## #17 Kyle Dowdy - RHP

Last Game: 6/12 at low; W, 3.0IP, 2H, 0R, 0ER, 1BB, 3K

Last 5: 1-1, 0/0SV, 10.2IP, 5H, 3R, 3ER, 7BB, 11K

vs. LH: .259 (7x27, 0HR)	vs. RH: .245 (12x49, 2HR)
inherited runners stranded: 3 of 11 (27%)	pitch count (range, avg.): 15-64, 30.3
1st batter retired: 4 of 12 (33%)	sb-att, pickoffs: 0 of 1, 0
<ul style="list-style-type: none"><li>- pitched in 2 spring games (1.1IP, 2H, 2R, 2ER, 1BB, 3K) for Cleveland</li><li>- reassigned to minor league camp on 3/12</li><li>- recorded 3.2IP on 64 pitches vs. Nashville on 5/27 (1H, 1BB, 6K)</li></ul>	

Career	W-L	ERA	G	GS	SV/O	IP	H	R	ER	BB	K
vs. Toledo	0-0	11.57	2	0	0/1	2.1	9	8	3	1	3
at Huntington	0-2	4.09	4	1	0/0	11.0	10	5	5	4	16

## #28 Justin Garza - RHP

Last Game: 6/15 vs. Tol; W, 1.1IP, 0H, 0R, 0ER, 1BB, 3K

Last 5: 1-0, 1/1SV, 8.1IP, 4H, 1R, 1ER, 4BB, 13K

vs. LH: .136 (3x22, 0HR)	vs. RH: .081 (3x37, 1HR)
inherited runners stranded: 0 of 0 (-)	pitch count (range, avg.): 14-47, 28.5
1st batter retired: 9 of 10 (90%)	sb-att, pickoffs: 0 of 0, 1

- did not participate in MLB spring training
- pitched in 1G (1.0IP, 0H, 0R, 0ER, 2BB, 1K) for Akron (5/4-5/6)
- appearance in season opener for Akron was first in career above A+
- started the season with 11.0IP, 0ER between Akron and Columbus (5/4-5/26)
- first, and only, ER allowed came on solo HR (Zach Green) vs. Nashville on 5/29

Career	W-L	ERA	G	GS	SV/O	IP	H	R	ER	BB	K
vs. Toledo	1-0	0.00	3	0	0/0	5.1	1	0	0	1	9
at Huntington	1-0	0.96	5	0	0/0	9.1	2	1	1	7	11

## #27 Anthony Gose - LHP

Last Game: 6/13 at low; 2.0IP, 3H, 1R, 1ER, 0BB, 1K

Last 5: 1-0, 0/0SV, 1GS, 6.2IP, 9H, 8R, 7ER, 9BB, 7K

vs. LH: .250 (4x16, 0HR)	vs. RH: .348 (8x23, 2HR)
inherited runners stranded: 0 of 0 (-)	pitch count (range, avg.): 16-37, 24.9
1st batter retired: 3 of 7 (43%)	sb-att, pickoffs: 0 of 0, 0

- pitched in 7 spring games (6.0IP, 5H, 6R, 6ER, 4BB, 7K) for Cleveland
- reassigned to minor league camp on 3/26
- made spot start on 5/18 at Toledo (1.1IP, 1H, 1R, 1ER, 3BB, 0K)
- pitched in 2G (2.0IP, 0H, 0R, 0ER, 1BB, 2K) for Team USA (5/31-6/5)

Career	W-L	ERA	G	GS	SV/O	IP	H	R	ER	BB	K
vs. Toledo	0-0	9.00	2	1	0/0	2.0	2	2	2	5	0
at Huntington	1-0	4.50	2	0	0/0	2.0	2	2	1	3	6

## #35 DJ Johnson - RHP

Last Game: 6/13 at low; W, 1.2IP, 2H, 0R, 0ER, 1BB, 4K

Last 5: 1-1, 1/1SV, 5.2IP, 10H, 3R, 3ER, 5BB, 9K

vs. LH: .263 (5x19, 0HR)	vs. RH: .346 (9x26, 2HR)
inherited runners stranded: 0 of 2 (0%)	pitch count (range, avg.): 9-36, 19.1
1st batter retired: 7 of 11 (64%)	sb-att, pickoffs: 2 of 2, 0

- pitched in 6 spring games (6.0IP, 7H, 5R, 5ER, 7BB, 5K) for Cleveland
- reassigned to minor league camp on 3/16
- pitched in 2G (2.2IP, 1H, 0R, 0ER, 0BB, 4K) for Team USA (5/31-6/5)

Career	W-L	ERA	G	GS	SV/O	IP	H	R	ER	BB	K
vs. Toledo	0-1	5.40	2	0	0/0	1.2	5	1	1	3	3
at Huntington	0-0	6.75	5	0	1/1	4.0	5	3	3	0	5

## #65 Matt Koch - RHP

Last Game: 6/13 at low; GS, 2.0IP, 3H, 2R, 2ER, 0BB, 1K

Last 5: 0-2, 0/0SV, 3GS, 9.1IP, 17H, 13R, 12ER, 7BB, 11K

vs. LH: .250 (7x28, 0HR)	vs. RH: .311 (14x45, 4HR)
inherited runners stranded: 3 of 3 (100%)	pitch count (range, avg.): 17-40, 27.5
1st batter retired: 2 of 4 (50%)	sb-att, pickoffs: 1 of 1, 0
<ul style="list-style-type: none"><li>- signed by Cleveland on 4/23, assigned to Columbus on 5/15</li><li>- picked up the win at Toledo on 5/18 (3.2IP, 2K)</li><li>- made spot start on 5/23 at Toledo (3.0IP, 3H, 1R, 1ER, 2BB, 2K)</li></ul>	

Career	W-L	ERA	G	GS	SV/O	IP	H	R	ER	BB	K
vs. Toledo	1-0	1.35	2	1	0/0	6.2	3	1	1	2	4
at Huntington	0-1	9.64	2	1	0/0	4.2	5	5	5	3	5

## # Ben Krauth - LHP

Last Game:

Last 5: 0-0, 0/0SV, 0.0IP, 0H, 0R, 0ER, 0BB, 0K

vs. LH:	vs. RH:
inherited runners stranded: 0 of 0 (-)	pitch count (range, avg.): 0-0, -
1st batter retired: 0 of 0 (-)	sb-att, pickoffs: 0 of 0, 0

- did not participate in Major League spring training
- assigned to Columbus on 6/16

Career	W-L	ERA	G	GS	SV/O	IP	H	R	ER	BB	K
vs. Toledo	0-0	-	0	0	0/0	0.0	0	0	0	0	0
at Huntington	0-0	-	0	0	0/0	0.0	0	0	0	0	0

## #45 Dalbert Siri - RHP

Last Game: 6/12 at low; 1.0IP, 0H, 0R, 0ER, 0BB, 2K

Last 5: 0-0, 0/0SV, 6.1IP, 7H, 4R, 4ER, 4BB, 5K

vs. LH: .278 (5x18, 0HR)	vs. RH: .281 (9x32, 2HR)
inherited runners stranded: 3 of 3 (100%)	pitch count (range, avg.): 6-42, 24.4
1st batter retired: 7 of 10 (70%)	sb-att, pickoffs: 2 of 2, 0

- did not participate in MLB spring training
- has a 8.18ERA since 5/13 (8G, 11.0IP, 10ER)

Career	W-L	ERA	G	GS	SV/O	IP	H	R	ER	BB	K
vs. Toledo	0-0	3.86	1	0	0/0	2.1	2	1	1	0	2
at Huntington	0-1	11.57	5	0	0/0	7.0	10	9	9	6	10

## #43 Jordan Stephens - RHP

Last Game: 6/15 vs. Tol; 1.2IP, 1H, 0R, 0ER, 1BB, 1K

Last 5: 0-0, 1/1SV, 5.0IP, 6H, 2R, 1ER, 4BB, 5K

vs. LH: .200 (3x15, 0HR)	vs. RH: .368 (7x19, 2HR)
inherited runners stranded: 4 of 6 (67%)	pitch count (range, avg.): 8-32, 22.4
1st batter retired: 4 of 8 (50%)	sb-att, pickoffs: 1 of 2, 0

- did not participate in MLB spring training, assigned to Columbus on 5/23
- gave up a HR to first batter faced this season, 5/23 at Toledo (2HR, 5TBF)
- earned first career save on 6/3 at Indianapolis (0.1IP, BB)

Career	W-L	ERA	G	GS	SV/O	IP	H	R	ER	BB	K
vs. Toledo	2-1	3.91	6	4	0/0	25.1	25	12	11	7	28
at Huntington	1-2	6.20	7	4	0/0	24.2	23	17	17	10	26

## #41 Danny Young - LHP

Last Game: 6/13 at low; 2.1IP, 0H, 0R, 0ER, 0BB, 5K

Last 5: 0-0, 0/0SV, 7.2IP, 7H, 4R, 4ER, 1BB, 12K

vs. LH: .214 (6x28, 0HR)	vs. RH: .359 (14x39, 5HR)
inherited runners stranded: 6 of 8 (75%)	pitch count (range, avg.): 9-40, 24.9
1st batter retired: 4 of 12 (33%)	sb-att, pickoffs: 0 of 0, 0

- did not participate in MLB spring training
- has a 8.10ERA since 5/12 (10G, 13.1IP, 12ER)

Career	W-L	ERA	G	GS	SV/O	IP	H	R	ER	BB	K
vs. Toledo	0-0	3.00	3	0	0/0	3.0	4	1	1	1	0
at Huntington	0-1	15.63	6	0	0/1	6.1	13	11	11	4	13





## #13 Gabriel Arias - INF

**Series:** .250 (1x4) **Current:** 3 (.385, 5x13)  
**Home Stand:** .250 (1x4) **Long:** 6 (.450, 9x20; 5/12-5/18)  
**Last Game:** 6/15 vs. Tol (SS); 1x4, R, 3B, 3K

**Highs:** H- 3, 2x, 6/12 at low R- 3, 6/12 at low RBI- 3, 2x, 6/9 at low

- hit .615/.615/.692 with 0HR and 5RBI in 8 spring games (13AB) for Cleveland
- optioned to Columbus on 3/13
- hit 2-run HR in first Triple-A at bat, 5/4 at Louisville, then went 2x20 with 0RBI
- went 3x4 with 3RBI on 5/13 vs. Omaha, boosting avg. from .143 to .240
- reached base in each of first 12G of the season (.429OBP)

Season Splits:		Career	G	AB	AVG	OBP	SLG	HR	RBI
vs LH	.160 (4x25, 1HR)	vs. Toledo	6	23	.217	.250	.304	0	0
vs RH	.232 (22x95, 3HR)	at Huntington	13	44	.250	.365	.386	1	5

## #38 Trenton Brooks - OF

**Series:** .333 (1x3) **Current:** 1 (.333, 1x3)  
**Home Stand:** .333 (1x3) **Long:** 5 (.368, 7x19; 6/8-6/12)  
**Last Game:** 6/15 vs. Tol (1B); 1x3, BB

**Highs:** H- 2, 2x, 6/12 at low R- 2, 6/10 at low RBI- 5, 6/10 at low

- hit .268/.438/.507 with 4HR and 19RBI in 23G (71AB) for Akron (5/4-6/7)
- ranked 3rd in the EL in OBP (.438) and BB (20) at time of promotion
- hit .391 (9x23) with 3HR (all 3-run) with runners in scoring position
- had 17BB during 12G on base streak from 5/16-5/29 (.547OBP)
- tied career highs with 2HR (3rd time) and 5RBI (3rd time) on 6/10 at lowa

Season Splits:		Career	G	AB	AVG	OBP	SLG	HR	RBI
vs LH	.333 (2x6, 0HR)	vs. Toledo	1	3	.333	.500	.333	0	0
vs RH	.316 (6x19, 2HR)	at Huntington	1	3	.333	.500	.333	0	0

## #8 Gavin Collins - C

**Series:** --- (0x0) **Current:** 0  
**Home Stand:** --- (0x0) **Long:** 2 (.429, 3x7; 5/22-5/25)  
**Last Game:** 6/15 vs. Tol (PR); 0x0, R

**Highs:** H- 2, 2x, 5/29 vs. Nas R- 1, 3x, 6/15 vs. Tol RBI- 1, 2x, 5/29 vs. Nas

- hit .600/.600/.800 with 0HR and 1RBI in 4 spring games (5AB) for Cleveland
- reassigned to minor league camp on 3/13
- was 2x3 with a pair of doubles and an RBI on 5/25 vs. Nashville

Season Splits:		Career	G	AB	AVG	OBP	SLG	HR	RBI
vs LH	.300 (3x10, 0HR)	vs. Toledo	4	8	.125	.125	.125	0	0
vs RH	.093 (4x43, 0HR)	at Huntington	6	17	.294	.368	.412	0	2

## #6 Andres Gimenez - INF

**Series:** .500 (2x4), 1HR, 3RBI **Current:** 2 (.333, 3x9)  
**Home Stand:** .500 (2x4), 1HR, 3RBI **Long:** 5 (.429, 9x21; 5/22-5/27)  
**Last Game:** 6/15 vs. Tol (2B); 2x4, R, 3RBI, HR, 2B

**Highs:** H- 2, 7x, 6/15 vs. Tol R- 1, 7x, 6/15 vs. Tol RBI- 3, 6/15 vs. Tol

- hit .179/.226/.308 with 2HR and 5RBI in 29G (78AB) for Cleveland (4/1-5/18)
- did not have any XBH over final 12G (4x29) and was optioned on 5/18
- had 4 consecutive multi-hit games from 5/22-5/26 (8x18, 3 doubles)
- was 2x4 with a double (game-tying, 2-run in 7th), HR and 3RBI on 6/15 vs. Toledo

Season Splits:		Career	G	AB	AVG	OBP	SLG	HR	RBI
vs LH	.231 (6x26, 0HR)	vs. Toledo	4	19	.316	.316	.632	1	4
vs RH	.238 (15x63, 3HR)	at Huntington	7	28	.286	.333	.500	1	4

## #7 Daniel Johnson - OF

**Series:** .250 (1x4) **Current:** 2 (.250, 2x8)  
**Home Stand:** .250 (1x4) **Long:** 6 (.222, 6x27; 5/18-5/23)  
**Last Game:** 6/15 vs. Tol (RF); 1x4, SB, 2K

**Highs:** H- 3, 6/10 at low R- 2, 6/10 at low RBI- 2, 3x, 6/10 at low

- hit .368/.429/.737 with 2HR and 4RBI in 9 spring games (19AB) for Cleveland
- optioned to Columbus on 3/19, recalled on 5/1 (Franmil Reyes paternity list)
- went 0x9 with 5K in 2G for Cleveland (5/1-5/2), optioned on 5/3
- had 21K in 37PA over 8G from 5/22-5/30, part of 19G streak with a K (34K, 86PA)

Season Splits:		Career	G	AB	AVG	OBP	SLG	HR	RBI
vs LH	.074 (2x27, 1HR)	vs. Toledo	17	74	.284	.361	.514	4	10
vs RH	.245 (25x102, 4HR)	at Huntington	55	218	.266	.347	.431	5	27

## #10 Nolan Jones - INF

**Series:** .000 (0x4), 1RBI **Current:** 0  
**Home Stand:** .000 (0x4), 1RBI **Long:** 6 (.368, 7x19; 5/18-5/23)  
**Last Game:** 6/15 vs. Tol (3B); 0x4, RBI, K

**Highs:** H- 3, 6/8 at low R- 2, 2x, 6/13 at low RBI- 2, 5/28 vs. Nas

- hit .375/.583/.375 with 0HR and 0RBI in 8 spring games (8AB) for Cleveland
- optioned to Columbus on 3/12
- started year 0x7 (6K) then hit go-ahead, RBI double in 9th at Louisville on 5/5
- did not have first HR until 48th AB of the season (24K)
- doubled three times on 6/8 at lowa (RBI)

Season Splits:		Career	G	AB	AVG	OBP	SLG	HR	RBI
vs LH	.179 (5x28, 0HR)	vs. Toledo	7	23	.304	.429	.478	1	2
vs RH	.216 (19x88, 2HR)	at Huntington	12	39	.128	.306	.205	0	4

## #12 Tyler Krieger - INF

**Series:** .125 (1x8) at low **Current:** 0  
**Home Stand:** --- (0x0) **Long:** 3 (.417, 5x12; 5/7-5/13)  
**Last Game:** 6/13 at low (2B); 0x4, K

**Highs:** H- 2, 3x, 5/26 vs. Nas R- 2, 5/8 at Lou RBI- 2, 5/30 vs. Nas

- hit .278/.381/.389 with 0HR and 0RBI in 16 spring games (18AB) for Cleveland
- reassigned to minor league camp on 3/31

Season Splits:		Career	G	AB	AVG	OBP	SLG	HR	RBI
vs LH	.083 (1x12, 0HR)	vs. Toledo	2	5	.000	.000	.000	0	0
vs RH	.205 (9x44, 1HR)	at Huntington	11	37	.162	.162	.297	1	2

## #36 Ryan Lavarney - C

**Series:** .333 (1x3) **Current:** 2 (.333, 2x6)  
**Home Stand:** .333 (1x3) **Long:** 5, 2x (.438, 7x16; 5/28-6/4)  
**Last Game:** 6/15 vs. Tol (C); 1x3, R, 2B, BB, K

**Highs:** H- 2, 6x, 6/1 at low R- 2, 3x, 6/10 at low RBI- 4, 5/14 vs. Oma

- hit .217/.296/.435 with 1HR and 4RBI in 20 spring games (23AB) for Cleveland
- reassigned to minor league camp on 3/31
- hit go-ahead grand slam in the 8th vs. Omaha on 5/14 (W, 10-7)
- HR in consecutive games 5/16 vs. Omaha (2RBI) and 5/18 at Toledo (3RBI)

Season Splits:		Career	G	AB	AVG	OBP	SLG	HR	RBI
vs LH	.182 (2x11, 1HR)	vs. Toledo	39	141	.270	.333	.411	3	12
vs RH	.273 (21x77, 6HR)	at Huntington	27	100	.250	.313	.560	9	21

## #34 Angel Lopez Alvarez - C

**Series:** .250 (1x4), 2RBI at low **Current:** 1 (.250, 1x4)  
**Home Stand:** --- (0x0) **Long:** 1, 2x (.250, 1x4; 6/13-c)  
**Last Game:** 6/13 at low (C); 1x4, 2RBI, 2B, 2K

**Highs:** H- 1, 2x, 6/13 at low R- RBI- 2, 6/13 at low

- did not participate in Major League spring training
- made Triple-A debut on 5/6 at Louisville (1.0IP, 1H, 1K; first career game pitched)
- had a pinch-hit double on 5/19 at Toledo (first Triple-A at bat)
- pitched again on 5/20 at Toledo (1.0IP, 1ER) and 5/27 vs. Nashville (1.0IP, 0ER)
- hit go-ahead, 2-run double in the 9th at lowa on 6/13

Season Splits:		Career	G	AB	AVG	OBP	SLG	HR	RBI
vs LH	1.000 (1x1, 0HR)	vs. Toledo	1	1	1.000	1.000	2.000	0	0
vs RH	.200 (1x5, 0HR)	at Huntington	1	1	.000	.000	.000	0	0

## #24 Connor Marabell - OF

**Series:** .667 (2x3), 1RBI **Current:** 1 (.667, 2x3)  
**Home Stand:** .667 (2x3), 1RBI **Long:** 5 (.526, 10x19; 6/6-6/12)  
**Last Game:** 6/15 vs. Tol (LF); 2x3, R, RBI, 2B, HBP

**Highs:** H- 3, 6/8 at low R- 2, 6/9 at low RBI- 3, 2x, 6/12 at low

- hit .278/.381/.389 with 0HR and 5RBI in 22 spring games (18AB) for Cleveland
- reassigned to minor league camp on 3/31
- went 2x4 with a HR, 2RBI and a steal on 5/23 at Toledo
- went 2x3 with a an RBI (walk-off double) on 6/15 vs. Toledo

Season Splits:		Career	G	AB	AVG	OBP	SLG	HR	RBI
vs LH	.118 (2x17, 0HR)	vs. Toledo	21	69	.232	.264	.377	2	6
vs RH	.323 (20x62, 2HR)	at Huntington	38	135	.185	.241	.281	2	13

## #2 Oscar Mercado - OF

**Series:** .250 (1x4) **Current:** 1 (.250, 1x4)  
**Home Stand:** .250 (1x4) **Long:** 6 (.440, 11x25; 6/4-6/10)  
**Last Game:** 6/15 vs. Tol (CF); 1x4, SB, K

**Highs:** H- 3, 6/4 at low R- 2, 3x, 5/29 vs. Nas RBI- 4, 6/9 at low

- hit .214/.241/.286 with 0HR and 1RBI in 10 spring games (28AB) for Cleveland
- optioned to Columbus on 3/21
- doubled twice on 5/14 vs. Omaha
- was 3x4 with a double and a HR in G2 on 6/4 vs. Indianapolis

Season Splits:		Career	G	AB	AVG	OBP	SLG	HR	RBI
vs LH	.214 (6x28, 0HR)	vs. Toledo	21	82	.280	.372	.366	0	6
vs RH	.220 (24x109, 3HR)	at Huntington	47	166	.241	.340	.380	4	12

## #29 Owen Miller - INF

**Series:** .000 (0x4) **Current:** 0  
**Home Stand:** .000 (0x4) **Long:** 5 (.524, 11x21; 5/13-5/18)  
**Last Game:** 6/15 vs. Tol (DH); 0x4, 2K

**Highs:** H- 3, 5x, 5/14 vs. Oma R- 2, 4x, 5/20 at Tol RBI- 3, 5/8 at Lou

- hit .390/.395/.537 with 1HR and 6RBI in 24 spring games (41AB) for Cleveland
- reassigned to minor league camp on 3/31
- provided decisive runs with go-ahead, 3-run double in 7th on 5/9 at Louisville
- hit .406/.457/.609 with 2HR and 9RBI in 16G (64AB) for Columbus (5/4-5/22)
- hit .190/.146/.130 with 0HR and 1RBI in 15G (46AB) for Cleveland (5/23-6/14)
- made ML debut on 5/23 vs. Minnesota (0x5, 3K), first hit on 5/24 at Detroit
- had 23K in 48PA with Cleveland (14K in 70PA in first stint with Columbus)

Season Splits:		Career	G	AB	AVG	OBP	SLG	HR	RBI
vs LH	.300 (3x10, 0HR)	vs. Toledo	6	24	.208	.296	.375	1	2
vs RH	.397 (23x58, 2HR)	at Huntington	7	28	.429	.448	.679	1	3



## Situational Hitting, Starting Lineups, Miscellaneous Stats

Wednesday, June 16

PLAYER	As Leadoff				Runners On				Bases Loaded				Scoring Position				7th Inning On					
	AB	AVG	OBP	HR	AB	AVG	HR	RBI	AB	AVG	HR	RBI	AB	AVG	HR	RBI	AB	AVG	OBP	R	HR	RBI
Arias	28	.250	.382	1	50	.200	2	10	2	.500	0	2	33	.152	1	7	38	.105	.190	4	0	1
Brooks	4	.750	.750	0	14	.286	2	8	1	.000	0	1	11	.182	1	6	6	.000	.125	1	0	2
Collins	13	.154	.214	0	28	.107	0	2	-	-	-	-	21	.095	0	1	22	.091	.200	3	0	1
Gimenez	25	.160	.192	0	29	.241	0	5	2	.500	0	1	15	.200	0	4	26	.231	.333	1	0	4
Johnson	34	.176	.176	0	53	.245	2	9	3	.000	0	0	36	.222	2	8	39	.231	.302	7	3	6
Jones	29	.276	.382	1	49	.163	0	9	3	.333	0	3	22	.182	0	9	37	.351	.478	10	1	3
Krieger	7	.143	.250	0	27	.111	1	2	3	.000	0	0	19	.053	0	0	21	.095	.174	1	0	0
Lavarney	14	.286	.375	2	46	.239	4	17	6	.333	1	5	36	.250	4	17	32	.313	.371	6	4	11
Lopez Alvarez	1	1.000	1.000	0	4	.250	0	2	2	.500	0	2	2	.500	0	2	4	.500	.500	0	0	2
Marabell	19	.263	.364	0	46	.326	2	14	4	.000	0	2	32	.344	2	14	30	.300	.382	5	1	5
Mercado	41	.220	.333	1	50	.260	1	14	6	.167	0	2	31	.290	1	13	47	.277	.358	6	0	2
Miller	12	.500	.625	0	29	.379	0	7	3	.333	0	3	18	.222	0	6	20	.350	.409	3	1	6
Team Total	285	.246	.324	8	529	.231	17	126	38	.211	1	26	338	.213	13	112	388	.240	.330	54	11	49

Starts by Position										Starts by Batting Order								
PLAYER	C	1B	2B	3B	SS	LF	CF	RF	DH	1st	2nd	3rd	4th	5th	6th	7th	8th	9th
Arias			8	5	18				3			2		23	1	8		
Brooks		6							1						1	3	3	
Collins	15															1	10	4
Gimenez			7		13				2	1	21							
Johnson							11	18	3	5	7	10	10					
Jones		1		24				7	3		1			1	23	10		
Krieger			10						3							3	3	7
Lavarney	20								4					1		7	15	1
Lopez Alvarez	1																	1
Marabell		4				14		1	4								3	20
Mercado						12	19	3	1	19	4	5		2		4	1	
Miller		2	5	2	4	1			3			9		8				

Home Runs						Multi-Hit Games					Multi-RBI Games				
PLAYER	1R	2R	3R	GS	Last	Record	2H	3H	4H	5+H	Total	2BI	3BI	4BI	5+BI
Arias	2	1	1		6/12 at Iowa (s)	4-0	2	2			4	1	2		3
Brooks		2			6/10 at Iowa (2)	1-0	2				2	1			1
Collins							2				2				0
Gimenez	3				6/15 vs. Toledo (s)		7				7		1		1
Johnson	3	2			6/10 at Iowa (2)	3-2	4	1			5	3			3
Jones	2				6/13 at Iowa (s)	1-1	4	1			5	1			1
Krieger		1			5/30 vs. Nashville (2)	0-1	3				3	1			1
Lavarney	3	1	2	1	6/1 at Indianapolis (s)	4-3	6				6	1	2	1	4
Lopez Alvarez											0	1			1
Marabell		1	1		6/12 at Iowa (3)	1-1	5	1			6	2	2		4
Mercado	2		1		6/9 at Iowa (3)	1-2	8	1			9	3		1	4
Miller	2				5/20 at Toledo (s)	1-1	4	5			9	1	1		2
Team Total	24	9	7	1	Gimenez, 6/15 vs. Tol	11-10	60	14	0	0	74	19	10	3	33

\*- # of 2HR games

Current Streaks						Errorless	
Hitting			On Base			Games	Last Error
PLAYER	Games	Started	Games	Started			
Arias	3 (.385, 5x13)	6/12 at low	3 (.385OBP)	6/12 at low		6	6/5 at Ind
Brooks	1 (.333, 1x3)	6/15 vs. Tol	7 (.379OBP)	6/8 at low		6	None
Collins	0	-	0	-		10	5/22 at Tol
Gimenez	2 (.333, 3x9)	6/13 at low	3 (.286OBP)	6/12 at low		5	6/8 at low
Johnson	2 (.250, 2x8)	6/13 at low	2 (.250OBP)	6/13 at low		29	None
Jones	0	-	0	-		3	6/11 at low
Krieger	0	-	0	-		3	6/4 at Ind
Lavarney	2 (.333, 2x6)	6/10 at low	2 (.500OBP)	6/10 at low		20	None
Lopez Alvarez	1 (.250, 1x4)	6/13 at low	1 (.250OBP)	6/13 at low		3	None
Marabell	1 (.667, 2x3)	6/15 vs. Tol	8 (.581OBP)	6/5 at Ind		15	5/20 at Tol
Mercado	1 (.250, 1x4)	6/15 vs. Tol	3 (.286OBP)	6/12 at low		0	6/15 vs. Tol
Miller	0	-	0	-		5	5/16 vs. Oma

Season High Streaks		
Hitting		
Clement	7	5/6-5/27
On Base		
Jones	15	5/13-5/30
Mercado	14	5/26-6/10
Zimmer	13	5/12-
Johnson	13	5/8-5/23
Errorless		
Mercado	33	5/4-6/14
Johnson	29	5/4-

Base Stealing									
PLAYER	2B	Att	3B	Att	H	Att	%	R	PO
Arias	0	1				0	1	0%	0
Brooks									
Collins									
Gimenez	0	1				0	1	0%	0
Johnson	3	4				3	4	75%	2
Jones	2	2	1	1		3	3	100%	1
Krieger			0	1		0	1	0%	0
Lavarney									
Lopez Alvarez									
Marabell	2	4				2	4	50%	0
Mercado	8	8				8	8	100%	3
Miller									
Team Total	22	29	1	2		23	31	74%	9



## Highs and Lows, Record Breakdown

Wednesday, June 16

### Clippers Individual Batting

Most hits, game:	3, 14x, Arias, 6/12 at Iowa
Most runs, game:	3, Arias, 6/12 at Iowa
Most doubles, game:	3, Jones, 6/8 at Iowa
Most triples, game:	1, 5x, Arias, 6/15 vs. Toledo
Most home runs, game:	2, 2x, Brooks, 6/10 at Iowa
Most RBI, game:	5, Brooks, 6/10 at Iowa
Most stolen bases, game:	2, 2x, Mercado, 6/12 at Iowa
Most walks, game:	3, Marabell, 6/13 at Iowa
Most total bases, game:	9, Bradley, 5/22 at Toledo
Longest hitting streak:	7, Clement, 5/4-5/27
Longest on base streak:	15, Jones, 5/13-5/30

### Clippers Team Batting

Most runs, game:	10, 2x, 5/14 vs. Omaha
Most runs, inning:	9, 5/28 vs. Nashville
Most hits, game:	12, 5x, 6/9 at Iowa
Most hits, inning:	6, 2x, 6/9 at Iowa
Most doubles, game:	6, 6/8 at Iowa
Most triples, game:	1, 5x, 6/15 vs. Toledo
Most home runs, game:	5, 5/14 vs. Omaha
Most extra base hits, game:	7, 5/14 vs. Omaha
Most total bases, game:	28, 5/14 vs. Omaha
Most stolen bases, game:	3, 6/6 at Indianapolis
Most walks, game:	8, 2x, 5/8 at Louisville
Most strikeouts, game:	15, 6/1 at Indianapolis
Most runners LOB, game:	12, 2x, 5/13 vs. Omaha
Fewest hits, game:	3, 5/6 at Louisville

### Clippers Individual Pitching

Most innings pitched, starter:	7.0, 2x, McCarty, 6/3 at Indianapolis
Fewest innings pitched, starter:	1.1, 4x, Moss, 5/30 vs. Nashville
Most innings pitched, reliever:	4.2, Tully, 6/5 at Indianapolis
Most strikeouts, starter:	7, 3x, Herget, 6/10 at Iowa
Most strikeouts, reliever:	6, Dowdy, 5/27 vs. Nashville
Longest winning streak:	5, McCarty, 5/4-
Longest losing streak:	3, Moss, 5/20-
Most consecutive scoreless IP, starter:	10.0, McCarty, 5/4-5/16
Most consecutive scoreless IP, reliever:	11.0, Parker, 5/4-
Most runs allowed:	8, 2x, McCarty, 5/28 vs. Nashville
Most hits allowed:	11, Allen, 5/19 at Toledo
Most walks allowed:	4, 5x, Alvarez, 6/4 at Indianapolis (g1)
Most home runs allowed, game:	4, McCarty, 5/28 vs. Nashville

### Clippers Team Pitching

Most strikeouts, game:	14, 2x, 5/30 vs. Nashville
Most walks, game:	10, 2x, 5/27 vs. Nashville
Fewest walks, game:	0, 5/11 vs. Omaha
Most runs allowed, game:	13, 5/28 vs. Nashville
Most runs allowed, inning:	9, 5/23 at Toledo
Most hits allowed, game:	15, 6/10 at Iowa
Most hits allowed, inning:	6, 2x, 5/23 at Toledo
Fewest hits allowed, game:	3, 5/7 at Louisville
Most home runs allowed, game:	6, 5/28 vs. Nashville

### Miscellaneous

Longest winning streak:	4, 6/6-6/10
Longest losing streak:	8, 5/23-6/1
Longest game, time:	3:40, 5/8 at Louisville
Longest game, innings:	9, 33x, 6/15 vs. Toledo
Shortest game, time (9 inn.):	2:25, 5/11 vs. Omaha
Shortest game, time (7 inn.):	2:12, 6/4 at Indianapolis (g2)
Largest home crowd:	9,282, 6/15 vs. Toledo
Smallest home crowd:	2,117, 5/12 vs. Omaha
Largest winning margin:	10, 5/7 at Louisville
Largest losing margin:	11, 5/27 vs. Nashville
Largest comeback:	4, 5/14 vs. Omaha
Largest lead lost:	4, 2x, 5/23 at Toledo
Most double plays turned:	5, 5/15 vs. Omaha
Most double plays hit into:	2, 2x, 6/3 at Indianapolis
Most errors:	3, 5/28 vs. Nashville

	<u>Leading</u>	<u>Tied</u>	<u>Trailing</u>
After 6 innings:	11 - 2	3 - 5	2 - 13
After 7 innings:	12 - 1	3 - 3	1 - 16
After 8 innings:	13 - 1	3 - 1	0 - 16

1-run games:	3 - 4	3-run games:	6 - 1
2-run games:	3 - 3	Extra Innings:	0 - 0

Day games: 2 - 4 Night games: 14 - 16 DH: 0 - 2

Clippers score first:	5 - 4	Out-hitting opponents:	11 - 4
Opponent scores first:	3 - 10	Hits even:	0 - 1
Shutouts:	2 - 1	Out-hit by opponents:	5 - 15

Score at least 4 runs:	13 - 6	Commit an error:	5 - 12
Score less than 4 runs:	3 - 14	Commit no errors:	11 - 8

Last at bat wins:	4	Come from behind wins:	7
Walkoff record:	1 - 1	Losses after leading:	8

	<u>Series W-L-T</u>	<u>Series Sweeps</u>
Home	0 - 2 - 0	0 - 1
Road	2 - 2 - 0	0 - 0
Overall	2 - 4 - 0	0 - 1

### Record by Day

<u>Day</u>	<u>Home</u>	<u>Road</u>	<u>Total</u>
Sunday	0 - 2	2 - 1	2 - 3
Monday	0 - 0	0 - 0	0 - 0
Tuesday	2 - 1	3 - 1	5 - 2
Wednesday	0 - 2	2 - 1	2 - 3
Thursday	0 - 2	2 - 2	2 - 4
Friday	1 - 1	1 - 4	2 - 5
Saturday	0 - 2	3 - 1	3 - 3

### Record by Month




<u>Month</u>	<u>Home</u>	<u>Road</u>	<u>Total</u>
April	0 - 0	0 - 0	0 - 0
May	2 - 10	6 - 5	8 - 15
June	1 - 0	7 - 5	8 - 5
July	0 - 0	0 - 0	0 - 0
August	0 - 0	0 - 0	0 - 0
September	0 - 0	0 - 0	0 - 0
<b>Total</b>	<b>3 - 10</b>	<b>13 - 10</b>	<b>16 - 20</b>

### Clippers vs. the International League

<u>West</u>	<u>Home</u>	<u>Road</u>	<u>Total</u>
Indianapolis	0 - 0	2 - 4	2 - 4
Iowa	0 - 0	5 - 1	5 - 1
Louisville	0 - 0	4 - 1	4 - 1
Omaha	2 - 4	0 - 0	2 - 4
St. Paul	0 - 0	0 - 0	0 - 0
Toledo	1 - 0	2 - 4	3 - 4
<b>Total</b>	<b>3 - 4</b>	<b>13 - 10</b>	<b>16 - 14</b>

<u>South</u>	<u>Home</u>	<u>Road</u>	<u>Total</u>
Charlotte	0 - 0	0 - 0	0 - 0
Durham	0 - 0	0 - 0	0 - 0
Gwinnett	0 - 0	0 - 0	0 - 0
Jacksonville	0 - 0	0 - 0	0 - 0
Memphis	0 - 0	0 - 0	0 - 0
Nashville	0 - 6	0 - 0	0 - 6
Norfolk	0 - 0	0 - 0	0 - 0
<b>Total</b>	<b>0 - 6</b>	<b>0 - 0</b>	<b>0 - 6</b>

<u>Runs by Inn.</u>	<u>1</u>	<u>2</u>	<u>3</u>	<u>4</u>	<u>5</u>	<u>6</u>	<u>7</u>	<u>8</u>	<u>9</u>	<u>10+</u>	<u>Total</u>
Clippers	11	21	23	17	21	13	22	20	12	0	160
Opponents	17	26	28	35	13	30	23	15	11	0	198

	 <u>Opp</u>	 <u>Opp</u>	 <u>Opp</u>		
0-run inn.:	236 215	3-run inn.:	7 13	6-run inn.:	2 1
1-run inn.:	47 40	4-run inn.:	5 8	7-run inn.:	1 1
2-run inn.:	17 30	5-run inn.:	2 1	8+ run inn.:	1 1



## 2021 Day by Day

Wednesday, June 16

Date	Opp	Result	Time Delay	Rec.	Pos.	GA/B	Att.
5/4	Lou	W, 6-3	3:01	1-0	T1st	-	2,808
5/5	Lou	W, 2-1	3:01	2-0	T1st	-	1,778
5/6	Lou	L, 9-0	2:40 :50	2-1	T2nd	-0.5	1,841
5/7	Lou	W, 10-0	3:16	3-1	T1st	-	2,428
5/8	Lou	W, 6-3	3:40	4-1	1st	+0.5	2,582
5/9	Lou	Cancelled, Rain					
5/10	OFF DAY						
5/11	Oma	W, 2-0	2:25	5-1	1st	+1.0	2,512
5/12	Oma	L, 5-4	3:23	5-2	1st	+0.5	2,117
5/13	Oma	L, 8-6	3:38	5-3	2nd	-0.5	2,512
5/14	Oma	W, 10-7	3:10	6-3	1st	+0.5	3,714
5/15	Oma	L, 4-2	3:09	6-4	2nd	-0.5	4,066
5/16	Oma	L, 8-3	3:04	6-5	3rd	-1.5	3,747
5/17	OFF DAY						
5/18	Tol	W, 6-1	2:58	7-5	3rd	-1.0	2,493
5/19	Tol	L, 8-2	2:41	7-6	4th	-1.5	2,157
5/20	Tol	L, 9-5	3:03	7-7	4th	-2.0	2,519
5/21	Tol	L, 3-2	2:45	7-8	4th	-3.0	3,434
5/22	Tol	W, 5-3	2:35	8-8	4th	-3.0	4,221
5/23	Tol	L, 12-5	3:03	8-9	4th	-3.0	3,509
5/24	OFF DAY						
5/25	Nas	L, 8-2	2:52	8-10	T4th	-3.0	2,842
5/26	Nas	L, 6-5	2:54	8-11	6th	-4.0	3,051
5/27	Nas	L, 11-0	3:11	8-12	6th	-5.0	3,553
5/28	Nas	L, 13-9	3:19	8-13	6th	-6.0	3,406
5/29	Nas	L, 8-3	3:14	8-14	6th	-7.0	3,817
5/30	Nas	L, 9-3	3:18	8-15	6th	-8.0	4,537
5/31	OFF DAY						
6/1	Ind	L, 5-3	2:53	8-16	6th	-9.0	2,604
6/2	Ind	PPD., Rescheduled as a DH on 6/4					
6/3	Ind	W, 3-2	2:43	9-16	T6th	-8.5	2,794
6/4	Ind	L, 10-3 (7)	2:26	9-17	T6th	-9.0	-
6/4	Ind	L, 5-2 (7)	2:12	9-18	T6th	-10.0	5,207
6/5	Ind	L, 3-2	2:39	9-19	7th	-11.0	4,723
6/6	Ind	W, 4-1 (8)	2:50 :42	10-19	7th	-11.0	4,292
6/7	OFF DAY						
6/8	low	W, 8-5	3:08	11-19	6th	-10.0	4,086
6/9	low	W, 8-4	2:55	12-19	T5th	-10.0	4,020
6/10	low	W, 9-7	3:21	13-19	5th	-10.0	3,838
6/11	low	L, 9-2	3:10	13-20	5th	-11.0	8,220
6/12	low	W, 7-1	2:55	14-20	5th	-10.0	6,960
6/13	low	W, 6-3	3:03	15-20	5th	-10.0	5,624
6/14	OFF DAY						
6/15	Tol	W, 5-4	2:45	16-20	5th	-10.0	9,282
6/16	Tol	12:05					
6/17	Tol	7:05					
6/18	Tol	7:05					
6/19	Tol	7:05					
6/20	Tol	2:05					
6/21	OFF DAY						
6/22	Stp	7:05					
6/23	Stp	7:05					
6/24	Stp	7:05					
6/25	Stp	7:05					
6/26	Stp	7:05					
6/27	Stp	2:05					
6/28	OFF DAY						
6/29	Tol	7:05					
6/30	Tol	7:05					
7/1	Tol	7:05					
7/2	Tol	7:05					
7/3	Tol	7:05					
7/4	Tol	7:05					
7/5	OFF DAY						
7/6	Ind	7:05					
7/7	Ind	7:05					
7/8	Ind	7:05					
7/9	Ind	7:05					
7/10	Ind	7:05					
7/11	Ind	2:05					

Date	Opp	Result	Time Delay	Rec.	Pos.	GA/B	Att.
7/12	OFF DAY						
7/13	Stp	8:05					
7/14	Stp	8:05					
7/15	Stp	8:05					
7/16	Stp	8:05					
7/17	Stp	8:05					
7/18	Stp	3:05					
7/19	OFF DAY						
7/20	low	7:05					
7/21	low	7:05					
7/22	low	12:05					
7/23	low	7:05					
7/24	low	7:05					
7/25	low	4:05					
7/26	OFF DAY						
7/27	Nas	8:05					
7/28	Nas	8:05					
7/29	Nas	8:05					
7/30	Nas	8:05					
7/31	Nas	8:05					
8/1	Nas	7:15					
8/2	OFF DAY						
8/3	Oma	7:05					
8/4	Oma	7:05					
8/5	Oma	7:05					
8/6	Oma	7:05					
8/7	Oma	7:05					
8/8	Oma	4:05					
8/9	OFF DAY						
8/10	Tol	7:05					
8/11	Tol	12:05					
8/12	Tol	7:05					
8/13	Tol	7:05					
8/14	Tol	7:05					
8/15	Tol	4:05					
8/16	OFF DAY						
8/17	Oma	8:05					
8/18	Oma	8:05					
8/19	Oma	8:05					
8/20	Oma	8:05					
8/21	Oma	8:05					
8/22	Oma	6:05					
8/23	OFF DAY						
8/24	Mem	8:10					
8/25	Mem	8:10					
8/26	Mem	8:10					
8/27	Mem	8:10					
8/28	Mem	7:35					
8/29	Mem	3:05					
8/30	OFF DAY						
8/31	Stp	6:15					
9/1	Stp	6:15					
9/2	Stp	12:05					
9/3	Stp	7:05					
9/4	Stp	7:05					
9/5	Stp	4:05					
9/6	OFF DAY						
9/7	Gwn	6:15					
9/8	Gwn	6:15					
9/9	Gwn	6:15					
9/10	Gwn	7:05					
9/11	Gwn	7:05					
9/12	Gwn	4:05					
9/13	OFF DAY						
9/14	Tol	6:35					
9/15	Tol	6:35					
9/16	Tol	6:35					
9/17	Tol	7:05					
9/18	Tol	7:05					
9/19	Tol	2:05					





#	Transaction	#	Transaction	#	Transaction
1	5/5- OF Ben Gamel to waivers (dfa) [27]				
2	5/5- C Rene Rivera to CLE (pur) [26]				
3	5/6- C Angel Lopez Alvarez from LYN [27]				
4	5/7- RHP Justin Garza from AKR [28]				
5	5/15- RHP Matt Koch from AZL [29]				
6	5/18- RHP Jean Carlos Mejia to CLE (rec) [28]				
7	5/21- INF Andres Gimenez from CLE (opt) [29]				
8	5/22- LHP Kyle Nelson to CLE (rec) [28]				
9	5/23- INF Owen Miller to CLE (pur) [27]				
10	5/23- LHP Zach Draper from AZL [28]				
11	5/23- RHP Jordan Stephens from AZL [29]				
12	5/24- RHP Triston McKenzie from CLE (opt) [30]				
13	5/25- RHP Kevin Herget signed [31]				
14	5/25- LHP Tanner Tully from AKR [32]				
15	5/26- RHP Triston McKenzie to CLE (rec) [31]				
16	5/27- OF Bradley Zimmer to CLE (rec) [30]				
17	5/27- LHP Anthony Gose to the TI List [29]				
18	5/28- RHP DJ Johnson to the TI List [28]				
19	5/29- RHP Nathan Ocker from LC [29]				
20	5/30- INF Ernie Clement to CLE (rec) [28]				
21	5/30- RHP Nathan Ocker to LC [27]				
22	5/30- RHP Heath Fillmyer signed [28]				
23	5/30- RHP Triston McKenzie from CLE (opt) [29]				
24	5/31- INF Ernie Clement from CLE (opt) [30]				
25	5/31- RHP Triston McKenzie to CLE (rec) [29]				
26	6/1- RHP Triston McKenzie from CLE (opt) [30]				
27	6/5- INF Bobby Bradley to CLE (rec) [29]				
28	6/5- RHP Blake Parker to CLE (pur) [28]				
29	6/7- RHP Eli Morgan from CLE (opt) [29]				
30	6/8- RHP Manuel Alvarez to AKR [28]				
31	6/8- LHP Tanner Tully to AKR [27]				
32	6/8- OF Trenton Brooks from AKR [28]				
33	6/10- LHP Zach Draper to AKR [27]				
34	6/10- LHP Anthony Gose from the TI List [28]				
35	6/10- RHP DJ Johnson from the TI List [29]				
36	6/11- OF Jordan Luplow from CLE (mlr) [29+1]				
37	6/12- RHP Triston McKenzie to CLE (rec) [28+1]				
38	6/12- LHP Kyle Nelson from CLE (opt) [29+1]				
39	6/13- RHP Triston McKenzie from CLE (opt) [30+1]				
40	6/13- INF Ernie Clement to CLE (rec) [29+1]				
41	6/14- LHP Kyle Nelson to CLE (rec) [28+1]				
42	6/14- OF Jordan Luplow to CLE (mlr) [28]				
43	6/15- RHP Eli Morgan to CLE (rec) [27]				
44	6/15- INF Owen Miller from CLE (opt) [28]				