



GAME NOTES

NORTHWEST ARKANSAS NATURALS

3000 GENE GEORGE BLVD • SPRINGDALE, AR 72762 • PH: 479.927.4900 • FAX: 479.756.8088

WWW.NWANATURALS.COM f /NATURALS @NWANATURALS

NORTHWEST ARKANSAS NATURALS (24-27) @ TULSA DRILLERS (29-20)

Game 1: LHP Dante Biasi (4-0, 4.19 ERA) @ LHP John Rooney (2-2, 5.40 ERA)

Game 2: LHP Anthony Veneziano (1-4, 7.54 ERA) @ RHP Landon Knack (1-3, 4.26 ERA)

Thursday, June 9th, 2022 • First Game: 5:00 PM (CT) First Pitch • ONEOK Field • Tulsa, Oklahoma

Game 52 of 137 • Road Game 29 of 69 • Road Record: 15-13 • Night Game Record: 18-22 • North Division Record: 11-16

Streak: L2 • Last 5: 2-3 • Last 10: 4-6 • Home Record: 9-14 • Day Game Record: 6-5 • South Division Record: 13-11

Listen: www.milb.com/northwest-arkansas/fans/audio-listen-live • Watch: MiLB.tv



UPCOMING GAMES & PITCHING PROBABLES

| | | | |
|-------------------------|---------|--------------|---|
| Friday, June 10, 2022 | @ Tulsa | 7:05 p.m. CT | RHP Alec Marsh (1-3, 6.10 ERA) @ RHP Bobby Miller (2-1, 4.38 ERA) |
| Saturday, June 11, 2022 | @ Tulsa | 7:05 p.m. CT | LHP Angel Zerpa (1-4, 4.79 ERA) @ TBD |
| Sunday, June 12, 2022 | @ Tulsa | 1:05 p.m. CT | RHP Noah Murdock (0-1, 7.20 ERA) @ TBD |

BY THE NUMBERS

(UNDERLINE INDICATES MLB LEADER) (BOLD INDICATES DOUBLE-A LEADER) (ITALICS INDICATES DOUBLE-A WORST)

| | | | |
|-------------|--------------|------------|-------------|
| N | T | N | T |
| .267 (4th) | < AVG | .258 (6th) | 5.27 (6th) |
| 312 (2nd) | < R | 273 (9th) | 1.54 (7th) |
| 475 (3rd) | < H | 417 (8th) | .256 (6th) |
| 58 (7th) | HR | 78 (2nd) | 452.1 (7th) |
| 217 (7th) | < BB | 216 (8th) | 445 (6th) |
| 483 (8th) | K | 429 (1st) | 287 (6th) |
| 68 (4th) | < SB | 19 (10th) | 58 (5th) |
| .350 (16th) | OBP | 353 (4th) | 252 (9th) |
| .431 (5th) | SLG | 465 (2nd) | 474 (5th) |
| .781 (5th) | OPS | .818 (2nd) | 2 (15th) |
| | | | 3 (12nd) |

SERIES HISTORY

| | |
|----------------------------|----------------|
| NWA ALL-TIME vs. Drillers | 182-201 (.475) |
| NWA ALL-TIME in Springdale | 100-92 (.521) |
| NWA ALL-TIME in Tulsa | 82-109 (.429) |

2022 vs. Drillers..... 0-1 (.000)

2022 in Springdale..... 0-1 (.000)

2022 in Tulsa..... 0-1 (.000)

| DATE | H/R | SCORE | WIN | LOSS | SAVE |
|-----------|-----|---------------|----------|------------|------|
| 6/7/22 | R | L, 5-2 | G. Stone | N. Murdock | - |
| 6/9/22 G1 | R | | | | |
| 6/9/22 G2 | R | | | | |
| 6/10/22 | R | | | | |
| 6/11/22 | R | | | | |
| 6/12/22 | R | | | | |
| 7/4/22 | H | | | | |
| 7/6/22 | H | | | | |
| 7/7/22 | H | | | | |
| 7/8/22 | H | | | | |
| 7/9/22 | H | | | | |
| 7/10/22 | H | | | | |
| 8/2/22 | H | | | | |
| 8/3/22 | H | | | | |
| 8/4/22 | H | | | | |
| 8/5/22 | H | | | | |
| 8/6/22 | H | | | | |
| 8/7/22 | H | | | | |
| 8/30/22 | R | | | | |
| 8/31/22 | R | | | | |
| 9/1/22 | R | | | | |
| 9/2/22 | R | | | | |
| 9/3/22 | R | | | | |
| 9/4/22 | R | | | | |

NATURALS PR DEPARTMENT • NATURALS@GMAIL.COM

Dustin Dethlefs – Director, Marketing & PR – dustin@nwanaturals.com
 Nicholas Badders – Broadcaster/Media Relations/Baseball Ops – nicholas@nwanaturals.com
 Adam Annaratore – Creative Services Coordinator – adam@nwanaturals.com
 Kelsey Chanler – Marketing and Creative Services Assistant – kelsey@nwanaturals.com

TUESDAY'S GAME

| | 1 | 2 | 3 | 4 | 5 | 6 | 7 | 8 | 9 | R | H | E | LO |
|-------------|---|---|---|---|---|---|---|---|---|---|---|---|----|
| NW Arkansas | 0 | 0 | 0 | 0 | 0 | 0 | 0 | 1 | 1 | 2 | 6 | 0 | 8 |
| Tulsa | 0 | 2 | 0 | 0 | 2 | 1 | 0 | 0 | x | 5 | 9 | 0 | 5 |

Win: Gavin Stone (2-1)

Loss: Noah Murdock (0-1)

Save: None

SPRINGDALE, AR – The Northwest Arkansas Naturals brought the game close in the late innings but dropped the series opener to the Tulsa Drillers Tuesday night, 5-2.

- Right-hander **Noah Murdock** made his Double-A debut and struck out six across 5.0 innings of work. Murdock retired the first four batters he faced before allowing a string of four straight hits that plated two runs in the second.
- Between the third and fourth innings, five of his six outs came via the strikeout, including three straight to end the fourth inning after a leadoff triple.
- Four of Tulsa's five runs came around on home runs, with solo shots from *Andy Pages* in the second and sixth innings, plus a two-run homer from *Devin Mann* in the fifth.
- Northwest Arkansas struggled to get anything going offensively against Tulsa starter *Gavin Stone*, who struck out 13 Naturals across 6.0 scoreless innings, with Northwest Arkansas hitters striking out a season-high 17 times Tuesday night.
- Once the Naturals got to the bullpen, the offense began to make things interesting and nearly got back in the game. After a leadoff double in the eighth from *John Rave*, Northwest Arkansas loaded the bases and brought home the first run of the game as *Nick Loftin* was hit by a pitch.
- While it brought the tying run to the plate, the Naturals could not add any more runs to the board until there were two outs in the ninth, as *Rave* connected on his third hit of the day, a solo home run to right field that brought the score within three, though he ended the day a triple shy of the cycle.
- While Tulsa kept Northwest Arkansas from surging ahead, right-hander *Will Klein* produced his best outing of the season out of the bullpen, striking out the side in the seventh inning and adding a fourth strikeout in the eighth, as he totaled 2.0 hitless and scoreless innings of relief.

NATURALS HITTING LEADERS

| | |
|-----------------|------------------------------|
| GAMES | Garcia & Massey (49) |
| AT-BATS | Michael Massey (202) |
| RUNS | Maikel Garcia (39) |
| HITS | Michael Massey (64) |
| TOTAL BASES | Michael Massey (102) |
| DOUBLES | Garcia & Massey (114) |
| TRIPLES | Tucker Bradley (3) |
| HOME RUNS | Seuly Matias (9) |
| RUNS BATTED IN | ^ Michael Massey (46) |
| WALKS | Maikel Garcia (31) |
| STRIKEOUTS | Seuly Matias (67) |
| STOLEN BASES | Maikel Garcia (16) |
| BATTING AVERAGE | Logan Porter (.333) |
| ON-BASE % | Logan Porter (.463) |
| SLUGGING % | Logan Porter (.542) |
| OPS | Logan Porter (1.005) |

NATURALS PITCHING LEADERS

| | |
|----------------|--------------------------|
| WINS | Three Tied (4) |
| LOSSES | Veneziano & Zerpa (4) |
| ERA | Drew Parrish (2.13) |
| GAMES | Three Tied (16) |
| STARTS | Marsh & Parrish (10) |
| COMPLETE GAMES | |
| GAMES FINISHED | Zach Willeman (12) |
| SAVES | Andres Sotillet (2) |
| INNINGS | Drew Parrish (55.0) |
| HITS | Angel Zerpa (51) |
| RUNS | Anthony Veneziano (31) |
| EARNED RUNS | Anthony Veneziano (31) |
| HOME RUNS | Anthony Veneziano (9) |
| HIT BATTERS | Drew Parrish (5) |
| WALKS | Anthony Veneziano (28) |
| STRIKEOUTS | * Alec Marsh (72) |

* INDICATES LEAGUE LEADER // ^ INDICATES DOUBLE-A LEADER

THIS DAY IN NATURALS HISTORY

The Naturals are 10-5 all-time when playing on June 9

On June 9, 2010, the Northwest Arkansas Naturals swept a doubleheader in North Little Rock against the Arkansas Travelers, with 3-0 and 4-0 wins, the first of two doubleheader shutouts in Naturals history. In Game 1, starter **Eduardo Paulino** struck out six across 5.0 scoreless innings and **Brandon Sisk** followed with 2.0 scoreless innings while striking out four. Game 2 played out very similarly, as starter **Everett Teaford** threw 5.0 scoreless innings with six strikeouts and was followed by **Louis Coleman**, who struck out four across 2.0 scoreless innings. The Travs were held to six hits across the two games, all singles in the two Naturals wins.

HOME/AWAY

| | |
|------------|-------|
| Home Games | 9-14 |
| Away Games | 15-13 |

TIME OF DAY

| | |
|-------------|-------|
| Night Games | 18-22 |
| Day Games | 6-5 |

MONTH

| | |
|-----------|-------|
| April | 9-11 |
| May | 13-12 |
| June | 2-4 |
| July | |
| August | |
| September | |

OPPONENT

| | |
|--------------------|-----|
| vs. Amarillo | 3-3 |
| vs. Arkansas | 2-4 |
| vs. Corpus Christi | 2-4 |
| vs. Frisco | 4-2 |
| vs. Midland | 4-2 |
| vs. San Antonio | |
| vs. Springfield | 5-4 |
| vs. Tulsa | 0-1 |
| vs. Wichita | 4-7 |

DAY OF THE WEEK

| | |
|--------------|-----|
| on Monday | |
| on Tuesday | 3-6 |
| on Wednesday | 5-3 |
| on Thursday | 2-6 |
| on Friday | 5-4 |
| on Saturday | 5-4 |
| on Sunday | 4-4 |

THIS WEEK'S ROAD TRIP

| | |
|----------------------|--------|
| Record | 0-1 |
| Team Batting Average | (.182) |
| Home Runs | 1 |
| Runs/Runs Per Game | 2/2.0 |
| Team ERA | 5.63 |
| Strikeouts | 10 |
| Saves/Opportunities | 0/0 |

THIS WEEK IN NATURALS BASEBALL

| MONDAY | TUESDAY | WEDNESDAY | THURSDAY | FRIDAY | SATURDAY | SUNDAY |
|------------|--------------------------|----------------------------|-----------------------------------|----------------------------|----------------------------|----------------------------|
| 6/6 OFF | 6/7 @ Tulsa L, 5-2 | 6/8 @ Tulsa PPD/Rain | 6/9 @ Tulsa DH, G1: 5:00 PM | 6/10 @ Tulsa 7:05 PM | 6/11 @ Tulsa 7:05 PM | 6/12 @ Tulsa 1:05 PM |



FOLLOW THE LEADER

Manager Chris Widger enters his first season at the helm of the Naturals, after previous stops in *Advanced Rookie* Burlington (2019) and *High-A* Quad Cities (2021) managing Royals affiliates.

- 17 of the Naturals' 27 active players played for Widger with the Quad Cities River Bandits last season.
- 10 of the Naturals' 27 active players played under Widger with the Burlington Royals, then in Quad Cities and now in Northwest Arkansas: **Dante Biasi, Jonah Dipoto, Maikel Garcia, Michael Massey, Jake Means, Noah Murdock, Zack Phillips, Logan Porter, John Rave** and **Ángel Zerpa**.

EXTREME ENDS OF THE SPECTRUM

When looking at the Naturals' numbers one game to the next, it appears rather black and white with what leads to a win or loss.

- When scoring six runs or more, the Naturals are 22-4, while when scoring five runs or less, just 2-23.
- The Naturals are 17-5 when recording 10 hits or more, but when they get nine hits or less, are just 7-22.
- The Naturals are 22-8 when out-hitting their opponent or hits are tied, but 2-19 when out-hit by their opponent.
- When the Naturals score first, they are 17-9, whereas 7-18 when the opponent scores first.

ONE RUN GOES A LONG WAY

The Naturals are 3-12 in one-run games this season, meaning 12 of their 27 losses this season have been decided by just one run.

- Eight of the Naturals' last 14 losses have been by just a run.
- The Naturals have had the winning run at the plate in six losses this season (all one-run losses) and had the tying run at the plate or on base in 13 losses this season (including 10 of their one-run losses).

STARTER SUCCESS

The first five games of last week's series against Corpus Christi saw some of the best starting pitching of the season, as every starter pitched at least 5.0 innings, the first series this season where more than four starting pitchers threw at least 5.0 innings.

- Yesterday, **Noah Murdock** added to the stretch in his Double-A debut, pitching 5.0 innings while striking out six, the eighth Naturals starter to go five innings or more in the last nine games.
- Through 51 games this season, Naturals starting pitchers have thrown at least 5.0 innings in 26 games, including seven outings of 6.0 innings or more, four coming from Drew Parrish.
- In 40 of 51 games, Naturals starters have pitched at least 4.0 innings, including 25 of 31 since the start of May.

ROCKIN' ROBBIE

Naturals first baseman **Robbie Glendinning** has settled into the starting first base role with the team, but more importantly has consistently gotten on base with the club.

- Glendinning is responsible for the two longest on-base streaks this season, a pair of 15-game stretches, at the start of the season and also in the last 15 games.
- The Australian reached in the first 15 games he played in 2022, hitting .300 (15-for-50) between April 8 and 29 with a .453 on-base percentage ... he has also reached base in his last 15 games, batting .250 (15-for-60) between May 21 and June 7, with a .338 OBP.
- He's reached base at least once in 40 of 45 games this season, and has reached base multiple times in 20 games, one of six Naturals to do so 20+ times.

Yo, You WANNA SEE SOME REAL SPEED?

Through 51 games, the Naturals have stolen *68 bases in 80 attempts* (average 1.33 steals/game, 85.00% success rate) and *pulled off a double steal 10 times*.

- 68 steals ranks fourth in the Texas League, seventh in Double-A and tied 33rd in the Minors.
- Maikel Garcia's** 16 steals (in 18 attempts) ranks tied fifth in the Texas League and tied ninth in all of Double-A.

MY OH MY, MICHAEL!

After a slow start to the season, second baseman **Michael Massey** has quickly become one of the top hitters in the Texas League.

- Michael has reached base in 38 of 48 games he's played this year, with a team-best 19 multi-hit games, including 8 in his last 14 games.
- The second baseman does not just lead the Texas League in runs batted in, but all of Double-A too with 46 RBI, raking tied 11th in MiLB, while tied 10th in hits across the minors (64) ... among all Double-A hitters, Massey ranks fourth hits as well ... he is third in the Texas League in hits, ranks eighth in total bases (102), tied eighth in doubles (14) and 10th in batting average (.317).
- He is scattered all across the Royals' organizational leaders, ranking first in hits, tied first in doubles, second in batting average, runs batted in, extra-base hits (22) and total bases, fourth in runs scored (32), slugging percentage (.505) and OPS (.868), tied fourth in home runs (8), and seventh in on-base percentage (.363).
- From May 25 to May 28, Massey recorded multiple hits in five consecutive games, as the final five games in a season-best seven-game hitting streak and was subsequently named the league's Player of the Week.
- In the month of May, Massey hit at a .381 (37-for-97) average with a 1.016 OPS across 24 games, while recording a league-best 37 hits and ranking second with 29 runs batted in.
- Massey's turnaround at the plate truly began April 22, when he entered the day hitting just .213 and proceeded to homer in three consecutive games, April 22 to 24 in Frisco ... he went from having no home runs through the first 11 games of the season, to having eight in his last 33, leading the Naturals in homers.

GAR-SEE YA ON BASE

Shortstop **Maikel Garcia** has reached base in 43 of the 49 games he has played in this season, reaching base twice on 29 occasions, 16 multi-hit games.

- In 233 plate appearances, the Venezuelan has reached base 89 times (58 hits + 31 walks), for a .384 on-base percentage.
- Garcia has walked 31 times and struck out 42 times, a 0.74 K/BB rate.
- The shortstop places among the Texas League leaders in several categories, ranking tied fifth in steals (16), tied eighth in hits (58), walks (31) and doubles (14) and ninth in runs scored (39) ... he ranks among the Double-A leader in steals (tied ninth).
- His 14-game hitting streak between April 27 and May 12 is the longest on the Naturals this year and tied for the 15th-longest in club history ... it is also tied for the second-longest in the Texas League this season ... in those 14 games, he hit .397 (23-for-58) with six doubles and a .970 OPS.

PUSHIN P(ORTER)

Catcher **Logan Porter** has quietly flown under the radar as one of the top hitters in the Royals system so far in 2022.

- Among qualified Royals minor league hitters, Porter has the highest batting average (.333) and on-base percentage (.463), tied first in OPS (1.005) and ranks second in slugging percentage (.542) ... his .463 OBP ranks third in the league and Double-A, while fifth among ALL Minor League hitters.
- Porter has reached base in 30 of 33 games he's played this season, with hits in 24 of 32 and 14 multi-hit games, nine of which came in May.
- In the month of May, Porter hit .343 (24-for-70) with a team-best 1.017 OPS and he had drove in 13 runs with 11 walks.

NUMERICAL QUICK ROSTER

| # | PLAYER | POS | B/T |
|----|------------------------|--------|-----|
| 1 | Rave, John | OF | L/L |
| 3 | Rivero, Sebastian | C | R/R |
| 4 | Grotjohn, Ryan | INF/OF | L/R |
| 7 | Bewley, Brhet | INF/OF | R/R |
| 8 | Garcia, Maikel | INF | R/R |
| 9 | Means, Jake | INF | R/R |
| 11 | Porter, Logan | C | R/R |
| 12 | Bradley, Tucker | OF | L/L |
| 13 | Loftin, Nick | INF/OF | R/R |
| 14 | Capps, Holden | LHP | R/L |
| 15 | Marsh, Alec | RHP | R/R |
| 16 | Glendinning, Robbie | INF | R/R |
| 17 | Phillips, Zack | LHP | L/L |
| 21 | Lacy, Asa (7-IL) | LHP | L/L |
| 22 | Woods Jr., Stephen | RHP | R/R |
| 25 | Matias, Seuly | OF | R/R |
| 26 | Massey, Michael | INF | L/R |
| 27 | Pennington, Walter | LHP | L/L |
| 29 | Murdock, Noah | RHP | R/R |
| 32 | Veneziano, Anthony | LHP | L/L |
| 33 | Klein, Will | RHP | R/R |
| 34 | Cosby, Christian | RHP | R/R |
| 35 | Webb, Nathan (7-IL) | RHP | R/R |
| 38 | Biasi, Dante | LHP | L/L |
| 41 | Haake, Zach (7-IL) | RHP | R/R |
| 44 | Stupienski, Gavin | INF/C | L/R |
| 45 | Del Rosario, Yefri | RHP | R/R |
| 51 | Chamberlain, Christian | LHP | L/L |
| 53 | Zerpa, Ángel | LHP | L/L |
| 55 | Dipoto, Jonah | RHP | R/R |
| | Cropley, Tyler (7-IL) | C | R/R |

ALPHABETICAL QUICK ROSTER

| # | PLAYER | POS | B/T |
|----|------------------------|--------|-----|
| 7 | Bewley, Brhet | INF/OF | R/R |
| 38 | Biasi, Dante | LHP | L/L |
| 12 | Bradley, Tucker | OF | L/L |
| 14 | Capps, Holden | LHP | R/L |
| 51 | Chamberlain, Christian | LHP | L/L |
| 34 | Cosby, Christian | RHP | R/R |
| 45 | Cropley, Tyler (7-IL) | C | R/R |
| 45 | Del Rosario, Yefri | RHP | R/R |
| 55 | Dipoto, Jonah | RHP | R/R |
| 8 | Garcia, Maikel | INF | R/R |
| 16 | Glendinning, Robbie | INF | R/R |
| 4 | Grotjohn, Ryan | INF/OF | L/R |
| 41 | Haake, Zach (7-IL) | RHP | R/R |
| 33 | Klein, Will | RHP | R/R |
| 21 | Lacy, Asa (7-IL) | LHP | L/L |
| 13 | Loftin, Nick | INF/OF | R/R |
| 15 | Marsh, Alec | RHP | R/R |
| 26 | Massey, Michael | INF | L/R |
| 25 | Matias, Seuly | OF | R/R |
| 9 | Means, Jake | INF | R/R |
| 29 | Murdock, Noah | RHP | R/R |
| 27 | Pennington, Walter | LHP | L/L |
| 17 | Phillips, Zack | LHP | L/L |
| 11 | Porter, Logan | C | R/R |
| 1 | Rave, John | OF | L/L |
| 3 | Rivero, Sebastian | C | R/R |
| 44 | Stupienski, Gavin | INF/C | L/R |
| 32 | Veneziano, Anthony | LHP | L/L |
| 35 | Webb, Nathan (7-IL) | RHP | R/R |
| 22 | Woods Jr., Stephen | RHP | R/R |
| 53 | Zerpa, Ángel | LHP | L/L |

BATTING

| | |
|----------------|---|
| LEFTIES | 5 |
| RIGHTIES | 9 |
| SWITCH | 0 |

PITCHING

| | |
|----------------|---|
| LEFTIES | 8 |
| RIGHTIES | 9 |

PRO-NUN-SEE-AY-SHUNS

4 RYAN GROTJOHN (GROET-john)

21 ASA LACY (AY-suh)

45 YEFRI DEL ROSARIO (Jeffrey)

BENCH COACH 23: MIKE JIRSCHLE (jursh-LEE)

7 BRHET BEWLEY (Brett Bew-lee)

32 ANTHONY VENEZIANO (va-nee-zee-ah-no)

53 ÁNGEL ZERPA (AHN-hel SAIR-pah)

8 MAIKEL GARCIA (my-KELL gar-SEE-uh)

38 DANTE BIASI (bee-AH-zee)

55 JONAH DIPOTO (dih-POH-to)

25 SEULY MATIAS (soo-lee mah-TEE-as)

41 ZACH HAAKE (hockey)



NATURALS HARDWARE SHELF

Players of the Month

* TBD

Pitchers of the Month (1)

- * **May: LHP Drew Parrish** ... started five games and went 3-1 with a 0.59 ERA (2 ER in 30.2 IP) ... only allowed 15 hits and four walks, while striking out 29 opposing hitters ... among qualified Texas League pitchers, threw the most innings and had the lowest ERA and WHIP (0.62), while holding opponents to a .144 average.

Players of the Week (2)

- * **April 25 to May 1: 2B Michael Massey** ... hit .417 (10-for-28) across six games with a league-best 19 total bases and nine runs batted in, while tied for the Texas League lead with 10 hits. His 1.221 OPS ranked third among players with at least 20 at-bats, while his .417 average tied for second among that same group.
- * **May 23 to May 29: 2B Michael Massey** ... hit a league-best .481 (13-for-27) across six games in Midland, while tied for the league lead with 19 total bases. He drove in nine runs as well, doubling three times with one home run, a go-ahead grand slam on May 24 and collected multiple hits in each of the first five games of the series.

Pitchers of the Week (2)

- * **May 2 to May 8: LHP Drew Parrish** ... threw 7.0 scoreless innings on May 7 @ Springfield ... held the Cardinals to just two hits and one walk while striking out four. He retired the first eight he faced and the final five, with five 1-2-3 frames.
- * **May 9 to May 15: LHP Drew Parrish** ... threw 7.0 scoreless innings on May 13 vs. Wichita ... held the Wind Surge to just three hits and no walks while striking out nine. Between the second and sixth innings, he retired 13 straight batters, retiring the side 1-2-3 in the first inning, as well as the third through sixth.

TOOLS TEAM

Five Naturals players were listed in *Baseball America's* 2022 Best Tools Survey of the Kansas City Royals' organization.

- CF **Nick Loftin** is rated as having the "*Best Strike-Zone Discipline*" in the system.
- SS **Maikel Garcia** is rated as having the "*Best Infield Arm*" in the system.
- RF **Seuly Matias** is rated as having the "*Best Outfield Arm*" in the system.
- LHP **Asa Lacy** is rated as having the "*Best Slider*" in the system.
- LHP **Ángel Zerpa** is rated as having the "*Best Control*" in the system.

QUICK FACTS

| | |
|---------------------------------------|---|
| Founded | 2008 |
| Colors | Navy Blue, Burgundy, Gold and White |
| League | Texas League (Since 2008) |
| Ownership | Rich Entertainment Group |
| General Manager | Justin Cole (9th Season) |
| Home Ballpark (Capacity) | Arvest Ballpark (7,350, 6,500 seats) |
| Dimensions | LF - 327 LCF - 377 CF - 400 RCF - 378 RF - 325 |
| Wall Heights | LF-LCF : 9 feet CF : 11 feet RCF-RF : 9 feet |







ROSTER BREAKDOWN

| | | | |
|--------------------------|-------------------------|---|-----------|
| Age 20 | 0 | Native of Australia | 1 |
| Age 21 | 0 | Native of Dominican Republic | 2 |
| Age 22 | 5 | Native of United States | 25 |
| Age 23 | 6 | Native of Venezuela | 3 |
| Age 24 | 8 | Acquired by Royals via Free Agency | 12 |
| Age 25 | 4 | (International) | 4 |
| Age 26 | 5 | (Minor League) ... | 5 |
| Age 27 | 2 | (Undrafted) | 3 |
| Age 28 | 1 | Acquired by Royals via Trade | 1 |
| Age 29 | 0 | Acquired by Royals via First Year Player Draft | 18 |
| Average Age | 24 Years 94 Days | (High School) | 1 |
| Median Age | 24 | (Rounds 1-5) | 7 |
| | | (2nd Year/College) | 0 |
| | | (Rounds 6-10) | 5 |
| | | (2016-18 Drafts) | 5 |
| | | (3rd Year/College) | 13 |
| | | (Rounds 11-20) | 1 |
| | | (2019 Draft) | 9 |
| | | (2020 Draft) | 4 |
| | | (4th+ Year/College) | 4 |
| | | (Rounds 21-40) | 5 |
| | | (2021 Draft) | 0 |

ROYALS TOP-30 PROSPECTS (RANKING ACCORDING TO MLB PIPELINE)

| # | PLAYERS (POSITION) | OVERALL RANKING | BASEBALL AMERICA RANKING |
|----|-----------------------------|---|--|
| 3 | Asa Lacy (LHP) (IL) | 66 th Overall /4 th LHP | Royals 5 th / 9 th LHP |
| 5 | Nick Loftin (OF) | | Royals 12 th |
| 11 | Alec Marsh (RHP) | | Royals 14 th |
| 12 | Ángel Zerpa (LHP) | | Royals 24 th |
| 16 | Anthony Veneziano (LHP) | | Royals 30 th |
| 18 | Will Klein (RHP) | | Royals 22 nd |
| 20 | Maikel Garcia (SS) | | Royals 15 th |
| 21 | Michael Massey (2B) | | Royals 13 th |
| 22 | Noah Murdock (RHP) | | Royals 26 th |
| 28 | Nathan Webb (RHP) (IL) | | - |
| 29 | Christian Chamberlain (LHP) | | - |
| - | Yefri Del Rosario (RHP) | | Royals 25 th |

UNIFORM RECORDS

| | | | | | |
|--|---|--|---|---|--|
|  Navy/Red (16-15) Home: 7-9 Road: 9-6 |  Red (6-7) Home: 0-0 Road: 6-7 |  White/Navy (2-4) Home: 2-4 Road: 0-0 |  Los Naturales Home: 0-0 Road: 0-0 |  Growlin' Chickens Home: 0-0 Road: 0-0 |  Fauxback Home: 0-0 Road: 0-0 |
|  White (7-7) Home: 7-7 Road: 0-0 |  Grey (6-6) Home: 0-0 Road: 6-6 |  Navy (11-13) Home: 2-6 Road: 9-7 |  Los Naturales Home: 0-0 Road: 0-0 |  Growlin' Chickens Home: 0-0 Road: 0-0 |  Fauxback Home: 0-0 Road: 0-0 |
| HOME UNIFORM COMBINATIONS | | | ROAD UNIFORM COMBINATIONS | | |
| Navy/Red Hat & White Jersey: 6-5 | | | Navy/Red Hat & Navy Jersey: 1-4 | | |
| White Hat & White Jersey: 1-2 | | | White Hat & Navy Jersey: 1-2 | | |
| Red Hat & White Jersey: 0-0 | | | Red Hat & Navy Jersey: 0-0 | | |
| Specialty/Theme Uniforms: 1-0 | | | Navy/Red Hat & Grey Jersey: 3-2 | | |
| | | | Navy/Red Hat & Navy Jersey: 6-4 | | |
| | | | Red Hat & Grey Jersey: 3-4 | | |
| | | | Red Hat & Navy Jersey: 3-3 | | |

NATURALS IN-SEASON BIRTHDAYS

APRIL (3)

4/14 – Walter Pennington (24)
4/14 – Jake Means (26)
4/25 – Ryan Grotjohn (27)

MAY (5)

5/6 – Tucker Bradley (24)
5/7 – Derrick Lewis (46)
5/14 – Alec Marsh (24)
5/14 – Christian Colón (33)
5/21 – Chris Widger (51)

JUNE (2)

6/2 – Asa Lacy (23)
6/10 – Stephen Woods Jr. (27)

JULY (2)

7/11 – Zack Phillips (24)
7/12 – Logan Porter (27)
7/20 – Christian Chamberlain (23)

AUGUST (2)

8/20 – Noah Murdock (24)
8/20 – Nathan Webb (25)

SEPTEMBER (6)

9/1 – Anthony Veneziano (25)
9/3 – Jonah Dipoto (26)
9/4 – Seuly Matias (24)
9/23 – Yefri Del Rosario (23)
9/25 – Nick Loftin (24)
9/27 – Ángel Zerpa (23)



2022 BREAKING ROSTER

Pitchers (16): LHP Dante Biasi, LHP Holden Capps, RHP Christian Cosby, RHP Yefri Del Rosario, RHP Jonah Dipoto, RHP Zach Haake, LHP Asa Lacy, RHP Alec Marsh, LHP Drew Parrish, LHP Zack Phillips, RHP Ándres Sotillet, LHP Anthony Veneziano, RHP Nathan Webb, RHP Zach Willeman, RHP Stephen Woods Jr. and LHP Ángel Zerpa.

Catchers (3): Tyler Cropley, Sebastian Rivero, Logan Porter

Infielders (7): Nathan Eaton, Maikel Garcia, Robbie Glendinning, Ryan Grotjohn, Michael Massey, Jake Means, Gavin Stupienski

Outfielders (4): Tucker Bradley, Nick Loftin, Seuly Matias, John Rave

- 4/4 Kansas City Royals announce Breaking Roster
- 4/8 LHP **Holden Capps** placed on the development list
INF **Gavin Stupienski** placed on the development list
- 4/12 RHP **Nate Webb** placed on the 7-day injured list
- 4/16 LHP **Holden Capps** activated from the development list
- 4/19 C **Tyler Cropley** placed on the 7-day injured list
RHP **Christian Cosby** placed on the 7-day injured list
INF **Gavin Stupienski** activated from the development list
- 4/21 LHP **Walter Pennington** transferred to Northwest Arkansas (AA) from Quad Cities (A+)
- 4/23 RHP **Zach Haake** placed on the 7-day injured list
RHP **Patrick Halligan** transferred to Northwest Arkansas (AA) from Columbia (A)
- 4/26 RHP **Patrick Halligan** transferred to Quad Cities (A+) from Northwest Arkansas (AA)
- 4/28 RHP **Ándres Sotillet** transferred to Omaha (AAA) from Northwest Arkansas (AA)
- 5/3 INF **Ryan Grotjohn** placed on the Development List
INF **Brhet Bewley** activated from the Quad Cities Injured List and transferred to Northwest Arkansas (AA)
LHP **Patrick Smith** transferred to Northwest Arkansas (AA) from Quad Cities (A+)
LHP **Marcelo Martinez** transferred to Northwest Arkansas (AA) from Omaha (AAA)
- 5/8 C **Sebastian Rivero** recalled by Kansas City (MLB) from Northwest Arkansas (AA)
- 5/9 C **Sebastian Rivero** optioned to Northwest Arkansas (AA)
C **Sebastian Rivero** recalled by Kansas City (MLB) from Northwest Arkansas (AA)
- 5/10 LHP **Asa Lacy** placed on the 7-day injured list
INF **Ryan Grotjohn** activated from the Development List
- 5/13 C **Sebastian Rivero** optioned to Northwest Arkansas (AA)
- 5/14 LHP **Patrick Smith** placed on the Development List
RHP **Will Klein** activated from the 7-day injured list
- 5/17 C **Sebastian Rivero** recalled by Kansas City (MLB) from Northwest Arkansas (AA)
- 5/21 LHP **Marcelo Martinez** transferred to Omaha (AAA) from Northwest Arkansas (AA)
- 5/24 LHP **Patrick Smith** transferred to Quad Cities (A+) from Northwest Arkansas (AA)
RHP **Ándres Sotillet** transferred to Northwest Arkansas (AA) from Omaha (AAA)
- 5/26 OF **John Rave** transferred to Omaha (AAA) from Northwest Arkansas (AA)
INF **Nate Eaton** transferred to Omaha (AAA) from Northwest Arkansas (AA)
- 5/28 C **Sebastian Rivero** optioned to Northwest Arkansas (AA)
- 5/31 RHP **Christian Cosby** activated from the 7-day injured list
LHP **Christian Chamberlain** transferred to Northwest Arkansas (AA) from Quad Cities (A+)
RHP **Zach Willeman** transferred to Omaha (AAA) from Northwest Arkansas (AA)
- 6/1 OF **Parker Bates** transferred to Northwest Arkansas (AA) from Quad Cities (A+)
RHP **Ándres Sotillet** transferred to Omaha (AAA) from Northwest Arkansas (AA)
- 6/3 LHP **Drew Parrish** transferred to Omaha (AAA) from Northwest Arkansas (AA)
RHP **Noah Murdock** transferred to Northwest Arkansas (AA) from Quad Cities (A+)
- 6/4 OF **John Rave** transferred to Northwest Arkansas (AA) from Omaha (AAA)
- 6/7 OF **Parker Bates** transferred to Quad Cities (A+) from Northwest Arkansas (AA)



#36 CHRIS WIDGER • MANAGER

- Chris Widger will manage the Naturals after guiding the River Bandits to a High-A Central championship in their first season as a Kansas City affiliate in 2021. In doing so, he was named the Minor League Manager of the Year by *Baseball America* following the 2021 season.
- 2022 marks Widger's seventh year in the Royals' organization, as he was slated to manage Advanced-A Wilmington in 2020 and led Burlington to the Appalachian League Championship Series in his first season as Manager in 2019. Prior to that, he was Wilmington's Bench Coach from 2016-18.
- Before joining the Royals organization, he managed the Independent League Camden Riversharks in 2015 and was their Pitching Coach from 2012-14.
- A third-round pick by Seattle in the 1992 Draft, Widger played in parts of 10 seasons in the Majors with the Mariners (1995-96, 2000), Expos (1997-2000), Yankees (2002), Cardinals (2003), White Sox (2005-06) and Orioles (2006), winning a World Series with Chicago in 2005.
- Widger and his wife, Whitney, reside in Pennsville, N.J., with their children: C.J., Ashlynn and Skylar.



#43 DERRICK LEWIS • PITCHING COACH

- Derrick Lewis is in his third season with the Royals' organization and second as pitching coach at Northwest Arkansas.
- He spent the previous 16 seasons in the Atlanta Braves' organization, the first 14 as a Minor League pitching coach and the last two as the Pitching Coordinator.
- Pitching coach timeline: 2004-07: GCL Braves (Gulf Coast League, RK)... 2008-10: Danville Braves (Appalachian League, RK)... 2011-13: Rome Braves (South Atlantic League, A)... 2014: Lynchburg Hillcats (Carolina League, A+)... 2015-2016: Carolina Mudcats (Carolina League, A+)... 2017: Mississippi Braves (Southern League, AA)
- He played seven seasons in the Braves' organization from 1997-2003, after being selected in the 20th round of the 1997 draft.
- Lewis and his wife, Roslyn, reside in Charlotte, North Carolina, with their daughter, Skye and Son, Lake.



#6 ABRAHAM NÚÑEZ • HITTING COACH

- Abraham Núñez enters his fourth season as Northwest Arkansas' hitting coach after serving in the same capacity with High-A Wilmington (2015-2018), Class-A Lexington (2014), Rookie Advanced Burlington (2013) and the Dominican Royals (2012).
- Núñez played for parts of 12 seasons in the Majors with the Pirates (1997-2004), Cardinals (2005), Phillies (2006-2007) and Mets (2008). A switch-hitter, he owns a career average of .242 as a utility infielder in the big leagues, primarily playing third base, but could play all four infield positions.
- His best season came in 2005 when he batted .285 in 139 games for the National League Champion St. Louis Cardinals.
- Lifetime .346 (9-for-28) hitter in the postseason, including the 2005 National League Championship Series with St. Louis when he hit .385, though did not play in the World Series.
- Born in Santo Domingo, Dominican Republic, he now resides in Hudson, Massachusetts.



#27 CHRISTIAN COLÓN • ASSISTANT HITTING COACH

- Christian Colón returns to the organization as the Naturals Assistant Hitting Coach in 2022, following a 12-year professional career.
- He was the Royals first-round pick in the 2010 MLB Draft, scored the winning run in the 2014 AL Wild Card game and had the game-winning hit in the title-clinching Game 5 of the 2015 World Series.
- After being drafted in 2010, Colón ascended to Northwest Arkansas by 2011 and between 2011, 2012 and 2014, played 202 games for the Naturals ... In 2011, Colón led the Texas League in sacrifices (21), while leading the team in at-bats (491) and hits (126). His 21 sacrifices that season are the most a Naturals player has ever recorded in a single season, while 28 overall are tied for the club record.
- During his playing career, he made stops in Miami (2017) and Cincinnati (2019-20) ... spent 2021 with the Rich Baseball-owned Buffalo Bisons (Triple-A, Toronto) before announcing his retirement.
- He also played in parts of four seasons in the Puerto Rican Winter League.
- Christian lives in Cave Springs, Ark. (15 minutes North of Arvest Ballpark) with his wife, Kayla, and three daughters, Marley, Mia and Lucy.



#23 MIKE JIRSCHLE • BENCH COACH

- Mike Jirschele enters his first season as the Bench Coach for Northwest Arkansas after spending last season in the same role for Manager Chris Widger in Quad Cities.
- He served as a Special Assistant to the General Manager in 2020 and was on the Royals coaching staff as the Third Base Coach from 2014-19 and won the World Series in 2015.
- Jirschele previously managed the Triple-A Omaha franchise for 11 seasons (2003-13), leading the team to four division titles, three-straight trips to the Pacific Coast League championship round (2011-13), two PCL titles (2011, 2013) and a Triple-A Championship in 2013.
- He earned the 2011 Mike Coolbaugh Award for outstanding baseball work ethic, knowledge of the game and skill in mentoring young players on the field.
- Prior to his 11-year stint with Omaha, he served as the Royals Minor League Infield Coordinator for four years (1998-2002), while he held managerial positions with Omaha (1995-97), Wilmington (1994), Rockford (1993) and the Gulf Coast Royals (1992).
- Jirschele was originally selected by the Texas Rangers in the fifth round of the 1977 MLB Draft and played in 999 minor league games over 13-plus seasons in the Rangers and Royals systems.



DANNY ACCOLA • CERTIFIED ATHLETIC TRAINER

- Danny Accola is entering his seventh season with the Royals organization and first as the certified athletic trainer with the Naturals, after serving in the same role with the Quad Cities in 2021.
- He was slated to serve in that role with Wilmington in 2020 and previously filled those roles with Lexington in 2019, Burlington from 2017-18 and with Surprise in 2016.
- Accola graduated from the University of Central Missouri in 2014 and previously held an athletic training internship with the Denver Broncos in 2013.



C.J. MIKKELSEN • STRENGTH & CONDITIONING COACH

- C.J. Mikkelsen will serve as the Northwest Arkansas Strength & Conditioning Coach for the second consecutive season, after being slated to fill that same role at Idaho Falls in 2020.
- He graduated in December 2019 with a master's degree in sports physiology from Texas A&M University, where he also worked as a Sports Performance Graduate Intern.
- Mikkelsen earned his bachelor's degree in exercise and wellness from Arizona State University in 2016. He resides in Desert Hills, Arizona.



DREW EPPERSON
VIDEO COORDINATOR



MITCH MEYER
VIDEO COORDINATOR



Dante Biasi - Pitching - Stat Splits - 2022 - Regular Season

| Split | Team | W | L | ERA | G | GS | CG | SHO | SV | IP | H | R | ER | HR | HB | BB | IBB | SO | WHIP | AVG | AB | WP | BK | GIDP | TBF | NP-S |
|---------------------------|------|---|---|------|----|----|----|-----|----|------|----|----|----|----|----|----|-----|----|------|------|-----|----|----|------|-----|-----------|
| Home Games | NWA | 3 | 0 | 3.50 | 5 | 2 | 0 | 0 | 0 | 18.0 | 15 | 7 | 7 | 1 | 0 | 8 | 0 | 14 | 1.28 | .224 | 67 | 1 | 1 | 1 | 76 | 322 - 193 |
| Away Games | NWA | 1 | 0 | 4.96 | 5 | 2 | 0 | 0 | 0 | 16.1 | 15 | 11 | 9 | 1 | 0 | 13 | 0 | 22 | 1.71 | .246 | 61 | 1 | 0 | 1 | 75 | 319 - 180 |
| Day Games | NWA | 2 | 0 | 1.59 | 3 | 1 | 0 | 0 | 0 | 11.1 | 5 | 2 | 2 | 1 | 0 | 4 | 0 | 6 | 0.79 | .132 | 38 | 0 | 1 | 1 | 42 | 183 - 112 |
| Night Games | NWA | 2 | 0 | 5.48 | 7 | 3 | 0 | 0 | 0 | 23.0 | 25 | 16 | 14 | 1 | 0 | 17 | 0 | 30 | 1.83 | .278 | 90 | 2 | 0 | 1 | 109 | 458 - 261 |
| On Grass | NWA | 4 | 0 | 4.19 | 10 | 4 | 0 | 0 | 0 | 34.1 | 30 | 18 | 16 | 2 | 0 | 21 | 0 | 36 | 1.49 | .234 | 128 | 2 | 1 | 2 | 151 | 641 - 373 |
| April | NWA | 1 | 0 | 4.50 | 4 | 2 | 0 | 0 | 0 | 14.0 | 15 | 7 | 7 | 1 | 0 | 8 | 0 | 13 | 1.64 | .268 | 56 | 1 | 0 | 0 | 65 | 264 - 146 |
| May | NWA | 2 | 0 | 5.28 | 5 | 1 | 0 | 0 | 0 | 15.1 | 14 | 11 | 9 | 1 | 0 | 10 | 0 | 19 | 1.57 | .246 | 57 | 1 | 0 | 1 | 68 | 297 - 176 |
| June | NWA | 1 | 0 | 0.00 | 1 | 1 | 0 | 0 | 0 | 5.0 | 1 | 0 | 0 | 0 | 0 | 3 | 0 | 4 | 0.80 | .067 | 15 | 0 | 1 | 1 | 18 | 80 - 51 |
| On Tuesdays | NWA | 2 | 0 | 7.88 | 3 | 0 | 0 | 0 | 0 | 8.0 | 10 | 7 | 7 | 1 | 0 | 3 | 0 | 7 | 1.63 | .286 | 35 | 2 | 0 | 0 | 38 | 152 - 92 |
| On Thursdays | NWA | 1 | 0 | 4.00 | 2 | 2 | 0 | 0 | 0 | 9.0 | 6 | 4 | 4 | 0 | 0 | 6 | 0 | 11 | 1.33 | .200 | 30 | 0 | 1 | 2 | 36 | 161 - 97 |
| On Fridays | NWA | 0 | 0 | 4.76 | 2 | 1 | 0 | 0 | 0 | 5.2 | 9 | 5 | 3 | 0 | 0 | 4 | 0 | 6 | 2.29 | .375 | 24 | 0 | 0 | 0 | 30 | 129 - 75 |
| On Saturdays | NWA | 1 | 0 | 0.00 | 2 | 1 | 0 | 0 | 0 | 8.1 | 3 | 0 | 0 | 0 | 0 | 7 | 0 | 11 | 1.20 | .111 | 27 | 0 | 0 | 0 | 34 | 140 - 77 |
| On Sundays | NWA | 0 | 0 | 5.40 | 1 | 0 | 0 | 0 | 0 | 3.1 | 2 | 2 | 2 | 1 | 0 | 1 | 0 | 1 | 0.90 | .167 | 12 | 0 | 0 | 0 | 13 | 59 - 32 |
| In games following a win | NWA | 1 | 0 | 3.27 | 3 | 2 | 0 | 0 | 0 | 11.0 | 10 | 4 | 4 | 0 | 0 | 6 | 0 | 12 | 1.45 | .244 | 41 | 0 | 0 | 1 | 47 | 191 - 108 |
| In games following a loss | NWA | 3 | 0 | 3.38 | 6 | 2 | 0 | 0 | 0 | 21.1 | 16 | 10 | 8 | 1 | 0 | 14 | 0 | 22 | 1.41 | .208 | 77 | 1 | 1 | 1 | 93 | 407 - 240 |
| Starter | NWA | 1 | 0 | 3.24 | 4 | 4 | 0 | 0 | 0 | 16.2 | 15 | 6 | 6 | 0 | 0 | 11 | 0 | 19 | 1.56 | .250 | 60 | 0 | 1 | 2 | 72 | 301 - 173 |
| Reliever | NWA | 3 | 0 | 5.09 | 6 | 0 | 0 | 0 | 0 | 17.2 | 15 | 12 | 10 | 2 | 0 | 10 | 0 | 17 | 1.42 | .221 | 68 | 2 | 0 | 0 | 79 | 340 - 200 |

Dante Biasi - Opposing Hitting - Stat Splits - 2022 - Regular Season

| Split | Team | AVG | G | AB | R | H | 2B | 3B | HR | RBI | BB | IBB | SO | SB | CS | OBP | SLG | OPS | HBP | SAC | SF | GIDP |
|----------------------|------|------|----|-----|----|---|----|----|----|-----|----|-----|----|----|----|-------|-------|-------|-----|-----|----|------|
| vs Left | NWA | .256 | 10 | 39 | 10 | 2 | 0 | 2 | 7 | 10 | 0 | 11 | | | | .408 | .462 | .870 | 0 | 0 | 0 | 1 |
| vs Right | NWA | .225 | 10 | 89 | 20 | 6 | 0 | 0 | 10 | 11 | 0 | 25 | | | | .304 | .292 | .596 | 0 | 0 | 2 | 1 |
| Team is ahead | NWA | .228 | 8 | 79 | 18 | 4 | 0 | 1 | 11 | 12 | 0 | 19 | | | | .323 | .316 | .639 | 0 | 0 | 2 | 1 |
| Team is behind | NWA | .217 | 3 | 23 | 5 | 2 | 0 | 1 | 5 | 3 | 0 | 5 | | | | .308 | .435 | .743 | 0 | 0 | 0 | 1 |
| Score is tied | NWA | .269 | 5 | 26 | 7 | 2 | 0 | 0 | 1 | 6 | 0 | 12 | | | | .406 | .346 | .752 | 0 | 0 | 0 | 0 |
| Batting First | NWA | .071 | 10 | 14 | 1 | 0 | 0 | 0 | 0 | 3 | 0 | 3 | | | | .235 | .071 | .306 | 0 | 0 | 0 | 1 |
| Batting Second | NWA | .385 | 10 | 13 | 5 | 2 | 0 | 0 | 2 | 2 | 0 | 3 | | | | .467 | .538 | 1.005 | 0 | 0 | 0 | 0 |
| Batting Third | NWA | .231 | 10 | 13 | 3 | 0 | 0 | 0 | 0 | 2 | 0 | 6 | | | | .333 | .231 | .564 | 0 | 0 | 0 | 0 |
| Batting Fourth | NWA | .188 | 10 | 16 | 3 | 0 | 0 | 0 | 1 | 1 | 0 | 5 | | | | .235 | .188 | .423 | 0 | 0 | 0 | 1 |
| Batting Fifth | NWA | .267 | 10 | 15 | 4 | 2 | 0 | 1 | 2 | 3 | 0 | 2 | | | | .389 | .600 | .989 | 0 | 0 | 0 | 0 |
| Batting Sixth | NWA | .467 | 10 | 15 | 7 | 1 | 0 | 1 | 4 | 2 | 0 | 2 | | | | .529 | .733 | 1.262 | 0 | 0 | 0 | 0 |
| Batting Seventh | NWA | .231 | 10 | 13 | 3 | 1 | 0 | 0 | 1 | 4 | 0 | 4 | | | | .412 | .308 | .720 | 0 | 0 | 0 | 0 |
| Batting Eighth | NWA | .133 | 10 | 15 | 2 | 1 | 0 | 0 | 4 | 1 | 0 | 7 | | | | .167 | .200 | .367 | 0 | 0 | 2 | 0 |
| Batting Ninth | NWA | .143 | 10 | 14 | 2 | 1 | 0 | 0 | 3 | 3 | 0 | 4 | | | | .294 | .214 | .508 | 0 | 0 | 0 | 0 |
| Leading Off | NWA | .207 | 10 | 29 | 6 | 3 | 0 | 0 | 0 | 5 | 0 | 6 | | | | .324 | .310 | .634 | 0 | 0 | 0 | 0 |
| First Inning | NWA | .154 | 4 | 13 | 0 | 2 | 0 | 0 | 0 | 1 | 0 | 6 | 0 | 0 | 0 | .214 | .154 | .368 | 0 | 0 | 0 | 0 |
| Second Inning | NWA | .391 | 6 | 23 | 4 | 9 | 3 | 0 | 0 | 4 | 4 | 0 | 7 | 0 | 0 | .481 | .522 | 1.003 | 0 | 0 | 0 | 1 |
| Third Inning | NWA | .190 | 6 | 21 | 3 | 4 | 1 | 0 | 0 | 2 | 5 | 0 | 8 | 1 | 1 | .333 | .238 | .571 | 0 | 0 | 1 | 0 |
| Fourth Inning | NWA | .200 | 5 | 15 | 2 | 3 | 1 | 0 | 0 | 2 | 7 | 0 | 4 | 1 | 0 | .435 | .267 | .702 | 0 | 0 | 1 | 1 |
| Fifth Inning | NWA | .273 | 5 | 22 | 5 | 6 | 1 | 0 | 1 | 5 | 1 | 0 | 5 | 0 | 0 | .304 | .455 | .759 | 0 | 0 | 0 | 0 |
| Sixth Inning | NWA | .188 | 5 | 16 | 2 | 3 | 2 | 0 | 0 | 2 | 2 | 0 | 4 | 0 | 0 | .278 | .313 | .591 | 0 | 0 | 0 | 0 |
| Seventh Inning | NWA | .182 | 3 | 11 | 1 | 2 | 0 | 0 | 0 | 1 | 1 | 0 | 1 | 1 | 0 | .250 | .182 | .432 | 0 | 0 | 0 | 0 |
| Eighth Inning | NWA | .250 | 1 | 4 | 1 | 1 | 0 | 0 | 1 | 1 | 0 | 0 | 1 | 0 | 0 | .250 | 1.000 | 1.250 | 0 | 0 | 0 | 0 |
| Ninth Inning | NWA | .000 | 1 | 3 | 0 | 0 | 0 | 0 | 0 | 0 | 0 | 0 | 0 | 0 | 0 | .000 | .000 | .000 | 0 | 0 | 0 | 0 |
| Bases Empty | NWA | .226 | 10 | 62 | 14 | 4 | 0 | 1 | 1 | 14 | 0 | 15 | | | | .368 | .339 | .707 | 0 | 0 | 0 | 0 |
| Runner at 1st | NWA | .250 | 10 | 24 | 6 | 2 | 0 | 0 | 1 | 3 | 0 | 5 | | | | .333 | .333 | .666 | 0 | 0 | 0 | 2 |
| Runner at 2nd | NWA | .214 | 7 | 14 | 3 | 1 | 0 | 1 | 4 | 2 | 0 | 5 | | | | .313 | .500 | .813 | 0 | 0 | 0 | 0 |
| Runner at 3rd | NWA | .200 | 4 | 5 | 1 | 0 | 0 | 0 | 1 | 0 | 0 | 2 | | | | .200 | .200 | .400 | 0 | 0 | 0 | 0 |
| Runners at 1st & 2nd | NWA | .167 | 6 | 12 | 2 | 1 | 0 | 0 | 2 | 1 | 0 | 6 | | | | .231 | .250 | .481 | 0 | 0 | 0 | 0 |
| Runners at 1st & 3rd | NWA | .667 | 4 | 3 | 2 | 0 | 0 | 0 | 3 | 0 | 0 | 0 | | | | .500 | .667 | 1.167 | 0 | 0 | 1 | 0 |
| Runners at 2nd & 3rd | NWA | .500 | 3 | 4 | 2 | 0 | 0 | 0 | 3 | 0 | 0 | 1 | | | | .500 | .500 | 1.000 | 0 | 0 | 0 | 0 |
| Bases Loaded | NWA | .000 | 3 | 4 | 0 | 0 | 0 | 0 | 0 | 2 | 1 | 0 | 2 | | | .167 | .000 | .167 | 0 | 0 | 1 | 0 |
| Runners On | NWA | .242 | 10 | 66 | 16 | 4 | 0 | 1 | 16 | 7 | 0 | 21 | | | | .307 | .348 | .655 | 0 | 0 | 2 | 2 |
| Scoring Position | NWA | .238 | 10 | 42 | 10 | 2 | 0 | 1 | 15 | 4 | 0 | 16 | | | | .292 | .357 | .649 | 0 | 0 | 2 | 0 |
| No Outs | NWA | .298 | 10 | 47 | 14 | 6 | 0 | 1 | 7 | 6 | 0 | 10 | | | | .377 | .489 | .866 | 0 | 0 | 0 | 1 |
| One Out | NWA | .256 | 10 | 43 | 11 | 1 | 0 | 1 | 7 | 11 | 0 | 14 | | | | .393 | .349 | .742 | 0 | 0 | 2 | 1 |
| Two Outs | NWA | .132 | 10 | 38 | 5 | 1 | 0 | 0 | 3 | 4 | 0 | 12 | | | | .214 | .158 | .372 | 0 | 0 | 0 | 0 |
| Late / Close | NWA | .250 | 1 | 4 | 1 | 0 | 0 | 0 | 0 | 0 | 0 | 0 | | | | .250 | .250 | .500 | 0 | 0 | 0 | 0 |
| Ahead in Count | NWA | .140 | 10 | 43 | 6 | 2 | 0 | 1 | 4 | 0 | 0 | 22 | | | | .140 | .256 | .396 | 0 | 0 | 0 | 1 |
| Behind in Count | NWA | .278 | 10 | 54 | 15 | 5 | 0 | 1 | 7 | 21 | 0 | 8 | | | | .474 | .426 | .900 | 0 | 0 | 1 | 0 |
| 0-0 Count | NWA | .364 | 7 | 11 | 4 | 1 | 0 | 0 | 3 | 0 | 0 | 0 | | | | .364 | .455 | .819 | 0 | 0 | 0 | 0 |
| 0-1 Count | NWA | .143 | 6 | 7 | 1 | 1 | 0 | 0 | 0 | 0 | 0 | 0 | | | | .143 | .286 | .429 | 0 | 0 | 0 | 0 |
| 0-2 Count | NWA | .182 | 7 | 11 | 2 | 0 | 0 | 1 | 2 | 0 | 0 | 5 | | | | .182 | .455 | .637 | 0 | 0 | 0 | 0 |
| 1-0 Count | NWA | .583 | 6 | 12 | 7 | 1 | 0 | 0 | 2 | 0 | 0 | 0 | | | | .538 | .667 | 1.205 | 0 | 0 | 1 | 0 |
| 1-1 Count | NWA | .571 | 6 | 7 | 4 | 0 | 0 | 0 | 2 | 0 | 0 | 0 | | | | .571 | .571 | 1.142 | 0 | 0 | 0 | 1 |
| 1-2 Count | NWA | .120 | 7 | 25 | 3 | 1 | 0 | 0 | 2 | 0 | 0 | 17 | | | | .120 | .160 | .280 | 0 | 0 | 0 | 1 |
| 2-0 Count | NWA | .167 | 5 | 6 | 1 | 0 | 0 | 0 | 1 | 0 | 0 | 0 | | | | .167 | .167 | .334 | 0 | 0 | 0 | 0 |
| 2-1 Count | NWA | .300 | 8 | 10 | 3 | 2 | 0 | 0 | 1 | 0 | 0 | 0 | | | | .300 | .500 | .800 | 0 | 0 | 0 | 0 |
| 2-2 Count | NWA | .077 | 9 | 13 | 1 | 0 | 0 | 0 | 1 | 0 | 0 | 6 | | | | .071 | .077 | .148 | 0 | 0 | 1 | 0 |
| 3-0 Count | NWA | .000 | 5 | 0 | 0 | 0 | 0 | 0 | 0 | 5 | 0 | 0 | | | | 1.000 | .000 | 1.000 | 0 | 0 | 0 | 0 |
| 3-1 Count | NWA | .000 | 8 | 2 | 0 | 0 | 0 | 0 | 0 | 8 | 0 | 0 | | | | .800 | .000 | .800 | 0 | 0 | 0 | 0 |
| 3-2 Count | NWA | .167 | 10 | 24 | 4 | 2 | 0 | 1 | 3 | 8 | 0 | 8 | | | | .375 | .375 | .750 | 0 | 0 | 0 | 0 |
| Pitcher | NWA | .234 | 10 | 128 | 30 | 8 | 0 | 2 | 17 | 21 | 0 | 36 | | | | .338 | .344 | .682 | 0 | 0 | 2 | 2 |



#38 DANTE BIASI

BORN: December 4, 1997 in Wilkes Barre, Penn. (Age 24)**HEIGHT/WEIGHT:** 6'0" / 200 lbs**SEASON WITH NATURALS:** 1st Season**DRAFT:** Round 6 - 2019 (Kansas City Royals)**COLLEGE:** Pennsylvania State University (State College, PA)**HIGH SCHOOL:** Hazleton High School (Hazleton, PA)

SCOUTING REPORT

FASTBALL: Runs in the mid-90's**SLIDER:** Has above-average potential**CHANGEUP:** Improving secondary offering**CUTTER**

2022 SEASON

- His first two appearances this season (4/12 vs. WCH and 4/17 vs. WCH) were out of the bullpen, piggybacking starter Asa Lacy ... after allowing 3 runs in the 5th inning on 4/12, pitched two scoreless innings and retired the last five batters he faced, was awarded the win ... pitched the final 3.1 innings on 4/17, relieving Lacy.
- Made three starts from end of April to start of May, first a spot start 4/23 @ FRI, in Lacy's spot ... outdueled Jack Leiter, throwing 4.0 scoreless with 4 strikeouts ... also started 4/29 vs. AMA and 5/5 @ SPR, throwing career-high 81 pitches.
- Next four appearances have come out of the bullpen, including wins on 5/10 vs. WCH and 5/21 @ ARK ... threw season-high 4.1 innings on 5/21, tying season high with seven strikeouts, not allowing a hit or run.
- Returned to rotation 6/2 vs. CC, threw 5.0 scoreless innings, allowed just one hit and struck out four,

CAREER NOTES

2021

- Spent the entire season with Quad Cities (A+), going 5-2 with two saves across 24 games (six starts) with a 3.77 ERA (30 ER in 71.2 IP) and 84 strikeouts ... after his first 16 appearances of the year all came in relief, six of his last eight were starts, including four straight to end the year (8/26 to 9/19).
- His best month of the season came in July, as he pitched in 7 games with a 1.50 ERA (3 ER in 18.0 IP) with 23 strikeouts ... all four runs (three earned) came in the same outing (July 11 at Wisconsin), but the other six appearances represented 6 of 10 scoreless outings in his season.
- Struck out at least two batters in 22 of 24 games, including five of five or more.
- While he threw more innings out of the bullpen, his numbers as a starter and reliever were not far apart ... across six starts, he went 0-1 with a 3.92 ERA (9 ER in 20.2 IP) with 23 strikeouts (10.02 K/9), 4 walks (5.75 K/BB), a 1.02 WHIP and .215 opponents' average ... in 18 relief outings, he went 5-1 with a 3.71 ERA (21 ER in 51.0 IP) with 61 strikeouts (10.76 K/9), 29 walks (2.10 K/BB), a 1.27 WHIP and .198 opponents' average.
- Started Game 3 of the High-A Central Championship Series against Cedar Rapids on September 24 and took the loss, allowing two runs on five hits in 2.2 innings, while striking out five in the 8-4 loss to the Kernels at home.

2022

- Pitched in seven games for Burlington (R), going 1-0 with a 2.50 ERA (5 ER in 18.0 IP) and 24 strikeouts to just three walks in his professional debut.
- Pitched 2.0 scoreless innings in his pro debut on June 24 against Kingsport, not allowing a walk or hit while striking out four of the seven batters he faced ... ended his season with back-to-back scoreless outings (5.0 innings), on 7/26 and 8/2 with seven combined strikeouts, including three perfect innings on July 26 at Princeton (TBR).

COLLEGE (2017-2019)

- Attended Pennsylvania State University, where he was a vital member of the Nittany Lions (Big Ten) starting rotation his last two years on campus after redshirting his first year ... across 28 games (27 starts), went 6-12 with a 3.76 ERA (57 ER in 136.1 IP) while striking out 153 and walking just 69.
- RS-SOPHOMORE (2019): Pitched in 14 games (all starts) and cut his earned run average by more than half, dropping to 2.55 ERA (21 ER in 74.0 IP) and doubling his strikeout total exactly, to 102 strikeouts while walking fewer batters as well (33) ... best outing of his career in State College came on 3/15 against UMass Lowell, as he pitched a career-high 7.0 innings of one-run baseball, allowing just three hits and two walks while striking out a career-best 13 and earning his second of three wins on the season.
- RS-FRESHMAN (2018): Pitched in 14 games (13 starts) with a 5.20 ERA (36 ER in 62.1 IP) and 51 strikeouts ... tied for the team lead with 3 wins, while second on the club in ERA, innings pitched, starts and strikeouts.
- FRESHMAN (2017): Missed the entire season due to injury, underwent Tommy John surgery and used his redshirt year.

MISCELLANEOUS

- 2016: Graduated from Hazleton Area High School, where he earned two letters for baseball as a pitcher and first baseman ... was rated as the fifth-best player in Pennsylvania, 26th-best LHP nationally and No. 241 overall by Perfect Game ... as a senior, was the captain of both the baseball and basketball teams.
- Was drafted out of high school by the Cubs in the 22nd round of the 2016 MLB Draft but elected to attend Penn State.
- Brother, Sal, also played baseball at Penn State, was drafted by the Royals in the 11th round in 2017 and was a Baseball America Rookie All-Star in 2017 with Burlington (R) ... Sal was traded by Kansas City to Milwaukee in August 2018, then dealt to Seattle in April 2019, released by the Mariners in 2020 and signed by the White Sox in February 2021, but released in August 2021 and remains a free agent.

SEASON / CAREER HIGHS

| SEASON | CAREER |
|-----------------------------------|---|
| 6/2/2022 vs. Corpus Christi | 5.0 |
| 4/29/2022 vs. Amarillo | 6 |
| Last: 5/17/2022 @ Arkansas | 4, 2x |
| Last: 5/17/2022 @ Arkansas | 4, 2x |
| Last: 5/17/2022 @ Arkansas | 1, 2x |
| 5/21/2022 @ Arkansas | 4 |
| Last: 5/21/2022 @ Arkansas | 7, 2x |
| Last: 6/2/2022 vs. Corpus Christi | 18, 3x |
| 5/5/2022 @ Springfield | 81 |
| 4/17/2022 to 4/23/2022 | 5.2 IP |
| INNINGS PITCHED | 5.0, 2x Last: 6/2/2022 vs. Corpus Christi |
| HITS ALLOWED | 6 4/29/2022 vs. Amarillo |
| RUNS ALLOWED | 5, 2x Last: 5/30/2021 @ Dayton |
| EARNED RUNS ALLOWED | 5 5/30/2021 @ Dayton |
| HOME RUNS ALLOWED | 3 5/25/2021 @ Dayton |
| WALKS ALLOWED | 4, 2x Last: 5/21/2022 @ Arkansas |
| STRIKEOUTS | 7, 5x Last: 5/21/2022 @ Arkansas |
| BATTERS FACED | 19 8/26/2021 vs. Wisconsin |
| NUMBER OF PITCHES | 81 5/5/2022 @ Springfield |
| SCORELESS STREAK | 16.2 IP 7/11/2021 to 8/3/2021 |

BIASI 2022 RUN SUPPORT (STARTS ONLY)

| RUNS SCORED | 0 | 1 | 2 | 3 | 4 | 5 | 6 | 7 | 8 | 9 | 10+ |
|-------------|---|-----|-----|---|---|-----|---|---|---|---|-----|
| Games | | 1 | 1 | | | 2 | | | | | |
| PLAYER W-L | | 0-0 | 0-0 | | | 1-0 | | | | | |
| Team W-L | | 1-0 | 1-0 | | | 2-0 | | | | | |

2022 GAME-BY-GAME (NORTHWEST ARKANSAS, AA)

| DATE | OPPONENT | RES | LEFT GAME | DEC | IP | H | R | ER | HR | HB | BB | SO | BF | NP-5 |
|---------------------|--------------------|---------------------------------------|----------------------|-------------|-----------|-----------|----------|----------|----------|-----------|-----------|-----------|------------|------------|
| 4/12 | vs. Wichita * | W, 8-6 | End 7th, winning 8-3 | W | 3.0 | 4 | 3 | 3 | 0 | 0 | 2 | 4 | 16 | 65-38 |
| 4/17 | vs. Wichita * | L, 5-1 | End 9th, losing 3-1 | - | 3.1 | 2 | 2 | 2 | 1 | 0 | 1 | 1 | 13 | 59-32 |
| 4/23 | @ Frisco | W, 12-4 | End 4th, winning 5-0 | - | 4.0 | 3 | 0 | 0 | 0 | 0 | 3 | 4 | 18 | 66-33 |
| 4/29 | vs. Amarillo | W, 8-7 | Top 4th, tied 2-2 | - | 3.2 | 6 | 2 | 2 | 0 | 0 | 2 | 4 | 18 | 74-43 |
| APRIL TOTALS | | 4.50 ERA / 0.64 WHIP / 268 AVG | 1-0 | 14.0 | 15 | 7 | 7 | 1 | 0 | 8 | 13 | 65 | 264 | 146 |
| 5/5 | @ Springfield | W, 9-6 | End 4th, losing 4-1 | - | 4.0 | 5 | 4 | 4 | 0 | 0 | 3 | 7 | 18 | 81-46 |
| 5/10 | vs. Wichita * | W, 7-4 | End 7th, winning 6-3 | W | 3.0 | 2 | 0 | 0 | 0 | 0 | 0 | 1 | 11 | 44-29 |
| 5/17 | @ Arkansas * | L, 7-6 (10) | End 6th, winning 5-4 | - | 2.0 | 4 | 4 | 4 | 1 | 0 | 1 | 2 | 11 | 43-25 |
| 5/21 | @ Arkansas * | W, 11-4 | End 6th, winning 9-4 | W | 4.1 | 0 | 0 | 0 | 0 | 0 | 4 | 7 | 16 | 74-44 |
| 5/27 | @ Midland * | W, 14-6 | End 3rd, winning 9-4 | - | 2.0 | 3 | 3 | 1 | 0 | 0 | 2 | 2 | 12 | 55-32 |
| MAY TOTALS | | 5.28 ERA / 1.57 WHIP / 246 AVG | 2-0 | 15.1 | 14 | 11 | 9 | 1 | 0 | 10 | 19 | 68 | 297 | 176 |
| 6/2 | vs. Corpus Christi | W, 8-2 | End 5th, winning 5-0 | W | 5.0 | 1 | 0 | 0 | 0 | 0 | 3 | 4 | 18 | 80-51 |

* Indicates Relief Appearance

2022 BIASI BATTED BALL STATISTICS

| BABIP | GB/FB | LD% | GB% | FB% | IFFB% | HR/FB | Pull% | Cent% | Oppo% | SwStr% |
|-------|-------|-------|-------|-------|-------|-------|-------|-------|-------|--------|
| .304 | 0.85 | 21.3% | 36.2% | 42.6% | 20.0% | 5.0% | 36.8% | 32.6% | 30.5% | 11.5% |

BIASI vs. TULSA IN 2022

| W | L | ERA | G | GS | CG | SHO | GF | HLD | SV | SVO | IP | H | R | ER | HR | HB | BB | IBB | SO | AVG | WHIP |
|---|---|-----|---|----|----|-----|----|-----|----|-----|----|---|---|----|----|----|----|-----|----|-----|------|
|---|---|-----|---|----|----|-----|----|-----|----|-----|----|---|---|----|----|----|----|-----|----|-----|------|

BIASI vs. TULSA HITTERS IN 2022

| PLAYER | AVG | AB | H | 2B | 3B | HR | RBI | BB | SO | PLAYER | AVG | AB | H | 2B | 3B | HR | RBI | BB | SO |
|--------|-----|----|---|----|----|----|-----|----|----|--------|-----|----|---|----|----|----|-----|----|----|
| | | | | | | | | | | | | | | | | | | | |
| | | | | | | | | | | | | | | | | | | | |
| | | | | | | | | | | | | | | | | | | | |
| | | | | | | | | | | | | | | | | | | | |

MINOR LEAGUE CAREER

| SEASON | TEAM | W | L | ERA | G | GS | CG | SHO | SV | SV | IP | H | R | ER | HR | HB | BB | IBB | SO | WHIP | AVG | AB | WP | BK | GIDP | TBF | NP-5 |
|--------------|------------------|-----------|----------|-------------|-----------|-----------|----------|----------|----------|----------|---------------------------------------|-----------|-----------|-----------|-----------|----------|-----------|----------|------------|-------------|-------------|------------|----------|----------|----------|------------|------------------|
| 2019 | Burlington (R) | 1 | 0 | 2.50 | 7 | 0 | 0 | 0 | 0 | 0 | 18.0 | 13 | 5 | 5 | 3 | 1 | 3 | 0 | 24 | 0.89 | .200 | 65 | 0 | 0 | 1 | 69 | 288-193 |
| 2020 | | | | | | | | | | | Did not play (no minor league season) | | | | | | | | | | | | | | | | |
| 2021 | Quad Cities (A+) | 5 | 2 | 3.77 | 24 | 6 | 0 | 0 | 2 | 2 | 71.2 | 53 | 35 | 30 | 9 | 5 | 33 | 0 | 84 | 1.20 | .203 | 261 | 3 | 1 | 4 | 301 | 1210-761 |
| 2022 | NW Arkansas (AA) | 4 | 0 | 4.19 | 10 | 4 | 0 | 0 | 0 | 0 | 34.1 | 30 | 18 | 16 | 2 | 0 | 21 | 0 | 36 | 1.49 | .234 | 128 | 2 | 1 | 2 | 151 | 641-373 |
| TOTAL | | 10 | 2 | 3.70 | 41 | 10 | 0 | 0 | 2 | 2 | 124.0 | 96 | 58 | 51 | 14 | 6 | 57 | 0 | 144 | 1.23 | .211 | 454 | 5 | 2 | 7 | 521 | 2139-1327 |



Anthony Veneziano - Pitching - Stat Splits - 2022 - Regular Season

| Split | Team | W | L | ERA | G | GS | CG | SHO | SV | IP | H | R | ER | HR | HB | BB | IBB | SO | WHIP | AVG | AB | WP | BK | GIDP | TBF | NP-S |
|---------------------------|------|---|---|-------|----|----|----|-----|----|------|----|----|----|----|----|----|-----|----|------|------|-----|----|----|------|-----|-----------|
| Home Games | NWA | 1 | 1 | 5.09 | 4 | 3 | 0 | 0 | 0 | 17.2 | 20 | 10 | 10 | 3 | 0 | 7 | 0 | 19 | 1.53 | .282 | 71 | 1 | 0 | 0 | 79 | 305 - 187 |
| Away Games | NWA | 0 | 3 | 9.78 | 6 | 6 | 0 | 0 | 0 | 19.1 | 25 | 21 | 21 | 6 | 0 | 21 | 0 | 16 | 2.38 | .313 | 80 | 0 | 0 | 2 | 101 | 407 - 232 |
| Day Games | NWA | 0 | 0 | 4.15 | 1 | 1 | 0 | 0 | 0 | 4.1 | 5 | 2 | 2 | 1 | 0 | 3 | 0 | 3 | 1.85 | .278 | 18 | 0 | 0 | 0 | 21 | 88 - 52 |
| Night Games | NWA | 1 | 4 | 7.99 | 9 | 8 | 0 | 0 | 0 | 32.2 | 40 | 29 | 29 | 8 | 0 | 25 | 0 | 32 | 1.99 | .301 | 133 | 1 | 0 | 2 | 159 | 624 - 367 |
| On Grass | NWA | 1 | 4 | 7.54 | 10 | 9 | 0 | 0 | 0 | 37.0 | 45 | 31 | 31 | 9 | 0 | 28 | 0 | 35 | 1.97 | .298 | 151 | 1 | 0 | 2 | 180 | 712 - 419 |
| April | NWA | 1 | 3 | 12.71 | 4 | 4 | 0 | 0 | 0 | 11.1 | 20 | 16 | 16 | 4 | 0 | 11 | 0 | 7 | 2.74 | .385 | 52 | 0 | 0 | 0 | 64 | 249 - 144 |
| May | NWA | 0 | 1 | 6.10 | 5 | 4 | 0 | 0 | 0 | 20.2 | 22 | 14 | 14 | 5 | 0 | 14 | 0 | 18 | 1.74 | .272 | 81 | 0 | 0 | 2 | 95 | 377 - 223 |
| June | NWA | 0 | 0 | 1.80 | 1 | 1 | 0 | 0 | 0 | 5.0 | 3 | 1 | 1 | 0 | 0 | 3 | 0 | 10 | 1.20 | .167 | 18 | 1 | 0 | 0 | 21 | 86 - 52 |
| On Tuesdays | NWA | 0 | 1 | 27.00 | 1 | 1 | 0 | 0 | 0 | 1.2 | 4 | 5 | 5 | 0 | 0 | 4 | 0 | 2 | 4.80 | .444 | 9 | 0 | 0 | 0 | 13 | 62 - 33 |
| On Wednesdays | NWA | 1 | 0 | 5.40 | 1 | 1 | 0 | 0 | 0 | 5.0 | 6 | 3 | 3 | 1 | 0 | 1 | 0 | 2 | 1.40 | .300 | 20 | 0 | 0 | 0 | 22 | 77 - 52 |
| On Thursdays | NWA | 0 | 1 | 23.63 | 1 | 1 | 0 | 0 | 0 | 2.2 | 8 | 7 | 7 | 2 | 0 | 2 | 0 | 3 | 3.75 | .500 | 16 | 0 | 0 | 0 | 18 | 63 - 39 |
| On Fridays | NWA | 0 | 1 | 5.63 | 2 | 2 | 0 | 0 | 0 | 8.0 | 9 | 5 | 5 | 1 | 0 | 6 | 0 | 12 | 1.88 | .281 | 32 | 1 | 0 | 0 | 38 | 158 - 89 |
| On Saturdays | NWA | 0 | 1 | 7.84 | 3 | 2 | 0 | 0 | 0 | 10.1 | 11 | 9 | 9 | 4 | 0 | 9 | 0 | 10 | 1.94 | .268 | 41 | 0 | 0 | 1 | 50 | 197 - 116 |
| On Sundays | NWA | 0 | 0 | 1.93 | 2 | 2 | 0 | 0 | 0 | 9.1 | 7 | 2 | 2 | 1 | 0 | 6 | 0 | 6 | 1.39 | .212 | 33 | 0 | 0 | 1 | 39 | 155 - 90 |
| In games following a win | NWA | 0 | 3 | 7.45 | 8 | 7 | 0 | 0 | 0 | 29.0 | 33 | 24 | 24 | 7 | 0 | 24 | 0 | 31 | 1.97 | .282 | 117 | 1 | 0 | 2 | 141 | 563 - 330 |
| In games following a loss | NWA | 1 | 1 | 7.88 | 2 | 2 | 0 | 0 | 0 | 8.0 | 12 | 7 | 7 | 2 | 0 | 4 | 0 | 4 | 2.00 | .353 | 34 | 0 | 0 | 0 | 39 | 149 - 89 |
| Starter | NWA | 1 | 4 | 8.07 | 9 | 9 | 0 | 0 | 0 | 32.1 | 40 | 29 | 29 | 8 | 0 | 28 | 0 | 30 | 2.10 | .303 | 132 | 1 | 0 | 2 | 161 | 642 - 373 |
| Reliever | NWA | 0 | 0 | 3.86 | 1 | 0 | 0 | 0 | 0 | 4.2 | 5 | 2 | 2 | 1 | 0 | 0 | 0 | 5 | 1.07 | .263 | 19 | 0 | 0 | 0 | 19 | 70 - 46 |

Anthony Veneziano - Opposing Hitting - Stat Splits - 2022 - Regular Season

| Split | Team | AVG | G | AB | R | H | 2B | 3B | HR | RBI | BB | IBB | SO | SB | CS | OBP | SLG | OPS | HBP | SAC | SF | GIDP |
|----------------------|------|-------|----|-----|----|----|----|----|----|-----|----|-----|----|----|----|-------|-------|-------|-----|-----|----|------|
| vs Left | NWA | .280 | 10 | 50 | 14 | 1 | 0 | 2 | 8 | 7 | 0 | 11 | | | | .368 | .420 | .788 | 0 | 0 | 0 | 1 |
| vs Right | NWA | .307 | 10 | 101 | 31 | 10 | 1 | 7 | 23 | 21 | 0 | 24 | | | | .423 | .634 | 1.057 | 0 | 0 | 1 | 1 |
| Team is ahead | NWA | .205 | 5 | 44 | 9 | 2 | 0 | 2 | 4 | 7 | 0 | 10 | | | | .314 | .386 | .700 | 0 | 0 | 0 | 1 |
| Team is behind | NWA | .338 | 7 | 68 | 23 | 4 | 1 | 5 | 19 | 10 | 0 | 14 | | | | .423 | .647 | 1.070 | 0 | 0 | 0 | 1 |
| Score is tied | NWA | .333 | 9 | 39 | 13 | 5 | 0 | 2 | 8 | 11 | 0 | 11 | | | | .471 | .615 | 1.086 | 0 | 0 | 1 | 0 |
| Batting First | NWA | .263 | 10 | 19 | 5 | 1 | 0 | 2 | 3 | 4 | 0 | 2 | | | | .391 | .632 | 1.023 | 0 | 0 | 0 | 0 |
| Batting Second | NWA | .263 | 10 | 19 | 5 | 2 | 0 | 1 | 2 | 4 | 0 | 6 | | | | .391 | .526 | .917 | 0 | 0 | 0 | 0 |
| Batting Third | NWA | .238 | 10 | 21 | 5 | 1 | 0 | 0 | 3 | 3 | 0 | 5 | | | | .333 | .286 | .619 | 0 | 0 | 0 | 0 |
| Batting Fourth | NWA | .278 | 10 | 18 | 5 | 2 | 0 | 0 | 2 | 3 | 0 | 5 | | | | .381 | .389 | .770 | 0 | 0 | 0 | 0 |
| Batting Fifth | NWA | .400 | 10 | 15 | 6 | 1 | 0 | 2 | 8 | 4 | 0 | 3 | | | | .526 | .867 | 1.393 | 0 | 0 | 0 | 0 |
| Batting Sixth | NWA | .400 | 10 | 15 | 6 | 1 | 1 | 1 | 4 | 4 | 0 | 2 | | | | .526 | .800 | 1.326 | 0 | 0 | 0 | 0 |
| Batting Seventh | NWA | .286 | 10 | 14 | 4 | 1 | 0 | 1 | 4 | 4 | 0 | 5 | | | | .444 | .571 | 1.015 | 0 | 0 | 0 | 0 |
| Batting Eighth | NWA | .200 | 9 | 15 | 3 | 0 | 0 | 1 | 2 | 1 | 0 | 5 | | | | .235 | .400 | .635 | 0 | 0 | 1 | 1 |
| Batting Ninth | NWA | .400 | 9 | 15 | 6 | 2 | 0 | 1 | 3 | 1 | 0 | 2 | | | | .438 | .733 | 1.171 | 0 | 0 | 0 | 1 |
| Leading Off | NWA | .424 | 10 | 33 | 14 | 4 | 0 | 4 | 4 | 5 | 0 | 6 | | | | .500 | .909 | 1.409 | 0 | 0 | 0 | 0 |
| First Inning | NWA | .257 | 9 | 35 | 8 | 9 | 4 | 0 | 1 | 7 | 12 | 0 | 11 | 5 | 0 | .447 | .457 | .904 | 0 | 0 | 0 | 0 |
| Second Inning | NWA | .290 | 9 | 31 | 5 | 9 | 3 | 0 | 2 | 6 | 8 | 0 | 8 | 1 | 0 | .425 | .581 | 1.006 | 0 | 0 | 1 | 2 |
| Third Inning | NWA | .488 | 8 | 41 | 16 | 20 | 3 | 1 | 5 | 16 | 4 | 0 | 7 | 1 | 1 | .533 | .976 | 1.509 | 0 | 0 | 0 | 0 |
| Fourth Inning | NWA | .143 | 6 | 21 | 1 | 3 | 0 | 0 | 0 | 1 | 2 | 0 | 4 | 1 | 0 | .217 | .143 | .360 | 0 | 0 | 0 | 0 |
| Fifth Inning | NWA | .200 | 6 | 20 | 1 | 4 | 1 | 0 | 1 | 1 | 2 | 0 | 5 | 0 | 0 | .273 | .400 | .673 | 0 | 0 | 0 | 0 |
| Sixth Inning | NWA | .000 | 1 | 3 | 0 | 0 | 0 | 0 | 0 | 0 | 0 | 0 | 0 | 0 | 0 | .000 | .000 | .000 | 0 | 0 | 0 | 0 |
| Bases Empty | NWA | .338 | 10 | 71 | 24 | 6 | 0 | 5 | 5 | 15 | 0 | 14 | | | | .453 | .634 | 1.087 | 0 | 0 | 0 | 0 |
| Runner at 1st | NWA | .235 | 10 | 34 | 8 | 2 | 0 | 3 | 6 | 5 | 0 | 6 | | | | .333 | .559 | .892 | 0 | 0 | 0 | 0 |
| Runner at 2nd | NWA | .278 | 8 | 18 | 5 | 0 | 1 | 0 | 4 | 3 | 0 | 8 | | | | .381 | .389 | .770 | 0 | 0 | 0 | 0 |
| Runner at 3rd | NWA | .375 | 6 | 8 | 3 | 2 | 0 | 0 | 4 | 0 | 0 | 3 | | | | .375 | .625 | 1.000 | 0 | 0 | 0 | 0 |
| Runners at 1st & 2nd | NWA | .167 | 6 | 12 | 2 | 1 | 0 | 0 | 3 | 0 | 0 | 3 | | | | .167 | .250 | .417 | 0 | 0 | 0 | 2 |
| Runners at 1st & 3rd | NWA | .000 | 5 | 3 | 0 | 0 | 0 | 0 | 0 | 2 | 0 | 1 | | | | .400 | .000 | .400 | 0 | 0 | 0 | 0 |
| Runners at 2nd & 3rd | NWA | .500 | 4 | 2 | 1 | 0 | 0 | 0 | 2 | 1 | 0 | 0 | | | | .500 | .500 | 1.000 | 0 | 0 | 1 | 0 |
| Bases Loaded | NWA | .667 | 4 | 3 | 2 | 0 | 0 | 1 | 7 | 2 | 0 | 0 | | | | .800 | 1.667 | 2.467 | 0 | 0 | 0 | 0 |
| Runners On | NWA | .263 | 10 | 80 | 21 | 5 | 1 | 4 | 26 | 13 | 0 | 21 | | | | .362 | .500 | .862 | 0 | 0 | 1 | 2 |
| Scoring Position | NWA | .283 | 10 | 46 | 13 | 3 | 1 | 1 | 20 | 8 | 0 | 15 | | | | .382 | .457 | .839 | 0 | 0 | 1 | 2 |
| No Outs | NWA | .309 | 10 | 55 | 17 | 4 | 0 | 6 | 9 | 8 | 0 | 11 | | | | .397 | .709 | 1.106 | 0 | 0 | 0 | 1 |
| One Out | NWA | .308 | 10 | 52 | 16 | 4 | 1 | 2 | 11 | 9 | 0 | 11 | | | | .403 | .538 | .941 | 0 | 0 | 1 | 1 |
| Two Outs | NWA | .273 | 10 | 44 | 12 | 3 | 0 | 1 | 11 | 11 | 0 | 13 | | | | .418 | .409 | .827 | 0 | 0 | 0 | 0 |
| Ahead in Count | NWA | .163 | 10 | 49 | 8 | 4 | 0 | 1 | 4 | 0 | 0 | 20 | | | | .163 | .306 | .469 | 0 | 0 | 0 | 0 |
| Behind in Count | NWA | .313 | 10 | 48 | 15 | 4 | 1 | 5 | 15 | 28 | 0 | 5 | | | | .558 | .750 | 1.308 | 0 | 0 | 1 | 1 |
| 0-0 Count | NWA | .435 | 8 | 23 | 10 | 1 | 0 | 2 | 4 | 0 | 0 | 0 | | | | .435 | .739 | 1.174 | 0 | 0 | 0 | 1 |
| 0-1 Count | NWA | .375 | 6 | 8 | 3 | 0 | 0 | 1 | 3 | 0 | 0 | 0 | | | | .375 | .750 | 1.125 | 0 | 0 | 0 | 0 |
| 0-2 Count | NWA | .100 | 9 | 20 | 2 | 2 | 0 | 0 | 0 | 0 | 0 | 10 | | | | .100 | .200 | .300 | 0 | 0 | 0 | 0 |
| 1-0 Count | NWA | .333 | 5 | 9 | 3 | 0 | 0 | 2 | 6 | 0 | 0 | 0 | | | | .333 | 1.000 | 1.333 | 0 | 0 | 0 | 0 |
| 1-1 Count | NWA | .571 | 8 | 14 | 8 | 2 | 0 | 0 | 5 | 0 | 0 | 0 | | | | .571 | .714 | 1.285 | 0 | 0 | 0 | 0 |
| 1-2 Count | NWA | .143 | 10 | 21 | 3 | 2 | 0 | 0 | 1 | 0 | 0 | 10 | | | | .143 | .238 | .381 | 0 | 0 | 0 | 0 |
| 2-0 Count | NWA | .500 | 4 | 4 | 2 | 1 | 0 | 1 | 2 | 0 | 0 | 0 | | | | .500 | 1.500 | 2.000 | 0 | 0 | 0 | 0 |
| 2-1 Count | NWA | .273 | 5 | 11 | 3 | 1 | 1 | 0 | 2 | 0 | 0 | 0 | | | | .250 | .545 | .795 | 0 | 0 | 1 | 0 |
| 2-2 Count | NWA | .235 | 8 | 17 | 4 | 0 | 0 | 1 | 3 | 0 | 0 | 10 | | | | .235 | .412 | .647 | 0 | 0 | 0 | 0 |
| 3-0 Count | NWA | 1.000 | 4 | 1 | 1 | 0 | 0 | 0 | 1 | 6 | 0 | 0 | | | | 1.000 | 1.000 | 2.000 | 0 | 0 | 0 | 0 |
| 3-1 Count | NWA | .125 | 10 | 8 | 1 | 0 | 0 | 1 | 3 | 9 | 0 | 0 | | | | .588 | .500 | 1.088 | 0 | 0 | 0 | 1 |
| 3-2 Count | NWA | .333 | 10 | 15 | 5 | 2 | 0 | 1 | 1 | 13 | 0 | 5 | | | | .643 | .667 | 1.310 | 0 | 0 | 0 | 0 |
| Pitcher | NWA | .298 | 10 | 151 | 45 | 11 | 1 | 9 | 31 | 28 | 0 | 35 | | | | .406 | .563 | .969 | 0 | 0 | 1 | 2 |



#32 ANTHONY VENEZIANO

BORN: Sept. 1, 1997 in Hackettstown, NJ (Age 24)

HOMETOWN: Hackettstown, New Jersey

HEIGHT/WEIGHT: 6'5"/205 lbs

SEASON WITH NATURALS: 1st Season

DRAFT: Round 10 - 2019 (Kansas City Royals)

COLLEGE: Coastal Carolina University (Conway, SC)

HIGH SCHOOL: Warren Hills Regional HS (Washington, NJ)

SCOUTING REPORT

Ranked by MLB Pipeline as the No. 16 Royals prospect
Ranked by Baseball America as the No. 30 Royals prospect

Deceptive on the mound with a three-quarters arm slot with a good, repeatable motion ... had some kinks in his delivery to work out last season (not dropping his front arm and staying loaded in his back leg so he could drive through the baseball)

FASTBALL: Elevates the pitch ... saw a burst in velocity over last season, averaging 94-95 mph with late life

SLIDER: Above average pitch with slurvy motion that gets swings and misses, but he commands inconsistently.

CHANGEUP: Average pitch with some tumble and fade that is a major focus for improvement this season.

2022 SEASON

- Could not pitch out of the first inning on 4/9 @ SPR, walked 5 and allowed two runs on 37 pitches, faced 7 batters.
- Threw 36 pitches in 1st inning on 4/15 vs. WCH, but got through 3.0 innings and struck out two.
- Retired 6 of the first 7 batters he faced 4/21 @ FRI with 2.0 scoreless innings, before surrendering 7 runs in 3rd inning
- Earned his first win of the season on 4/27 vs. AMA, pitching 5.0 innings with two strikeouts
- Pitched through 5.0 again on 5/8 @ SPR, did not allow a run, just two hits with three walks and three strikeouts.
- Piggybacked Will Klein 5/14 vs. WCH, didn't walk a batter for first time in 2022, 4.2 innings of relief with five strikeouts
- Threw career-high 90 pitches 5/28 @ MID, pitching at least 4.0 innings for the fourth straight outing
- Tied career-high with 10 strikeouts across third five-inning outing of the season 6/3 vs. CC

CAREER NOTES

2021

- Spent the entire year with Quad Cities (A+), where he was named the River Bandits' Pitcher of the Year ... across 22 starts, went 6-4 with a 3.75 ERA (39 ER in 93.2 IP), while striking out 127 and walking just 37 ... appeared twice in the High-A Central All-Star team, recognized as the league's Pitcher of the Year, as well as the left-handed starting pitcher representative on the All-Star team.
- His 127 strikeouts ranked as the most in the Royals' organization, while 22 games started was tied for second and 93.2 innings ranked seventh ... among Royals minor league pitchers who threw at least 90.0 innings, ranked first with 12.20 K/9 and a 32.3% K% ... his 3.75 ERA was fourth, while a .220 opponents' batting average and 1.21 WHIP both placed third in the system among qualified pitchers.
- Among all pitchers at High-A in 2021, only one struck out more batters ... tied for the High-A Central lead in strikeouts, tied for third in games started ... also ranked first in the league in K/9, K% and placed 13th in innings pitched.
- Went at least 5.0 innings in nine of his 22 starts, including five of his last eight.
- Struck out five or more batters in 16 of 22 starts, including 13 straight between 6/13 and 8/22.
- Allowed two runs or less in 15 of 22 starts, with five scoreless starts (all 5.0 innings or more).
- Started Game 2 of the High-A Central Championship Series on 9/22 against Cedar Rapids for the River Bandits ... threw 3.2 scoreless innings, allowing just two hits and one walk while striking out four in a 6-0 win over theernels.
- Entered 2021 as an unranked prospect, ended the year ranked by Baseball America as the No. 30 Royals prospect

2019

- Spent his first season in pro ball with Idaho Falls (R) in the Pioneer League ... pitched in 13 games (11 starts) and went 3-4 with a 5.59 ERA (29 ER in 46.2 IP), while striking out 44 batters.
- Did not allow an earned run in the first four games (11.0 innings) of his career, a four-outing (two start) span between 6/17 and 7/3, striking out nine batters along the way.
- Pitched twice for the Chukars in the Pioneer League playoffs, including 4.0 scoreless, no-hit innings of relief to earn the win in Game 2 of the Pioneer League Championship Series on 9/14 at Ogden.

COLLEGE (COASTAL CAROLINA, 2017-2019)

- Attended Coastal Carolina University, where he pitched in 49 games (35 starts) across three seasons with the Chanticleers (Sun Belt Conference) and went 14-6 with a 5.04 ERA (99 ER in 176.2 IP) with 187 strikeouts.
- Held opponents to a .258 batting average for his career, which ranks 25th all-time in CCU's career record books ... his career average of 9.53 strikeouts per nine innings ranks eighth all-time and his 14 career wins are tied for the 31st most wins in school history.
- JUNIOR (2019): Went 5-3 with 85 strikeouts in 78.0 innings (9.8 K/9) over 21 appearances (14 starts) ... ranked seventh in the Sun Belt and first on the team with his 85 strikeouts on the season.

MISCELLANEOUS

- Full name is *Anthony James Veneziano* ... resides in Hackettstown, New Jersey during the offseason.
- Graduated from Warren Hills High School (N.J.) in 2016, where he had a 0.74 ERA and 64 strikeouts in 47.1 innings as a senior ... threw 9.0 no-hit innings with 16 strikeouts in a game that year, but got a no-decision in his school's 1-0 loss in 11 innings ... led his team in stolen bases his senior year of high school (12).
- Favorite teams are the New York Giants (NFL) & Brooklyn Nets (NBA) ... enjoys playing golf, basketball and video games.

SEASON / CAREER HIGHS

| SEASON | | | | CAREER | | | |
|-----------------------------------|---------|---------------------|---------|-----------------------------------|--|--|--|
| Last: 6/3/2022 vs. Corpus Christi | 5.0, 4x | INNINGS PITCHED | 6.0, 2x | Last: 7/30/2021 vs. South Bend | | | |
| 4/21/2022 @ Frisco | 8 | HITS ALLOWED | 12 | 7/29/2019 vs. Missoula | | | |
| 4/21/2022 @ Frisco | 7 | RUNS ALLOWED | 9 | 7/29/2019 vs. Missoula | | | |
| 4/21/2022 @ Frisco | 7 | EARNED RUNS ALLOWED | 8 | 7/29/2019 vs. Missoula | | | |
| 5/28/2022 @ Midland | 3 | HOME RUNS ALLOWED | 4 | 7/24/2021 vs. Peoria | | | |
| 4/9/2022 @ Springfield | 5 | WALKS ALLOWED | 5 | 4/9/2022 @ Springfield | | | |
| 6/3/2022 vs. Corpus Christi | 10 | STRIKEOUTS | 10, 2x | Last: 6/3/2022 vs. Corpus Christi | | | |
| 5/28/2022 @ Midland | 24 | BATTERS FACED | 24, 4x | Last: 5/28/2022 @ Midland | | | |
| 5/28/2022 @ Midland | 90 | PITCHES THROWN | 90 | 5/28/2022 @ Midland | | | |
| 5/8/22 to 5/14/22 | 5.2 IP | SCORELESS STREAK | 14.0 IP | 8/17/2021 to 9/4/2021 | | | |

VENEZIANO 2022 RUN SUPPORT (STARTS ONLY)

| RUNS SCORED | 0 | 1 | 2 | 3 | 4 | 5 | 6 | 7 | 8 | 9 | 10+ |
|-------------|-----|-----|---|-----|-----|-----|---|---|---|-----|-----|
| Games | 3 | 1 | | 1 | 1 | 1 | | | | 1 | 1 |
| PLAYER W-L | 0-3 | 0-1 | | 0-0 | 0-0 | 0-0 | | | | 1-0 | 0-0 |
| Team W-L | 0-3 | 0-1 | | 0-1 | 1-0 | 1-0 | | | | 1-0 | 1-0 |

2022 GAME-BY-GAME (NORTHWEST ARKANSAS, AA)

| DATE | OPPONENT | RES | LEFT GAME | DEC | IP | H | R | ER | HR | HB | BB | SO | BF | NP-S |
|--------------|--------------------|------------------------------|--------------------------|------|-----|----|----|----|----|----|----|----|---------|-------|
| 4/9 | @ Springfield | L, 14-11 | Bottom 1st, losing 2-0 | L | 0.2 | 0 | 2 | 2 | 0 | 0 | 5 | 0 | 7 | 37-16 |
| 4/15 | vs. Wichita | L, 4-2 | End 3rd, losing 3-0 | L | 3.0 | 6 | 4 | 4 | 1 | 0 | 3 | 2 | 17 | 72-37 |
| 4/21 | @ Frisco | L, 12-2 | Bottom 3rd, losing 7-1 | L | 2.2 | 8 | 7 | 7 | 2 | 0 | 2 | 3 | 18 | 63-39 |
| 4/27 | vs. Amarillo | W, 12-6 | End 5th, leading 9-1 | W | 5.0 | 6 | 3 | 3 | 1 | 0 | 1 | 2 | 22 | 77-52 |
| APRIL TOTALS | | 12.71 ERA/ 2.74 WHP/ 385 AVG | 1-3 | 11.1 | 20 | 16 | 16 | 4 | 0 | 11 | 7 | 64 | 249-144 | |
| 5/3 | @ Springfield | L, 12-5 | Bottom 2nd, losing 5-0 | L | 1.2 | 4 | 5 | 5 | 0 | 0 | 4 | 2 | 13 | 62-33 |
| 5/8 | @ Springfield | W, 9-5 | End 5th, leading 4-0 | - | 5.0 | 2 | 0 | 0 | 0 | 0 | 3 | 3 | 18 | 67-38 |
| 5/14 | vs. Wichita * | L, 7-6 | End 6th, tied 6-6 | - | 4.2 | 5 | 2 | 2 | 1 | 0 | 0 | 5 | 19 | 70-46 |
| 5/22 | @ Arkansas | W, 10-5 | Bottom 5th, leading 10-2 | - | 4.1 | 5 | 2 | 2 | 1 | 0 | 3 | 3 | 21 | 88-52 |
| 5/28 | @ Midland | W, 9-7 (10) | End 5th, losing 5-4 | - | 5.0 | 6 | 5 | 5 | 3 | 0 | 4 | 5 | 24 | 90-54 |
| MAY TOTALS | | 6.10 ERA/ 1.74 WHP/ 272 AVG | 0-1 | 20.2 | 22 | 14 | 14 | 5 | 0 | 14 | 18 | 95 | 377-223 | |
| 6/3 | vs. Corpus Christi | L, 5-4 | End 5th, winning 3-1 | - | 5.0 | 3 | 1 | 1 | 0 | 0 | 3 | 10 | 21 | 86-52 |

* Indicates Relief Appearance

2022 VENEZIANO BATTED BALL STATISTICS

| BABIP | GB/FB | LD% | GB% | FB% | IFFB% | HR/FB | Pull% | Cent% | Oppo% | SwStr% |
|-------|-------|-------|-------|-------|-------|-------|-------|-------|-------|--------|
| .333 | 0.98 | 20.5% | 39.3% | 40.2% | 2.1% | 19.1% | 45.3% | 29.9% | 24.8% | 12.2% |

VENEZIANO vs. TULSA IN 2022

| W | L | ERA | G | GS | CG | SHO | GF | HLD | SV | SVO | IP | H | R | ER | HR | HB | BB | IBB | SO | WHIP | AVG |
|---|---|-----|---|----|----|-----|----|-----|----|-----|----|---|---|----|----|----|----|-----|----|------|-----|
|---|---|-----|---|----|----|-----|----|-----|----|-----|----|---|---|----|----|----|----|-----|----|------|-----|

VENEZIANO vs. TULSA HITTERS IN 2022

| PLAYER | AVG | AB | H | 2B | 3B | HR | RBI | BB | SO | PLAYER | AVG | AB | H | 2B | 3B | HR | RBI | BB | SO |
|--------|-----|----|---|----|----|----|-----|----|----|--------|-----|----|---|----|----|----|-----|----|----|
| | | | | | | | | | | | | | | | | | | | |
| | | | | | | | | | | | | | | | | | | | |
| | | | | | | | | | | | | | | | | | | | |
| | | | | | | | | | | | | | | | | | | | |

MINOR LEAGUE CAREER

| SEASON | TEAM | W | L | ERA | G | GS | CG | SHO | SV | SV | IP | H | R | ER | HR | HB | BB | IBB | SO | WHIP | AVG | AB | WP | BK | GIDP | TBF | NP-S |
|-------------------------|------------------|----|----|------|----|----|----|-----|----|----|---------------------------------------|-----|-----|----|----|----|----|-----|-----|------|------|-----|----|----|------|-----|-----------|
| 2019 | Idaho Falls (R) | 3 | 4 | 5.59 | 13 | 11 | 0 | 0 | 1 | 1 | 46.2 | 65 | 35 | 29 | 6 | 3 | 13 | 0 | 44 | 1.67 | .323 | 201 | 4 | 0 | 3 | 219 | 822-516 |
| 2020 | | | | | | | | | | | Did not play (no minor league season) | | | | | | | | | | | | | | | | |
| 2021 | Quad Cities (A+) | 6 | 4 | 3.75 | 22 | 22 | 0 | 0 | 0 | 0 | 93.2 | 76 | 46 | 39 | 11 | 10 | 37 | 0 | 127 | 1.21 | .222 | 342 | 9 | 0 | 7 | 393 | 1577-1027 |
| 2022 | NW Arkansas (AA) | 1 | 4 | 7.54 | 10 | 9 | 0 | 0 | 0 | 0 | 37.0 | 45 | 31 | 31 | 9 | 0 | 28 | 0 | 35 | 1.97 | .298 | 151 | 1 | 0 | 2 | 180 | 712-419 |
| TOTALS (3 MILB SEASONS) | | 10 | 12 | 5.02 | 45 | 42 | 0 | 0 | 1 | 1 | 177.1 | 186 | 112 | 99 | 26 | 13 | 78 | 0 | 206 | 1.49 | .268 | 694 | 14 | 0 | 12 | 792 | 3111-1962 |

Did not play (no minor league season)



PLAYER

14 HOLDEN CAPPS

LHP • R/L • 6'1" • 194 lbs • 3/24/1995 (27)
2017 MLB Draft – Round 8 (U. of Central Oklahoma)
Born/Resides: Lawton, Oklahoma

17 ZACK PHILLIPS

LHP • L/L • 6'1" • 170 lbs • 7/11/1998 (23)
2019 MLB Draft – Round 27 (Ole Miss)
Born: Sierra Vista, Arizona • Resides: Texarkana, Arkansas

18 ALEC MARSH

RHP • R/R • 6'3" • 220 lbs • 5/14/1998 (24)
2019 MLB Draft – Round 2, 70th Overall (Arizona State)
Born: Waukesha, Wisc. • Resides: Milwaukee, Wisc.

22 STEPHEN WOODS JR.

RHP • R/R • 6'1" • 200 lbs • 6/10/1995 (26)
Traded from Tampa Bay – 7/21/2020
Born: New Hyde Park, N.Y. • Resides: Huntington Station, N.Y.

27 WALTER PENNINGTON

LHP • L/L • 6'2" • 205 lbs • 4/14/1998 (24)
Signed 8/19/2020 as an Undrafted Free Agent
Born: Englewood, Colorado • Resides: Broomfield, Colorado

29 NOAH MURDOCK

RHP • R/R • 6'8" • 205 lbs • 8/20/1998 (23)
2019 MLB Draft – Round 7 (University of Virginia)
Born: Richmond, VA. • Resides: Colonial Heights, VA

32 ANTHONY VENEZIANO

LHP • L/L • 6'6" • 200 lbs • 9/1/1997 (24)
2019 MLB Draft – Round 10 (Catal Carolina)
Born/Resides: Hackettstown, New Jersey

33 WILL KLEIN

RHP • R/R • 6'5" • 230 lbs • 11/28/1999 (22)
Signed 12/5/2017 as a Minor League Free Agent
Born: Maryville, Tennessee • Resides: Bloomington, Indiana

34 CHRISTIAN COSBY

RHP • R/R • 6'5" • 215 • 12/21/1996 (25)
2018 MLB Draft – Round 10 (Chapman University)
Born/Resides: Placentia, California

38 DANTE BIASI

LHP • L/L • 6'0" • 200 lbs • 12/22/1996 (25)
2019 MLB Draft – Round 6 (Penn State)
Born: Wilkes Barre, Penn. • Resides: Hazleton, Penn.

45 YEFRÍ DEL ROSARIO

RHP • R/R • 6'2" • 180 lbs • 9/23/1999 (22)
Signed 6/26/2016 as a Minor League Free Agent
Born/Resides: Miches, Dominican Republic

51 CHRISTIAN CHAMBERLAIN

LHP • L/L • 5'10" • 173 lbs • 7/20/1999 (22)
2020 MLB Draft – Round 4 (Oregon State)
Born: Grand Junction, Colorado • Resides: Reno, Nevada

53 ÁNGEL ZERPA

LHP • L/L • 6'0" • 220 lbs • 9/27/1999 (22)
Signed 6/26/2016 as an International Free Agent
Born: Valle De La Pascua, Venez. • Resides: Anaco, Venez.

55 JONAH DIPOTO

RHP • R/R • 6'1" • 225 • 9/3/1996 (25)
2019 MLB Draft – Round 35 (University of San Diego)
Born: Queens, New York • Resides: San Diego, California

QUICK NOTES

- **2022:** 3 of 12 outings have been scoreless in 2022, 0.2 IP on 4/28, 0.2 IP on 5/11 and 1.1 I on 5/19.
- **2021:** Began the season on the Naturals' 60-Day IL and split the season between the Arizona Complex League, Quad Cities (A+) and NW Arkansas ... combined between three levels, went 4-2 across 22 games (three starts) with a 5.79 ERA (24 ER in 37.1 IP) and 36 strikeouts.
- **2019:** Split the season between Wilmington (A+) and NW Arkansas (AA), pitching in 39 games out of the bullpen for the Blue Rocks and Naturals with a combined 2.61 ERA (15 ER in 51.2 IP) and 55 strikeouts.

2SFB, SL, CH

CONSECUTIVE BATTERS RETIRED: 3 (6/5/2022)

SCORELESS STREAK: 1.0 IP (6/5/2022)

- **2022:** Has not allowed an earned run in his last six outings (10.0 innings) ... fourth-longest active streak in Texas League, 5/18 to 6/4.
- **2021:** Split the season between Columbia (A) and Quad Cities (A+), combining to pitch in 25 games out of the bullpen with an 0-4 record, but three saves and a 2.06 ERA (11 ER in 48.0 IP) while walking just 13 and striking out 51 ... 16 of his 25 total appearances were scoreless.
- **2019:** After being drafted, was assigned to Burlington (R) in the Appalachian League and pitched in 20 games out of the bullpen for the B-Royals, going 4-1 with two saves and a 2.15 ERA (9 ER in 37.2 IP), while striking out 29.

4SFB, 2SFB, CT, SL, CH

CONSECUTIVE BATTERS RETIRED: 0

SCORELESS STREAK: 3.0 IP (6/1/22 to 6/4/22)

- Ranked by MLB Pipeline as the No. 11 Royals prospect ... Ranked by *Baseball America* as the No. 14 Royals prospect
- **2022:** Struck out 8 or more in five straight starts, including 10 strikeouts in back-to-back starts May 19 @ ARK and May 24 @ MID.
- **2021:** Broke camp with NW Arkansas (AA) and made six starts for the Naturals, before missing the rest of the year with an injury ... went 1-3 with a 4.97 ERA (14 ER in 25.1 IP) with 42 strikeouts (14.92 K/9) ... over his first 8.1 Double-A innings: 8.1 hitless and scoreless innings, named first ever Double-A Central Pitcher of the Week.

4SFB, SL, CV, CH

CONSECUTIVE BATTERS RETIRED: 1 (6/5/2022)

SCORELESS STREAK: 0.1 IP (6/5/2022)

- **2021:** Spent the entire season with NW Arkansas (AA), beginning the season as a starting pitcher and finishing the year as a reliever ... in 22 games (7 starts, 15 relief appearances), went 5-7 with a 7.42 ERA (39 ER in 47.1 IP), while walking 45 and striking out 48.
- **2018-19:** Missed 2020 due to injury, went 9-3 in 2019 ... selected by Kansas City with the fourth overall pick in the Rule 5 Draft (12/12/2019).
- **2016-17:** Played two seasons in the Giants organization, reaching Class-A, traded to Tampa Bay December 20 in the 38 Evan Longoria deal.

4SFB, CV, CH, CT

CONSECUTIVE BATTERS RETIRED: 1 (6/5/2022)

SCORELESS STREAK: 0.2 IP (6/5/2022)

- **2022:** Assigned to NWA on 4/21 ... Pitched 5.2 scoreless innings with nine strikeouts for Quad Cities (A+) across three relief outings ... earned decisions in five of first six outings with Naturals, three wins, one loss and one save ... 5 of 13 outings have been scoreless.
- **2021:** Pitched 22 games for Columbia (A), went 3-3 with a team-leading four saves and a 3.18 ERA (14 ER in 39.2 IP) and 37 strikeouts ... placed on the 7-day injured list on 8/14 ... assigned to the ACL Royals Blue (R) on 9/7 for rehab and finished his season with two games there.
- **MISC:** Graduated from Colorado School of Mines with a mechanical engineering degree, threw 224.2 innings, but also hit .288 with a 1.142 OPS as an outfielder.

4SFB, CV, CH

CONSECUTIVE BATTERS RETIRED: 0

SCORELESS STREAK: 0.0 IP

- Ranked by MLB Pipeline as the No. 22 Royals prospect ... Ranked by *Baseball America* as the No. 26 Royals prospect
- **2022:** Assigned to NWA 6/3 after making team-best 10 starts for Quad Cities (A+), went 0-1 with a 5.36 ERA (24 in 40.1 IP) with 39 strikeouts ... struck out six across 5.0 innings in Double-A debut 6/7 @ TUL, 3 of 4 runs that scored came on home runs.
- **2021:** Pitched in seven games (six starts) with Quad Cities (A+) beginning in June and threw 22.2 IP and 19 strikeouts while holding opponents to a .181 batting average without allowing a home run before a season-ending injury ... in his last four starts, gave up just two earned runs in 15.0 innings.

2SFB, CB, SL, CH

CONSECUTIVE BATTERS RETIRED: 1 (6/7/2022)

SCORELESS STREAK: 0.1 IP (6/7/2022)

- Ranked by MLB Pipeline as the No. 16 Royals prospect ... Ranked by *Baseball America* as the No. 30 Royals prospect
- **2022:** 9 of 10 outings have been starts ... pitched 5.0 scoreless on 5/8 @ SPR ... did not issue walk for first time on 5/14 vs. WCH, in 4.2 IP of relief.
- **2021:** Named Quad Cities (A+) Pitcher of the Year ... across 22 starts, went 6-4 with a 3.75 ERA (39 ER in 93.2 IP), while striking out an organization-best 127 and walking just 37 ... named the High-A Central Pitcher of the Year and All-Star left-handed starting pitcher.

4SFB, SL, CH

CONSECUTIVE BATTERS RETIRED: 1 (6/3/2022)

SCORELESS STREAK: 2.2 IP (6/3/2022)

- Ranked by MLB Pipeline as the No. 18 Royals prospect ... Ranked by *Baseball America* as the No. 22 Royals prospect
- **2022:** Started the season on Injured List with shin splints, assigned to NWA on 5/14 ... began the season with three short starts, moved to bullpen 6/2 ... first scoreless outing on 6/7 @ TUL, struck out side in 7th inning, added 4th strikeout in 8th inning.
- **2021:** Named an MLB.com Organization All-Star and MLB Pipeline's Royals Pitching Prospect of the Year ... pitched in 36 games out of the bullpen for Quad Cities, went 7-1 with four saves and a 3.58 ERA, with 121 strikeouts in 70.1 IP ... among minor league pitchers who threw 70.0 innings, ranked 1st with 15.48 K/9 and 40.9% strikeout %, while 121 strikeouts were most for those with less than 15 starts.

4SFB, CB, CH

CONSECUTIVE BATTERS RETIRED: 1

SCORELESS STREAK: 2.0 IP (6/7/2022)

- **2022:** Pitched 5.0 innings, two games (4/8 @ SPR and 4/13 vs. WCH) and struck out five before being placed on the Injured List April 19, activated May 31.
- **2021:** After pitching five games in May with Columbia (A), was promoted to Quad Cities (A+) on 6/3, where he remained through the end of the season ... across 25 combined games (10 starts), went 5-4 with a 4.15 ERA (40 ER in 86.2 IP) while striking out 104 and walking just 23 ... among Royals Minor League pitchers who threw at least 80.0 innings, ranked first with a 2.39 BB/9 and 4.52 K/BB, fifth with a 10.80 K/9 and 29.1% K% ... also ranked third among that group of pitchers in WHIP (1.17), fourth in BABIP (.299) and sixth in ERA (4.15).

4SFB, 2SFB, SL, CH

CONSECUTIVE BATTERS RETIRED: 1 (6/7/2022)

SCORELESS STREAK: 1.0 IP (6/7/2022)

- **2022:** First two games came in relief, piggybacking Asa Lacy ... made spot start on 4/23 @ FRI, threw 4.0 scoreless vs. Jack Leiter, then made two more starts before transitioning back to bullpen ... returned to rotation 6/2 vs. CC, threw 5.0 scoreless innings with just one hit.
- **2021:** Spent the entire season with Quad Cities (A+), going 5-2 with two saves across 24 games (six starts) with a 3.77 ERA (30 ER in 71.2 IP) and 84 strikeouts ... first 16 appearances of the year all came in relief, six of his last eight were starts, including four straight to end the year.
- **COLLEGE:** Across 28 games (27 starts) at Penn State, went 6-12 with a 3.76 ERA (57 ER in 136.1 IP) while striking out 153 and walking just 69.

4SFB, SL, CH, 2SFB

CONSECUTIVE BATTERS RETIRED: 4 (6/2/2022)

SCORELESS STREAK: 5.1 IP (5/27/22 to 6/2/22)

- Ranked by *Baseball America* as the No. 25 Royals prospect
- **2022:** Did not allow a run across first four games and 11.1 IP of season ... 9 of 15 appearances have been scoreless.
- **2021:** Spent the entire season with Northwest Arkansas, pitching in 26 games (11 starts) and going 2-4 with a 5.99 ERA (47 ER in 70.2 IP) ... ranked third on the Naturals pitching staff in strikeouts (78) and innings pitched (70.2), and fifth in both games pitched and games started.
- **2019:** Did not pitch due to injury ... had a nerve issue in his right bicep, only treatment was rest.

4SFB, 2SFB, SL, CH

CONSECUTIVE BATTERS RETIRED: 5 (6/3/22 to 6/5/22)

SCORELESS STREAK: 1.2 IP (6/3/22 to 6/5/22)

- Ranked by MLB Pipeline as the No. 29 Royals prospect
- **2022:** Assigned to NWA 5/31 after pitching 13 games (4 starts) for Quad Cities, went 0-1 with a 4.29 ERA (10 ER in 21.0 IP) with 39 strikeouts ... among Royals minor league pitchers with at least 20.0 innings pitched, his 39.3% K% and 16.05 K/9 rank first, while his .189 opponents' average is fourth.
- **2021:** Assigned to Quad Cities (A+) on May 23 and pitched two games in relief for the River Bandits, going 1-0 with a 4.91 ERA (2 ER in 3.2 IP) with one walk and six strikeouts, before being placed on the Injured List on June 14, and missed rest of the season with a nagging shoulder injury ... first 3.2 innings were scoreless before allowing two runs.

4SFB, CB, CH

CONSECUTIVE BATTERS RETIRED: 3 (6/5/2022)

SCORELESS STREAK: 1.0 IP (6/5/2022)

- Ranked by MLB Pipeline as the No. 12 Royals prospect ... Ranked by *Baseball America* as the No. 24 Royals prospect ... rated as having the "Best Control" among Royals' pitching prospects in the 2022 Best Tools survey from BA.
- **2022:** Two scoreless starts: 4/16 & 4/22, 9.0 IP total ... after 2.0 inning start on April 10, last EIGHT starts have been at least 4.0 innings.
- **2021:** Began the season in Quad Cities (AA) and after stops with NW Arkansas (AA) and Omaha (AAA), made his Major League debut on Sept. 30 vs. Cleveland, pitching 5.0 innings and allowing two runs with four strikeouts ... 108 strikeouts between the three MiLB levels ranked 8th among Royals minor pitchers, as did 88.1 innings pitched.

4SFB, 2SFB, SL, CH

CONSECUTIVE BATTERS RETIRED: 8 (6/4/2022)

SCORELESS STREAK: 2.2 IP (6/3/2022)

- **2022:** Pitched a scoreless Cactus League inning with a strikeout on 3/29 against his dad's Seattle Mariners ... 154 opponents' batting average is lowest along Royals minor league pitchers with at least 20.0 IP ... 15.09 K/9 and 37.6% K% rank third.
- **2021:** Pitched 22 games for Quad Cities, went 1-0 with eight saves (in 10 chances) and a 3.19 ERA (11 ER in 31.0 IP) and 39 strikeouts ... eight saves ranked tied second in the Royals system ... 15 of his 22 outings were scoreless, only allowing more than one run three times.
- **MISC:** Full name is Jonah Seaver Dipoto, after Tom Seaver ... father Jerry Dipoto is currently the President of Baseball Operations for the Seattle Mariners, formerly their GM.

SI, 4SFB, SL, CH

CONSECUTIVE BATTERS RETIRED: 2 (6/4/2022)

SCORELESS STREAK: 0.1 IP (6/3/2022)

CAREER HIGHS

| | | |
|----|-----|---------------------------------------|
| IP | 5.0 | (5x) Last: 9/3/17 vs. Orem |
| K | 7 | (2x) Last: 7/1/18 vs. Asheville |
| BB | 5 | 5/27/22 @ Midland |
| H | 8 | (3x) Last: 9/3/17 vs. Orem |
| R | 7 | 9/9/17 @ Ogden |
| NP | 95 | (8/28/17 @ Ogden |
| IP | 4.0 | (3x) Last: 4/21/22 @ Frisco |
| K | 6 | 7/13/21 @ Myrtle Beach |
| BB | 4 | 4/9/22 @ Springfield |
| H | 6 | (2x) Last: 9/18/21 vs. South Bend |
| R | 8 | 4/9/22 @ Springfield |
| NP | 60 | 4/9/22 @ Springfield |
| IP | 6.1 | 5/31/22 vs. Corpus Christi |
| K | 11 | 5/14/21 vs. Tulsa |
| BB | 5 | 5/12/22 vs. Wichita |
| H | 9 | (2x) Last: 5/31/22 vs. Corpus Christi |
| R | 6 | 5/31/22 vs. Corpus Christi |
| NP | 96 | 5/31/22 vs. Corpus Christi |
| IP | 7.0 | (2x) Last: 6/18/17 vs. Asheville |
| K | 10 | 5/21/17 @ Charleston |
| BB | 5 | (6x) Last: 6/30/21 @ Springfield |
| H | 10 | 6/18/21 @ San Antonio |
| R | 7 | 6/18/21 @ San Antonio |
| NP | 96 | 6/12/17 vs. Greenville |
| IP | 3.1 | (2x) Last: 5/7/22 @ Arkansas |
| K | 6 | (2x) Last: 6/30/21 @ Cedar Rapids |
| BB | 4 | (2x) Last: 6/5/22 vs. Corpus Christi |
| H | 5 | 7/11/21 vs. Charleston |
| R | 5 | (3x) Last: 6/5/22 vs. Corpus Christi |
| NP | 51 | 6/24/21 vs. Myrtle Beach |
| IP | 5.2 | 7/16/21 @ Beloit |
| K | 7 | 5/20/22 @ Dayton |
| BB | 5 | 4/15/22 vs. Cedar Rapids |
| H | 8 | 4/27/22 vs. South Bend |
| R | 5 | 5/26/22 @ Fort Wayne |
| NP | 89 | 5/14/22 vs. Wisconsin |
| IP | 6.0 | (2x) Last: 7/30/21 vs. South Bend |
| K | 10 | (2x) Last: 6/3/22 vs. Corpus Christi |
| BB | 5 | 4/9/22 @ Springfield |
| H | 12 | 7/29/19 vs. Missoula |
| R | 9 | 7/29/19 vs. Missoula |
| NP | 90 | 5/28/22 @ Midland |
| IP | 3.0 | (5x) Last: 8/12/21 vs. Beloit |
| K | 6 | (5x) Last: 8/12/21 vs. Beloit |
| BB | 5 | (2x) Last: 6/2/22 vs. Corpus Christi |
| H | 5 | 5/21/22 @ Arkansas |
| R | 4 | (4x) 5/21/22 @ Arkansas |
| NP | 56 | 7/1/21 vs. Cedar Rapids |
| IP | 6 | 9/1/21 @ Cedar Rapids |
| K | 8 | 6/15/21 vs. Wisconsin |
| BB | 4 | 7/10/19 vs. Ogden |
| H | 10 | 7/22/19 @ Missoula |
| R | 9 | 7/22/19 @ Missoula |
| NP | 87 | 9/7/21 vs. Peoria |
| IP | 5.0 | (2x) Last: 6/2/22 vs. Corpus Christi |
| K | 7 | (5x) Last: 5/21/22 @ Arkansas |
| BB | 5 | 6/29/21 vs. Cedar Rapids |
| H | 6 | 4/29/22 vs. Amarillo |
| R | 5 | (2x) Last: 5/30/21 @ Dayton |
| NP | 81 | 5/5/22 @ Springfield |
| IP | 7.0 | 8/30/18 vs. Augusta |
| K | 9 | 8/30/18 vs. Augusta |
| BB | 5 | (2x) Last: 8/1/21 vs. Wichita |
| H | 8 | 6/22/18 vs. Charleston |
| R | 8 | 6/22/18 vs. Charleston |
| NP | 95 | 6/22/18 vs. Asheville |
| IP | 2.2 | (2x) Last: 5/14/22 vs. Wisconsin |
| K | 6 | 5/3/22 @ Cedar Rapids |
| BB | 4 | 4/8/22 @ South Bend |
| H | 4 | 4/20/22 @ Wisconsin |
| R | 2 | (6x) Last: 6/4/22 vs. Corpus Christi |
| NP | 48 | 4/8/22 @ South Bend |
| IP | 6.2 | 5/29/22 @ Midland |
| K | 10 | (2x) Last: 6/4/22 vs. Corpus Christi |
| BB | 4 | (2x) Last: 8/18/18 @ AZL Mariners |
| H | 11 | (2x) Last: 7/26/19 @ Princeton |
| R | 9 | 7/26/19 @ Princeton |
| NP | 94 | (2x) Last: 6/4/22 vs. Corpus Christi |
| IP | 3.0 | (4x) Last: 5/16/21 vs. Cedar Rapids |
| K | 6 | 5/16/21 vs. Cedar Rapids |
| BB | 4 | (2x) Last: 4/8/22 @ Springfield |
| H | 4 | 6/25/19 @ AZL Padres 1 |
| R | 3 | (4x) Last: 7/30/21 vs. South Bend |
| NP | 46 | 6/4/22 vs. Corpus Christi |



NATURALS RELIEVERS

| PITCHER | LAST APPEARANCE (NWA) |
|---------------------------|-------------------------------------|
| 38 Biasi, Dante | FRI 5/27 @ Midland (2.0 IP) |
| 14 Capps, Holden | SUN 6/5 vs. Corpus Christi (1.0 IP) |
| 51 Chamberlain, Christian | SUN 6/5 vs. Corpus Christi (2.0 IP) |
| 34 Cosby, Christian | TUE 6/7 @ Tulsa (1.0 IP) |
| 45 Del Rosario, Yefri | SUN 6/5 vs. Corpus Christi (0.1 IP) |
| 55 Dipoto, Jonah | SAT 6/4 vs. Corpus Christi (2.1 IP) |
| Haake, Zach | TUE 4/19 @ Frisco (2.2 IP) |
| 33 Klein, Will | TUE 6/7 @ Tulsa (2.0 IP) |
| 27 Pennington, Walter | SUN 6/5 vs. Corpus Christi (1.2 IP) |
| 17 Phillips, Zack | SAT 6/4 vs. Corpus Christi (2.1 IP) |
| Smith, Patrick | THU 5/12 vs. Wichita (0.1 IP) |
| Sotillet, Andres | FRI 5/27 @ Midland (3.1 IP) |
| 32 Veneziano, Anthony | SAT 5/14 vs. Wichita (4.2 IP) |
| Willeman, Zach | THU 5/26 @ Midland (2.0 IP) |
| 22 Woods Jr., Stephen | SUN 6/5 vs. Corpus Christi (2.0 IP) |

ENTRANCE SITUATION

| LEAD | TRAIL | TIED |
|------|-------|------|
| 3 | 3 | - |
| 5 | 5 | 2 |
| - | 2 | - |
| 1 | 2 | 1 |
| 6 | 8 | 2 |
| 5 | 9 | 1 |
| 1 | 2 | - |
| 1 | 1 | - |
| 6 | - | 1 |
| 2 | 10 | 1 |
| 1 | 1 | 1 |
| 6 | - | 1 |
| - | 1 | - |
| 9 | 5 | 2 |
| 9 | 5 | 1 |
| 55 | 57 | 16 |

INNING ENTERING THE GAME

| 1 | 2 | 3 | 4 | 5 | 6 | 7 | 8 | 9 | 10+ |
|---|---|---|---|----|----|----|----|----|-----|
| - | 2 | - | - | 1 | 2 | - | - | - | - |
| - | - | 1 | 1 | 3 | 4 | 1 | - | 2 | - |
| - | - | - | - | - | - | 1 | 1 | - | - |
| - | - | - | 1 | 1 | 2 | - | - | - | - |
| - | - | 1 | 2 | 1 | 4 | 2 | 4 | 2 | - |
| - | - | - | - | - | 3 | 5 | 6 | 2 | - |
| - | - | 1 | - | 1 | 1 | - | - | - | - |
| - | - | - | - | - | 1 | 1 | - | - | - |
| - | - | - | 2 | 1 | 1 | 4 | 3 | 1 | 1 |
| 1 | 1 | 1 | - | 3 | 2 | 1 | 2 | 1 | 1 |
| - | - | - | - | 2 | 1 | - | - | - | - |
| - | - | - | - | 1 | - | 1 | 4 | 1 | - |
| - | 1 | - | - | - | - | - | - | - | - |
| - | - | - | - | - | - | 1 | 8 | 6 | 1 |
| - | - | - | 1 | - | 2 | 9 | 1 | 2 | - |
| 1 | 4 | 4 | 7 | 12 | 24 | 27 | 29 | 17 | 3 |

INHERITED RUNNERS

| BR INHER. | BR SCORE | % SCORE |
|-----------|----------|---------|
| 3 | 0 | 0.0% |
| 6 | 0 | 0.0% |
| - | - | - |
| 3 | 2 | 66.7% |
| 10 | 3 | 30.0% |
| 15 | 3 | 20.0% |
| 3 | 3 | 100.0% |
| - | - | - |
| - | - | - |
| 6 | 0 | 0.0% |
| 9 | 1 | 11.1% |
| 9 | 0 | 0.0% |
| - | - | - |
| 3 | 1 | 33.3% |
| 5 | 3 | 60.0% |
| 4 | 1 | 25.0% |
| 76 | 17 | 22.4% |

1-2-3 INNINGS

| TOTAL | POSSIBLE | % 1-2-3 |
|-------|----------|---------|
| 5 | 17 | 29.4% |
| 3 | 16 | 18.8% |
| 0 | 3 | 0.0% |
| 1 | 7 | 14.3% |
| 7 | 31 | 22.6% |
| 6 | 17 | 35.3% |
| 2 | 7 | 28.6% |
| 1 | 3 | 33.3% |
| 7 | 19 | 36.8% |
| 6 | 23 | 26.1% |
| - | - | - |
| 3 | 11 | 27.3% |
| 1 | 4 | 25.0% |
| 8 | 20 | 40.0% |
| 3 | 18 | 16.7% |
| 53 | 196 | 27.0% |

STARTING PITCHER SPLITS

| PITCHER | GS | W-L | TEAM W-L | R SUPPORT | SUPPORT/START |
|-----------------------|----|-----|----------|-----------|---------------|
| 28 Parrish, Drew | 10 | 4-3 | 5-5 | 27 | 2.70 |
| 18 Marsh, Alec | 10 | 1-3 | 3-6 | 23 | 2.30 |
| 32 Veneziano, Anthony | 9 | 1-4 | 4-5 | 33 | 3.67 |
| 53 Zerpa, Angel | 9 | 1-4 | 3-6 | 24 | 2.67 |
| 38 Biasi, Dante | 4 | 1-0 | 4-0 | 17 | 4.25 |
| 33 Klein, Will | 3 | 0-0 | 2-1 | 7 | 2.33 |
| 39 Martinez, Marcelo | 3 | 1-1 | 2-1 | 15 | 5.00 |
| 21 Lacy, Asa | 2 | 0-1 | 1-1 | 9 | 4.50 |
| 29 Murdock, Noah | 1 | 0-1 | 0-1 | 0 | 0.00 |
| 51 | | | | 155 | 3.04 |

1ST PITCH STRIKES

| FPS | TBF | % FPS |
|-----|-----|-------|
| 134 | 215 | 62.3% |
| 116 | 189 | 61.4% |
| 81 | 162 | 50.0% |
| 104 | 174 | 59.8% |
| 36 | 72 | 50.0% |
| 15 | 30 | 50.0% |
| 39 | 55 | 70.9% |
| 23 | 43 | 53.5% |
| 10 | 22 | 45.5% |
| 558 | 962 | 58.0% |

1-2-3 INNINGS

| TOTAL | POSSIBLE | % 1-2-3 |
|-------|----------|---------|
| 28 | 54 | 51.9% |
| 11 | 41 | 26.8% |
| 5 | 30 | 16.7% |
| 8 | 50 | 16.0% |
| 3 | 16 | 18.8% |
| 0 | 3 | 0.0% |
| 7 | 14 | 50.0% |
| 3 | 9 | 33.3% |
| 2 | 5 | 40.0% |
| 67 | 222 | 30.2% |

NATURALS STARTERS VS. RELIEVERS

| STARTERS | RELIEVERS |
|-----------|-----------|
| 9-16 | W-L |
| 4.88 | ERA |
| 219.1 | INNINGS |
| 203 (32) | HITS (HR) |
| 128 (119) | R (ER) |
| 110 | BB |
| 252 | K |
| 1.43 | WHIP |
| .241 | AVG |

STARTING PITCHER/CATCHER MATCHUPS

| PITCHER | LOGAN PORTER | | | | | | | GAVIN STUPIENSKI | | | | | | | SEBASTIAN RIVERO | | | | | | | TOTALS | | | | | | |
|-----------------------|--------------|-------|-------|-------|-----|-------|-----|------------------|------|-------|------|----|------|----|------------------|------|-------|-------|-----|-------|-----|--------|-------|-------|-------|-----|-------|-----|
| | GS | W-L | ERA | IP | ER | BB | SO | GS | W-L | ERA | IP | ER | BB | SO | GS | W-L | ERA | IP | ER | BB | SO | GS | W-L | ERA | IP | ER | BB | SO |
| 28 Parrish, Drew | 3 | 2-1 | 3.16 | 17.1 | 14 | 4 | 11 | 3 | 1-1 | 0.00 | 18.2 | 7 | 3 | 21 | 4 | 1-1 | 3.32 | 19.0 | 10 | 7 | 16 | 10 | 4-3 | 2.13 | 55.0 | 13 | 14 | 48 |
| 18 Marsh, Alec | 5 | 1-1 | 5.56 | 22.1 | 20 | 10 | 39 | 1 | 0-1 | 13.50 | 2.0 | 4 | 4 | 5 | 4 | 0-1 | 5.94 | 16.2 | 15 | 8 | 28 | 9 | 1-2 | 5.72 | 39.1 | 25 | 18 | 67 |
| 32 Veneziano, Anthony | 4 | 0-1 | 6.62 | 17.2 | 19 | 12 | 21 | 1 | 0-0 | 4.15 | 4.1 | 5 | 3 | 3 | 3 | 1-2 | 12.27 | 7.1 | 10 | 10 | 4 | 9 | 1-4 | 7.54 | 37.0 | 31 | 28 | 35 |
| 53 Zerpa, Angel | 4 | 0-2 | 4.82 | 18.2 | 22 | 6 | 24 | 1 | 0-1 | 4.05 | 6.2 | 8 | 1 | 9 | 3 | 1-0 | 1.29 | 14.0 | 15 | 2 | 12 | 9 | 1-4 | 4.79 | 41.1 | 22 | 11 | 45 |
| 38 Biasi, Dante | 2 | 0-0 | 7.04 | 7.2 | 11 | 5 | 11 | 1 | 1-0 | 0.00 | 5.0 | 1 | 3 | 4 | 1 | 0-0 | 0.00 | 4.0 | 3 | 3 | 4 | 4 | 4-0 | 4.19 | 34.1 | 16 | 21 | 36 |
| 33 Klein, Will | 2 | 0-0 | 16.88 | 2.2 | 6 | 7 | 1 | - | - | - | - | - | - | - | 1 | 0-0 | 20.25 | 1.1 | 2 | 5 | 1 | 3 | 0-0 | 18.00 | 5.0 | 10 | 17 | 4 |
| 39 Martinez, Marcelo | 2 | 0-0 | 3.38 | 8.0 | 5 | 6 | 10 | - | - | - | - | - | - | - | 1 | 1-0 | 1.50 | 6.0 | 2 | 1 | 7 | 3 | 1-0 | 2.57 | 14.0 | 4 | 7 | 17 |
| 21 Lacy, Asa | - | - | - | - | - | - | - | - | - | - | - | - | - | - | 1 | 0-0 | 6.75 | 4.0 | 1 | 3 | 6 | 2 | 0-1 | 4.66 | 9.2 | 5 | 5 | 13 |
| 29 Murdock, Noah | 1 | 0-1 | 7.20 | 5.0 | 7 | 0 | 6 | - | - | - | - | - | - | - | - | - | - | - | - | - | - | 1 | 0-1 | 7.20 | 5.0 | 4 | 0 | 6 |
| Relievers | 10-4 | 4.93 | 104.0 | 100 | 61 | 109 | | 1-1 | 6.48 | 25.0 | 24 | 25 | 24 | | - | 4-6 | 6.58 | 91.2 | 108 | 52 | 87 | | 15-11 | 5.64 | 233.0 | 146 | 142 | 222 |
| TOTALS | 23 | 13-10 | 5.21 | 203.2 | 118 | 111 | 232 | 7 | 3-4 | 3.79 | 61.2 | 26 | 39 | 66 | 18 | 8-10 | 5.71 | 164.0 | 104 | 91 | 165 | 51 | 24-27 | 5.27 | 452.1 | 265 | 252 | 474 |
| | CS/ATT | | 6/25 | PCT | | 24.0% | | CS/ATT | | 0/3 | PCT | | 0.0% | | CS/ATT | | 3/28 | PCT | | 10.7% | | CS/ATT | | 9/66 | PCT | | 13.6% | |

CATCHER PITCHING STATS

| CATCHERS | W | L | ERA | GS | SV | IP | H | R | ER | HR | HB | BB | IBB | SO | WHIP | AVG | WP | GDP | TBF | SB | CS | ATT | %CS | PB |
|---------------------|----|----|------|----|----|-------|-----|-----|-----|----|----|-----|-----|-----|------|------|----|-----|-----|----|----|-----|-------|----|
| 11 Logan Porter | 13 | 10 | 5.21 | 23 | 5 | 203.7 | 204 | 127 | 118 | 29 | 12 | 111 | 3 | 232 | 1.55 | .261 | 11 | 16 | 911 | 19 | 6 | 25 | 24.0% | 1 |
| 3 Sebastian Rivero | 8 | 10 | 5.71 | 18 | 1 | 164.0 | 166 | 112 | 104 | 20 | 9 | 91 | 2 | 165 | 1.57 | .261 | 14 | 16 | 743 | 25 | 3 | 28 | 10.7% | 3 |
| 44 Gavin Stupienksi | 3 | 4 | 3.79 | 7 | 0 | 61.2 | 49 | 31 | 26 | 4 | 2 | 39 | 0 | 66 | 1.43 | .183 | 3 | 5 | 268 | 3 | 0 | 3 | 0.0% | 0 |
| Tyler Cropley | 0 | 3 | 6.26 | 3 | 0 | 23.0 | 26 | 17 | 16 | 5 | 1 | 11 | 0 | 11 | 1.61 | .248 | 2 | 1 | 105 | 8 | 0 | 8 | 0.0% | 0 |

NATURALS PITCHER PICKOFF LOG (4)

| | DATE | INNING | PITCHER | RUNNER | BASE | OUT # |
|---|-------------------|--------|-------------------|-----------------|------|-------|
| 1 | 4/16 vs. Wichita | ▲ 3 | Ángel Zerpa (1) | Kevin Merrell | 1st | 1 |
| 2 | 4/28 vs. Amarillo | ▲ 3 | Ángel Zerpa (2) | Blaze Alexander | 2nd | 1 |
| 3 | 5/18 @ Arkansas | ▼ 6 | Zack Phillips (1) | Patrick Frick | 1st | 2 |
| 4 | 5/21 @ Arkansas | ▼ 3 | Dante Biasi (1) | Cade Marlowe | 2nd | 3 |

AUTOMATIC BALLS CALLED ON NATURALS PITCHERS (8)

| DATE | INNING | UMPIRE | PITCHER | COUNT AT CALL | BATTER RESULT (COUNT) |
|------------------------|--------|-----------------------|-------------------|---------------|-----------------------|
| 4/19/2022 @ Frisco | ▼ 2 | Jake Bruner | Alec Marsh | 0-0 | Strikeout (1-2) |
| 4/19/2022 @ Frisco | ▼ 8 | Jake Bruner | Stephen Woods Jr. | 3-1 | Walk (3-1) |
| 4/21/2022 @ Frisco | ▼ 3 | Benjamin Engstrand | Anthony Veneziano | 1-2 | Walk (3-2) |
| 4/26/2022 vs. Amarillo | ▲ 3 | Tanner Dobson | Drew Parrish | 0-0 | Popout (1-2) |
| 4/30/2022 vs. Amarillo | ▲ 3 | Harrison Silverman | Alec Marsh | 1-1 | Strikeout (3-2) |
| 5/1/2022 vs. Amarillo | ▲ 1 | Willie Traynor | Drew Parrish | 0-2 | Popout (1-2) |
| 5/21/2022 @ Arkansas | ▼ 1 | Chris Presley-Murphey | Will Klein | 0-0 | Walk (3-2) |
| 5/26/2022 @ Midland | ▼ 8 | Benjamin Engstrand | Zach Willeman | 0-0 | Bunt Single (1-0) |



PLAYER

QUICK NOTES

CAREER HIGHS

1 JOHN
RAVE

OUTFIELDER • L/L • 6'0" • 185 • 12/30/1997 (24)
2019 MLB Draft — Round 5 (Illinois State)
Born: Canton, Illinois • Resides: Bloomington, Illinois

3 SEBASTIAN
RIVERO

CATCHER • R/R • 6'1" • 215 • 12/10/1995 (27)
Signed 7/12/2015 as an International Free Agent
Born: Maracay, Venezuela • Resides: Mariara, Venezuela

4 RYAN
GROTJOHN

INF/OF • L/R • 6'2" • 175 • 4/25/1995 (27)
Signed 1/27/2022 as a Minor League Free Agent
Born: Bakersfield, California • Resides: Scottsdale, Arizona

7 BRHET
BEWLEY

INF/OF • R/R • 5'11" • 182 lbs • 1/30/1997 (25)
2019 MLB Draft — Round 32 (University of San Diego)
Born: Temecula, California Resides: Winchester, California

8 MAIKEL
GARCIA

INFIELDER • R/R • 6'0" • 145 • 3/3/2000 (22)
Signed 7/27/2016 as an International Free Agent
Born/Resides: La Sabana, Venezuela

9 JAKE
MEANS

INFIELDER • R/R • 6'2" • 215 • 4/14/1996 (26)
2019 MLB Draft — Round 22 (Indiana State)
Born/Resides: Olathe, Kansas

11 LOGAN
PORTER

CATCHER • R/R • 6'0" • 200 • 7/12/1995 (26)
Signed 6/21/2018 as a Non-Drafted Free Agent
Born: Phoenix, Arizona • Resides: Surprise, Arizona

12 TUCKER
BRADLEY

OUTFIELDER • L/L • 6'0" • 206 • 5/6/1998 (24)
Signed 6/23/2020 as a Non-Drafted Free Agent
Born/Resides: Chickamauga, Georgia

13 NICK
LOFTIN

OUTFIELDER • R/R • 6'1" • 180 • 9/25/1998 (23)
2020 MLB Draft — CBA Round (32nd Overall)
Born/Resides: Corpus Christi, Texas

16 ROBBIE
GLENDINNING

INFIELDER • R/R • 6'2" • 198 • 10/6/1995 (26)
Signed 2/22/2022 as a Minor League Free Agent
Born: Perth, Western Australia • Resides: Kansas City, MO

25 SEULY
MATIAS

OUTFIELDER • R/R • 6'3" • 225 • 9/4/1998 (23)
Signed 7/4/2015 as an International Free Agent
Born/Resides: La Isabela, Dominican Republic

26 MICHAEL
MASSEY

INFIELDER • L/R • 6'0" • 190 • 3/22/1998 (24)
2019 MLB Draft — Round 4 (University of Illinois)
Born: Palos Park, Illinois • Resides: Champaign, Illinois

44 GAVIN
STUPIENSKI

C/B • L/R • 6'1" • 220 • 3/12/1994 (28)
Signed 5/5/2021 as a Minor League Free Agent
Born: Princeton, N.J. • Resides: Wilmington, N.C.

- 2022: Began the season with NWA, assigned to Omaha (AAA) on May 25 and went 3-for-16 across five games, assigned back to NWA June 4.
- 2021: Named an MiLB.com Organization All-Star in the outfield for Kansas City ... spent the season with Quad Cities (A+), playing in 77 games and hit .252/.352/.453 (70-for-278) ... hit 14 homers and stole 13 bases, making him one of five 13-13 players in the system in 2021.
- 2019: Assigned to Burlington (R) after being drafted and played 15 games in the Appalachian League before being promoted to Lexington (A) on 7/7, where he finished the season ... combined to slash .234/.326/.320 (54-for-231) across the two levels with 13 RBI and 16 RBI.

HIT STREAK:

ON-BASE BASE STREAK:

- 2022: Assigned to NW Arkansas to begin the season, recalled by Kansas City May 8-13 and May 17-28 ... in three Major League games (5/12, 5/19, 5/22), went 0-for-7 with one walk & four strikeouts ... had first 2-homer game of his career on 4/27 vs. Amarillo.
- 2021: Split the season between Omaha (AAA) and Kansas City, appearing in 17 games (9 starts) for the Royals in his first Major League season and slashed .175/.250/.225 (7-for-40) ... made his Major League debut on 5/8 against the White Sox as the starting catcher ... appeared in 42 games with the Storm Chasers and slashed .260/.319/.380 (39-for-150) and threw out 10 of 34 would-be base stealers (29%).

HIT STREAK:

ON-BASE BASE STREAK:

- 2022: Started season 0-for-11, first hit of season was 2nd inning home run on 4/30 vs. Amarillo.
- 2021: Released by Arizona on 1/8, spent the season in the American Association with the Kansas City Monarchs and was named the American Association All-Star at 2B, slashing .329/.436/.523 (109-for-339) with 10 HR and 60 RBI for the league champions ... led the team in OBP and ranked second on the team in AVG, BB (55) and SB (12)
- 2017-2019: Spent three seasons in the Diamondbacks' system originally Arizona's 10th-round pick in 2017 ... reached as high as Double-A Jackson in 2018 and 2019 ... won league championships with Jackson and Visalia (A+) in 2019.

HIT STREAK: 3 Games (6/1 to 6/5), .375 (3-for-8), 1 HR

ON-BASE BASE STREAK: 4 Games (5/31 to 6/5), .250 (3-for-12), 1 BB

- 2022: Began the season on Injured List, activated by NW Arkansas on 5/3 ... went 2-for-5 in his first game of the season on 5/5 @ SPR, with a solo home run in the sixth inning, his second hit of the day ... went 3-for-3 with a double & two runs off the bench, 5/25 @ MID, tied single-game career high in hits.
- 2021: Spent most of the season with NW Arkansas (AA), slashing .230/.284/.363 (47-for-204) across 56 games ... out of action for a month, on the Injured List between 8/10 and 9/5 ... appeared at 2nd base, (23 games), 3rd base (23 games), left field (5 games) and DH (5 games), also pitched one inning (7/25 @ Tulsa).
- 2019: Spent the entire season with Lexington (A), playing in 60 games, while slashing .252/.356/.307 (51-for-202) with one HR and 17 RBI.

HIT STREAK:

ON-BASE BASE STREAK: 4 Games (6/1 to 6/5), .083 (1-for-12), 4 BB

- Ranked by MLB Pipeline as the No. 20 Royals prospect ... Ranked by *Baseball America* as the No. 28 Royals prospect ... rated as having the "Best Infield Arm" among Royals' prospects in *Baseball America's* 2022 Best Tools survey.
- 2022: Has reached base in 43 of 49 games, reaching base multiple times on 29 occasions ... 14-game hitting streak from 4/27 to 5/12: hit .397 with .970 OPS.
- 2021: Split season between 47 (A), and Quad Cities (A+), slashed .291/.380/.405 (120-for-480) between the two levels ... ranked third in the Royals' minor league system in average (.291) among qualified hitters and sixth in BABIP (.341) ... fifth in the system in hits (120), tied fourth in steals (35) ... added to KC 40-man roster on 11/19/21.

HIT STREAK: HIT STREAK:

ON-BASE BASE STREAK:

- 2022: Reached base 4 times in back-to-back games, 5/27 and 5/28 @ Midland ... doubled 6 times in 8-game stretch, 5/24 to 6/1.
- 2021: Spent the first month and a half of the season with Columbia (A) before a promotion to Quad Cities (A+) on 6/15, where he finished out the season ... combined to slash .222/.343/.429 (76-for-343) over 97 games, with 16 home runs and 52 runs batted in ... assigned to the Surprise Saguaros of the Arizona Fall League after the MiLB season ... across 19 games, slashed .171/.244/.271 (12-for-70) with four doubles.
- MISC: Younger brother of Baltimore starting pitcher John Means ... attended Gardner Edgerton HS, same high school as Bubba Starling ... college teammates with Clay Dungan

HIT STREAK:

ON-BASE BASE STREAK:

- 2022: Has reached in 32 of 35 games ... Royals system leader in batting average (.333), on-base percentage (.463), tied 1st in OPS (1.005) and 3rd in SLG (.542) ... ranks 3rd in both Texas League and Double-A, while placing 5th among all qualified full-season Minor League hitters with his .463 on-base percentage.
- 2021: Spent the season with Quad Cities (A+) and slashed .241/.368/.451 (62-for-257) in 77 games ... named a High-A Central post-season All-Star at catcher ... hit a walk-off homer in Game 4 of the High-A Central Championship Series on 9/25 to win 2-1 and force Game 5.
- MISC: Grew up down the street from Surprise Stadium, was a dabbler for the AZL Royals the summer of 2011 while in high school, also caught bullpens for the team.

HIT STREAK: 4 Games (6/1 to 6/7), .362 (6-for-13), 2 2B, 2 HR

ON-BASE BASE STREAK: 5 Games (5/31 to 6/7), .375 (6-for-16), 6 BB

- 2022: Two of five home runs this season have been GRAND SLAMS, 4/23 @ Frisco and 5/12 vs. Wichita, both in 5th inning, first two of his pro career.
- 2021: Began his professional career splitting the year between Columbia (A) and Quad Cities (A+) and combined to slash .285/.380/.427 (94-for-330) with 30 extra-base hits and 45 runs batted in ... his .380 OBP ranked fourth among qualified Royals Minor Leaguers, while a .285 average and .807 OPS ranked eighth.
- 2017-2020: Played collegiately at the University of Georgia, where he slashed .317/.384/.412 (143-for-451) in 125 games with 14 doubles, nine home runs and 62 RBI ... lists his favorite college memory as playing at Baum-Walker Stadium his freshman season.

HIT STREAK:

ON-BASE BASE STREAK: 3 Games (6/4 to 6/7), .300 (3-for-10), 3 BB

- Ranked by MLB Pipeline as the No. 5 Royals prospect ... Ranked by *Baseball America* as the No. 12 Royals prospect ... rated as having the "Best Strike-Zone Discipline" among Royals prospects in *Baseball America's* 2021 AND 2022 Best Tools surveys.
- 2022: Second on team with 17 multi-hit games and tied for team lead with nine multi-run games ... has reached in 33 of 41 games, hits in 28 of 41 games ... did not start for five game stretch, June 1-5 nursing left shoulder soreness, after exiting May 31 game early, returned to action June 7 @ Tulsa.
- 2021: Spent his first pro season with Quad Cities (A+) and slashed .289/.374/.464 (103-for-356) across 90 games, named an MiLB.com Organization All-Star at third base ... won the High-A East Central batting title with a .289 average ... hit for the cycle on 8/1, going 5-for-6 at the plate with a walk-off homer in the ninth to complete the cycle.

HIT STREAK: 4

ON-BASE BASE STREAK: 9 Games (5/22 to 6/7), .308 (12-for-39), 5 BB, 1 HBP

- 2022: Reached base in first 15 games of the season, April 8-29, has also reached base in last 15 games, May 21 to June 7, two longest streaks on team this season ... has reached base in 40 of 45 games this season ... has reached base multiple times in 20 games ... 34 RBI rank 3rd among Royals minor leaguers.
- 2021: Did not play, missing the entire year after undergoing Tommy John surgery ... tore his UCL while playing catch in February 2021.
- 2017-2019: Drafted by Pittsburgh in the 21st Round in 2017 and spent three seasons in the Pirates organization, slashing .274/.361/.417 (174-for-636) across 189 games, reaching as high as Double-A Altoona in 2019 ... named a Florida State League Mid-season All-Star in 2019.

HIT STREAK: 2 Games (6/5 to 6/7), .250 (2-for-8)

ON-BASE BASE STREAK: 15 Games (5/21 to 6/7), .250 (15-for-60), 8 BB, 1 HBP

- Ranked by *Baseball America* as the pre-season No. 31 Royals prospect ... rated as having the "Best Outfield" among Royals' prospects in *Baseball America's* Best Tools surveys for five straight years, 2020 to 2022.
- 2022: Hit 14th walk-off HR in Nationals history, 6/4 vs. CC, two-run homer in 10th, his team-leading 9th HR of the season.
- 2021: Split the season between Quad Cities (A+) and Northwest Arkansas (AA), with a rehab appearance for the ACL Royals, playing in 64 total games with a .213/.309/.511 (50-for-235) slash line ... after the MiLB season, assigned to Surprise of the Arizona Fall League, tied for the team lead both with six home runs and 20 runs batted in.

HIT STREAK:

ON-BASE BASE STREAK: 5 Games (6/2 to 6/7), .125 (2-for-16), 4 BB, 1 HBP

- Ranked by MLB Pipeline as the No. 21 Royals prospect ... Ranked by *Baseball America* as the No. 15 Royals prospect
- 2022: Two-time Texas League Player of the Week ... POTW #1: week of April 25-May 1, hit .417 with 1.225 OPS and homered in three straight games, April 22-24 @ FRI ... POTW #2: week of May 23-29, hit .481 with 1.220 OPS and had multiple hits in five straight games from 5/24 to 5/28, plus 7 times in 9 games from 5/24 to 6/2 ... has driven in at least one run in 29 of 49 games.
- 2021: Spent the season with Quad Cities (A+) and slashed .289/.351/.531 (112-for-388) in 99 games ... won the MiLB Gold Glove at 2B, with a .989 fielding percentage in 284 total chances, which led ALL MiLB second basemen ... also named an MiLB.com organization All-Star and High-A Central Postseason All-Star ... reached base in 80 of 90 games.

HIT STREAK:

ON-BASE BASE STREAK:

- 2021: Took one at-bat for the Naturals on 5/21 in Springfield and played two innings in left field, before being assigned to Quad Cities (A+) on 5/25 ... played in 38 games for the River Bandits, making 24 starts at first and slashing .264/.376/.482 (29-for-110) ... after hitting a solo home run in the fourth inning on 9/9 vs. Peoria, pitched the 11th inning and took the loss in an 8-5 defeat.
- 2018-2020: Played 104 games of Indy Ball for four teams across four different leagues, slashed a collective .273/.368/.349 (76-for-278).
- 2016-2017: Drafted in the 12th round of the 2016 draft by Arizona, spent two years in the D-backs system, hit .306 (46-for-150) over 47 games.

HIT STREAK:

ON-BASE BASE STREAK:

| | | |
|-----|---|--|
| H | 4 | (2x) Last: 8/1/21 vs. South Bend |
| R | 4 | 8/1/21 vs. South Bend |
| HR | 2 | 5/5/21 @ Cedar Rapids |
| RBI | 5 | (2x) Last: 8/3/21 @ Cedar Rapids |
| BB | 3 | (2x) Last: 5/17/22 @ Arkansas |
| SB | 3 | 8/22/21 @ South Bend |
| H | 5 | 6/10/21 @ St. Paul |
| R | 4 | 7/2/18 vs. Asheville |
| HR | 2 | 4/27/22 vs. Amarillo |
| RBI | 4 | (3x) Last: 6/10/21 @ St. Paul |
| BB | 2 | (8x) Last: 5/4/22 @ Springfield |
| SB | 1 | (4x) Last: 8/17/21 vs. Columbus |
| H | 4 | (2x) Last: 8/21/18 vs. Peoria |
| R | 4 | 6/26/18 @ Peoria |
| HR | 1 | (14x) Last: 6/5/22 vs. Corpus Christi |
| RBI | 7 | 7/27/18 vs. Beloit |
| BB | 3 | (2x) Last: 5/14/19 @ Mobile |
| SB | 1 | (13x) Last: 8/31/19 vs. Jacksonville |
| H | 3 | (5x) Last: 5/25/22 @ Midland |
| R | 4 | 8/25/19 @ Augusta |
| HR | 1 | (9x) Last: 9/17/21 vs. Springfield |
| RBI | 4 | 7/20/21 @ Tulsa |
| BB | 3 | (3x) Last: 9/1/19 @ Hickory |
| SB | 2 | (2x) Last: 7/31/18 @ Pulaski |
| H | 4 | (3x) Last: 5/1/22 vs. Amarillo |
| R | 4 | (2x) Last: 4/8/22 @ Springfield |
| HR | 1 | (5x) Last: 9/8/21 vs. Peoria |
| RBI | 3 | (4x) Last: 9/8/21 vs. Peoria |
| BB | 3 | (5x) Last: 4/13/22 vs. Wichita |
| SB | 3 | 6/20/19 @ Bristol |
| H | 4 | 8/12/19 @ Greenville |
| R | 4 | 7/9/21 @ Wisconsin |
| HR | 1 | (21x) Last: 9/18/21 vs. South Bend |
| RBI | 4 | (2x) Last: 6/18/21 vs. Wisconsin |
| BB | 3 | (3x) Last: 7/9/21 @ Wisconsin |
| SB | 1 | (8x) Last: 4/8/22 @ Springfield |
| H | 4 | 8/6/19 @ Johnson City |
| R | 3 | (4x) Last: 8/1/21 vs. South Bend |
| HR | 2 | (5x) Last: 7/14/21 @ Beloit |
| RBI | 4 | (2x) Last: 8/10/21 vs. Beloit |
| BB | 3 | (3x) Last: 4/9/22 @ Springfield |
| SB | 1 | 8/10/21 vs. Beloit |
| H | 3 | (11x) Last: 5/26/22 @ Midland |
| R | 3 | (3x) Last: 9/8/21 @ South Bend |
| HR | 2 | 8/10/21 vs. Beloit |
| RBI | 5 | 6/24/21 @ Beloit |
| BB | 3 | 8/27/21 vs. Wisconsin |
| SB | 2 | (4x) Last: 5/21/22 @ Arkansas |
| H | 5 | 8/1/21 vs. South Bend |
| R | 4 | 8/1/21 vs. South Bend |
| HR | 1 | (14x) Last: 5/13/22 vs. Wichita |
| RBI | 5 | 4/22/22 @ Frisco |
| BB | 3 | (2x) Last: 9/5/21 @ Cedar Rapids |
| SB | 2 | 4/12/22 vs. Wichita |
| H | 4 | 5/3/19 vs. Lakeland |
| R | 3 | (4x) Last: 5/27/22 @ Midland |
| HR | 1 | (21x) Last: 5/24/22 @ Midland |
| RBI | 4 | (3x) Last: 5/21/22 @ Arkansas |
| BB | 3 | (2x) Last: 6/17/19 vs. Harrisburg |
| SB | 2 | 6/3/19 @ Daytona |
| H | 3 | (15x) Last: 5/28/22 @ Midland |
| R | 3 | (4x) Last: 5/28/22 @ Midland |
| HR | 2 | (8x) Last: 9/18/21 vs. Springfield |
| RBI | 5 | 7/23/17 vs. Bristol |
| BB | 3 | 5/4/22 @ Springfield |
| SB | 1 | (17x) Last: 8/28/21 vs. Springfield |
| H | 5 | 6/26/21 @ Beloit |
| R | 4 | (2x) Last: 7/9/21 @ Wisconsin |
| HR | 3 | 7/14/21 @ Beloit |
| RBI | 5 | (2x) Last: 8/19/21 @ South Bend |
| BB | 3 | 5/8/22 @ Springfield |
| SB | 1 | (23x) Last: 5/31/22 vs. Corpus Christi |
| H | 4 | 7/29/21 vs. South Bend |
| R | 3 | (2x) Last: 8/28/21 vs. Wisconsin |
| HR | 2 | 8/19/21 @ South Bend |
| RBI | 4 | 9/8/21 vs. Peoria |
| BB | 2 | (5x) Last: 9/8/21 vs. Peoria |
| SB | 1 | (2x) Last: 8/20/16 @ AZL Cubs |

Italics indicates longest personal streak is active

| DATE | INNING | PINCH HITTER | HITTING FOR | RESULT |
|-----------------------------|--------|--------------------|------------------|--------------------|
| 4/15/2022 vs. Wichita | ▼ 9 | John Rave | Tyler Cropley | Groundout (3-1) |
| 4/16/2022 vs. Wichita | ▼ 8 | Maikel Garcia | Ryan Grotjohn | Lineout (L7) |
| 4/17/2022 vs. Wichita | ▼ 6 | Sebastian Rivero | Tyler Cropley | Single |
| 4/19/2022 @ Frisco | ▲ 9 | Tucker Bradley | Jake Means | Strikeout Looking |
| 4/21/2022 @ Frisco | ▲ 9 | Ryan Grotjohn | Logan Porter | Strikeout Swinging |
| 4/21/2022 @ Frisco | ▲ 9 | Gavin Stupienski | Jake Means | Flyout (F9) |
| 4/22/2022 @ Frisco | ▲ 9 | Ryan Grotjohn | Micheal Massey | Strikeout Swinging |
| 4/26/2022 vs. Amarillo | ▼ 8 | Tucker Bradley | Jake Means | Flyout (F8) |
| 4/27/2022 vs. Amarillo | ▼ 8 | Gavin Stupienski | Logan Porter | Strikeout Swinging |
| 4/30/2022 vs. Amarillo | ▼ 9 | Robbie Glendinning | Ryan Grotjohn | Strikeout Swinging |
| 5/18/2022 @ Arkansas | ▲ 9 | Tucker Bradley | Jake Means | RBI Groundout (3U) |
| 5/19/2022 @ Arkansas | ▲ 9 | Ryan Grotjohn | Logan Porter | Flyout (F7) |
| 5/29/2022 @ Midland | ▲ 9 | Logan Porter | Gavin Stupienski | Strikeout Swinging |
| 6/3/2022 vs. Corpus Christi | ▼ 7 | Tucker Bradley | Micheal Massey | Strikeout Swinging |

Naturals Pinch Hitters: 1-for-14, 7 K

Most-Used Pinch Hitter: **Most Frequently Pinch-Hit For**

| AUTOMATIC STRIKES CALLED ON NATURAL HITTERS (2) | | | | | |
|---|--------|--------------------|------------------|---------------|-----------------------|
| DATE | INNING | UMPIRE | HITTER | COUNT AT CALL | BATTER RESULT (COUNT) |
| 4/15/2022 vs. Wichita | ▼ 1 | Isaias Barba | Maikel Garcia | 0-0 | Strikeout (2-2) |
| 4/21/2022 @ Frisco | ▲ 9 | Benjamin Engstrand | Gavin Stupienski | 1-0 | Flyout, F9 (1-1) |
| | | | | | |
| | | | | | |



| HR # | PLAYER (SEASON NO.) | GM # – DATE | OPPONENT | DIRECTION | ON BASE | INNING | OUTS | COUNT | SCORE | FINAL |
|------|---------------------------|-----------------------|--------------------|------------|----------|----------|----------|------------|------------|----------------|
| 1 | Jake Means (1) | 3 – 4/10/2022 | @ Springfield | RCF | 1 | 2 | 2 | 1-1 | 2-3 | L, 10-5 |
| 2 | John Rave (1) | 10 – 4/19/2022 | @ Frisco | RF | 1 | 3 | 1 | 2-2 | 2-0 | L, 4-3 |
| 3 | Robbie Glendinning (1) | 11 – 4/20/2022 | @ Frisco | LCF | 0 | 2 | 2 | 3-1 | 1-0 | W, 7-2 |
| 4 | Nick Loftin (1) | 11 – 4/20/2022 | @ Frisco | LCF | 1 | 3 | 1 | 0-0 | 3-1 | W, 7-2 |
| 5 | Seuly Matias (1) | 11 – 4/20/2022 | @ Frisco | LF | 1 | 5 | 1 | 1-1 | 5-2 | W, 7-2 |
| 6 | John Rave (2) | 12 – 4/21/2022 | @ Frisco | LCF | 0 | 2 | 1 | 2-1 | 1-0 | L, 12-2 |
| 7 | Seuly Matias (2) | 12 – 4/21/2022 | @ Frisco | LCF | 0 | 4 | 0 | 0-2 | 2-7 | L, 12-2 |
| 8 | Michael Massey (1) | 13 – 4/22/2022 | @ Frisco | LCF | 1 | 1 | 1 | 1-1 | 2-0 | W, 11-2 |
| 9 | Nick Loftin (1) | 13 – 4/22/2022 | @ Frisco | LCF | 3 | 2 | 2 | 0-0 | 6-0 | W, 11-2 |
| 10 | Tucker Bradley (1) | 14 – 4/23/2022 | @ Frisco | LCF | 3 | 5 | 1 | 2-1 | 9-0 | W, 12-4 |
| 11 | Michael Massey (2) | 14 – 4/23/2022 | @ Frisco | CF | 0 | 8 | 1 | 0-2 | 11-3 | W, 12-4 |
| 12 | Nate Eaton (1) | 14 – 4/23/2022 | @ Frisco | LCF | 0 | 9 | 0 | 3-2 | 12-3 | W, 12-4 |
| 13 | Michael Massey (3) | 15 – 4/24/2022 | @ Frisco | RCF | 0 | 4 | 0 | 1-0 | 1-2 | W, 4-3 |
| 14 | Robbie Glendinning (2) | 16 – 4/26/2022 | vs. Amarillo | LCF | 2 | 11 | 2 | 1-1 | 5-6 | L, 6-5 |
| 15 | Seuly Matias (3) | 17 – 4/27/2022 | vs. Amarillo | LF | 0 | 2 | 0 | 0-0 | 2-2 | W, 12-6 |
| 16 | Sebastian Rivero (1) | 17 – 4/27/2022 | vs. Amarillo | LF | 0 | 4 | 0 | 0-1 | 3-3 | W, 12-6 |
| 17 | Sebastian Rivero (2) | 17 – 4/27/2022 | vs. Amarillo | LF | 1 | 6 | 2 | 0-0 | 12-5 | W, 12-6 |
| 18 | Jake Means (2) | 18 – 4/28/2022 | vs. Amarillo | LF | 0 | 3 | 0 | 0-1 | 1-0 | L, 9-5 |
| 19 | Nate Eaton (2) | 19 – 4/29/2022 | vs. Amarillo | LF | 0 | 2 | 0 | 1-0 | 1-0 | W, 8-7 |
| 20 | Sebastian Rivero (3) | 20 – 4/30/2022 | vs. Amarillo | RCF | 0 | 2 | 2 | 1-1 | 1-2 | L, 7-5 |
| 21 | Ryan Grotjohn (1) | 20 – 4/30/2022 | vs. Amarillo | RCF | 1 | 2 | 2 | 3-2 | 3-2 | L, 7-5 |
| 22 | Michael Massey (4) | 20 – 4/30/2022 | vs. Amarillo | RCF | 1 | 3 | 1 | 1-2 | 5-2 | L, 7-5 |
| 23 | Logan Porter (1) | 21 – 5/1/2022 | vs. Amarillo | LF | 1 | 2 | 1 | 0-1 | 3-1 | W, 9-5 |
| 24 | Robbie Glendinning (3) | 21 – 5/1/2022 | vs. Amarillo | LF | 1 | 3 | 2 | 0-0 | 5-2 | W, 9-5 |
| 25 | Michael Massey (5) | 21 – 5/1/2022 | vs. Amarillo | RF | 2 | 7 | 0 | 1-2 | 8-2 | W, 9-5 |
| 26 | Robbie Glendinning (4) | 23 – 5/4/2022 | @ Springfield | LF | 1 | 5 | 0 | 1-0 | 7-1 | W, 13-3 |
| 27 | Seuly Matias (4) | 24 – 5/5/2022 | @ Springfield | LCF | 0 | 5 | 1 | 1-1 | 2-4 | W, 9-6 |
| 28 | Brhet Bewley (1) | 24 – 5/5/2022 | @ Springfield | LCF | 0 | 6 | 0 | 1-0 | 3-5 | W, 9-6 |
| 29 | Tucker Bradley (2) | 24 – 5/5/2022 | @ Springfield | RF | 0 | 6 | 0 | 2-2 | 4-5 | W, 9-6 |
| 30 | Nick Loftin (3) | 24 – 5/5/2022 | @ Springfield | LCF | 1 | 7 | 1 | 1-1 | 9-5 | W, 9-6 |
| 31 | Nate Eaton (3) | 27 – 5/8/2022 | @ Springfield | LCF | 0 | 2 | 0 | 1-0 | 1-0 | W, 9-5 |
| 32 | Logan Porter (2) | 27 – 5/8/2022 | @ Springfield | LF | 0 | 5 | 0 | 2-0 | 2-0 | W, 9-5 |
| 33 | Seuly Matias (5) | 28 – 5/10/2022 | vs. Wichita | LCF | 2 | 3 | 2 | 0-1 | 4-0 | W, 7-4 |
| 34 | Robbie Glendinning (5) | 28 – 5/10/2022 | vs. Wichita | LF | 0 | 8 | 1 | 0-2 | 7-4 | W, 7-4 |
| 35 | Logan Porter (3) | 29 – 5/11/2022 | vs. Wichita | LCF | 0 | 7 | 0 | 3-1 | 1-3 | L, 4-3 |
| 36 | Michael Massey (6) | 30 – 5/12/2022 | vs. Wichita | LF | 0 | 6 | 0 | 3-2 | 4-4 | L, 10-4 |
| 37 | Tucker Bradley (3) | 31 – 5/13/2022 | vs. Wichita | RCF | 3 | 5 | 0 | 0-0 | 4-0 | W, 7-0 |
| 38 | Nick Loftin (4) | 31 – 5/13/2022 | vs. Wichita | LF | 1 | 7 | 2 | 3-1 | 7-0 | W, 7-0 |
| 39 | Logan Porter (4) | 32 – 5/14/2022 | vs. Wichita | RCF | 0 | 2 | 2 | 2-2 | 1-4 | L, 7-6 |
| 40 | Michael Massey (7) | 37 – 5/21/2022 | @ Arkansas | RF | 2 | 3 | 1 | 0-0 | 4-4 | W, 11-4 |
| 41 | John Rave (3) | 38 – 5/22/2022 | @ Arkansas | RF | 2 | 3 | 2 | 1-1 | 5-0 | W, 10-5 |
| 42 | Tucker Bradley (4) | 38 – 5/22/2022 | @ Arkansas | RCF | 2 | 5 | 2 | 1-1 | 10-1 | W, 10-5 |
| 43 | Robbie Glendinning (6) | 39 – 5/24/2022 | @ Midland | RF | 1 | 1 | 2 | 0-1 | 2-0 | W, 8-5 |
| 44 | Michael Massey (8) | 39 – 5/24/2022 | @ Midland | RCF | 3 | 7 | 2 | 1-2 | 7-3 | W, 8-5 |
| 45 | Seuly Matias (6) | 40 – 5/25/2022 | @ Midland | LF | 0 | 2 | 1 | 2-2 | 2-0 | W, 11-3 |
| 46 | Nate Eaton (4) | 40 – 5/25/2022 | @ Midland | LF | 0 | 5 | 1 | 2-0 | 6-1 | W, 11-3 |
| 47 | Nick Loftin (5) | 42 – 5/27/2022 | @ Midland | LCF | 0 | 3 | 2 | 1-0 | 7-1 | W, 14-6 |
| 48 | Seuly Matias (7) | 43 – 5/28/2022 | @ Midland | LF | 0 | 6 | 0 | 0-1 | 5-5 | W, 9-7 |
| 49 | Tucker Bradley (5) | 43 – 5/28/2022 | @ Midland | CF | 0 | 8 | 2 | 0-1 | 6-7 | W, 9-7 |
| 50 | Jake Means (3) | 44 – 5/29/2022 | @ Midland | LCF | 0 | 8 | 0 | 0-0 | 1-3 | L, 3-1 |
| 51 | Seuly Matias (8) | 45 – 5/31/2022 | vs. Corpus Christi | LF | 0 | 7 | 0 | 3-2 | 7-8 | L, 8-7 |
| 52 | Jake Means (4) | 48 – 6/3/2022 | vs. Corpus Christi | LF | 2 | 2 | 2 | 0-0 | 3-0 | L, 5-4 |
| 53 | Logan Porter (5) | 48 – 6/3/2022 | vs. Corpus Christi | LF | 0 | 8 | 1 | 0-0 | 4-5 | L, 5-4 |
| 54 | Logan Porter (6) | 49 – 6/4/2022 | vs. Corpus Christi | CF | 0 | 2 | 0 | 3-2 | 1-2 | W, 6-5 |
| 55 | Seuly Matias (9) | 49 – 6/4/2022 | vs. Corpus Christi | LF | 1 | 10 | 2 | 1-1 | 6-5 | W, 6-5 |
| 56 | Tucker Bradley (6) | 50 – 6/5/2022 | vs. Corpus Christi | LF | 1 | 4 | 0 | 3-2 | 2-8 | L, 17-4 |
| 57 | Ryan Grotjohn (2) | 50 – 6/5/2022 | vs. Corpus Christi | LF | 1 | 8 | 1 | 1-0 | 4-15 | L, 17-4 |
| 58 | John Rave (4) | 51 – 6/7/2022 | @ Tulsa | RCF | 0 | 9 | 2 | 1-1 | 2-5 | L, 5-2 |



AFTER-INNING RECORDS

LEADING TRAILING TIED

| | | | |
|-----------------|------|------|-------|
| AFTER 1 INNING | 8-5 | 4-11 | 10-12 |
| AFTER 2 INNINGS | 9-6 | 5-13 | 9-8 |
| AFTER 3 INNINGS | 13-7 | 5-15 | 5-5 |
| AFTER 4 INNINGS | 14-7 | 5-15 | 4-5 |
| AFTER 5 INNINGS | 18-6 | 5-18 | 0-3 |
| AFTER 6 INNINGS | 19-6 | 3-17 | 1-4 |
| AFTER 7 INNINGS | 20-2 | 1-21 | 2-4 |
| AFTER 8 INNINGS | 20-0 | 1-23 | 2-4 |

NATURALS BIG INNINGS

DATE INNING RUNS

| | | |
|----------------------|------------|---|
| 1. 4/12 vs. Wichita | 1st Inning | 8 |
| 2. 4/27 vs. Amarillo | 4th Inning | 7 |
| 3. 5/27 @ Midland | 2nd Inning | 6 |
| 5/4 @ Springfield | 9th Inning | 6 |
| 5. 5/24 @ Midland | 7th Inning | 5 |
| 5/5 @ Springfield | 6th Inning | 5 |
| 5/4 @ Springfield | 3rd Inning | 5 |
| 4/22 @ Frisco | 3rd Inning | 5 |
| 4/9 @ Springfield | 8th Inning | 5 |

SCORE BY INNINGS

| | 1 | 2 | 3 | 4 | 5 | 6 | 7 | 8 | 9 | 10 | 11+ | TOTAL |
|-------------------|-----------|----------|----------|-----------|-----------|-----------|----------|------------|-----------|----------|-----------|-----------|
| Naturals | 25 | 35 | 52 | 30 | 48 | 22 | 43 | 22 | 25 | 6 | 4 | 312 |
| Opponents | 33 | 34 | 44 | 16 | 34 | 31 | 41 | 32 | 11 | 6 | 5 | 287 |
| Difference | -8 | 1 | 8 | 14 | 14 | -9 | 2 | -10 | 14 | 0 | -1 | 25 |

SCORE BY INNINGS V. TULSA

| | 1 | 2 | 3 | 4 | 5 | 6 | 7 | 8 | 9 | 10 | 11+ | TOTAL |
|-----------------------------|----------|-----------|----------|----------|-----------|-----------|----------|----------|----------|----------|----------|-----------|
| Naturals | 0 | 0 | 0 | 0 | 0 | 0 | 0 | 1 | 1 | 0 | 0 | 2 |
| Drillers | 0 | 2 | 0 | 0 | 2 | 1 | 0 | 0 | 0 | 0 | 0 | 5 |
| vs. Tulsa Difference | 0 | -2 | 0 | 0 | -2 | -1 | 0 | 1 | 1 | 0 | 0 | -3 |

MULTI-RUN INNINGS

| | 2 | 3 | 4 | 5 | 6 | 7 | 8 | 9 | 10+ | TOTAL |
|-----------|----|----|----|---|---|---|---|---|-----|-------|
| Naturals | 29 | 21 | 13 | 5 | 2 | 1 | 1 | - | - | 72 |
| Opponents | 51 | 15 | 6 | 3 | 2 | 1 | - | - | - | 78 |

RECORD BY RUNS SCORED/ALLOWED

| RUNS | 0 | 1 | 2 | 3 | 4 | 5 | 6 | 7 | 8 | 9 | 10 | 11+ |
|---------|-----|-----|-----|-----|-----|-----|-----|-----|-----|-----|-----|-----|
| SCORED | 0-1 | 0-6 | 0-4 | 0-2 | 2-4 | 0-6 | 1-2 | 3-1 | 5-0 | 4-0 | 1-0 | 8-1 |
| ALLOWED | 2-0 | 0-0 | 3-4 | 3-0 | 2-4 | 6-5 | 4-3 | 2-4 | 1-1 | 0-1 | 0-2 | 0-4 |

RECORD BY MARGIN OF VICTORY/DEFEAT

| 1 Run | 2 Runs | 3 Runs | 4 Runs | 5 Runs | 6 Runs | 7 Runs | 8 Runs | 9 Runs | 10+ Runs |
|-------|--------|--------|--------|--------|--------|--------|--------|--------|----------|
| 3-12 | 2-3 | 5-2 | 3-3 | 2-2 | 2-2 | 2-1 | 3-0 | 1-0 | 1-2 |

2022 WALK-OFF TRACKER

| GAME # | DATE | OPPONENT | FINAL (INN.) | PLAYER | WINNING RUN | PITCHER | HOW | OUTS | COUNT |
|--------|--------|--------------------|--------------|--------------|----------------|-------------------|----------------------------------|------|-------|
| 33 | May 18 | @ Arkansas | L, 7-5 (10) | Zach DeLoach | Jack Larsen | Walter Pennington | RBI single to right field | 2 | 0-1 |
| 41 | May 26 | @ Midland | L, 2-1 (10) | Shane Selman | Logan Davidson | Zack Phillips | RBI single to right-center field | 2 | 2-2 |
| 49 | June 4 | vs. Corpus Christi | W, 6-5 (10) | Seuly Matias | Seuly Matias | Devin Conn | 2-run home run to left field | 2 | 1-1 |

Bold Indicates Naturals Walk-off

2022 NATURALS EJECTIONS (2)

| DATE | INNING | WHO | WHY | UMPIRE |
|---------------------------|--------|-------------------------|-----------------------|----------------------|
| June 2 vs. Corpus Christi | ▼ 7 | Robbie Glendinning (1B) | Arguing Balls/Strikes | Steven Rios Jr. (HP) |
| June 3 vs. Corpus Christi | ▼ 5 | Michael Massey (DH) | Arguing Balls/Strikes | Mike Carroll (HP) |

2022 NATURALS MONTH BY MONTH

HITTING

| MONTH | AVG | G | AB | R | H | TB | 2B | 3B | HR | RBI | BB | IBB | SO | SB | CS | OBP | SLG | OPS | SAC | SF | HBP | GIDP | LOB |
|-----------|------|----|------|-----|-----|-----|----|----|----|-----|-----|-----|-----|----|----|------|------|------|-----|----|-----|------|-----|
| APRIL | .261 | 20 | 690 | 126 | 180 | 291 | 37 | 4 | 22 | 112 | 97 | 1 | 183 | 32 | 5 | .357 | .422 | .779 | 4 | 9 | 11 | 14 | 151 |
| MAY | .285 | 25 | 892 | 160 | 254 | 406 | 53 | 6 | 29 | 151 | 94 | 3 | 222 | 31 | 7 | .353 | .455 | .808 | 8 | 15 | 9 | 18 | 190 |
| JUNE | .204 | 6 | 196 | 26 | 40 | 69 | 8 | 0 | 7 | 23 | 26 | 0 | 78 | 5 | 0 | .305 | .352 | .657 | 1 | 1 | 3 | 4 | 41 |
| JULY | | | | | | | | | | | | | | | | | | | | | | | |
| AUGUST | | | | | | | | | | | | | | | | | | | | | | | |
| SEPTEMBER | | | | | | | | | | | | | | | | | | | | | | | |
| TOTAL | .267 | 51 | 1778 | 312 | 475 | 767 | 98 | 10 | 58 | 286 | 217 | 4 | 483 | 68 | 12 | .350 | .431 | .781 | 13 | 25 | 23 | 36 | 382 |

PITCHING

| MONTH | W | L | ERA | G | GS | CG | SHO | GF | HLD | SV | SVO | IP | H | R | ER | HR | HB | BB | SO | WP | BK | WHIP | AVG |
|-----------|----|----|------|----|----|----|-----|----|-----|----|-----|-------|-----|-----|-----|----|----|-----|-----|----|----|------|------|
| APRIL | 9 | 11 | 5.98 | 20 | 20 | 0 | 0 | 20 | 3 | 3 | 5 | 179.0 | 194 | 127 | 119 | 25 | 11 | 87 | 158 | 17 | 1 | 1.57 | .276 |
| MAY | 13 | 12 | 4.43 | 25 | 25 | 0 | 2 | 25 | 4 | 3 | 6 | 219.1 | 197 | 120 | 108 | 25 | 12 | 123 | 249 | 9 | 1 | 1.46 | .239 |
| JUNE | 2 | 4 | 6.33 | 6 | 6 | 0 | 0 | 6 | 0 | 0 | 0 | 54.0 | 54 | 40 | 38 | 8 | 1 | 42 | 67 | 4 | 2 | 1.78 | .258 |
| JULY | | | | | | | | | | | | | | | | | | | | | | | |
| AUGUST | | | | | | | | | | | | | | | | | | | | | | | |
| SEPTEMBER | | | | | | | | | | | | | | | | | | | | | | | |
| TOTAL | 24 | 27 | 5.27 | 51 | 51 | 0 | 2 | 51 | 7 | 6 | 11 | 452.1 | 445 | 287 | 265 | 58 | 24 | 252 | 474 | 30 | 4 | 1.54 | .256 |



HOME/AWAY

| | |
|-----------------|-------|
| Home Games..... | 9-14 |
| Away Games..... | 15-13 |

MONTH

| | |
|----------------|-------|
| April..... | 9-11 |
| May..... | 13-12 |
| June..... | 2-4 |
| July..... | |
| August..... | |
| September..... | |

OPPONENT

| | |
|-------------------------|------|
| vs. Amarillo..... | 3-3 |
| vs. Arkansas..... | 2-4 |
| vs. Corpus Christi..... | 2-4 |
| vs. Frisco..... | 4-2 |
| vs. Midland..... | 4-2 |
| vs. San Antonio..... | |
| vs. Springfield..... | 5-4 |
| vs. Tulsa..... | 00-1 |
| vs. Wichita..... | 4-7 |

DAY OF THE WEEK

| | |
|-------------------|-----|
| on Monday..... | |
| on Tuesday..... | 3-6 |
| on Wednesday..... | 5-3 |
| on Thursday..... | 2-6 |
| on Friday..... | 5-4 |
| on Saturday..... | 5-4 |
| on Sunday..... | 4-4 |

PITCHING

| | |
|--------------------------------|-------|
| vs. Left-Handed Starter..... | 6-1 |
| vs. Right-Handed Starter..... | 18-26 |
| WITH Left-Handed Starter..... | 19-17 |
| WITH Right-Handed Starter..... | 5-10 |

SCORING

| | |
|------------------------|------|
| 1-Run Games..... | 3-12 |
| 2-Run Games..... | 2-3 |
| 3-4-Run Games..... | 8-5 |
| 5+ Run Games..... | 11-7 |
| Extra Innings..... | 2-4 |
| Shutouts..... | 2-1 |
| Doubleheaders..... | |
| Scoring 0-2 Runs..... | 0-11 |
| 3-5 Runs..... | 2-12 |
| 6-9 Runs..... | 13-3 |
| 10+ Runs..... | 9-1 |
| Opponent 0-2 Runs..... | 5-3 |
| 3-5 Runs..... | 12-9 |
| 6-9 Runs..... | 7-9 |
| 10+ Runs..... | 0-6 |

| | |
|-----------------------------|------|
| Scored in 1st Inning..... | 9-5 |
| Opponent scored in 1st..... | 6-11 |
| Scores first..... | 17-9 |
| Opponent scores first..... | 7-18 |

HITTING

| | |
|--------------------------------|-------|
| Naturals 0-5 hits..... | 1-8 |
| 6-9 hits..... | 6-14 |
| 10+ hits..... | 17-5 |
| Opponent 0-5 hits..... | 5-2 |
| 6-9 hits..... | 12-10 |
| 10+ hits..... | 7-15 |
| Hit 0 home runs..... | 5-13 |
| 1 home run..... | 5-10 |
| 2 home runs..... | 9-3 |
| 3+ home runs..... | 5-1 |
| Opponent hit 0 home runs..... | 10-6 |
| 1 home run..... | 7-10 |
| 2 home runs..... | 6-7 |
| 3+ home runs..... | 1-4 |
| Out-hit opponent..... | 21-6 |
| Out-hit by opponent..... | 2-19 |
| Hits are tied..... | 1-2 |
| Leave 0-5 runners on base..... | 5-5 |
| 6-9 on base..... | 13-17 |
| 10+ on base..... | 6-5 |

FIELDING

| | |
|-----------------------------|-------|
| Made 0 errors..... | 18-12 |
| 1 error..... | 4-7 |
| 2+ errors..... | 2-8 |
| Opponent made 0 errors..... | 5-13 |
| 1 error..... | 11-7 |
| 2+ errors..... | 8-6 |

TEAM HIGHS

| | | |
|---|----------------------|--|
| LONGEST WIN STREAK..... | 4 Games..... | May 21-22, 24-25 |
| LONGEST LOSING STREAK..... | 5 Games (2x)..... | May 14, May 17-20 |
| LONGEST HOME WINNING STREAK..... | 2 Games (2x)..... | Last: May 1, May 10 |
| LONGEST HOME LOSING STREAK..... | 5 Games..... | April 14-17, 26 |
| LONGEST ROAD WINNING STREAK..... | 4 Games..... | Last: May 21-22, 24-25 |
| LONGEST ROAD LOSING STREAK..... | 4 Games..... | May 17-20 |
| LARGEST MARGIN OF VICTORY..... | 10 Runs..... | May 4 @ Springfield, 13-3 W |
| LARGEST MARGIN OF DEFEAT..... | 13 Runs..... | June 5 vs. Corpus Christi, 17-4 L |
| LONGEST GAME, INNINGS..... | 11 Innings..... | April 26 vs. Amarillo, 6-5 L |
| LONGEST GAME, TIME..... | 3:55..... | April 8 @ Springfield, 11-8 W |
| LONGEST 9-INNING GAME, TIME (PRE-PITCH CLOCK)..... | 3:55..... | April 8 @ Springfield, 11-8 W |
| LONGEST 9-INNING GAME, TIME (POST-PITCH CLOCK)..... | 3:04..... | June 5 vs. Corpus Christi, 17-4 L |
| SHORTEST 9-INNING GAME, TIME..... | 1:58..... | May 29 @ Midland, 3-1 L |
| SHORTEST GAME, TIME..... | 1:58..... | May 29 @ Midland, 3-1 L |
| LARGEST COMEBACK WIN..... | 4 Runs (4x)..... | Last: After the 3rd inning, May 28 @ Midland, 9-7 W (10) |
| LARGEST MARGIN OF LEAD SURRENDERED (LOSS)..... | 5 Runs..... | After the top of the 5th inning, May 17 @ Arkansas, 7-6 L (10) |
| MOST ERRORS, TEAM..... | 3..... | June 5 vs. Corpus Christi, 17-4 L |
| MOST ERRORS, PLAYER..... | 2, Seuly Matias..... | May 27 @ Midland, 14-6 W |
| LARGEST CROWD, HOME..... | 5,857..... | April 30 vs. Amarillo, 7-5 L |
| SMALLEST CROWD, HOME..... | 1,950..... | April 17 vs. Wichita, 5-1 L |
| LARGEST CROWD, ROAD..... | 6,777..... | April 23 @ Frisco, 12-4 W |
| WARMEST FIRST PITCH..... | 98°..... | May 28 @ Midland, 9-7 W (10) |
| COLDEST FIRST PITCH..... | 42°..... | April 8 @ Springfield, 11-8 W |

OFFENSIVE HIGHS

| | | |
|---|-----------------------|--|
| MOST RUNS SCORED, GAME..... | 14..... | May 27 @ Midland, 14-6 W |
| MOST RUNS SCORED, INNING..... | 8..... | 1st inning, April 12 vs. Wichita, 8-6 W |
| MOST CONSECUTIVE INNINGS SCORED..... | 7 (2x) * | Last: 1st through 7th Innings, May 25 @ Midland, 11-3 W |
| FEWEST HITS, GAME..... | 2 (2x)..... | Last: April 21 @ Frisco, 12-2 L |
| MOST HITS, GAME..... | 17 (3x)..... | May 27 @ Midland, 14-6 W |
| MOST DOUBLES, GAME..... | 5 (3x)..... | Last: May 27 @ Midland, 14-6 W |
| MOST TRIPLES, GAME..... | 1 (10x)..... | Last: May 28 @ Midland, 9-7 W (10) |
| MOST HOME RUNS, GAME..... | 4..... | May 5 @ Springfield, 9-6 W |
| MOST RBI, GAME..... | 13..... | May 4 @ Springfield, 13-3 W |
| MOST RUNNERS LOB, GAME..... | 12 (2x)..... | Last: May 27 @ Midland, 14-6 W |
| MOST TOTAL BASES, GAME..... | 32..... | May 5 @ Springfield, 9-6 W |
| MOST WALKS, GAME..... | 9 (3x)..... | May 4 @ Springfield, 13-3 W |
| MOST STRIKEOUTS, GAME..... | 17..... | June 7 @ Tulsa, 5-2 L |
| FEWEST STRIKEOUTS, GAME..... | 3..... | May 8 @ Springfield, 9-5 W |
| MOST STOLEN BASES, GAME..... | 5 (2x)..... | Last: May 21 @ Arkansas, 11-4 W (8) |
| MOST HIT BY PITCHES..... | 3..... | April 27 vs. Amarillo, 12-6 W |

INDIVIDUAL OFFENSIVE HIGHS

| | | |
|--------------------------------|---------------------------------|--|
| MOST RUNS, GAME..... | 4, Maikel Garcia ^ | April 8 @ Springfield, 11-8 W |
| MOST HITS, GAME..... | 4, Maikel Garcia..... | May 1 vs. Amarillo, 9-5 W |
| MOST DOUBLES, GAME..... | 3, Nick Loftin ^ | May 4 @ Springfield, 13-3 W |
| MOST TRIPLES, GAME..... | 1 (10x)..... | Last: Seuly Matias, May 28 @ Midland, 9-7 W (10) |
| MOST HOME RUNS, GAME..... | 2, Sebastian Rivero..... | April 27 vs. Amarillo, 12-6 W |
| MOST RBI, GAME..... | 5, Nick Loftin..... | April 22 @ Frisco, 11-2 W |
| MOST WALKS, GAME..... | 3 (6x)..... | Last: John Rave, May 17 @ Arkansas, 7-6 L (10) |
| MOST STRIKEOUTS, GAME..... | 4 (3x)..... | Last: Michael Massey, June 7 @ Tulsa, 5-2 L |
| MOST STOLEN BASES, GAME..... | 2 (8x)..... | Last: Parker Bates, June 2 vs. Corpus Christi, 8-2 W |
| MOST HIT BY PITCHES, GAME..... | 2, Nick Loftin..... | April 27 vs. Amarillo, 12-6 W |

PITCHING HIGHS

| | | |
|--------------------------------------|-------------------|--|
| MOST RUNS ALLOWED, GAME..... | 17..... | June 5 vs. Corpus Christi, 17-4 L |
| MOST RUNS ALLOWED, INNING..... | 7..... | 3rd inning, April 21 @ Frisco, 12-2 L |
| FEWEST HITS ALLOWED, GAME..... | 2..... | June 2 vs. Corpus Christi, 8-2 W |
| MOST HITS ALLOWED, GAME..... | 16 (2x)..... | Last: June 5 vs. Corpus Christi, 17-4 L |
| FEWEST STRIKEOUTS, GAME..... | 0 ^ | April 10 @ Springfield, 10-5 L |
| MOST STRIKEOUTS, GAME..... | 18..... | June 4 vs. Corpus Christi, 6-5 W (10) |
| FEWEST WALKS ALLOWED, GAME..... | 0..... | May 13 vs. Wichita, 7-0 W |
| MOST WALKS ALLOWED, GAME..... | 16 * | June 5 vs. Corpus Christi, 17-4 L |
| MOST HOME RUNS ALLOWED, GAME..... | 3 (5x)..... | Last: June 7 @ Tulsa, 5-2 L |

INDIVIDUAL PITCHING HIGHS

| | | |
|--|---|--|
| MOST RUNS ALLOWED, GAME..... | 8, Zack Phillips..... | April 9 @ Springfield, 14-11 L |
| MOST EARNED RUNS ALLOWED, GAME..... | 8, Zack Phillips..... | April 9 @ Springfield, 14-11 L |
| FEWEST HITS ALLOWED, GAME (STARTER)..... | 0, Anthony Veneziano (0.2 IP)..... | April 9 @ Springfield, 14-11 L |
| MOST HITS ALLOWED, GAME..... | 9, Alec Marsh..... | May 31 vs. Corpus Christi, 8-7 L |
| MOST HOME RUNS ALLOWED, GAME..... | 3 (2x)..... | Last: Anthony Veneziano, May 28 @ Midland, 9-7 W (10) |
| MOST STRIKEOUTS..... | 10 (4x)..... | Last: Angel Zerpa, June 4 vs. Corpus Christi, 6-5 W (10) |
| MOST CONSECUTIVE STRIKEOUTS..... | 8, Alec Marsh (2nd to 4th Innings) * | May 19 @ Arkansas, 5-0 L |
| MOST WALKS ALLOWED, GAME..... | 6, Marcelo Martinez..... | May 10 vs. Wichita, 7-4 W |
| MOST INNINGS PITCHED, STARTER..... | 7.0, Drew Parrish (2x)..... | Last: May 13 vs. Wichita, 7-0 W |
| MOST PITCHES THROWN, STARTER..... | 100, Drew Parrish..... | May 20 @ Arkansas, 2-1 L |
| MOST INNINGS PITCHED, RELIEVER..... | 4.2, Anthony Veneziano..... | May 14 vs. Wichita, 7-6 L |
| MOST PITCHES THROWN, RELIEVER..... | 74, Dante Biasi..... | May 21 @ Arkansas, W, 11-4 (8) |

^ Indicates All-Time Naturals Record Tied

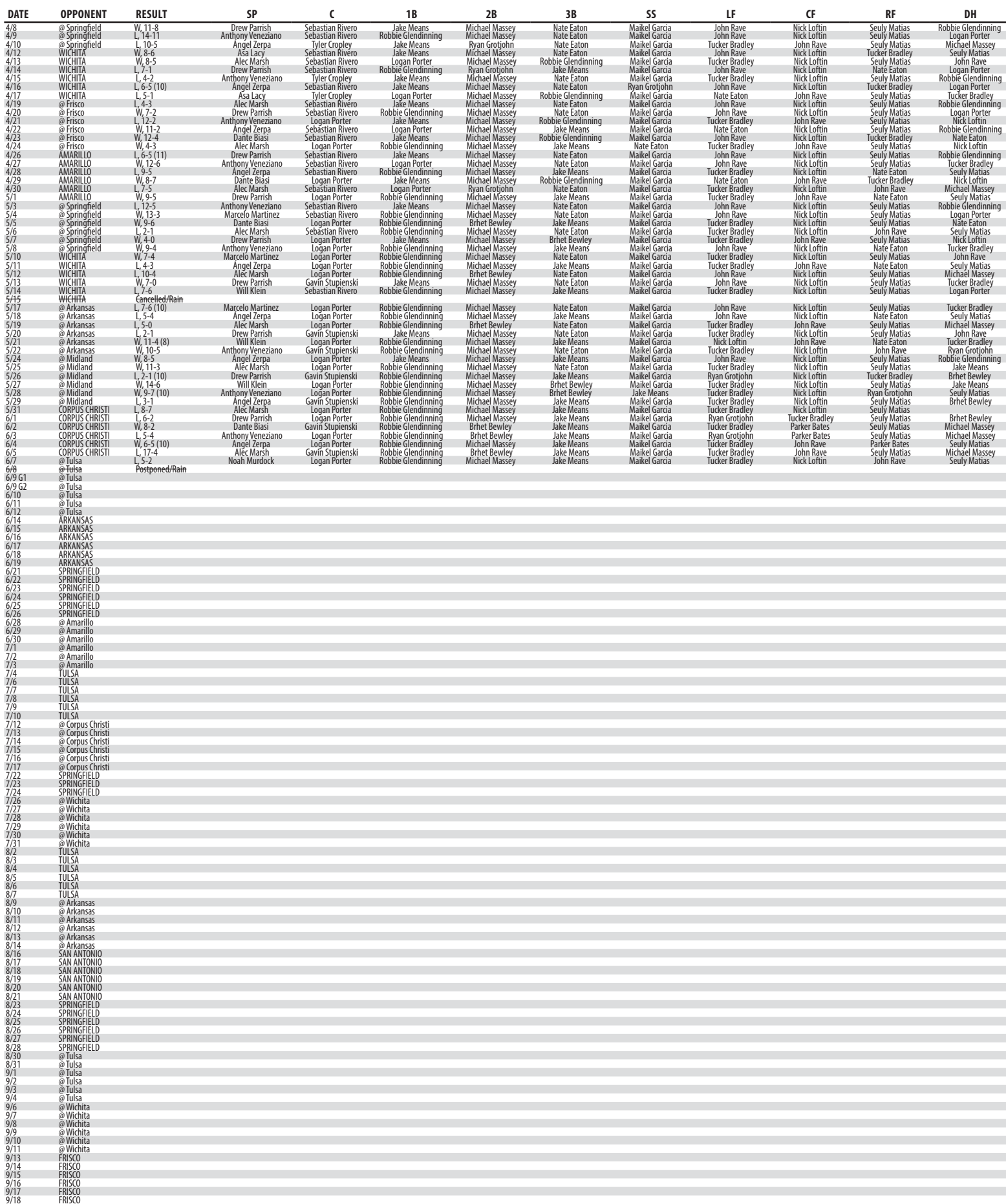
* Indicates All-Time Naturals Record Set



18

GAME-BY-GAME STARTERS (BY POSITION)

A





19

AT

| | OPPONENT | RESULT | 1 | 2 | 3 | 4 | 5 | 6 | 7 | 8 | 9 |
|------|---------------|----------------|---------------|-------------|--------------------|--------------------|--------------------|--------------------|--------------------|--------------------|----------------|
| 4/8 | @ Springfield | W, 11-8 | Maikel Garcia | Nick Loftin | Michael Massey | Seuly Matias | Sebastian Rivero | Robbie Glendinning | Nate Eaton | Jake Means | John Rave |
| 4/9 | @ Springfield | L, 14-11 | Maikel Garcia | Nick Loftin | Michael Massey | Seuly Matias | Sebastian Rivero | Robbie Glendinning | Nate Eaton | Logan Porter | John Rave |
| 4/10 | @ Springfield | L, 10-5 | Maikel Garcia | John Rave | Michael Massey | Seuly Matias | Nate Eaton | Ryan Grotjohn | Jake Means | Tyler Cropley | Tucker Bradley |
| 4/12 | WICHITA | W, 8-6 | Maikel Garcia | Nick Loftin | Michael Massey | Seuly Matias | Sebastian Rivero | John Rave | Nate Eaton | John Means | Tucker Bradley |
| 4/13 | WICHITA | W, 9-5 | Maikel Garcia | Nick Loftin | Michael Massey | Seuly Matias | Sebastian Rivero | John Rave | Robbie Glendinning | Logan Porter | Tucker Bradley |
| 4/14 | WICHITA | L, 7-1 | Maikel Garcia | Nick Loftin | John Rave | Jake Means | Sebastian Rivero | Nate Eaton | Robbie Glendinning | Logan Porter | Ryan Grotjohn |
| 4/15 | WICHITA | L, 4-2 | Maikel Garcia | Nick Loftin | Michael Massey | Seuly Matias | Nate Eaton | Jake Means | Robbie Glendinning | Tyler Cropley | Tucker Bradley |
| 4/16 | WICHITA | L, 6-5 (10) | Nick Loftin | John Rave | Michael Massey | Jake Means | Sebastian Rivero | Nate Eaton | Ryan Grotjohn | Logan Porter | Tucker Bradley |
| 4/17 | WICHITA | L, 5-1 | Maikel Garcia | John Rave | Michael Massey | Seuly Matias | Nate Eaton | Robbie Glendinning | Logan Porter | Tyler Cropley | Tucker Bradley |
| 4/19 | @ Frisco | L, 4-3 | Maikel Garcia | Nick Loftin | Michael Massey | Seuly Matias | Sebastian Rivero | Nate Eaton | Robbie Glendinning | John Rave | John Rave |
| 4/20 | @ Frisco | W, 7-2 | Maikel Garcia | Nick Loftin | Michael Massey | Seuly Matias | Sebastian Rivero | Nate Eaton | Robbie Glendinning | Logan Porter | John Rave |
| 4/21 | @ Frisco | L, 12-2 | Maikel Garcia | Nick Loftin | Michael Massey | Seuly Matias | John Rave | Robbie Glendinning | Logan Porter | Jake Means | Tucker Bradley |
| 4/22 | @ Frisco | W, 11-2 | Maikel Garcia | Nick Loftin | Michael Massey | Seuly Matias | Nate Eaton | Sebastian Rivero | Robbie Glendinning | Logan Porter | Jake Means |
| 4/23 | @ Frisco | W, 12-4 | Maikel Garcia | Nick Loftin | Michael Massey | Robbie Glendinning | John Rave | Sebastian Rivero | Nate Eaton | Jake Means | Tucker Bradley |
| 4/24 | @ Frisco | W, 4-3 | Nick Loftin | John Rave | Michael Massey | Seuly Matias | Robbie Glendinning | Nate Eaton | Logan Porter | Jake Means | Tucker Bradley |
| 4/26 | AMARILLO | L, 6-5 (11) | Maikel Garcia | Nick Loftin | Michael Massey | Seuly Matias | Sebastian Rivero | John Rave | Robbie Glendinning | Nate Eaton | Nate Eaton |
| 4/27 | AMARILLO | W, 12-6 | Maikel Garcia | Nick Loftin | Michael Massey | Seuly Matias | John Rave | Sebastian Rivero | Nate Eaton | Logan Porter | Tucker Bradley |
| 4/28 | AMARILLO | L, 9-5 | Maikel Garcia | Nick Loftin | Michael Massey | Seuly Matias | Nate Eaton | Sebastian Rivero | Robbie Glendinning | Jake Means | Tucker Bradley |
| 4/29 | AMARILLO | W, 8-7 | Maikel Garcia | Nick Loftin | Michael Massey | Robbie Glendinning | Nate Eaton | John Rave | Logan Porter | Jake Means | Tucker Bradley |
| 4/30 | AMARILLO | L, 7-5 | Maikel Garcia | Nick Loftin | Michael Massey | John Rave | Nate Eaton | Sebastian Rivero | Logan Porter | Ryan Grotjohn | Tucker Bradley |
| 5/1 | @ Springfield | W, 9-5 | Maikel Garcia | Nate Eaton | Michael Massey | Seuly Matias | John Rave | Robbie Glendinning | Logan Porter | Jake Means | Tucker Bradley |
| 5/3 | @ Springfield | L, 12-5 | Maikel Garcia | Nick Loftin | Michael Massey | Seuly Matias | Nate Eaton | Sebastian Rivero | Robbie Glendinning | Jake Means | John Rave |
| 5/4 | @ Springfield | W, 13-3 | Maikel Garcia | Nick Loftin | Michael Massey | Seuly Matias | Nate Eaton | Sebastian Rivero | Robbie Glendinning | Logan Porter | John Rave |
| 5/5 | @ Springfield | W, 9-6 | Maikel Garcia | Nick Loftin | Robbie Glendinning | Seuly Matias | Nate Eaton | Logan Porter | Jake Means | Brhet Bewley | Tucker Bradley |
| 5/6 | @ Springfield | L, 2-1 | Maikel Garcia | Nick Loftin | Michael Massey | Seuly Matias | Nate Eaton | Sebastian Rivero | John Rave | Robbie Glendinning | Tucker Bradley |
| 5/7 | @ Springfield | W, 4-0 | Maikel Garcia | Nick Loftin | Michael Massey | Seuly Matias | John Rave | Logan Porter | Brhet Bewley | Jake Means | Tucker Bradley |
| 5/8 | @ Springfield | W, 9-4 | Maikel Garcia | Nick Loftin | Michael Massey | Robbie Glendinning | John Rave | Nate Eaton | Logan Porter | Jake Means | Tucker Bradley |
| 5/10 | WICHITA | W, 7-4 | Maikel Garcia | Nick Loftin | Michael Massey | Seuly Matias | John Rave | Nate Eaton | Robbie Glendinning | Logan Porter | Tucker Bradley |
| 5/11 | WICHITA | L, 4-3 | Maikel Garcia | John Rave | Michael Massey | Seuly Matias | Nate Eaton | Robbie Glendinning | Logan Porter | Jake Means | Tucker Bradley |
| 5/12 | WICHITA | L, 10-4 | Maikel Garcia | Nick Loftin | Michael Massey | Seuly Matias | Nate Eaton | Robbie Glendinning | Logan Porter | Brhet Bewley | John Rave |
| 5/13 | WICHITA | W, 7-0 | Maikel Garcia | Nick Loftin | Michael Massey | Seuly Matias | John Rave | Nate Eaton | Gavin Stupiensi | Jake Means | Tucker Bradley |
| 5/14 | WICHITA | L, 7-6 | Maikel Garcia | Nick Loftin | Michael Massey | Seuly Matias | Robbie Glendinning | Sebastian Rivero | Logan Porter | Jake Means | Tucker Bradley |
| 5/15 | WICHITA | Cancelled/Rain | | | | | | | | | |
| 5/17 | @ Arkansas | L, 7-6 (10) | Maikel Garcia | Nick Loftin | Michael Massey | Seuly Matias | Nate Eaton | John Rave | Robbie Glendinning | Logan Porter | Tucker Bradley |
| 5/18 | @ Arkansas | L, 5-4 | Maikel Garcia | Nick Loftin | Michael Massey | Seuly Matias | Nate Eaton | Robbie Glendinning | Logan Porter | Jake Means | John Rave |
| 5/19 | @ Arkansas | L, 5-0 | Maikel Garcia | Nate Eaton | Michael Massey | Seuly Matias | Robbie Glendinning | John Rave | Logan Porter | Brhet Bewley | Tucker Bradley |
| 5/20 | @ Arkansas | L, 2-1 | Maikel Garcia | Nick Loftin | Michael Massey | Seuly Matias | Nate Eaton | John Rave | Jake Means | Gavin Stupiensi | Tucker Bradley |
| 5/21 | @ Arkansas | W, 11-4 (8) | Maikel Garcia | Nick Loftin | Michael Massey | Logan Porter | Nate Eaton | John Rave | Robbie Glendinning | Jake Means | Tucker Bradley |
| 5/22 | @ Arkansas | W, 10-5 | Maikel Garcia | Nick Loftin | Michael Massey | Robbie Glendinning | John Rave | Nate Eaton | Gavin Stupiensi | Ryan Grotjohn | Tucker Bradley |



LF

Tucker Bradley, 26 (12-14)
John Rave, 18 (9-9)
Nate Eaton, 3 (2-1)
Ryan Grotjohn, 3 (1-2)
Nick Loftin, 1 (1-0)

CF

Nick Loftin, 36 (17-19)
John Rave, 12 (6-6)
Parker Bates, 2 (1-1)
Tucker Bradley, 1 (0-1)

RF

Seuly Matias, 33 (15-18)
Nate Eaton, 7 (3-4)
John Rave, 5 (1-4)
Tucker Bradley, 4 (3-1)
Ryan Grotjohn, 1 (1-0)
Parker Bates, 1 (0-1)

SS

Maikel Garcia, 48 (22-26)
Nate Eaton, 1 (1-0)
Jake Means, 1 (1-0)
Ryan Grotjohn, 1 (0-1)

2B

Michael Massey, 42 (22-20)
Brhet Bewley, 6 (2-4)
Ryan Grotjohn, 3 (0-3)

3B

Nate Eaton, 23 (10-13)
Jake Means, 20 (8-12)
Robbie Glendinning, 5 (3-2)
Brhet Bewley, 3 (3-0)

SP

Drew Parrish, 10 (5-5)
Alec Marsh, 10 (3-7)
Anthony Veneziano, 9 (4-5)
Ángel Zerpa, 9 (3-6)
Dante Biasi, 4 (4-0)
Will Klein, 3 (2-1)
Marcelo Martinez, 3 (2-1)
Asa Lacy, 2 (1-1)
Noah Murdock, 1 (0-1)

1B

Robbie Glendinning, 31 (14-17)
Jake Means, 15 (7-8)
Logan Porter, 5 (3-2)

DH

Seuly Matias, 9 (4-5)
Robbie Glendinning, 7 (3-4)
Michael Massey, 7 (1-6)
Tucker Bradley, 6 (4-2)
Logan Porter, 6 (2-4)
Nick Loftin, 4 (3-1)
John Rave, 3 (2-1)
Brhet Bewley, 3 (0-3)
Nate Eaton, 2 (2-0)
Jake Means, 2 (2-0)
Ryan Grotjohn, 2 (1-1)

C

Logan Porter, 23 (13-10)
Sebastian Rivero, 18 (8-10)
Gavin Stupienski, 7 (3-4)
Tyler Cropley, 3 (0-3)

| 1 | 2 | 3 | 4 | 5 | 6 | 7 | 8 | 9 |
|--|--|---|---|--|---|--|---|---|
| Maikel Garcia, 47 (21-26) Nick Loftin, 3 (2-1) Tucker Bradley, 1 (1-0) | Nick Loftin, 37 (19-18) John Rave, 5 (1-4) Brhet Bewley, 3 (1-2) Tucker Bradley, 3 (1-2) Nate Eaton, 2 (1-1) Maikel Garcia, 1 (1-0) | Michael Massey, 49 (23-26) Robbie Glendinning, 1 (1-0) John Rave, 1 (0-1) | Seuly Matias, 30 (13-17) Robbie Glendinning, 15 (9-6) Logan Porter, 3 (2-1) Nate Eaton, 1 (0-1) Jake Means, 1 (0-1) John Rave, 1 (0-1) | Nate Eaton, 18 (6-12) John Rave, 10 (8-2) Sebastian Rivero, 10 (5-5) Logan Porter, 5 (2-3) Robbie Glendinning, 4 (2-2) Brhet Bewley, 2 (0-2) Seuly Matias, 1 (1-0) Nick Loftin, 1 (0-1) | Seuly Matias, 11 (5-6) Nate Eaton, 9 (6-3) Sebastian Rivero, 9 (4-5) John Rave, 8 (4-4) Robbie Glendinning, 8 (2-6) Logan Porter, 2 (2-0) Brhet Bewley, 1 (1-0) Ryan Grotjohn, 1 (0-1) Jake Means, 1 (0-1) Gavin Stupienski, 1 (0-1) | Robbie Glendinning, 14 (6-8) Logan Porter, 14 (6-8) Nate Eaton, 5 (4-1) Gavin Stupienski, 5 (3-2) Ryan Grotjohn, 5 (1-4) Jake Means, 4 (1-3) Brhet Bewley, 2 (2-0) John Rave, 2 (1-1) | Jake Means, 30 (16-14) Logan Porter, 10 (6-4) Brhet Bewley, 3 (1-2) Ryan Grotjohn, 3 (1-2) Tyler Cropley, 3 (0-3) Robbie Glendinning, 1 (0-1) Gavin Stupienski, 1 (0-1) | Tucker Bradley, 34 (17-17) John Rave, 10 (4-6) Parker Bates, 3 (2-1) Jake Means, 1 (1-0) Brhet Bewley, 1 (0-1) Nate Eaton, 1 (0-1) Ryan Grotjohn, 1 (0-1) |



| GM # | APRIL | OPPONENT | SCORE | RECORD | Pos./G+/- | WIN | LOSS | SAVE | TEMP. | 1ST PITCH | TIME | ATT. | HOME ATT. | NATURALS | | | | OPPONENT | | | |
|------|-------|---------------|-------------|--------|------------|---------------------------|---------------------|-----------------|-------|-----------|------|-------|-----------|----------|----|---|----|----------|----|---|----|
| | | | | | | | | | | | | | | R | H | E | LO | R | H | E | LO |
| 1 | 4/8 | @ Springfield | W, 11-8 | 1-0 | T-1st/+1.0 | Á. Sotillet (1-0) | G. Black (0-1) | - | 42° | 6:41 PM | 3:55 | 3,682 | | 11 | 12 | 0 | 10 | 8 | 8 | 4 | 10 |
| 2 | 4/9 | @ Springfield | L, 14-11 | 1-1 | T-2nd/-1.0 | J. Quezada (1-0) | A. Veneziano (0-1) | F. Pacheco (1) | 63° | 5:37 PM | 3:47 | 3,037 | | 11 | 15 | 2 | 10 | 14 | 13 | 2 | 10 |
| 3 | 4/10 | @ Springfield | L, 10-5 | 1-2 | T-3rd/-2.0 | M. Brettell (1-0) | Á. Zepa (0-1) | - | 79° | 1:38 PM | 2:43 | 2,760 | | 5 | 7 | 2 | 6 | 10 | 12 | 1 | 6 |
| 4 | 4/12 | WICHITA | W, 8-6 | 2-2 | T-3rd/-1.0 | D. Biasi (1-0) | B. Lawson (0-1) | Á. Sotillet (1) | 72° | 7:04 PM | 3:04 | 4,032 | 4,032 | 8 | 8 | 0 | 6 | 6 | 6 | 2 | 9 |
| 5 | 4/13 | WICHITA | W, 8-5 | 3-2 | 2nd/-1.0 | C. Cosby (1-0) | A. Scherff (0-1) | - | 53° | 7:05 PM | 2:48 | 2,590 | 6,622 | 8 | 12 | 0 | 7 | 5 | 7 | 2 | 4 |
| 6 | 4/14 | WICHITA | L, 7-1 | 3-3 | 3rd/-1.0 | L. Varland (1-0) | D. Parrish (0-1) | - | 64° | 7:04 PM | 3:03 | 2,655 | 9,277 | 1 | 5 | 0 | 7 | 7 | 7 | 0 | 7 |
| 7 | 4/15 | WICHITA | L, 4-2 | 3-4 | 3rd/-2.0 | S. Woods Richardson (1-0) | A. Veneziano (0-2) | A. Schulfer (1) | 73° | 7:05 PM | 2:25 | 4,404 | 13,681 | 2 | 5 | 0 | 6 | 4 | 9 | 1 | 9 |
| 8 | 4/16 | WICHITA | L, 6-5 (10) | 3-5 | T-4th/-2.0 | A. Angulo (1-0) | Z. Willeman (0-1) | S. Klimek (1) | 55° | 6:05 PM | 3:25 | 3,003 | 16,684 | 5 | 6 | 2 | 12 | 6 | 16 | 4 | 11 |
| 9 | 4/17 | WICHITA | L, 5-1 | 3-6 | 5th/-3.0 | T. Viza (1-0) | A. Lacy (0-1) | - | 52° | 2:05 PM | 2:37 | 1,950 | 18,634 | 1 | 10 | 1 | 9 | 5 | 7 | 0 | 5 |
| 10 | 4/19 | @ Frisco | L, 4-3 | 3-7 | 5th/-4.0 | S. Nordlin (2-1) | A. Marsh (0-1) | C. Lee (3) | 70° | 6:37 PM | 2:37 | 2,162 | | 3 | 2 | 0 | 7 | 4 | 9 | 1 | 10 |
| 11 | 4/20 | @ Frisco | W, 7-2 | 4-7 | T-4th/-4.0 | D. Parrish (1-1) | A. Weems (0-1) | - | 86° | 6:37 PM | 2:27 | 2,324 | | 7 | 10 | 1 | 7 | 2 | 4 | 0 | 6 |
| 12 | 4/21 | @ Frisco | L, 12-2 | 4-8 | 5th/-4.0 | N. Starr (1-0) | A. Veneziano (0-3) | - | 82° | 6:37 PM | 2:26 | 3,939 | | 2 | 2 | 0 | 7 | 12 | 13 | 1 | 3 |
| 13 | 4/22 | @ Frisco | W, 11-2 | 5-8 | T-4th/-4.0 | Á. Zepa (1-1) | C. Bradford (1-1) | - | 84° | 6:36 PM | 2:30 | 6,222 | | 11 | 8 | 0 | 4 | 2 | 8 | 1 | 10 |
| 14 | 4/23 | @ Frisco | W, 12-4 | 6-8 | 4th/-4.0 | W. Pennington (1-0) | J. Leiter (0-1) | - | 82° | 6:40 PM | 2:39 | 6,777 | | 12 | 12 | 2 | 7 | 4 | 10 | 2 | 8 |
| 15 | 4/24 | @ Frisco | W, 4-3 | 7-8 | 4th/-3.0 | Y. Del Rosario (1-0) | C. Ragans (0-1) | Á. Sotillet (2) | 75° | 4:16 PM | 2:21 | 3,208 | | 4 | 9 | 0 | 9 | 3 | 6 | 1 | 6 |
| 16 | 4/26 | AMARILLO | L, 6-5 (11) | 7-9 | T-4th/-3.0 | J. Garcia (1-0) | W. Pennington (1-1) | B. Rogers (1) | 55° | 11:06 AM | 3:02 | 3,702 | 22,336 | 6 | 10 | 0 | 8 | 5 | 9 | 1 | 9 |
| 17 | 4/27 | AMARILLO | W, 12-6 | 8-9 | 4th/-3.0 | A. Veneziano (1-3) | S. Cecconi (0-1) | - | 68° | 7:05 PM | 2:28 | 3,073 | 25,409 | 12 | 15 | 0 | 9 | 6 | 11 | 2 | 7 |
| 18 | 4/28 | AMARILLO | L, 9-5 | 8-10 | 4th/-3.0 | K. Curtis (1-1) | Z. Willeman (0-2) | - | 64° | 7:04 PM | 2:38 | 3,100 | 28,509 | 5 | 8 | 0 | 6 | 9 | 13 | 1 | 4 |
| 19 | 4/29 | AMARILLO | W, 8-7 | 9-10 | T-3rd/-3.0 | W. Pennington (2-1) | D. Olivero (0-1) | J. Dipoto (1) | 74° | 7:05 PM | 2:51 | 4,890 | 33,399 | 8 | 17 | 1 | 9 | 7 | 15 | 0 | 11 |
| 20 | 4/30 | AMARILLO | L, 7-5 | 9-11 | T-3rd/-3.0 | B. Pfaadt (1-1) | H. Capps (0-1) | B. Workman (1) | 72° | 6:06 PM | 2:16 | 5,857 | 39,256 | 5 | 8 | 0 | 4 | 7 | 10 | 0 | 5 |

APRIL Hitting Results: .261/.357/.422 (180-for-690), 37 2B, 22 HR, 126 R, 97 BB, 32 SB // APRIL Pitching Results: 9-11, 5.98 ERA (119 ER in 179.0 IP), 3/5 SV, 194 H, 25 HR, 87 BB, 158 K, .276 AVG

| GM # | MAY | OPPONENT | SCORE | RECORD | Pos./G+/- | WIN | LOSS | SAVE | TEMP. | 1ST PITCH | TIME | ATT. | HOME ATT. | NATURALS | | | | OPPONENT | | | |
|------|------|----------------|-------------|--------|------------|----------------------|---------------------------|--------------------|-------|-----------|------------|-------|-----------|----------|----|---|----|----------|----|---|----|
| | | | | | | | | | | | | | | R | H | E | LO | R | H | E | LO |
| 21 | 5/1 | AMARILLO | W, 9-5 | 10-11 | 3rd/-3.0 | D. Parrish (2-1) | J. Vernia (0-1) | - | 70° | 2:04 PM | 2:32 | 5,348 | 44,604 | 9 | 12 | 0 | 7 | 5 | 11 | 0 | 7 |
| 22 | 5/3 | @ Springfield | L, 12-5 | 10-12 | T-3rd/-3.5 | D. Roach (2-1) | A. Veneziano (1-3) | - | 52° | 6:37 PM | 2:49 | 3,701 | | 5 | 8 | 2 | 7 | 12 | 10 | 2 | 10 |
| 23 | 5/4 | @ Springfield | W, 13-3 | 11-12 | T-3rd/-3.0 | M. Martinez (1-0) | K. Leahy (0-4) | - | 55° | 7:34 PM | 2:33 (:59) | 3,131 | | 13 | 15 | 0 | 10 | 3 | 6 | 1 | 4 |
| 24 | 5/5 | @ Springfield | W, 9-6 | 12-12 | T-3rd/-2.5 | Y. Del Rosario (2-0) | G. Black (1-3) | W. Pennington (1) | 61° | 6:36 PM | 2:42 | 3,125 | | 9 | 17 | 0 | 12 | 6 | 8 | 1 | 4 |
| 25 | 5/6 | @ Springfield | L, 2-1 | 12-13 | T-3rd/-4.0 | T. Pike (1-1) | H. Capps (0-2) | F. Pacheco (5) | 64° | 6:39 PM | 2:22 | 3,165 | | 1 | 4 | 1 | 2 | 2 | 6 | 0 | 10 |
| 26 | 5/7 | @ Springfield | W, 4-0 | 13-13 | 3rd/-4.0 | D. Parrish (3-1) | C. Lunn (2-3) | - | 74° | 6:05 PM | 2:04 | 4,375 | | 4 | 9 | 0 | 5 | 0 | 3 | 1 | 4 |
| 27 | 5/8 | @ Springfield | W, 9-5 | 14-13 | 3rd/-2.5 | W. Pennington (3-1) | F. Pacheco (0-1) | - | 77° | 6:07 PM | 2:40 | 3,922 | | 9 | 13 | 1 | 8 | 5 | 6 | 1 | 7 |
| 28 | 5/10 | WICHITA | W, 7-4 | 15-13 | 3rd/-1.5 | D. Biasi (2-0) | K. Klimek (0-1) | Y. Del Rosario (1) | 84° | 11:06 AM | 2:35 | 5,620 | 50,224 | 7 | 11 | 0 | 5 | 4 | 7 | 0 | 11 |
| 29 | 5/11 | WICHITA | L, 4-3 | 15-14 | 3rd/-2.5 | K. Funderburk (2-0) | Á. Zepa (1-2) | A. Schulfer (5) | 84° | 7:04 PM | 2:22 | 2,434 | 52,658 | 3 | 8 | 2 | 9 | 4 | 8 | 2 | 8 |
| 30 | 5/12 | WICHITA | L, 10-4 | 15-15 | 3rd/-3.5 | L. Varland (4-1) | P. Smith (0-1) | - | 85° | 7:06 PM | 2:30 | 3,825 | 56,483 | 4 | 8 | 2 | 4 | 10 | 11 | 1 | 9 |
| 31 | 5/13 | WICHITA | W, 7-0 | 16-15 | 3rd/-2.5 | D. Parrish (4-1) | S. Woods Richardson (2-1) | - | 82° | 7:05 PM | 2:14 | 4,497 | 60,980 | 7 | 8 | 0 | 3 | 0 | 5 | 0 | 5 |
| 32 | 5/14 | WICHITA | L, 7-6 | 16-16 | 3rd/-3.5 | B. Gross (2-0) | H. Capps (0-3) | A. Schulfer (6) | 84° | 6:04 PM | 2:52 | 5,558 | 66,538 | 6 | 11 | 1 | 10 | 7 | 10 | 2 | 8 |
| 33 | 5/17 | @ Arkansas | L, 7-6 (10) | 16-17 | 3rd/-4.5 | T. Kuhn (1-1) | W. Pennington (3-2) | - | 81° | 6:37 PM | 2:53 | 3,374 | | 6 | 12 | 0 | 10 | 7 | 10 | 1 | 6 |
| 34 | 5/18 | @ Arkansas | L, 5-4 | 16-18 | 3rd/-5.5 | T. Dollard (1-1) | Á. Zepa (1-3) | M. Stryffeler (6) | 89° | 6:34 PM | 2:14 | 3,646 | | 4 | 5 | 1 | 5 | 5 | 7 | 1 | 6 |
| 35 | 5/19 | @ Arkansas | L, 5-0 | 16-19 | 4th/-6.5 | C. Jones (1-2) | A. Marsh (0-2) | - | 90° | 6:35 PM | 2:15 | 3,769 | | 0 | 3 | 1 | 7 | 5 | 8 | 3 | 8 |
| 36 | 5/20 | @ Arkansas | L, 2-1 | 16-20 | 4th/-6.5 | J. Haberer (1-2) | D. Parrish (4-2) | T. Kuhn (3) | 89° | 7:04 PM | 2:24 | 6,016 | | 1 | 4 | 1 | 6 | 2 | 4 | 0 | 7 |
| 37 | 5/21 | @ Arkansas | W, 11-4 (8) | 17-20 | 4th/-6.0 | D. Biasi (3-0) | S. Kolek (1-3) | - | 75° | 7:06 PM | 2:54 (:30) | 3,869 | | 11 | 12 | 0 | 10 | 4 | 5 | 1 | 6 |
| 38 | 5/22 | @ Arkansas | W, 10-5 | 18-20 | 3rd/-6.0 | Z. Phillips (1-0) | E. Hancock (0-1) | - | 62° | 1:35 PM | 2:44 | 3,807 | | 10 | 11 | 1 | 6 | 5 | 8 | 2 | 8 |
| 39 | 5/24 | @ Midland | W, 8-5 | 19-20 | 3rd/-5.5 | Y. Del Rosario (3-0) | D. Leal (0-1) | Z. Willeman (1) | 68° | 11:02 AM | 2:25 | 4,066 | | 8 | 10 | 0 | 5 | 5 | 12 | 1 | 11 |
| 40 | 5/25 | @ Midland | W, 11-3 | 20-20 | 3rd/-4.5 | A. Marsh (1-2) | R. Cusick (1-5) | - | 74° | 6:33 PM | 2:48 | 3,012 | | 11 | 16 | 0 | 9 | 3 | 10 | 2 | 13 |
| 41 | 5/26 | @ Midland | L, 2-1 (10) | 20-21 | 3rd/-5.5 | G. Acton (1-2) | Z. Phillips (1-1) | - | 90° | 7:02 PM | 2:41 | 3,450 | | 1 | 8 | 0 | 11 | 2 | 3 | 1 | 4 |
| 42 | 5/27 | @ Midland | W, 14-6 | 21-21 | 3rd/-5.0 | Á. Sotillet (2-0) | T. Damron (1-3) | - | 97° | 7:01 PM | 3:03 | 3,549 | | 14 | 17 | 2 | 12 | 6 | 7 | 2 | 11 |
| 43 | 5/28 | @ Midland | W, 9-7 (10) | 22-21 | 3rd/-5.0 | Y. Del Rosario (4-0) | C. Cohen (2-3) | - | 98° | 7:00 PM | 2:50 | 3,425 | | 9 | 15 | 0 | 11 | 7 | 10 | 1 | 8 |
| 44 | 5/29 | @ Midland | L, 3-1 | 22-22 | 3rd/-5.0 | M. Milburn (3-3) | Á. Zepa (1-4) | A. Briggs (2) | 96° | 2:02 PM | 1:48 | 2,446 | | 1 | 6 | 0 | 7 | 3 | 11 | 0 | 6 |
| 45 | 5/31 | CORPUS CHRISTI | L, 8-7 | 22-23 | 4th/-5.0 | D. West (1-0) | Y. Del Rosario (1-4) | M. Ruppenthal (1) | 82° | 7:04 PM | 2:52 | 2,247 | 68,785 | 7 | 12 | 2 | 9 | 8 | 11 | 0 | 7 |

MAY Hitting Results: .285/.353/.455 (254-for-892), 53 2B, 29 HR, 160 R, 94 BB, 31 SB // APRIL Pitching Results: 13-12, 4.43 ERA (108 ER in 219.1 IP), 3/6 SV, 197 H, 25 HR, 123 BB, 249 K, .239 AVG

| | | | | | | | | | | | | | | NATURALS | | | | OPPONENT | | | |
|------|------|----------------|---------------------------------------|---------|-----------|-------------------|----------------------|------|-------|-----------|------|-------|-----------|----------|---|---|----|----------|----|---|----|
| GM # | JUNE | OPPONENT | SCORE | RECORD | Pos./G+/- | WIN | LOSS | SAVE | TEMP. | 1ST PITCH | TIME | ATT. | HOME ATT. | R | H | E | LO | R | H | E | LO |
| 46 | 6/1 | CORPUS CHRISTI | L, 6-2 | 22 - 24 | 4th/-5.5 | J. Endersby (2-1) | D. Parrish (4-3) | - | 80° | 7:04 PM | 2:32 | 2,183 | 70,968 | 2 | 7 | 0 | 8 | 6 | 11 | 0 | 8 |
| 47 | 6/2 | CORPUS CHRISTI | W, 8-2 | 23 - 24 | 4th/-5.5 | D. Biasi (4-0) | J. Melendez (0-5) | - | 84° | 4:04 PM | 3:01 | 5,408 | 76,376 | 8 | 9 | 0 | 6 | 2 | 2 | 1 | 9 |
| 48 | 6/3 | CORPUS CHRISTI | L, 5-4 | 23 - 25 | 4th/-5.5 | A. Chaidex (2-0) | Y. Del Rosario (2-4) | - | 75° | 7:05 PM | 2:34 | 5,659 | 82,035 | 4 | 7 | 0 | 7 | 5 | 9 | 0 | 8 |
| 49 | 6/4 | CORPUS CHRISTI | W, 6-5 (10) | 24 - 25 | 4th/-5.5 | J. Dipoto (1-0) | D. Conn (4-2) | - | 79° | 6:05 PM | 3:03 | 3,928 | 85,963 | 6 | 4 | 0 | 8 | 5 | 7 | 1 | 9 |
| 50 | 6/5 | CORPUS CHRISTI | L, 17-4 | 24 - 26 | 4th/-6.5 | J. Bravo (2-1) | A. Marsh (1-3) | - | 78° | 2:04 PM | 3:04 | 2,735 | 88,698 | 4 | 7 | 3 | 4 | 17 | 16 | 0 | 14 |
| 51 | 6/7 | @ Tulsa | L, 5-2 | 24 - 27 | 4th/-6.5 | G. Stone (2-1) | N. Murdock (0-1) | - | 84° | 7:06 PM | 2:12 | 4,036 | | 2 | 6 | 0 | 8 | 5 | 9 | 0 | 5 |
| | 6/8 | @ Tulsa | Postponed/Rain (To be made up June 9) | | | | | | | | | | | | | | | | | | |
| 52 | 6/9 | @ Tulsa | | | | | | | | | | | | | | | | | | | |
| 53 | 6/9 | @ Tulsa | | | | | | | | | | | | | | | | | | | |
| 54 | 6/10 | @ Tulsa | | | | | | | | | | | | | | | | | | | |
| 55 | 6/11 | @ Tulsa | | | | | | | | | | | | | | | | | | | |
| 56 | 6/12 | @ Tulsa | | | | | | | | | | | | | | | | | | | |
| 57 | 6/14 | ARKANSAS | | | | | | | | | | | | | | | | | | | |
| 58 | 6/15 | ARKANSAS | | | | | | | | | | | | | | | | | | | |
| 59 | 6/16 | ARKANSAS | | | | | | | | | | | | | | | | | | | |
| 60 | 6/17 | ARKANSAS | | | | | | | | | | | | | | | | | | | |
| 61 | 6/18 | ARKANSAS | | | | | | | | | | | | | | | | | | | |
| 62 | 6/19 | ARKANSAS | | | | | | | | | | | | | | | | | | | |
| 63 | 6/21 | SPRINGFIELD | | | | | | | | | | | | | | | | | | | |
| 64 | 6/22 | SPRINGFIELD | | | | | | | | | | | | | | | | | | | |
| 65 | 6/23 | SPRINGFIELD | | | | | | | | | | | | | | | | | | | |
| 66 | 6/24 | SPRINGFIELD | | | | | | | | | | | | | | | | | | | |
| 67 | 6/25 | SPRINGFIELD | | | | | | | | | | | | | | | | | | | |
| 68 | 6/26 | SPRINGFIELD | | | | | | | | | | | | | | | | | | | |



23

GAME-BY-GAME RESULTS



JUNE Hitting Results: TBD // JUNE Pitching Results: TBD

| GM # | JULY | OPPONENT | SCORE | RECORD | Pos./G+/- | WIN | LOSS | SAVE | TEMP. | 1ST PITCH | TIME | ATT. | HOME ATT. | R | H | E | LO | R | H | E | LO |
|------|------|----------|-------|--------|-----------|-----|------|------|-------|-----------|------|------|-----------|---|---|---|----|---|---|---|----|
|------|------|----------|-------|--------|-----------|-----|------|------|-------|-----------|------|------|-----------|---|---|---|----|---|---|---|----|

JULY Hitting Results: TBD // JULY Pitching Results: TBD

| GM # | AUGUST | OPPONENT | SCORE | RECORD | Pos./G+/- | WIN | LOSS | SAVE | TEMP. | 1ST PITCH | TIME | ATT. | HOME ATT. | R | H | E | LO | R | H | E | LO |
|------|--------|----------|-------|--------|-----------|-----|------|------|-------|-----------|------|------|-----------|---|---|---|----|---|---|---|----|
|------|--------|----------|-------|--------|-----------|-----|------|------|-------|-----------|------|------|-----------|---|---|---|----|---|---|---|----|

AUGUST Hitting Results: TBD // AUGUST Pitching Results: TBD

| GM # | SEPTEMBER | OPPONENT | SCORE | RECORD | Pos./G+/- | WIN | LOSS | SAVE | TEMP. | 1ST PITCH | TIME | ATT. | HOME ATT. | R | H | E | LO | R | H | E | LO |
|------|-----------|----------|-------|--------|-----------|-----|------|------|-------|-----------|------|------|-----------|---|---|---|----|---|---|---|----|
|------|-----------|----------|-------|--------|-----------|-----|------|------|-------|-----------|------|------|-----------|---|---|---|----|---|---|---|----|

SEPTEMBER Hitting Results: TBD // SEPTEMBER Pitching Results: TBD



| | |
|------|-------------|
| 6/26 | SPRINGFIELD |
|------|-------------|



25

GAME-BY-GAME HITTING



| DATE | OPPONENT | RESULT | AB | R | H | RBI | 2B | 3B | HR | TB | BB | SO | IBB | SB | CS | HBP | SAC | SF | GIDP | LOB | AVG (SEASON) |
|--------|----------------|----------------|----|----|----|-----|----|----|----|----|----|----|-----|----|----|-----|-----|----|------|-----|--------------|
| 4/8 | @ Springfield | W, 11-8 | 40 | 11 | 12 | 9 | 2 | 0 | 0 | 14 | 8 | 8 | 0 | 3 | 0 | 0 | 0 | 0 | 2 | 10 | .300 |
| 4/9 | @ Springfield | L, 14-11 | 39 | 11 | 15 | 9 | 2 | 0 | 0 | 17 | 7 | 8 | 0 | 0 | 1 | 0 | 0 | 2 | 1 | 10 | .342 |
| 4/10 | @ Springfield | L, 10-5 | 30 | 5 | 7 | 5 | 2 | 0 | 1 | 12 | 5 | 8 | 0 | 0 | 0 | 1 | 0 | 2 | 3 | 6 | .312 |
| 4/12 | WICHITA | W, 8-6 | 34 | 8 | 8 | 6 | 2 | 1 | 0 | 12 | 4 | 7 | 0 | 3 | 0 | 0 | 0 | 0 | 1 | 6 | .294 |
| 4/13 | WICHITA | W, 8-5 | 32 | 8 | 12 | 7 | 3 | 1 | 0 | 17 | 5 | 8 | 0 | 0 | 0 | 0 | 1 | 1 | 0 | 7 | .309 |
| 4/14 | WICHITA | L, 7-1 | 32 | 1 | 5 | 1 | 1 | 0 | 0 | 6 | 2 | 15 | 0 | 1 | 0 | 1 | 0 | 0 | 0 | 7 | .285 |
| 4/15 | WICHITA | L, 4-2 | 32 | 2 | 5 | 1 | 1 | 1 | 0 | 8 | 3 | 5 | 0 | 0 | 1 | 0 | 0 | 0 | 0 | 6 | .268 |
| 4/16 | WICHITA | L, 6-5 (10) | 35 | 5 | 6 | 5 | 0 | 0 | 0 | 6 | 9 | 12 | 1 | 2 | 0 | 1 | 0 | 1 | 0 | 12 | .255 |
| 4/17 | WICHITA | L, 5-1 | 35 | 1 | 10 | 1 | 0 | 0 | 0 | 10 | 2 | 9 | 0 | 4 | 0 | 0 | 0 | 0 | 1 | 9 | .259 |
| 4/19 | @ Frisco | L, 4-3 | 29 | 3 | 2 | 3 | 0 | 0 | 1 | 5 | 6 | 6 | 0 | 2 | 0 | 1 | 1 | 0 | 0 | 7 | .243 |
| 4/20 | @ Frisco | W, 7-2 | 35 | 7 | 10 | 7 | 1 | 0 | 3 | 20 | 6 | 11 | 0 | 1 | 0 | 0 | 0 | 0 | 1 | 7 | .247 |
| 4/21 | @ Frisco | L, 12-2 | 27 | 2 | 2 | 2 | 0 | 0 | 2 | 8 | 9 | 12 | 0 | 4 | 0 | 0 | 0 | 0 | 2 | 7 | .235 |
| 4/22 | @ Frisco | W, 11-2 | 35 | 11 | 8 | 10 | 3 | 0 | 2 | 17 | 6 | 9 | 0 | 0 | 0 | 1 | 0 | 0 | 0 | 4 | .234 |
| 4/23 | @ Frisco | W, 12-4 | 41 | 12 | 12 | 11 | 4 | 0 | 3 | 25 | 5 | 11 | 0 | 2 | 0 | 0 | 0 | 0 | 0 | 7 | .239 |
| 4/24 | @ Frisco | W, 4-3 | 36 | 4 | 9 | 2 | 1 | 0 | 1 | 13 | 4 | 9 | 0 | 3 | 1 | 0 | 0 | 0 | 0 | 9 | .240 |
| 4/26 | AMARILLO | L, 6-5 (11) | 39 | 5 | 9 | 5 | 3 | 0 | 1 | 15 | 3 | 9 | 0 | 0 | 0 | 1 | 1 | 1 | 0 | 9 | .240 |
| 4/27 | AMARILLO | W, 12-6 | 37 | 12 | 15 | 11 | 3 | 0 | 3 | 27 | 3 | 9 | 0 | 1 | 0 | 3 | 0 | 2 | 0 | 9 | .250 |
| 4/28 | AMARILLO | L, 9-5 | 31 | 5 | 8 | 4 | 1 | 0 | 1 | 12 | 5 | 9 | 0 | 4 | 1 | 1 | 1 | 0 | 1 | 6 | .250 |
| 4/29 | AMARILLO | W, 8-7 | 36 | 8 | 17 | 8 | 5 | 1 | 1 | 27 | 4 | 8 | 0 | 1 | 1 | 1 | 0 | 0 | 2 | 9 | .263 |
| 4/30 | AMARILLO | L, 7-5 | 35 | 5 | 8 | 5 | 3 | 0 | 3 | 20 | 1 | 10 | 0 | 1 | 0 | 0 | 0 | 0 | 0 | 4 | .261 |
| 5/1 | AMARILLO | W, 9-5 | 34 | 9 | 12 | 8 | 2 | 0 | 3 | 23 | 3 | 9 | 0 | 2 | 0 | 1 | 1 | 1 | 0 | 7 | .265 |
| 5/3 | @ Springfield | L, 12-5 | 36 | 5 | 8 | 5 | 2 | 1 | 0 | 12 | 2 | 9 | 0 | 0 | 0 | 0 | 0 | 1 | 0 | 7 | .263 |
| 5/4 | @ Springfield | W, 13-3 | 40 | 13 | 15 | 13 | 5 | 0 | 1 | 23 | 9 | 11 | 0 | 0 | 1 | 1 | 0 | 0 | 1 | 1 | .269 |
| 5/5 | @ Springfield | W, 9-6 | 43 | 9 | 17 | 9 | 1 | 1 | 4 | 32 | 3 | 7 | 0 | 2 | 0 | 0 | 1 | 1 | 0 | 12 | .275 |
| 5/6 | @ Springfield | L, 2-1 | 28 | 1 | 4 | 1 | 0 | 0 | 0 | 4 | 1 | 10 | 0 | 0 | 2 | 0 | 0 | 1 | 0 | 2 | .271 |
| 5/7 | @ Springfield | W, 4-0 | 33 | 4 | 9 | 4 | 1 | 1 | 0 | 12 | 3 | 8 | 0 | 2 | 1 | 0 | 0 | 0 | 1 | 5 | .271 |
| 5/8 | @ Springfield | W, 9-5 | 37 | 9 | 13 | 8 | 2 | 0 | 2 | 21 | 4 | 3 | 1 | 0 | 0 | 0 | 1 | 2 | 1 | 8 | .274 |
| 5/10 | WICHITA | W, 7-4 | 30 | 7 | 11 | 7 | 2 | 0 | 2 | 19 | 3 | 7 | 0 | 1 | 1 | 1 | 1 | 1 | 1 | 5 | .277 |
| 5/11 | WICHITA | L, 4-3 | 36 | 3 | 8 | 3 | 0 | 0 | 1 | 11 | 3 | 10 | 0 | 2 | 0 | 0 | 0 | 0 | 1 | 9 | .275 |
| 5/12 | WICHITA | L, 10-4 | 35 | 4 | 8 | 4 | 3 | 0 | 1 | 14 | 0 | 10 | 0 | 0 | 0 | 0 | 0 | 0 | 0 | 4 | .274 |
| 5/13 | WICHITA | W, 7-0 | 32 | 7 | 8 | 7 | 1 | 0 | 2 | 15 | 2 | 9 | 0 | 5 | 0 | 0 | 0 | 0 | 0 | 3 | .273 |
| 5/14 | WICHITA | L, 7-6 | 39 | 6 | 11 | 5 | 4 | 0 | 1 | 18 | 4 | 13 | 0 | 1 | 0 | 0 | 0 | 0 | 0 | 10 | .273 |
| 5/15 | WICHITA | Cancelled/Rain | | | | | | | | | | | | | | | | | | | |
| 5/17 | @ Arkansas | L, 7-6 (10) | 40 | 6 | 12 | 6 | 4 | 0 | 0 | 16 | 5 | 8 | 0 | 0 | 1 | 0 | 0 | 0 | 2 | 10 | .274 |
| 5/18 | @ Arkansas | L, 5-4 | 32 | 4 | 5 | 2 | 1 | 0 | 0 | 6 | 3 | 10 | 0 | 2 | 0 | 0 | 1 | 0 | 0 | 5 | .271 |
| 5/19 | @ Arkansas | L, 5-0 | 31 | 0 | 3 | 0 | 0 | 0 | 0 | 3 | 1 | 10 | 0 | 1 | 0 | 2 | 0 | 0 | 3 | 7 | .266 |
| 5/20 | @ Arkansas | L, 2-1 | 30 | 1 | 4 | 1 | 0 | 0 | 0 | 4 | 3 | 9 | 0 | 1 | 0 | 0 | 0 | 1 | 0 | 6 | .263 |
| 5/21 | @ Arkansas | W, 11-4 (8) | 33 | 11 | 12 | 11 | 1 | 0 | 1 | 16 | 6 | 5 | 0 | 5 | 0 | 2 | 1 | 2 | 0 | 10 | .266 |
| 5/22 | @ Arkansas | W, 10-5 | 37 | 10 | 11 | 10 | 2 | 1 | 2 | 21 | 4 | 10 | 0 | 1 | 0 | 1 | 1 | 0 | 2 | 6 | .267 |
| 5/24 | @ Midland | W, 8-5 | 36 | 8 | 10 | 8 | 2 | 0 | 2 | 18 | 4 | 9 | 0 | 1 | 0 | 0 | 0 | 0 | 1 | 5 | .267 |
| 5/25 | @ Midland | W, 11-3 | 40 | 11 | 16 | 10 | 3 | 1 | 2 | 27 | 5 | 6 | 0 | 1 | 0 | 0 | 0 | 2 | 2 | 9 | .271 |
| 5/26 | @ Midland | L, 2-1 (10) | 36 | 1 | 8 | 1 | 2 | 0 | 0 | 10 | 3 | 11 | 1 | 0 | 0 | 1 | 0 | 1 | 1 | 11 | .269 |
| 5/27 | @ Midland | W, 14-6 | 45 | 14 | 17 | 12 | 5 | 0 | 1 | 25 | 8 | 5 | 0 | 2 | 0 | 0 | 0 | 0 | 1 | 12 | .272 |
| 5/28 | @ Midland | W, 9-7 (10) | 43 | 9 | 15 | 8 | 5 | 1 | 2 | 28 | 5 | 12 | 1 | 0 | 0 | 0 | 1 | 0 | 0 | 11 | .274 |
| 5/29 | @ Midland | L, 3-1 | 31 | 1 | 6 | 1 | 2 | 0 | 1 | 11 | 4 | 7 | 0 | 1 | 0 | 0 | 0 | 0 | 1 | 7 | .273 |
| 5/31 | CORPUS CHRISTI | L, 8-7 | 35 | 7 | 12 | 7 | 3 | 0 | 1 | 18 | 6 | 14 | 0 | 1 | 1 | 0 | 0 | 2 | 0 | 9 | .274 |
| 6/1 | CORPUS CHRISTI | L, 6-2 | 32 | 2 | 7 | 2 | 4 | 0 | 0 | 11 | 4 | 8 | 0 | 0 | 0 | 0 | 0 | 1 | 1 | 8 | .273 |
| 6/2 | CORPUS CHRISTI | W, 8-2 | 31 | 8 | 9 | 6 | 1 | 0 | 0 | 10 | 7 | 11 | 0 | 4 | 0 | 0 | 0 | 0 | 3 | 6 | .274 |
| 6/3 | CORPUS CHRISTI | L, 5-4 | 34 | 4 | 7 | 4 | 1 | 0 | 2 | 14 | 3 | 15 | 0 | 0 | 0 | 1 | 0 | 0 | 0 | 7 | .272 |
| 6/4 | CORPUS CHRISTI | W, 6-5 (10) | 33 | 6 | 4 | 5 | 0 | 0 | 2 | 10 | 7 | 13 | 0 | 1 | 0 | 1 | 1 | 0 | 0 | 8 | .269 |
| 6/5 | CORPUS CHRISTI | L, 17-4 | 33 | 4 | 7 | 4 | 1 | 0 | 2 | 14 | 2 | 14 | 0 | 0 | 0 | 0 | 0 | 0 | 0 | 4 | .268 |
| 6/7 | @ Tulsa | L, 5-2 | 33 | 2 | 6 | 2 | 1 | 0 | 1 | 10 | 3 | 17 | 0 | 0 | 0 | 1 | 0 | 0 | 0 | 8 | .267 |
| 6/8 | @Tulsa | Postponed/Rain | | | | | | | | | | | | | | | | | | | |
| 6/9 G1 | @ Tulsa | | | | | | | | | | | | | | | | | | | | |
| 6/9 G2 | @ Tulsa | | | | | | | | | | | | | | | | | | | | |
| 6/10 | @ Tulsa | | | | | | | | | | | | | | | | | | | | |
| 6/11 | @ Tulsa | | | | | | | | | | | | | | | | | | | | |
| 6/12 | @ Tulsa | | | | | | | | | | | | | | | | | | | | |
| 6/14 | ARKANSAS | | | | | | | | | | | | | | | | | | | | |
| 6/15 | ARKANSAS | | | | | | | | | | | | | | | | | | | | |
| 6/16 | ARKANSAS | | | | | | | | | | | | | | | | | | | | |
| 6/17 | ARKANSAS | | | | | | | | | | | | | | | | | | | | |
| 6/18 | ARKANSAS | | | | | | | | | | | | | | | | | | | | |
| 6/19 | ARKANSAS | | | | | | | | | | | | | | | | | | | | |
| 6/21 | SPRINGFIELD | | | | | | | | | | | | | | | | | | | | |
| 6/22 | SPRINGFIELD | | | | | | | | | | | | | | | | | | | | |
| 6/23 | SPRINGFIELD | | | | | | | | | | | | | | | | | | | | |
| 6/24 | SPRINGFIELD | | | | | | | | | | | | | | | | | | | | |
| 6/25 | SPRINGFIELD | | | | | | | | | | | | | | | | | | | | |
| 6/26 | SPRINGFIELD | | | | | | | | | | | | | | | | | | | | |



THE LAST TIME THE NATURALS...

| | |
|---|--|
| THREW A PERFECT GAME | N/A |
| THREW A NO-HITTER | Brooks Pounders, 6/27/2013 vs. Midland |
| THREW A 9-INNING NO-HITTER | Brooks Pounders, 6/27/2013 vs. Midland |
| THREW A COMBINED NO-HITTER | Greg Holland, Chris Dwyer, Brandon Lafferty & Kendal Volz, 5/10/2012 vs. Springfield |
| THREW A COMBINED 1-HITTER (9 Innings) | N/A |
| THREW A COMBINED 1-HITTER (7 Innings) | Jonathan Heasley & Robert Garcia, 5/28/2021 vs. San Antonio (Game 2) |
| THREW A COMBINED 2-HITTER (9 Innings) | Dante Bias, Will Klein, Walter Pennington & Stephen Woods Jr., 6/2/2022 vs. Corpus Christi |
| THREW A COMBINED 2-HITTER (7 Innings) | Nolan Watson, Yefri Del Rosario & Robert Garcia, 8/27/2021 vs. Springfield (Game 1) |
| GOT NO-HIT (9 INNINGS) | 5/17/2016 vs. Arkansas, 6-0 |
| GOT NO-HIT (LESS THAN 9 INNINGS) | N/A |
| GOT 1-HIT | 8/31/2019 vs. Frisco |
| GOT 2-HIT | 4/21/2022 @ Frisco |
| THREW A COMBINED 9-INNING SHUTOUT | 5/13/2022 vs. Wichita (7-0) |
| THREW BACK-TO-BACK SHUTOUTS | Games 1 and 2, 8/14/2021 vs. Frisco |
| GOT SHUT OUT (9 INNINGS) | 5/19/2022 @ Arkansas |
| GOT SHUT OUT IN BACK-TO-BACK GAMES | August 12 & 13, 2019 @ Arkansas |
| GOT SHUT OUT IN 3 STRAIGHT GAMES | July 10 vs. Frisco, July 11 & 12, 2015 vs. Midland |
| GOT SHUT OUT (LESS THAN 9 INNINGS) | 8/7/2021 @ Arkansas (5 Innings) |
| WON 11 GAMES IN A ROW | April 26 - May 6, 2015 |
| WON 8 GAMES IN A ROW | June 14 - June 20, 2017 |
| WON 7 GAMES IN A ROW | May 16 - May 22, 2015 |
| WON 6 GAMES IN A ROW | August 2 - August 8, 2018 |
| LOST 10 GAMES IN A ROW | April 6 - April 16, 2014 |
| LOST 9 GAMES IN A ROW | April 8 - April 16, 2019 |
| LOST 8 GAMES IN A ROW | July 2 - July 9, 2012 |
| LOST 7 GAMES IN A ROW | July 12 - July 18, 2018 |
| LOST 6 GAMES IN A ROW | July 15 - July 20, 2017 |
| STRUCK OUT 19+ OPPOSING HITTERS | 5/11/2013 @ Springfield (19) |
| STRUCK OUT 17+ OPPOSING HITTERS | 6/4/2022 vs. Corpus Christi (18) |
| STRUCK OUT 15+ OPPOSING HITTERS | 6/4/2022 vs. Corpus Christi (18) |
| STRUCK OUT 10+ OPPOSING HITTERS | 6/7/2022 @ Tulsa (10) |
| SCORED 20+ RUNS IN ONE GAME | 8/20/2013 @ Springfield (21) |
| SCORED 15+ RUNS IN ONE GAME | 8/24/2021 vs. Springfield (18) |
| SCORED 10+ RUNS IN ONE GAME | 5/27/2022 @ Midland (14) |
| ALLOWED 25+ RUNS IN ONE GAME | 4/15/2011 @ San Antonio (26) |
| ALLOWED 20+ RUNS IN ONE GAME | 7/25/2021 @ Tulsa (23) |
| ALLOWED 15+ RUNS IN ONE GAME | 6/5/2022 vs. Corpus Christi (17) |
| ALLOWED 10+ RUNS IN ONE GAME | 6/5/2022 vs. Corpus Christi (17) |
| HAD 22+ HITS IN ONE GAME | 5/22/2010 vs. Arkansas (22) |
| HAD 20+ HITS IN ONE GAME | 8/24/2021 vs. Springfield (20) |
| HAD 15+ HITS IN ONE GAME | 5/28/2022 @ Midland (15) |
| HAD 10+ HITS IN ONE GAME | 5/31/2022 vs. Corpus Christi (12) |
| ALLOWED 25+ HITS IN ONE GAME | 4/15/2011 @ San Antonio (26) |
| ALLOWED 20+ HITS IN ONE GAME | 7/27/2021 vs. Wichita (23) |
| ALLOWED 15+ HITS IN ONE GAME | 6/5/2022 vs. Corpus Christi (16) |
| ALLOWED 10+ HITS IN ONE GAME | 6/5/2022 vs. Corpus Christi (16) |
| WALKED 14+ TIMES IN ONE GAME | 5/8/2021 @ Arkansas (14) |
| WALKED 10+ TIMES IN ONE GAME | 7/29/2021 vs. Wichita (10) |
| WALKED 8+ TIMES IN ONE GAME | 5/4/22 @ Springfield (9) |
| ALLOWED 13+ WALKS IN ONE GAME | 6/5/2022 vs. Corpus Christi (16) |
| ALLOWED 10+ WALKS IN ONE GAME | 6/5/2022 vs. Corpus Christi (16) |
| ALLOWED 8+ WALKS IN ONE GAME | 6/5/2022 vs. Corpus Christi (16) |
| HIT 7+ HOME RUNS IN A GAME | 5/30/2021 vs. San Antonio (7) |
| HIT 5+ HOME RUNS IN A GAME | 8/24/2021 vs. Springfield (5) |
| HIT 3+ HOME RUNS IN A GAME | 5/5/2022 @ Springfield (4) |
| ALLOWED 7+ HOME RUNS IN A GAME | 4/15/2011 @ San Antonio (7) |
| ALLOWED 5+ HOME RUNS IN A GAME | 7/6/2021 @ Wichita (5) |
| ALLOWED 3+ HOME RUNS IN A GAME | 6/7/2022 @ Tulsa (3) |
| HAD 2 PLAYERS HIT 2 HOME RUNS IN A GAME | Hunter Dozier & Bubba Starling, 4/10/2016 vs. Midland |
| HIT BACK-TO-BACK HOME RUNS | Brihet Bewley & Tucker Bradley, 6th Inning, 5/5/2022 @ Springfield |
| HIT 3 STRAIGHT HOME RUNS | Bobby Witt Jr., Nick Pratto & MJ Melendez, 5/30/2021 vs. San Antonio |
| SCORED 10+ RUNS IN AN INNING | 2nd Inning, 9/9/2021 @ Wichita (10) |
| SCORED 7+ RUNS IN AN INNING | 4th Inning, 4/27/2022 vs. Amarillo (7) |
| SCORED 5+ RUNS IN AN INNING | 7th Inning, 5/24/2022 @ Midland (5) |
| SCORED 5+ RUNS IN AN EXTRA INNING | 10th Inning, 6/2/2012 vs. Frisco (5) |
| ALLOWED 10+ RUNS IN AN INNING | 7/26/2019 vs. Corpus Christi (11) |
| ALLOWED 7+ RUNS IN AN INNING | 2nd Inning, 7/25/2021 @ Tulsa (7) |
| ALLOWED 5+ RUNS IN AN INNING | 7th Inning, 5/12/2022 vs. Wichita (6) |
| ALLOWED 5+ RUNS IN AN EXTRA INNING | 11th Inning, 4/26/2022 vs. Amarillo (5) |
| WON A GAME BY 15+ RUNS | 18-1, 8/24/2021 vs. Springfield |
| WON A GAME BY 10+ RUNS | 5/4/22 @ Springfield |
| LOST A GAME BY 15+ RUNS | (15) 23-8, 7/25/2021 @ Tulsa |
| LOST A GAME BY 10+ RUNS | (13) 17-4, 6/5/2022 vs. Corpus Christi |
| SCORED 12+ RUNS IN CONSECUTIVE GAMES | June 28 (vs. Tulsa) & July 2 (@ Frisco), 2015 |
| SCORED 10+ RUNS IN CONSECUTIVE GAMES | May 21 & 22 @ Arkansas |
| SCORED A RUN WITHOUT AN RBI | 9/7/2021 @ Wichita |
| SCORED MULTIPLE RUNS WITHOUT AN RBI | 2 Runs, 8/16/2018 @ Midland |
| SCORED MORE RUNS THAT RECORDED HITS | 6/4/2022 vs. Corpus Christi (6 Runs on 4 Hits) |
| TURNED 5 DOUBLE PLAYS IN ONE GAME | 8/20/2015 @ San Antonio |
| TURNED 3+ DOUBLE PLAYS IN ONE GAME | 5/17/2022 @ Arkansas (3) |
| TURNED A TRIPLE PLAY | Frank Schwindel (1B) to Corey Toups (2B) to Humberto Arteaga (SS) to Schwindel to Toups, 8/31/2016 vs. Tulsa |
| HIT INTO A TRIPLE PLAY | Mauricio Ramos, 7/24/2016 vs. Springfield |
| COMMITTED 6 ERRORS | 5/4/2019 vs. Midland |
| COMMITTED 5 ERRORS | 5/29/2021 vs. San Antonio |
| COMMITTED 3+ ERRORS | 6/5/2022 vs. Corpus Christi (3) |
| EVERY NATURAL IN THE STARTING LINEUP HAD A HIT | 5/8/2022 @ Springfield |
| EVERY NATURAL IN THE STARTING LINEUP SCORED A RUN | 5/22/2022 @ Arkansas |
| EVERY NATURAL IN THE STARTING LINEUP HAD A HIT AND SCORED A RUN | 5/4/2022 @ Springfield |
| LINEUP BATTED AROUND TWICE IN ONE GAME | 3rd and 9th Innings, 5/4/2022 @ Springfield |
| WON ON THE LAST AT-BAT OF THE GAME (WALK-OFF WIN) | 6/4/2022 vs. Corpus Christi |
| LOST ON THE LAST AT-BAT OF THE GAME (WALK-OFF LOSS) | 5/26/2022 @ Midland |
| PLAYED BACK-TO-BACK EXTRA-INNING GAMES | September 2nd & 3rd, 2021 vs. Corpus Christi |
| WON BOTH GAMES OF A DOUBLEHEADER | 8/24/2021 vs. Springfield (8-0, 4-1) |
| PITCHED SHUTOUTS IN BOTH GAMES OF A DOUBLEHEADER | 8/14/2021 vs. Frisco (1-0, 10-0) |
| LOST BOTH GAMES OF A DOUBLEHEADER | 5/30/2019 vs. Arkansas (7-4, 10-7) |

THE LAST TIME A NATURALS HITTER...

| | |
|--|---|
| HAD 6 HITS IN ONE GAME | Ed Lucas, 7/21/2008 @ Springfield |
| HAD 5 HITS IN ONE GAME | Dairon Blanco, 7/13/2021 vs. Arkansas |
| HAD 4 HITS IN ONE GAME | Maikel Garcia, 5/1/2022 vs. Amarillo |
| HAD 3 HITS IN ONE GAME | John Rave, 6/7/2022 @ Tulsa |
| HIT 3 HOME RUNS IN ONE GAME | Bobby Witt Jr., 5/30/2021 vs. San Antonio |
| HIT 2 HOME RUNS IN ONE GAME | Sebastian Rivero, 4/27/2022 vs. Amarillo |
| HIT 2 TRIPLES IN ONE GAME | Taylor Featherston, 4/18/2019 vs. Springfield |
| HIT 2 DOUBLES IN ONE GAME | Nick Loftin, 5/4/22 @ Springfield |
| HIT 2 DOUBLES IN ONE GAME | Logan Porter, 6/1/2022 vs. Corpus Christi |
| HIT A GRAND SLAM | Michael Massey, 5/24/2022 @ Midland |
| HIT AN INSIDE-THE-PARK HOME RUN | Brewer Hicklen, 7/15/2021 vs. Arkansas |
| LED OFF A HOME GAME WITH A HOME RUN | Clay Dungan, 7/18/2021 vs. Arkansas |
| LED OFF A ROAD GAME WITH A HOME RUN | Clay Dungan, 7/24/2021 @ Tulsa |
| HIT A PINCH-HIT HOME RUN | Frank Schwindel, 8/21/2015 @ Corpus Christi |
| HIT A WALK-OFF HOME RUN | Seuly Matias, 6/4/2022 vs. Corpus Christi |
| HIT FOR THE CYCLE | Nicky Lopez, 6/21/2018 @ Tulsa |
| HAD 7 RBI IN ONE GAME | Taylor Featherston, 7/20/2019 @ Amarillo |
| HAD 6 RBI IN ONE GAME | Nick Pratto, 5/21/2021 @ Springfield |
| HAD 5 RBI IN ONE GAME | Nick Loftin, 4/22/2022 @ Frisco |
| HAD 4 RBI IN ONE GAME | Michael Massey, 5/24/2022 @ Midland |
| SCORED 4 RUNS IN ONE GAME | Maikel Garcia, 4/8/2022 @ Springfield |
| SCORED 3 RUNS IN ONE GAME | Nick Loftin, 5/31/2022 vs. Corpus Christi |
| WALKED 4 TIMES IN ONE GAME | Travis Jones, 4/29/2021 @ Springfield |
| WALKED 3 TIMES IN ONE GAME | John Rave, 5/17/2022 @ Arkansas |
| STOLE 4 BASES IN ONE GAME | Nick Heath, 5/20/2019 @ Arkansas |
| STOLE 3 BASES IN ONE GAME | Brewer Hicklen, 8/12/2021 vs. Frisco |
| STOLE 2 BASES IN ONE GAME | Parker Bates, 6/2/2022 vs. Corpus Christi |
| STRUCK OUT 5 TIMES IN ONE GAME | Dairon Blanco, 5/12/2021 vs. Tulsa |
| STRUCK OUT 4 TIMES IN ONE GAME | Michael Massey, 6/7/2022 @ Tulsa |
| STRUCK OUT 3 TIMES IN ONE GAME | Nick Loftin & Seuly Matias, 6/7/2022 @ Tulsa |
| REACHED BASE 6 TIMES IN ONE GAME | Travis Jones, 6/29/2021 @ Springfield |
| REACHED BASE 5 TIMES IN ONE GAME | Nate Eaton, 4/23/2022 @ Frisco |
| REACHED BASE 4 TIMES IN ONE GAME | Michael Massey, 5/31/2022 vs. Corpus Christi |
| REACHED BASE IN EVERY TRIP TO THE PLATE (6 PA) | Johnny Givonetella, 7/22/2010 @ Arkansas |
| REACHED BASE IN EVERY TRIP TO THE PLATE (5 PA) | Nate Eaton, 4/23/2022 @ Frisco |
| REACHED BASE IN EVERY TRIP TO THE PLATE (4 PA) | Tucker Bradley, 5/21/2022 @ Arkansas |
| REACHED 2 TIMES IN THE SAME INNING | Brihet Bewley, 2nd Inning, 5/27/2022 @ Midland |
| HAD 2 HITS IN THE SAME INNING | Sebastian Rivero & Nate Eaton, 4th Inning, 4/27/2022 vs. Amarillo |
| SAW 16 PITCHES IN A SINGLE PLATE APPEARANCE | Donnie Dewees, 4/7/2017 vs. San Antonio |
| SAW 15 PITCHES IN A SINGLE PLATE APPEARANCE | Demichir Carrasco, 7/18/2021 vs. Arkansas |
| SAW 14 PITCHES IN A SINGLE PLATE APPEARANCE | Jordan George, 8/27/2019 @ Midland |
| SAW 10+ PITCHES IN A SINGLE PLATE APPEARANCE | Seuly Matias, 6/2/2022 vs. Corpus Christi (12) |
| HIT HOME RUNS IN BOTH GAMES OF A DOUBLEHEADER | Jimmy Goveas, 8/14/2021 vs. Frisco |
| HIT HOME RUNS IN BACK-TO-BACK GAMES | Logan Porter, 6/3 and 6/4 vs. Corpus Christi |
| HIT HOME RUNS IN 3 STRAIGHT GAMES | Michael Massey, 4/22 to 4/24/2022 @ Frisco |
| HIT HOME RUNS IN 4 STRAIGHT GAMES | Will Myers, 5/5 to 5/8/2012 vs. Tulsa |
| HIT HOME RUNS IN 5 STRAIGHT GAMES | Clint Robinson, 8/7 to 8/12/2010 vs. Arkansas, @ Frisco |
| HAD 2+ HITS IN 8 STRAIGHT GAMES | Kurt Mertins, May 25 to June 6, 2009 |
| HAD 2+ HITS IN 7 STRAIGHT GAMES | Jeff Bianchi, July 20 to July 27, 2009 |
| HAD 2+ HITS IN 6 STRAIGHT GAMES | Anderson Miller, May 14 to May 19, 2019 |
| HAD 2+ HITS IN 5 STRAIGHT GAMES | Michael Massey, May 23 to May 28, 2022 |
| HAD A 20+ GAME HITTING STREAK | Clint Robinson, 21 Games: June 15 - July 12, 2010 |
| HAD A 18+ GAME HITTING STREAK | Jordan Parraz, 19 Games: May 27 - June 15, 2009 |
| HAD A 16+ GAME HITTING STREAK | Jackson Flores, 17 Games: June 15 - July 6, 2018 |
| HAD A 14+ GAME HITTING STREAK | Maikel Garcia, 14 Games: April 27 - May 12, 2022 |
| HAD A 12+ GAME HITTING STREAK | Maikel Garcia, 14 Games: April 27 - May 12, 2022 |
| HAD A 30+ GAME REACHED BASE STREAK | Jackson Flores, 34 Games: May 29 - July 7, 2018 |
| HAD A 25+ GAME REACHED BASE STREAK | Vinnie Pasquantino, 25 Games: August 5 - September 3, 2021 |
| HAD A 20+ GAME REACHED BASE STREAK | Freddy Fermin, 23 Games: July 2, 2021 to August 4, 2021 |

THE LAST TIME A NATURALS PITCHER...

| | |
|--|--|
| THREW A 1-HITTER (9 Innings) | N/A |
| THREW A 1-HITTER (7 Innings) | N/A |
| THREW A 2-HITTER (9 Innings) | N/A |
| THREW A 2-HITTER (7 Innings) | Drew Parrish, 8/27/2021 vs. Springfield (Game 2) |
| THREW A 9-INNING COMPLETE GAME SHUTOUT | Corey Ray, 6/8/2017 vs. Springfield |
| THREW A 7-INNING COMPLETE GAME SHUTOUT | Drew Parrish, 8/27/2021 vs. Springfield |
| THREW A 5-INNING COMPLETE GAME SHUTOUT | Danny Duffy, 9/2/2010 vs. Arkansas |
| THREW A 9-INNING COMPLETE GAME | Scott Blewett, 8/10/2018 vs. Frisco |
| THREW AN 8-INNING COMPLETE GAME | Ofredy Gomez, 8/2/2019 @ Tulsa |
| THREW A 7-INNING COMPLETE GAME | Drew Parrish, 8/27/2021 vs. Springfield |
| THREW A 6-INNING COMPLETE GAME | Sugar Ray Marimon, 5/26/2013 @ San Antonio |
| STRUCK OUT 13 IN A GAME | Danny Duffy, July 17, 2013 @ Tulsa |
| STRUCK OUT 12 IN A GAME | Josh Staumont, 9/4/2016 vs. Arkansas |
| STRUCK OUT 11 IN A GAME | Alec Marsh, 5/14/2021 vs. Tulsa |
| STRUCK OUT 10 IN A GAME | Angel Zerpa, 6/4/2022 vs. Corpus Christi |
| WALKED 8 IN A GAME | Noel Arguelles, 5/12/2013 @ Springfield |
| WALKED 7 IN A GAME | Jason Adam, 7/5/2013 @ Midland |
| WALKED 6 IN A GAME | Marcelo Martinez, 5/10/2022 vs. Wichita |
| WALKED 5 IN A GAME | Will Klein, 6/2/2022 vs. Corpus Christi |
| ALLOWED 4 HOME RUNS IN A GAME | Franco Terrero, 4/22/2018 @ Tulsa |
| ALLOWED 3 HOME RUNS IN A GAME | Anthony Veneziano, 5/28/2022 @ Midland |
| ALLOWED 2 HOME RUNS IN A GAME | Noah Murdock, 6/7/2022 @ Tulsa |
| THREW 110+ PITCHES IN A GAME | Andy Ferguson, 8/9/2014 vs. San Antonio (116) |
| THREW 100+ PITCHES IN A GAME | Drew Parrish, 5/20/2022 @ Arkansas (100) |
| THREW 95+ PITCHES IN A GAME | Drew Parrish, 6/1/2022 vs. Corpus Christi (99) |
| THREW 90+ PITCHES IN A GAME | Angel Zerpa, 6/4/2022 vs. Corpus Christi |
| WON HIS NATURALS DEBUT | Walter Pennington, 4/23/2022 @ Frisco |
| THREW AN IMMACULATE INNING | Grant Gavin, 6th Inning 5/20/2019 @ Arkansas |