

# Springfield



2  
0  
1  
7

2  
0  
1  
7

## MEDIA GUIDE

# 2017 MEDIA GUIDE



Cardinals Contact Information . . . . .	1
Front Office Staff. . . . .	2-3
Broadcast Information . . . . .	4
Media Relations Policies . . . . .	5
Pre-Game Schedule. . . . .	6

All-Time Playoff Statistics (continued). . . . .	C10
All-Time Roster and Jersey Numbers. . . . .	C11-C13

## **SECTION A**

### **2017 SPRINGFIELD CARDINALS PREVIEW**

2017 Springfield Cardinals Field Staff. . . . .	A1-A2
2017 Springfield Cardinals Player Bios. . . . .	A3-A24

## **SECTION B**

### **2016 REVIEW**

Final Standings . . . . .	B1
Game-by-Game. . . . .	B2-B3
Springfield Cardinals Award Winners . . . . .	B5
Final Batting Statistics. . . . .	B6
Final Pitching Statistics & Leaders. . . . .	B7
Cardinals Batting Totals & Breakdowns . . . . .	B8-B11
Cardinals Pitching Totals & Breakdowns. . . . .	B12-B15
Batting/Pitching By Month (Apr-Sept). . . . .	B16-B21
Records vs. Opponents . . . . .	B22
Record When . . . . .	B22
Final Attendance . . . . .	B22
Highs and Lows . . . . .	B23
Transactions . . . . .	B24
Texas League Team Statistics . . . . .	B25
Texas League Batting Leaders . . . . .	B26
Texas League Pitching Leaders . . . . .	B27
Texas League Fielding Leaders . . . . .	B28

## **SECTION C**

### **RECORDS & HISTORY**

Springfield Cardinals Firsts. . . . .	C1
All-Time Opening Day Lineups & Results . . . . .	C2
All-Time Batting Leaders. . . . .	C3
All-Time Pitching Leaders . . . . .	C4
Last Time It Happened. . . . .	C5
Single-Season Records . . . . .	C6
Individual Single Game Records.....	C7
Team Single Game Records.....	C8
All-Time Playoff Results and Statistics . . . . .	C9

The content is based on information available through March 1, 2017. For further information and updates, contact the Springfield Cardinals Public Relations Department at (417) 832-3041. Special thanks to Gary LaRocque, John Vuch, Taka Yanagimoto, Brian Bartow, Melody Yount, Chris Tunno, Kent Shelton, Faith Lorhan and Mark Harrell.

Visit the Springfield Cardinals website at [SpringfieldCardinals.com](http://SpringfieldCardinals.com).

# FRONT OFFICE


**Address:**

Hammons Field  
955 East Trafficway  
Springfield, MO 65802

**Main Phone:** (417) 863-0395

**Tickets:** (417) 863-2143

**Fax:** (417) 863-0388

**Website:** SpringfieldCardinals.com

**Email:** springfield@cardinals.com

**Staff Member**

Matt Gifford  
Scott Smulczenski  
Dan Reiter  
Aaron Lowrey  
Angela Deke  
Scott Bailes  
Kent Shelton  
Andrew Buchbinder  
Zack Pemberton  
Faith Lorhan  
Tim Williams  
Dwayne McNeil  
Kelly Spencer  
Teresa Calhoun  
Jake Buckner  
Garrison Pendergrass  
Brandon Alsup  
Gayle Stack  
Liz Blase  
Ross Fuller  
Brock Phipps  
Derek Edwards  
Brady Hall  
Lori Brinker

**Title**

V.P. / General Manager  
V.P. of Baseball & Business Ops.  
V.P. of Sales and Marketing  
Director of Stadium Operations  
Director of Ticket Operations  
Manager of Market Development  
Manager of Promos and Productions  
Manager of P.R. / Broadcaster  
Manager of Sales and Marketing  
Manager of Fan Interaction  
Executive Marketing Coordinator  
Executive Marketing Coordinator  
Executive Marketing Coordinator  
Market Development Coordinator  
Community Marketing Coordinator  
Community Marketing Coordinator  
Community Marketing Coordinator  
Fan Loyalty Coordinator  
Box Office Supervisor/Office Coord.  
Coordinator of Fan Services  
Head Groundskeeper  
Assistant Groundskeeper  
Clubhouse Manager  
General Manager of SportService

**Email Address**

mgifford@cardinals.com  
ssmulczenski@cardinals.com  
dreiter@cardinals.com  
alowrey@cardinals.com  
adeke@cardinals.com  
sbailes@cardinals.com  
kshelton@cardinals.com  
abuchbinder@cardinals.com  
zpemberton@cardinals.com  
florhan@cardinals.com  
twilliams@cardinals.com  
dmcneil@cardinals.com  
kspencer@cardinals.com  
tcalhoun@cardinals.com  
jbuckner@cardinals.com  
gpendergrass@cardinals.com  
balsup@cardinals.com  
gstack@cardinals.com  
lblase@cardinals.com  
rfuller@cardinals.com  
bhipps@cardinals.com  
dedwards@cardinals.com  
bradyhall805@gmail.com  
lbrinker@delawarenorth.com

**Field Staff:**

Johnny Rodriguez      Manager  
Jason Simontacchi      Pitching Coach  
Jobel Jimenez      Hitting Coach  
Aaron Klinec      Coach  
Matt Corvo      Athletic Trainer  
Blaine Kinsley      Strength Coach  
Victor Wilson      Medical Director  
Victor Wilson      Team Physician  
Rick Seagraves      Orthopedic Surgeon

**Visiting Club Hotel:**

University Plaza  
333 John Q. Hammons Parkway  
Springfield, MO 65806  
(417) 864-7333

**Stadium Name (year opened):**

Hammons Field (2004)

**Directions to Stadium:**

From I-44 or US-60, exit Hwy 65 to Chestnut Expressway Exit.  
Go West on Chestnut Expressway and proceed to National.  
Turn left (South) on National. Turn right (West) on Trafficway. Hammons Field is on the right.

# FRONT OFFICE



FRONT OFFICE

## MATT GIFFORD

Vice President/General Manager

Matt is in his 13th year as VP/GM for the Springfield Cardinals, after gaining nine years of experience in the St. Louis Cardinals Front Office. Matt's primary responsibility is ensuring that fans who visit Hammons Field have an experience that is enjoyable and fun-filled. Another important responsibility is promoting the rich tradition of Cardinals Baseball throughout the community. His other duties include overseeing all of the day-to-day operations of the Springfield Cardinals, as well as Hammons Field, for both the Cardinals and the Missouri State Bears. Matt began his career with the St. Louis Cardinals in 1996 as a Season Ticket Sales Representative. After spending time in Community Relations, Matt was promoted to the Marketing/Corporate Sales Department where he served as an Account Executive. In 2004, Matt was named Vice President of the St. Louis Cardinals, then relocated to Springfield to serve as General Manager for the new Cardinals franchise in Springfield. Matt is currently the Chairman of the Springfield Convention & Visitors Bureau and a member of the Greater Springfield Area Sports Commission. He is also on the Board of Directors for the United Way of the Ozarks, an Executive Baron for the American Cancer Society's Cattle Baron's Ball and the honorary Chairman for JDRF Walk to Cure Diabetes. In addition, Matt assists in raising funds for Cardinals Care, the St. Louis Community Fund and volunteers with the Boy Scouts of America. Matt is a 1995 graduate of Indiana University where he was a member of the Hoosiers baseball team and an intern in the IU Athletic Department. He attended high school in St. Louis, MO (Parkway West High School). Matt and his wife, Emily, have a son, Maxwell, and a daughter, Megan.



2017 CARDINALS

2016 REVIEW

## SCOTT SMULCZENSKI

Vice President of Baseball and Business Operations

Scott enters his 13th year with Springfield after working as the Director of Minor League Operations for the St. Louis Cardinals. Now entering his 34th season in the St. Louis Cardinals organization, Scott is responsible for all revenue that comes in and out of the organization, including accounts payable, accounts receivable and cash receipts. He also oversees box office operations, customer relations, and internal office services. Scott and his wife, Kelly, have two daughters (Danielle and Hanna) and a Polish Retriever (Bailey).



HISTORY

MINOR LEAGUES

## DAN REITER

Vice President of Sales & Marketing

Dan enters his 13th year with the Cardinals, after getting his start with Cardinals Baseball by winning the Fox Sports Net contest, "Payin' Your Dues," in May of 2004. Dan has worked his way up to his current role with the team as Vice President of Sales & Marketing. His duties include working with corporate accounts, managing the sales staff, overseeing the in-game entertainment, and using creativity to start a variety of ticket-selling programs. Dan is actively involved in the Springfield community and serves on numerous boards. He was married in September of 2011 to the lovely Heather Anderson. After 4 years of adventures together the two have embarked on the crazy journey of parenthood, welcoming Andy (or DR3 as Dan calls him) to the world in July of 2015. Life, as well as the carpets, have never been the same



TEXAS LEAGUE

MISC.

# FRONT OFFICE



**BRANDON ALSUP**  
Community Marketing  
Coordinator



**SCOTT BAILES**  
Manager of  
Market Development



**LIZ BLASE**  
Box Office Supervisor /  
Office Services Coord.



**JAKE BUCKNER**  
Community Marketing  
Coordinator



**TERESA CALHOUN**  
Market Development  
Coordinator



**ANGELA DEKE**  
Director of Ticket Operations



**DEREK EDWARDS**  
Assistant Groundskeeper



**BILL FISCHER**  
Stadium Operations



**ROSS FULLER**  
Coordinator of  
Fan Services



**FAITH LORHAN**  
Manager of Fan Interaction



**AARON LOWREY**  
Director of  
Stadium Operations



**DWAYNE McNEIL**  
Executive Marketing  
Coordinator



**ZACK PEMBERTON**  
Mgr. of Sales & Marketing



**GARRISON PENDERGRASS**  
Community Marketing Coord.



**BROCK PHIPPS**  
Head Groundskeeper



**KENT SHELTON**  
Manager of Production



**KELLY SPENCER**  
Executive Marketing  
Coordinator



**GAYLE STACK**  
Fan Loyalty  
Coordinator



**TIM WILLIAMS**  
Community Marketing  
Coordinator

# BROADCASTS



FRONT OFFICE

2017 CARDINALS

2016 REVIEW

HISTORY

MINOR LEAGUES

TEXAS LEAGUE

MISC.

## Staff, Broadcast Information

### ANDREW BUCHBINDER

Manager of Public Relations & Broadcaster

The 2017 season is Andrew's 11th in Minor League Baseball and fifth with the Cardinals.



Having called more than 1,200 games, Andrew previously spent four years as the Director of Broadcasting & Media Relations for the Hickory Crawdads in the South Atlantic League. He also held similar roles with the Bakersfield Condors (formerly ECHL) from 2007-09 and the Bakersfield Blaze (California League) in 2008.

The Larchmont, NY native received his Bachelor of Arts degree in History from Trinity College in Hartford, CT. When not at the ballpark, Andrew enjoys reading, hiking and finding any body of water. He and his wife, Megan, reside in Springfield.

### NATE LUCAS

Broadcaster & Inside Sales Representative

The 2017 season is Nate's third in Minor League Baseball and second with the Cardinals.



Outside of baseball, Nate currently broadcasts for Southwest Baptist University in Bolivar, MO. Previous stops include stints with KMOX (the St. Louis Cardinals flagship station), the Frisco RoughRiders (Double-A, Texas Rangers) and Sydney, Australia calling games for the Australian Baseball League.

The St. Louis, MO native received his Bachelor of Arts degree in Journalism from Webster University in St. Louis. An avid golfer, Nate enjoys spending his time off on the links with friends and family.

## CARDINALS RADIO BROADCAST INFORMATION

For a 12th consecutive year, the Springfield Cardinals are proud to be heard on JOCK 98.7 FM (KWTO). All 140 regular season games will be broadcast live by Andrew Buchbinder, who will be joined by Nate Lucas during home broadcasts. All broadcasts can also be heard live on SpringfieldCardinals.com, Jock987.com and the TuneIn Radio and iHeart Radio Mobile Apps. Select weekday morning/afternoon games will be heard on KBFL 1060AM.

All radio broadcasts will begin 15 minutes prior to the first pitch with the Coyote's Sports Cafe Pregame Show. The Cardinals Postgame Show will follow all radio broadcasts.

Fans can also tune in to The Ozarks CW and KY3 in 2017, as 12 home games will once again be televised with Ned Reynolds and Scott Bailes on the call.

## 2017 TV SCHEDULE

DATE	DAY	AIR TIME	OPP
March 31	Fri.	5:30 PM	STL*
April 13	Thurs.	7:10 PM	FRI
April 16	Sun.	4:10 PM	MID
May 21	Sun.	2:10 PM	NWA
June 3	Sat.	6:10 PM	SA
June 18	Sun.	4:10 PM	TUL
June 25	Sun.	2:10 PM	ARK
July 9	Sun.	6:10 PM	FRI
July 16	Sun.	6:10 PM	NWA
August 5	Sun.	6:10 PM	NWA
August 20	Sun.	2:10 PM	CC
August 26	Sat.	6:10 PM	TUL

\*Route 66 Rumble - St. Louis vs. Springfield



# MEDIA RELATIONS



## Policies & Procedures

**PRESS CREDENTIALS** are available to accredited members of the news media. Credential requests should be emailed (preferred), mailed or faxed on company letterhead to the following addresses:

via email: Andrew Buchbinder  
abuchbinder@cardinals.com

via mail/fax: Media Relations  
955 East Trafficway  
Springfield, MO 65802  
Phone: (417) 863-0395  
Fax: (417) 863-0388

All requests must be received at least 24 hours in advance of the requested date. Credentials **must be worn in a visible manner at all times**. Credentials are not transferable. All credentials will be available at the Will Call Window located at the lower ticket window on the southeast side (right field) of Hammons Field. Photo identification is required. **NO AUTOGRAPHS.**

**PRESS BOX** is located behind home plate on the Suite Level of Hammons Field. All workstations have electrical outlets and are equipped with outside phone access. Only accredited working media will be allowed in the press box. **NO CHILDREN.**

**ACCESS TO CARDINALS CLUBHOUSE** will be available to media with proper credentials issued by the Springfield Cardinals. No other credentials will be honored. The clubhouse will be closed to media 45 minutes prior to all games. The Springfield Cardinals reserve the right to add additional restrictions at any time. The players lounge, training room and weight room are closed to media at all times.

**MEDIA NOTES** and statistics are available in the press box approximately two hours prior to game time, and are also available as a .pdf file online at SpringfieldCardinals.com. Anyone needing information earlier should contact the Media Relations Department. Box scores will be available after each game as soon as they become available from MiLB.

**MEDIA GUIDES** are available in the press box or upon request from Springfield Cardinals Media Relations representatives.

**WIRELESS INTERNET ACCESS** is available at Hammons Field. A member of the Media Relations staff can assist in establishing a connection through a password.

**INTERVIEWS** should be arranged prior to and following Cardinals games. The field staff and the players are usually available on the field or in the clubhouse during batting practice as long as the interview does not interrupt their pre-game routine. Pre-game interviews must be completed earlier than 45 minutes prior to the game.

**DIGITAL PHOTOS** of players are available upon request from Springfield Cardinals Media Relations representatives.

**TRANSACTIONS** updates are available on the Springfield Cardinals website at SpringfieldCardinals.com. To access the transactions link, move the cursor over the tab that says Roster near the top of the homepage and the Transactions option will become available.

**CARDINALS NEWSLETTER** updates are provided for anyone on the Newsletter email list and includes breaking information such as roster moves and injury updates. To sign up for the Springfield Cardinals Newsletter, move the cursor over the tab that says Contact Us near the top of

# 2017 PRE-GAME

## Batting/Infield Practice Schedule



### 7:10 PM GAME TIME

4:25-4:35.....Cardinals Infield  
 4:35-5:20.....Cardinals Batting Practice  
 5:20-6:05.....Visitors Batting Practice  
 6:05-6:15.....Screens Removed  
 6:15-6:25.....Visitors Infield  
 6:25-6:55.....Field Preparation  
 6:45-7:02.....Pre-game Activities

### 6:30 PM GAME TIME

3:45-3:55.....Cardinals Infield  
 3:55-4:40.....Cardinals Batting Practice  
 4:40-5:25.....Visitors Batting Practice  
 5:25-5:35.....Screens Removed  
 5:35-5:45.....Visitors Infield  
 5:45-6:15.....Field Preparation  
 6:15-6:22.....Pre-game Activities

### 6:10 PM GAME TIME

3:25-3:35.....Cardinals Infield  
 3:35-4:20.....Cardinals Batting Practice  
 4:20-5:05.....Visitors Batting Practice  
 5:05-5:15.....Screens Removed  
 5:15-5:25.....Visitors Infield  
 5:25-5:55.....Field Preparation  
 5:55-6:02.....Pre-game Activities

### 5:10 PM GAME TIME

2:25-2:35.....Cardinals Infield  
 2:35-3:20.....Cardinals Batting Practice  
 3:20-4:05.....Visitors Batting Practice  
 4:05-4:15.....Screens Removed  
 4:15-4:25.....Visitors Infield  
 4:25-4:55.....Field Preparation  
 4:55-5:02.....Pre-game Activities

### 4:10 PM GAME TIME

1:25-1:35.....Cardinals Infield  
 1:35-2:20.....Cardinals Batting Practice  
 2:20-3:05.....Visitors Batting Practice  
 3:05-3:15.....Screens Removed  
 3:15-3:25.....Visitors Infield  
 3:25-3:55.....Field Preparation  
 3:55-4:02.....Pre-game Activities

### 2:10 PM GAME TIME

11:25-11:35.....Cardinals Infield  
 11:35-12:20.....Cardinals Batting Practice  
 12:20-1:05.....Visitors Batting Practice  
 1:05-1:15.....Screens Removed  
 1:15-1:25.....Visitors Infield  
 1:25-1:45.....Field Preparation  
 1:45-2:02.....Pre-game Activities

### 11:10 AM GAME TIME

8:25-8:35.....Cardinals Infield  
 8:35-8:20.....Cardinals Batting Practice  
 9:20-10:05.....Visitors Batting Practice  
 10:05-10:15.....Screens Removed  
 10:15-10:25.....Visitors Infield  
 10:25-10:55.....Field Preparation  
 10:55-11:02.....Pre-Game Activities

\*During inclement weather, all pre-game activities will be held in the training facility

\*\*Gates open one hour prior to game times

FRONT OFFICE

2017 CARDINALS

2016 REVIEW

HISTORY

MINOR LEAGUES

TEXAS LEAGUE

MISC.





Luke Weaver racked up the accolades as a Springfield Cardinal, being named the St. Louis Cardinals 2016 Minor League Pitcher of the Year, a 2016 Texas League Postseason All-Star, the St. Louis Cardinals and Texas League Pitcher of the Month for June and more, while also making nine appearances and eight starts for St. Louis from 8/13 - 9/26/16.

## 2017 Springfield Cardinals

# 2017 Field Staff & Players



**JOHNNY RODRIGUEZ**  
Manager

Rodriguez, who was named Springfield's fifth all-time Field Manager on November 30, 2016, enters his eighth season in the Cardinals organization, most recently having led the State College Spikes (Short-A) to the 2016 New York-Penn League Championship. Rodriguez made his Spikes debut in 2015 after managerial stints with Johnson City (Rookie) in 2014, Palm Beach (High-A) in 2012-13, and Quad Cities (Low-A) in 2010-11.

Rodriguez has led his teams to three league championships through seven seasons as a manager within the Cardinals system - the 2016 State College Spikes, the 2014 Johnson City Cardinals and the 2011 Quad Cities River Bandits. With a 451-388 career managerial record and .538 career winning percentage, Rodriguez has twice led his clubs to a .600 or better winning percentage including a career-best .658 percentage with the State College Spikes last season.

Rodriguez's career in professional baseball spans more than 30 years, starting out in the New York Yankees organization for 17 years before moving to the Montreal Expos as a hitting coach in 2000-01. Rodriguez then joined the Florida Marlins system from 2002-08, serving as both a manager and a hitting coach.

His son, Sean, is a middle infielder for the Pittsburgh Pirates and has been in the Major Leagues since making his debut in 2008 with the Los Angeles Angels. Rodriguez makes his home in Miami, Florida.

## RODRIGUEZ'S MANAGERIAL RECORD

YEAR	TEAM	LEAGUE	CLASS	WON	LOST	PCT.
2002	Jamestown	NYP	Short-A	32	42	.432
2010	Quad Cities	MID	Low-A	83	55	.601
2011	Quad Cities*	MID	Low-A	80	56	.588
2012	Palm Beach	FSL	High-A	64	72	.471
2013	Palm Beach	FSL	High-A	64	71	.474
2014	Johnson City*	APP	Rookie	37	31	.544
2015	State College	NYP	Short-A	41	35	.539
2016	State College*	NYP	Short-A	50	26	.658
Totals				451	388	.538

\* - Won league championship

FRONT OFFICE

2017 CARDINALS

2016 REVIEW

HISTORY

MINOR LEAGUES

TEXAS LEAGUE

MISC.

FRONT OFFICE
2017 CARDINALS
2016 REVIEW
HISTORY
MINOR LEAGUES
TEXAS LEAGUE
MISC.



**JASON SIMONTACCHI**  
Pitching Coach

Simontacchi embarks on his third season as the Springfield Pitching Coach and fifth as a coach within the Cardinals Organization, serving as Peoria's Pitching Coach from 2013-14. In his first coaching campaign, Simontacchi's 2013 Peoria pitching staff posted the 2nd-lowest ERA in the Midwest League at 3.54, while also finishing 2nd with 1,112 strikeouts, 2nd with 398 walks allowed and 3rd with only 71 home runs surrendered.


The former St. Louis Cardinal toed the rubber at Busch Stadium from 2002-04, before concluding his playing days with the Washington Nationals in 2007. Simontacchi made his Major League debut with the Cardinals on May 4, 2002, dealing seven innings to help lead the Cards to a 3-2 win against the Atlanta Braves. He went on to win his first five decisions, earning the June National League Rookie Pitcher of the Month honors. Simontacchi was named the Cardinals Rookie Pitcher of the Year by the St. Louis Chapter of the BBWAA in 2002, while also receiving one third place vote for the National League Rookie of the Year. Through 53 Major League starts spanning 355.2 total innings, he posted a career record of 26-17. Simontacchi resides in St. Louis with his wife, Paula, and two sons, Bradley and Nathan.



**JOBEL JIMENEZ**  
Hitting Coach

Jimenez will begin his first season as Springfield's Hitting Coach and his 11th campaign within the Cardinals system, spending the last three seasons as the hitting coach in Peoria (Low-A). Under Jimenez's guidance, the Peoria Chiefs not only reached the Midwest League Playoffs each of the last two years, but also tied for the league lead with a .266 team batting average in 2016 and tied for 2nd with 157 stolen bases in 2015.

Jimenez began his career with St. Louis as the hitting coach for the Venezuela Summer League Cardinals (Rookie) from 2007-09, and served in the same capacity for the Gulf Coast League Cardinals (Rookie) in 2013. Prior to joining the Cardinals, Jimenez worked from 2001-06 for the Boston Red Sox as a scout, outfield instructor and hitting coach in Venezuela and the Dominican Republic. A Minor League outfielder in the Los Angeles Dodgers system for two seasons (1993-94), Jimenez moved to the scouting and coaching ranks as an outfield instructor for the Dodgers from 1994-98, before coaching in the Marlins system from 1999-2000.



**MATT CORVO**  
Athletic Trainer

Corvo enters his first season as the Springfield Athletic Trainer and his first campaign within the Cardinals system. He spent each of the last three years within the Seattle Mariners organization as the athletic trainer for the Clinton Lumber Kings (Low-A) in 2015-16 and the Pulaski Mariners (Rookie) in 2014.

## Sandy **ALCANTARA** • RHP

Height - 6'4      Bats - R      Born - 9/7/95 at San Juan De La Maguana, DR

Weight - 170      Throws - R      Resides - Azua, DR

HOW OBTAINED - Signed by the Cardinals as a non-drafted free agent on July 2, 2013



YR	CLUB	LG	W-L	ERA	G	GS	CG	SHO	SV	IP	H	R	ER	HR	HB	BB	SO	WP	BK
14	DSL Cardinals	DSL	1-9	3.97	12	11	1	0	0	56.2	56	31	25	1	5	19	55	12	1
15	GCL Cardinals	GCL	4-4	3.22	12	12	0	0	0	64.1	59	30	23	3	5	20	51	10	1
16	Peoria	MID	5-7	4.08	17	17	0	0	0	90.1	78	49	41	4	9	45	119	10	3
	Palm Beach	FSL	0-4	3.62	6	6	1	0	0	32.1	25	13	13	0	1	14	34	4	0
Minor League Totals			10-24	3.77	47	46	2	0	0	243.2	218	123	102	8	20	98	259	36	5

### Notes:

- 2017 Major League Spring Training Non-Roster Invitee
- Ranked by MLB.com as the Cardinals #6 prospect entering the 2017 season
- Led the entire Cardinals Organization with 153 total strikeouts in 2016, 26 more than the next highest total (Mike Mayers, 127)
- Rattled off a career-high 14 strikeouts with Peoria in a 6.0-inning start vs. Beloit on 5/23/16

## Eliezer **ALVAREZ** • INF

Height - 5'11      Bats - L      Born - 10/15/94 at Santiago, DR

Weight - 165      Throws - R      Resides - Santiago, DR

HOW OBTAINED - Signed by the Cardinals as a non-drafted free agent on July 2, 2011



YR	CLUB	LG	AVG	G	AB	R	H	2B	3B	HR	RBI	SH	SF	HP	BB	SO	SB	CS	E
12	DSL Cardinals	DSL	.205	53	176	33	36	5	2	2	15	3	0	4	27	35	10	7	21
13	GCL Cardinals	GCL	.209	20	67	12	14	2	3	1	7	1	0	1	4	14	6	2	4
14	GCL Cardinals	GCL	.353	21	68	11	24	6	5	1	15	0	0	1	6	7	3	1	1
15	Johnson City	APP	.314	52	204	32	64	20	1	2	31	0	3	3	11	32	9	4	8
16	Peoria	MID	.323	116	433	70	140	36	6	6	59	1	4	8	53	96	36	15	27
Minor League Totals			.293	262	948	158	278	69	17	12	127	5	7	17	101	184	64	29	61

### Notes:

- Member of the St. Louis Cardinals 40-Man Roster
- Ranked by MLB.com as the #12 second base prospect in all of Minor League Baseball entering the 2017 season
- Led the entire Cardinals Organization with a .323 batting average in 2016 while swiping a career-high 36 stolen bases
- Named a 2016 MiLB.com Organizational All-Star, a 2016 *Baseball America* Low Class A All-Star and 2016 Midwest League Midseason All-Star

FRONT OFFICE

2017 CARDINALS

2016 REVIEW

HISTORY

MINOR LEAGUES

TEXAS LEAGUE

MISC.



## Randy AROZARENA • OF

**Height** - 6'1      **Bats** - R      **Born** - 2/28/95 at Pinar del Rio, Cuba

**Weight** - 195      **Throws** - R      **Resides** - Pinar del Rio, Cuba

**HOW OBTAINED** - Signed by the Cardinals as a non-drafted free agent on July 26, 2016

YR	CLUB	LG	AVG	G	AB	R	H	2B	3B	HR	RBI	SH	SF	HP	BB	SO	SB	CS	E
13	Pinar del Rio	CNS	.077	19	13	6	1	0	0	0	0	1	0	0	6	3	0	1	0
14	Pinar del Rio	CNS	.291	74	227	49	66	12	4	3	24	6	3	13	36	37	15	6	2
16	Tijuana	MEX	.100	5	20	3	2	1	0	0	0	0	0	0	2	3	0	0	0
Minor League Totals			.265	98	260	58	69	13	4	3	24	7	3	13	44	43	15	7	2

### Notes:

•2017 Spring Training Early Program (S.T.E.P) participant is ranked by MLB.com as the Cardinals #15 prospect entering the 2017 season

•Prior to signing with St. Louis in July, 2016, was leading the Mexican Northern League with a .377 average and 42 stolen bases

•Ranked by MLB.com as #16 on the 2016 International Prospects list

•Prior to relocating to Mexico, was ranked by *Baseball America* in 2015 as the #9 prospect on the publication's Top 20 Players in Cuba list



## Harrison BADER • OF

**Height** - 6'0      **Bats** - R      **Born** - 6/3/94 at Bronxville, NY

**Weight** - 195      **Throws** - R      **Resides** - Bronxville, NY

**SCHOOL** - University of Florida

**HOW OBTAINED** - Cardinals' 3rd round selection (100th overall) in the June, 2015 First-Year Player Draft

YR	CLUB	LG	AVG	G	AB	R	H	2B	3B	HR	RBI	SH	SF	HP	BB	SO	SB	CS	E
15	State College	NYP	.379	7	29	6	11	2	0	2	4	0	0	1	0	5	2	0	0
	Peoria	MID	.301	54	206	34	62	11	2	9	28	0	1	6	15	44	15	6	3
16	Memphis	PCL	.231	49	147	22	34	7	1	3	17	0	0	3	11	38	2	3	2
	Springfield	TEX	.283	82	318	48	90	12	4	16	41	0	3	10	25	93	11	10	2
Minor League Totals			.281	192	700	110	197	32	7	30	90	0	4	20	51	180	30	19	7

### Notes:

•The 2017 Major League Spring Training Non-Roster Invitee is ranked by MLB.com as the Cardinals #5 prospect entering the 2017 season

•Named the St. Louis Cardinals Minor League Player of the Month for April, 2016, hitting .338 with five home runs, 13 RBIs and nine runs in 20 games with Springfield

•Represented Springfield in the 2016 Texas League All-Star Game at Hammons Field and went 4x5 with a double and a run in front of his home crowd, before joining AAA-Memphis from 7/6 - 8/26/16

•Tied Springfield's all-time record with 12 total bases on 5/10/16 in Tulsa, going 4x5 with two home runs and a triple



## Corey BAKER • RHP

Height - 6'1      Bats - R      Born - 11/23/89 at New York, NY  
 Weight - 180      Throws - R      Resides - New City, NY

SCHOOL - University of Pittsburgh

HOW OBTAINED - Cardinals' 49th round selection (1,490th overall) in the June, 2011 First-Year Player Draft

YR	CLUB	LG	W-L	ERA	G	GS	CG	SHO	SV	IP	H	R	ER	HR	HB	BB	SO	WP	BK
11	Batavia	NYP	5-3	2.89	19	4	0	0	1	53.0	54	21	17	1	4	7	21	9	0
12	Batavia	NYP	3-3	2.44	20	3	0	0	1	51.2	44	18	14	0	4	9	34	1	0
13	Peoria	MID	1-1	1.85	14	0	0	0	1	24.1	21	5	5	0	1	2	29	0	0
	Palm Beach	FSL	2-2	3.90	14	2	0	0	1	32.1	32	14	14	1	2	12	23	2	0
	Springfield	TEX	0-1	6.41	8	1	0	0	0	19.2	24	17	14	6	1	7	7	1	0
14	Palm Beach	FSL	5-2	2.33	30	4	0	0	2	77.1	61	21	20	3	5	14	57	3	1
	Springfield	TEX	1-0	5.79	7	1	0	0	0	14.0	20	9	9	3	0	4	7	1	0
15	Springfield	TEX	6-6	3.90	38	11	1	1	0	97.0	88	49	42	6	2	39	88	7	0
16	Memphis	PCL	1-3	8.13	6	6	0	0	0	31.0	46	30	28	7	3	10	23	3	0
	Springfield	TEX	4-8	4.91	23	20	0	0	0	99.0	108	63	54	19	3	42	87	3	0
Minor League Totals			28-29	3.91	179	52	1	1	6	499.1	498	247	217	46	25	146	387	30	1

### Notes:

- Made first-career trip to AAA-Memphis from 6/25 - 7/25/16, starting off with 6.2 shutout innings in his Triple-A debut on 6/25/16 vs. New Orleans
- Named the Texas League Pitcher of the Week for 4/25 - 5/1/16, twirling 5.2 shutout innings with seven strikeouts on 4/28/16 vs. Northwest Arkansas
- Ranks among Springfield Cardinals All-Time Leaders in strikeouts (6th, 189) and innings pitched (8th, 229.2)
- Went 57 consecutive outings without allowing a home run (7/17/11 - 8/24/13)



## Steve BEAN • C

Height - 6'2      Bats - L      Born - 9/15/93 at Rockwall, TX  
 Weight - 205      Throws - R      Resides - Rockwall, TX

SCHOOL - Rockwall (TX) High School

HOW OBTAINED - Cardinals' supplemental 1st round selection (59th overall) in the June, 2012 First-Year Player Draft

YR	CLUB	LG	AVG	G	AB	R	H	2B	3B	HR	RBI	SH	SF	HP	BB	SO	SB	CS	E
12	Johnson City	APP	.125	24	80	6	10	4	0	1	5	0	0	0	15	32	2	0	4
	GCL Cardinals	GCL	.320	15	50	8	16	4	0	0	7	0	0	1	8	11	0	0	0
13	Johnson City	APP	.229	32	118	15	27	4	0	2	14	2	1	2	11	44	0	0	3
14	Peoria	MID	.235	78	260	25	61	12	0	2	30	2	4	1	36	67	0	0	10
15	Peoria	MID	.222	90	311	28	69	14	1	2	20	3	1	2	35	95	0	1	14
16	Palm Beach	FSL	.188	80	255	16	48	6	0	1	20	0	7	1	25	89	1	0	7
Minor League Totals			.215	319	1074	98	231	44	1	8	96	7	13	7	130	338	3	1	38

### Notes:

- Has thrown out 32.9% of attempted base stealers in his career (103 CS / 313 attempts)
- Named a 2016 Florida State League Midseason All-Star, his first professional All-Star honors
- In 2015 with Peoria, posted four three-hit games, including 7/11/15 at Clinton when he doubled and collected his first-career triple
- Was the Dallas / Fort Worth-area High School Player of the Year in 2012, batting .438 with four home runs and 32 RBIs

FRONT OFFICE

2017 CARDINALS

2016 REVIEW

HISTORY

MINOR LEAGUES

TEXAS LEAGUE

MISC.

FRONT OFFICE  
 2017 CARDINALS  
 2016 REVIEW  
 HISTORY  
 MINOR LEAGUES  
 TEXAS LEAGUE  
 MISC.



## John BREBBIA • RHP

**Height** - 6'2      **Bats** - L      **Born** - 5/30/90 at Boston, MA  
**Weight** - 205      **Throws** - R      **Resides** - Atlanta, GA  
**SCHOOL** - Elon College

**HOW OBTAINED** - Selected by the Cardinals from the Diamondbacks in the Triple-A phase of the 2015 Rule 5 Draft on December 10, 2015

YR	CLUB	LG	W-L	ERA	G	GS	CG	SHO	SV	IP	H	R	ER	HR	HB	BB	SO	WP	BK
11	Staten Island	NYP	0-1	0.00	5	0	0	0	0	8.0	5	3	0	1	0	0	8	0	0
12	Charleston	SAL	3-1	2.96	29	0	0	0	2	51.2	55	17	17	4	2	18	53	0	0
13	Tampa	FSL	0-3	3.98	16	0	0	0	0	31.2	33	16	14	2	2	12	20	0	0
	Charleston	SAL	0-2	4.14	18	0	0	0	1	37.0	40	19	17	2	1	4	29	1	0
14	Sioux Falls (Ind.)	AA	3-2	3.31	34	5	0	0	1	65.1	63	28	24	2	2	22	76	6	1
15	Laredo (Ind.)	AA	7-2	1.68	51	0	0	0	19	64.1	34	12	7	2	4	15	79	2	0
16	Springfield	TEX	3-2	4.06	24	0	0	0	2	37.2	41	17	17	6	3	6	38	1	0
	Memphis	PCL	2-3	6.23	19	0	0	0	0	30.1	41	22	21	3	4	13	30	1	0
	Minor League Totals		8-12	3.94	111	0	0	0	5	196.1	215	94	88	18	12	53	178	3	0
	Independent League Totals		10-4	2.15	85	5	0	0	20	129.2	97	40	31	4	6	37	155	8	1

**Notes:**

- Made first-career trips to AAA-Memphis from 6/22 - 7/14/16 and 7/26 - 9/2/16
- Went 1-1 with a 2.57 ERA through eight games with Springfield in May, 2016, allowing just four runs and one walk while striking out 11 in 14.0 innings
- Played two seasons of Independent League ball from 2014-15, ranking 5th in the American Association with 19 saves in 2015
- Originally drafted by the New York Yankees in the 30th round of the 2011 June Draft



## Vaughn BRYAN • OF

**Height** - 6'1      **Bats** - S      **Born** - 6/5/93 at Sunrise, FL  
**Weight** - 180      **Throws** - R      **Resides** - Sunrise, FL  
**SCHOOL** - Broward (FL) College

**HOW OBTAINED** - Cardinals' 35th round selection (1,055th overall) in the June, 2013 First-Year Player Draft

YR	CLUB	LG	AVG	G	AB	R	H	2B	3B	HR	RBI	SH	SF	HP	BB	SO	SB	CS	E
13	Johnson City	APP	.280	57	236	45	66	8	5	3	24	0	2	1	22	54	13	3	1
	State College	NYP	.125	2	8	1	1	1	0	0	0	0	0	0	2	0	0	0	1
14	Peoria	MID	.262	83	317	47	83	17	9	1	15	3	0	3	27	73	11	7	5
15	Peoria	MID	.272	24	92	8	25	6	1	0	8	0	0	1	5	27	3	1	0
16	Peoria	MID	.208	52	183	22	38	9	2	0	13	1	1	0	17	58	4	3	2
	Palm Beach	FSL	.252	48	163	22	41	5	1	3	10	5	0	1	15	47	15	3	2
	Springfield	TEX	.227	19	66	13	15	1	0	0	7	2	1	0	11	21	5	3	1
	Minor League Totals		.253	285	1065	158	269	47	18	7	77	11	4	6	97	282	51	20	12

**Notes:**

- Made his Double-A debut with Springfield on 8/9/16 vs. Frisco, going 2x5 with an RBI and two runs
- Closed the 2016 season hitting .294 (5x17) with a double, three RBIs, five runs, three walks and three steals in four September games
- In 2014, tied OF Charlie Tilson for the Cardinals Minor League lead with nine triples
- Named a 2013 Appalachian League Postseason All-Star, leading the league with 45 runs while ranking t-4th with five triples and 3rd with 236 at-bats



## Bruce CALDWELL • INF

**Height** - 5'11      **Bats** - L      **Born** - 11/27/91 at Sumter, SC  
**Weight** - 185      **Throws** - R      **Resides** - Sumter, SC

**SCHOOL** - Spartanburg (SC) Methodist College

**HOW OBTAINED** - Cardinals' 15th round selection (480th overall) in the June, 2012 First-Year Player Draft

YR	CLUB	LG	AVG	G	AB	R	H	2B	3B	HR	RBI	SH	SF	HP	BB	SO	SB	CS	E
12	Johnson City	APP	.304	44	148	30	45	12	1	6	26	0	3	1	14	39	2	0	8
	Batavia	NYP	.167	2	6	0	1	0	0	0	0	0	0	0	0	2	0	0	3
13	State College	NYP	.321	36	131	30	42	9	0	1	15	1	2	1	22	29	6	1	2
	Peoria	MID	.179	24	84	6	15	2	0	1	5	1	1	0	8	23	0	0	4
14	Palm Beach	FSL	.247	101	369	52	91	19	7	12	51	7	4	4	31	109	3	0	13
15	Palm Beach	FSL	.248	44	165	23	41	10	1	1	16	0	1	1	25	33	3	2	7
	Springfield	TEX	.270	81	293	40	79	20	1	9	50	0	2	1	45	85	4	0	9
16	Springfield	TEX	.251	99	355	47	89	18	1	11	52	0	6	1	41	116	1	1	11
	Memphis	PCL	.200	6	20	3	4	0	1	0	2	1	0	0	2	8	0	0	0
Minor League Totals			.259	437	1571	231	407	90	12	41	217	10	19	9	188	444	19	4	57

### Notes:

- Named a 2016 Texas League Midseason All-Star and went 1x2 with a three-run home run for the North Division before his home crowd at Hammons Field
- Drove in an RBI and recorded a hit in seven of his first eight Double-A games in 2015, starting with his debut on 5/30/15 in Midland
- Started a 5-4-3 triple play for Palm Beach with 2B Breyvic Valera and 1B Luke Voit on 5/21/14 vs. Brevard County
- Was the NJCAA 2012 Region 10 Player of the Year, hitting .444 with 15 homers and 66 RBIs to lead Spartanburg Methodist to the Junior College World Series



## Luis CRUZ • C

**Height** - 6'2      **Bats** - R      **Born** - 5/26/93 at Cotui, DR  
**Weight** - 225      **Throws** - R      **Resides** - Cotui, DR

**HOW OBTAINED** - Signed by the Cardinals as a non-drafted free agent on November 30, 2010

YR	CLUB	LG	AVG	G	AB	R	H	2B	3B	HR	RBI	SH	SF	HP	BB	SO	SB	CS	E
11	DSL Cardinals	DSL	.186	36	118	12	22	2	0	0	6	1	0	0	11	23	1	2	2
12	DSL Cardinals	DSL	.316	65	234	40	74	11	2	5	32	0	2	6	23	36	5	3	18
13	GCL Cardinals	GCL	.321	17	56	10	18	3	0	3	5	0	1	2	5	10	0	2	2
14	State College	NYP	.290	31	107	13	31	4	0	2	15	0	0	2	4	15	0	0	2
15	Springfield	TEX	.000	2	2	0	0	0	0	0	0	0	0	0	0	0	0	0	0
	Peoria	MID	.238	72	239	13	57	7	3	1	20	2	3	8	16	48	0	1	6
16	Memphis	PCL	.143	2	7	2	1	0	0	0	0	0	0	0	0	1	0	0	1
	Springfield	TEX	.256	53	168	24	43	6	1	3	20	3	2	2	11	53	1	3	6
Minor League Totals			.264	278	931	114	246	33	6	14	98	6	8	20	70	186	7	11	37

### Notes:

- Has thrown out 34.6% (64 CS / 185 attempts) of attempted base stealers in his six years of professional baseball
- Had first-career multi-home run game on 7/8/16 vs. Corpus Christi, going 3x4 with two home runs and four RBIs
- In July, 2016 with Springfield, hit a red-hot .333 (22x66) with two homers, nine RBIs and 10 runs in 20 games
- Enjoyed a great second half of 2016 in which he hit .281 (36x128) with three home runs and 19 RBIs in 39 games with Springfield





## Paul DeJONG • INF

**Height** - 6'1      **Bats** - R      **Born** - 8/2/94 at Orlando, FL

**Weight** - 195      **Throws** - R      **Resides** - Orlando, FL

**SCHOOL** - Illinois State University

**HOW OBTAINED** - Cardinals' 4th round selection (131st overall) in the June, 2015

First-Year Player Draft

YR	CLUB	LG	AVG	G	AB	R	H	2B	3B	HR	RBI	SH	SF	HP	BB	SO	SB	CS	E
15	Johnson City	APP	.486	10	37	10	18	6	0	4	15	0	0	2	6	9	0	0	1
	Peoria	MID	.288	56	219	32	63	12	3	5	26	0	2	3	23	43	13	4	10
16	Springfield	TEX	.260	132	496	62	129	29	2	22	73	0	6	10	40	144	3	2	17
Minor League Totals			.279	198	752	104	210	47	5	31	114	0	8	15	69	196	16	6	28

### Notes:

- The 2017 Major League Spring Training Non-Roster Invitee is ranked by MLB.com as the Cardinals #11 prospect entering the 2017 season
- Represented St. Louis in the prestigious 2016 Arizona Fall League and hit .232 with one homer and nine RBIs in 19 games for the Glendale Desert Dogs
- Led Springfield in 2016 with 22 home runs and 29 doubles en route to being named a 2016 Texas League Midseason All-Star
- Ranked among Texas League leaders in 2016 in home runs (5th, 22), RBIs (t-5th, 73), doubles (t-4th, 29), extra-base hits (t-3rd, 53), total bases (t-4th, 228), games (t-2nd, 132) and at-bats (3rd, 496)



## Blake DRAKE • OF

**Height** - 6'1      **Bats** - R      **Born** - 7/11/93 at Ramona, CA

**Weight** - 175      **Throws** - R      **Resides** - Ramona, CA

**SCHOOL** - Concordia (OR) College

**HOW OBTAINED** - Cardinals' 18th round selection (555th overall) in the June, 2014

First-Year Player Draft

YR	CLUB	LG	AVG	G	AB	R	H	2B	3B	HR	RBI	SH	SF	HP	BB	SO	SB	CS	E
14	Johnson City	APP	.282	64	241	33	68	15	0	6	35	4	2	7	25	49	7	4	5
15	Peoria	MID	.219	58	187	25	41	11	1	6	17	0	3	1	13	35	6	3	4
	Palm Beach	FSL	.200	62	215	18	43	10	2	2	18	2	0	2	14	54	6	4	2
16	Palm Beach	FSL	.233	71	253	24	59	14	3	1	26	0	5	5	24	43	11	3	2
	Springfield	TEX	.254	58	193	27	49	8	1	5	26	1	0	0	19	53	3	4	1
Minor League Totals			.239	313	1089	127	260	58	7	20	122	7	10	15	95	234	33	18	14

### Notes:

- Set a career-high with six RBIs on 8/9/16 vs. Frisco, going 3x5 with a grand slam, a double and two runs
- Finished the 2016 campaign with Springfield hitting .284 (31x109) with three home runs, four doubles, 19 RBIs and 17 runs through 31 games in August and September
- While with Springfield in 2016, hit .311 (14x45) with two home runs and 21 RBIs with runners in scoring position
- Rattled off a 13-game hitting streak with Palm Beach from 4/14 - 4/27/16



**Pedro ECHEMENDIA • RHP**

**Height** - 6'2      **Bats** - R      **Born** - 6/4/91 at Ciego de Avila, Cuba  
**Weight** - 185      **Throws** - R      **Resides** - Boca Raton, FL

**HOW OBTAINED** - Signed by the Cardinals as a non-drafted free agent on February 16, 2015

YR	CLUB	LG	W-L	ERA	G	GS	CG	SHO	SV	IP	H	R	ER	HR	HB	BB	SO	WP	BK
15	State College	NYP	6-1	2.09	26	0	0	0	12	38.2	30	10	9	1	0	6	34	3	0
16	Palm Beach	FSL	1-0	3.98	13	0	0	0	0	20.1	25	9	9	2	0	5	18	1	1
	Springfield	TEX	2-1	4.25	19	2	0	0	1	29.2	27	16	14	4	1	11	20	2	0
	Memphis	PCL	1-0	2.37	11	0	0	0	0	19.0	16	5	5	3	1	7	15	2	0
Minor League Totals			10-2	3.09	69	2	0	0	13	107.2	98	40	37	10	2	29	87	8	1

**Notes:**

- Dealt a career-high 4.2 scoreless innings out of the bullpen on 5/31/16 in Midland, striking out four with only two hits and two walks
- Made his Triple-A debut with Memphis on 7/5/16, blanking Nashville through 1.2 one-hit innings while striking out three
- In 2015 with State College, ranked among Cardinals Minor Leaguers in saves (t-4th, 12), K/BB ratio (9th, 5.67) and WHIP (4th, 0.93)
- The Cuban native relocated to the Dominican Republic in September, 2011 before moving to Florida in 2013 and signing with St. Louis two years later



**Jack FLAHERTY • RHP**

**Height** - 6'1      **Bats** - R      **Born** - 10/15/95 at Burbank, CA  
**Weight** - 170      **Throws** - R      **Resides** - Burbank, CA

**SCHOOL** - Harvard-Westlake (CA) High School

**HOW OBTAINED** - Cardinals' 1st round selection (34th overall) in the June, 2014

First-Year Player Draft

YR	CLUB	LG	W-L	ERA	G	GS	CG	SHO	SV	IP	H	R	ER	HR	HB	BB	SO	WP	BK
14	GCL Cardinals	GCL	1-1	1.59	8	6	0	0	0	22.2	18	9	4	1	3	4	28	2	0
15	Peoria	MID	9-3	2.84	18	18	0	0	0	95.0	92	38	30	2	7	31	97	10	1
16	Palm Beach	FSL	5-9	3.56	24	23	0	0	0	134.0	129	63	53	8	2	45	126	11	0
Minor League Totals			15-13	3.11	50	47	0	0	0	251.2	239	110	87	11	12	80	251	23	1

**Notes:**

- 2017 Major League Spring Training Non-Roster Invitee is ranked by MLB.com as the Cardinals #8 prospect entering the 2017 season
- Ranked 3rd in the Cardinals Organization with 126 strikeouts in a stellar 2016 season with Palm Beach, which included a fantastic month of June in which he went 1-1 with a 1.04 ERA through four starts
- Racked up a career-high 12 strikeouts on 8/6/15 vs. Lake County, allowing just one run one five hits and two walks in 6.0 innings
- In final two seasons of high school, went 23-0 with a 0.63 ERA, finishing his career a remarkable 35-3 en route to California Gatorade State Player of the Year and USA Today Second Team All-USA High School honors

FRONT OFFICE

2017 CARDINALS

2016 REVIEW

HISTORY

MINOR LEAGUES

TEXAS LEAGUE

MISC.

FRONT OFFICE  
 2017 CARDINALS  
 2016 REVIEW  
 HISTORY  
 MINOR LEAGUES  
 TEXAS LEAGUE  
 MISC.



**Jose Adolis GARCIA • OF**

Height - 6'1      Bats - R      Born - 3/2/93 at Ciego de Avila, Cuba  
 Weight - 180      Throws - R      Resides - Haiti

**HOW OBTAINED** - Signed by the Cardinals as a non-drafted free agent on February 24, 2017

YR	CLUB	LG	AVG	G	AB	R	H	2B	3B	HR	RBI	SH	SF	HP	BB	SO	SB	CS	E
11	Ciego de Avila	CNS	.216	27	37	3	8	1	0	1	3	1	0	0	0	9	0	0	1
12	Ciego de Avila	CNS	.231	29	13	10	3	0	0	0	1	0	0	1	0	4	0	0	0
13	Ciego de Avila	CNS	.281	40	128	17	36	5	3	1	11	7	0	2	8	28	3	2	0
14	Ciego de Avila	CNS	.322	85	342	62	110	14	3	12	53	6	4	6	20	67	11	14	11
15	Ciego de Avila	CNS	.319	81	323	62	103	20	2	14	71	0	6	13	34	59	11	6	7
16	Yomiuri	JPCL	.000	4	7	0	0	0	0	0	0	0	0	0	3	0	0	0	0
Professional Totals			.282	263	911	122	257	54	3	9	128	1	16	3	176	190	6	1	19

**Notes:**

- Joined the Cardinals 2017 Major League Spring Training right after signing with St. Louis on February 24, 2017
- After defecting from Cuba, established residency in Haiti prior to signing with the Cardinals and coming to the United States
- Named the 2016 MVP of the Serie Nacional, Cuba's top professional league
- Younger brother of Atlanta Braves 3B Adonis Garcia, who debuted with Atlanta in 2015 and has hit .274 with 24 homers and 91 RBIs in 192 career Major League games entering the 2017 season



**Austin GOMBER • LHP**

Height - 6'5      Bats - L      Born - 11/23/93 at Winter Garden, FL  
 Weight - 215      Throws - L      Resides - Winter Garden, FL

**SCHOOL** - Florida Atlantic University

**HOW OBTAINED** - Cardinals' 4th round selection (135th overall) in the June, 2014

First-Year Player Draft

YR	CLUB	LG	W-L	ERA	G	GS	CG	SHO	SV	IP	H	R	ER	HR	HB	BB	SO	WP	BK
14	State College	NYP	2-2	2.30	11	11	0	0	0	47.0	55	17	12	3	3	18	36	2	0
15	Peoria	MID	15-3	2.67	22	22	1	1	0	135.0	97	45	40	10	1	34	140	9	0
16	Palm Beach	FSL	6-8	2.93	17	17	1	0	0	107.2	91	38	35	5	4	24	101	6	0
	Springfield	TEX	1-0	1.40	4	4	0	0	0	19.1	11	4	3	0	0	9	15	3	0
Minor League Totals			24-13	2.62	54	54	2	1	0	309.0	254	104	90	18	8	85	292	20	0

**Notes:**

- 2017 Major League Spring Training Non-Roster Invitee is ranked by MLB.com as the Cardinals #14 prospect entering the 2017 season
- The 2016 MiLB.com Organizational All-Star and Florida State League Midseason All-Star went 5-1 with a 2.14 ERA through seven starts in the prestigious 2016 Arizona Fall League, collecting AFL Pitcher of the Week honors on 10/29/16
- Named Cardinals 2015 Minor League Co-Pitcher of the Year, shared with Alex Reyes after putting together one of the top single-season pitching performances in Low-A Peoria history, leading the Midwest League in wins (15), strikeouts (140) and opponent batting average (.198), while ranking 6th in ERA (2.67)
- In Peoria in 2015, won 14 consecutive decisions following his last defeat on 4/29/15 - the longest winning streak by a starter in all of Minor League Baseball in 2015



**Casey GRAYSON • INF**

Height - 6'1      Bats - L      Born - 8/24/91 at Houston, TX  
 Weight - 215      Throws - L      Resides - Cypress, TX

SCHOOL - University of Houston

HOW OBTAINED - Cardinals' 21st round selection (645th overall) in the June, 2014

First-Year Player Draft

YR	CLUB	LG	AVG	G	AB	R	H	2B	3B	HR	RBI	SH	SF	HP	BB	SO	SB	CS	E
----	------	----	-----	---	----	---	---	----	----	----	-----	----	----	----	----	----	----	----	---

14	Johnson City	APP	.283	64	226	32	64	17	1	5	46	0	5	2	36	35	3	0	4
----	--------------	-----	------	----	-----	----	----	----	---	---	----	---	---	---	----	----	---	---	---

15	State College	NYP	.308	73	250	40	77	18	2	2	38	1	1	0	46	64	1	0	4
----	---------------	-----	------	----	-----	----	----	----	---	---	----	---	---	---	----	----	---	---	---

16	Palm Beach	FSL	.267	126	435	50	116	19	0	2	44	0	10	1	94	91	2	1	5
----	------------	-----	------	-----	-----	----	-----	----	---	---	----	---	----	---	----	----	---	---	---

Minor League Totals			.282	263	911	122	257	54	3	9	128	1	16	3	176	190	6	1	13
---------------------	--	--	------	-----	-----	-----	-----	----	---	---	-----	---	----	---	-----	-----	---	---	----

**Notes:**

- Tied for the 2nd-most walks (94) in all of Minor League Baseball in 2016, leading Class High-A and the Cardinals Organization
- Also ranked among Florida State League leaders in on-base percentage (2nd, .391) and sacrifice flies (1st, 10)
- Named the Florida State League Player of the Week for 5/16 - 5/22/16, going 9x23 (.391) with two home runs and seven RBIs in six games
- Led the University of Houston in triple crown categories in 2014 (.321, 6 HR, 48 RBI), helping the Cougars to the American Conference Championship and Baton Rouge Region Championship in a 48-win season



**Chandler HAWKINS • LHP**

Height - 6'0      Bats - R      Born - 2/28/93 at Memphis, TN  
 Weight - 185      Throws - L      Resides - Bartlett, TN

SCHOOL - Arkansas State University

HOW OBTAINED - Cardinals' 33rd round selection (1,001st overall) in the June, 2015

First-Year Player Draft

YR	CLUB	LG	WL	ERA	G	GS	CG	SHO	SV	IP	H	R	ER	HR	HB	BB	SO	WP	BK
----	------	----	----	-----	---	----	----	-----	----	----	---	---	----	----	----	----	----	----	----

15	Johnson City	APP	4-0	1.84	16	0	0	0	29	122	9	6	1	4	11	32	3	1	0
----	--------------	-----	-----	------	----	---	---	---	----	-----	---	---	---	---	----	----	---	---	---

	Palm Beach	FSL	0-0	3.86	1	0	0	0	2	1	3	1	1	0	0	3	0	0	0
--	------------	-----	-----	------	---	---	---	---	---	---	---	---	---	---	---	---	---	---	---

16	Peoria	MID	0-0	2.38	8	0	0	0	11	1	10	3	3	0	1	3	14	0	0
----	--------	-----	-----	------	---	---	---	---	----	---	----	---	---	---	---	---	----	---	---

	Palm Beach	FSL	0-1	4.73	20	0	0	0	26	2	25	14	14	3	1	9	15	2	0
--	------------	-----	-----	------	----	---	---	---	----	---	----	----	----	---	---	---	----	---	---

	Springfield	TEX	0-0	4.13	14	0	0	0	24	0	21	16	11	3	0	10	17	5	0
--	-------------	-----	-----	------	----	---	---	---	----	---	----	----	----	---	---	----	----	---	---

Minor League Totals			4-1	3.36	59	0	0	0	93	2	81	43	35	7	6	33	81	10	1
---------------------	--	--	-----	------	----	---	---	---	----	---	----	----	----	---	---	----	----	----	---

**Notes:**

- Allowed only one earned run in his first six Double-A outings, posting a 0.87 ERA during that stretch (1 ER/10.1 IP)
- Did not yield a single hit or run during the last three Regular Season appearances with Springfield, dealing 7.0 innings with seven strikeouts and just three walks
- Eleven of his last 12 outings with Palm Beach in 2016 (6/13 - 7/17/16) were scoreless, including a stretch of eight straight scoreless appearances from 6/13 - 7/8/16
- Teammate of former Springfield Cardinals INF Jacob Wilson at Bartlett (TN) High School

FRONT OFFICE  
 2017 CARDINALS  
 2016 REVIEW  
 HISTORY  
 MINOR LEAGUES  
 TEXAS LEAGUE  
 MISC.



**Kevin HERGET • RHP**

**Height** - 5'10      **Bats** - R      **Born** - 4/3/91 at Teaneck, NJ  
**Weight** - 185      **Throws** - R      **Resides** - Park Ridge, NJ

**SCHOOL** - Kean (NJ) University

**HOW OBTAINED** - Cardinals' 39th round selection (1,175th overall) in the June, 2013 First-Year Player Draft

YR	CLUB	LG	W-L	ERA	G	GS	CG	SHO	SV	IP	H	R	ER	HR	HB	BB	SO	WP	BK
13	State College	NYP	7-0	2.89	14	8	0	0	0	53.0	63	20	17	2	5	8	36	1	0
14	Peoria	MID	6-3	2.81	35	1	0	0	2	67.1	59	29	21	6	1	27	85	10	0
	Palm Beach	FSL	2-0	2.00	7	0	0	0	2	9.0	8	3	2	0	0	2	9	2	0
15	Springfield	TEX	0-1	10.13	4	0	0	0	0	8.0	14	9	9	2	0	2	3	0	0
	Palm Beach	FSL	5-1	1.75	38	0	0	0	7	67.0	54	17	13	0	1	16	71	5	1
16	Palm Beach	FSL	0-0	0.00	12	0	0	0	6	23.0	5	0	0	0	1	1	21	0	0
	Memphis	PCL	0-0	0.00	1	0	0	0	0	1.1	2	0	0	0	0	1	1	0	0
	Springfield	TEX	5-0	3.32	36	0	0	0	10	38.0	42	23	14	1	2	11	39	4	0
Minor League Totals			25-5	2.57	147	9	0	0	27	266.2	247	101	76	11	10	68	265	22	1

**Notes:**

- Made his Triple-A debut with Memphis on 6/24/16 in Colorado Springs, dealing 1.1 scoreless innings with one strikeout
- Tied Springfield teammate Josh Lucas for 2nd in the Cardinals Organization with 16 total saves in 2016, only trailing Sam Tuivailala (17)
- Ranked among Florida State League leaders for relievers in 2015 in lowest batting average against (5th, .222), highest K/9 IP ratio (3rd, 9.54), lowest BB-I BB/9 IP ratio (4th, 2.01) and fewest baserunners/9 IP ratio (2nd, 9.54)
- Is Kean University's current all-time leader in wins (31) and strikeouts (356), while ranking 6th in ERA (2.49)



**Juan HERRERA • INF**

**Height** - 5'11      **Bats** - R      **Born** - 6/28/93 at Bani, DR  
**Weight** - 165      **Throws** - R      **Resides** - Bani, DR

**HOW OBTAINED** - Acquired by the Cardinals in a trade with the Indians for LHP Marc Rzepczynski on July 30, 2013

YR	CLUB	LG	AVG	G	AB	R	H	2B	3B	HR	RBI	SH	SF	HP	BB	SO	SB	CS	E
11	DSL Indians	DSL	.297	58	192	30	57	11	2	1	20	2	3	7	22	27	7	5	9
12	AZL Indians	AZL	.283	39	138	28	39	11	2	0	15	1	2	1	26	35	8	2	11
13	Mahoning Valley	NYP	.275	39	149	20	41	9	1	1	11	0	1	6	16	30	2	1	11
	State College	NYP	.067	4	15	1	1	0	0	0	0	0	0	0	2	1	0	0	0
	Peoria	MID	.271	23	85	5	23	4	0	0	3	1	0	1	7	22	2	0	5
14	Peoria	MID	.274	101	379	50	104	22	3	2	56	4	5	4	24	57	27	13	26
	Palm Beach	FSL	.194	10	31	3	6	0	0	0	0	0	0	0	1	5	1	0	3
15	Palm Beach	FSL	.265	54	185	18	49	5	0	0	8	0	1	4	10	34	8	3	15
16	Springfield	TEX	.167	46	150	13	25	5	0	0	9	3	1	1	5	35	2	2	13
	Palm Beach	FSL	.237	25	97	8	23	3	3	1	8	0	0	0	7	24	1	3	3
Minor League Totals			.259	399	1421	176	368	70	11	5	130	11	13	24	120	270	58	29	96

**Notes:**

- Made his Double-A debut on 6/4/16 in Frisco and went 1x4
- Rattled off a six-game hitting streak with Springfield from 7/23 - 7/28/16, going 9x24 (.375) with two doubles during that stretch
- Put together a 10-game hitting streak from 4/14 - 4/26/15 with Palm Beach
- Rated as the "Best Defensive Infielder" in the Cardinals system in *Baseball America's* 2014 "Best Tools" survey



FRONT OFFICE

2017 CARDINALS

## Dakota HUDSON • RHP

**Height** - 6'5      **Bats** - R      **Born** - 9/15/94 at Chattanooga, TN

**Weight** - 215      **Throws** - R      **Resides** - Dunlap, TN

**SCHOOL** - Mississippi State University

**HOW OBTAINED** - Cardinals' 1st round selection (36th overall) in the June, 2016 First-Year Player Draft

YR	CLUB	LG	W-L	ERA	G	GS	CG	SHO	SV	IP	H	R	ER	HR	HB	BB	SO	WP	BK
16	GCL Cardinals	GCL	1-0	0.00	4	1	0	0	0	4.0	4	1	0	0	1	0	9	3	0
	Palm Beach	FSL	1-1	0.96	8	0	0	0	3	9.1	6	3	1	0	0	7	10	1	0
Minor League Totals			2-1	0.68	12	1	0	0	3	13.1	10	4	1	0	1	7	19	4	0

2016 REVIEW

### Notes:

•2017 Spring Training Early Program (S.T.E.P) participant is ranked as the Cardinals #9 prospect by MLB.com entering the 2017 season

•Joined Springfield for the 2016 Texas League Postseason and dealt 1.1 perfect innings through two relief appearances, registering one save and one strikeout

•After four appearances in the Gulf Coast League after being drafted, he struck out the side in his High-A debut with Palm Beach on 8/7/16 at Jupiter

•Named a 2016 Mississippi State Team Captain, 2016 Preseason Division 1 All-American and MLB.com's #33 Draft Prospect before becoming the 13th Bulldog to be selected in the 1st round of a draft



HISTORY

MINOR LEAGUES

## Jesse JENNER • C

**Height** - 6'1      **Bats** - R      **Born** - 7/8/93 at San Diego, CA

**Weight** - 205      **Throws** - R      **Resides** - Jamul, CA

**SCHOOL** - University of San Diego

**HOW OBTAINED** - Cardinals' 7th round selection (221st overall) in the June, 2015

First-Year Player Draft

YR	CLUB	LG	AVG	G	AB	R	H	2B	3B	HR	RBI	SH	SF	HP	BB	SO	SB	CS	E
15	State College	NYP	.250	40	124	12	31	3	0	2	10	0	1	9	13	13	1	1	2
16	Palm Beach	FSL	.206	20	68	4	14	3	0	1	5	0	0	0	5	10	0	0	2
	Memphis	PCL	.300	4	10	1	3	0	0	0	0	0	0	0	2	2	0	0	0
	Springfield	TEX	.296	28	108	14	32	7	0	2	9	1	0	1	4	20	0	1	4
Minor League Totals			.258	92	310	31	80	13	0	5	24	1	1	10	24	45	1	2	8

TEXAS LEAGUE

MISC.

### Notes:

•In August and September with Springfield last year, hit .333 (22x66) with one home run, eight RBIs and seven doubles in 16 games

•Rattled off a nine-game hitting streak with Springfield from 8/6 - 8/29/16, tallying a .444 average (16x36) during that stretch

•Hit first-career professional home run while with State College on 7/5/15 in Auburn

FRONT OFFICE  
 2017 CARDINALS  
 2016 REVIEW  
 HISTORY  
 MINOR LEAGUES  
 TEXAS LEAGUE  
 MISC.

\*Enters the season with a career caught stealing percentage of 34.8%, nabbing 30 of 86 attempted base stealers



**Mason KATZ • INF**

Height - 5'10      Bats - R      Born - 8/23/90 at Harahan, LA  
 Weight - 190      Throws - R      Resides - Harahan, LA

SCHOOL - Louisiana State University  
 HOW OBTAINED - Cardinals' 4th round selection (125th overall) in the June, 2013 First-Year Player Draft

YR	CLUB	LG	AVG	G	AB	R	H	2B	3B	HR	RBI	SH	SF	HP	BB	SO	SB	CS	E
13	State College	NYP	.249	56	197	27	49	13	1	2	23	0	2	9	21	49	2	1	8
14	Peoria	MID	.212	75	250	36	53	11	1	14	43	1	1	6	29	63	1	1	11
	Palm Beach	FSL	.276	49	163	21	45	7	1	6	28	1	2	1	16	36	3	0	5
15	GCL Cardinals	GCL	.500	3	10	2	5	0	0	1	3	0	0	0	1	1	0	0	0
	Palm Beach	FSL	.259	75	274	34	71	19	0	4	32	0	2	5	33	75	5	3	4
16	Palm Beach	FSL	.053	5	19	2	1	1	0	0	2	0	1	0	2	4	0	0	1
	Springfield	TEX	.381	14	42	7	16	2	0	3	7	0	0	0					
6	11	3	0	4															
Minor League Totals			.251	277	955	129	240	53	3	30	138	2	8	21					
108	239	14	5	33															



**Notes:**  
 •Went 2x4 with a 6th-inning two-run double in Springfield's 1st-Half Title clinching win in Tulsa on 6/19/16  
 •Set a Springfield season high and personal career high with three stolen bases on 6/20/16 in Tulsa  
 •Around injuries, hit safely in 10 of the 14 games in which he played for Springfield in 2016, registering four multi-hit performances and one multi-home run game (2 HR, 6/25/16 vs. Arkansas)  
 •Helped LSU advance to 2013 College World Series by hitting 16 home runs with 70 RBIs that year, earning a selection to the 2013 Baton Rouge Regional Team


**Cole LANKFORD • INF/OF**

Height - 6'1      Bats - L      Born - 9/3/92 at Houston, TX  
 Weight - 190      Throws - R      Resides - Austin, TX

SCHOOL - Texas A&M University  
 HOW OBTAINED - Cardinals' 24th round selection (725th overall) in the June, 2013 First-Year Player Draft

YR	CLUB	LG	AVG	G	AB	R	H	2B	3B	HR	RBI	SH	SF	HP	BB	SO	SB	CS	E
14	Johnson City	APP	.257	57	206	28	53	7	3	5	27	0	1	5	11	56	1	2	6
15	Palm Beach	FSL	.000	1	3	0	0	0	0	0	0	0	0	0	0	1	0	0	0
	State College	NYP	.227	67	242	24	55	15	0	0	28	2	2	0	17	53	1	0	7

16	Palm Beach	FSL	.293	71	276	22	81	10	0	1	27	0	3	4
13	33	2	0	5										
	Springfield	TEX	.182	6	11	2	2	1	0	0	1	0	0	0
1	1	0	0	0										
Minor League Totals			.259	202	738	76	191	33	3	6	83	2	6	9
42	144	4	2	18										



**Notes:**

- Ripped a pinch-hit RBI double in his first Double-A at-bat on 8/29/16 vs. Tulsa
- Notched 22 multi-hit games with Palm Beach in 2016, including seven three-hit games and a career-high five hits on 7/15/16 vs. Clearwater
- Registered a career-high six RBIs while with Johnson City on 8/17/14 vs. Bristol, belting two home runs in the game
- His father, Gary, was a pole vaulter on the track team at the University of Houston

FRONT OFFICE

2017 CARDINALS

2016 REVIEW

HISTORY

MINOR LEAGUES

TEXAS LEAGUE

MISC.

**Gabriel LINO • C**

**Height** - 6'3      **Bats** - R      **Born** - 5/17/93 at Maracay, VZ

**Weight** - 200      **Throws** - R      **Resides** - Maracay, VZ

**HOW OBTAINED** - Signed by the Cardinals as a Minor League free agent on December 12, 2016

YR	CLUB	LG	AVG	G	AB	R	H	2B	3B	HR	RBI	SH	SF	HP	BB	SO	SB	CS	E
10	DSL Orioles	DSL	.200	54	140	15	28	10	0	0	19	2	4	9	28	21	4	0	4
11	GCL Orioles	GCL	.282	28	78	10	22	6	1	2	11	0	0	3					
8	13	1	0	5															
12	Delmarva	SAL	.218	56	206	28	45	13	0	4	18	0	2	3					
16	64	1	1	12															
	Lakewood	SAL	.227	37	132	16	30	10	0	3	14	0	0	2					
14	33	0	2	6															
13	Williamsport	NYP	.256	46	156	14	40	6	0	4	23	0	0	1					
10	47	2	1	4															
	Lakewood	SAL	.242	10	33	4	8	3	1	0	9	0	1	2					
1	13	0	1	1															
14	Lakewood	SAL	.180	16	50	7	9	5	0	1	6	0	1	0					
9	23	0	0	1															
	Clearwater	FSL	.223	74	238	26	53	7	0	4	28	1	2	2					
18	68	0	3	8															
15	Reading	EAS	.266	32	109	12	29	9	0	3	13	0	2	2	10	25	0	0	2
	Lehigh Valley	INT	.215	53	195	12	42	11	0	0	17	1	2	0	8	56	0	2	2
16	Clearwater	FSL	.199	40	136	10	27	5	0	2	6	0	0	2	10	33	0	0	7
	Reading	EAS	.317	18	63	12	20	4	0	3	8	0	0	3	7	13	0	0	4
Minor League Totals			.230	464	1536	166	353	89	2	26	172	4	14	29	139	409	8	10	54



**Notes:**

- 2017 Major League Spring Training Non-Roster Invitee
- Through seven Minor League seasons and 464 career games, has posted a 33% caught stealing rate (151x306)
- Hit safely in 14 of 18 Double-A games with Reading in 2016, tallying five multi-hit games with one three-hit game on 8/7/16 vs. Altoona
- A former top catching prospect of the Orioles, he was traded with RHP Kyle Simon by Baltimore to Philadelphia in exchange for DH Jim Thome on 7/1/12



FRONT OFFICE  
 2017 CARDINALS  
 2016 REVIEW  
 HISTORY  
 MINOR LEAGUES  
 TEXAS LEAGUE  
 MISC.

## Nick MARTINI • OF

**Height** - 5'11     **Bats** - L     **Born** - 6/27/90 at Crystal Lake, IL  
**Weight** - 193     **Throws** - L     **Resides** - Crystal Lake, IL

**SCHOOL** - Kansas State University

**HOW OBTAINED** - Cardinals' 7th round selection (230th overall) in the June, 2011

First-Year Player Draft



YR	CLUB	LG	AVG	G	AB	R	H	2B	3B	HR	RBI	SH	SF	HP
11	Batavia	NYP	.167	57	174	19	29	5	3	0	19	0	1	3
12	Quad Cities	MID	.266	130	482	82	128	24	4	2	52	3	4	10
13	Peoria	MID	.252	106	365	36	92	18	2	2	36	0	2	9
14	Palm Beach	FSL	.256	115	438	59	112	25	5	7	59	2	3	9
	Springfield	TEX	.375	6	16	2	6	1	0	0	1	0	0	1
15	Memphis	PCL	.393	22	56	12	22	4	2	1	14	1	0	1
	Springfield	TEX	.265	95	313	40	83	15	2	5	32	4	1	5
16	Springfield	TEX	.234	40	145	21	34	5	0	3	13	0	1	2
	Memphis	PCL	.273	86	256	38	70	12	3	2	26	0	4	3
Minor League Totals			.257	657	2245	309	576	109	21	22	252	10	16	42

**Notes:**

- 2017 Spring Training Early Program (S.T.E.P) participant
- Named a 2015 Texas League Midseason All-Star and went 1x3 with a double, two runs, a walk and a steal in the game
- Drove in 10 RBIs through just his first nine Triple-A games with the Redbirds in 2015 (7/4/15 - 7/18/15)
- Named 2010 Big XII Player of the Year and set NCAA record for reaching base safely in 93 straight games (April 2009-2011)

## C.J. McELROY • OF

**Height** - 5'10     **Bats** - S     **Born** - 5/29/93 at League City, TX  
**Weight** - 180     **Throws** - R     **Resides** - Houston, TX

**SCHOOL** - Clear Creek (TX) High School

**HOW OBTAINED** - Cardinals' 3rd round selection (109th overall) in the June, 2011

First-Year Player Draft



YR	CLUB	LG	AVG	G	AB	R	H	2B	3B	HR	RBI	SH	SF	HP
11	GCL Cardinals	GCL	.228	23	79	10	18	2	1	0	7	0	1	2
12	Johnson City	APP	.271	61	247	40	67	11	2	0	22	4	1	1
13	GCL Cardinals	GCL	.300	3	10	0	3	1	0	0	0	0	1	0
	Peoria	MID	.240	58	242	24	58	9	3	0	23	6	1	0
14	Peoria	MID	.267	130	490	74	131	11	2	0	29	12	0	16
15	Palm Beach	FSL	.247	118	430	52	106	12	4	3	25	6	3	20
16	Springfield	TEX	.262	43	130	16	34	3	0	1	9	2	0	4
Minor League Totals			.256	436	1628	216	417	49	12	4	115	30	6	44

**Notes:**

- Had hit safely in 10 of last 13 games (5/20 - 6/2/16) before sustaining a season-ending knee injury on 6/2/16 in Midland
- After leading all Cardinals Minor Leaguers in 2014 with 41 stolen bases, finished 3rd in the organization and the Florida State League with 39 swipes in 2015
- His father, Chuck McElroy, spent 16 seasons in the Major Leagues as a left-handed pitcher
- His uncle, Cecil Cooper, spent 17 seasons as a Major League first baseman, while his grandfather, Sylvester Cooper, played in the Negro Leagues

## Ian McKINNEY • LHP

Height - 5'11 Bats - L Born - 11/18/94 at Orlando, FL

Weight - 185 Throws - L Resides - Orlando, FL

SCHOOL - Boone (FL) High School

HOW OBTAINED - Cardinals' 5th round selection (155th overall) in the June, 2013 First-Year Player Draft.



YR	CLUB	LG	W-L	ERA	G	GS	CG	SHO	SV	IP	H	R							
13	GCL Cardinals	GCL	1-0	0.89	10	5	0	0	0	30.1	23	7							
3	0	3	12	24	2	0													
14	Johnson City	APP	2-0	1.26	6	6	0	0	0	35.2	27	5	5	0	2	7	31	1	0
	State College	NYP	1-1	6.17	2	2	0	0	0	11.2	11	8	8	0	2	2	9	0	1
15	Palm Beach	FSL	1-0	0.00	1	0	0	0	0	3.0	1	0	0	0	0	0	5	0	0
	State College	NYP	4-2	2.76	8	8	0	0	0	45.2	47	22	14	1	3	12	40	5	1
	Peoria	MID	3-1	2.58	6	6	0	0	0	38.1	36	14	11	0	4	8	29	4	0
16	Palm Beach	FSL	7-10	4.17	23	22	0	0	0	123.0	139	66	57	10	3	50	101	7	0
	Springfield	TEX	1-0	2.89	2	2	0	0	0	9.1	9	3	3	1	0	7	7	0	0
Minor League Totals			20-14	3.06	58	51	0	0	0	297.0	293	125	101	12	17	98	246	19	2

### Notes:

- Finished the 2016 Regular Season with two starts with Springfield, including a 6.0-inning shutout performance on 9/2/16 in Arkansas
- Finished his stint in Palm Beach in 2016 by going 1-3 with a 2.86 ERA through four starts in August prior to joining Springfield
- Ranked 6th among Cardinals Minor Leaguers in 2015 in ERA (2.59) and 8th in opponent batting average (.249)
- Earned 2013 Rawlings-Perfect Game 2nd Team All-American and Florida - All Region 1st Team honors as a senior at Boone High School in Orlando



## Alex MEJIA • INF

Height - 6'1 Bats - R Born - 1/18/91 at Sylmar, CA

Weight - 200 Throws - R Resides - Sylmar, CA

SCHOOL - University of Arizona

HOW OBTAINED - Cardinals' 4th round selection (150th overall) in the June, 2012 First-Year Player Draft

YR	CLUB	LG	AVG	G	AB	R	H	2B	3B	HR	RBI	SH	SF	HP	BB	SO	SB	CS	E
12	Batavia	NYP	.250	23	96	9	24	5	0	1	7	2	0	0	2	13	1	0	3
13	Peoria	MID	.281	40	153	26	43	9	2	1	13	4	1	2	9	29	2	1	7
	Palm Beach	FSL	.207	81	295	26	61	14	0	0	24	10	4	4	13	39	6	3	15
14	Palm Beach	FSL	.284	71	275	30	78	13	1	1	29	7	2	1	9	41	4	2	12
	Springfield	TEX	.270	49	163	13	44	3	1	3	21	2	3	2	13	20	2	2	11
15	Springfield	TEX	.270	34	115	12	31	5	1	2	12	3	1	2	11	19	1	1	4
	Memphis	PCL	.275	59	167	26	46	7	1	3	17	2	2	1	15	25	3	0	4
16	Memphis	PCL	.273	34	99	9	27	7	2	0	10	3	0	2	4	12	0	0	2
	Springfield	TEX	.218	44	170	16	37	7	0	1	14	1	2	1	13	26	1	1	8
Minor League Totals			.255	435	1533	167	391	70	8	12	147	34	15	15	89	224	20	10	66

### Notes:

- Split the 2016 campaign between Double-A and Triple-A, finishing the season on a five-game hitting streak with Springfield
- Named PAC-12 Conference Player of the Year and PAC-12 Defensive Player of the Year in 2012
- Cousin of Major League pitcher, Marco Estrada
- Father (Carlo) was an All-American shortstop at Pepperdine and both sisters (Bianca & Krystal) played college softball at Long Island University

FRONT OFFICE

2017 CARDINALS

2016 REVIEW

HISTORY

MINOR LEAGUES

TEXAS LEAGUE

MISC.

FRONT OFFICE  
 2017 CARDINALS  
 2016 REVIEW  
 HISTORY  
 MINOR LEAGUES  
 TEXAS LEAGUE  
 MISC.



## Andrew **MORALES** • RHP

**Height** - 6'1      **Bats** - R      **Born** - 1/16/93 at Covina, CA  
**Weight** - 200      **Throws** - R      **Resides** - Covina, CA

**SCHOOL** - University of California-Irvine

**HOW OBTAINED** - Cardinals' 2nd round selection (71st overall) in the June, 2014 First-Year Player Draft.

YR	CLUB	LG	W-L	ERA	G	GS	CG	SHO	SV	IP	H	R	ER	HR	HB	BB	SO	WP	BK
14	GCL Cardinals	GCL	0-1	3.60	3	2	0	0	0	5.0	2	3	2	1	0	3	6	1	0
	Palm Beach	FSL	1-0	1.23	2	0	0	0	0	7.1	2	1	1	0	1	0	6	0	0
15	Springfield	TEX	5-8	5.00	26	26	0	0	0	129.2	169	81	72	17	4	46	85	9	1
16	Springfield	TEX	4-4	3.35	14	14	0	0	0	78.0	71	38	29	10	0	18	66	2	0
	GCL Cardinals	GCL	0-1	5.79	2	2	0	0	0	4.2	5	3	3	1	1	3	10	0	0
Minor League Totals			10-14	4.29	47	44	0	0	0	224.2	249	126	107	29	6	70	173	12	1

**Notes:**

- The 2017 Spring Training Early Program (S.T.E.P) participant was named the Cardinals Minor League Pitcher of the Month for April, 2016, posting a 3-1 record with a 2.16 ERA through four starts that month, including a pair of shutout performances and a 16-inning scoreless streak to close the month
- Named ABCA and *Baseball America* First Team All-American and Big West Pitcher of the Year in 2014, leading NCAA Division I with 141 strikeouts and tying for the lead with 19 starts last year
- Helped lead UC-Irvine to the College World Series in 2014 by throwing a five-hit shutout vs. Oklahoma State, winning 1-0 and sending his team to Omaha
- Left the university as its all-time ERA leader (1.68), the only Anteater with a career ERA below 2.00, as well as posting the highest win percentage in school history (.913, 21-2)



## Trey **NIELSEN** • RHP

**Height** - 6'1      **Bats** - R      **Born** - 9/1/91 at Salt Lake City, UT  
**Weight** - 190      **Throws** - R      **Resides** - Salt Lake City, UT

**SCHOOL** - University of Utah

**HOW OBTAINED** - Cardinals' 30th round selection (905th overall) in the June, 2013 First-Year Player Draft

YR	CLUB	LG	W-L	ERA	G	GS	CG	SHO	SV	IP	H	R	ER	HR	HB	BB	SO	WP	BK
14	State College	NYP	3-2	2.50	15	8	0	0	1	50.1	36	16	14	3	2	14	49	3	0
15	Palm Beach	FSL	9-6	2.59	25	18	0	0	0	111.0	101	47	32	3	3	34	78	4	1
16	Memphis	PCL	1-0	1.69	1	1	0	0	0	5.1	2	1	1	1	0	4	4	1	1
	Springfield	TEX	8-8	3.84	23	19	2	0	1	122.0	131	59	52	13	8	38	81	6	1
Minor League Totals			21-16	3.09	64	46	2	0	2	288.2	270	123	99	20	13	90	212	14	3

**Notes:**

- 2016 and 2017 Major League Spring Training Non-Roster Invitee
- Tossed a pair of nine-inning complete games with Springfield in 2016 - 9.0 IP, 7H, 1R, 0BB, 6K vs. NW Arkansas on 5/13/16 and 9.0 IP, 11H, 4R, 0BB, 6K vs. Arkansas on 7/20/16
- Limited opponents to three runs or fewer in 20 of his 25 games with Palm Beach in 2015
- Son of former Major League pitcher, Scott Nielsen, who spent parts of four seasons with the Yankees and White Sox

## Matt PEARCE • RHP

Height - 6'3      Bats - R      Born - 2/24/94 at Bonita Springs, FL  
 Weight - 205      Throws - R      Resides - Bonita Springs, FL

SCHOOL - Polk State (FL) College

HOW OBTAINED - Cardinals' 13th round selection (405th overall) in the June, 2014  
 First-Year Player Draft



YR	CLUB	LG	W-L	ERA	G	GS	CG	SHO	SV	IP	H	R							
14	Johnson City	APP	2-4	4.20	10	10	0	0	0	45.0	54	25	21	2	1	9	34	2	0
15	Peoria	MID	11-10	2.43	24	24	0	0	0	144.2	139	51	39	6	8	22	95	3	0
16	Palm Beach	FSL	8-8	2.37	20	20	4	1	0	136.2	114	43	36	9	4	15	81	3	1
	Springfield	TEX	1-2	7.88	3	3	0	0	0	16.0	21	14	14	3	1	7	16	0	0
	Memphis	PCL	0-2	4.91	2	2	0	0	0	11.0	12	9	6	2	0	4	6	0	0
Minor League Totals			22-26	2.95	59	59	4	1	0	353.1	340	142	116	22	14	57	232	8	1

### Notes:

- Named Florida State League Player of the Month and Cardinals Minor League Pitcher of the Month for July, 2016, going 2-3, 1.93 ERA, 6GS, 46.2 IP, 33H, 13R, 10ER, 2BB, 29K with Palm Beach
- While with Palm Beach in 2016, dealt two 9-inning complete games and two 6-inning complete games, setting the Palm Beach all-time record and tying for the Minor League Baseball lead with four complete games last year
- Ranked 7th among Cardinals Minor Leaguers with a 3.08 ERA across three levels in 2016
- In 2015 with Peoria, led the Midwest League with a 2.43 ERA and ranked 5th with a 1.11 WHIP, setting an all-time league record with 54.1 consecutive innings without a walk from the 4th inning on 6/8/15 through the 2nd inning on 8/7/15



## Chris PERRY • RHP

Height - 6'2      Bats - L      Born - 7/15/90 at Cary, NC  
 Weight - 215      Throws - R      Resides - Cary, NC

SCHOOL - Methodist (NC) College

HOW OBTAINED - Cardinals' 17th round selection (540th overall) in the June, 2012  
 First-Year Player Draft

YR	CLUB	LG	W-L	ERA	G	GS	CG	SHO	SV	IP	H	R	ER	HR	HB	BB	SO	WP	BK
12										Injured -- Did Not Play									
13	State College	NYP	2-0	1.61	4	4	0	0	0	22.1	17	6	4	0	2	5	15	1	0
	Peoria	MID	2-4	3.91	9	9	0	0	0	48.1	50	27	21	3	2	15	40	2	0
14	Peoria	MID	4-0	2.20	28	0	0	0	3	49.0	29	15	12	4	0	15	80	6	0
	Palm Beach	FSL	1-1	1.93	13	0	0	0	5	14.0	6	3	3	1	1	6	18	1	0
15	Palm Beach	FSL	1-3	1.97	25	0	0	0	11	32.0	15	7	7	0	3	16	34	3	0
	Springfield	TEX	1-3	6.11	18	0	0	0	1	28.0	27	19	19	1	1	18	24	4	1
16	Springfield	TEX	1-2	3.38	37	0	0	0	0	53.1	34	22	20	2	2	40	60	8	0
Minor League Totals			12-13	3.13	134	13	0	0	20	247.0	178	99	86	11	11	115	271	25	1

### Notes:

- Started the 2016 campaign with Springfield with eight straight appearances without an earned run, spanning 11.1 innings
- Did not allow a single run in 20 of his 25 outings with Palm Beach in 2015
- Named a 2014 Midwest League Midseason All-Star prior to joining Palm Beach on 7/11/14
- Named the Cardinals Minor League Pitcher of the Month for May, 2014, going 2-0, 0.46 ERA with 40 Ks in 10 games (19.2 IP)

FRONT OFFICE

2017 CARDINALS

2016 REVIEW

HISTORY

MINOR LEAGUES

TEXAS LEAGUE

MISC.



## Daniel PONCEDELEON • RHP

Height - 6'4      Bats - R      Born - 1/16/92 at La Mirada, CA

Weight - 185      Throws - R      Resides - La Mirada, CA

SCHOOL - Embry-Riddle Aeronautical University

HOW OBTAINED - Cardinals' 9th round selection (285th overall) in the June, 2014 First-Year Player Draft

YR	CLUB	LG	W-L	ERA	G	GS	CG	SHO	SV	IP	H	R	ER	HR	HB	BB	SO	WP	BK
14	State College	NYP	3-3	2.44	12	10	0	0	0	44.1	38	13	12	0	1	14	52	5	0
15	Peoria	MID	6-2	2.47	13	13	1	0	0	76.2	72	27	21	4	3	22	62	2	0
	Palm Beach	FSL	5-0	1.49	7	6	0	0	0	42.1	29	9	7	1	2	8	25	2	0
16	Springfield	TEX	9-8	3.52	27	27	1	0	0	151.0	128	71	59	10	15	56	164	10	0
Minor League Totals			23-13	2.83	59	56	2	0	0	314.1	267	120	99	15	21	100	261	19	0

### Notes:

•2016 and 2017 Major League Spring Training Non-Roster Invitee

•Named a 2016 Texas League Midseason All-Star, finishing among league leaders in ERA (8th, 3.52), starts (1st, 27), strikeouts (5th, 122), innings pitched (3rd, 151.0), average against (4th, .231) and walks (2nd, 56)

•Through 59 games/56 starts over his career, has only 11 appearances with more than three earned runs allowed

•Drafted three times from 2010-2013 (Rays 2010, Reds 2012, Cubs 2013) before being selected by Cardinals in 9th round of 2014, playing collegiately at four different schools - University of Arizona, Cypress (CA) College, University of Houston and Embry-Riddle Aeronautical University



## Jimmy REED • LHP

Height - 5'11      Bats - L      Born - 12/18/90 at Washington D.C.

Weight - 185      Throws - L      Resides - Austin, TX

SCHOOL - University of Maryland

HOW OBTAINED - Cardinals' 6th round selection (185th overall) in the June, 2013 First-Year Player Draft

YR	CLUB	LG	W-L	ERA	G	GS	CG	SHO	SV	IP	H	R	ER	HR	HB	BB	SO	WP	BK
13	State College	NYP	3-2	2.05	12	9	0	0	2	52.2	52	19	12	2	1	12	40	2	0
14	Peoria	MID	3-3	3.88	13	13	0	0	0	72.0	77	32	31	6	3	18	62	6	0
	Springfield	TEX	1-1	4.91	2	2	0	0	0	11.0	10	6	6	1	0	2	6	0	0
	Palm Beach	FSL	6-2	3.58	9	9	1	0	0	55.1	63	22	22	3	1	7	35	0	0
15	Palm Beach	FSL	4-2	2.15	8	8	2	1	0	54.1	43	14	13	0	2	4	34	3	0
	Memphis	PCL	0-2	6.48	2	2	0	0	0	8.1	13	6	6	2	0	2	4	0	0
	Springfield	TEX	2-4	5.14	16	16	1	0	0	82.1	103	49	47	11	0	18	59	4	0
16	Injured -- Did Not Play																		
Minor League Totals			19-16	3.67	62	59	4	1	2	336.0	361	148	137	25	7	63	240	15	0

### Notes:

•Missed the entire 2016 season due to Tommy John Surgery

•After starting the 2015 season with Palm Beach, joined Springfield on 6/2/15 and went 2-2 with a 2.22 ERA through five starts in June

•Tossed first-career, 9-inning complete-game shutout for Palm Beach on 5/22/15 vs. Clearwater (9.0 IP, 4H, 0R, 0BB, 5K)

•Became the first pitcher in Maryland history to win back-to-back ACC Pitcher of the Week honors in 2013; he and RHP Jake

Stinnett (picked by Cubs in 1st round in 2014) are the highest-drafted Terps since new St. Louis Cardinals reliever Brett Cecil was drafted out of Maryland by Toronto in the 1st round in 2007 - there have been just six Terps in last 20 years to go higher than 200th overall



## Robby ROWLAND • RHP

Height - 6'4      Bats - S      Born - 12/15/91 at Cloverdale, CA  
 Weight - 215      Throws - R      Resides - Cloverdale, CA

SCHOOL - Cloverdale (CA) High School

HOW OBTAINED - Signed by the Cardinals as a free agent on March 10, 2015

YR	CLUB	LG	W-L	ERA	G	GS	CG	SHO	SV	IP	H	R	ER	HR	HB	BB	SO	WP	BK
10	Missoula	PIO	4-6	5.67	14	14	0	0	0	54.0	62	42	34	7	4	21	40	3	0
11	Missoula	PIO	2-7	8.07	14	14	0	0	0	68.0	95	65	61	15	9	17	52	10	0
12	West Virginia	SAL	9-5	3.30	20	19	1	0	0	106.1	110	52	39	10	9	23	62	18	1
13	Bradenton	FSL	4-11	4.82	27	24	0	0	0	127.0	132	89	68	10	17	48	67	6	1
14	Bradenton	FSL	3-7	6.05	24	0	0	0	1	38.2	43	27	26	5	2	10	21	3	0
	West Virginia	SAL	1-0	7.71	6	0	0	0	0	11.2	16	10	10	2	3	13	10	2	0
15	Peoria	MID	2-3	2.40	28	0	0	0	9	41.1	32	15	11	4	2	6	45	1	0
	Palm Beach	FSL	0-1	4.50	9	0	0	0	5	10.0	10	5	5	0	0	4	6	3	0
	Springfield	TEX	1-2	6.10	10	0	0	0	0	10.1	8	8	7	0	1	3	5	1	0
16	State College	NYP	0-0	4.50	3	0	0	0	0	4.0	3	2	2	0	0	1	5	0	0
	Palm Beach	FSL	1-1	2.45	7	0	0	0	1	7.1	5	2	2	0	0	4	4	0	0
	Springfield	TEX	1-0	4.82	8	0	0	0	0	9.1	10	7	5	0	0	4	12	1	0
Minor League Totals			28-43	4.98	170	71	1	0	16	488.0	526	324	270	53	47	154	329	48	2

### Notes:

- 2016 and 2017 Major League Spring Training Non-Roster Invitee
- Went 1-0 with a 4.76 ERA through 10 outings in the 2015 Arizona Fall League
- Ranked 3rd among Cardinals Minor Leaguers with 14 saves across three levels in 2015
- Son of former Major League catcher, Rich Rowland, Robby was originally drafted by the Diamondbacks in the 3rd of the 2010 June Draft before being traded to the Pirates on March 31, 2012



## Cody SCHUMACHER • RHP

Height - 6'0      Bats - R      Born - 12/1/90 at Topeka, KS  
 Weight - 195      Throws - R      Resides - Topeka, KS

SCHOOL - Missouri State University

HOW OBTAINED - Cardinals' 36th round selection (1,095th overall) in the June, 2014

First-Year Player Draft

YR	CLUB	LG	W-L	ERA	G	GS	CG	SHO	SV	IP	H	R	ER	HR	HB	BB	SO	WP	BK
14	State College	NYP	1-0	3.58	6	6	0	0	0	27.2	22	14	11	4	4	6	18	0	0
15	Peoria	MID	1-0	3.47	14	1	0	0	1	23.1	20	10	9	2	0	5	28	0	1
	Palm Beach	FSL	3-1	3.95	21	0	0	0	1	43.1	44	19	19	1	5	9	32	6	0
	Springfield	TEX	0-0	9.00	1	0	0	0	0	2.0	3	2	2	1	0	0	2	0	0
16	Palm Beach	FSL	3-2	3.38	39	0	0	0	0	61.1	69	27	23	2	3	23	55	3	0
Minor League Totals			8-3	3.65	81	7	0	0	2	157.2	158	72	64	10	12	43	135	9	1

### Notes:

- Spent the entire 2016 campaign with Palm Beach, including a stellar month of June in which he dealt seven scoreless appearances, posting a perfect 0.00 ERA with only seven hits, two walks and eight strikeouts in 9.0 innings that month
- Made his Double-A debut on 9/5/15 at Hammons Field against the Drillers
- Became the first senior to earn Missouri State's Dave Dickensheet Award as the Bears' most outstanding pitcher in 2014 and finished his career 7th on the Bears all-time winning percentage list (.789, 15-4) and 10th all-time with a 3.05 career ERA
- Made a school record 17 starts in his first season as a Bear in 2012, ranking 16th nationally while posting an 8-1 record with a

FRONT OFFICE

2017 CARDINALS

2016 REVIEW

HISTORY

MINOR LEAGUES

TEXAS LEAGUE

MISC.

FRONT OFFICE  
 2017 CARDINALS  
 2016 REVIEW  
 HISTORY  
 MINOR LEAGUES  
 TEXAS LEAGUE  
 MISC.

3.71 ERA and earning All-Missouri Valley Conference Honorable Mention



**Ronnie SHABAN • RHP**

Height - 6'1      Bats - L      Born - 3/8/90 at Richmond, VA  
 Weight - 203      Throws - R      Resides - Moseley, VA

SCHOOL - Virginia Polytechnic University

HOW OBTAINED - Cardinals' 33rd round selection (1,020th overall) in the June, 2012

First-Year Player Draft

YR	CLUB	LG	W-L	ERA	G	GS	CG	SHO	SV	IP	H	R	ER	HR	HB	BB	SO	WP	BK
12	Johnson City	APP	0-1	3.05	20	0	0	0	16	20.2	19	8	7	2	2	7	31	4	0
13	Palm Beach	FSL	2-5	1.73	45	0	0	0	18	52.0	39	14	10	2	1	20	41	5	0
14	Springfield	TEX	0-2	7.66	24	0	0	0	2	24.2	37	22	21	4	1	8	19	2	0
	Palm Beach	FSL	0-1	5.40	15	0	0	0	3	15.0	20	10	9	1	0	4	18	0	0
15	Palm Beach	FSL	0-0	2.08	4	0	0	0	2	4.1	3	1	1	0	1	3	0	1	0
	Springfield	TEX	3-2	2.76	43	0	0	0	10	49.0	41	16	15	3	1	15	46	1	0
16	Springfield	TEX	8-3	3.11	42	0	0	0	10	55.0	52	19	19	7	0	16	40	4	1
	Memphis	PCL	0-0	0.00	3	0	0	0	0	3.1	4	0	0	0	0	0	2	0	0
Minor League Totals			13-14	3.29	196	0	0	0	61	224.0	215	90	82	19	6	73	197	17	1

**Notes:**

- Ranked 5th among Cardinals Minor Leaguers with 10 saves in 2016 and enters the 2017 season ranked among Springfield Cardinals All-Time Leaders in saves (7th, 22) and games (3rd, 109)
- Allowed more than one earned run in only one of his 45 appearances with Palm Beach in 2013
- Posted an ERA below 1.00 in April, May, July and August of 2013
- Earned back-to-back Postseason All-Star selections - 2013 in the Florida State League and 2012 in the Appalachian League



**Magneuris SIERRA • OF**

Height - 5'11      Bats - L      Born - 4/7/96 at San Cristobal, DR  
 Weight - 160      Throws - L      Resides - San Cristobal, DR

HOW OBTAINED - Signed by the Cardinals as a non-drafted free agent on July 13, 2012

YR	CLUB	LG	AVG	G	AB	R	H	2B	3B	HR	RBI	SH	SF	HP	BB	SO	SB	CS	E
13	DSL Cardinals	DSL	.269	63	212	44	57	6	3	1	21	3	4	4	29	33	15	7	4
14	GCL Cardinals	GCL	.386	52	202	42	78	12	3	2	30	2	1	2	16	30	13	3	3
15	Peoria	MID	.191	51	178	19	34	1	3	1	7	3	2	0	7	52	4	5	1
	Johnson City	APP	.315	53	216	38	68	8	0	3	15	2	1	1	19	42	15	2	3
16	Peoria	MID	.307	122	524	78	161	29	4	3	60	7	6	3	22	97	31	17	11
Minor League Totals			.301	558	2129	303	641	89	28	6	220	16	17	13	182	162	66	44	22

**Notes:**

- The Cardinals 40-Man Roster Member, 2016 MiLB.com Organizational All-Star and Midwest League Midseason / Postseason All-Star enters the 2017 ranked by MLB.com as the Cardinals #7 prospect
- Ranked 3rd in the Midwest League and 4th in the Cardinals Organization with a career-high 31 stolen bases for Peoria in 2016

•Finished the 2016 season with a red-hot August for Peoria, hitting .369 (38x103) with one home run, eight doubles, 13 RBIs, 23 runs and seven steals in 25 games  
 •Named the 2014 Cardinals Minor League Player of the Year after a breakout campaign in the Gulf Coast League for which he was also named the GCL Most Valuable Player, the GCL Batting Champion (.386) and GCL League Leader in hits (78), on-base percentage (.434), runs (42) and total bases (102)



FRONT OFFICE

2017 CARDINALS

**Allen STATON • INF**

**Height** - 5'10    **Bats** - R    **Born** - 9/10/92 at Laurens, SC  
**Weight** - 190    **Throws** - R    **Resides** - Laurens, SC

**SCHOOL** - North Greenville (SC) University

**HOW OBTAINED** - Signed by the Cardinals as a non-drafted free agent on June 17, 2015

YR	CLUB	LG	AVG	G	AB	R	H	2B	3B	HR	RBI	SH	SF	HP	BB	SO	SB	CS	E
15	GCL Cardinals	GCL	.300	11	40	4	12	3	1	1	8	0	0	0	6	4	2	0	2
	Johnson City	APP	.307	42	163	25	50	12	2	9	44	0	2	1	8	38	2	0	13
	Palm Beach	FSL	.185	9	27	3	5	0	0	0	1	0	0	0	5	6	0	1	1
16	Palm Beach	FSL	.219	49	192	15	42	8	0	3	26	0	4	1	11	41	0	0	5
	Springfield	TEX	.278	53	180	23	50	8	2	3	20	4	2	3	16	35	2	0	7
Minor League Totals			.264	164	602	70	159	31	5	16	99	4	8	5	46	124	6	1	28

2016 REVIEW

**Notes:**

- After hitting .230 (20x87) with two homers and 10 RBIs in 27 July games, hit .323 (30x93) with one home run, three doubles, two triples and 10 RBIs in 26 games after August 1
- Logged a streak of five straight multi-hit games with Springfield from 8/23 - 8/27/16, finishing his Double-A stint with 14 multi-hit games overall
- Hit an incredible .343 (12x35) with one home run and 16 RBIs with runners in scoring position for Springfield last year
- Closed his career at North Greenville as the program's all-time home run leader with 30 long-balls, belting 11 homers in his senior season in 2015 to earn NCCAA All-American First Team honors



HISTORY

MINOR LEAGUES

**Dickie Joe THON • INF**

**Height** - 6'2    **Bats** - R    **Born** - 11/16/91 at Houston, TX  
**Weight** - 190    **Throws** - R    **Resides** - San Juan, PR

**SCHOOL** - Academia Perpetuo Socorro (San Juan, PR)


**HOW OBTAINED** - Signed by the Cardinals as a Minor League free agent on December 12, 2016

YR	CLUB	LG	AVG	G	AB	R	H	2B	3B	HR	RBI	SH	SF	HP	BB	SO	SB	CS	E
11	GCL Blue Jays	GCL	.223	45	121	23	27	3	0	3	15	2	0	5	23	44	6	2	4
12	Bluefield	APP	.221	48	149	18	33	5	1	2	14	1	1	6	19	34	7	3	15
13	Vancouver	NOR	.280	45	164	31	46	7	3	1	21	1	3	7	18	54	5	4	16
14	Lansing	MID	.265	103	393	57	104	20	4	3	40	2	4	7	23	117	7	8	9
15	Lansing	MID	.315	15	54	9	17	3	1	2	12	2	0	2	6	18	4	2	6
	Dunedin	FSL	.180	83	283	28	51	13	4	2	19	3	1	6	18	82	5	4	18
16	Dunedin	FSL	.258	111	380	57	98	20	2	10	42	0	4	10	35	100	23	9	19
Minor League Totals			.244	450	1544	223	376	71	15	23	163	11	13	43	142	449	57	32	87

TEXAS LEAGUE

MISC.





**Notes:**  
 •2017 Spring Training Early Program (S.T.E.P) participant  
 •Set career highs with 10 home runs, 42 RBIs, 23 steals and 111 games in final season as Blue Jays farmhand in 2016, while matching career marks with 20 doubles and 57 runs scored  
 •Notched first-career multi-home run game with a pair of blasts for Dunedin on 8/21/16 at Lakeland  
 •Son of former MLB All-Star INF Dickie Thon, who played in 1,387 career games for the California Angels, Houston Astros, San Diego Padres, Philadelphia Phillies, Texas Rangers and Milwaukee Brewers from 1979 - 93


**Casey TURGEON • INF**

**Height - 5'10**  
**Bats - L**  
**Throws - R**  
**Resides - Palm Harbor, FL**  
**Born - 9/28/92 at Palm Harbor, FL**

**HOW OBTAINED -** Cardinals' 24th round selection (735th overall) in the June, 2014 First-Year Player Draft

YR CLUB	LG	AVG	G	AB	R	H	2B	3B	HR	RBI	SH	SF	HP	BB	SO	SB	CS	E	
14	Johnson City	APP	306	62	222	52	68	13	3	4	26	1	1	6	42	33	7	4	8
15	Peoria	MID	267	6	15	3	4	2	1	0	1	0	0	1	2	2	1	0	0
16	Peoria	MID	229	16	48	5	11	4	0	0	6	0	1	1	7	7	1	0	1
16	Palm Beach	FSL	214	76	257	32	55	9	0	1	21	5	1	6	37	44	7	1	10
16	Palm Beach	FSL	290	28	107	19	31	10	2	3	13	0	1	1	20	21	1	2	4
16	Palm Beach	FSL	290	28	107	19	31	10	2	3	13	0	1	1	20	21	1	2	4
16	Springfield	TEX	179	10	28	3	5	1	0	0	2	1	0	1	0	0	1	0	1
17	Minor League Totals		257	198	677	114	174	39	6	8	69	7	4	16					

**Notes:**  
 •Made his Double-A debut on 7/27/16 in Tulsa, going 2x4 with one walk and two runs  
 •Reached base safely in 23 of 28 games with Palm Beach last year prior to being promoted to Springfield, including a stretch from 5/8 - 5/23/16 when he hit safely in 11 of 13 games with a .352 average (19x54) during that stretch  
 •In 2015 with Palm Beach, reached base safely in 27 straight games from 6/24 - 7/27/15, the 5th-longest streak in the Florida State League that season  
 •Earned 2014 Appalachian League Postseason All-Star honors after leading the league in runs (52) and walks (42), while finishing 9th with a .306 average, 3rd with 62 games played, 2nd with a .428 on-base percentage and 5th with an .874 on-base-plus-slugging percentage



**Johnny WALTER • RHP**

**Height - 6'5**  
**Bats - R**  
**Throws - R**  
**Resides - Haddonfield, NJ**  
**Born - 5/20/91 at Haddonfield, NJ**

**HOW OBTAINED -** Signed by the Cardinals as a Minor League Free Agent on June 7, 2016

YR CLUB	LG	W-L	ERA	G	GS	CG	SHO	SV	IP	H	R	ER	HR	HB	BB	SO	WP	BK		
12	Burlington	APP	3-1	2	63	21	0	0	0	9	27	17	10	8	1	1	7	35	1	0

FRONT OFFICE  
 2008 CARDINALS  
 2007 REVIEW  
 HISTORY  
 MINOR LEAGUES  
 TEXAS LEAGUE  
 MISC.

13	Idaho Falls	PIO	0-0	9.00	1	0	0	0	0	1.0	2	2	1	0	1	0	0	0	
0	Lexington	SAL	1-1	1.01	18	0	0	0	8	26.2	8	3	3	0	0	4	31	0	
0	14	Wilmington	CAR	6-3	3.80	30	3	0	0	64.0	66	27	27	3	3	22	44	4	
1	15	New Jersey	CAMA	10-2	3.08	19	19	2	2	0	120.0	101	43	41	3	15	40	127	6
0	16	New Jersey	CAMA	3-0	1.00	4	4	1	1	0	27.0	14	3	3	1	1	7	29	1
0	0	Palm Beach	FSL	2-3	3.58	6	6	0	0	0	32.2	36	13	13	0	4	9	21	4
0	0	Springfield	TEX	1-6	6.24	9	8	0	0	0	49.0	52	35	34	3	9	20	35	4
0	Minor League Totals			13-14	3.86	85	17	0	0	17	200.2	181	90	86	7	18	62	166	13
1	Independent League Totals			13-2	2.69	23	23	3	3	0	147.0	115	46	44	4	16	47	156	7
0																			

**Notes:**

- Split the 2016 season between Palm Beach and Springfield after signing with St. Louis on June 7, 2016
- No-hit Midland through his first eight innings on 8/12/16, finishing with 8.0+ innings, two hits, two runs, three walks and eight Ks
- Started his professional career as a Royals farmhand after being selected by Kansas City in the 29th round of the 2012 June Draft out of Penn State
- Both parents played a varsity sport at Penn State as his father, John, was a former Nittany Lion football player from 1981-85 and was a member of the 1982 National Championship team, while his mother, Bonnie, played field hockey from 1982-86

**Rowan WICK • RHP**

**Height** - 6'3      **Bats** - L      **Born** - 11/9/92 at North Vancouver, B.C., Canada  
**Weight** - 220      **Throws** - R      **Resides** - North Vancouver, British Columbia, Canada  
**SCHOOL** - Cypress (CA) College  
**HOW OBTAINED** - Cardinals' 9th round selection (300th overall) in the June, 2012 First-Year Player Draft

YR	CLUB	LG	W-L	ERA	G	GS	CG	SHO	SV	IP	H	R	ER	HR	HB	BB	SO	WP	
15	GCL Cardinals	GCL	0-1	9.00	3	0	0	0	0	2.0	4	2	2	0	0	2	1	1	
0	16	Palm Beach	FSL	2-0	1.09	23	0	0	0	6	24.2	16	4	3	0	0	6	37	2
1	0	Springfield	TEX	0-0	4.12	21	0	0	0	0	19.2	14	9	9	1	1	14	20	3
0	Minor League Totals			2-1	2.72	47	0	0	0	6	46.1	34	15	14	1	1	22	58	6
1																			

**Notes:**

- Member of the St. Louis Cardinals 40-Man Roster was named a 2016 Florida State League Midseason All-Star in first full season as a pitcher
- Represented the Cardinals in the prestigious 2016 Arizona Fall League, going 0-1 with a 4.50 ERA through nine relief outings and earning a selection to the Rising Stars All-Star Team
- Hit .248 with 34 home runs and 119 RBIs through 186 games as a position player before transitioning to the mound midway through the 2015 season
- Played for the Canadian Junior National Team at the IBAF World Junior Baseball Championships, batting .310 (9x29) with three doubles, two home runs and six RBIs in eight games

# 2016 STATISTICS/RESULTS



## 2016 TEXAS LEAGUE STANDINGS

FIRST HALF	WON	LOST	PCT.	GB	MANAGER
<i>NORTH DIVISION</i>					
<b>Springfield Cardinals</b> .....	<b>41</b>	<b>29</b>	<b>.586</b>	<b>--</b>	<b>Dann Bilardello</b>
Tulsa Drillers.....	37	32	.536	3.5	Ryan Garko
Arkansas Travelers.....	32	38	.457	9.0	Mark Parent
NW Arkansas Naturals.....	29	41	.414	12.0	Vance Wilson
<i>SOUTH DIVISION</i>					
Corpus Christi Hooks.....	47	23	.671	--	Rodney Linares
Frisco RoughRiders.....	38	31	.551	8.5	Joe Mikulik
Midland RockHounds.....	33	37	.471	14.0	Ryan Christenson
San Antonio Missions.....	22	48	.314	25.0	Phillip Wellman
SECOND HALF	WON	LOST	PCT.	GB	MANAGER
<i>NORTH DIVISION</i>					
NW Arkansas Naturals.....	36	34	.514	--	Vance Wilson
Arkansas Travelers.....	35	35	.500	1.0	Mark Parent
<b>Springfield Cardinals</b> .....	<b>34</b>	<b>36</b>	<b>.486</b>	<b>2.0</b>	<b>Dann Bilardello</b>
Tulsa Drillers.....	31	39	.443	5.0	Ryan Garko
<i>SOUTH DIVISION</i>					
Midland RockHounds.....	45	25	.643	--	Ryan Christenson
Corpus Christi Hooks.....	38	32	.543	7.0	Rodney Linares
San Antonio Missions.....	36	34	.514	9.0	Phillip Wellman
Frisco RoughRiders.....	25	45	.357	20.0	Joe Mikulik

## 2016 OVERALL STANDINGS

NORTH DIVISION	WON	LOST	PCT	GB	MANAGER
<b>Springfield Cardinals</b>	<b>75</b>	<b>65</b>	<b>.536</b>	<b>--</b>	<b>Dann Bilardello</b>
Tulsa Drillers	68	71	.489	6.5	Ryan Garko
Arkansas Travelers	67	73	.479	8.0	Mark Parent
NW Arkansas Naturals	65	75	.464	10.0	Vance Wilson
SOUTH DIVISION					
Corpus Christi Hooks	85	55	.607	--	Rodney Linares
Midland RockHounds	78	62	.557	7.0	Ryan Christenson
Frisco RoughRiders	63	76	.453	21.5	Joe Mikulik
San Antonio Missions	58	82	.414	27.0	Phillip Wellman

NORTHWEST ARKANSAS DEFEATS SPRINGFIELD, 3-1, IN NORTH DIVISION FINALS  
 MIDLAND DEFEATS CORPUS CHRISTI, 3-1, IN SOUTH DIVISION FINALS

FRONT OFFICE

2017 CARDINALS

2016 REVIEW

HISTORY

MINOR LEAGUES

TEXAS LEAGUE

MISC.

# 2016 CARDINALS GAME-BY-GAME

	DATE	OPP	W/L	SCORE	WINNER-LOSER-SAVE	RECORD	TIME	ATT
FRONT OFFICE	4/7	@SA	W	3-1	<b>Mayers-Catillo-Heyer</b>	1-0	2:23	5,807
	4/8	@SA	L	5-4	Lloyd-Nielsen-Jester	1-1	2:47	3,801
	4/9	@SA	W	6-4	<b>Poncedeleon-Alger-Shaban</b>	2-1	2:42	6,047
	4/10	@CC	W	6-4	<b>Morales-Holmes-Lucas</b>	3-1	2:54	5,470
	4/11	@CC	L (12)	5-4	Freeman-Donofrio	3-2	3:34	3,251
	4/12	@CC	W	7-3	<b>Littrell-Freeman</b>	4-2	2:53	3,708
	4/14	SA	L	5-0	Rodriguez-Nielsen	4-3	2:17	5,293
	4/15	SA	W	2-0	<b>Thomas-Benjamin-Shaban</b>	5-3	2:11	3,901
	4/16	SA	W	9-4	<b>Morales-Diaz</b>	6-3	2:32	3,950
	4/17	CC	L	3-2	Del Rosario-Lucas-West	6-4	2:34	3,496
2017 CARDINALS	4/18	CC	L	6-0	Sneed-Mayers-Frias	6-5	2:43	2,736
	4/19	CC	W	6-3	<b>Nielsen-Yuhl-Shaban</b>	7-5	2:34	6,773
	4/21	@ARK	L	9-4	Kipper-Poncedeleon	7-6	2:56	3,739
	4/22	@ARK	L	3-1	Blackford-Morales-Wood	7-7	2:39	7,565
	4/23	@ARK	W	3-0	<b>Baker-Weller-Shaban</b>	8-7	2:57	8,478
	4/24	@ARK	W	10-2	<b>Mayers-McGowin</b>	9-7	3:06	4,325
	4/25	NWA	W	4-3	<b>Lucas-Caramo</b>	10-7	2:26	3,573
	4/26	NWA	L	5-2	Binford-Poncedeleon-McCarthy	10-8	2:15	2,715
	4/27	NWA	W	8-1	<b>Morales-Junis</b>	11-8	2:46	5,712
	4/28	NWA	L (10)	4-1	McCarthy-Thomas-Caramo	11-9	2:43	3,013
4/30	ARK	L	9-5	McGowin-Mayers	11-10	3:01	5,997	
2016 REVIEW	5/1	ARK	W (7)	9-8	<b>Donofrio-Kipper-Littrell</b>	12-10	2:29	--
	5/1	ARK	L (7)	6-1	Scribner-Heyer	12-11	1:53	5,242
	5/2	ARK	W	7-1	<b>Nielsen-Blackford</b>	13-11	3:03	7,320
	5/3	@NWA	W	5-1	<b>Brebbia-Caramo</b>	14-11	2:33	3,732
	5/4	@NWA	W	10-6	<b>Baker-Skoglund</b>	15-11	3:02	7,012
	5/5	@NWA	L	3-2	McCarthy-Mayers	15-12	2:17	3,743
	5/6	@NWA	L	8-3	Strahm-Poncedeleon	15-13	2:22	6,767
	5/7	@TUL	W	6-4	<b>Nielsen-Anderson</b>	16-13	2:38	7,325
	5/8	@TUL	L	5-0	Oaks-Morales	16-14	2:39	4,371
	5/9	@TUL	L	10-0	Barlow-Baker	16-15	2:29 (:17)	6,372
HISTORY	5/10	@TUL	W	4-2	<b>Mayers-De Jong-Shaban</b>	17-15	2:30	4,299
	5/12	NWA	W (10)	6-5	<b>Heyer-McCarthy</b>	18-15	2:50	3,960
	5/13	NWA	W	6-1	<b>Nielsen-Strahm</b>	19-15	2:08	5,783
	5/14	NWA	L	7-2	Junis-Morales	19-16	2:41	4,592
	5/15	NWA	W	5-2	<b>Shaban-Fernandez-Lucas</b>	20-16	2:33	5,239
	5/17	TUL	W	5-3	<b>Poncedeleon-Cash-Brebbia</b>	21-16	2:48	2,782
	5/18	TUL	L (7)	3-0	De Jong-Nielsen	21-17	1:43	--
	5/18	TUL	W (7)	3-0	<b>Heyer-Shibuya-Lucas</b>	22-17	1:40	2,645
	5/19	TUL	L	10-2	Barlow-Morales	22-18	2:51	3,955
	5/20	@ARK	L	6-4	Wood-Brebbia-Johnson	22-19	2:48	6,360
MINOR LEAGUES	5/21	@ARK	W	6-4	<b>Mayers-Scribner-Lucas</b>	23-19	3:05	6,669
	5/22	@ARK	L	6-4	Kipper-Poncedeleon-DeLoach	23-20	2:44	5,081
	5/23	@ARK	W	8-3	<b>Nielsen-Carpenter</b>	24-20	2:52	3,121
	5/24	MID	L (10)	3-2	Bragg-Lucas	24-21	2:48	2,639
	5/25	MID	L	5-2	Jensen-Baker-Bracewell	24-22	2:48	2,594
	5/26	MID	W	9-1	<b>Mayers-Alcantara</b>	25-22	2:14	3,168
	5/27	FRI	W	1-0	<b>Shaban-Slack</b>	26-22	2:30	5,858
	5/28	FRI	W	5-4	<b>Perry-Fasola</b>	27-22	2:43	5,045
	5/29	FRI	W	4-1	<b>Morales-Ortiz-Lucas</b>	28-22	2:11	4,662
	5/31	@MID	L	5-0	<b>Bracewell-Baker</b>	28-23	2:07 (1:10)	2,732
TEXAS LEAGUE	6/1	@MID	W	6-4	<b>Poncedeleon-Gossett-Brebbia</b>	29-23	3:00	2,636
	6/2	@MID	L	5-3	Alcantara-Nielsen	29-24	2:28	3,651
	6/3	@FRI	L	6-5	Valdespina-Wyatt-Parks	29-25	2:42	7,442
	6/4	@FRI	L	11-6	Mendez-Baker	29-26	2:56	8,537
	6/5	@FRI	W	5-0	<b>Weaver-Ortiz</b>	30-26	2:52	9,146
	6/7	ARK	W	3-2	<b>Herget-Weller-Lucas</b>	31-26	2:23	3,477
	6/8	ARK	L	6-0	Kipper-Nielsen	31-27	2:07	2,474
	6/9	ARK	W (11)	4-3	<b>Lucas-Edu. Paredes</b>	32-27	3:12	5,161
	6/10	ARK	W	6-4	<b>Shaban-Adams-Herget</b>	33-27	2:52	5,856
	6/11	TUL	W	6-3	<b>Weaver-Keht-Herget</b>	34-27	3:09	6,651
MISC.	6/12	TUL	W	4-3	<b>Echemendia-Barlow-Lucas</b>	35-27	2:34 (2:38)	3,383
	6/13	TUL	L	9-4	Oaks-Nielsen	35-28	2:57	3,948
	6/14	TUL	W	7-6	<b>Brebbia-Dirks-Herget</b>	36-28	2:49	3,087
	6/15	@NWA	L	12-6	Goudeau-Baker	36-29	3:07	4,047
	6/16	@NWA	W	2-1	<b>Weaver-Fernandez-Herget</b>	37-29	2:39	5,331
	6/17	@NWA	W	2-0	<b>Poncedeleon-Strahm-Lucas</b>	38-29	2:13	5,210
	6/18	@NWA	W	1-0	<b>Nielsen-Skoglund-Lucas</b>	39-29	2:33	4,822
	6/19	@TUL	W	5-2	<b>Shaban-Shibuya-Herget</b>	40-29	2:48	4,152
	6/20	@TUL	W (11)	5-4	<b>Thomas-Hooper-Echemendia</b>	41-29	3:47	3,804

End of First Half (41-29, 1st Place - Best 1st Half Record in Team History)

DATE	OPP	W/L	SCORE	WINNER-LOSER-SAVE	RECORD	TIME	ATT
6/21	@TUL	L	9-5	Johnson-Thomas-Corcino	41-30, 0-1	2:42	6,085
6/22	@TUL	L (10)	8-6	Dirks-Shaban	41-31, 0-2	3:42	3,636
6/24	ARK	L	4-0	Carpenter-Sulbaran	41-32, 0-3	2:41	5,747
6/25	ARK	W	12-7	Echemendia-Blackford	42-32, 1-3	3:21	7,074
6/26	ARK	W	4-2	Weaver-Alcantara-Wright	43-32, 2-3	3:08	3,274
6/30	@CC	W	3-1	Sulbaran-Sneed-Herget	44-32, 3-3	2:42	5,751
7/1	@CC	W	11-1	Wyatt-Martes	45-32, 4-3	2:50	5,818
7/2	@CC	L	6-3	Grills-Weaver-West	45-33, 4-4	2:25	6,287
7/3	@SA	L (11)	2-1	Brasoban-Perry	45-34, 4-5	3:14	3,223
7/4	@SA	W	6-5	Shaban-Torres-Lucas	46-34, 5-5	3:01	8,243
7/5	@SA	W (12)	5-4	Lucas-De Paula-Rodriguez	47-34, 6-5	3:42	3,495
7/6	CC	L	7-5	Sneed-Walter-West	47-35, 6-6	2:55	2,560
7/7	CC	L	4-3	Weathersby-Wright-Thompson	47-36, 6-7	2:58	4,689
7/8	CC	W	14-5	Poncedeleon-Grills	48-36, 7-7	2:27	4,426
7/9	SA	W	2-1	Lucas-Brasoban-Shaban	49-36, 8-7	2:27	6,477
7/10	SA	L	6-4	Cimber-Wright-Jester	49-37, 8-8	2:35	4,332
7/11	SA	L (12)	8-3	De Paula-Wright	49-38, 8-9	3:31	3,044
7/13	@NWA	L	6-1	Skoglund-Weaver	49-39, 8-10	2:21	3,780
7/14	@NWA	L	3-0	Junis-Poncedeleon-Peterson	49-40, 8-11	2:36	3,075
7/15	@NWA	L	10-4	Caramo-Shaban	49-41, 8-12	2:55	5,149
7/16	@NWA	W	2-0	Sulbaran-Goudeau-Lucas	50-41, 9-12	2:38	4,733
7/17	ARK	L	7-4	Scribner-Walter-O'Grady	50-42, 9-13	2:37	4,544
7/18	ARK	L (7)	3-1	Kipper-Weaver	50-43, 9-14	1:55	--
7/18	ARK	L (7)	6-4	DeLoach-Brebbia-Edu. Paredes	50-44, 9-15	2:14	2,821
7/19	ARK	W	9-6	Poncedeleon-Molina-Shaban	51-44, 10-15	2:44	3,567
7/20	ARK	L	4-1	O'Grady-Nielsen	51-45, 10-16	2:18	3,236
7/21	@NWA	L	8-1	Goudeau-Sulbaran	51-46, 10-17	2:35	4,161
7/22	@NWA	L	4-1	Stamont-Walter-Hill	51-47, 10-18	2:36	4,915
7/23	@NWA	W (10)	3-1	Brebbia-Redman-Shaban	52-47, 11-18	3:06	5,126
7/24	@NWA	L	2-0	Stout-Poncedeleon-Beal	52-48, 11-19	2:40	3,973
7/25	@TUL	W	9-4	Nielsen-Shibuya	53-48, 12-19	2:33	3,930
7/26	@TUL	W (10)	4-3	Shaban-Broussard-Herget	54-48, 13-19	3:19	4,736
7/27	@TUL	L	7-5	De Jong-Echemendia-Schlosser	54-49, 13-20	3:02	3,411
7/28	NWA	W	10-2	Weaver-Skoglund	55-49, 14-20	2:32	6,419
7/29	NWA	W	5-4	Poncedeleon-Junis-Lucas	56-49, 15-20	2:35	7,068
7/30	NWA	W	1-0	Gomber-Caramo-Shaban	57-49, 16-20	2:13	6,799
7/31	NWA	L	7-5	Goudeau-Nielsen-Peterson	57-50, 16-21	2:38	6,283
8/1	TUL	W	5-4	Herget-Anderson	58-50, 17-21	3:13	3,180
8/2	TUL	W	6-2	Weaver-Griggs	59-50, 18-21	2:40	4,941
8/3	TUL	W	2-0	Poncedeleon-Frankoff-Lucas	60-50, 19-21	2:25	3,542
8/4	@ARK	W (10)	3-2	Herget-Fury-Shaban	61-50, 20-21	3:18	3,003
8/5	@ARK	W	6-3	Baker-Blackford	62-50, 21-21	3:04	5,624
8/6	@ARK	L	5-4	Grendell-Shaban	62-51, 21-22	3:13	5,113
8/9	FRI	W	16-4	Poncedeleon-Sadzeck	63-51, 22-22	3:09	4,540
8/10	FRI	L	8-1	Snodgrass-Pearce	63-52, 22-23	2:58	2,694
8/11	FRI	W	5-1	Sulbaran-Garrett	64-52, 23-23	2:29	3,283
8/12	MID	L	3-1	Bragg-Walter	64-53, 23-24	2:23	5,753
8/13	MID	L	8-2	Gossett-Baker	64-54, 23-25	2:46	6,759
8/14	MID	W	6-3	Shaban-Trivino-Lucas	65-54, 24-25	2:40	6,775
8/16	@FRI	L	4-3	Hernandez-Sulbaran-Filomeno	65-55, 24-26	3:16	4,013
8/17	@FRI	L	9-6	Garrett-Pearce-Slack	65-56, 24-27	3:12	4,425
8/18	@FRI	W	6-2	Shaban-Pena-Lucas	66-56, 25-27	2:54	5,302
8/19	@MID	L	9-3	Gossett-Baker	66-57, 25-28	2:41	3,989
8/20	@MID	L	11-3	Mann-Poncedeleon	66-58, 25-29	2:54	4,618
8/21	@MID	L (13)	4-3	Avila-Perry	66-59, 25-30	3:59	2,787
8/23	NWA	W	9-5	Pearce-Skoglund-Herget	67-59, 26-30	2:22	3,957
8/24	NWA	L	10-4	Nina-Walter	67-60, 26-31	3:17	4,326
8/25	NWA	W (11)	4-3	Herget-Hill	68-60, 27-31	2:55	7,869
8/26	NWA	W	2-1	Rowland-Redman-Lucas	69-60, 28-31	2:57	7,813
8/27	TUL	L	11-8	Malm-Sulbaran-Sborz	69-61, 28-32	3:12 (1:15)	9,187
8/28	TUL	W	7-5	Herget-Barlow-Nielsen	70-61, 29-32	2:56	7,074
8/29	TUL	L	7-3	De Jong-Walter	70-62, 29-33	2:27	6,257
8/30	@ARK	L	5-0	Blackford-Baker	70-63, 29-34	2:34	2,573
8/31	@ARK	L (7)	4-2	Klonowski-Poncedeleon-Paredes	70-64, 29-35	1:57	--
8/31	@ARK	W (7)	2-1	Nielsen-Nuding-Herget	71-64, 30-35	2:09	3,017
9/1	@ARK	L	9-5	Grendell-Wright	71-65, 30-36	2:54	4,564
9/2	@ARK	W	5-0	McKinney-Kipper	72-65, 31-36	2:52	9,545
9/3	@TUL	W	11-2	Walter-Kehrt	73-65, 32-36	2:31	7,014
9/4	@TUL	W	3-2	Baker-Johnson-Herget	74-65, 33-36	2:45	7,891
9/5	@TUL	W	10-4	McKnight-Frankoff	75-65, 34-36	2:47	5,310

End of Second Half (34-36, 3rd Place)  
Regular Season Complete (75-65, 1st Place)



2016 Texas League Midseason All-Star C Carson Kelly enjoyed a career-year last season, representing the Cardinals at the MLB All-Star Futures Game, making his Major League debut with a double on 9/5/16 and earning the Cardinals 2016 Minor League Player of the Year Award.



# 2016 SPRINGFIELD AWARD WINNERS

## ST. LOUIS CARDINALS MINOR LEAGUE PLAYER AND PITCHER OF THE YEAR

2016 Player of the Year - **Carson Kelly**

2016 Pitcher of the Year - **Luke Weaver**

## ST. LOUIS CARDINALS MINOR LEAGUE PLAYERS AND PITCHERS OF THE MONTH

April, 2016 **Harrison Bader**.....Hit .338 (27x80), 5 HR, 13 RBI, 9 R, 20G  
 April, 2016 **Andrew Morales**.....3-1, 2.16 ERA, 4GS, 25.0 IP, 16H, 6ER, 5BB, 22K  
 June, 2016 **Luke Weaver**.....4-0, 1.15 ERA, 5GS, 31.1 IP, 30H, 4ER, 3BB, 37K

## TEXAS LEAGUE PLAYERS OF THE MONTH

June, 2016 **Luke Weaver**.....4-0, 1.15 ERA, 5GS, 31.1 IP, 30H, 4ER, 3BB, 37K  
 August, 2016 **Luke Voit**.....Hit .366 (34x93), 4 HR, 20 RBI, 7 2B, 15 R, 26G

## TEXAS LEAGUE PLAYERS AND PITCHERS OF THE WEEK

April 25 - May 1 **Corey Baker**.....0-0, 1 GS, 5.2 IP, 2H, 0 R, 2 BB, 7K  
 May 30 - June 5 **Luke Weaver**.....1-0, 1 GS, 7.1 IP, 5H, 0 R, 0 BB, 10K  
 July 4 - July 10 **Josh Lucas**.....2-0, 3 G, 1 SV, 6.0 IP, 4H, 0 R, 0 BB, 4K  
 July 11 - July 17 **J.C. Sulbaran**.....1-0, 1 GS, 6.2 IP, 2H, 0 R, 2 BB, 5K

## CARDINALS SELECTED TO ALL-STAR GAME

(held at Hammons Field in Springfield, MO on 6/28/16)

**Harrison Bader, CF (Starter)**...4x5, 1 2B, 1 R, 1 K  
**^Luke Voit, DH (Starter)**.....2x5, 1 2B, 1 K  
**Carson Kelly, C (Starter)**.....1x2  
**Bruce Caldwell, 2B**.....1x2, 1 HR, 3 RBI, 1 R  
**Paul DeJong, 3B**.....0x3, 2 K  
**Daniel Poncedeleon, P**.....2.0 IP, 5 H, 4 R, 2 BB, 1 K  
**Josh Lucas, P**.....0.1 IP, 1K  
**Mike Mayers, P**.....DNP - with Memphis

^Home Run Derby Champion

## CARDINALS SELECTED TO POSTSEASON ALL-STAR TEAM

(announced near end of season)

**^Luke Voit, DH**  
**Luke Weaver, SP**

^Texas League Batting Champion

FRONT OFFICE

2017 CARDINALS

2016 REVIEW

HISTORY

MINOR LEAGUES

TEXAS LEAGUE

MISC.

# 2016 CARDINALS FINAL BATTING STATISTICS

## CARDINALS INDIVIDUAL BATTING TOTALS

BATTERS	AVG	G	AB	R	H	2B	3B	HR	RBI	TB	BB	IBB	SO	SB	CS	OBP	SLG	OPS	SF	SAC	HBP	DP	E
Acevedo, Jhohan	.128	18	47	2	6	0	0	0	2	6	2	0	10	0	1	.163	.128	.291	0	0	0	2	1
Bader, Harrison	.283	82	318	48	90	12	4	16	41	158	25	0	93	11	10	.351	.497	.848	3	0	10	2	2
Bryan, Vaughn	.227	19	66	13	15	1	0	0	7	16	11	0	21	5	3	.333	.242	.576	1	2	0	0	1
Caldwell, Bruce	.251	99	355	47	89	18	1	11	52	142	41	0	116	1	1	.325	.400	.725	6	0	1	9	11
Carpenter, Matt	.333	4	12	2	4	1	0	1	1	8	1	0	4	0	0	.385	.667	1.051	0	0	0	0	1
Cruz, Luis	.256	53	168	24	43	6	1	3	20	60	11	0	53	1	3	.306	.357	.663	2	3	2	7	6
DeJong, Paul	.260	132	496	62	129	29	2	22	73	228	40	2	144	3	2	.324	.460	.784	6	0	10	5	17
Drake, Blake	.254	58	193	27	49	8	1	5	26	74	19	3	53	3	4	.321	.383	.704	0	1	0	3	1
Garcia, Anthony	.254	37	122	17	31	6	0	3	16	46	11	0	24	2	2	.331	.377	.708	0	1	3	6	0
Godoy, Jose	1.000	1	1	0	1	0	0	0	0	1	0	0	0	0	0	1.000	1.000	2.000	0	0	0	0	0
Hawkins, Joey	.050	7	20	1	1	0	0	0	1	1	3	0	9	0	0	.174	.050	.224	0	0	0	0	2
Herrera, Juan	.167	46	150	13	25	5	0	0	9	30	5	0	35	2	2	.197	.200	.397	1	3	1	6	13
Jacobs, Chris	.212	37	113	12	24	2	0	4	12	38	6	0	39	0	1	.256	.336	.592	1	0	1	2	1
Jenner, Jesse	.296	28	108	14	32	7	0	2	9	45	4	0	20	0	1	.327	.417	.744	0	1	1	2	4
Katz, Mason	.381	14	42	7	16	2	0	3	7	27	6	0	11	3	0	.458	.643	1.101	0	0	0	0	4
Kelly, Carson	.287	64	216	29	62	7	0	6	18	87	14	0	46	0	1	.338	.403	.740	1	2	3	5	3
Lankford, Cole	.182	6	11	2	2	1	0	0	1	3	1	0	1	0	0	.250	.273	.523	0	0	0	0	0
Martini, Nick	.234	40	145	21	34	5	0	3	13	48	24	1	27	4	1	.349	.331	.680	1	0	2	4	2
McElroy, C.J.	.262	43	130	16	34	3	0	1	9	40	13	0	29	9	4	.347	.308	.655	0	2	4	1	0
Mejia, Alex	.218	44	170	16	37	7	0	1	14	47	13	0	26	1	1	.274	.276	.551	2	1	1	9	8
Moss, Brandon	.000	3	8	0	0	0	0	0	1	0	1	0	1	0	0	.100	.000	.100	1	0	0	0	0
Ohlman, Mike	.301	24	83	9	25	3	0	1	16	31	10	0	19	0	2	.365	.373	.738	3	0	0	0	4
Pena, Brayan	.188	9	32	2	6	0	0	0	0	6	1	0	4	0	0	.212	.188	.400	0	0	0	1	0
Peralta, Jhonny	.000	1	2	0	0	0	0	0	0	0	1	0	1	0	0	.333	.000	.333	0	0	0	0	0
Pham, Tommy	.357	4	14	3	5	0	0	1	2	8	3	1	3	0	1	.471	.571	1.042	0	0	0	0	0
Radack, Collin	.269	48	134	12	36	2	0	0	13	38	15	0	32	4	0	.349	.284	.632	1	2	2	6	1
Reynolds, Mikey	.125	3	8	1	1	0	0	0	0	1	0	0	1	0	0	.125	.125	.250	0	0	0	0	1
Rodriguez, Jonathan	.255	81	302	43	77	14	1	8	36	117	40	1	86	1	4	.346	.387	.733	2	0	3	9	3
Sohn, Andrew	.286	10	28	3	8	2	0	0	1	10	3	0	8	0	0	.355	.357	.712	0	0	0	1	2
Spitz, Thomas	.250	4	16	1	4	1	0	0	2	5	1	0	4	1	0	.278	.313	.590	1	0	0	1	1
Staton, Allen	.278	53	180	23	50	8	2	3	20	71	16	0	35	2	0	.343	.394	.738	2	4	3	5	7
Tejada, Ruben	.333	3	9	2	3	1	0	0	0	4	0	0	1	0	0	.333	.444	.778	0	0	0	1	1
Thompson, Nick	.200	10	25	5	5	1	0	1	2	9	2	0	5	0	0	.259	.360	.619	0	0	0	1	0
Turgeon, Casey	.179	10	28	3	5	1	0	0	2	6	6	0	4	0	0	.343	.214	.557	0	1	1	2	0
Valera, Breyvic	.258	52	178	16	46	5	1	0	12	53	9	0	18	3	1	.289	.298	.587	3	2	0	4	7
Voit, Luke	.297	134	482	70	143	20	5	19	74	230	52	1	83	1	2	.372	.477	.849	4	0	8	16	8
Washington, David	.276	22	76	15	21	4	1	5	15	42	16	0	27	0	1	.402	.553	.955	0	0	0	1	2
Wilson, Jacob	.226	25	84	14	19	3	0	6	18	40	12	1	25	0	0	.316	.476	.793	2	3	0	2	1
Team Total	.256	140	4661	598	1192	188	19	125	552	1793	441	10	1154	57	48	.325	.385	.709	44	34	56	##	131



# 2016 CARDINALS FINAL PITCHING STATISTICS

## CARDINALS INDIVIDUAL PITCHING TOTALS

PITCHERS	W	L	ERA	G	GS	CG	SHO	SV	SVO	IP	H	R	ER	HR	HB	BB	IBB	SO	BK	WP	GO/AO	DP	WHIP	AVG
Baker, Corey	4	8	4.91	23	20	0	0	0	0	99.0	108	63	54	19	3	42	3	87	0	3	1.40	8	1.52	.280
Brebbia, John	3	2	4.06	24	0	0	0	2	4	37.2	41	17	17	6	3	6	0	38	0	1	0.97	1	1.25	.273
Cruz, Luis	0	0	6.75	1	0	0	0	0	0	1.1	5	1	1	0	0	1	0	1	0	0	1.00	1	4.50	.714
Donofrio, Joey	1	1	3.97	15	0	0	0	0	0	22.2	20	11	10	2	2	13	1	19	0	2	1.56	2	1.46	.238
Echemendia, Pedro	2	1	4.25	19	2	0	0	1	2	29.2	27	16	14	4	1	11	1	20	0	2	0.65	0	1.28	.245
Frey, Nick	0	0	0.00	1	0	0	0	0	0	2.0	2	0	0	0	0	0	0	2	0	0	0.50	0	1.00	.286
Gomber, Austin	1	0	1.40	4	4	0	0	0	0	19.1	11	4	3	0	0	9	0	15	0	3	0.71	1	1.03	.167
Hawkins, Chandler	0	0	4.13	14	0	0	0	0	0	24.0	21	16	11	3	0	10	1	17	0	5	1.04	3	1.29	.226
Herget, Kevin	5	0	3.32	36	0	0	0	10	11	38.0	42	23	14	1	2	11	3	39	0	4	1.11	5	1.39	.275
Heyer, Kurt	2	2	2.82	12	2	0	0	1	2	22.1	20	8	7	2	0	3	0	18	0	0	1.24	2	1.03	.235
Littrell, Corey	1	0	1.72	13	0	0	0	1	2	15.2	8	3	3	2	0	1	0	14	0	0	1.36	0	0.57	.145
Lucas, Josh	4	2	3.25	38	0	0	0	16	19	52.2	47	20	19	5	0	12	3	61	0	4	1.13	4	1.12	.234
Lynn, Lance	0	0	0.00	1	1	0	0	0	0	3.0	3	0	0	0	1	0	0	3	0	0	1.50	1	1.00	.273
Maness, Seth	0	0	3.00	3	0	0	0	0	0	3.0	1	1	1	1	2	1	0	0	0	0	3.00	1	0.67	.111
Majers, Mike	5	2	2.30	9	9	0	0	0	0	54.2	47	17	14	4	1	17	0	43	1	3	1.19	4	1.17	.229
McGuire, Deck	0	0	0.00	1	1	0	0	0	0	7.0	2	1	0	0	1	3	1	8	0	0	0.27	0	0.71	.091
McKinney, Ian	1	0	2.89	2	2	0	0	0	0	9.1	9	3	3	1	0	7	0	7	0	0	0.89	3	1.71	.273
McKnight, Blake	1	0	10.80	4	0	0	0	0	0	5.0	8	6	6	1	0	4	0	4	0	1	0.38	0	2.40	.364
Morales, Andrew	4	4	3.35	14	14	0	0	0	0	78.0	71	38	29	10	0	18	0	66	0	2	0.80	6	1.14	.237
Nielsen, Trey	8	8	3.84	23	19	2	0	1	1	122.0	131	59	52	13	8	38	2	81	1	6	1.10	14	1.39	.279
Pearce, Matt	1	2	7.88	3	3	0	0	0	0	16.0	21	14	14	3	1	7	0	16	0	0	0.67	1	1.75	.313
Perry, Chris	1	2	3.38	37	0	0	0	0	1	53.1	34	22	20	2	2	40	0	60	0	8	0.74	4	1.39	.184
Poncedeleon, Daniel	9	8	3.52	27	27	1	0	0	0	151.0	128	71	59	10	15	56	1	122	0	10	1.03	12	1.22	.231
Rodriguez, Jonathan	0	0	4.50	3	0	0	0	1	1	2.0	3	1	1	0	0	2	0	0	0	1	5.00	0	2.50	.333
Rowland, Robby	1	0	4.82	8	0	0	0	0	0	9.1	10	7	5	0	0	4	0	12	0	1	1.29	1	1.50	.263
Shaban, Ronnie	8	3	3.11	42	0	0	0	10	12	55.0	52	19	19	7	0	16	5	40	1	4	0.75	4	1.24	.251
Sulbaran, J.C.	3	4	3.95	17	16	0	0	0	0	95.2	82	45	42	10	6	32	0	78	0	11	0.74	5	1.19	.230
Thomas, Chris	2	2	6.75	14	0	0	0	0	1	17.1	23	16	13	3	2	6	0	16	1	0	0.50	1	1.67	.315
Walter, Johnny	1	6	6.24	9	8	0	0	0	0	49.0	52	35	34	3	9	20	1	35	0	4	1.66	6	1.47	.269
Weaver, Luke	6	3	1.40	12	12	0	0	0	0	77.0	63	23	12	4	2	10	0	88	0	5	0.81	2	0.95	.214
Wick, Rowan	0	0	4.12	21	0	0	0	0	0	19.2	14	9	1	1	14	0	8	0	3	0.44	0	1.42	.197	
Wright, Justin	0	4	5.59	25	0	0	0	1	2	29.0	30	19	18	0	0	16	1	21	0	2	1.90	5	1.59	.273
Wyatt, Heath	1	1	5.40	12	0	0	0	0	0	18.1	30	11	11	3	0	3	0	7	0	1	2.23	2	1.80	.380
Team Total	75	65	3.71	140	140	3	11	44	58	1239.0	1166	599	511	120	62	433	23	1058	4	86	1.30	99	1.29	.248

## 2016 CARDINALS LEADERS

BATTING		PITCHING	
Average . . . . .	.Voit . . . . .	ERA (starter) . . . . .	Weaver . . . . . 1.40
Runs . . . . .	Voit . . . . .	ERA (reliever) . . . . .	Shaban . . . . . 3.11
Hits . . . . .	Voit . . . . .	Wins . . . . .	Poncedeleon . . . . . 9
OBP . . . . .	Voit . . . . .	Losses . . . . .	Poncedeleon/Baker/Nielsen . . . . . 8
SLG . . . . .	.Bader . . . . .	Games . . . . .	Shaban . . . . . 42
Doubles . . . . .	DeJong . . . . .	Games Started . . . . .	Poncedeleon . . . . . 27
Triples . . . . .	Voit . . . . .	Complete Games . . . . .	Nielsen . . . . . 2
Home Runs . . . . .	DeJong . . . . .	Saves . . . . .	Lucas . . . . . 16
RBI's . . . . .	.Voit . . . . .	Shutouts . . . . .	N/A . . . . . 0
Walks . . . . .	.Voit . . . . .	Innings Pitched . . . . .	Poncedeleon . . . . . 151.0
Strikeouts . . . . .	DeJong . . . . .	Strikeouts . . . . .	Poncedeleon . . . . . 122
Games . . . . .	.Voit . . . . .	Walks . . . . .	Poncedeleon . . . . . 56
At-Bats . . . . .	DeJong . . . . .		
Stolen Bases . . . . .	.Bader . . . . .		
Caught Stealing . . . . .	.Bader . . . . .		

# 2016 CARDINALS BATTING TOTALS

## CARDINALS HOME BATTING

PLAYER	AVG	G	AB	R	H	2B	3B	HR	RBI	BB	SO	SB	CS	SLG	OBP	E
Acevedo, Johohan	.185	12	27	1	5	0	0	0	2	1	4	0	1	.185	.214	0
Bader, Harrison	.254	39	138	23	35	7	0	8	18	14	39	5	8	.478	.344	1
Bryan, Vaughn	.200	8	25	3	5	0	0	0	2	1	10	0	0	.200	.231	0
Caldwell, Bruce	.203	50	177	23	36	8	0	6	23	17	59	0	0	.350	.273	4
Carpenter, Matt	.333	4	12	2	4	1	0	1	1	1	4	0	0	.667	.385	1
Cruz, Luis	.270	28	89	12	24	2	1	2	14	6	27	1	1	.382	.313	4
DeJong, Paul	.252	66	238	31	60	13	1	10	36	23	68	3	2	.441	.331	9
Drake, Blake	.296	32	98	17	29	6	1	4	18	9	20	1	1	.500	.355	1
Garcia, Anthony	.220	16	50	7	11	2	0	1	7	7	9	1	1	.320	.339	0
Godoy, Jose	1.000	1	1	0	1	0	0	0	0	0	0	0	0	1.000	1.000	
Hawkins, Joey	.000	3	10	0	0	0	0	0	0	0	4	0	0	.000	.000	0
Herrera, Juan	.118	23	68	7	8	1	0	0	6	3	19	0	1	.132	.164	8
Jacobs, Chris	.236	18	55	2	13	1	0	2	5	3	16	0	1	.364	.276	0
Jenner, Jesse	.326	13	46	6	15	2	0	1	4	2	8	0	1	.435	.367	1
Katz, Mason	.412	7	17	6	7	1	0	3	3	3	5	0	0	1.000	.500	2
Kelly, Carson	.299	28	87	11	26	2	0	4	9	6	18	0	1	.460	.340	1
Lankford, Cole	1.000	1	1	1	1	1	0	0	1	0	0	0	0	2.000	1.000	
Martini, Nick	.314	20	70	11	22	4	0	1	6	13	9	3	1	.414	.435	0
McElroy, C.J.	.267	23	60	8	16	1	0	1	3	7	15	4	2	.333	.371	0
Mejia, Alex	.267	20	75	12	20	6	0	1	7	6	9	1	0	.387	.313	4
Moss, Brandon	.000	3	8	0	0	0	0	0	1	1	1	0	0	.000	.100	0
Ohlman, Mike	.214	8	28	3	6	0	0	1	4	1	9	0	0	.321	.241	1
Pena, Braylan	.188	9	32	2	6	0	0	0	0	1	4	0	0	.188	.212	0
Peralta, Jhonny	.000	1	2	0	0	0	0	0	0	1	1	0	0	.000	.333	0
Pham, Tommy	.357	4	14	3	5	0	0	1	2	3	3	0	1	.571	.471	0
Radack, Collin	.263	26	76	5	20	1	0	0	7	5	20	2	0	.276	.321	1
Reynolds, Mikey	.125	3	8	1	1	0	0	0	0	0	1	0	0	.125	.125	1
Rodriguez, Jonathan	.257	37	136	23	35	7	1	5	16	16	30	1	2	.434	.342	3
Sohn, Andrew	.286	3	7	2	2	1	0	0	1	3	0	0	0	.429	.375	0
Staton, Allen	.295	29	95	16	28	5	1	2	13	11	23	2	0	.432	.376	3
Tejada, Ruben	.333	3	9	2	3	1	0	0	0	0	1	0	0	.444	.333	1
Thompson, Nick	.091	5	11	1	1	0	0	0	0	1	3	0	0	.091	.167	0
Turgeon, Casey	.231	6	13	1	3	1	0	0	2	3	1	0	0	.308	.412	0
Valera, Breyvic	.269	27	93	8	25	2	1	0	7	3	8	2	1	.312	.289	0
Voit, Luke	.309	67	230	41	71	10	1	15	42	25	46	1	0	.557	.385	4
Washington, David	.256	13	43	7	11	2	0	4	10	8	15	0	0	.581	.373	2
Wilson, Jacob	.170	14	47	8	8	0	0	6	13	6	17	0	0	.553	.264	1
Team Total	.254	70	2237	307	569	90	7	79	286	209	543	27	25	.407	.325	59

# 2016 CARDINALS BATTING TOTALS

## CARDINALS ROAD BATTING

PLAYER	AVG	G	AB	R	H	2B	3B	HR	RBI	BB	SO	SB	CS	SLG	OBP	E
Acevedo, Jhohan	.050	6	20	1	1	0	0	0	0	1	6	0	0	.050	.095	1
Bader, Harrison	.306	43	180	25	55	5	4	8	23	11	54	6	2	.511	.357	1
Bryan, Vaughn	.244	11	41	10	10	1	0	0	5	10	11	5	3	.268	.385	1
Caldwell, Bruce	.298	49	178	24	53	10	1	5	29	24	57	1	1	.449	.376	7
Cruz, Luis	.241	25	79	12	19	4	0	1	6	5	26	0	2	.329	.299	2
DeJong, Paul	.267	66	258	31	69	16	1	12	37	17	76	0	0	.477	.318	8
Drake, Blake	.211	26	95	10	20	2	0	1	8	10	33	2	3	.263	.286	0
Garcia, Anthony	.278	21	72	10	20	4	0	2	9	4	15	1	1	.417	.325	0
Hawkins, Joey	.100	4	10	1	1	0	0	0	1	3	5	0	0	.100	.308	2
Herrera, Juan	.207	23	82	6	17	4	0	0	3	2	16	2	1	.256	.226	5
Jacobs, Chris	.190	19	58	10	11	1	0	2	7	3	23	0	0	.310	.238	1
Jenner, Jesse	.274	15	62	8	17	5	0	1	5	2	12	0	0	.403	.297	3
Katz, Mason	.360	7	25	1	9	1	0	0	4	3	6	3	0	.400	.429	2
Kelly, Carson	.279	36	129	18	36	5	0	2	9	8	28	0	0	.364	.336	2
Lankford, Cole	.100	5	10	1	1	0	0	0	0	1	1	0	0	.100	.182	0
Martini, Nick	.160	20	75	10	12	1	0	2	7	11	18	1	0	.253	.264	2
McElroy, C.J.	.257	20	70	8	18	2	0	0	6	6	14	5	2	.286	.325	0
Mejia, Alex	.179	24	95	4	17	1	0	0	7	7	17	0	1	.189	.243	4
Ohlman, Mike	.345	16	55	6	19	3	0	0	12	9	10	0	2	.400	.418	3
Radack, Collin	.276	22	58	7	16	1	0	0	6	10	12	2	0	.293	.382	0
Rodríguez, Jonathan	.253	44	166	20	42	7	0	3	20	24	56	0	2	.349	.349	0
Sohn, Andrew	.286	7	21	1	6	1	0	0	1	2	5	0	0	.333	.348	2
Spitz, Thomas	.250	4	16	1	4	1	0	0	2	1	4	1	0	.313	.278	1
Staton, Allen	.259	24	85	7	22	3	1	1	7	5	12	0	0	.353	.304	4
Thompson, Nick	.286	5	14	4	4	1	0	1	2	1	2	0	0	.571	.333	0
Turgeon, Casey	.133	4	15	2	2	0	0	0	0	3	3	0	0	.133	.278	0
Valera, Breyvic	.247	25	85	8	21	3	0	0	5	6	10	1	0	.282	.290	7
Voit, Luke	.286	67	252	29	72	10	4	4	32	27	37	0	2	.405	.359	4
Washington, David	.303	9	33	8	10	2	1	1	5	8	12	0	1	.515	.439	0
Wilson, Jacob	.297	11	37	6	11	3	0	0	5	6	8	0	0	.378	.378	0
Team Total	.257	70	2424	291	623	98	12	46	266	232	611	30	23	.364	.325	72

FRONT OFFICE

2017 CARDINALS

2016 REVIEW

HISTORY

MINOR LEAGUES

TEXAS LEAGUE

MISC.

## 2016 CARDINALS BATTING TOTALS

### VS. RIGHT-HANDED PITCHERS

PLAYER	AVG	G	AB	R	H	2B	3B	HR	RBI	BB	SO	SB	CS	SLG	OBP
Acevedo, Johohan	.148	27	1	4	0	0	0	2	1	4	0	1	.148	.179	
Bader, Harrison	.249	257	33	64	8	2	7	23	20	81	10	9	.377	.319	
Bryan, Vaughn	.212	52	11	11	1	0	0	5	10	17	4	3	.231	.339	
Caldwell, Bruce	.270	285	43	77	18	0	9	42	33	83	1	0	.428	.342	
Carpenter, Matt	.333	12	2	4	1	0	1	1	1	4	0	0	.667	.385	
Cruz, Luis	.268	127	15	34	5	0	0	10	9	36	1	2	.307	.326	
DeJong, Paul	.263	377	46	99	25	2	14	56	28	104	2	2	.451	.325	
Drake, Blake	.265	147	19	39	7	1	2	18	16	39	3	3	.367	.337	
Garcia, Anthony	.255	98	12	25	4	0	2	13	8	18	1	2	.357	.330	
Godoy, Jose	1.000	1	0	1	0	0	0	0	0	0	0	0	1.000	1.000	
Hawkins, Joey	.063	16	0	1	0	0	0	1	1	6	0	0	.063	.118	
Herrera, Juan	.147	109	9	16	3	0	0	6	4	24	1	2	.174	.184	
Jacobs, Chris	.226	84	8	19	2	0	3	10	4	34	0	0	.357	.261	
Jenner, Jesse	.306	85	11	26	4	0	2	7	3	13	0	1	.424	.337	
Katz, Mason	.353	34	6	12	2	0	2	5	6	10	3	0	.588	.450	
Kelly, Carson	.254	173	26	44	3	0	4	13	12	38	0	1	.341	.312	
Lankford, Cole	.200	10	2	2	1	0	0	1	1	1	0	0	.300	.273	
Martini, Nick	.248	101	18	25	3	0	2	6	21	16	4	1	.337	.374	
McElroy, C.J.	.250	108	12	27	1	0	0	4	11	27	9	4	.259	.341	
Mejia, Alex	.221	140	12	31	6	0	1	12	10	21	1	1	.286	.276	
Moss, Brandon	.000	4	0	0	0	0	0	1	1	1	0	0	.000	.167	
Ohlman, Mike	.286	70	8	20	3	0	1	15	4	16	0	2	.371	.316	
Pena, Brayan	.179	28	2	5	0	0	0	0	1	3	0	0	.179	.207	
Peralta, Jhonny	.000	1	0	0	0	0	0	0	0	0	0	0	.000	.000	
Pham, Tommy	.300	10	0	3	0	0	0	0	1	3	0	0	.300	.364	
Radack, Collin	.294	109	9	32	2	0	0	9	12	21	3	0	.312	.366	
Reynolds, Mikey	.000	5	0	0	0	0	0	0	0	1	0	0	.000	.000	
Rodriguez, Jonathan	.267	232	34	62	9	1	7	33	30	65	1	4	.405	.356	
Sohn, Andrew	.318	22	0	7	1	0	0	1	1	6	0	0	.364	.348	
Spitz, Thomas	.200	10	0	2	0	0	0	1	0	2	0	0	.200	.200	
Staton, Allen	.259	139	13	36	6	0	1	16	11	30	2	0	.324	.323	
Tejada, Ruben	.375	8	2	3	1	0	0	0	0	1	0	0	.500	.375	
Thompson, Nick	.167	18	3	3	0	0	1	2	2	4	0	0	.333	.250	
Turgeon, Casey	.158	19	3	3	1	0	0	1	2	3	0	0	.211	.238	
Valera, Breyvic	.245	139	13	34	3	1	0	8	8	14	3	1	.281	.280	
Voit, Luke	.294	367	56	108	16	3	13	55	44	61	1	2	.460	.376	
Washington, David	.293	58	11	17	4	1	3	12	12	19	0	1	.552	.414	
Wilson, Jacob	.258	66	9	17	3	0	5	16	9	23	0	0	.530	.342	
Team Total	.255	3629	452	927	146	11	80	412	340	882	50	42	.368	.324	

## 2016 CARDINALS BATTING TOTALS

### VS. LEFT-HANDED PITCHERS

PLAYER	AVG	AB	R	H	2B	3B	HR	RBI	BB	SO	SB	CS	SLG	OBP
Acevedo, Jhohan	.100	20	1	2	0	0	0	0	1	6	0	0	.100	.143
Bader, Harrison	.426	61	15	26	4	2	9	18	5	12	1	1	1.000	.485
Bryan, Vaughn	.286	14	2	4	0	0	0	2	1	4	1	0	.286	.313
Caldwell, Bruce	.171	70	4	12	0	1	2	10	8	33	0	1	.286	.259
Cruz, Luis	.220	41	9	9	1	1	3	10	2	17	0	1	.512	.244
DeJong, Paul	.252	119	16	30	4	0	8	17	12	40	1	0	.487	.321
Drake, Blake	.217	46	8	10	1	0	3	8	3	14	0	1	.435	.265
Garcia, Anthony	.250	24	5	6	2	0	1	3	3	6	1	0	.458	.333
Hawkins, Joey	.000	4	1	0	0	0	0	0	2	3	0	0	.000	.333
Herrera, Juan	.220	41	4	9	2	0	0	3	1	11	1	0	.268	.233
Jacobs, Chris	.172	29	4	5	0	0	1	2	2	5	0	1	.276	.242
Jenner, Jesse	.261	23	3	6	3	0	0	2	1	7	0	0	.391	.292
Katz, Mason	.500	8	1	4	0	0	1	2	0	1	0	0	.875	.500
Kelly, Carson	.419	43	3	18	4	0	2	5	2	8	0	0	.651	.444
Lankford, Cole	.000	1	0	0	0	0	0	0	0	0	0	0	.000	.000
Martini, Nick	.205	44	3	9	2	0	1	7	3	11	0	0	.318	.286
McElroy, C.J.	.318	22	4	7	2	0	1	5	2	2	0	0	.545	.375
Mejia, Alex	.200	30	4	6	1	0	0	2	3	5	0	0	.233	.265
Moss, Brandon	.000	4	0	0	0	0	0	0	0	0	0	0	.000	.000
Ohlman, Mike	.385	13	1	5	0	0	0	1	6	3	0	0	.385	.550
Pena, Brayan	.250	4	0	1	0	0	0	0	0	1	0	0	.250	.250
Peralta, Jhonny	.000	1	0	0	0	0	0	0	1	1	0	0	.000	.500
Pham, Tommy	.500	4	3	2	0	0	1	2	2	0	0	1	1.250	.667
Radack, Collin	.160	25	3	4	0	0	0	4	3	11	1	0	.160	.276
Reynolds, Mikey	.333	3	1	1	0	0	0	0	0	0	0	0	.333	.333
Rodriguez, Jonathan	.214	70	9	15	5	0	1	3	10	21	0	0	.329	.313
Sohn, Andrew	.167	6	3	1	1	0	0	0	2	2	0	0	.333	.375
Spitz, Thomas	.333	6	1	2	1	0	0	1	1	2	1	0	.500	.375
Staton, Allen	.341	41	10	14	2	2	2	4	5	5	0	0	.634	.413
Tejada, Ruben	.000	1	0	0	0	0	0	0	0	0	0	0	.000	.000
Thompson, Nick	.286	7	2	2	1	0	0	0	0	1	0	0	.429	.286
Turgeon, Casey	.222	9	0	2	0	0	0	1	4	1	0	0	.222	.500
Valera, Breyvic	.308	39	3	12	2	0	0	4	1	4	0	0	.359	.325
Voit, Luke	.304	115	14	35	4	2	6	19	8	22	0	0	.530	.357
Washington, David	.222	18	4	4	0	0	2	3	4	8	0	0	.556	.364
Wilson, Jacob	.111	18	5	2	0	0	1	2	3	2	0	0	.278	.227
Team Total	.257	1032	146	265	42	8	45	140	101	272	7	6	.444	.326

FRONT OFFICE

2017 CARDINALS

2016 REVIEW

HISTORY

MINOR LEAGUES

TEXAS LEAGUE

MISC.

## 2016 CARDINALS PITCHING TOTALS

### CARDINALS HOME PITCHING

PITCHERS	W-L	ERA	G	GS	CG	SHO	SV	IP	H	R	ER	HR	HB	BB	SO	WP	AVG
Baker, Corey	0-2	3.07	10	7	0	0	0	41.0	41	17	14	9	1	18	37	2	.268
Brebbia, John	1-1	3.86	12	0	0	0	1	18.2	23	8	8	4	1	2	16	0	.299
Donofrio, Joey	1-0	4.50	8	0	0	0	0	10.0	8	5	5	1	2	10	4	2	.216
Echemendia, Pedro	2-0	2.92	8	1	0	0	0	12.1	10	6	4	2	1	2	7	1	.222
Gomber, Austin	1-0	0.69	2	2	0	0	0	13.0	5	1	1	0	0	5	8	3	.119
Hawkins, Chandler	0-0	6.00	6	0	0	0	0	9.0	8	6	6	1	0	4	3	0	.242
Herget, Kevin	4-0	3.00	18	0	0	0	4	21.0	21	12	7	1	1	5	23	1	.247
Heyer, Kurt	2-1	2.63	6	2	0	0	0	13.2	11	4	4	1	0	1	7	0	.224
Littrell, Corey	0-0	2.57	5	0	0	0	1	7.0	3	2	2	2	0	0	5	0	.125
Lucas, Josh	3-2	2.45	22	0	0	0	9	33.0	27	10	9	3	0	8	35	2	.223
Lynn, Lance	0-0	0.00	1	1	0	0	0	3.0	3	0	0	0	1	0	3	0	.273
Maness, Seth	0-0	3.00	3	0	0	0	0	3.0	1	1	1	1	2	1	0	0	.111
Mayers, Mike	1-2	3.50	3	3	0	0	0	18.0	14	9	7	2	0	6	15	0	.206
McKinney, Ian	0-0	8.10	1	1	0	0	0	3.1	5	3	3	1	0	5	4	0	.333
McKnight, Blake	0-0	15.00	2	0	0	0	0	3.0	4	5	5	1	0	2	2	1	.333
Morales, Andrew	3-2	3.28	8	8	0	0	0	49.1	43	24	18	6	0	8	44	2	.230
Nielsen, Trey	3-6	3.61	13	11	2	0	1	72.1	67	29	29	8	4	21	56	4	.255
Pearce, Matt	1-1	4.38	2	2	0	0	0	12.1	12	6	6	2	0	3	14	0	.245
Perry, Chris	1-0	1.25	17	0	0	0	0	21.2	9	4	3	1	0	13	26	1	.127
Ponedeleon, Daniel	6-1	3.43	15	15	0	0	0	89.1	73	39	34	7	9	27	72	7	.221
Rowland, Robby	1-0	7.36	3	0	0	0	0	3.2	6	3	3	0	0	1	7	0	.353
Shaban, Ronnie	4-0	2.45	21	0	0	0	5	25.2	27	7	7	3	0	5	17	2	.276
Sulbaran, J.C.	1-2	4.89	7	6	0	0	0	38.2	36	22	21	6	1	11	27	4	.242
Thomas, Chris	1-1	6.35	6	0	0	0	0	5.2	8	6	4	1	0	3	7	0	.320
Walter, Johnny	0-5	7.52	6	5	0	0	0	32.1	37	28	27	3	4	15	23	3	.285
Weaver, Luke	4-1	0.96	6	6	0	0	0	37.1	28	10	4	3	0	4	49	4	.194
Wick, Rowan	0-0	6.48	9	0	0	0	0	8.1	8	6	6	1	1	5	7	1	.258
Wright, Justin	0-3	9.00	11	0	0	0	1	14.0	19	15	14	0	0	9	7	1	.333
Wyatt, Heath	0-0	7.56	6	0	0	0	0	8.1	16	7	7	2	0	1	4	0	.421
Team Total	40-30	3.71	70	70	2	5	22	628.0	573	295	259	72	28	195	529	41	.242

## 2016 CARDINALS PITCHING TOTALS

### CARDINALS ROAD PITCHING

PITCHERS	W-L	ERA	G	GS	CG	SHO	SV	IP	H	R	ER	HR	HB	BB	SO	WP	AVG
Baker, Corey	4-6	6.21	13	13	0	0	0	58.0	67	46	40	10	2	24	50	1	.288
Brebbia, John	2-1	4.26	12	0	0	0	1	19.0	18	9	9	2	2	4	22	1	.247
Donofrio, Joey	0-1	3.55	7	0	0	0	0	12.2	12	6	5	1	0	3	15	0	.255
Echemendia, Pedro	0-1	5.19	11	1	0	0	1	17.1	17	10	10	2	0	9	13	1	.262
Frey, Nick	0-0	0.00	1	0	0	0	0	2.0	2	0	0	0	0	0	2	0	.286
Gomber, Austin	0-0	2.84	2	2	0	0	0	6.1	6	3	2	0	0	4	7	0	.250
Hawkins, Chandler	0-0	3.00	8	0	0	0	0	15.0	13	10	5	2	0	6	14	5	.217
Herget, Kevin	1-0	3.71	18	0	0	0	6	17.0	21	11	7	0	1	6	16	3	.309
Heyer, Kurt	0-1	3.12	6	0	0	0	1	8.2	9	4	3	1	0	2	11	0	.250
Littrell, Corey	1-0	1.04	8	0	0	0	0	8.2	5	1	1	0	0	1	9	0	.161
Lucas, Josh	1-0	4.58	16	0	0	0	7	19.2	20	10	10	2	0	4	26	2	.250
Mayers, Mike	4-0	1.72	6	6	0	0	0	36.2	33	8	7	2	1	11	28	3	.241
McGuire, Deck	0-0	0.00	1	1	0	0	0	7.0	2	1	0	0	1	3	8	0	.091
McKinney, Ian	1-0	0.00	1	1	0	0	0	6.0	4	0	0	0	0	2	3	0	.222
McKnight, Blake	1-0	4.50	2	0	0	0	0	2.0	4	1	1	0	0	2	2	0	.400
Morales, Andrew	1-2	3.45	6	6	0	0	0	28.2	28	14	11	4	0	10	22	0	.248
Nielsen, Trey	5-2	4.17	10	8	0	0	0	49.2	64	30	23	5	4	17	25	2	.311
Pearce, Matt	0-1	19.64	1	1	0	0	0	3.2	9	8	8	1	1	4	2	0	.500
Perry, Chris	0-2	4.83	20	0	0	0	0	31.2	25	18	17	1	2	27	34	7	.219
Poncedeleon, Daniel	3-7	3.65	12	12	1	0	0	61.2	55	32	25	3	6	29	50	3	.244
Rowland, Robby	0-0	3.18	5	0	0	0	0	5.2	4	4	2	0	0	3	5	1	.190
Shaban, Ronnie	4-3	3.68	21	0	0	0	5	29.1	25	12	12	4	0	11	23	2	.229
Sulbaran, J.C.	2-2	3.32	10	10	0	0	0	57.0	46	23	21	4	5	21	51	7	.221
Thomas, Chris	1-1	6.94	8	0	0	0	0	11.2	15	10	9	2	2	3	9	0	.313
Walter, Johnny	1-1	3.78	3	3	0	0	0	16.2	15	7	7	0	5	5	12	1	.238
Weaver, Luke	2-2	1.82	6	6	0	0	0	39.2	35	13	8	1	2	6	39	1	.232
Wick, Rowan	0-0	2.38	12	0	0	0	0	11.1	6	3	3	0	0	9	13	2	.150
Wright, Justin	0-1	2.40	14	0	0	0	0	15.0	11	4	4	0	0	7	14	1	.208
Wyatt, Heath	1-1	3.60	6	0	0	0	0	10.0	14	4	4	1	0	2	3	1	.341
Team Total	35-35	3.71	70	70	1	6	22	611.0	593	304	252	48	34	238	529	45	.254

FRONT OFFICE

2017 CARDINALS

2016 REVIEW

HISTORY

MINOR LEAGUES

TEXAS LEAGUE

MISC.

## 2016 CARDINALS PITCHING TOTALS

### VS. RIGHT-HANDED BATTERS

PITCHER	ERA	IP	H	R	ER	HR	HB	BB	SO	WP	AVG
Baker, Corey	4.79	62.0	66	36	33	12	3	22	64	2	.274
Brebbia, John	4.22	21.1	19	10	10	3	3	4	21	0	.229
Donofrio, Joey	3.38	13.1	12	5	5	1	2	7	12	2	.235
Echemendia, Pedro	3.63	17.1	14	7	7	3	1	6	17	1	.226
Frey, Nick	0.00	1.0	1	0	0	0	0	0	0	0	.333
Gomber, Austin	0.57	15.2	8	2	1	0	0	8	12	3	.151
Hawkins, Chandler	4.30	14.2	14	9	7	2	0	7	11	5	.246
Herget, Kevin	3.00	21.0	28	12	7	0	0	5	17	3	.311
Heyer, Kurt	4.50	12.0	14	7	6	2	0	3	14	0	.280
Littrell, Corey	3.12	8.2	4	3	3	2	0	0	6	0	.133
Lucas, Josh	1.62	33.1	21	7	6	2	0	6	43	1	.175
Lynn, Lance	0.00	2.1	3	0	0	0	1	0	1	0	.333
Maness, Seth	9.00	1.0	1	1	1	1	2	0	0	0	.333
Mayers, Mike	2.35	30.2	23	11	8	3	1	14	28	2	.198
McGuire, Deck	0.00	3.2	1	0	0	0	1	2	3	0	.083
McKinney, Ian	2.08	8.2	5	2	2	0	0	3	6	0	.185
McKnight, Blake	18.00	2.0	6	4	4	1	0	2	3	0	.500
Morales, Andrew	2.70	50.0	40	20	15	4	0	10	48	2	.215
Nielsen, Trey	4.08	75.0	75	39	34	8	7	21	52	2	.264
Pearce, Matt	6.39	12.2	13	9	9	2	1	5	10	0	.265
Perry, Chris	1.35	33.1	13	7	5	1	2	23	41	5	.119
Poncedeleon, Daniel	2.89	102.2	86	39	33	5	7	23	71	6	.229
Rowland, Robby	3.52	7.2	6	5	3	0	0	1	9	0	.207
Shaban, Ronnie	2.67	33.2	35	10	10	3	0	9	31	3	.265
Sulbaran, J.C.	4.25	55.0	51	29	26	7	4	21	44	8	.238
Thomas, Chris	6.75	9.1	13	9	7	1	0	3	7	0	.325
Walter, Johnny	6.75	28.0	29	21	21	1	9	10	22	2	.266
Weaver, Luke	1.34	47.0	37	13	7	1	1	6	51	3	.209
Wick, Rowan	3.46	13.0	7	5	5	0	0	11	14	3	.159
Wright, Justin	6.48	16.2	17	13	12	0	0	10	10	1	.274
Wyatt, Heath	4.50	10.0	15	5	5	1	0	0	3	1	.357
Team Total	0.00	765.0	684	342		66	45	244	672	56	.237



## 2016 CARDINALS PITCHING TOTALS

### VS. LEFT-HANDED BATTERS

PITCHER	ERA	IP	H	R	ER	HR	HB	BB	SO	WP	AVG
Baker, Corey	5.11	37.0	42	27	21	7	0	20	23	1	.290
Brebbia, John	3.86	16.1	22	7	7	3	0	2	17	1	.328
Donofrio, Joey	4.82	9.1	8	6	5	1	0	6	7	0	.242
Echemendia, Pedro	5.11	12.1	13	9	7	1	0	5	3	1	.271
Frey, Nick	0.00	1.0	1	0	0	0	0	0	2	0	.250
Gomber, Austin	4.91	3.2	3	2	2	0	0	1	3	0	.231
Hawkins, Chandler	3.86	9.1	7	7	4	1	0	3	6	0	.194
Herget, Kevin	3.71	17.0	14	11	7	1	2	6	22	1	.222
Heyer, Kurt	0.87	10.1	6	1	1	0	0	0	4	0	.171
Littrell, Corey	0.00	7.0	4	0	0	0	0	1	8	0	.160
Lucas, Josh	6.05	19.1	26	13	13	3	0	6	18	3	.321
Lynn, Lance	0.00	0.2	0	0	0	0	0	0	2	0	.000
Maness, Seth	0.00	2.0	0	0	0	0	0	1	0	0	.000
Mayers, Mike	2.25	24.0	24	6	6	1	0	3	15	1	.270
McGuire, Deck	0.00	3.1	1	1	0	0	0	1	5	0	.100
McKinney, Ian	13.50	0.2	4	1	1	1	0	4	1	0	.667
McKnight, Blake	6.00	3.0	2	2	2	0	0	2	1	1	.200
Morales, Andrew	4.50	28.0	31	18	14	6	0	8	18	0	.272
Nielsen, Trey	3.45	47.0	56	20	18	5	1	17	29	4	.303
Pearce, Matt	13.50	3.1	8	5	5	1	0	2	6	0	.444
Perry, Chris	6.75	20.0	21	15	15	1	0	17	19	3	.276
Poncedeleon, Daniel	4.84	48.1	42	32	26	5	8	33	51	4	.235
Rowland, Robby	10.80	1.2	4	2	2	0	0	3	3	1	.444
Shaban, Ronnie	3.80	21.1	17	9	9	4	0	7	9	1	.227
Sulbaran, J.C.	3.54	40.2	31	16	16	3	2	11	34	3	.217
Thomas, Chris	6.75	8.0	10	7	6	2	2	3	9	0	.303
Walter, Johnny	5.57	21.0	23	14	13	2	0	10	13	2	.274
Weaver, Luke	1.50	30.0	26	10	5	3	1	4	37	2	.220
Wick, Rowan	5.40	6.2	7	4	4	1	1	3	6	0	.259
Wright, Justin	4.38	12.1	13	6	6	0	0	6	11	1	.271
Wyatt, Heath	6.48	8.1	15	6	6	2	0	3	4	0	.405
Team Total	0.00	474.0	482	257		54	17	189	386	30	.264

FRONT OFFICE

2017 CARDINALS

2016 REVIEW

HISTORY

MINOR LEAGUES

TEXAS LEAGUE

MISC.

## 2016 CARDINALS MONTH-BY-MONTH

FRONT OFFICE

2017 CARDINALS

2016 REVIEW

HISTORY

MINOR LEAGUES

TEXAS LEAGUE

MISC.

PLAYERS	AVG	G	AB	R	H	2B	3B	HR	RBI	BB	IBB	SO	SB	CS	OBP	SLG	OPS	SF	SAC	HBP	DP	E
Bader, Harrison	.338	20	80	9	27	3	0	5	13	5	0	23	2	6	.398	.563	.960	0	0	3	2	1
Caldwell, Bruce	.296	20	71	12	21	2	1	5	14	9	0	18	0	1	.375	.563	.938	0	0	0	2	3
Cruz, Luis	.125	2	8	0	1	0	0	0	0	0	0	4	0	0	.125	.125	.250	0	0	0	0	0
DeJong, Paul	.197	20	76	6	15	5	1	0	10	6	0	32	0	0	.271	.289	.560	1	0	2	1	3
Jacobs, Chris	.167	18	60	8	10	0	0	3	8	1	0	23	0	0	.177	.317	.494	1	0	0	1	0
Jenner, Jesse	.333	2	6	1	2	0	0	0	0	1	0	0	0	0	.429	.333	.762	0	0	0	0	1
Kelly, Carson	.238	17	63	4	15	1	0	1	4	0	0	17	0	0	.238	.302	.540	0	0	0	1	2
McElroy, C.J.	.255	16	51	5	13	1	0	0	1	6	0	11	5	1	.345	.275	.619	0	2	1	0	0
Mejia, Alex	.300	3	10	1	3	0	0	0	1	3	0	2	0	1	.462	.300	.762	0	0	0	1	0
Radack, Collin	.293	18	58	9	17	2	0	0	8	8	0	13	2	0	.379	.328	.706	0	1	0	2	1
Reynolds, Mikey	.167	2	6	1	1	0	0	0	0	0	0	1	0	0	.167	.167	.333	0	0	0	0	1
Sohn, Andrew	.100	5	10	2	1	1	0	0	0	2	0	3	0	0	.250	.200	.450	0	0	0	0	2
Tejada, Ruben	.333	3	9	2	3	1	0	0	0	0	0	1	0	0	.333	.444	.778	0	0	0	1	1
Valera, Breyvic	.200	17	55	3	11	1	0	0	3	4	0	5	0	0	.254	.218	.472	0	1	0	3	3
Voit, Luke	.339	18	67	11	16	2	1	4	8	5	0	15	0	0	.292	.478	.769	0	0	0	3	1
Washington, David	.230	17	60	12	18	4	1	3	11	11	0	21	0	0	.408	.550	.958	0	0	0	1	1
Team Total	.250	21	703	87	176	23	4	21	82	61	0	196	9	9	.315	.384	.699	2	4	6	18	23

PITCHERS	W-L	ERA	G	GS	CG	SHO	SV	SVO	IP	H	R	ER	HR	HB	BB	IBB	SO	BK	WP	GO/AO	DP	WHIP	AVG
Baker, Corey	1-0	1.29	4	4	0	0	0	0	21.0	15	3	3	2	0	6	1	19	0	1	0.95	1	1.00	208
Brebbia, John	0-0	4.22	7	0	0	0	0	0	10.2	14	5	5	1	2	2	0	15	0	1	0.55	0	1.50	311
Donofrio, Joey	0-1	2.89	6	0	0	0	0	0	9.1	7	4	3	1	1	4	1	8	0	0	3.50	1	1.18	219
Heyer, Kurt	0-0	2.25	7	0	0	0	1	1	8.0	9	3	2	0	0	2	0	9	0	0	1.80	1	1.38	281
Littrell, Corey	1-0	0.93	8	0	0	0	0	1	9.2	4	1	1	1	0	0	0	9	0	0	1.22	0	0.41	121
Lucas, Josh	1-1	6.30	7	0	0	0	1	2	10.0	12	8	7	2	0	1	0	10	0	1	1.50	1	1.30	300
Mayers, Mike	2-2	3.54	5	5	0	0	0	0	28.0	26	13	11	2	0	9	0	22	1	1	1.19	2	1.25	245
Morales, Andrew	3-1	2.16	4	4	0	0	0	0	25.0	16	9	6	3	0	5	0	22	0	0	0.57	0	0.84	172
Nielsen, Trey	1-2	5.95	4	4	0	0	0	0	19.2	28	13	13	4	2	12	1	11	0	1	1.14	2	2.03	341
Perry, Chris	0-0	0.00	6	0	0	0	0	0	6.2	4	0	0	0	0	4	0	7	0	0	0.57	0	1.20	182
Ponedeleon, Daniel	1-2	3.22	4	4	0	0	0	0	22.1	17	10	8	1	2	6	0	22	0	1	1.87	1	1.03	210
Shaban, Ronnie	0-0	3.52	7	0	0	0	4	4	7.2	6	3	3	2	0	1	0	8	0	1	1.29	0	0.91	200
Thomas, Chris	1-1	3.18	8	0	0	0	0	0	11.1	9	7	4	1	0	4	0	14	1	0	0.62	0	1.15	209
Team Total	11-10	3.14	21	21	0	2	6	8	189.1	167	79	66	20	7	56	3	176	2	7	1.08	9	1.18	235

### APRIL

# 2016 CARDINALS MONTH-BY-MONTH

## MAY

PLAYERS	AVG	G	AB	R	H	2B	3B	HR	RBI	BB	IBB	SO	SB	CS	OBP	SLG	OPS	SF	SAC	HBP	DP	E
Bader, Harrison	.324	28	108	17	35	5	1	6	13	5	0	25	5	3	.368	.556	.923	1	0	3	0	0
Caldwell, Bruce	.283	26	92	11	26	4	0	2	14	14	0	27	0	0	.374	.391	.765	1	0	0	2	3
Cruz, Luis	.130	7	23	2	3	2	0	0	1	1	0	8	0	0	.167	.217	.384	0	1	0	1	0
DeJong, Paul	.270	28	100	13	27	7	0	7	20	11	1	27	2	1	.342	.550	.892	2	0	1	1	1
Garcia, Anthony	.231	4	13	1	3	0	0	0	0	1	0	0	0	0	.333	.231	.564	0	0	1	1	0
Jacobs, Chris	.264	19	53	4	14	2	0	1	4	5	0	16	0	1	.339	.358	.697	0	0	1	1	1
Kelly, Carson	.333	23	78	13	26	3	0	2	7	7	0	14	0	0	.398	.449	.846	1	1	2	2	0
McElroy, C.J.	.257	25	74	10	19	2	0	1	7	6	0	17	2	3	.337	.324	.662	0	0	3	1	0
Mejia, Alex	.216	24	88	10	19	5	0	1	9	6	0	14	0	0	.260	.307	.567	2	0	0	6	6
Peralta, Jhonny	.000	1	2	0	0	0	0	0	0	1	0	1	0	0	.333	.000	.333	0	0	0	0	0
Pham, Tommy	.357	4	14	3	5	0	0	1	2	3	1	3	0	1	.471	.571	1.042	0	0	0	0	0
Radack, Collin	.232	22	56	2	13	0	0	0	3	6	0	12	2	0	.302	.232	.534	1	1	0	3	0
Reynolds, Mikey	.000	1	2	0	0	0	0	0	0	0	0	0	0	0	.000	.000	.000	0	0	0	0	0
Rodriguez, Jonathan	.000	1	4	0	0	0	0	0	0	0	0	1	0	0	.000	.000	.000	0	0	0	1	0
Thompson, Nick	.200	10	25	5	5	1	0	1	2	2	0	5	0	0	.259	.360	.619	0	0	0	1	0
Valera, Breyvic	.287	28	101	10	29	3	1	0	6	2	0	11	1	1	.292	.337	.629	3	1	0	1	3
Voit, Luke	.279	30	104	17	29	3	1	5	19	14	0	17	0	0	.372	.471	.843	1	0	2	4	4
Washington, David	.188	5	16	3	3	0	0	2	4	5	0	6	0	1	.381	.563	.943	0	0	0	0	1
Team Total	.266	30	967	121	257	37	3	29	112	89	2	210	12	11	.332	.400	.732	13	5	13	25	21

PITCHERS	W-L	ERA	G	GS	CG	SHC	SV	SVO	IP	H	R	ER	HR	HB	BB	IBB	SO	BK	WP	GO/AO	DP	WHIP	AVG
Baker, Corey	1-3	6.84	6	6	0	0	0	0	26.1	32	24	20	9	2	10	0	21	0	0	1.46	1	1.59	.288
Brebbia, John	1-1	2.57	8	0	0	0	1	3	14.0	13	4	4	2	0	1	0	11	0	0	1.31	1	1.00	.245
Donofrio, Joey	1-0	4.73	9	0	0	0	0	0	13.1	13	7	7	1	1	9	0	11	0	2	1.00	1	1.65	.250
Echemendia, Pedro	0-0	1.80	5	0	0	0	0	0	10.0	7	2	2	0	0	3	0	8	0	1	0.54	0	1.00	.206
Herget, Kevin	0-0	7.36	4	0	0	0	0	0	7.1	12	9	6	1	0	3	0	12	0	0	1.75	1	2.05	.343
Heyer, Kurt	2-2	3.14	5	2	0	0	0	1	14.1	11	5	5	2	0	1	0	9	0	0	1.06	1	0.84	.208
Littrell, Corey	0-0	3.00	5	0	0	0	1	1	6.0	4	2	2	1	0	1	0	5	0	0	1.60	0	0.83	.182
Lucas, Josh	0-1	3.75	8	0	0	0	4	4	12.0	13	5	5	1	0	3	1	12	0	0	0.85	0	1.33	.271
Mayers, Mike	3-0	1.01	4	4	0	0	0	0	26.2	21	4	3	2	1	8	0	21	0	2	1.19	2	1.09	.212
Morales, Andrew	1-3	4.32	6	6	0	0	0	0	33.1	38	17	16	5	0	7	0	27	0	2	1.03	5	1.35	.288
Nielsen, Trey	4-1	1.58	6	6	1	0	0	0	40.0	32	10	7	3	3	6	0	25	1	1	1.30	4	0.95	.219
Perry, Chris	1-0	2.92	8	0	0	0	0	0	12.1	7	5	4	1	1	5	0	13	0	2	0.83	1	0.97	.171
Poncedeleon, Daniel	1-2	3.86	6	6	0	0	0	0	28.0	27	20	12	2	4	11	0	25	0	1	0.85	1	1.36	.248
Shaban, Ronnie	2-0	6.52	9	0	0	0	1	2	9.2	10	7	7	4	0	4	0	6	0	0	0.77	1	1.45	.270
Thomas, Chris	0-0	4.91	3	0	0	0	0	0	3.2	6	2	2	1	0	0	0	1	0	0	0.25	0	1.64	.375
Team Total	17-13	3.57	30	30	1	2	7	11	257.0	246	123	102	35	12	72	1	207	1	11	1.06	19	1.24	.249

FRONT OFFICE

2017 CARDINALS

2016 REVIEW

HISTORY

MINOR LEAGUES

TEXAS LEAGUE

MISC.

## 2016 CARDINALS MONTH-BY-MONTH

### JUNE

PLAYERS	AVG	G	AB	R	H	2B	3B	HR	RBI	BB	IBB	SO	SB	CS	OBP	SLG	OPS	SF	SAC	HBP	DP	E
Bader, Harrison	.221	21	77	14	17	2	3	2	6	8	0	25	2	1	.315	.403	.717	1	0	3	0	0
Caldwell, Bruce	.291	22	86	12	25	6	0	1	9	5	0	29	1	0	.330	.395	.725	2	0	1	2	3
Cruz, Luis	.300	6	10	3	3	0	0	0	0	1	0	4	0	0	.364	.300	.664	0	0	0	0	0
DeJong, Paul	.247	22	81	11	20	2	0	5	16	7	0	26	0	0	.308	.457	.764	2	0	1	0	2
Drake, Blake	.143	3	7	1	1	0	0	0	0	0	0	1	0	0	.143	.143	.286	0	0	0	0	0
Garcia, Anthony	.293	18	58	10	17	4	0	1	12	8	0	11	2	0	.388	.414	.802	0	1	1	4	0
Herrera, Juan	.129	19	62	4	8	2	0	0	3	1	0	14	0	1	.143	.161	.304	0	1	0	4	4
Katz, Mason	.368	13	38	7	14	2	0	3	7	6	0	10	3	0	.455	.658	1.112	0	0	0	0	4
Kelly, Carson	.288	19	59	8	17	3	0	3	6	3	0	12	0	1	.333	.492	.825	0	1	1	1	1
Martini, Nick	.111	9	27	3	3	0	0	0	1	8	0	6	2	1	.314	.111	.425	0	0	0	1	0
McElroy, C.J.	.400	2	5	1	2	0	0	0	1	1	0	1	2	0	.500	.400	.900	0	0	0	0	0
Ohlman, Mike	.266	19	64	6	17	1	0	1	10	8	0	17	0	2	.338	.328	.666	2	0	0	0	2
Pena, Brayan	.188	9	32	2	6	0	0	0	0	1	0	4	0	0	.212	.188	.400	0	0	0	1	0
Radack, Collin	.300	8	20	1	6	0	0	0	2	1	0	7	0	0	.391	.300	.691	0	0	2	1	0
Rodriguez, Jonathan	.279	23	86	13	24	3	1	4	13	10	0	26	0	1	.357	.477	.834	1	0	1	0	0
Valera, Breyvic	.273	7	22	3	6	1	0	0	3	3	0	2	2	0	.360	.318	.678	0	0	0	0	1
Votl, Luke	.286	24	84	10	24	4	0	1	8	11	0	15	0	1	.371	.369	.740	1	0	1	4	0
Team Total	.254	25	836	110	212	30	4	21	97	83	0	215	14	8	.326	.374	.700	9	4	11	18	20

PITCHERS	W-L	ERA	G	GS	CG	SHO	SV	SVO	IP	H	R	ER	HR	HB	BB	IBB	SO	BK	WP	GO/AO	DP	WHIP	AVG
Baker, Corey	0-2	7.13	4	4	0	0	0	0	17.2	25	17	14	3	0	8	0	16	0	1	1.5	2	1.87	.338
Brebbia, John	1-0	6.48	7	0	0	0	1	1	8.1	10	6	6	2	1	1	0	7	0	0	1.13	0	1.32	.294
Echemendia, Pedro	2-0	4.50	9	0	0	0	1	2	12.0	11	6	6	1	0	3	0	6	0	0	0.71	0	1.17	.250
Herget, Kevin	1-0	4.15	10	0	0	0	6	6	8.2	7	6	4	0	0	1	0	9	0	2	1.83	1	0.92	.212
Lucas, Josh	1-0	2.35	7	0	0	0	4	4	7.2	6	2	2	0	0	2	0	11	0	2	1.75	2	1.04	.214
Maness, Seth	0-0	3.00	3	0	0	0	0	0	3.0	1	1	1	1	2	1	0	0	0	0	3	1	0.67	.111
Morales, Andrew	0-0	3.78	3	3	0	0	0	0	16.2	15	12	7	2	0	4	0	16	0	0	0.85	1	1.14	.234
Nielsen, Trey	1-3	4.30	4	4	0	0	0	0	23.0	25	12	11	2	0	10	0	17	0	1	1.35	4	1.52	.284
Perry, Chris	0-0	5.91	7	0	0	0	0	1	10.2	12	7	7	1	1	10	0	15	0	1	0.4	1	2.06	.293
Ponedeleon, Daniel	2-0	1.91	5	5	0	0	0	0	28.1	23	6	6	1	2	13	1	25	0	1	1	2	1.27	.225
Shaban, Ronnie	2-1	3.21	8	0	0	0	0	0	14.0	12	5	5	1	0	3	1	10	0	1	0.5	2	1.07	.235
Sulbaran, J.C.	1-1	3.86	5	4	0	0	0	0	23.1	23	10	10	3	0	8	0	18	0	1	0.7	2	1.33	.253
Thomas, Chris	1-1	27.00	3	0	0	0	0	1	2.1	8	7	7	1	2	2	0	1	0	0	0.67	1	4.29	.571
Weaver, Luke	4-0	1.15	5	5	0	0	0	0	31.1	30	5	4	1	1	3	0	37	0	0	0.7	1	1.05	.244
Wick, Rowan	0-0	5.40	3	0	0	0	0	0	1.2	0	1	1	0	0	3	0	2	0	2	0.5	0	1.8	.000
Wright, Justin	0-0	0.00	4	0	0	0	1	1	4.1	1	0	0	0	0	1	0	3	0	0	1.67	2	0.46	.083
Wyatt, Heath	0-1	7.45	7	0	0	0	0	0	9.2	18	8	8	2	0	2	0	5	0	0	1.67	0	2.07	.383
Team Total	16-9	4.01	25	25	0	3	13	16	224.2	232	112	100	21	9	76	2	199	0	12	0.97	23	1.37	.267

FRONT OFFICE

2017 CARDINALS

2016 REVIEW

HISTORY

MINOR LEAGUES

TEXAS LEAGUE

MISC.

# 2016 CARDINALS MONTH-BY-MONTH

## JULY

PLAYERS	AVG	G	AB	R	H	2B	3B	HR	RBI	BB	IBB	SO	SB	CS	OBP	SLG	OPS	SF	SAC	HBP	DP	E
Acevedo, Jhohan	.091	9	22	1	2	0	0	0	0	1	0	4	0	0	.130	.091	.221	0	0	0	0	1
Bader, Harrison	.111	4	18	3	2	1	0	0	1	2	0	6	0	0	.200	.167	.367	0	0	0	0	0
Caldwell, Bruce	.067	19	60	4	4	2	0	0	1	8	0	27	0	0	.176	.100	.276	0	0	0	1	2
Carpenter, Matt	.500	1	2	1	1	0	0	0	1	0	1	0	0	0	.867	.500	1.167	0	0	0	0	0
Cruz, Luis	.333	20	66	10	22	3	0	2	9	3	0	19	0	3	.371	.470	.841	0	0	1	2	2
DeJong, Paul	.220	31	123	19	27	4	1	7	19	5	0	34	0	1	.260	.439	.699	1	0	2	2	7
Drake, Blake	.221	24	77	9	17	4	1	2	7	4	1	20	2	2	.259	.377	.636	0	0	0	0	0
Garcia, Anthony	.216	15	51	6	11	2	0	2	4	2	0	13	0	2	.259	.373	.632	0	0	1	1	0
Godoy, Jose	1.000	1	1	0	1	0	0	0	0	0	0	0	0	0	1.000	1.000	2.000	0	0	0	0	0
Herrera, Juan	.183	24	82	8	15	2	0	0	6	2	0	20	1	1	.200	.207	.407	1	2	0	2	9
Jenner, Jesse	.222	10	36	4	8	0	0	1	1	2	0	7	0	0	.263	.306	.569	0	1	0	1	2
Katz, Mason	.500	1	4	0	2	0	0	0	0	0	0	1	0	0	.500	.500	1.000	0	0	0	0	0
Kelly, Carson	.250	5	16	4	4	0	0	0	1	4	0	3	0	0	.400	.250	.650	0	0	0	1	0
Martini, Nick	.273	20	77	9	21	3	0	2	7	9	1	14	0	0	.352	.390	.742	1	0	1	1	1
Moss, Brandon	.000	3	8	0	0	0	0	0	1	1	0	1	0	0	.100	.000	.100	1	0	0	0	0
Ohlman, Mike	.421	5	19	3	8	2	0	0	6	2	0	2	0	0	.455	.526	.981	1	0	0	0	2
Rodriguez, Jonathan	.221	29	113	10	25	7	0	3	15	9	1	38	1	2	.285	.363	.647	0	0	1	2	0
Sohn, Andrew	.389	5	18	1	7	1	0	0	1	1	0	5	0	0	.421	.444	.865	0	0	0	1	0
Staton, Allen	.230	27	87	11	20	5	0	2	10	8	0	17	1	0	.306	.356	.662	1	3	2	1	3
Turgeon, Casey	.286	5	14	3	4	0	0	0	1	3	0	1	0	0	.444	.286	.730	0	0	1	1	0
Voit, Luke	.307	31	114	15	35	3	1	5	17	9	0	19	0	0	.378	.482	.860	0	0	4	3	1
Wilson, Jacob	.214	4	14	2	3	0	0	1	5	2	0	2	0	0	.313	.429	.741	0	1	0	1	0
Team Total	.233	31	1043	124	243	41	3	27	116	80	3	264	5	11	.294	.356	.650	6	9	13	21	33

PITCHERS	W-L	ERA	G	GS	CG	SHO	SV	SVO	IP	H	R	ER	HR	HB	BB	IBB	SO	BK	WP	GO/AO	DP	WHIP	AVG
Baker, Corey	0-0	0.00	1	0	0	0	0	0	0.2	1	0	0	0	0	1	0	0	0	1	1.00	0	3.00	.333
Brebbia, John	1-1	3.86	2	0	0	0	0	0	4.2	4	2	2	1	0	2	0	5	0	0	0.80	0	1.29	.222
Echemendia, Pedro	0-1	8.10	4	2	0	0	0	0	6.2	8	8	6	3	1	3	0	5	0	1	0.78	0	1.65	.276
Frey, Nick	0-0	0.00	1	0	0	0	0	0	2.0	2	0	0	0	0	0	0	2	0	0	0.50	0	1.00	.286
Gomber, Austin	1-0	0.69	2	2	0	0	0	0	13.0	5	1	1	0	0	5	0	8	0	3	0.61	0	0.77	.119
Hawkins, Chandler	0-0	1.23	4	0	0	0	0	0	7.1	5	1	1	1	0	2	0	6	0	3	1.43	0	0.95	.185
Hergel, Kevin	0-0	0.93	10	0	0	0	1	2	9.2	8	4	1	0	1	3	1	11	0	2	0.58	1	1.14	.222
Lucas, Josh	2-0	2.08	9	0	0	0	3	4	13.0	8	3	3	2	0	3	1	14	0	1	0.86	0	0.85	.167
Morales, Andrew	0-0	0.00	1	1	0	0	0	0	3.0	2	0	0	0	0	2	0	1	0	0	0.60	0	1.33	.182
Nielsen, Trey	1-2	5.52	5	5	1	0	0	0	31.0	38	22	19	3	3	8	1	21	0	3	0.66	2	1.48	.309
Perry, Chris	0-1	2.20	9	0	0	0	0	0	16.1	8	5	4	0	0	11	0	20	0	1	0.80	2	1.16	.145
Poncedeleon, Daniel	3-2	4.78	6	6	0	0	0	0	37.2	33	21	20	5	2	12	0	25	0	2	1.34	2	1.19	.234
Shaban, Ronnie	2-1	1.93	10	0	0	0	4	4	14.0	11	3	3	0	0	6	3	9	1	1	0.82	1	1.21	.229
Sulbaran, J.C.	1-1	4.35	5	5	0	0	0	0	31.0	23	15	15	4	3	11	0	27	0	3	0.88	3	1.10	.213
Walter, Johnny	0-3	7.97	4	4	0	0	0	0	20.1	29	18	18	1	5	10	1	16	0	2	1.44	2	1.92	.337
Weaver, Luke	1-3	1.40	6	6	0	0	0	0	38.2	27	16	6	2	1	6	0	42	0	5	0.86	1	0.85	.185
Wick, Rowan	0-0	4.26	8	0	0	0	0	0	6.1	6	3	3	0	0	2	0	7	0	0	0.50	0	1.26	.240
Wright, Justin	0-3	6.35	12	0	0	0	0	0	11.1	14	9	8	0	0	9	1	8	0	1	1.40	2	2.03	.318
Wyatt, Heath	1-0	3.12	5	0	0	0	0	0	8.2	12	3	3	1	0	1	0	2	0	1	3.50	2	1.50	.375
Team Total	13-18	3.68	31	31	1	2	9	11	276.1	245	134	113	23	16	97	8	229	1	30	0.96	18	1.24	.237

FRONT OFFICE

2017 CARDINALS

2016 REVIEW

HISTORY

MINOR LEAGUES

TEXAS LEAGUE

MISC.

# 2016 CARDINALS MONTH-BY-MONTH

## AUGUST

PLAYERS	AVG	G	AB	R	H	2B	3B	HR	RBI	BB	IBB	SO	SB	CS	OBP	SLG	OPS	SF	SAC	HBP	DP	E
Acevedo, Jhohan	.160	9	25	1	4	0	0	0	2	1	0	6	0	1	.192	.160	.352	0	0	0	2	0
Bader, Harrison	.222	5	18	2	4	1	0	0	1	2	0	7	1	0	.318	.278	.596	1	0	1	0	1
Bryan, Vaughn	.204	15	49	8	10	0	0	0	4	8	0	17	2	2	.316	.204	.520	0	2	0	0	1
Caldwell, Bruce	.283	12	46	8	13	4	0	3	14	5	0	15	0	0	.333	.565	.899	3	0	0	2	0
Carpenter, Matt	.300	3	10	1	3	1	0	1	1	0	0	3	0	0	.300	.700	1.000	0	0	0	0	1
Cruz, Luis	.232	16	56	9	13	0	1	1	9	4	0	17	1	0	.290	.321	.612	1	2	1	4	2
DeJong, Paul	.333	27	102	10	34	11	0	2	7	11	1	23	1	0	.419	.500	.919	0	0	4	1	4
Drake, Blake	.258	26	89	13	23	3	0	3	15	10	2	28	0	2	.333	.393	.727	0	1	0	3	1
Hawkins, Joey	.050	7	20	1	1	0	0	0	1	3	0	9	0	0	.174	.050	.224	0	0	0	0	2
Herrera, Juan	.333	3	6	1	2	1	0	0	0	2	0	1	1	0	.556	.500	1.056	0	0	1	0	0
Jenner, Jesse	.327	13	52	6	17	5	0	0	6	1	0	10	0	1	.352	.423	.775	0	0	1	1	1
Lankford, Cole	.167	3	6	1	1	1	0	0	1	1	0	1	0	0	.286	.333	.619	0	0	0	0	0
Martini, Nick	.244	11	41	9	10	2	0	1	5	7	0	7	2	0	.367	.366	.733	0	0	1	2	1
Mejia, Alex	.180	12	50	3	9	2	0	0	2	3	0	7	1	0	.241	.220	.461	0	0	1	0	2
Rodriguez, Jonathan	.250	24	84	14	21	3	0	1	6	17	0	18	0	1	.379	.321	.700	1	0	1	5	3
Spitz, Thomas	.250	4	16	1	4	1	0	0	2	1	0	4	1	0	.278	.313	.590	1	0	0	1	1
Staton, Allen	.318	24	85	10	27	3	2	1	8	7	0	18	1	0	.372	.435	.808	1	1	1	3	2
Turgeon, Casey	.071	5	14	0	1	1	0	0	1	3	0	3	0	0	.235	.143	.378	0	1	0	1	0
Voit, Luke	.366	26	93	15	34	7	1	4	20	13	1	15	1	1	.440	.591	1.032	2	0	1	1	2
Wilson, Jacob	.157	16	51	9	8	1	0	5	9	8	1	19	0	0	.267	.471	.737	1	1	0	1	1
Team Total	.260	28	927	122	241	48	4	22	114	107	5	233	12	8	.341	.392	.733	11	9	13	27	29

PITCHERS	W-L	ERA	G	GS	CG	SHO	SV	SVO	IP	H	R	ER	HR	HB	BB	IBB	SO	BK	WP	GO/AO	DP	WHIP	AVG
Baker, Corey	1-3	5.40	7	5	0	0	0	0	28.1	32	19	17	5	1	14	1	29	0	0	1.63	3	1.62	.291
Echemendia, Pedro	0-0	0.00	1	0	0	0	0	0	1.0	1	0	0	0	0	2	1	1	0	0	0.00	0	3.00	.333
Gomber, Austin	0-0	3.86	1	1	0	0	0	0	2.1	3	1	1	0	0	2	0	2	0	0	0.67	0	2.14	.300
Hawkins, Chandler	0-0	7.71	8	0	0	0	0	0	11.2	16	15	10	2	0	6	1	6	0	1	0.67	2	1.89	.314
Hergel, Kevin	4-0	1.74	10	0	0	0	2	2	10.1	11	3	2	0	1	3	2	7	0	0	0.92	1	1.35	.268
Lucas, Josh	0-0	1.80	7	0	0	0	4	5	10.0	8	2	2	0	0	3	1	14	0	0	1.50	1	1.10	.216
Lynn, Lance	0-0	0.00	1	1	0	0	0	0	3.0	3	0	0	0	1	0	0	3	0	0	1.50	1	1.00	.273
McGuire, Deck	0-0	0.00	1	1	0	0	0	0	7.0	2	1	0	0	1	3	1	8	0	0	0.27	0	0.71	.091
McKinney, Ian	0-0	8.10	1	1	0	0	0	0	3.1	5	3	3	1	0	5	0	4	0	0	1.00	0	3.00	.333
McKnight, Blake	0-0	15.00	2	0	0	0	0	0	3.0	4	5	5	1	0	2	0	2	0	1	0.17	0	2.00	.333
Nielsen, Trey	1-0	0.00	3	0	0	0	1	1	6.1	4	0	0	0	0	2	0	6	0	0	4.00	2	0.95	.200
Pearce, Matt	1-2	7.88	3	3	0	0	0	0	16.0	21	14	14	3	1	7	0	16	0	0	0.67	1	1.75	.313
Perry, Chris	0-1	6.14	7	0	0	0	0	0	7.1	3	5	5	0	0	10	0	5	0	4	1.00	0	1.77	.115
Poncedeleon, Daniel	2-2	3.38	6	6	1	0	0	0	34.2	28	14	13	1	5	14	0	25	0	5	0.84	6	1.21	.230
Rowland, Robby	1-0	3.38	6	0	0	0	0	0	8.0	9	3	3	0	0	2	0	10	0	0	1.60	1	1.38	.281
Shaban, Ronnie	2-1	0.93	8	0	0	0	1	2	9.2	13	1	1	0	0	2	1	7	0	1	0.75	0	1.55	.317
Sulbaran, J.C.	1-2	4.19	6	6	0	0	0	0	34.1	33	19	16	3	3	10	0	24	0	5	0.72	0	1.25	.243
Walter, Johnny	0-3	5.96	4	3	0	0	0	0	22.2	19	16	15	2	3	8	0	17	0	2	1.78	3	1.19	.221
Weaver, Luke	1-0	2.57	1	1	0	0	0	0	7.0	6	2	2	1	0	1	0	9	0	0	1.20	0	1.00	.231
Wick, Rowan	0-0	4.15	8	0	0	0	0	0	8.2	7	4	4	1	1	8	0	9	0	0	0.42	0	1.73	.219
Wright, Justin	0-0	4.26	8	0	0	0	0	0	12.2	11	6	6	0	0	4	0	10	0	1	2.38	1	1.18	.229
Team Total	14-14	4.32	28	28	1	1	8	10	247.2	241	134	119	20	17	110	8	214	0	21	0.94	22	1.42	.253

FRONT OFFICE

2017 CARDINALS

2016 REVIEW

HISTORY

MINOR LEAGUES

TEXAS LEAGUE

MISC.

## 2016 CARDINALS MONTH-BY-MONTH

PLAYERS	AVG	G	AB	R	H	2B	3B	HR	RBI	BB	IBB	SO	SB	CS	OBP	SLG	OPS	SF	SAC	HBP	DP	E
Bader, Harrison	.294	4	17	3	5	0	0	3	7	3	0	7	1	0	.400	.824	1.224	0	0	0	0	0
Bryan, Vaughn	.294	4	17	5	5	1	0	0	3	3	0	4	3	1	.381	.353	.734	1	0	0	0	0
Cruz, Luis	.200	2	5	0	1	1	0	0	1	2	0	1	0	0	.375	.400	.775	1	0	0	0	2
DeJong, Paul	.429	4	14	3	6	0	0	1	1	0	0	2	0	0	.429	.643	1.071	0	0	0	0	0
Drake, Blake	.400	5	20	4	8	1	0	0	4	5	0	4	1	0	.520	.450	.970	0	0	0	0	0
Jenner, Jesse	.357	3	14	3	5	2	0	1	2	0	0	3	0	0	.357	.714	1.071	0	0	0	0	0
Lankford, Cole	.200	3	5	1	1	0	0	0	0	0	0	0	0	0	.200	.200	.400	0	0	0	0	0
Mejia, Alex	.273	5	22	2	6	0	0	0	2	1	0	3	0	0	.304	.273	.577	0	1	0	2	0
Rodriguez, Jonathan	.467	4	15	6	7	1	0	0	2	4	0	3	0	0	.579	.533	1.112	0	0	0	1	0
Staton, Allen	.375	2	8	2	3	0	0	0	2	1	0	0	0	0	.444	.375	.819	0	0	0	1	2
Voit, Luke	.250	5	20	2	5	1	1	0	2	0	0	2	0	0	.250	.400	.650	0	0	0	1	0
Wilson, Jacob	.421	5	19	3	8	2	0	0	4	2	0	4	0	0	.455	.526	.981	1	1	0	0	0
Team Total	.341	5	185	34	63	9	1	5	31	21	0	36	5	1	.402	.481	.883	3	3	0	5	5

PITCHERS	W-L	ERA	G	GS	CG	SHO	SV	SVO	IP	H	R	ER	HR	HB	BB	IBB	SO	BK	WP	GO/AO	DP	WHIP	AVG
Baker, Corey	1-0	0.00	1	1	0	0	0	0	5.0	3	0	0	0	0	3	1	2	0	0	2.00	1	1.20	.188
Gomber, Austin	0-0	2.25	1	1	0	0	0	0	4.0	3	2	1	0	0	2	0	5	0	0	1.33	1	1.25	.214
Hawkins, Chandler	0-0	0.00	2	0	0	0	0	0	5.0	0	0	0	0	0	2	0	5	0	1	2.33	1	0.40	.000
Herget, Kevin	0-0	4.50	2	0	0	0	1	1	2.0	4	1	1	0	0	1	0	0	0	0	3.00	1	2.50	.500
McKinney, Ian	1-0	0.00	1	1	0	0	0	0	6.0	4	0	0	0	0	2	0	3	0	0	0.83	3	1.00	.222
McKnight, Blake	1-0	4.50	2	0	0	0	0	0	2.0	4	1	1	0	0	2	0	2	0	0	1.00	0	3.00	.400
Nielsen, Trey	0-0	9.00	1	0	0	0	0	0	2.0	4	2	2	1	0	0	0	1	0	0	0.67	0	2.00	.400
Rowland, Robby	0-0	13.50	2	0	0	0	0	0	1.1	1	4	2	0	0	2	0	2	0	1	0.50	0	2.25	.167
Subaran, J.C.	0-0	1.29	1	1	0	0	0	0	7.0	3	1	1	0	0	3	0	9	0	2	0.38	0	0.88	.136
Walter, Johnny	1-0	1.50	1	1	0	0	0	0	6.0	4	1	1	0	1	2	0	2	0	0	2.00	1	1.00	.190
Wick, Rowan	0-0	3.00	2	0	0	0	0	0	3.0	1	1	1	0	0	1	0	2	0	1	0.40	0	0.67	.100
Wright, Justin	0-1	54.00	1	0	0	0	0	1	0.2	4	4	4	0	0	2	0	0	0	0	2.00	0	9.00	.667
Team Total	4-1	2.25	5	5	0	1	1	2	44.0	35	17	11	1	1	22	1	33	0	5	1.17	8	1.30	.224

### SEPTEMBER

FRONT OFFICE

2017 CARDINALS

2016 REVIEW

HISTORY

MINOR LEAGUES

TEXAS LEAGUE

MISC.

## 2016 CARDINALS VS. OPPONENTS

### TEXAS LEAGUE NORTH

	Home		Road		Totals		Series		
	W	L	W	L	W	L	W	L	T
Arkansas	8	8	8	8	16	16	3	2	3
Tulsa	9	5	9	5	18	10	4	1	3
NW Arkansas	11	5	7	9	18	14	4	2	2
<b>TOTALS</b>	<b>28</b>	<b>18</b>	<b>24</b>	<b>22</b>	<b>52</b>	<b>40</b>	<b>11</b>	<b>5</b>	<b>8</b>

### TEXAS LEAGUE SOUTH

	Home		Road		Totals		Series		
	W	L	W	L	W	L	W	L	T
Corpus Christi	2	4	4	2	6	6	2	2	0
Frisco	5	1	2	4	7	5	2	2	0
Midland	2	4	1	5	3	9	0	4	0
San Antonio	3	3	4	2	7	5	3	1	0
<b>TOTALS</b>	<b>12</b>	<b>12</b>	<b>11</b>	<b>13</b>	<b>23</b>	<b>25</b>	<b>7</b>	<b>9</b>	<b>0</b>

## 2016 CARDINALS RECORD WHEN

At home. . . . .	40-30	Leading after 6 innings . . . . .	53-8	Doubleheader . . . . .	3-5
On the road . . . . .	35-35	Tied after 6 innings. . . . .	10-5	<b>By Day</b>	
Day games. . . . .	14-7	Trailing after 6 innings. . . . .	12-52	Monday . . . . .	8-8
Night games. . . . .	61-58	Leading after 7 innings . . . . .	54-4	Tuesday . . . . .	13-6
Extra innings . . . . .	8-7	Tied after 7 innings. . . . .	14-7	Wednesday . . . . .	6-13
Shutouts . . . . .	11-11	Trailing after 7 innings. . . . .	7-54	Thursday . . . . .	11-10
In one-run games. . . . .	24-11	Leading after 8 innings. . . . .	62-2	Friday . . . . .	11-10
Scoring 4 or more. . . . .	55-23	Tied after 8 innings . . . . .	8-9	Saturday . . . . .	14-8
Scoring 3 or less. . . . .	20-42	Trailing after 8 innings. . . . .	2-49	Sunday . . . . .	12-10
Cardinals score first . . . . .	48-23	First game of series. . . . .	20-20	<b>By Month</b>	
Opponent scores first . . . . .	27-42	Last game of series. . . . .	26-14	April . . . . .	11-10
Out-hit opponents . . . . .	52-11	First game of homestand . . . . .	6-5	May . . . . .	17-13
Out-hit by opponents . . . . .	15-49	Last game of homestand . . . . .	7-4	June . . . . .	16-9
Hits are even. . . . .	9-4	First game of road trip. . . . .	4-8	July . . . . .	13-18
When hitting a HR. . . . .	55-24	Last game of road trip. . . . .	8-4	August . . . . .	14-14
Solo HRs . . . . .	80	After scheduled off-days . . . . .	5-5	September. . . . .	4-1
2-R HRs. . . . .	27	Committing an error. . . . .	43-43	<b>By Series</b>	
3-R HRs. . . . .	14	Errorless games. . . . .	32-22	Won . . . . .	18
Grand Slams. . . . .	4	Weather Postponed Games . . . . .	4	Lost . . . . .	14
				Split . . . . .	8
				Swept opponent . . . . .	3
				Swept by opponent . . . . .	1

## 2016 FINAL ATTENDANCE

	Total	Average	Home Record
Frisco RoughRiders	463,564	7,024	36-35
Tulsa Drillers	366,734	5,393	35-35
Corpus Christi Hooks	350,964	5,161	38-31
<b>Springfield Cardinals</b>	<b>316,990</b>	<b>4,731</b>	<b>40-30</b>
Arkansas Travelers	306,570	4,716	35-35
San Antonio Missions	317,607	4,603	34-35
Northwest Arkansas Naturals	312,001	4,457	39-31
Midland RockHounds	265,193	3,900	40-30



# 2016 CARDINALS HIGHS AND LOWS

## TEAM BATTING

Most Runs - Inning - Cards . . . . .	.8 . . . . .	.5th inn., 8/9 vs. Frisco
Most Runs - Inning - Opponents . . . . .	9 . . . . .	.8th inn., 8/20 @ Midland
Most Runs - Game - Cards . . . . .	.16 . . . . .	.8/9 vs. Frisco
Most Runs - Game - Opponents . . . . .	12 . . . . .	.6/15 @ NW Arkansas
Most Runs - Game - Both Clubs . . . . .	.20 . . . . .	.8/9 vs. Frisco
Most Hits - Game - Cards . . . . .	.17 . . . . .	*9/5 @ Tulsa
Most Hits - Game - Opponents . . . . .	18 . . . . .	6/15 @ NW Arkansas
Fewest Hits - Game - Cards . . . . .	2 . . . . .	*6/24 vs. Arkansas
Most Home Runs - Game - Cards . . . . .	7 . . . . .	<b>7/8 vs. Corpus Christi</b>
Most Home Runs - Game - Opponents . . . . .	.4 . . . . .	*5/25 vs. Midland

## TEAM PITCHING

Most Strikeouts - Game - Cards . . . . .	.16 . . . . .	8/26 vs. NW Arkansas
Most Strikeouts - Game - Opponents . . . . .	14 . . . . .	*6/20 @ Tulsa
Fewest Strikeouts - Game - Cards . . . . .	.1 . . . . .	.5/10 @ Tulsa
Fewest Strikeouts - Game - Opponents . . . . .	.2 . . . . .	*5/29 vs. Frisco
Most Walks - Game - Cards . . . . .	.9 . . . . .	.8/13 vs. Midland
Most Walks - Game - Opponents . . . . .	.11 . . . . .	.5/2 vs. Arkansas
Fewest Walks - Game - Cards . . . . .	.0 . . . . .	*8/25 vs. NW Arkansas
Fewest Walks - Game - Opponents . . . . .	0 . . . . .	*8/12 vs. Midland
Fewest Hits Allowed . . . . .	.2 . . . . .	*8/11 vs. Frisco

## TEAM MISCELLANEOUS

Largest Crowd - Home . . . . .	9,187 . . . . .	8/27 vs. Tulsa
Largest Crowd - Road . . . . .	9,545 . . . . .	9/2 @ Arkansas
Longest Game - Innings . . . . .	13 . . . . .	8/21 @ Midland
Longest Game - Time (Overall) . . . . .	3:59 . . . . .	.13 inn., 8/21 @ Midland
Longest Game - Time (9-inning game) . . . . .	3:21 . . . . .	6/25 vs. Arkansas
Largest Margin of Victory . . . . .	12 . . . . .	.8/9 vs. Frisco
Largest Margin of Defeat . . . . .	10 . . . . .	.5/9 @ Tulsa
Most Left On Base . . . . .	13 . . . . .	*5/25 @ Midland
Most Errors Defensively . . . . .	.5 . . . . .	.7/15 @ NW Arkansas
Longest Winning Streak . . . . .	5 . . . . .	*8/1 - 8/5
Longest Losing Streak . . . . .	5 . . . . .	.7/10 - 7/15

## INDIVIDUAL BATTING

Longest Hitting Streak (Games) . . . . .	17, Bader . . . . .	.4/27 - 5/15
Most Runs - Game . . . . .	4, <i>Katz</i> . . . . .	6/25 vs. Arkansas
Most Hits - Game . . . . .	4, <i>Jenner</i> . . . . .	*8/21 @ Midland
Most Doubles - Game . . . . .	2, <i>Jenner</i> . . . . .	.9/3 @ Tulsa
Most Triples - Game . . . . .	.2, <i>Bader</i> . . . . .	6/22 @ Tulsa
Most Home Runs - Game . . . . .	2, <i>Wilson</i> . . . . .	*8/23 vs. NW Arkansas
Most RBI - Game . . . . .	.6, <i>Drake</i> . . . . .	8/9 vs. Frisco
Most Stolen Bases - Game . . . . .	.3, <i>Katz</i> . . . . .	6/20 @ Tulsa

## INDIVIDUAL PITCHING

Most Strikeouts - Game (Starter) . . . . .	11, <i>Pearce</i> . . . . .	8/23 vs. NW Arkansas
Most Walks - Game (Starter) . . . . .	6, <i>Baker</i> . . . . .	.8/13 vs. Midland
Most IP - Game (Starter) . . . . .	9.0, <i>Nielsen</i> . . . . .	*7/20 vs. Arkansas
Most IP - Game (Reliever) . . . . .	4.2, <i>Echemendia</i> . . . . .	.5/31 @ Midland

\*Occured more than once - most recent time listed

**Bold** - Indicates Franchise Record

*Italics* - Indicates Tied Franchise Record

FRONT OFFICE

2017 CARDINALS

2016 REVIEW

HISTORY

MINOR LEAGUES

TEXAS LEAGUE

MISC.

# 2016 CARDINALS TRANSACTIONS

## FIRST HALF

**April 7:** RHP Robby Rowland placed on DL  
**April 7:** LHP Jimmy Reed placed on DL  
**April 10:** C Luis Cruz sent to Memphis  
**April 10:** C Jesse Jenner received from Palm Beach  
**April 14:** SS Ruben Tejada received on MLB Rehab  
**April 21:** INF Andrew Sohn sent to Palm Beach  
**April 21:** INF Alex Mejia received from Memphis  
**April 25:** C Luis Cruz received from Memphis  
**April 25:** C Jesse Jenner sent to Palm Beach  
**April 25:** INF Alex Mejia placed on DL  
**April 25:** INF Mike Reynolds received from Palm Beach  
**May 2:** INF Alex Mejia activated from DL  
**May 2:** INF Mike Reynolds sent to Palm Beach  
**May 5:** OF David Washington sent to Memphis  
**May 5:** OF Nick Thompson received from Palm Beach  
**May 12:** OF Tommy Pham received on MLB Rehab  
**May 14:** LHP Corey Littrell sent to Memphis  
**May 14:** RHP Chris Thomas placed on DL  
**May 14:** RHP Kevin Herget received from Palm Beach  
**May 14:** RHP Pedro Echemendia received from PB  
**May 15:** RHP Mike Mayers sent to Memphis  
**May 15:** RHP Cody Schumacher received from PB  
**May 20:** RHP Mike Mayers received from Memphis  
**May 20:** RHP Cody Schumacher sent to Palm Beach  
**May 23:** RHP Kurt Heyer sent to Memphis  
**May 27:** INF Jhonny Peralta received on MLB Rehab  
**May 27:** OF Anthony Garcia received from Memphis  
**May 28:** INF Alex Mejia sent to Memphis  
**May 28:** OF Nick Thompson elects voluntary retirement  
**May 29:** RHP Heath Wyatt received from Memphis  
**May 29:** INF Jonathan Rodriguez received from MEM  
**May 31:** RHP Mike Mayers sent to Memphis  
**June 2:** C Michael Ohlman received from Memphis  
**June 2:** INF Chris Jacobs released by St. Louis  
**June 3:** OF C. J. McElroy, Jr. placed on DL  
**June 3:** RHP J. C. Sulbaran received from Memphis  
**June 4:** RHP Luke Weaver received from Palm Beach  
**June 4:** INF Juan Herrera received from Palm Beach  
**June 4:** RHP Joey Donofrio released by St. Louis  
**June 6:** INF Breyvic Valera sent to Memphis  
**June 6:** OF Anthony Garcia placed on TI List  
**June 7:** C Brayan Pena received on MLB Rehab  
**June 7:** INF Mason Katz received from Palm Beach  
**June 7:** OF Blake Drake received from Palm Beach  
**June 8:** RHP Seth Maness received on MLB Rehab  
**June 13:** OF Anthony Garcia activated from TI List  
**June 13:** OF Blake Drake sent to Palm Beach  
**June 14:** INF Breyvic Valera received from Memphis  
**June 14:** INF Mason Katz sent to Palm Beach  
**June 14:** RHP Chris Thomas activated from DL  
**June 14:** RHP Andrew Morales placed on DL  
**June 16:** OF Nick Martini received from Memphis  
**June 16:** OF Collin Radaack sent to Palm Beach  
**June 17:** INF Breyvic Valera sent to Memphis  
**June 17:** INF Mason Katz received from Palm Beach

## SECOND HALF

**June 21:** RHP Josh Lucas sent to Memphis  
**June 21:** RHP John Brebbia sent to Memphis  
**June 21:** LHP Justin Wright received from Memphis  
**June 21:** RHP Rowan Wick received from PB  
**June 23:** RHP Chris Thomas placed on DL  
**June 23:** C Brayan Pena received on MLB Rehab  
**June 24:** RHP Kevin Herget sent to Memphis  
**June 24:** RHP Kurt Heyer received from Memphis  
**June 24:** RHP Andrew Morales activated from DL  
**June 25:** RHP Josh Lucas received from Memphis  
**June 25:** RHP Corey Baker sent to Memphis  
**June 27:** RHP Kurt Heyer sent to Memphis  
**June 27:** RHP Kevin Herget received from Memphis  
**July 1:** INF Mason Katz placed on DL  
**July 2:** INF Allen Staton received from Palm Beach  
**July 3:** RHP Andrew Morales placed on DL  
**July 4:** OF Nick Martini sent to Memphis  
**July 4:** OF Blake Drake received from Palm Beach  
**July 5:** RHP Johnny Walter received from PB  
**July 6:** OF Harrison Bader sent to Memphis  
**July 6:** OF Jhohan Acevedo received from PB  
**July 7:** C Michael Ohlman sent to Memphis  
**July 7:** C Jose Godoy received from Peoria  
**July 8:** C Carson Kelly placed on TI List  
**July 8:** RHP Trey Nielsen sent to Memphis  
**July 8:** LHP Austin Gomber received from Palm Beach

**July 10:** C Carson Kelly activated, sent to Memphis  
**July 10:** C Jesse Jenner received from Palm Beach  
**July 10:** RHP Trey Nielsen received from Memphis  
**July 10:** LHP Austin Gomber sent to Palm Beach  
**July 10:** C Jose Godoy sent to Peoria  
**July 12:** OF Nick Martini received from Memphis  
**July 16:** RHP Pedro Echemendia received from Memphis  
**July 17:** RHP John Brebbia received from Memphis  
**July 17:** RHP Heath Wyatt released by St. Louis  
**July 19:** OF Anthony Garcia sent to Memphis  
**July 19:** INF Andrew Sohn received from Palm Beach  
**July 19:** RHP Josh Lucas sent to Memphis  
**July 20:** RHP Chris Perry sent to Memphis  
**July 20:** LHP Chandler Hawkins received from Palm Beach  
**July 22:** RHP Chris Perry received from Memphis  
**July 25:** RHP Johnny Walter sent to Palm Beach  
**July 25:** INF Andrew Sohn sent to Palm Beach  
**July 25:** INF Mason Katz activated from DL  
**July 26:** INF Bruce Caldwell placed on DL  
**July 26:** RHP John Brebbia sent to Memphis  
**July 26:** RHP Corey Baker received from Memphis  
**July 26:** RHP Nick Frey received from Peoria  
**July 26:** INF Casey Turgeon received from Palm Beach  
**July 27:** RHP Nick Frey sent to Peoria  
**July 27:** INF Casey Turgeon placed on DL  
**July 27:** RHP Josh Lucas received from Memphis  
**July 28:** INF Jacob Wilson received from Memphis  
**July 28:** INF Brandon Moss received on MLB Rehab  
**July 29:** LHP Austin Gomber received from Palm Beach  
**July 30:** INF Matt Carpenter received on MLB Rehab  
**Aug. 2:** RHP Trey Nielsen placed on DL  
**Aug. 3:** LHP Austin Gomber placed on DL  
**Aug. 4:** RHP Deck McGuire received from Memphis  
**Aug. 5:** INF Bruce Caldwell activated from DL  
**Aug. 5:** RHP Rowan Wick activated tom DL  
**Aug. 5:** INF Juan Herrera sent to Palm Beach  
**Aug. 5:** RHP Luke Weaver sent to Memphis  
**Aug. 7:** RHP Matt Pearce received from Palm Beach  
**Aug. 7:** INF Casey Turgeon placed on DL  
**Aug. 9:** OF Vaughn Bryan received from Palm Beach  
**Aug. 9:** INF Jacob Wilson sent to Memphis  
**Aug. 9:** RHP Pedro Echemendia sent to Memphis  
**Aug. 11:** RHP Deck McGuire sent to Memphis  
**Aug. 11:** RHP Robby Rowland received from Palm Beach  
**Aug. 11:** RHP Johnny Walter received from Palm Beach  
**Aug. 12:** INF Joey Hawkins received from Johnson City  
**Aug. 12:** INF Bruce Caldwell placed on DL  
**Aug. 16:** OF Nick Martini sent to Memphis  
**Aug. 16:** OF Thomas Spitz received from Palm Beach  
**Aug. 19:** INF Bruce Caldwell activated from DL  
**Aug. 20:** INF Alex Mejia received from Memphis  
**Aug. 20:** INF Joey Hawkins sent to Johnson City  
**Aug. 23:** OF Jhohan Acevedo released by St. Louis  
**Aug. 23:** INF Jacob Wilson received from Memphis  
**Aug. 24:** RHP Lance Lynn received on MLB Rehab  
**Aug. 26:** RHP Ronnie Shaban sent to Memphis  
**Aug. 26:** RHP Chris Perry placed on DL  
**Aug. 26:** RHP Trey Nielsen activated from DL  
**Aug. 26:** RHP Blake McKnight received from Palm Beach  
**Aug. 27:** OF Harrison Bader received from Memphis  
**Aug. 27:** LHP Ian McKinney received from Palm Beach  
**Aug. 27:** RHP Matt Pearce sent to Memphis  
**Aug. 27:** OF Thomas Spitz sent to Palm Beach  
**Aug. 29:** INF Bruce Caldwell sent to Memphis  
**Aug. 29:** RHP Josh Lucas sent to Memphis  
**Aug. 29:** OF Cole Lankford received from Palm Beach  
**Aug. 31:** LHP Austin Gomber activated from DL

## POSTSEASON

**Sept. 6:** INF Bruce Caldwell received from Memphis  
**Sept. 6:** RHP Josh Lucas received from Memphis  
**Sept. 6:** RHP Matt Pearce received from Memphis  
**Sept. 6:** RHP Ronnie Shaban received from Memphis  
**Sept. 6:** RHP Dakota Hudson received from Palm Beach  
**Sept. 6:** LHP Ian McKinney sent to Memphis  
**Sept. 6:** RHP Blake McKnight sent to Memphis  
**Sept. 6:** INF Jonathan Rodriguez placed on TI List  
**Sept. 6:** RHP Johnny Walter sent to Palm Beach  
**Sept. 6:** LHP Justin Wright sent to Memphis  
**Sept. 7:** SS Aledmys Diaz received on MLB Rehab  
**Sept. 10:** C Jesse Jenner placed on DL  
**Sept. 10:** C Chris Rivera received from Memphis

FRONT OFFICE

2017 CARDINALS

2016 REVIEW

HISTORY

MINOR LEAGUES

TEXAS LEAGUE

MISC.

# 2016 TEXAS LEAGUE STATISTICS

## TEAM BATTING

TEAM	AVG	G	AB	R	H	2B	3B	HR	RBI	BB	SO	SB	CS	GIDP	SLG	OBP	LOB
Midland	.260	140	4763	641	1238	248	31	106	587	494	1132	110	55	114	.392	.332	977
<b>Springfield</b>	<b>.256</b>	<b>140</b>	<b>4661</b>	<b>598</b>	<b>1192</b>	<b>188</b>	<b>19</b>	<b>125</b>	<b>552</b>	<b>441</b>	<b>1154</b>	<b>57</b>	<b>48</b>	<b>114</b>	<b>.385</b>	<b>.325</b>	<b>935</b>
Tulsa	.256	139	4652	615	1189	242	18	133	573	443	916	65	33	109	.401	.325	940
NW Arkansas	.253	140	4719	552	1195	232	18	101	498	359	1106	157	48	92	.374	.311	953
Corpus Christi	.248	140	4750	626	1177	235	25	142	579	503	1071	109	51	102	.397	.324	969
Frisco	.246	139	4610	557	1134	208	33	96	527	341	993	79	47	107	.368	.304	863
Arkansas	.241	140	4538	509	1095	194	35	71	458	406	1199	110	84	87	.346	.310	911
San Antonio	.235	140	4647	512	1093	217	30	97	475	373	1182	112	46	96	.357	.298	895

## TEAM PITCHING

TEAM	W-L	ERA	G	CG	SHO	SV	IP	H	R	ER	HR	HB	BB	SO	WP	BK
Midland	78-62	3.46	140	1	13	36	1247.2	1149	570	479	104	58	395	1023	75	0
Corpus Christi	85-55	3.49	140	1	15	55	1272.1	1244	564	493	102	34	345	1132	65	8
NW Arkansas	65-75	3.55	140	0	8	32	1239.2	1159	534	489	122	41	373	1163	60	8
Arkansas	67-73	3.66	140	3	15	40	1222.0	1109	547	497	99	64	464	1093	92	7
Tulsa	68-71	3.70	139	3	9	33	1217.1	1171	581	500	97	50	398	1084	83	3
<b>Springfield</b>	<b>75-65</b>	<b>3.71</b>	<b>140</b>	<b>3</b>	<b>11</b>	<b>44</b>	<b>1239.0</b>	<b>1166</b>	<b>599</b>	<b>511</b>	<b>120</b>	<b>62</b>	<b>433</b>	<b>1058</b>	<b>86</b>	<b>4</b>
San Antonio	58-82	3.92	140	0	14	28	1236.0	1170	602	539	110	45	433	1077	87	8
Frisco	63-76	4.09	139	3	6	32	1213.1	1145	613	551	117	75	519	1123	113	4

## TEAM FIELDING

TEAM	PCT	G	PO	A	E	TC	DP	PB
Arkansas	.987	140	3666	1317	65	5048	123	31
NW Arkansas	.982	140	3720	1322	93	5135	119	13
San Antonio	.980	140	3708	1378	105	5191	153	21
Corpus Christi	.978	140	3817	1367	114	5298	114	15
Frisco	.976	139	3640	1286	119	5045	139	17
Midland	.976	140	3743	1503	131	5377	141	11
<b>Springfield</b>	<b>.975</b>	<b>140</b>	<b>3717</b>	<b>1346</b>	<b>131</b>	<b>5194</b>	<b>126</b>	<b>13</b>
Tulsa	.972	139	3652	1385	147	5184	109	16

# 2016 TEXAS LEAGUE BATTING LEADERS

## BATTING AVERAGE

<b>.297</b>	<b>Luke Voit</b>	<b>SPR</b>
.288	Ronald Guzman	FRI
.288	Mauricio Ramos	NWA
.282	Nick Schulz	SA
.282	Nick Torres	SA

## HOME RUNS

29	Matt Chapman	MID
27	Willie Calhoun	TUL
23	Cody Bellinger	TUL
23	J.D. Davis	CC
<b>22</b>	<b>Paul DeJong</b>	<b>SPR</b>

## RUNS BATTED IN

88	Willie Calhoun	TUL
83	Matt Chapman	MID
81	J.D. Davis	CC
<b>74</b>	<b>Luke Voit</b>	<b>SPR</b>
<b>73</b>	<b>Paul DeJong</b>	<b>SPR</b>
73	Gabriel Quintana	SA

## STOLEN BASES

44	Terrance Gore	NWA
31	Nelson Ward	SA
30	Franklin Barreto	MID
29	Teoscar Hernandez	CC
23	Derek Fisher	CC

## HITS

<b>143</b>	<b>Luke Voit</b>	<b>SPR</b>
139	Mauricio Ramos	NWA
136	Alex Yarbrough	ARK
130	3 others tied	

## RUNS

78	Matt Chapman	MID
75	Willie Calhoun	TUL
<b>70</b>	<b>Luke Voit</b>	<b>SPR</b>
69	Ryan Cordell	FRI

## DOUBLES

34	J.D. Davis	CC
32	Viosergy Rosa	MID
32	Alex Yarbrough	ARK
<b>29</b>	<b>Paul DeJong</b>	<b>SPR</b>
29	2 others tied	

## TRIPLES

8	Franchy Cordero	SA
6	Lewis Brinson	FRI
<b>5</b>	<b>Luke Voit</b>	<b>SPR</b>
5	5 others tied	

## EXTRA-BASE HITS

59	Matt Chapman	MID
58	J.D. Davis	CC
<b>53</b>	<b>Paul DeJong</b>	<b>SPR</b>
53	Wille Calhoun	TUL

## WALKS

74	Derek Fisher	CC
74	Viosergy Rosa	MID
59	Cody Bellinger	CC
59	Matt Chapman	MID
56	Nelson Ward	SA

## GAMES

<b>134</b>	<b>Luke Voit</b>	<b>SPR</b>
<b>132</b>	<b>Paul DeJong</b>	<b>SPR</b>
132	Willie Calhoun	TUL
131	Alex Yarbrough	ARK
130	2 others tied	

## ON-BASE PERCENTAGE

.383	Beau Taylor	MID
.373	Derek Fisher	CC
<b>.372</b>	<b>Luke Voit</b>	<b>SPR</b>
.366	Nick Schulz	SA
.359	Cody Bellinger	TUL

## SLUGGING PERCENTAGE

.521	Matt Chapman	MID
.485	J.D. Davis	CC
.484	Ryan Cordell	FRI
.484	Cody Bellinger	TUL
.477	Ronald Guzman	FRI

## TOTAL BASES

236	Willie Calhoun	TUL
235	J.D. Davis	CC
<b>230</b>	<b>Luke Voit</b>	<b>SPR</b>
<b>228</b>	<b>Paul DeJong</b>	<b>SPR</b>
228	Matt Chapman	MID

## AT-BATS

510	Alex Yarbrough	ARK
503	Willie Calhoun	TUL
<b>496</b>	<b>Paul DeJong</b>	<b>SPR</b>
485	J.D. Davis	CC

## STRIKEOUTS

147	Matt Chapman	MID
<b>144</b>	<b>Paul DeJong</b>	<b>SPR</b>
143	J.D. Davis	CC
140	Viosergy Rosa	MID
138	Gabriel Quintana	SA

## HBP

11	Isiah Kiner-Falefa	FRI
----	--------------------	-----

## INTENTIONAL WALKS

7	Derek Fisher	CC
---	--------------	----

## CAUGHT STEALING

15	Franklin Barreto	MID
----	------------------	-----

## GIDP

20	Mauricio Ramos	NWA
----	----------------	-----

## SACRIFICE FLIES

8	Alex Yarbrough	ARK
---	----------------	-----

FRONT OFFICE

2017 CARDINALS

2016 REVIEW

HISTORY

MINOR LEAGUES

TEXAS LEAGUE

MISC.

# 2016 TEXAS LEAGUE PITCHING LEADERS

## EARNED RUN AVERAGE

2.45	Yender Caramo	NWA
2.86	Chase De Jong	TUL
3.25	Jake Junis	NWA
3.30	Francis Martes	CC
3.31	Kyle Lloyd	SA

## WINS

14	Chase De Jong	TUL
12	Jordan Kipper	ARK
10	Connor Sadzeck	FRI
9	5 others tied	

## SAVES

16	Josh Lucas	SPR
15	Aaron West	CC
14	Jason Jester	SA
13	Brendan McCurry	CC
11	Kevin McCarthy	NWA

## STRIKEOUTS

134	Eric Skoglund	NWA
133	Connor Sadzeck	FRI
131	Francis Martes	CC
125	Chase De Jong	TUL
122	Daniel Poncedeleon	SPR

## INNINGS PITCHED

156.1	Eric Skoglund	NWA
153.0	Jordan Kipper	ARK
151.0	Daniel Poncedeleon	SPR
143.1	Joel Seddon	MID

## LOSSES

13	Ashton Goudeau	NWA
10	Eric Skoglund	NWA
9	Tyler Carpenter	ARK
9	Joel Seddon	MID

## GAMES

47	D.J. Johnson	ARK
46	Michael Johnson	TUL
46	Edward Paredes	ARK
44	Jake Sanchez	MID

## COMPLETE GAMES

2	Trey Nielsen	SPR
2	Chase De Jong	TUL
2	Jordan Kipper	ARK
2	Connor Sadzeck	FRI

## WALKS

57	Victor Alcantara	ARK
56	Daniel Poncedeleon	SPR
52	Scott Barlow	TUL
52	Connor Sadzeck	FRI

## SHUTOUTS

1	5 tied	
---	--------	--

## HOME RUNS ALLOWED

19	Corey Baker	SPR
19	Eric Skoglund	NWA
18	Connor Sadzeck	FRI
15	Chase De Jong	TUL

## GAMES STARTED

27	Daniel Poncedeleon	SPR
27	Eric Skoglund	NWA
26	Joel Seddon	MID
25	2 others tied	

## GAMES FINISHED

25	Jason Jester	SA
25	D.J. Johnson	ARK
25	Mark Peterson	NWA
24	Josh Lucas	SPR

## WINNING PERCENTAGE

.737	Chase De Jong	TUL
------	---------------	-----

## HITS ALLOWED

149	Joel Seddon	MID
-----	-------------	-----

## RUNS ALLOWED

84	Joel Seddon	MID
----	-------------	-----

## EARNED RUNS ALLOWED

70	Joel Seddon	MID
----	-------------	-----

## HIT BATTERS

15	Daniel Poncedeleon	SPR
----	--------------------	-----

## BALKS

2	4 tied	
---	--------	--

## WILD PITCHES

18	Connor Sadzeck	FRI
----	----------------	-----

## TOTAL BATTERS FACED

642	Daniel Poncedeleon	SPR
-----	--------------------	-----

## STOLEN BASES AGAINST

21	Connor Sadzeck	FRI
----	----------------	-----

## CAUGHT STEALING AGAINST

10	Frank Lopez	FRI
----	-------------	-----

## BASERUNNER SB % AGAINST

.500	Francis Martes	CC
.500	Eric Skoglund	NWA
.500	Cy Sneed	CC

## STARTING PITCHERS

### BATTING AVERAGE

.207	Chase De Jong	TUL
.212	Francis Martes	CC
.230	Eric Skoglund	NWA
.231	Daniel Poncedeleon	SPR

### HIGHEST SO/9 IP RATIO

9.23	Francis Martes	CC
8.85	Jake Junis	NWA
8.54	Connor Sadzeck	FRI

### LOWEST BB-IBB/9 IP RATIO

2.04	Jake Junis	NWA
2.13	Eric Skoglund	NWA
2.41	Jordan Kipper	ARK

### FEWEST RUNNERS PER 9IP

9.40	Chase De Jong	TUL
10.19	Eric Skoglund	NWA
10.71	Francis Martes	CC

## RELIEVERS

### BATTING AVERAGE

.218	Jake Sanchez	MID
.232	Sam Bragg	MID
.241	Yender Caramo	NWA

### HIGHEST SO/9 IP RATIO

9.93	Jake Sanchez	MID
9.82	Andres Avila	MID
9.42	Sam Bragg	MID

### LOWEST BB-IBB/9 IP RATIO

1.06	Yender Caramo	NWA
1.44	Aaron West	CC
1.80	Sam Bragg	MID
2.10	Jake Sanchez	MID

### FEWEST RUNNERS PER 9IP

9.86	Yender Caramo	NWA
9.93	Jake Sanchez	MID
10.38	Sam Bragg	MID
11.70	Eric Stout	NWA

FRONT OFFICE

2017 CARDINALS

2016 REVIEW

HISTORY

MINOR LEAGUES

TEXAS LEAGUE

MISC.

# 2016 TEXAS LEAGUE FIELDING LEADERS

## FIRST BASE

Leader -- Gregor, C., CC, .994  
**Games -- Voit, L., SPR, 104**  
**TC -- Voit, L., SPR, 881**  
 PO -- Gregor, C., CC, 815  
**Assists -- Voit, L., SPR, 68**  
 Errors -- Guzman, R., FRI, 10  
 DP -- Guzman, R., FRI, 86

## SECOND BASE

Leader -- Ward, N., SA, .972  
 Games -- Calhoun, W., TUL, 119  
 TC -- Ward, N., SA, 499  
 PO -- Calhoun, W., TUL, 200  
 Assists -- Ward, N., SA, 286  
 Errors -- Calhoun, W., TUL, 21  
 DP -- Ward, N., SA, 80

## THIRD BASE

Leader -- Chapman, M., MID, .971  
**Games -- DeJong, P., SPR, 112**  
 TC -- Chapman, M., MID, 342  
 PO -- Chapman, M., MID, 87  
 Assists -- Chapman, M., MID, 245  
 Errors -- DeJong, P., SPR, 16  
 DP -- Chapman, M., MID, 41

## SHORTSTOP

Leader -- Phillips, A., ARK, .977  
 Games -- Phillips, A., ARK, 100  
 TC -- Phillips, A., ARK, 440  
 PO -- Rondon, J., SA, 154  
 Assists -- Phillips, A., ARK, 299  
 Errors -- Barreto, F., MID, 15  
 DP -- Rondon, J., SA, 76

## OUTFIELD

Leader -- Schulz, N., SA, 1.000  
 Games -- Way, B., ARK, 124  
 TC -- Vertigan, B., MID, 274  
 PO -- Vertigan, B., MID, 281  
 Assists -- Sportman, J.P., MID, 17  
 Errors -- Verdugo, A., TUL, 10  
 DP -- Sportman, J.P., MID, 4

## CATCHER

Leader -- Gallagher, C., NWA, .996  
 Games -- Taylor, B., MID, 83  
 TC -- Gallagher, C., NWA, 713  
 PO -- Gallagher, C., NWA, 648  
 Assists -- Gallagher, C., NWA, 62  
 Errors -- Deglan, K., FRI, 10  
 DP -- Gallagher, C., NWA, 9  
 PB -- McGee, S., ARK, 11

## PITCHERS

Leader -- Caramo, Y., NWA, 1.000  
 Games -- Johnson, D.J., ARK, 47  
 TC -- Seddon, J., MID, 32  
**PO -- Baker, C. and Shaban, R., SPR, 11**  
 Assists -- Caramo, Y., NWA, 25  
**Errors -- Sulbaran, J.C., SPR, 5**  
 DP -- Bracewell, B., MID, 4

## CAUGHT STEALING / STOLEN BASES AGAINST EFFICIENCY

CLUB	CS	SB	ATT	PCT
Corpus Christi	45	56	101	.446
Arkansas	51	69	120	.425
NW Arkansas	49	80	129	.380
Midland	57	111	168	.339
San Antonio	65	135	200	.325
<b>Springfield</b>	<b>43</b>	<b>95</b>	<b>138</b>	<b>.312</b>
Frisco	53	129	182	.291
Tulsa	49	124	173	.283

FRONT OFFICE  
 2017 CARDINALS  
 2016 REVIEW  
 HISTORY  
 MINOR LEAGUES  
 TEXAS LEAGUE  
 MISC.

# HISTORY & RECORDS



## SPRINGFIELD CARDINALS FIRSTS

### OFFENSIVE FIRSTS:

FIRST HIT -- Shaun Boyd -- 4/7/05.....led off game with a double at ARK  
FIRST RUN -- Shaun Boyd -- 4/7/05.....scored on Hanson's HR just three batters into game at ARK  
FIRST HOME RUN -- Travis Hanson -- 4/7/05.....2-run HR just three batters into game at ARK  
FIRST RBI -- Travis Hanson -- 4/7/05.....2-run HR in the 1st inning at ARK  
FIRST SINGLE -- Milko Jaramillo -- 4/7/05.....RBI single in the 5th inning at ARK  
FIRST DOUBLE -- Shaun Boyd -- 4/7/05.....led off game at ARK  
FIRST TRIPLE -- Travis Hanson -- 4/12/05.....RBI triple in the 4th inning vs. TUL  
FIRST HR TO LEAD OFF A GAME -- Kevin Estrada -- 5/9/05.....Top of the 1st inning at SAN  
FIRST WALK-OFF HR -- Tyler Minges -- 4/28/05.....Bottom of the 9th inning in 2-1 victory vs. COR  
FIRST GRAND SLAM -- Tyler Minges -- 4/18/05.....Off Ambiorix Burgos in 8th inning at WIC  
FIRST MULTI-HOMER GAME -- Tyler Minges -- 4/18/05.....two HRs at WIC  
FIRST THREE-HOMER GAME -- Mark Hamilton -- 9/7/07...three in game three of TLDS at TUL  
FIRST STOLEN BASE -- Shaun Boyd -- 4/13/05.....stole 2nd base in the 1st inning at TUL  
FIRST SB ATTEMPT -- Kevin Estrada -- 4/7/05.....caught stealing 2nd in 9th inning at ARK  
FIRST PITCHER WITH A HR -- Jordan Pals -- 4/14/05.....infield single in 4th inning vs. TUL  
FIRST PITCHER WITH A HR -- Jordan Pals -- 5/6/05.....2-run HR in 2nd inning at COR  
FIRST FIVE-HIT GAME -- Juan Lucena -- 5/17/07 at TUL  
FIRST CYCLE -- Domnit Bolivar -- 6/10/11 vs. TUL.....4x5 4 RBI, double, HR, double play, single, triple

### FIRST PITCHER TO RECORD A:

WIN -- Randy Leek -- 4/12/05.....2-1 victory vs. TUL  
LOSS -- Nate Cotton -- 4/7/05.....6-5 loss at ARK  
SAVE -- Josh Kinney -- 4/12/05.....2-1 victory vs. TUL  
STRIKEOUT -- Jeremy Cook -- 4/7/05.....struck out Erick Aybar in 3rd inning at ARK  
WALK -- Jeremy Cook -- 4/7/05.....walked Reggie Willits to lead off 1st inning at ARK  
COMPLETE GAME -- Randy Leek -- 5/29/05.....7-inning 3-0 win in Game 1 of DH at FRI  
COMPLETE GAME SHUTOUT -- Randy Leek -- 5/29/05.....7-inning 3-0 win in Game 1 of DH at FRI  
COMPLETE GAME 9-INN SHUTOUT -- Randy Leek -- 8/14/05.....6-0 win vs. FRI  
FIRST TRIPLE PLAY -- 6/13/12 vs. Arkansas...Greg Garcia to Kolten Wong to Chris Swauger to Kolten Wong. 6-4-3-4

### TEAM FIRSTS

FIRST WIN -- 4/12/05.....2-1 victory in Home Opener vs. TUL  
FIRST LOSS -- 4/7/05.....6-5 loss in Road Opener at ARK  
FIRST SERIES SWEEP -- 6/3/05 - 6/5/05.....3-game sweep vs. FRI  
FIRST SERIES SWEPT -- 4/7/05 - 4/10/05.....4-game sweep at ARK  
FIRST EXTRA INNING GAME -- 4/15/05.....5-4 loss in 10 innings vs. TUL  
FIRST EXTRA INNING WIN -- 5/1/05.....2-1 win in 10 innings vs. COR  
FIRST DOUBLEHEADER -- 5/29/05.....3-0 win in Game 1, 6-5 11-inning loss in Game 2 at FRI  
FIRST PLAYOFF WIN - 9/5/07...4-3 win in Game of TLDS vs TUL  
FIRST PLAYOFF SERIES WIN - 9/7...Completed 3-0 sweep in TLDS vs TUL  
FIRST PLAYOFF LOSS - 9/11/07...6-2 loss in Game 1 of TLCS at SA  
FIRST PLAYOFF SERIES LOSS - 9/15/07...Lost TLCS 3-1 vs SA  
FIRST TEXAS LEAGUE CHAMPIONSHIP - 9/15/12...3-1 Series Win over Frisco in Finals (W, W, L, W)

FRONT OFFICE

2017 CARDINALS

2016 REVIEW

HISTORY

MINOR LEAGUES

TEXAS LEAGUE

MISC.

# HISTORY & RECORDS



## All-Time Opening Day Starting Lineups

### April 7, 2005

Lost to Arkansas, 6-5  
 LF - Shaun Boyd  
 CF - Reid Gorecki  
 3B - Travis Hanson  
 DH - Papo Bolivar  
 C - Gabe Johnson  
 1B - Andy Schutzenhofer  
 RF - Tyler Minges  
 2B - Matt DeMarco  
 SS - Milko Jaramillo  
 P - Jeremy Cook

### April 6, 2006

Lost to Arkansas, 5-4  
 SS - Mike McCoy  
 CF - Reid Gorecki  
 RF - Nick Stavinoia  
 3B - Rico Washington  
 DH - Brian Martin  
 LF - Cody Haerther  
 2B - Jarrett Hoffpauir  
 1B - Matt Dryer  
 C - Iker Franco  
 P - Jordan Pals

### April 5, 2007

Lost to Midland, 7-1  
 LF - Jon Jay  
 RF - Reid Gorecki  
 CF - Colby Rasmus  
 3B - Juan Richardson  
 1B - Joe Mather  
 DH - Rico Washington  
 SS - Tyler Greene  
 C - Bryan Anderson  
 2B - Jarrett Hoffpauir  
 P - Cory Rauschenberger

### April 3, 2008

Lost to Frisco, 6-3  
 CF - Jon Jay  
 2B - Jose Martinez  
 DH - Cody Haerther  
 3B - Allen Craig  
 C - Bryan Anderson  
 RF - Luke Gorsett  
 1B - Mark Hamilton  
 SS - Tyler Greene  
 LF - Shane Robinson  
 P - P.J. Walters

### April 9, 2009

Beat Frisco, 16-4  
 CF - James Rapoport  
 SS - Donovan Solano  
 3B - Brett Wallace  
 C - Tony Cruz  
 LF - Daryl Jones  
 2B - Daniel Descalso  
 RF - Andrew Brown  
 DH - Tyler Henley  
 1B - Brandon Buckman  
 P - Kyle Mura

### April 8, 2010

Lost to Frisco, 3-1  
 CF - Adron Chambers  
 2B - Colt Sedbrook  
 C - Steven Hill  
 3B - Andrew Brown  
 LF - Daryl Jones  
 1B - Curt Smith  
 DH - Charlie Cutler  
 SS - Pete Kozma  
 RF - James Rapoport  
 P - Shaun Garceau

### April 7, 2011

Lost to Frisco, 6-2  
 CF - Tommy Pham  
 SS - Ryan Jackson  
 1B - Matt Adams  
 DH - Steven Hill  
 LF - Aaron Luna  
 3B - Niko Vasquez  
 RF - Alex Castellanos  
 C - Nick Derba  
 2B - Jose Garcia  
 P - Scott Schneider

### April 5, 2012

Lost to Frisco, 1-0  
 SS - Jose Garcia  
 2B - Kolten Wong  
 CF - Oscar Taveras  
 1B - Xavier Scruggs  
 DH - Tommy Pham  
 RF - Adam Melker  
 3B - Niko Vasquez  
 C - Audry Perez  
 LF - Jake Shaffer  
 P - Scott Gorgen

### April 4, 2013

Lost to Corpus Christi, 3-2  
 LF - Mike O'Neill  
 SS - Jake Lemmerman  
 3B - Ruben Gotay  
 1B - Xavier Scruggs  
 DH - Chris Swauger  
 RF - Adam Melker  
 CF - Tommy Pham  
 C - Audry Perez  
 2B - Starlin Rodriguez  
 P - Richard Castillo

### April 3, 2014

Lost to San Antonio, 7-4  
 LF - Mike O'Neill  
 CF - Rafael Ortega  
 RF - James Ramsey  
 1B - Jonathan Rodriguez  
 3B - Patrick Wisdom  
 2B - Greg Miclat  
 SS - Matt Williams  
 C - Travis Tartamella  
 P - Kurt Heyer

### April 9, 2015

Lost to Corpus Christi, 9-4  
 CF - Charlie Tilson  
 SS - Aledmys Diaz  
 2B - Jacob Wilson  
 DH - David Washington  
 1B - Jonathan Rodriguez  
 RF - Breyvic Valera  
 LF - Anthony Garcia  
 3B - Patrick Wisdom  
 C - Michael Ohlman  
 P - Nick Petree

### April 7, 2016

Beat San Antonio, 3-1  
 CF - Harrison Bader  
 SS - Breyvic Valera  
 3B - Paul DeJong  
 1B - Luke Voit  
 RF - David Washington  
 C - Carson Kelly  
 2B - Bruce Caldwell  
 LF - C.J. McElory, Jr.  
 P - Mike Mayers



# CARDINALS ALL-TIME BATTING LEADERS

## BATTING AVERAGE (Minimum 200 AB/team)

Shane Robinson	.361
Daniel Descalso	.326
Tyler Minges	.324
Oscar Taveras	.321
Alex Castellanos	.319
Matt Carpenter	.315
Bryan Anderson	.313
Jermaine Curtis	.308
Rico Washington	.306

## RUNS BATTED IN

Xavier Scruggs	193
Steven Hill	185
Chris Swauger	181
Juan Richardson	156
Jonathan Rodriguez	152
Andrew Brown	143
Cody Haerther	122
Travis Hanson	117
Patrick Wisdom	114
Jose Martinez	113

## DOUBLES

Steven Hill	61
Jonathan Rodriguez	57
Cody Haerther	55
Juan Richardson	53
Xavier Scruggs	50
Pete Kozma	43
Andrew Brown	42
Daryl Jones	42
Travis Hanson	41
Chris Swauger	40

## GAMES

Chris Swauger	332
Jonathan Rodriguez	319
Xavier Scruggs	296
Daryl Jones	284
Steven Hill	270
Mike O'Neill	260
Pete Kozma	250
Jose Garcia	245
Patrick Wisdom	242
Andrew Brown	240
Cody Haerther	240

## RUNS

Daryl Jones	162
Steven Hill	157
Mike O'Neill	157
Jonathan Rodriguez	153
Xavier Scruggs	147
Chris Swauger	147
Andrew Brown	141
Juan Richardson	136
James Rapoport	130
Pete Kozma	121
Cody Haerther	120

## TRIPLES

Daryl Jones	11
Charlie Tilson	10
James Rapoport	9
Tommy Pham	9
Chris Swauger	9
Patrick Wisdom	8
Brandon Yarbrough	8
Antone De Jesus	7
Casey Rowlett	7
Oscar Taveras	7

## AT-BATS

Jonathan Rodriguez	1162
Chris Swauger	1158
Steven Hill	1055
Daryl Jones	1014
Xavier Scruggs	1010
Mike O'Neill	944
Pete Kozma	910
Juan Richardson	874
Andrew Brown	871
Patrick Wisdom	866

## HOME RUNS

Xavier Scruggs	59
Steven Hill	57
Andrew Brown	47
Chris Swauger	38
Juan Richardson	35
Matt Adams	32
Jonathan Rodriguez	32
Colby Rasmus	29
Patrick Wisdom	28
Cody Haerther	27

## STOLEN BASES

Charlie Tilson	48
Jose Garcia	38
Mike McCoy	31
Kevin Estrada	30
James Rapoport	30
Daryl Jones	29
Mike O'Neill	29
Tyler Greene	24
Shaun Boyd	22

## HITS

Chris Swauger	326
Jonathan Rodriguez	310
Steven Hill	299
Mike O'Neill	288
Daryl Jones	267
Juan Richardson	263
Xavier Scruggs	244
Andrew Brown	242
Cody Haerther	236
Jose Garcia	235

## WALKS

Mike O'Neill	157
Jonathan Rodriguez	152
Xavier Scruggs	150
Daryl Jones	122
James Rapoport	108
Andrew Brown	102
Pete Kozma	98
Juan Richardson	93
Jermaine Curtis	92
Mark Hamilton	87
Steven Hill	87

## TOTAL BASES

Steven Hill	539
Chris Swauger	498
Xavier Scruggs	481
Jonathan Rodriguez	469
Andrew Brown	431
Juan Richardson	425
Daryl Jones	394
Cody Haerther	380
Travis Hanson	325

## ON BASE % (Min. 200 AB)

Aaron Luna	.415
Matt Carpenter	.413
Rico Washington	.412
Jermaine Curtis	.409
Shane Robinson	.409
Mike O'Neill	.403
Anthony Garcia	.400
Daniel Descalso	.397
Tyler Minges	.392
Colby Rasmus	.381

FRONT OFFICE

2017 CARDINALS

2016 REVIEW

HISTORY

MINOR LEAGUES

TEXAS LEAGUE

MISC.

# CARDINALS ALL-TIME PITCHING LEADERS

	<b>GAMES</b>		<b>INNINGS PITCHED</b>		<b>GAMES STARTED</b>	
<b>FRONT OFFICE</b>	Justin Wright	168	Jordan Pals	320.0	Jordan Pals	54
	Kevin Thomas	124	Richard Castillo	273.2	Chris Lambert	46
	Ronnie Shaban	109	Nick Additon	259.2	Nick Additon	45
	Cory Doyne	102	Kyle Hald	239.0	Richard Castillo	42
	Joey Donofrio	92	Jonathan Cornelius	236.1	Kyle Hald	42
	Marco Gonzalez	91	Michael Blazek	233.1	Andrew Morales	40
	Deryk Hooker	87	Chris Lambert	232.0	Jonathan Cornelius	38
	Francisco Samuel	85	Corey Baker	229.2	Eric Haberer	37
	Sam Freeman	82	Kevin Thomas	226.2	Stuart Pomeranz	36
Michael Blazek	81	Ryan Kulik	225.1			
<b>2017 CARDINALS</b>	<b>EARNED RUN AVERAGE</b>		<b>WALKS</b>		<b>HITS ALLOWED</b>	
	(Minimum 100.0 IP/team)		Chris Lambert	119	Jordan Pals	363
	Cory Doyne	2.75	Michael Blazek	108	Richard Castillo	310
	Lance Lynn	2.85	Eric Haberer	106	Ryan Kulik	256
	Joey Donofrio	2.93	Seth Blair	99	Kyle Hald	255
	Ryan Sherriff	2.93	Scott Gorgen	94	Jonathan Cornelius	249
	Jess Todd	2.97	Corey Baker	92	Chris Lambert	247
	Trey Hearne	3.22	Richard Castillo	92	Nick Additon	241
	Seth Maness	3.27	Nick Additon	89	Corey Baker	240
	Oscar Alvarez	3.40	Kevin Thomas	88	Andrew Morales	240
<b>2016 REVIEW</b>	Brian Broderick	3.47	Jordan Pals	81	David Kopp	231
	Jaime Garcia	3.50	Ryan Kulik	80		
	<b>WINS</b>		<b>STRIKEOUTS</b>		<b>RUNS ALLOWED</b>	
	Jonathan Cornelius	17	Michael Blazek	236	Jordan Pals	183
	Michael Blazek	16	Kevin Thomas	219	Chris Lambert	164
	Eric Haberer	16	Justin Wright	200	Richard Castillo	143
	Trey Hearne	16	Chris Lambert	199	Ryan Kulik	141
	David Kopp	16	Jordan Pals	191	Corey Baker	138
	Randy Leek	15	Corey Baker	189	Seth Blair	136
	Jordan Pals	15	Scott Gorgen	185	Michael Blazek	131
<b>HISTORY</b>	Nick Additon	15	Nick Additon	183	Kevin Thomas	131
	Richard Castillo	15	Richard Castillo	177	Jonathan Cornelius	130
	Scott McGregor	15	Kyle Hald	177		
	Scott Gorgen	14	Jonathan Cornelius	173	<b>HOME RUNS ALLOWED</b>	
	Kyle Hald	14			Jordan Pals	40
					Michael Blazek	36
					Chris Lambert	35
					Nick Additon	35
					Corey Baker	34
					Richard Castillo	30
<b>MINOR LEAGUES</b>	<b>SAVES</b>		<b>LOSSES</b>		Randy Leek	29
	Keith Butler	32	Chris Lambert	19	Jonathan Cornelius	28
	Francisco Samuel	28	Jonathan Cornelius	18	Seth Blair	27
	Chris Perez	27	Jordan Pals	18	Kyle Hald	27
	Mark Worrell	27	Ryan Kulik	16	Andrew Morales	27
	Cory Doyne	25	Seth Blair	16		
	Fernando Salas	25	Corey Baker	15	<b>WINNING % (Min. 10 Dec.)</b>	
	Ronnie Shaban	22	Richard Castillo	15	Seth Maness	.786 (11-3)
	Eduardo Sanchez	21	Michael Blazek	14	Shelby Miller	.750 (9-3)
	Joey Donofrio	17	Scott Gorgen	14	Lance Lynn	.733 (11-4)
<b>TEXAS LEAGUE</b>	Adam Reifer	17	Kurt Heyer	14	Fernando Salas	.727 (8-3)
	Josh Lucas	16	Gary Daley	13	Trey Hearne	.696 (16-7)
	Josh Kinney	11	Deryk Hooker	13	Randy Leek	.682 (15-7)
	Jorge Rondon	11			Thomas Lee	.667 (8-4)
					Scott McGregor	.652 (15-8)
<b>MISC.</b>					David Kopp	.615 (16-10)
					Kevin Ool	.615 (8-5)

# THE LAST TIME IT HAPPENED

## CARDINALS PINCH-HIT HOME RUN

Jonathan Rodriguez vs. Arkansas off Chris O'Grady 8/8/15, 8th Inning

## CARDINALS BACK-TO-BACK HOME RUNS

Luke Voit and Paul DeJong vs. Corpus Christi 7/8/16 at Hammons Field off Evan Grills

## OPPONENT BACK-TO-BACK HOME RUNS

Matt Chapman and Tyler Marincov of Midland vs. Corey Baker 5/25/16 at Hammons Field

## MULTIPLE HRs BY CARDINAL IN ONE GAME

Jacob Wilson (2 HRs) vs. NW Arkansas 8/23/16 at Hammons Field

## THREE CONSECUTIVE HRs BY CARDINALS

Travis Hanson, Aaron Herr and Juan Diaz vs. Arkansas, July 25, 2005, eighth inning off Mark O'Sullivan

## CARDINAL LEADOFF HOME RUN

Harrison Bader @ Frisco off Sam Wolff 6/3/16

## OPPONENT LEADOFF HOME RUN

Corey Toups of NW Arkansas off Corey Baker 8/25/16 at Hammons Field

## GRAND SLAM BY CARDINAL

Blake Drake vs. Frisco off Richelson Pena at Hammons Field 8/9/16, 5th Inning

## GRAND SLAM BY OPPONENT

Cody Bellinger of Tulsa off Pedro Echemendia at ONEOK Field 7/27/17, 1st inning

## CARDINAL WALK-OFF HOME RUN

Allen Staton in 11th inning vs. NW Arkansas at Hammons Field 8/25/16 off Tim Hill

## OPPONENT WALK-OFF HOMERUN

Kyle Garlick of Tulsa in 10th inning at ONEOK Field 6/22/16 off Ronnie Shaban

## CARDINAL HIT FOR CYCLE

Domnit Bolivar 6/10/11 vs. Tulsa (4x5, 2B, HR, 1B, 3B)  
Eric Duncan 8/28/11 @ Arkansas (4x5, 2B, HR, 3B, 1B)

## FIVE HITS IN ONE GAME BY CARDINAL

Oscar Taveras 5x5 (HR, 2B, 2 RBI, 4 Runs, BB) 6/4/12 vs. Corpus Christi @ Hammons Field

## FOUR STOLEN BASES IN ONE GAME BY CARDINAL

Jose Garcia - July 5, 2011 @ Midland

## HOME RUN BY CARDINAL PITCHER

Michael Blazek vs. Tulsa 6/9/11, 4th inning off Josh Sullivan

## OPPONENT HOME RUN BY PITCHER

Bruce Billings (TUL) at Tulsa 5/21/10, 5th inning off David Kopp

## LONGEST WINNING STREAK

8 games (6/9/07 - 6/17/07)

## LONGEST LOSING STREAK

10 games (7/20/09 - 7/28/09 and 4/21/12 - 4/30/12)

## TEN STRIKEOUTS BY CARDINAL PITCHER

Matt Pearce (11 Ks) vs. NW Arkansas 8/23/16

## MOST CONSECUTIVE WINS BY A CARDINAL STARTING PITCHER

9 Games by Trey Hearne (5/13/09 - 7/12/09)  
9 Games by Brian Broderick (7/17/10 - 9/4/10)

## COMPLETE GAME BY CARDINAL PITCHER

Trey Nielsen 7/20 vs. Arkansas (9IP, 4R, 11H, 6K, 0BB, 101 Pitches)

## CARDINAL POSITION PLAYER PITCHED

Jonathan Rodriguez @ Midland, 8th inning, 8/20/16

## CONSECUTIVE SAVES BY CARDINAL

Chris Perez - 27 (4/10/07 - 7/27/07)

## SHUTOUT BY CARDINAL PITCHER

Corey Baker 8/31/15 @ Tulsa (9IP, 0R, 3H, 4K, 1BB, 100 Pitches)

## NO HITTER BY CARDINAL PITCHER

-

## NO HITTER BY OPPONENT

May 10, 2012 @ NW Arkansas (Greg Holland 1.0 IP, Chris Dwyer 6.2 IP, Brendan Lafferty 0.1 IP, Kendall Volz 1.0 IP) Loss, 2-0.

## COMBINED CARDINAL SHUTOUT

Ian McKinney (6.0 IP), Rowan Wick (2.0 IP) and Blake McKnight (1.0 IP) on 9/2/16 @ Arkansas (5-0 win)

FRONT OFFICE

2017 CARDINALS

2016 REVIEW

HISTORY

MINOR LEAGUES

TEXAS LEAGUE

MISC.

# SPRINGFIELD INDIVIDUAL SINGLE-SEASON RECORDS

FRONT OFFICE

2017 CARDINALS

2016 REVIEW

HISTORY

MINOR LEAGUES

TEXAS LEAGUE

MISC.

## BATTING RECORDS

### AVERAGE (Min. 300 AB)

Tyler Minges (2005) - .324

### GAMES

Travis Hanson (2005) - 137

### AT-BATS

Travis Hanson (2005) - 546

### RUNS

Tyler Minges (2005) - 98

### HITS

Charlie Tilson (2015) - 159

### DOUBLES

Colby Rasmus (2007) - 37  
Oscar Taveras (2012) - 37\* Led Texas League

### TRIPLES

Charlie Tilson (2015) - 9

### HOME RUNS

Matt Adams (2011) - 32

### RBI

Matt Adams (2011) - 101\* Led Texas League

### WALKS

Xavier Scruggs (2013) - 82\* Led Texas League

### STRIKEOUTS

Xavier Scruggs (2013) - 177

### STOLEN BASES

Charlie Tilson (2015) - 46

### SLUGGING PERCENTAGE (Min. 300 PA)

Oscar Taveras (2012) - .572\* Led Texas League

### TOTAL BASES

Oscar Taveras (2012) - 273\* Led Texas League

### ON-BASE PERCENTAGE (Min. 300 PA)

Mike O'Neill (2013) - .431

### ERRORS

Travis Hanson (2005) - 36

## PITCHING RECORDS

### ERA (Min. 100 IP)

Brian Broderick (2010) - 2.77

### GAMES

Fernando Salas (2008) - 60

### WINS

Randy Leek (2005) - 15

### LOSSES

Sam Gaviglio (2014) - 12

### SAVES

Mark Worrell\* (2006), Chris Perez (2007) - 27

### GAMES STARTED

Nick Additon (2010) Randy Leek (2005), Jordan Pals (2005 and 2006), Mike Parisi (2006) and Daniel Poncedeleon (2016) - 27

### COMPLETE GAMES

Randy Leek (2005) - 3

### SHUTOUTS

Randy Leek (2005) - 2

### INNINGS PITCHED

Randy Leek (2005) - 185.2

### STRIKEOUTS

Michael Blazek (2011) - 128

### WALKS

Eric Haberer (2007) - 72\* Led Texas League

### HIT BATTERS

Gary Daley (2010) - 18\* Led Texas League

### HOME RUNS ALLOWED

Randy Leek (2005) - 29\* Led Texas League

### WINNING % (Min. 10 Decisions)

Brian Broderick (2010) - .846 (11-2)

### LOWEST OPPONENTS BA (Min. 100 IP)

Jess Todd (2008) - .216

### WILD PITCHES

Kevin Thomas (2011) - 18\* Led Texas League

# SPRINGFIELD INDIVIDUAL SINGLE GAME RECORDS

## OFFENSE

### **RUNS**

Shaun Boyd	4 (8/10/05 @ Frisco)
Cody Haether	4 (7/9/06 @ Tulsa)
Colby Rasmus	4 (8/19/07 @ Corpus Christi)
Mark Shorey	4 (6/18/08 @ Arkansas)
Brett Wallace	4 (4/9/09 vs. Frisco)
Daryl Jones	4 (4/9/09 vs. Frisco)
Curt Smith	4 (6/4/10 @ Corpus Christi)
Pete Kozma	4 (8/14/10 vs. San Antonio)
Oscar Taveras	4 (6/4/12 vs. Corpus Christi)
Xavier Scruggs	4 (6/10/12 vs. Arkansas)
Mike O'Neill	4 (6/14/13 @ NW Arkansas)
James Ramsey	4 (7/7/13 vs. San Antonio)
James Ramsey	4 (7/23/13 vs. Tulsa)
Mason Katz	4 (6/25/16 vs. Arkansas)

### **HITS**

Jose Martinez	5 (8/19/07 @ Corpus Christi)
Steven Hill	5 (4/21/09 @ Midland)
Aaron Luna	5 (4/14/11 vs. Frisco)
Matt Adams	5 (5/25/11 vs. Corpus Christi)
Shane Robinson	5 (7/20/11 vs. Tulsa)
Oscar Taveras	5 (6/4/12 vs. Corpus Christi)

### **DOUBLES**

Jeremy Hazelbaker	4 (6/5/15 vs. Midland)
-------------------	------------------------

### **TRIPLES**

Daniel Descalso	2 (4/27/09 @ NW Arkansas)
Daryl Jones	2 (6/2/10 @ Corpus Christi)
Jermaine Curtis	2 (5/23/11 @ Tulsa)
Kolten Wong	2 (4/6/12 vs. Frisco)
Harrison Bader	2 (6/22/16 @ Tulsa)

### **HOME RUNS**

Last by Jacob Wilson	2 (8/23/16 vs. NW Arkansas)
----------------------	-----------------------------

### **RUNS BATTED IN**

Rico Washington	7 (4/11/06 @ Tulsa)
Terry Evans	7 (6/10/06 vs. Arkansas)
Colby Rasmus	7 (5/29/07 vs. San Antonio)
Andrew Brown	7 (4/18/10 vs. Midland)

### **WALKS**

Reid Gorecki	4 (6/13/06 vs. Arkansas)
Brandon Yarbrough	4 (8/13/08 vs. San Antonio)
Greg Garcia	4 (5/14/12 @ Arkansas)
Matt Williams	4 (4/6/14 vs. Corpus Christi)

### **STRIKEOUTS**

Xavier Scruggs	6 (8/24/12 @ NW Arkansas)
----------------	---------------------------

### **STOLEN BASES**

Jose Garcia	4 (7/5/11 @ Midland)
-------------	----------------------

### **EXTRA-BASE HITS**

Steven Hill	4 (4/21/09 @ Midland)
Tommy Pham	4 (8/13/10 vs. Corpus Christi)
Jeremy Hazelbaker	4 (6/5/15 vs. Midland)

### **TOTAL BASES**

Tommy Pham	12 (8/13/10 vs. Corpus Christi)
Shane Robinson	12 (7/20/11 vs. Tulsa)
Harrison Bader	12 (5/10/16 @ Tulsa)

### **HIT FOR THE CYCLE**

Domnit Bolivar	6/10/11 vs. Tulsa
Eric Duncan	8/28/11 @ Arkansas

## PITCHING

### **INNINGS PITCHED (Starter)**

Last by Trey Nielsen	9.0 (7/20/16 vs. Arkansas)
----------------------	----------------------------

### **INNINGS PITCHED (Reliever)**

Jess Todd	7.1 (7/19/08 vs. Arkansas)
-----------	----------------------------

### **RUNS ALLOWED**

Jordan Pals	11 (7/19/06 @ Wichita)
Kevin Thomas	11 (7/4/11 @ Midland)

### **HITS ALLOWED**

Jeremy Cook	13 (5/25/05 @ Midland)
Randy Leek	13 (6/26/05 vs. San Antonio)
Trey Hearne	13 (7/18/09 vs. NW Arkansas)

### **FEWEST HITS ALLOWED (CG, 9 Innings)**

Brian Broderick	2 (6/4/10 @ Corpus Christi)
-----------------	-----------------------------

### **FEWEST HITS ALLOWED (CG, 7 Innings)**

Ryan Kulik	1 (7/12/10 Game 1 vs. Midland)
------------	--------------------------------

### **STRIKEOUTS**

Trey Hearne	13 (5/8/09 vs. NW Arkansas)
-------------	-----------------------------

### **WALKS**

Nick Additon	9 (7/28/09 @ Arkansas)
Shaun Garceau	9 (5/5/10 @ NW Arkansas)

### **HOME RUNS ALLOWED**

Randy Leek	4 (7/19/05 vs. Wichita)
Jordan Pals	4 (7/24/06 vs. Arkansas)
Gary Daley	4 (6/16/10 vs. Arkansas)
David Kopp	4 (5/30/11 vs. San Antonio)
Michael Blazek	4 (2x, 5/17/11 vs. Midland and 6/14/11 @ Arkansas)
Brett Zawacki	4 (7/19/11 vs. Tulsa)
Corey Baker	4 (5/25/16 vs. Midland)

### **HIT BATTERS**

Eric Haberer	4 (5/17/08 @ Tulsa)
--------------	---------------------

### **WILD PITCHES**

Chris Lambert	3 (7/26/06 vs. Arkansas)
Jaime Garcia	3 (4/28/07 vs. Tulsa)
Kevin Ool	3 (5/22/07 @ San Antonio)
Shaun Garceau	3 (5/5/10 @ NW Arkansas)
Scott Schneider	3 (4/7/11 @ Frisco)
Kevin Thomas	3 (2x, 6/17/11 @ NW Arkansas and 7/9/11 vs. Frisco)
Jordan Swagerty	3 (6/23/15 vs. Tulsa)

### **BALKS**

Chris Lambert	2 (6/25/05 vs. San Antonio)
Michael Blazek	2 (7/8/11 vs. Frisco)
Scott Schneider	2 (7/29/11 vs. NW Arkansas)

### **CYCLES AGAINST**

Will Venable, San Antonio	(5/30/2007 @ Springfield)
Zach Borenstein, Arkansas	(4/20/2014 @ Springfield)

FRONT OFFICE

2017 CARDINALS

2016 REVIEW

HISTORY

MINOR LEAGUES

TEXAS LEAGUE

MISC.

## SPRINGFIELD SINGLE GAME TEAM RECORDS

FRONT OFFICE	<p><b>Longest Winning Streak:</b> 8 (June 9-17, 2007)  <b>Longest Winning Streak to Start a Season:</b> 1 (April 9, 2009 and April 7, 2016)  <b>Longest Home Winning Streak:</b> 10 (June 24, 2007 - July 21, 2007)  <b>Longest Road Winning Streak:</b> 12 (June 9, 2007 - June 30, 2007)  <b>Longest Winning Streak vs. One Team:</b> 9 (July 12, 2012 - July 28, 2012 vs. NW Arkansas)  <b>Longest Losing Streak:</b> 10 (2x, May 8 - May 18, 2008 and April 21 - May 1, 2012)  <b>Longest Losing Streak to Start a Season:</b> 6 (April 3- April 8, 2008)</p>
2017 CARDINALS	<p><b>Longest Home Losing Streak:</b> 8 (May 23 - June 6, 2013)  <b>Longest Road Losing Streak:</b> 10 (April 23 - May 12, 2012)  <b>Longest Losing Streak vs. One Team:</b> 10 (Jun 22 - August 26, 2014 vs. Arkansas)  <b>Most Runs in a Game:</b> 20 (2x, April 17, 2007 vs. Tulsa and June 10, 2012 vs. Arkansas)  <b>Most Runs (Opponent):</b> 21 (Aug. 20, 2013 vs. NW Arkansas)  <b>Most Runs in an Inning:</b> 10 (2x, April 17, 2008 vs. Tulsa and May 19, 2010 vs. Arkansas)  <b>Most Runs in an Inning (Opponent):</b> 14 (5th, June 12, 2015 @ Arkansas)  <b>Most Combined Runs in a Game:</b> 29 (Aug. 12, 2012 @ Corpus Christi, Loss 20-9)  <b>Largest Margin of Victory:</b> 17 (June 10, 2012 vs. Arkansas)  <b>Largest Margin of Deafeat:</b> 15 (2x, Aug. 5, 2005 @ Arkansas and Aug. 20, 2013 vs. NW Arkansas)</p>
2016 REVIEW	<p><b>Most Hits:</b> 24 (June 10, 2012 vs. Arkansas)  <b>Most Hits (Opponent):</b> 22 (2x, May 25, 2005 @ Midland and April 15, 2012 @ Midland)  <b>Fewest Hits:</b> 0 (May 10, 2012 @ NW Arkansas)  <b>Fewest Hits (Opponent):</b> 1 (4x, 6/5/05 vs. FRI, 7/12/10 Gm1 vs. MID, 4/5/13 @ CC, 8/3/13 @ ARK)  <b>Longest Hitting Streak:</b> 18 (4x, Travis Hanson, Aug. 11, 2005 - Aug. 29, 2005; Tyler Greene, July 10, 2008 - Promotion; Tony Cruz, June 15, 2010 - July 9, 2010; Audry Perez May 30, 2012 - July 2, 2012; Michael Ohlman, May 26, 2015 - June 22, 2015; Charlie Tilson, July 8, 2015 - July 26, 2015)  <b>Most Home Runs in a Game:</b> 7 (July 8, 2016 vs. Corpus Christi)  <b>Most Home Runs in a Game (Opponent):</b> 7 (July 19, 2011 vs. Tulsa)  <b>Most Doubles in a Game:</b> 9 (July 14, 2008 @ Tulsa)  <b>Most Doubles in a Game (Opponent):</b> 9 (Aug. 11, 2015 @ Midland)  <b>Most Triples in a Game:</b> 3 (June 19, 2008 @ Arkansas)  <b>Most Triples in a Game (Opponent):</b> 3 (July 25, 2007 @ Arkansas)  <b>Most Stolen Bases:</b> 7 (July 11, 2006 vs. Corpus Christi)  <b>Most Stolen Bases (Opponent):</b> 8 (August 24, 2011 vs. NW Arkansas)  <b>Most Walks Drawn:</b> 11 (3x, May 23, 2007 @ San Antonio, May 12, 2013 vs. NW Arkansas and May 2, 2016 vs. Arkansas)  <b>Most Walks Allowed:</b> 13 (June 12, 2015 @ Arkansas - TL record 10 BB in 5th inning)  <b>Most Strikeouts on Offense (9-Inning game):</b> 18 (July 25, 2013 vs. NW Arkansas)  <b>Most Strikeouts (Opponent, 9-Inning Game):</b> 19 (May 8, 2009 vs. NW Arkansas)  <b>Most Runners Left on Base:</b> 19 (July 14, 2008 Game Two @ Tulsa)  <b>Most Runs Batted In:</b> 18 (April 17, 2008 vs. Tulsa)  <b>Most Double Plays Turned in a Game:</b> 6 (April 11, 2014 @ San Antonio)  <b>Most Double Plays Hit Into in a Game:</b> 5 (2x, May 3, 2008 vs. Arkansas and May 16, 2013 @ Tulsa, 15 innings)  <b>Most Triple Plays:</b> 1 (2x, June 12, 2012 vs. Arkansas and July 24, 2016 @ NW Arkansas)  <b>Most Errors in a Game:</b> 6 (April 10, 2014 @ San Antonio)  <b>Longest Game (Innings):</b> 20 (May 11, 2013 vs. NW Arkansas)  <b>Longest Game Time:</b> 5:38 (May 11, 2013 vs. NW Arkansas, 20 Innings)  <b>Longest Game Time (9 Innings):</b> 3:59 (August 17, 2013 @ Midland)  <b>Shortest Game Time (9 Innings):</b> 1:46 (Sept. 1, 2008 @ Arkansas)  <b>Largest Home Crowd (Regular Season):</b> 11,818 (July 4, 2013 vs. Corpus Christi)  <b>Largest Home Crowd (Playoffs):</b> 8,703 (Sept. 14, 2007 vs. San Antonio)  <b>Largest Season Attendance:</b> 526,630 (2005)</p>
HISTORY	
MINOR LEAGUES	
TEXAS LEAGUE	
MISC.	



# ALL-TIME PLAYOFF STATISTICS

FRONT OFFICE

2017 CARDINALS

2016 REVIEW

HISTORY

MINOR LEAGUES

TEXAS LEAGUE

MISC.

PITCHERS	W-L	ERA	G	GS	CG	SHO	SV	SVO	IP	H	R	ER	HR	HB	BB	IBB	SO	BK	WP	GO/ABO	DP	WHIP	AVG	AB
Addon, Nick	0-0	6.00	1	1	0	0	0	0	6.0	4	4	4	2	0	1	0	7	0	0	0.57	0	0.83	182	22
Baker, Corey	0-0	***	1	0	0	0	0	0	0.0	2	1	1	0	1	1	0	0	0	0	0	0	1.000	2	0
Blazek, Michael	0-0	0.00	2	0	0	0	0	0	3.0	1	0	0	0	1	0	0	3	0	0	1.50	0	0.33	100	10
Boggs, Mitchell	1-1	5.73	2	2	0	0	0	0	11.0	12	9	7	2	0	5	0	5	0	1	1.25	0	1.55	267	45
Broderick, Brian	1-0	3.00	1	1	0	0	0	0	6.0	5	2	2	1	0	0	0	5	0	0	0.63	0	0.83	217	23
Butler, Keith	0-0	0.00	5	0	0	0	5	5	5.0	3	0	0	0	1	1	0	6	0	0	2.50	1	0.80	176	17
Burnsma, Jason	0-0	26.95	2	0	0	0	0	0	1.2	6	5	5	0	1	0	0	2	0	0	1.00	0	3.59	600	10
Daley, Gary	0-0	0.00	1	0	0	0	0	0	2.0	1	0	0	0	0	1	0	2	0	0	4.00	2	1.00	200	5
Daniels, Adam	0-1	40.80	1	1	0	0	0	0	1.1	5	7	6	0	0	2	0	2	0	0	1.00	0	5.26	500	10
Delgado, Ramon	0-0	2.45	2	0	0	0	0	0	3.2	1	1	1	0	0	1	0	3	0	0	1.67	0	0.54	083	12
Dickson, Brandon	0-0	1.29	1	1	0	0	0	0	7.0	6	1	1	0	0	2	0	4	1	0	1.00	0	1.14	222	27
Eager, Thomas	0-0	6.75	2	0	0	0	0	0	4.0	3	3	3	2	1	2	0	4	0	1	0.75	0	1.25	214	14
Fick, Chuckie	0-1	0.00	2	0	0	0	0	0	2.0	2	1	0	0	0	1	0	1	0	0	4.00	1	1.50	250	8
Fiske, Justin	0-0	0.00	2	0	0	0	0	0	2.1	3	0	0	0	0	1	0	2	0	0	4.00	1	1.90	333	9
Fornataro, Eric	1-0	1.50	5	0	0	0	0	0	6.0	5	1	1	1	0	0	0	5	0	0	1.40	0	0.83	238	21
Frevert, Matt	0-0	3.67	2	0	0	0	0	0	2.2	3	2	1	0	0	0	0	1	0	0	0.00	0	1.12	273	11
Gomber, Austin	0-0	2.08	1	1	0	0	0	0	4.1	6	1	1	1	0	1	0	8	0	1	0.50	1	1.62	353	17
Gonzalez, Marco	0-0	0.00	2	0	0	0	0	0	2.1	1	0	0	0	0	0	0	1	0	0	0.20	0	0.46	125	8
Gorgern, Scott	2-2	2.13	4	2	0	0	0	1	12.2	12	4	3	3	0	3	0	12	0	1	1.00	0	1.18	245	49
Gregerson, Luke	0-0	6.00	3	0	0	0	1	1	3.0	3	2	2	0	0	4	0	1	0	0	1.67	0	2.33	250	12
Haberer, Eric	0-0	3.68	2	1	0	0	0	0	7.1	8	3	3	0	0	4	0	4	0	0	1.25	1	1.64	286	28
Hawkins, Chandler	0-0	13.50	3	0	0	0	0	0	2.2	6	4	4	1	0	1	0	2	0	1	1.00	0	2.63	462	13
Hearne, Trey	0-2	32.34	2	2	0	0	0	0	1.2	9	10	6	1	0	4	0	2	0	1	0.50	0	7.78	692	13
Hergel, Kevin	0-0	3.00	1	0	0	0	0	0	3.0	1	1	1	1	0	0	0	4	0	0	0.67	0	0.33	091	11
Hooker, Deryk	1-0	6.00	3	0	0	0	0	0	3.0	2	2	2	1	0	1	0	5	0	0	0.00	0	1.00	200	10
Hudson, Dakota	0-0	0.00	2	0	0	0	1	1	1.1	0	0	0	0	0	0	0	1	0	0	3.00	0	0.00	000	4
King, Blake	0-0	0.00	3	0	0	0	2	2	2.1	2	0	0	0	0	2	0	4	0	0	0.00	0	1.72	222	9
Kopp, David	0-1	3.38	1	1	0	0	0	0	5.1	5	3	2	2	0	4	0	5	0	0	4.00	0	1.69	278	18
Kulik, Ryan	0-0	0.00	1	0	0	0	0	0	2.1	0	0	0	0	0	2	0	1	0	0	1.00	0	0.86	000	7
Lucas, Josh	0-1	8.00	3	0	0	0	0	0	3.0	7	4	3	0	0	3	1	4	0	0	5.00	0	3.33	467	15
Lynn, Lance	0-0	14.55	1	1	0	0	0	0	4.1	6	7	7	2	1	4	0	5	0	1	1.00	0	2.31	316	19
Maness, Seth	0-1	2.08	2	2	0	0	0	0	13.0	10	5	3	1	1	1	0	8	0	0	2.00	0	0.85	213	47
Martinez, Carlos	1-0	4.91	2	2	0	0	0	0	11.0	11	6	6	2	1	4	0	9	0	2	4.75	3	1.36	256	43
McClellan, Kyle	0-0	0.00	4	0	0	0	0	0	4.2	3	0	0	0	0	1	0	3	0	0	0.57	0	0.86	176	17
McGregor, Scott	1-0	1.17	1	1	0	0	0	0	7.2	9	2	1	1	0	1	0	2	0	0	3.00	1	1.30	321	28
Motte, Jason	0-0	12.00	4	0	0	0	0	1	3.0	6	4	4	1	1	5	0	3	0	1	0.50	0	3.67	429	14
Mulligan, Casey	0-1	10.78	1	0	0	0	0	0	1.2	2	2	2	1	0	0	0	0	0	1	0.25	0	1.20	400	5
Nielsen, Trey	0-0	3.18	2	0	0	0	0	0	5.2	6	2	2	0	1	2	1	5	0	1	0.83	1	1.41	300	20
Pearce, Matt	0-1	6.75	1	1	0	0	0	0	4.0	8	3	3	2	1	1	0	3	0	0	0.50	0	2.25	421	19
Poncedeleon, Daniel	0-0	18.00	1	1	0	0	0	0	2.0	4	4	4	0	0	3	0	1	0	0	0.67	0	3.50	400	10
Rauschenberger, Cory	1-0	1.35	1	1	0	0	0	0	6.2	5	1	1	0	0	3	0	6	0	0	1.33	1	1.20	217	23
Rowland, Robby	0-1	4.50	2	0	0	0	0	0	2.0	4	2	1	1	0	0	0	3	0	0	1.00	0	2.00	364	11
Russ, Chris	1-0	3.37	3	0	0	0	0	0	2.2	5	1	1	0	0	1	0	1	0	0	3.00	1	2.25	417	12
Sanchez, Eduardo	0-0	27.00	1	0	0	0	0	0	1.0	3	3	3	1	0	0	0	0	0	0	0.50	0	3.00	500	8
Scherer, Matthew	1-0	0.00	3	0	0	0	0	0	4.2	2	0	0	0	0	1	1	3	0	0	1.20	0	0.64	133	15
Shaban, Ronnie	0-0	12.00	2	0	0	0	0	0	3.0	7	4	4	1	0	1	0	2	0	0	0.75	0	2.67	438	16
Siegrist, Kevin	1-1	4.22	2	2	0	0	0	0	10.2	12	6	5	1	0	4	0	9	0	1	3.67	1	1.50	300	40
Sulbaran, J.C.	0-0	19.29	1	1	0	0	0	0	2.1	7	5	5	3	0	2	0	1	0	2	2.00	0	3.86	563	12
Thomas, Kevin	0-0	3.24	4	0	0	0	0	0	8.1	7	3	3	0	1	3	2	9	0	2	11.00	1	1.20	226	31
Wacha, Michael	0-0	0.00	2	0	0	0	0	0	3.0	2	0	0	0	0	0	0	5	0	0	3.00	0	0.67	182	11
Walters, P.J.	0-1	2.57	2	2	0	0	0	0	14.0	12	4	4	2	0	4	1	4	0	0	1.31	1	1.14	245	49
Webber, Nicholas	0-0	0.00	1	0	0	0	0	0	1.2	1	0	0	0	0	3	1	3	0	0	2.00	0	2.40	167	8
Whiting, Boone	1-0	1.29	1	1	0	0	0	0	7.0	1	1	1	0	0	2	0	4	0	1	1.14	0	0.43	048	21
Wick, Rowan	1-0	0.00	2	0	0	0	0	0	2.0	2	0	0	0	0	0	0	2	0	0	1.00	0	1.00	286	7
Wright, Justin	0-0	4.16	3	0	0	0	0	0	4.1	3	2	2	0	0	0	0	4	0	0	0.40	0	0.69	200	15
Zuercher, Zachary	0-0	22.50	2	0	0	0	0	0	2.0	6	5	5	1	0	2	0	3	0	1	0.50	0	4.00	500	12
<b>Total-All Pitchers</b>	<b>13-15</b>	<b>4.53</b>	<b>28</b>	<b>28</b>	<b>0</b>	<b>0</b>	<b>9</b>	<b>11</b>	<b>250.1</b>	<b>268</b>	<b>143</b>	<b>126</b>	<b>38</b>	<b>12</b>	<b>95</b>	<b>7</b>	<b>204</b>	<b>1</b>	<b>19</b>	<b>1.69</b>	<b>17</b>	<b>1.77</b>	<b>277</b>	<b>969</b>



# SPRINGFIELD CARDINALS ALL-TIME ROSTER & JERSEY NUMBERS

<b>A</b>	<p>Jhohan Acevedo, 2016 (#30)            Matt Adams, 2011, 2013 (#25, #36)            Nick Additon, 2009-11 (#32, #15, #11)            Alan Ahmady, 2011-12 (#38, #23)            Vance Albitz, 2012-13 (#32, #25, #16)            Jose Almarante, 2013 (#25)            Oscar Alvarez, 2005 (#31, #33)            Bryan Anderson, 2007-08 (#8, #7)            Rick Ankiel, 2005 (#32, #18)            Matt Arburr, 2009 (#41)            Josh Axelson, 2005 (#28)</p>	<p>Paul DeJong, 2016 (#12)            Ramon Delgado, 2010-11, 2013 (#19, #16)            Matt DeMarco, 2005 (#3)            Nick Derba, 2009-12 (#23, #31, #21, #18)            Daniel Descalso, 2008-09 (#10, #3)            Josh Dew, 2008 (#19, #39)            Mark Diapoules, 2010 (#40)            Aledmys Diaz, 2014-16 (#31, #16, #43)            Juan Diaz, 2005-06 (#37)            Brandon Dickson, 2008-09 (#24)            Joey Donofrio, 2014-16 (#15, #43)            Dennis Dove, 2006 (#36)            Cory Doyne, 2005-06 (#35, #38)            Blake Drake, 2016 (#26)            Matt Dryer, 2006 (#40)            Eric Duncan, 2011 (#15)</p>
<b>B</b>	<p>Harrison Bader, 2016 (#33, #5)            Cory Baker, 2013-16 (#12, #21, #11, #31, #32, #38)            Kyle Barraclough, 2015 (#27)            Alan Benes, 2005 (#39)            Jeremy Berg, 2014 (#43)            Larry Bigbie, 2006 (#22)            Logan Billbrough, 2014 (#19)            Buddy Blair, 2005 (#16)            Seth Blair, 2013-14 (#43, #25)            Michael Blazek, 2011-13 (#33, #34)            Mitchell Boggs, 2007 (#12)            Domnit Bolivar, 2011 (#3)            Papo Bolivar, 2005 (#15)            Shaun Boyd, 2005-06 (#4, #8)            John Brebbia, 2016 (#22, #43)            Brian Broderick, 2009-10 (#25, #34)            Andrew Brown, 2008-10 (#22, #18)            Vaughn Bryan, 2016 (#21)            Brandon Buckman, 2008-09 (#25, #44)            Keith Butler, 2012-13 (#38, #29, #46)            Jason Buursma, 2010 (#25)</p>	<p>Tom Eager, 2010 (#33)            Pedro Echemendia, 2016 (#39)            Cal Eldred, 2005 (#36)            Juan Encarnacion, 2007 (#40)            Kevin Estrada, 2005-06 (#8, #28, #12)            Terry Evans, 2006 (#40, 22)</p>
<b>C</b>	<p>Bruce Caldwell, 2015-16 (#7, #8)            Daniel Calhoun, 2011 (#38)            Carmen Cali, 2006 (#31)            Robinson Cancel, 2005 (#18)            Chris Carpenter, 2008, 2013 (#41, #37)            Matt Carpenter, 2010, 2012, 2016 (#7, #40, #5)            Alex Castellanos, 2011 (#18)            Hugo Castellanos, 2007 (#26)            Juan Castillo, 2013 (#29)            Richard Castillo, 2011-13 (#27, #12, #33)            Troy Cate, 2006 (#28)            Andy Cavazos, 2005-06 (#25, #36)            Adron Chambers, 2010 (#31)            Matt Clement, 2008 (#33)            Maikel Cleto, 2011 (#41)            Kyle Conley, 2012 (#35)            Jeremy Cook, 2005 (#40)            Tim Cooney, 2013 (#47)            Michael Cooper, 2007 (#38)            Jonathan Cornelius, 2013-15 (#28, #29)            Chris Corrigan, 2012-13 (#32, #46) *DNP in '13 in SPR            Nate Cotton, 2005 (#35)            Zack Cox, 2011 (#7)            Allen Craig, 2007-2008, 2011 (#5, #44)            Brad Cresse, 2005 (#18, #22)            Luis Cruz, 2015-16 (#26, #25)            Tony Cruz, 2009-10, 2014 (#10, #16, #5)            Jeremy Cummings, 2005 (#34)            Jermaine Curtis, 2010-12 (#30, #21, #5, #22)            Charlie Cutler, 2010-11 (#16, #30, #37)</p>	<p><b>F</b>            Anthony Ferrara, 2012-14 (#40, #44, #33)            Anthony Ferrari, 2005 (#30)            Mike Ferris, 2007 (#28)            Chuckie Fick, 2009-10 (#30)            Justin Fiske, 2008-09 (#31)            Mike Folli, 2009-10 (#8)            Eric Fornataro, 2012 (#51)            Iker Franco, 2006 (#24)            Samuel Freeman, 2009, 2011-12 (#30, #12)            David Freese, 2009-10 (#25)            Matt Frevort, 2011 (#26)            Nick Frey, 2016 (#22)            Brian Fuentes, 2012 (#40)            Brad Furnish, 2008-09 (#32)</p>
<b>D</b>	<p>Gary Daley, 2009-10 (#44, #33, #51)            Adam Daniels, 2007-08 (#36, #22, #32)            Sean Danielson, 2007 (#27)            Luis De La Cruz, 2010 (#30)            Eddie Degerman, 2009 (#22)            Antonio DeJesus, 2009-10 (#5, #23)</p>	<p><b>G</b>            Shaun Garceau, 2010 (#12)            Anthony Garcia, 2015-16 (#44, #21)            Isa Garcia, 2008 (#16)            Greg Garcia, 2012, 2014 (#10, #7, #3)            Jaime Garcia, 2007-08, '12, '14, '15 (#24, #57, #39, #40)            Jose Garcia, 2006-07 (#22, #29)            Jose Garcia, 2009-12 (#28, #11, #12, #3)            Silfredo Garcia, 2015 (#39)            Justin Garza, 2006 (#28)            John Gast, 2011-12 (#16, #27)            Sam Gaviglio, 2014 (#22)            Derek Gibson, 2015 (#19)            Troy Glaus, 2009 (#41)            Jose Godoy, 2016 (#7)            Austin Gomber, 2016 (#32)            Marco Gonzales, 2014-15 (#44, #43)            Jose Gonzalez, 2015 (#30)            Marco Gonzalez, 2008-09 (#51, #35)            Reid Gorecki, 2005-07 (#11, #3, #7)            Scott Gorgen, 2009-10, 2012-13 (#16, #24, #29, #21, #32)            Luke Gorsett, 2008 (#25)            Ruben Gotay, 2013 (#18)            Khalil Greene, 2009 (#36)            Tyler Greene, 2007-2008 (#15, #8)            Nick Greenwood, 2011, 2013 (#32)            Luke Gregerson, 2008 (#23, #21)            Henry Guerrero, 2007 (#36, 7, 24)</p>
<b>H</b>	<p>Eric Haberer, 2006-2007 (#19)            Cody Haerther, 2005-2008 (#16, #15, #10)            Kyle Hald, 2014-15 (#30, #22)            Mark Hamilton, 2007-09 (#25, #15)            Travis Hanson, 2005-06 (#23, #22, #16)</p>	<p><b>E</b>            Anthony Ferrara, 2012-14 (#40, #44, #33)            Anthony Ferrari, 2005 (#30)            Mike Ferris, 2007 (#28)            Chuckie Fick, 2009-10 (#30)            Justin Fiske, 2008-09 (#31)            Mike Folli, 2009-10 (#8)            Eric Fornataro, 2012 (#51)            Iker Franco, 2006 (#24)            Samuel Freeman, 2009, 2011-12 (#30, #12)            David Freese, 2009-10 (#25)            Matt Frevort, 2011 (#26)            Nick Frey, 2016 (#22)            Brian Fuentes, 2012 (#40)            Brad Furnish, 2008-09 (#32)</p>

FRONT OFFICE

2017 CARDINALS

2016 REVIEW

HISTORY

MINOR LEAGUES

TEXAS LEAGUE

MISC.

# SPRINGFIELD CARDINALS ALL-TIME ROSTER & JERSEY NUMBERS

FRONT OFFICE

Mitch Harris, 2014 (#36)  
 Chandler Hawkins, 2016 (#19)  
 Joey Hawkins, 2016 (#3)  
 Blake Hawksworth, 2006 (#44, #23)  
 Jeremy Hazelbaker, 2015 (#26)  
 Trey Hearne, 2009-10 (#33, #35)  
 Tyler Henley, 2009-11 (#12)  
 Kevin Herget, 2015-16 (#18, #36)  
 Elvis Hernandez, 2009 (#29)  
 Aaron Herr, 2005 (#38)  
 Juan Herrera, 2016 (#16)  
 Tyler Herron, 2008-09 (#24)  
 Kurt Heyer, 2014-16 (#26, #31, #32)  
 Steven Hill, 2008-11 (#18, #21)  
 Jarrett Hoffpauir, 2006-2007 (#10)  
 Kris Honel, 2008 (#27)  
 Deryk Hooker, 2011-13 (#19, #27)  
 Dakota Hudson, 2016 (#30)

2017 CARDINALS

**I**  
 D'Marcus Ingram, 2011 (#21, #31)  
 Jason Isringhausen, 2008 (#41)

2016 REVIEW

**J**  
 Ryan Jackson, 2011 (#23)  
 Chris Jacobs, 2016 (#44)  
 Milko Jaramillo, 2005 (#10)  
 Jon Jay, 2007 (#23)  
 Jesse Jenner, 2016 (#3, #7)  
 Tyler Johnson, 2007 (#28)  
 Daryl Jones, 2008-11 (#29, #4)  
 Gabe Johnson, 2005-06 (#5, #35)

HISTORY

**K**  
 Mason Katz, 2016 (#4)  
 Jonathan Keener, 2014 (#47)  
 Carson Kelly, 2016 (#5)  
 Joe Kelly, 2011 (#22)  
 Dean Kiekhefer, 2013-14 (#47, #46, #40)  
 Blake King, 2009-10 (#27)  
 Josh Kinney, 2005, 2008 (#34, #33)  
 David Kopp, 2009-11 (#44)  
 Pete Kozma, 2009-10 (#11, #27, #5)  
 Ryan Kulik, 2009-11 (#38, #28)

MINOR LEAGUES

**L**  
 Cole Lankford, 2016 (#29)  
 Chris Lambert, 2005-2007 (#24, #32)  
 Rayner Laya, 2005-06 (#3, #23)  
 Thomas Lee, 2015 (#35, #31)  
 Randy Leek, 2005 (#29)  
 Jake Lemmerman, 2013 (#23)  
 Kristhiam Linares, 2009 (#30)  
 Corey Littrell, 2016 (#21)  
 Dixon Llorens, 2014 (#11)  
 Kyle Lohse, 2009-10 (#28)  
 Nick Longmire, 2013, (#21)  
 Josh Lucas, 2015-16 (#31, #29, #40)  
 Juan Lucena, 2007 (#28, #26)  
 Aaron Luna, 2009-11 (#15, #10)  
 Jeff Lyman, 2011 (#39)  
 Lance Lynn, 2009, 2016 (#35, #41)  
 Tyler Lyons, 2012, 2014 (#23, #33)

TEXAS LEAGUE

**M**  
 Pete Maestrales, 2008 (#31)  
 Kenneth Maiques, 2009 (#40)  
 Seth Maness, 2012, 2016 (#27, #41)  
 Amaury Marti, 2006-07 (#40, #15)  
 Brian Martin, 2006 (#22)  
 Nick Martini, 2014-16 (#47, #5, #3, #26, #33)  
 Carlos Martinez, 2012-13 (#16, #46)  
 Jose Martinez, 2007-08 (#3)  
 Luis Mateo, 2013-14 (#26, #7, #27)  
 Joe Mather, 2007, 2009 (#21, #25)  
 Mike Mayers, 2014-16 (#40, #35, #28)  
 Kyle McClellan, 2007 (#38)  
 Mark McCormick, 2008 (#44)  
 Mike McCoy, 2005-07 (#3, #5)

MISC.

C.J. McElroy, Jr., 2016 (#4)  
 Scott McGregor, 2010, 2012-13 (#38, #18)  
 Deck McGuire, 2016 (#22)  
 Ian McKinney, 2016 (#40)  
 Blake McKnight, 2016 (#30)  
 Chris Mears, 2005 (#36)  
 Ryan Meaux, 2007(#22)  
 Alex Mejia, 2014-16 (#19, #4, #7)  
 Adam Melker, 2012-13 (#26, #4)  
 Tyler Melling, 2015 (#35)  
 Matt Meyer, 2010 (#40)  
 Greg Miclat, 2014 (#3)  
 Jonathan Mikrut, 2008 (#26, #28)  
 Aaron Miles, 2010 (#12)  
 Shelby Miller, 2011 (#26)  
 Travis Miller, 2013 (#21)  
 Tyler Minges, 2005 (#26)  
 Danny Miranda, 2013-14 (#38)  
 Yadier Molina, 2014 (#4)  
 Andrew Morales, 2015-16 (#34, #40)  
 Clayton Mortensen, 2008 (#32)  
 Brandon Moss, 2016 (#22)  
 Jason Motte, 2005-07, 2014 (#36, #28, #18, #32)  
 Dan Moylan, 2005-06 (#12, #4)  
 Mark Mulder, 2008 (#36)  
 Casey Mulligan, 2009-11 (#22, #38)  
 Kyle Mura, 2008-10 (#36, #39)

**N**  
 Iden Nazario, 2012, 2014-15 (#40, #39, #47)  
 Dan Nelson, 2008 (36)  
 Joe Nelson, 2005 (#31)  
 Trey Nielsen, 2016 (#27)  
 Arquimedes Nieto, 2010-11 (#12, #11, #31)  
 Tyler Norrick, 2009-10 (#26, #29)  
 Mark Nussbeck, 2005 (#19)

**O**  
 Mike O'Neill, 2012-15 (#23, #7, #11, #4)  
 Michael Ohlman, 2015-16 (#25, #7)  
 Kevin Ool, 2005-07 (#27, #30)  
 Rafael Ortega, 2014 (#5)  
 Adam Ottavino, 2008 (#30)

**P**  
 Matt Pagnozzi, 2005, 2007-08 (#22, #19, #5)  
 Jordan Pals, 2005-06 (#41)  
 Pete Parise, 2009 (#16)  
 Mike Parisi, 2006 (#18)  
 Tyler Parker, 2005 (#32, #33, #11)  
 Josh Pearce, 2005 (#19)  
 Matt Pearce, 2016 (#16)  
 Brayan Pena, 2016 (#41, #44)  
 Jhonny Peralta, 2016 (#30)  
 Luis Perdomo, 2008 (#19)  
 Audry Perez, 2011-13 (#10, #5)  
 Chris Perez, 2007 (#35)  
 Chris Perry, 2013, 2015-16 (#33, #29, #34)  
 Shane Peterson, 2009 (#15)  
 Zach Petrick, 2013-14 (#32)  
 Nick Petree, 2014-15 (#40, #31)  
 Tommy Pham, 2010-13, 2016 (#44, #24, #4, #22, #27, #16)  
 Stephen Piscotty, 2013 (#12)  
 Jhonny Polanco, 2015 (#44)  
 Stuart Pomeranz, 2005-06 (#25)  
 Daniel Poncedeleon, 2016 (#23)  
 David Popkins, 2014 (#16, #23)  
 Josh Pressley, 2006 (#39)  
 Neal Pritchard, 2012-13 (#32, #21, #3)  
 Bill Pulsipher, 2005 (#33)  
 Nick Punto, 2011 (#22)

**R**  
 Jose Rada, 2011 (#36)  
 Collin Radack, 2016 (#19)  
 Tyler Rahmatulla, 2013 (#29)  
 James Ramsey, 2013-14 (#40, #3, #7, #23)  
 Jim Rapoport, 2008-11 (#7, #27)  
 Casey Rasmus, 2013 (#22)

# SPRINGFIELD CARDINALS ALL-TIME ROSTER & JERSEY NUMBERS

Colby Rasmus, 2007 (#4)  
 Cory Rauschenberger, 2007-08, 2011 (#44)  
 Anthony Rawson, 2005 (#27)  
 Jimmy Reed, 2014-15 (#3, #40)  
 Chase Reid, 2012 (#35, #11)  
 Adam Reifer, 2010 (#26)  
 Alex Reyes, 2015 (#19)  
 Arturo Reyes, 2015 (#36)  
 Robelys Reyes, 2015 (#26)  
 Mikey Reynolds, 2016 (#3)  
 Juan Richardson, 2006-07 (#34)  
 Bo Robinson, 2005 (#24)  
 Shane Robinson, 2008, 2011, 2013 (#4, #27, #11)  
 Jonathan Rodriguez, 2014-16 (#28)  
 Starlin Rodriguez, 2013-15 (#22, #27, #26, #38, #18)  
 Jamie Romak, 2012 (#41)  
 Jorge Rondon, 2011-12 (#40, #57)  
 Alberto Rosario, 2015 (#23)  
 Rainel Rosario, 2012 (#29)  
 Trevor Rosenthal, 2012 (#44)  
 Robby Rowland, 2015-16 (#33, #22)  
 Casey Rowlett, 2007-08 (#11)  
 Rich Rundles, 2006 (#44)  
 Chris Russ, 2006-07 (#21, #31)  
 Zach Russell, 2013 (#19)  
 Evan Rust, 2005 (#39)  
 Brendan Ryan, 2005-06, 2008 (#44, #26)

**S**  
 Kyle Sadlowski, 2008 (#19)  
 Fernando Salas, 2008-09 (#38)  
 Francisco Samuel, 2009-11 (#19)  
 Danilo Sanchez, 2007 (#33)  
 Eduardo Sanchez, 2009-11 (#29, #27)  
 Rich Scalamandre, 2005-06 (#44, #12)  
 Matt Scherer, 2007-08 (#41)  
 Scott Schneider, 2011-12 (#29, #16)  
 Cody Schumacher, 2015 (#32)  
 Andy Schutzenhofer, 2005 (#22)  
 Xavier Scruggs, 2010, 2012-13 (#39, #15)  
 Colt Sedbrook, 2009-10 (#11)  
 Ronnie Shaban, 2014-16 (#15, #47)  
 Jake Shaffer, 2012 (#31)  
 Ryan Sherriff, 2013-15 (#38, #37)  
 Mark Shorey, 2007-08 (#40)  
 Kevin Siegrist, 2012-14 (#37, #35, #34)  
 Mike Sillman, 2007 (#29)  
 Jesse Simpson, 2011-12 (#16, #39)  
 Curt Smith, 2009-10, 2014 (#29, #22, #18)  
 Andrew Sohn, 2015-16 (#26, #7, #21)  
 Donovan Solano, 2008-09, 2011 (#18, #11, #3)  
 Thomas Spitz, 2016 (#5)  
 Cody Stanley, 2013-14 (#40, #21)  
 Allen Staton, 2016 (#38)  
 Nick Stavinoha, 2006 (#33)  
 Brian Stitt, 2007 (#33)  
 Nick Stocks, 2005 (#30)  
 Lee Stoppelman, 2013-15 (#39, #48)  
 J.C. Sulbaran, 2016 (#15)  
 Jordan Swagerty, 2011, '13, '15 (#18, #41) DNP in SPR in 2013  
 Chris Swauger, 2010-14 (#8, #28, #35, #40)

**T**  
 Travis Tartamella, 2011-14 (#38, #29, #12, #4, #27)  
 Oscar Taveras, 2012 (#25)  
 Ruben Tejada, 2016 (#16, #39)  
 Chris Thomas, 2014-16 (#33, #26, #31)  
 Kevin Thomas, 2011-13 (#35, #11)  
 Nick Thompson, 2016 (#22)  
 Charlie Tilson, 2014-15 (#16, #8)  
 Jess Todd, 2008 (#27)

Sam Tuivailala, 2014 (#44)  
 Casey Turgeon, 2016 (#3, #21)

**V**  
 Breyvic Valera, 2012, 2014-16 (#40, #32, #15)  
 Scott Vander Weg, 2008 (#25)  
 A.J. Van Slyke, 2008 (#18)  
 Ildemaro Vargas, 2014 (#47)  
 Niko Vasquez, 2011-12 (#7)  
 Gerwuins Velazco, 2014 (#43)  
 Luke Voit, 2016 (#18)

**W**  
 Michael Wacha, 2012, 2014 (#39, #48)  
 Adam Wainwright, 2008 (#41)  
 Jordan Walden, 2015 (#41)  
 Brett Wallace, 2008-09 (#23, #25)  
 Shane Wallace, 2005 (#39)  
 Colin Walsh, 2013 (#5)  
 Johnny Walter, 2016 (#31, #39)  
 P.J. Walters, 2007-08 (#33)  
 Sam Walton, 2006 (#39)  
 David Washington, 2015-16 (#30)  
 Rico Washington, 2006-07 (#8, #28, #11)  
 Luke Weaver, 2016 (#3)  
 Nick Webber, 2007-08 (#39)  
 Todd Wellemeyer, 2007 (#35)  
 Jake Westbrook, 2013 (#35)  
 Boone Whiting, 2012-13 (#40, #21)  
 Rowan Wick, 2016 (#44)  
 Brett Wiley, 2015 (#27)  
 Joe Williams, 2009 (#44)  
 Matt Williams, 2013-15 (#31, #7, #25, #38, #18, #27)  
 Jacob Wilson, 2014-16 (#7, #4, #33)  
 Patrick Wisdom, 2014-15 (#35, #5)  
 Garrett Wittels, 2012 (#40)  
 Kolten Wong, 2012 (#4)  
 Mark Worrell, 2006 (#27)  
 Justin Wright, 2012-16 (#43, #3, #31, #21, #27, #29)  
 Heath Wyatt, 2013, 2015-16 (#33, #34, #32, #22)

**Y**  
 Brandon Yarbrough, 2008 (#12)

**Z**  
 Brett Zawacki, 2011 (#40, #28) Bob Zimmerman, 2008 (#35)  
 Pete Zoccolillo, 2005 (#19)  
 Zack Zuercher, 2007-2008 (#22)

# Minor League Affiliates

FRONT OFFICE

2017 CARDINALS

2016 REVIEW

HISTORY

MINOR LEAGUES

TEXAS LEAGUE

MISC.

# ST. LOUIS CARDINALS



## MEMPHIS REDBIRDS

Triple-A Pacific Coast League  
175 Toyota Center, Ste. 300  
Memphis, TN 38103  
Phone: (901) 721-6050  
Fax: (901) 527-1642  
www.memphisredbirds.com

General Manager: Craig Unger  
Field Manager: Stubby Clapp  
Pitching Coach: Bryan Eversgerd  
Hitting Coach: Mark Budaska  
Trainer: Scott Ensell



## SPRINGFIELD CARDINALS

Double-A Texas League  
955 E. Trafficway  
Springfield, MO 65802  
Phone: (417) 863-0395  
Fax: (417) 863-0388  
www.springfieldcardinals.com

General Manager: Matt Gifford  
Field Manager: Johnny Rodriguez  
Pitching Coach: Jason Simontacchi  
Hitting Coach: Jobel Jimenez  
Trainer: Matt Corvo



## PALM BEACH CARDINALS

Class-A Florida State League  
4751 Main Street  
Jupiter, FL 33458  
Phone: (561) 775-1818  
Fax: (561) 691-6886  
www.palmbeachcardinals.com

General Manager: Alex Inman  
Field Manager: Dann Bilardello  
Pitching Coach: Randy Niemann  
Hitting Coach: Erick Almonte  
Trainer: Brent Neuharth



## PEORIA CHIEFS

Class-A Midwest League  
730 SW Jefferson  
Peoria, IL 61605  
Phone: (309) 680-4000  
Fax: (309) 680-4080  
www.peoriachiefs.com

General Manager: Brendan Kelly  
Field Manager: Chris Swauger  
Pitching Coach: Dernier Orozco  
Hitting Coach: Donnie Ecker  
Trainer: Dan Martin



## STATE COLLEGE SPIKES

Class-A New York-Penn League (Short Season)  
112 Medlar Field at Lubrano Park  
University Park, PA 16802  
Phone: (814) 272-1711  
Fax: (814) 272-1718  
www.statecollegespikes.com

General Manager: Scott Walker  
Field Manager: Joe Kruzel  
Pitching Coach: Darwin Marrero  
Hitting Coach: Roger LaFrancois  
Trainer: Chris Whitman



## JOHNSON CITY CARDINALS

Rookie Appalachian League (Short Season)  
111 Legion St.  
Johnson City, TN 37601  
Phone: (423) 461-4866  
Fax: (423) 461-4864  
www.jccardinals.com

General Manager: Tyler Parsons  
Field Manager: Roberto Espinoza  
Pitching Coach: Cale Johnson  
Hitting Coach: Brandon Allen  
Trainer: Koji Kanemura



FRONT OFFICE

2017 CARDINALS

2016 REVIEW

HISTORY

MINOR LEAGUES

TEXAS LEAGUE

MISC.

# MEMPHIS REDBIRDS

Triple-A Pacific Coast League ♦ 2016 Record: 65-77  
Attendance: 324,581



## 2016 INDIVIDUAL BATTING STATISTICS

BATTERS	AVG	G	AB	R	H	2B	3B	HR	RBI	TB	BB	IBB	SO	SB	CS	OBP	SLG	OPS	SF	SAC	HBP	DP	E
Adams, Matt	.188	5	16	4	3	1	0	1	2	7	4	0	3	0	0	.350	.438	.788	0	0	0	0	0
Anna, Dean	.266	106	334	48	89	17	1	2	39	114	42	0	55	4	3	.344	.341	.685	5	2	0	14	6
Bader, Harrison	.231	49	147	22	34	7	1	3	17	52	11	0	38	2	3	.298	.354	.652	0	0	3	0	2
Caldwell, Bruce	.200	6	20	3	4	0	1	0	2	6	2	0	8	0	0	.273	.300	.573	0	1	0	0	0
Cruz, Luis	.143	2	7	2	1	0	0	0	0	1	0	0	1	0	0	.143	.143	.286	0	0	0	0	1
Garcia, Anthony	.229	70	218	25	50	12	0	8	27	86	20	1	44	1	1	.296	.394	.690	6	0	3	5	4
Garcia, Greg	.269	30	104	13	28	4	1	0	8	34	11	1	20	2	2	.350	.327	.677	0	3	2	3	4
Grichuk, Randal	.272	23	81	12	22	4	1	6	18	46	2	0	14	0	0	.302	.568	.870	1	0	2	2	0
Hazelbaker, Jeremy	.325	13	40	8	13	3	0	1	11	19	6	0	12	2	1	.438	.475	.913	0	2	2	0	0
Jenner, Jesse	.300	4	10	1	3	0	0	0	0	3	2	0	2	0	0	.417	.300	.717	0	0	0	0	0
Kelly, Carson	.292	32	113	14	33	10	0	0	14	43	11	0	17	0	0	.352	.381	.733	1	1	0	6	0
Martinez, Jose	.269	87	301	34	81	18	1	8	42	125	25	3	50	9	1	.326	.415	.742	1	1	1	14	5
Martinez, Jose	.278	124	442	52	123	28	1	11	60	186	39	3	74	11	1	.336	.421	.757	5	1	2	19	7
Martini, Nick	.273	86	256	38	70	12	3	2	26	94	31	2	39	6	0	.354	.367	.721	4	0	3	3	1
McKenry, Michael	.341	24	82	20	28	5	4	5	20	56	14	0	19	2	2	.443	.683	1.126	0	0	1	1	1
Mejia, Alex	.273	34	99	9	27	7	2	0	10	38	4	0	12	0	0	.314	.384	.698	0	3	2	3	2
Navarro, Efran	.320	64	197	28	63	5	0	2	17	74	15	0	21	0	0	.366	.376	.742	1	0	0	12	2
Navarro, Efran	.275	126	465	68	128	16	3	7	48	171	43	0	84	0	0	.337	.368	.704	4	0	2	22	5
Ohlman, Mike	.280	54	188	34	47	9	2	6	28	78	15	0	53	1	0	.333	.464	.798	3	0	0	5	4
Peguro, Carlos	.283	44	138	19	39	6	0	5	27	60	15	3	41	3	0	.355	.435	.790	1	0	1	0	3
Pena, Braylan	.200	5	20	1	4	0	0	0	1	4	1	0	2	0	0	.227	.200	.427	1	0	0	0	0
Pham, Tommy	.236	33	110	15	26	5	1	3	17	42	18	0	29	8	2	.344	.382	.726	0	0	0	2	1
Rivera, Chris	.333	1	3	2	1	0	0	1	2	4	0	0	1	0	0	.333	1.333	1.667	0	0	0	0	0
Rodriguez, Jonathan	.259	39	135	18	35	8	0	7	24	62	10	0	46	3	1	.310	.459	.770	0	0	0	3	5
Rosario, Alberto	.281	39	114	8	32	5	0	0	13	37	6	0	20	0	0	.323	.325	.647	2	0	2	6	2
Tilson, Charlie	.282	100	351	53	99	16	8	4	34	143	33	0	51	15	3	.345	.407	.753	4	4	3	6	5
Valera, Breyvic	.341	73	217	32	74	14	1	0	31	90	31	1	22	8	4	.417	.415	.832	5	3	1	2	6
Washington, David	.255	105	345	52	88	17	1	25	62	182	51	1	142	4	5	.349	.528	.877	4	0	1	7	10
Williams, Matt	.263	113	338	46	89	19	3	1	35	117	49	3	67	11	7	.355	.346	.701	4	3	1	8	18
Wilson, Jacob	.221	72	226	29	50	14	0	8	29	88	20	1	55	3	2	.292	.389	.682	3	0	4	5	10
Wisdom, Patrick	.233	78	262	29	61	20	1	5	30	98	26	0	73	5	1	.303	.374	.677	4	0	2	5	11
Wong, Kolten	.429	7	28	10	12	0	1	4	11	26	4	0	6	1	0	.529	.929	1.458	0	0	2	1	0
Team Total	.264	142	4622	641	1222	238	33	107	605	1847	490	16	1028	90	38	.336	.400	.736	50	48	36	115	121

# MEMPHIS REDBIRDS



## 2016 INDIVIDUAL PITCHING STATISTICS

PITCHERS	W	L	ERA	G	GS	CG	SHO	SV	SVO	IP	H	R	ER	HR	HB	BB	IBB	SO	BK	WP	GO/AO	DP	WHIP	AVG
Baker, Corey	1	3	8.13	6	6	0	0	0	0	31.0	46	30	28	7	3	10	1	23	0	3	1.96	3	1.81	.336
Brebba, John	2	3	6.23	19	0	0	0	0	0	30.1	41	22	21	3	4	13	0	30	0	1	1.32	2	1.78	.323
Church, John	0	1	3.34	25	0	0	0	1	1	29.2	25	18	11	0	1	13	2	25	0	1	1.73	4	1.28	.236
Echternandia, Pedro	1	0	2.37	11	0	0	0	0	0	19.0	16	5	5	3	1	7	0	15	0	2	1.11	3	1.21	.239
Gonzalez, Juan	3	1	5.48	39	0	0	0	4	6	42.2	43	27	26	3	2	30	2	39	1	5	1.46	2	1.71	.264
Hefner, Jeremy	3	6	5.25	18	18	0	0	0	0	97.2	103	59	57	12	4	39	2	82	0	8	0.99	11	1.45	.269
Hergel, Kevin	0	0	0.00	1	0	0	0	0	0	1.1	2	0	0	0	0	1	0	1	0	0	2.00	1	2.25	.400
Heyer, Kurt	2	5	6.13	22	10	0	0	0	0	72.0	92	53	49	6	3	23	0	49	0	4	1.21	10	1.60	.317
Kiekhefer, Dean	6	1	2.08	29	0	0	0	2	5	34.2	32	8	8	2	0	8	2	20	0	0	1.20	7	1.15	.252
Lee, Thomas	2	5	6.11	19	8	0	0	0	0	56.0	80	42	38	3	1	18	3	34	0	0	1.10	5	1.75	.333
Littrell, Corey	1	4	4.56	40	1	0	0	1	2	51.1	51	30	26	5	4	29	2	49	0	3	1.04	4	1.56	.259
Lucas, Josh	0	0	9.39	7	0	0	0	0	0	7.2	9	9	8	0	0	4	0	5	0	0	1.83	2	1.70	.290
Maness, Seth	0	0	0.00	2	0	0	0	0	0	2.0	1	0	0	0	0	0	0	0	0	0	1.00	0	0.50	.143
Mayers, Mike	4	8	3.73	16	16	1	0	0	0	89.1	87	44	37	8	5	31	2	84	0	2	0.93	7	1.32	.256
McGuire, Deck	7	11	5.10	26	26	1	1	0	0	134.0	134	79	76	22	5	50	4	111	1	6	0.81	9	1.37	.263
Nielsen, Trey	1	0	1.69	1	1	0	0	0	0	5.1	2	1	1	1	0	4	0	4	1	1	1.00	1	1.13	.125
Pearce, Matt	0	2	4.91	2	2	0	0	0	0	11.0	12	9	6	2	0	4	0	6	0	0	0.56	0	1.45	.267
Reyes, Alex	2	3	4.96	14	14	0	0	0	0	65.1	63	38	36	6	4	32	0	93	1	7	0.90	3	1.45	.252
Reyes, Arturo	9	4	4.17	19	19	0	0	0	0	101.1	97	53	47	12	1	36	0	77	0	3	1.34	10	1.31	.255
Rosario, Alberto	0	0	0.00	2	0	0	0	0	0	0.2	2	0	0	0	0	0	0	1	0	0	0.00	0	3.00	.500
Shaban, Ronnie	0	0	0.00	3	0	0	0	0	0	3.1	4	0	0	0	0	0	0	2	0	0	1.00	0	1.20	.286
Sherriff, Ryan	7	1	2.84	49	0	0	0	3	6	66.2	66	27	21	4	0	23	1	55	1	0	2.35	6	1.34	.256
Socolovich, Miguel	2	6	3.14	45	0	0	0	5	8	51.2	42	24	18	2	1	16	3	59	0	0	1.23	5	1.12	.219
Sulbaran, J.C.	2	6	7.69	11	11	0	0	0	0	50.1	68	47	43	8	1	23	2	38	1	4	0.79	3	1.81	.315
Tuivailala, Sam	3	2	5.21	42	0	0	0	17	23	46.2	47	27	27	3	1	22	3	72	0	3	1.00	2	1.48	.254
Weaver, Luke	1	0	0.00	1	1	0	0	0	0	6.0	2	0	0	0	0	2	0	4	0	0	0.56	0	0.67	.100
Williams, Jerome	5	3	4.89	9	9	2	1	0	0	57.0	64	31	31	11	2	15	1	34	1	4	1.10	6	1.39	.287
Williams, Matt	0	0	0.00	1	0	0	0	0	0	1.0	1	0	0	0	0	0	0	1	0	0	0.00	0	1.00	.250
Wright, Justin	0	1	4.30	22	0	0	0	0	1	23.0	22	11	11	3	1	16	1	20	0	3	1.72	2	1.65	.242
Wyatt, Heath	1	1	6.00	17	0	0	0	0	0	21.0	27	15	14	1	3	12	1	19	0	0	3.78	1	1.86	.314
Team Total	65	77	4.79	142	142	4	8	33	52	1209.0	1281	709	644	127	47	481	32	1052	7	60	1.47	109	1.46	.272

FRONT OFFICE

2017 CARDINALS

2016 REVIEW

HISTORY

MINOR LEAGUES

TEXAS LEAGUE

MISC.

# PALM BEACH CARDINALS

Class-A Florida State League ♦ 2016 Record: 58-79  
Attendance: 70,991



## 2016 INDIVIDUAL BATTING STATISTICS

BATTERS	AVG	G	AB	R	H	2B	3B	HR	RBI	TB	BB	IBB	SO	SB	CS	OBP	SLG	OPS	SF	SAC	HBP	DP	E
Acevedo, Jhohan	.227	24	75	7	17	1	0	0	7	18	7	0	20	2	3	.301	.240	.541	0	1	1	0	1
Aikin, Craig	.000	1	3	0	0	0	0	0	0	0	0	0	1	0	0	.000	.000	.000	0	0	0	0	0
Bean, Steve	.188	80	255	16	48	6	0	1	20	57	25	0	89	1	0	.257	.224	.480	7	0	1	6	7
Brodbeck, Andrew	.206	30	102	8	21	2	1	1	13	28	10	0	22	5	4	.288	.275	.563	3	1	3	2	4
Bryan, Vaughn	.252	48	163	22	41	5	1	3	10	57	15	0	47	15	3	.318	.350	.668	0	5	1	0	2
Davis, Matt	.182	6	11	2	2	0	0	0	0	2	1	0	4	0	0	.250	.182	.432	0	0	0	0	1
Diaz, Aledmys	.167	2	6	0	1	0	0	0	0	1	2	0	0	0	0	.375	.167	.542	0	0	0	0	0
Diekroeger, Danny	.282	46	170	21	48	13	1	0	19	63	18	0	33	3	2	.372	.371	.743	1	0	7	2	7
Drake, Blake	.233	71	253	24	59	14	3	1	26	82	24	0	43	11	3	.307	.324	.631	5	0	5	5	2
Fernandez, Jose	.176	17	51	5	9	1	0	0	3	10	7	0	23	2	0	.271	.196	.467	1	1	0	1	1
Franco, Bladimir	.300	3	10	1	3	0	0	0	1	3	0	0	3	0	0	.300	.300	.600	0	0	0	0	0
Garcia, Erik	.000	1	3	0	0	0	0	0	1	0	0	0	1	0	0	.000	.000	.000	1	0	0	0	0
Grayson, Casey	.267	126	435	50	116	19	0	2	44	141	94	0	91	2	1	.391	.324	.715	10	0	1	13	5
Hawkins, Joey	.125	2	8	0	1	0	0	0	1	1	0	0	2	0	0	.125	.125	.250	0	0	0	0	3
Herrera, Juan	.237	25	97	8	23	3	3	1	8	35	7	0	24	1	3	.288	.361	.649	0	0	0	4	3
Jenner, Jesse	.206	20	68	4	14	3	0	1	5	20	5	0	10	0	0	.280	.294	.554	0	0	0	2	2
Katz, Mason	.063	5	19	2	1	1	0	0	2	2	2	0	4	0	0	.136	.105	.242	1	0	0	2	1
Lankford, Cole	.293	71	276	22	81	10	0	1	27	94	13	0	33	2	0	.331	.341	.672	3	0	4	8	5
Lopez, Joshua	.200	1	5	0	1	0	0	0	3	1	1	0	1	0	0	.333	.200	.533	0	0	0	0	0
Martinez, Jose	.280	6	25	3	7	0	0	0	1	7	2	0	4	0	0	.333	.280	.613	0	0	0	1	0
Mercado, Oscar	.215	125	442	50	95	23	1	0	27	120	44	0	71	33	20	.296	.271	.567	5	6	9	10	32
O'Keefe, Brian	.167	8	24	3	4	2	0	0	1	6	8	0	5	0	0	.375	.250	.625	0	0	0	1	1
Olivera, Orlando	.220	91	323	25	71	10	0	6	29	99	29	0	62	1	2	.288	.307	.594	3	0	3	13	2
Pena, Braylan	.263	6	19	1	5	0	0	0	5	5	0	0	3	0	0	.238	.263	.501	2	0	0	1	0
Peralta, Jhonny	.286	4	14	2	4	3	0	0	1	7	2	0	0	0	0	.375	.500	.875	0	0	0	1	1
Pritchard, Michael	.256	65	227	29	58	10	1	0	13	70	42	0	26	1	4	.376	.308	.684	2	1	3	6	1
Radack, Collin	.176	9	34	0	6	2	0	0	2	8	3	0	9	1	1	.263	.235	.498	0	0	1	0	1
Reynolds, Mikey	.186	18	70	5	13	0	2	0	7	17	4	0	12	5	1	.266	.243	.509	1	1	4	0	4
Rivera, Chris	.182	33	110	9	20	2	0	2	13	28	13	0	39	0	0	.283	.255	.538	1	0	3	1	4
Seferina, Darren	.247	70	275	34	68	7	5	1	15	88	25	1	68	32	6	.311	.320	.631	3	4	2	6	11
Sohn, Andrew	.194	72	211	21	41	4	0	3	22	54	32	0	47	13	5	.313	.256	.569	1	2	5	4	7
Sosa, Edmundo	.294	9	34	3	10	0	2	0	4	14	1	0	8	0	0	.314	.412	.726	0	0	0	0	0
Spitz, Thomas	.247	47	166	21	41	8	1	3	20	60	25	0	28	4	5	.349	.361	.710	2	2	2	6	2
Staton, Allen	.219	49	192	15	42	8	0	3	26	59	11	0	41	0	0	.260	.307	.567	4	0	1	6	5
Thompson, Nick	.171	22	76	9	13	5	0	0	5	18	10	0	18	0	0	.267	.237	.504	0	0	0	1	1
Tice, Dylan	.288	40	139	16	40	6	0	1	18	49	10	0	21	2	4	.346	.353	.699	1	0	3	3	5
Turgeon, Casey	.290	28	107	19	31	10	2	3	13	54	20	0	21	1	2	.403	.505	.908	1	0	1	0	4
Zavala, Stephen	.333	3	6	0	2	0	0	0	0	2	1	0	2	0	0	.429	.333	.762	0	0	0	0	0
Team Total	.235	137	4504	457	1057	178	23	33	412	1380	513	1	938	137	69	.317	.306	.624	58	24	60	105	138

# PALM BEACH CARDINALS



## 2016 INDIVIDUAL PITCHING STATISTICS

PITCHERS	W	L	ERA	G	GS	CG	SHO	SV	SVO	IP	H	R	ER	HR	HB	BB	IBB	SO	BK	WP	GO/AO	DP	WHIP	AVG
Alcantara, Sandy	0	4	3.62	6	6	1	0	0	0	32.1	25	13	13	0	1	14	0	34	0	4	1.50	3	1.21	.216
Anderson, Will	0	1	12.27	3	0	0	0	0	0	3.2	4	5	5	1	0	6	1	4	0	0	0.75	0	2.73	.267
Bard, Daniel	1	2	24.00	8	0	0	0	0	0	3.0	3	8	8	0	5	13	0	1	0	6	0.50	0	5.33	.300
Beck, Landon	1	4	3.54	34	0	0	0	7	10	40.2	41	17	16	2	1	20	1	39	0	2	0.93	3	1.50	.272
Echemendia, Pedro	1	0	3.98	13	0	0	0	0	1	20.1	25	9	9	2	0	5	0	18	1	1	1.22	3	1.48	.301
Evans, Jacob	4	7	3.73	16	16	0	0	0	0	89.1	104	52	37	12	9	17	0	48	2	2	1.17	7	1.35	.290
Fernandez, Junior	2	2	5.36	10	6	0	0	0	0	43.2	48	29	26	4	3	20	0	25	0	2	0.93	3	1.56	.271
Flaherty, Jack	5	9	3.56	24	23	0	0	0	0	134.0	129	63	53	8	2	45	0	126	0	11	0.98	11	1.30	.254
Frey, Nick	0	1	6.08	8	0	0	0	0	1	13.1	24	9	9	0	2	0	0	7	0	2	1.00	2	1.60	.393
Garcia, Silfredo	1	3	3.07	11	0	0	0	3	3	14.2	11	5	5	1	3	4	0	12	0	0	2.10	1	1.02	.228
Gomber, Austin	6	8	2.93	17	17	1	0	0	0	107.2	91	38	35	5	4	24	0	101	0	6	0.88	5	1.07	.229
Gonzalez, Derian	1	2	1.46	4	4	0	0	0	0	24.2	16	9	4	0	0	11	0	24	0	3	0.78	4	1.09	.182
Grana, Kyle	5	1	3.12	43	0	0	0	6	7	52.0	39	20	18	2	1	27	0	63	0	5	0.71	2	1.27	.203
Hawkins, Chandler	0	1	4.73	20	0	0	0	0	0	26.2	25	14	14	3	1	9	0	15	0	2	0.72	3	1.28	.248
Heesch, Michael	2	2	5.08	30	0	0	0	0	0	44.1	60	29	25	4	4	16	1	30	0	2	0.85	5	1.71	.328
Hergel, Kevin	0	0	0.00	12	0	0	0	6	6	23.0	5	0	0	0	1	1	0	21	0	0	0.70	1	0.26	.070
Holt, Harley	0	0	4.50	1	0	0	0	0	0	2.0	2	1	1	0	0	1	0	3	0	0	0.50	0	1.50	.250
Hudson, Dakota	1	1	0.96	8	0	0	0	3	6	9.1	6	3	1	0	0	7	0	10	0	1	16.00	1	1.39	.188
Leitao, Brennan	0	1	3.86	4	4	0	0	0	0	23.1	25	11	10	1	0	8	0	12	0	4	0.93	3	1.41	.278
Lynn, Lance	0	0	2.45	2	2	0	0	0	0	3.2	4	3	1	0	0	0	0	4	0	0	7.00	1	1.09	.250
McKinney, Ian	7	10	4.17	23	22	0	0	0	0	123.0	139	66	57	10	3	50	0	101	0	7	0.81	9	1.54	.285
McKnight, Blake	3	6	3.11	33	11	0	0	2	3	92.2	94	44	32	3	4	40	2	37	0	10	1.89	15	1.45	.267
Pearce, Matt	8	8	2.37	20	20	4	1	0	0	136.2	114	43	36	9	4	15	0	81	1	3	0.67	5	0.94	.222
Rowland, Robby	1	1	2.45	7	0	0	0	1	3	7.1	5	2	2	0	0	4	0	4	0	0	1.71	0	1.23	.185
Schumacher, Cody	3	2	3.38	39	0	0	0	0	3	61.1	69	27	23	2	3	23	4	55	0	3	1.27	3	1.50	.285
Staton, Allen	0	0	0.00	1	0	0	0	0	0	1.0	0	0	0	0	0	1	0	1	0	0	0.00	0	1.00	.000
Walter, Johnny	2	3	3.58	6	6	0	0	0	0	32.2	36	13	13	0	4	9	0	21	0	4	1.65	3	1.38	.288
Ward, Davis	2	0	1.74	10	0	0	0	0	1	20.2	16	7	4	0	0	3	0	9	0	2	0.71	1	0.92	.211
Wick, Rowan	2	0	1.09	23	0	0	0	6	8	24.2	16	4	3	0	0	6	0	37	1	2	1.06	0	0.89	.178
Wirsu, Josh	0	0	7.36	5	0	0	0	0	1	7.1	9	6	6	1	0	7	0	7	0	4	1.00	1	2.18	.300
Team Total	58	79	3.44	137	137	6	5	34	53	1219.0	1185	550	466	70	55	406	9	950	5	88	1.26	95	1.31	.254

FRONT OFFICE

2017 CARDINALS

2016 REVIEW

HISTORY

MINOR LEAGUES

TEXAS LEAGUE

MISC.



# PEORIA CHIEFS



Class-A Midwest League ♦ 2016 Record: 73-66  
 Attendance: 230,277  
 Playoffs: Lost to Clinton (2-0) in MID Quarterfinals

## 2016 INDIVIDUAL BATTING STATISTICS

BATTERS	AVG	G	AB	R	H	2B	3B	HR	RBI	TB	BB	IBB	SO	SB	CS	OBP	SLG	OPS	SF	SAC	HBP	DP	E
Acevedo, Jhohan	.160	9	25	1	4	0	0	0	0	4	2	0	5	0	0	.250	.160	.410	0	0	1	1	0
Aikin, Craig	.239	109	348	57	83	16	4	1	30	110	38	0	93	8	7	.321	.316	.637	2	4	5	3	3
Alvarez, Elezer	.323	116	433	70	140	36	6	6	59	206	53	4	96	36	15	.404	.476	.879	4	1	8	7	27
Becker, Dylan	.218	50	147	11	32	3	1	0	13	37	22	0	34	0	0	.343	.252	.594	2	0	7	2	8
Bryan, Vaughn	.208	52	183	22	38	9	2	0	13	51	17	0	58	4	3	.274	.279	.552	1	1	0	4	2
Chinea, Chris	.312	99	381	40	119	24	0	6	63	161	22	1	64	1	1	.350	.423	.772	4	0	2	10	10
Davis, Matt	.179	17	56	3	10	4	0	0	2	14	5	0	16	0	0	.270	.250	.520	0	0	2	1	5
Dennard, R.J.	.229	110	401	43	92	19	4	5	47	134	43	1	110	0	0	.304	.334	.639	4	0	2	11	10
Drongesen, Riley	.250	1	4	0	1	1	0	0	0	2	0	0	1	0	0	.250	.500	.750	0	0	0	0	1
Franco, Bladimil	.218	25	87	9	19	2	0	0	4	21	3	0	16	2	1	.253	.241	.494	0	0	1	1	3
Godoy, Jose	.293	80	287	36	84	11	0	1	31	98	29	3	34	1	1	.371	.341	.713	2	1	8	11	2
Martinez, Jose	.273	39	161	25	44	8	0	1	18	55	13	0	35	0	0	.331	.342	.673	2	2	2	3	4
McCarvel, Ryan	.056	5	18	1	1	1	0	0	1	2	1	0	5	0	0	.105	.111	.216	0	0	0	0	0
O'Keefe, Brian	.258	101	357	50	92	25	2	13	63	160	52	0	78	1	1	.360	.448	.808	4	0	7	13	6
Olivera, Orlando	.273	6	22	2	6	2	0	0	2	8	0	0	2	1	0	.273	.364	.636	0	0	0	2	0
Peralta, Jhonny	.231	5	13	2	3	1	0	0	0	4	0	0	1	0	0	.231	.308	.538	0	0	0	0	0
Pina, Leobaldo	.245	105	375	41	92	11	3	7	41	130	28	0	77	2	1	.299	.347	.646	3	1	2	21	16
Sierra, Magneuris	.307	122	524	78	161	29	4	3	60	207	22	0	97	31	17	.335	.395	.730	6	7	3	5	11
Sosa, Edmundo	.268	88	351	42	94	13	1	3	30	118	19	0	71	5	4	.307	.336	.643	3	3	2	9	15
Spitz, Thomas	.261	67	218	33	57	5	2	1	23	69	24	3	37	9	6	.340	.317	.657	2	4	3	2	2
Swirchak, Josh	.177	22	62	5	11	1	0	0	4	12	5	0	20	0	0	.246	.194	.440	1	0	1	2	4
Tice, Dylan	.375	8	32	8	12	2	0	1	6	17	3	0	5	0	0	.429	.531	.960	0	0	0	0	1
Torres, Carlos	.268	51	183	18	49	9	1	1	10	63	9	0	33	1	3	.309	.344	.654	0	2	2	3	3
Turgeon, Casey	.229	16	48	5	11	4	0	0	6	15	7	0	7	1	0	.333	.313	.646	1	0	1	1	1
Team Total	.266	140	4717	602	1255	236	30	49	526	1698	417	12	996	103	60	.331	.360	.691	41	26	59	113	148

# PEORIA CHIEFS



## 2016 INDIVIDUAL PITCHING STATISTICS

PITCHERS	W	L	ERA	G	GS	CG	SHO	SV	SVO	IP	H	R	ER	HR	HB	BB	IBB	SO	BK	WP	GO/AO	DP	WHIP	AVG
Alcantara, Sandy	5	7	4.08	17	17	0	0	0	0	90.1	78	49	41	4	9	45	0	119	3	10	1.14	4	1.36	.228
Beck, Landon	0	2	2.70	10	0	0	0	4	4	13.1	9	5	4	0	0	4	0	20	0	2	1.00	0	0.98	.184
Becker, Dylan	0	0	0.00	1	0	0	0	0	0	1.0	2	0	0	0	0	0	0	0	0	0	0.00	0	2.00	.400
Bowen, Brady	0	0	8.31	6	0	0	0	0	0	8.2	16	10	8	0	1	2	0	6	0	1	1.38	0	2.08	.390
Bray, Tyler	3	5	3.84	42	0	0	0	7	13	61.0	58	32	26	1	5	25	4	73	0	4	3.63	7	1.36	.248
Davis, Matt	0	1	13.50	1	0	0	0	0	0	0.2	2	1	1	0	0	2	0	0	0	0	0.00	0	6.00	.500
De La Cruz, Steven	8	1	3.30	49	0	0	0	7	14	60.0	48	24	22	4	3	31	3	57	0	2	0.64	5	1.32	.219
DeLorenzo, Jordan	0	0	16.20	2	0	0	0	0	0	1.2	5	3	3	1	1	1	0	0	0	0	4.00	0	3.60	.556
Fernandez, Junior	6	5	3.33	14	14	0	0	0	0	78.1	71	37	29	3	5	34	0	63	0	7	1.25	9	1.34	.244
Frey, Nick	3	2	4.64	28	0	0	0	4	5	54.1	70	31	28	3	2	12	1	44	0	2	1.80	3	1.51	.313
Gallardo, Steven	1	3	5.32	17	0	0	0	1	1	23.2	26	14	14	3	1	5	0	28	1	2	0.64	0	1.31	.263
Godoy, Jose	0	0	0.00	1	0	0	0	0	0	1.0	0	0	0	0	0	0	0	0	0	0	0.33	0	0.00	.000
Gonzalez, Derian	5	0	2.39	15	15	0	0	0	0	75.1	65	24	20	1	0	33	1	70	0	13	1.69	10	1.30	.236
Harrison, Luke	3	2	2.42	26	0	0	0	4	4	44.2	34	13	12	4	0	15	1	43	0	5	1.07	4	1.10	.205
Hawkins, Chandler	0	0	2.38	8	0	0	0	0	0	11.1	10	3	3	0	1	3	1	14	0	0	1.71	0	1.15	.238
Helsley, Ryan	10	2	1.61	17	17	0	0	0	0	95.0	77	22	17	3	1	19	0	109	1	7	0.74	3	1.01	.216
Holt, Harley	0	5	2.96	23	2	0	0	1	1	48.2	52	22	16	1	2	8	0	36	0	5	1.08	8	1.23	.269
Kilichowski, John	1	3	3.74	6	5	0	0	0	0	33.2	32	16	14	4	1	4	0	31	0	4	0.89	3	1.07	.250
Kuebel, Sasha	0	0	3.97	7	0	0	0	0	0	11.1	12	8	5	2	0	1	0	6	0	2	3.29	0	1.15	.255
Leitao, Brennan	6	7	4.08	18	17	1	0	0	1	110.1	120	57	50	12	3	21	0	90	0	7	0.88	7	1.28	.276
Martinez, Dailyn	5	5	5.78	12	12	0	0	0	0	67.0	86	48	43	5	5	16	0	68	2	6	1.05	7	1.52	.314
Perez, Juan	3	3	5.05	20	8	0	0	1	1	57.0	61	34	32	7	1	33	2	54	2	5	0.82	5	1.65	.272
Rodriguez, Jorge L.	4	1	2.17	27	6	0	0	1	3	70.2	67	23	17	2	3	20	2	66	1	3	0.70	7	1.23	.252
Swirchak, Josh	0	0	0.00	1	0	0	0	0	0	0.2	1	0	0	0	0	0	0	0	0	0	1.00	0	1.50	.333
Velazco, Gerwuis	2	1	6.75	6	0	0	0	0	0	10.2	15	9	8	1	1	4	0	5	0	0	0.56	1	1.78	.319
Ward, Davis	0	0	4.02	8	0	0	0	1	1	15.2	18	7	7	0	0	2	0	19	0	0	0.93	1	1.28	.281
Wheatley, Bob	1	1	3.09	7	0	0	0	0	0	11.2	17	6	4	0	1	4	0	8	0	0	1.10	2	1.80	.378
Williams, Ronnie	1	3	4.29	6	6	0	0	0	0	35.2	31	19	17	7	4	17	0	36	0	3	1.27	3	1.35	.231
Wirsu, Josh	1	2	2.31	16	0	0	0	3	4	23.1	22	7	6	0	0	8	1	30	0	2	1.38	2	1.29	.244
Woodford, Jake	5	5	3.31	21	21	0	0	0	0	108.2	104	47	40	7	6	37	0	82	1	4	0.98	11	1.30	.254
Team Total	73	66	3.57	140	140	1	10	34	52	1225.1	1209	571	486	75	56	406	16	1177	11	96	1.35	102	1.32	.256

FRONT OFFICE

2017 CARDINALS

2016 REVIEW

HISTORY

MINOR LEAGUES

TEXAS LEAGUE

MISC.

# STATE COLLEGE SPIKES

Class-A New York-Penn League ♦ 2016 Record: 50-26

Attendance: 127,875

Playoffs: Beat Hudson Valley (2-0) in NYP Finals



## 2016 INDIVIDUAL BATTING STATISTICS

BATTERS	AVG	G	AB	R	H	2B	3B	HR	RBI	TB	BB	IBB	SO	SB	CS	OBP	SLG	OPS	SF	SAC	HBP	DP	E
Bautista, Ricardo	.249	65	233	30	58	14	3	2	28	84	23	1	82	1	0	.319	.361	.680	2	0	2	4	7
Davis, Matt	.211	9	38	4	8	0	0	0	3	8	1	0	8	1	0	.250	.211	.461	0	0	1	0	4
Drongesen, Riley	.179	25	78	10	14	5	1	1	9	24	8	0	16	1	0	.261	.308	.569	1	0	1	1	4
Edman, Tommy	.286	66	255	61	73	14	5	4	33	109	48	0	29	19	3	.400	.427	.827	4	0	3	4	7
Fennell, Mick	.256	42	121	22	31	7	1	0	11	40	18	0	13	1	1	.366	.331	.697	0	5	3	1	0
Franco, Bladimir	.213	22	80	9	17	4	0	0	8	21	6	0	15	0	1	.267	.263	.530	0	0	0	4	0
Gonzalez, Yariel	.260	22	77	3	20	4	0	0	9	24	10	0	15	2	0	.337	.312	.649	2	1	0	2	1
Hawkins, Joey	.429	3	7	0	3	1	0	0	2	4	0	0	1	0	0	.429	.571	1.000	0	0	0	0	0
Hudzina, Danny	.239	56	205	21	49	13	0	4	24	74	13	0	23	1	0	.290	.361	.651	1	2	2	6	5
Jackson, Vince	.233	70	266	39	62	13	4	4	45	95	26	0	58	16	7	.318	.357	.675	4	0	9	1	2
Martin, Danny	.286	13	35	11	10	4	0	0	3	14	9	0	5	2	0	.432	.400	.832	0	2	0	0	4
Martinez, Jeremy	.325	57	194	28	63	14	2	1	32	84	32	0	16	1	1	.419	.433	.852	5	1	3	3	8
Martinez, Jose	.276	26	98	15	27	2	0	1	9	32	13	0	12	0	4	.357	.327	.684	1	0	0	2	6
McCarvel, Ryan	.224	65	237	31	53	8	1	10	45	93	26	0	62	1	1	.313	.392	.705	3	0	6	6	6
Ray, Anthony	.257	45	136	21	35	4	1	1	12	44	8	0	14	3	1	.301	.324	.625	1	3	1	1	4
Rivera, Chris	.147	13	34	2	5	0	1	0	1	7	3	0	10	1	0	.216	.206	.422	0	0	0	2	1
Rodriguez, Elier	.279	49	183	21	51	8	0	2	26	65	19	0	38	3	0	.356	.355	.711	0	1	3	3	1
Swirchak, Josh	.186	16	59	8	11	2	0	0	5	13	5	0	9	0	0	.262	.220	.482	0	0	1	1	4
Tice, Dylan	.281	20	89	16	25	6	0	2	10	37	5	0	14	2	1	.347	.416	.763	0	1	4	1	4
Young, Andy	.261	42	161	26	42	3	5	3	19	64	10	0	44	3	0	.322	.398	.720	3	2	6	2	6
Team Total	.254	76	2586	378	657	126	24	35	334	936	283	1	484	58	20	.335	.362	.697	27	18	45	44	85

# STATE COLLEGE SPIKES



## 2016 INDIVIDUAL PITCHING STATISTICS

PITCHERS	W	L	ERA	G	GS	CG	SHO	SV	SVO	IP	H	R	ER	HR	HB	BB	IBB	SO	BK	WP	GO/AO	DP	WHIP	AVG
Almonte, Max	3	1	2.75	18	0	0	0	1	1	36.0	34	16	11	0	3	11	0	27	0	6	0.77	6	1.25	.252
Bowen, Brady	0	0	3.23	18	0	0	0	9	10	30.2	30	11	11	2	2	5	0	32	0	3	1.30	0	1.14	.252
Carter, Eric	2	0	2.38	17	0	0	0	9	9	22.2	18	8	6	1	2	4	0	26	0	0	0.52	1	0.97	.212
Cross, Carson	5	6	3.24	14	14	0	0	0	0	80.2	80	39	29	4	4	27	0	53	1	6	0.98	7	1.33	.261
DeLorenzo, Jordan	2	1	2.90	15	1	0	0	1	1	31.0	28	11	10	2	3	12	0	38	0	2	0.93	2	1.29	.237
Dobzanski, Bryan	4	6	3.93	14	13	0	0	0	0	71.0	81	36	31	3	6	26	0	37	0	5	1.04	10	1.51	.286
Escudero, Jhonatan	1	0	1.04	10	0	0	0	0	0	17.1	10	4	2	1	0	9	0	25	0	3	0.50	0	1.10	.154
Farinano, Steven	9	1	3.46	14	14	0	0	0	0	83.1	100	38	32	0	2	18	0	53	1	9	0.70	8	1.42	.301
Hicks, Jordan	4	1	1.76	6	6	0	0	0	0	30.2	25	8	6	0	2	16	0	22	0	4	2.24	3	1.34	.217
Holt, Harley	1	0	5.06	4	2	0	0	0	0	10.2	16	7	6	1	0	3	0	4	0	0	2.13	2	1.78	.364
Jones, Connor	0	0	4.22	7	0	0	0	1	1	10.2	15	6	5	0	0	2	0	8	0	1	9.50	2	1.59	.341
Kilichowski, John	1	1	0.92	5	4	0	0	0	0	19.2	15	4	2	0	1	11	0	20	0	2	1.33	2	1.32	.214
Martinez, Dailyn	2	1	0.96	3	3	0	0	0	0	18.2	17	6	2	0	0	3	0	17	0	4	2.73	0	1.07	.233
Medina, Yeison	1	0	0.00	1	0	0	0	0	0	2.0	1	0	0	0	0	1	0	1	0	0	4.00	0	1.00	.167
Perez, Dewin	3	5	5.02	14	8	0	0	1	1	52.0	47	36	29	1	1	35	0	43	0	10	1.06	1	1.58	.242
Rowland, Robby	0	0	4.50	3	0	0	0	0	0	4.0	3	2	2	0	0	1	0	5	0	0	2.50	0	1.00	.214
Tomchick, Greg	1	1	5.57	17	3	0	0	1	2	32.1	30	21	20	2	5	13	0	20	0	4	0.82	4	1.33	.259
Trayner, Spencer	1	0	0.52	18	1	0	0	4	5	34.1	23	4	2	3	0	5	0	21	0	3	1.41	5	0.82	.190
Velazco, Genwuins	3	0	3.38	13	0	0	0	2	4	26.2	34	16	10	2	2	7	0	23	0	3	1.12	1	1.54	.309
Wheatley, Bob	3	0	0.50	9	0	0	0	1	1	18.0	18	5	1	0	2	7	0	14	0	1	0.71	0	1.39	.269
Williams, Ronnie	4	2	2.72	7	7	0	0	0	0	46.1	37	17	14	1	5	7	0	33	0	5	1.36	1	0.95	.213
Team Total	50	26	3.06	76	76	0	3	30	35	678.2	662	295	231	23	40	223	0	522	2	71	1.48	55	1.30	.255

FRONT OFFICE

2017 CARDINALS

2016 REVIEW

HISTORY

MINOR LEAGUES

TEXAS LEAGUE

MISC.



# JOHNSON CITY CARDINALS

Appalachian League ♦ 2016 Record: 39-29

Attendance: 51,855

Playoffs: Beat Burlington (2-0) in APP Finals

## 2016 INDIVIDUAL BATTING STATS

BATTERS	AVG	G	AB	R	H	2B	3B	HR	RBI	TB	BB	IBB	SO	SB	CS	OBP	SLG	OPS	SF	SAC	HBP	DP	E
Asbury-Heath, DeAndre	.247	47	150	23	37	8	3	2	16	57	13	0	46	4	2	.324	.380	.704	2	3	5	3	3
Bandes, Luis	.231	44	156	22	36	7	0	4	17	55	5	0	29	0	1	.275	.353	.628	1	0	5	4	10
Billings, Shane	.241	50	191	27	46	4	1	0	18	52	8	0	34	8	6	.269	.272	.541	2	0	0	5	4
Brodbeck, Andrew	.273	6	22	3	6	1	0	1	2	10	3	0	2	1	2	.407	.455	.862	0	0	2	0	0
Cordoba, Allen	.362	50	196	49	71	16	5	0	18	97	21	0	19	22	4	.427	.495	.922	1	0	2	3	17
Davis, J.R.	.333	46	186	40	62	10	2	3	13	85	5	0	22	11	6	.362	.457	.819	1	0	4	2	19
Denton, Bryce	.282	54	202	34	57	7	0	4	26	76	20	0	37	2	1	.356	.376	.732	0	0	3	9	21
Fiedler, Matt	.325	52	197	30	64	20	0	4	31	96	19	0	32	8	1	.386	.487	.874	2	0	2	2	4
Garcia, Erik	.213	25	89	10	19	5	0	1	12	27	6	0	36	0	0	.263	.303	.567	0	0	0	3	1
Gonzalez, Yariel	.308	19	78	10	24	9	0	1	11	36	6	0	10	0	0	.353	.462	.814	1	0	0	2	6
Hawkins, Joey	.120	23	75	7	9	2	0	1	4	14	5	0	28	0	1	.173	.187	.360	1	1	0	0	2
Krizner, Andrew	.319	53	185	35	59	12	1	6	42	91	21	0	21	0	0	.423	.492	.915	2	0	14	8	2
Lopes, Caleb	.336	40	131	19	44	11	0	0	22	55	30	0	24	2	0	.488	.420	.908	1	3	10	1	7
Lopez, Joshua	.305	42	154	22	47	6	2	5	33	72	20	0	41	1	0	.388	.468	.855	2	0	2	4	2
Newman, Hunter	.279	15	61	11	17	4	0	1	11	24	3	0	12	0	0	.318	.393	.712	1	0	1	1	2
Rivera, Jonathan	.257	41	144	18	37	7	3	3	24	59	4	0	51	2	0	.277	.410	.687	0	0	0	4	5
Torres, Carlos	.240	7	25	3	6	0	0	0	3	6	0	0	7	1	0	.231	.240	.471	1	0	0	0	2
Zavala, Stephen	.141	24	71	10	10	3	0	1	3	16	12	1	18	1	0	.299	.225	.524	0	1	4	5	2
Team Total	.281	68	2313	373	651	132	17	37	306	928	201	1	469	63	24	.350	.401	.752	18	8	54	56	130

FRONT OFFICE

2017 CARDINALS

2016 REVIEW

HISTORY

MINOR LEAGUES

TEXAS LEAGUE

MISC.

# JOHNSON CITY CARDINALS



## 2016 INDIVIDUAL PITCHING STATISTICS

PITCHERS	W	L	ERA	G	GS	CG	SHO	SV	SVO	IP	H	R	ER	HR	HB	BB	IBB	SO	BK	WP	GO/AO	DP	WHIP	AVG
Arias, Estarlin	4	0	2.15	19	0	0	0	6	8	29.1	22	7	7	1	3	9	0	27	1	3	1.03	3	1.06	.206
Castano, Daniel	2	5	6.19	12	11	0	0	0	0	48.0	63	40	33	6	4	12	0	34	0	7	2.12	6	1.56	.317
Gonzalez, Noel	3	1	3.05	18	0	0	0	1	2	20.2	24	11	7	1	0	11	0	20	0	6	1.20	0	1.69	.286
Hicks, Jordan	2	1	4.20	6	6	0	0	0	0	30.0	33	20	14	1	5	13	0	20	0	3	1.65	6	1.53	.292
Mateo, Julio	1	2	8.03	16	0	0	0	0	2	24.2	26	24	22	7	5	12	0	23	0	1	1.04	2	1.54	.274
MaVorthis, Levi	2	0	3.09	18	1	0	0	2	3	35.0	28	14	12	3	2	9	0	22	0	2	1.55	3	1.06	.220
Medina, Yelson	4	2	3.58	18	0	0	0	3	5	32.2	39	23	13	1	3	10	1	28	2	4	1.68	1	1.50	.289
Oca, David	2	3	5.96	10	10	0	0	0	0	45.1	64	43	30	1	4	19	0	38	0	4	1.48	2	1.83	.330
Oxnevad, Ian	5	3	3.38	12	12	0	0	0	0	72.0	80	32	27	7	4	13	0	57	0	3	0.94	6	1.29	.283
Parra, Frederis	3	5	2.53	11	10	1	0	0	0	64.0	68	33	18	3	3	7	0	36	0	2	1.28	6	1.17	.269
Santos, Ramon	3	3	4.53	13	8	0	0	1	1	49.2	59	38	25	5	2	20	0	44	0	14	1.58	8	1.59	.282
Sexton, Austin	0	1	3.32	6	6	0	0	0	0	19.0	19	10	7	1	2	5	0	13	0	1	1.21	1	1.26	.260
Shew, Anthony	0	1	6.66	15	1	0	0	0	0	25.2	43	22	19	3	0	7	0	21	0	1	1.17	3	1.95	.374
Siomkin, Keaton	2	1	3.60	15	0	0	0	0	4	20.0	19	11	8	0	1	3	0	26	0	2	1.75	2	1.10	.247
Tilley, Leland	2	0	3.09	18	0	0	0	4	4	23.1	25	9	8	0	3	12	0	25	0	4	0.71	2	1.59	.281
Tomchick, Greg	1	1	4.15	2	0	0	0	0	0	4.1	5	2	2	0	0	0	0	4	0	1	2.00	0	1.15	.238
Vance, Ross	3	0	2.48	14	3	0	0	0	0	40.0	34	14	11	2	6	8	0	54	0	3	2.30	3	1.05	.225
Team Total	39	29	4.06	68	68	1	3	17	29	583.2	651	353	263	42	47	170	1	492	3	61	1.80	54	1.41	.280

FRONT OFFICE

2017 CARDINALS

2016 REVIEW

HISTORY

MINOR LEAGUES

TEXAS LEAGUE

MISC.



Midseason and Postseason All-Star 1B Luke Voit racked up the accolades in 2016, winning the Bass Pro Shops Home Run Derby in front of his home crowd, earning the Texas League Player of the Month Award for August and becoming just the second player in Springfield Cardinals history to win the Texas League Batting Title.

## Texas League

# TEXAS LEAGUE

## OPPONENTS AND MEDIA CONTACTS

### LEAGUE OFFICE

Texas League Office  
2442 Facet Oak  
San Antonio, TX 78232  
Office Phone: (210) 545-5297  
Fax: (210) 545-5298  
**President: Tom Kayser**  
texasleague@sbcglobal.net



### NORTH

### SOUTH

#### ARKANSAS TRAVELERS

P.O. Box 55066  
Little Rock, AR 72215  
Office Phone: (501) 664-1555  
Fax: (501) 664-1834  
**Media Contact:**  
**Steven Davis**  
steven@travs.com



#### CORPUS CHRISTI HOOKS

734 E. Port Ave.  
Corpus Christi, TX 78401  
Office Phone: (361) 561-4665  
Fax: (361) 561-4666  
**Media Contact:**  
**Michael Coffin**  
mcoffin@cchooks.com



#### NW ARKANSAS NATURALS

P.O. Box 6817  
Springdale, AR 72766  
Office Phone: (479) 927-4900  
Fax: (479) 756-8088  
**Media Contact:**  
**Benjamin Kelly**  
benjamin@nwanaturals.com



#### FRISCO ROUGHRIDERS

7300 RoughRiders Trail  
Frisco, TX 75034  
Office Phone: (972) 334-1925  
Fax: (972) 334-1959  
**Media Contact:**  
**Ryan Rouillard**  
ryan@ridersbaseball.com



#### SPRINGFIELD CARDINALS

955 E. Trafficway  
Springfield, MO 65802  
Office Phone: (417) 832-3041  
Fax: (417) 863-0388  
**Media Contact:**  
**Andrew Buchbinder**  
abuchbinder@cardinals.com



#### MIDLAND ROCKHOUNDS

5514 N. Champions Dr.  
Midland, TX 79706  
Office Phone: (432) 520-2255  
Fax: (432) 520-8326  
**Media Contact:**  
**Bob Hards**  
hardshello@aol.com



#### TULSA DRILLERS

4802 East 15th St.  
Tulsa, OK 74112  
Office Phone: (918) 744-5998  
Fax: (918) 747-3267  
**Media Contact:**  
**Brian Carroll**  
brian@tulsadrillers.com



#### SAN ANTONIO MISSIONS

5757 Highway 90 West  
San Antonio, TX 78227  
Office Phone: (210) 675-7275  
Fax: (210) 670-0001  
**Media Contact:**  
**Mike Saeger**  
msaeger@samissions.com



FRONT OFFICE

2017 CARDINALS

2016 REVIEW

HISTORY

MINOR LEAGUES

TEXAS LEAGUE

MISC.



# ARKANSAS TRAVELERS

Affiliate: Seattle Mariners (2017)

Dickey-Stephens Park  
 P.O. Box 55066  
 Little Rock, AR 72215  
 Telephone: (501) 664-1555  
 Fax: (501) 664-1834  
 E-mail: travs@travs.com  
 Website: www.travs.com



**MANAGER**  
 Daren Brown

**PITCHING COACH**  
 Ethan Katz

**HITTING COACH**  
 Roy Howell

**TRAINER**  
 TBA

General Manager .....Paul Allen  
 Media Contact.....Steven Davis  
 Radio Announcer.....Steven Davis  
 Station.....KARN - 920 AM

Capacity: 7,500

Year Opened: 2007

Directions: I-30 to Broadway exit. Proceed West on Broadway. Take a left on Willow. Right on Riverfront. Bus parking is just before the Broadway Bridge off to the right.

## VISITING CLUB HOTEL

Crowne Plaza  
 201 S. Shackleford Rd.  
 Little Rock, AR 72211  
 (501) 223-3000

## 2016 RECAP (16-16 Overall; 8-8 Home; 8-8 Road)

DATE	H/A	W/L	SCORE	WP	LP	DATE	H/A	W/L	SCORE	WP	LP
4/21	A	L	9-4	Kipper	Poncedeleon	6/24	H	L	4-0	Carpenter	Sulbaran
4/22	A	L	3-1	Blackford	Morales	6/25	H	W	12-7	Echemendia	Blackford
4/23	A	W	3-0	Baker	Weller	6/26	H	W	4-2	Weaver	Alcantara
4/24	A	W	10-2	Mayers	McGowin	7/17	H	L	7-4	Scribner	Walter
4/30	H	L	9-5	McGowin	Mayers	7/18	H	L (7)	3-1	Kipper	Weaver
5/1	H	W (7)	9-8	Donofrio	Kipper	7/18	H	L (7)	6-4	DeLoach	Brebbia
5/1	H	L (7)	6-1	Scribner	Heyer	7/19	H	W	9-6	Poncedeleon	Molina
5/2	H	W	7-1	Nielsen	Blackford	7/20	H	L	4-1	O'Grady	Nielsen
5/20	A	L	6-4	Wood	Brebbia	8/4	A	W (10)	3-2	Herget	Fury
5/21	A	W	6-4	Mayers	Scribner	8/5	A	W	6-3	Baker	Blackford
5/22	A	L	6-4	Kipper	Poncedeleon	8/6	A	L	5-4	Grendell	Shaban
5/23	A	W	8-3	Nielsen	Carpenter	8/30	A	L	5-0	Blackford	Baker
6/7	H	W	3-2	Herget	Weller	8/31	A	L (7)	4-2	Klonowski	Poncedeleon
6/8	H	L	6-0	Kipper	Nielsen	8/31	A	W (7)	2-1	Nielsen	Nuding
6/9	H	W (11)	4-3	Lucas	Paredes	9/1	A	L	9-5	Grendell	Wright
6/10	H	W	6-4	Shaban	Adams	9/2	A	W	5-0	McKinney	Kipper

## 2017 SCHEDULE

DAY	DATE	SITE	TIME	DAY	DATE	SITE	TIME
Thurs.	April 20	ARK	7:10	Thurs.	June 22	SPR	7:10
Fri.	April 21	ARK	7:10	Fri.	June 23	SPR	7:10
Sat.	April 22	ARK	6:10	Sat.	June 24	SPR	6:10
Sun.	April 23	ARK	2:10	Sun.	June 25	SPR	2:10
Fri.	April 28	SPR	7:10	Wed.	July 12	ARK	7:10
Sat.	April 29	SPR	6:10	Thurs.	July 13	ARK	7:10
Sun.	April 30	SPR	2:10	Fri.	July 14	ARK	7:10
Mon.	May 1	SPR	11:10am	Sat.	July 15	ARK	6:10
Thurs.	May 11	ARK	7:10	Thurs.	July 20	ARK	7:10
Fri.	May 12	ARK	7:10	Fri.	July 21	ARK	7:10
Sat.	May 13	ARK	5:30	Sat.	July 22	ARK	6:10
Sun.	May 14	ARK	2:10	Sun.	July 23	ARK	6:10
Wed.	June 14	SPR	6:30	Tues.	Aug. 29	SPR	6:30
Thurs.	June 15	SPR	7:10	Wed.	Aug. 30	SPR	6:30
Fri.	June 16	SPR	7:10	Thurs.	Aug. 31	SPR	7:10
Sat.	June 17	SPR	6:10	Fri.	Sept. 1	SPR	7:10

# 2016 Final Team Roster

<b>PITCHERS</b>	<b>JERSEY#</b>	<b>B</b>	<b>T</b>	<b>HT</b>	<b>WT</b>	<b>BORN</b>
Adams, Austin	11	R	R	6'2"	225	5/5/1991
Alcantara, Victor	40	R	R	6'2"	190	4/3/1993
Alonzo, Eric	29	S	R	6'2"	215	8/28/1991
Blackford, Alex	12	R	R	5'11"	200	11/16/1990
Fury, Nate	7	R	R	5'11"	200	2/6/1991
Grendell, Kevin	19	L	L	6'2"	210	8/22/1993
Johnson, D.J.	32	L	R	6'4"	235	8/30/89
Kipper, Jordan	27	R	R	6'4"	185	10/6/1992
Klonowski, Alex	23	R	R	6'4"	195	4/1/1992
Molina, Jose	15	L	L	5'11"	160	6/26/1991
Nuding, Zach	34	R	R	6'4"	260	3/29/1990
Paredes, Eduardo	37	R	R	6'1"	240	3/6/1995
Paredes, Edward	26	L	L	6'0"	180	9/30/1986
Tolliver, Ashur	17	L	L	6'0"	170	1/24/1988
<b>CATCHERS</b>	<b>JERSEY#</b>	<b>B</b>	<b>T</b>	<b>HT</b>	<b>WT</b>	<b>BORN</b>
Strentz, Michael	24	R	R	6'1"	215	11/10/1991
Wass, Wade	25	R	R	6'0"	215	9/23/1991
<b>INFIELDERS</b>	<b>JERSEY#</b>	<b>B</b>	<b>T</b>	<b>HT</b>	<b>WT</b>	<b>BORN</b>
Coyle, Sean	6	R	R	5'8"	175	1/17/1992
Daniel, Andrew	4	R	R	6'1"	195	1/27/1993
Fletcher, David	9	R	R	5'10"	175	5/31/1994
Phillips, Anthony	14	R	R	5'9"	160	4/11/1990
Yarbrough, Alex	16	S	R	6'0"	190	8/3/1991
<b>OUTFIELDERS</b>	<b>JERSEY#</b>	<b>B</b>	<b>T</b>	<b>HT</b>	<b>WT</b>	<b>BORN</b>
Adams, Caleb	10	R	R	5'10"	185	1/26/1993
Henry, Jabari	31	R	R	6'1"	200	11/11/1990
Hinshaw, Chad	38	R	R	6'1"	205	9/10/1990
Way, Bo	3	L	L	6'0"	180	11/17/1991
Welz, Zach	20	R	R	6'1"	190	5/7/1992

## SERIES FACTS

Most Runs, Game:	By Springfield: 20 (20-3, June 10, 2012 at Hammons Field) By Arkansas: 18 (18-9, Sept. 4, 2005 at Hammons Field)
Widest Margin Victory:	By Springfield: 17 Runs (20-3, June 10, 2012 at Hammons Field) By Arkansas: 15 Runs (15-0, Aug. 5, 2005 at Ray Winder Field)
Longest Winning Streak:	By Springfield: 8 (July 31, 2012 to Sept. 3, 2012) 8 (July 20, 2015 to Sept. 1, 2015) By Arkansas: 10 (June 22, 2014 to Aug. 26, 2014)
Attendance High:	At Hammons Field: 9,716 (July 15, 2013)

## Cardinals vs. Travelers Last Three Years

2015	9-7	10-6	19-13	.594
------	-----	------	-------	------

FRONT OFFICE

2017 CARDINALS

2016 REVIEW

HISTORY

MINOR LEAGUES

TEXAS LEAGUE

MISC.

## 2016 INDIVIDUAL BATTING STATISTICS

BATTERS	AVG	G	AB	R	H	2B	3B	HR	RBI	TB	BB	IBB	SO	SB	CS	OBP	SLG	OPS	SF	SAC	HBP	DP	E
Adams, Caleb	.228	70	246	28	56	5	3	4	24	79	18	0	82	9	4	.286	.321	.607	2	6	3	2	0
Aguilera, Eric	.270	119	459	49	124	25	4	14	65	199	27	5	130	0	9	.313	.434	.747	5	0	4	12	6
Allday, Forrest	.281	28	89	11	25	8	0	0	7	33	12	0	13	4	2	.385	.371	.755	0	2	3	2	0
Amendolare, Angelo	.167	2	6	1	1	0	0	0	0	1	1	0	1	0	0	.286	.167	.452	0	0	0	1	2
Arakawa, Tim	.173	27	98	8	17	4	0	0	7	21	13	0	18	6	1	.277	.214	.491	0	4	1	1	0
Bayardi, Brandon	.246	18	57	5	14	3	0	1	7	20	1	0	15	0	1	.295	.351	.646	0	1	3	2	0
Bernboom, Anthony	.146	25	82	6	12	3	0	0	1	15	7	1	17	0	2	.222	.183	.405	0	0	1	1	2
Briceno, Jose	.225	62	227	25	51	12	2	3	21	76	11	0	42	2	2	.259	.335	.594	1	1	0	5	6
Coyle, Sean	.204	40	157	20	32	6	1	3	13	49	14	0	56	7	3	.277	.312	.590	0	3	2	2	1
Daniel, Andrew	.266	121	448	51	119	21	2	5	43	159	39	0	102	9	3	.331	.355	.686	4	2	7	13	11
Fletcher, David	.300	20	80	10	24	6	0	0	6	30	3	0	13	1	0	.325	.375	.700	0	0	0	2	0
Henry, Jabari	.213	102	352	42	75	11	1	15	51	133	36	0	110	2	8	.297	.378	.675	2	0	7	5	0
Hinshaw, Chad	.190	57	205	26	39	6	1	5	23	62	20	0	69	14	6	.288	.302	.591	2	0	9	3	0
Johnson, Sherman	.369	19	65	18	24	4	2	4	9	44	14	0	13	2	1	.481	.677	1.158	0	1	0	0	3
McGee, Stephen	.165	38	121	9	20	5	0	2	8	31	15	0	38	1	0	.270	.256	.526	2	0	3	2	3
Phillips, Anthony	.259	114	347	43	90	11	3	1	37	110	37	0	79	9	11	.332	.317	.649	6	11	4	6	10
Rosa, Angel	.182	54	165	16	30	5	2	2	11	45	11	1	52	2	0	.239	.273	.512	2	1	2	4	3
Strentz, Michael	.083	4	12	0	1	0	0	0	0	1	2	0	6	0	1	.214	.083	.298	0	0	0	2	0
Towey, Cal	.292	57	192	28	56	11	5	4	17	89	34	4	51	5	6	.402	.464	.865	1	0	2	5	1
Wass, Wade	.189	41	127	13	24	2	1	1	13	31	19	0	49	4	2	.303	.244	.547	3	1	3	1	1
Way, Bo	.261	130	425	41	111	11	4	2	36	136	31	2	87	21	14	.320	.320	.640	1	8	6	7	4
Weiz, Zach	.206	26	68	11	14	3	1	1	7	22	9	0	28	1	1	.299	.324	.622	0	1	0	0	2
Yarbrough, Alex	.267	131	510	48	136	32	3	4	52	186	32	1	128	11	7	.307	.365	.671	8	3	1	9	3
Team Total	.241	140	4538	509	1095	194	35	71	458	1572	406	14	1199	110	84	.310	.346	.656	39	45	61	87	65

## 2016 INDIVIDUAL PITCHING STATISTICS

PITCHERS	W	L	ERA	G	GS	CG	SHO	SV	SVO	IP	H	R	ER	HR	HB	BB	IBB	SO	BK	WP	GO/AO	DP	WHIP	AVG
Adams, Austin	0	1	3.05	32	0	0	0	4	5	41.1	29	14	14	2	3	24	0	61	0	4	0.97	1	1.28	.199
Alcantara, Victor	3	7	4.30	29	20	0	0	0	0	111.0	106	62	53	9	5	57	0	79	0	7	1.63	13	1.47	.255
Alonzo, Eric	2	1	2.19	8	0	0	0	0	0	12.1	5	3	3	0	1	2	0	8	0	1	0.69	0	0.57	.125
Blackford, Alex	9	7	3.07	22	22	0	0	0	0	111.1	75	41	38	13	4	49	0	105	0	12	0.42	6	1.11	.189
Broussard, Geoff	0	0	4.58	15	0	0	0	3	4	17.2	11	9	9	5	0	5	0	24	0	2	0.59	0	0.91	.183
Brunnemann, Tyler	0	1	9.00	1	0	0	0	0	0	2.0	3	2	2	0	0	2	0	2	0	0	1.00	0	2.50	.333
Busenitz, Alan	0	1	1.93	24	0	0	0	3	3	32.2	29	7	7	2	2	5	0	32	0	1	1.00	3	1.04	.244
Carpenter, Tyler	4	9	5.58	15	15	0	0	0	0	71.0	93	46	44	6	2	17	0	50	1	4	0.85	4	1.55	.323
DeLoach, Tyler	4	1	2.06	30	0	0	0	3	4	39.1	29	9	9	2	3	8	1	49	2	0	1.07	4	0.94	.213
Fury, Nate	0	1	2.16	7	0	0	0	0	0	8.1	5	2	2	0	0	9	0	8	0	3	0.88	2	1.68	.179
Grendell, Kevin	2	1	1.37	11	0	0	0	0	1	19.2	7	3	3	1	0	12	1	23	0	2	0.31	0	0.97	.111
Johnson, D.J.	4	4	4.02	47	1	0	0	6	10	69.1	78	36	31	1	5	32	3	67	1	12	1.48	7	1.59	.291
Kipper, Jordan	12	7	3.35	25	25	2	1	0	0	153.0	147	63	57	10	4	41	0	85	0	6	1.83	23	1.23	.258
Klonowski, Alex	1	3	5.31	5	5	0	0	0	0	20.1	26	12	12	0	2	8	0	14	0	0	0.57	0	1.67	.321
McGowin, Kyle	3	2	4.56	5	5	1	1	0	0	25.2	22	17	13	4	1	9	0	32	0	2	0.87	3	1.21	.227
Middleton, Keynan	0	0	1.20	13	0	0	0	6	6	15.0	11	2	2	1	0	4	0	18	0	0	1.08	1	1.00	.196
Molina, Jose	0	3	5.55	25	8	0	0	0	0	61.2	78	39	38	5	1	23	0	48	0	2	1.05	7	1.64	.317
Nuding, Zach	2	3	2.97	13	5	0	0	0	0	39.1	43	16	13	3	0	10	0	28	0	2	0.69	2	1.35	.287
O'Grady, Chris	7	1	2.80	15	8	0	0	1	2	61.0	64	19	19	3	1	10	0	50	0	4	1.05	7	1.21	.276
Paredes, Eduardo	0	3	3.35	35	0	0	0	8	10	48.1	46	21	18	6	0	14	3	43	1	5	0.71	3	1.24	.247
Paredes, Edward	2	2	2.27	46	0	0	0	2	3	43.2	25	12	11	2	5	21	0	53	0	7	0.57	2	1.05	.167
Reynolds, Danny	1	3	5.61	22	0	0	0	0	1	33.2	27	21	21	2	3	24	1	31	1	8	0.78	1	1.51	.221
Roenicke, Josh	0	1	2.35	17	0	0	0	1	1	23.0	15	6	6	1	7	12	0	31	1	1	2.30	2	1.17	.192
Scribner, Troy	8	3	3.47	16	16	0	0	0	0	85.2	64	36	33	8	1	34	0	82	0	1	0.74	3	1.14	.206
Tolliver, Ashur	0	0	10.80	1	0	0	0	0	0	1.2	3	2	2	0	0	1	0	1	0	1	2.00	1	2.40	.429
Weller, Blayne	2	7	4.58	12	10	0	0	0	0	57.0	51	34	29	12	13	17	0	57	0	4	0.83	3	1.19	.237
Wood, Austin	1	1	4.76	19	0	0	0	3	5	17.0	17	13	9	1	1	14	0	12	0	1	0.94	3	1.82	.270
Team Total	67	73	3.66	140	140	3	15	40	55	1222.0	1109	547	497	99	64	464	9	1093	7	92	1.27	101	1.29	.245

FRONT OFFICE

2017 CARDINALS

2016 REVIEW

HISTORY

MINOR LEAGUES

TEXAS LEAGUE

MISC.

# CORPUS CHRISTI HOOKS

Affiliate: Houston Astros (2005)

Whataburger Field  
 734 E. Port Ave  
 Corpus Christi, TX 78401  
 Telephone: (361) 561-4665  
 Fax: (361) 561-4666  
 E-mail: info@cchooks.com  
 Website: www.cchooks.com



**MANAGER**  
 Rodney Linares

**PITCHING COACH**  
 Dave Borkowski

**HITTING COACH**  
 Joel Chimelis

**TRAINER**  
 Grant Hufford

Vice President / General Manager.....Michael Wood  
 Media Contact.....Michael Coffin  
 Radio Announcer.....Michael Coffin  
 Station .....KKTX - 1360 AM

Capacity: 5,314  
 Year Opened: 2005  
 Directions: I-37 South to Bayfront/Shoreline exit, left on Chaparral to East Port Avenue. Turn left at East Port. Stadium is on the right.

## VISITING CLUB HOTEL

Holiday Inn Marina  
 707 N. Shoreline Dr.  
 Corpus Christi, TX 78401

## 2016 RECAP (6-6 Overall; 2-4 Home; 4-2 Road)

DATE	H/A	W/L	SCORE	WP	LP
4/10	A	W	6-4	Morales	Holmes
4/11	A	L (12)	5-4	Freeman	Donofrio
4/12	A	W	7-3	Littrell	Freeman
4/17	H	L	3-2	Del Rosario	Lucas
4/18	H	L	6-0	Sneed	Mayers
4/19	H	W	6-3	Nielsen	Yuhl
6/30	A	W	3-1	Sulbaran	Sneed
7/1	A	W	11-1	Wyatt	Martes
7/2	A	L	6-3	Grills	Weaver
7/6	H	L	7-5	Sneed	Walter
7/7	H	L	4-3	Weathersby	Wright
7/8	H	W	14-5	Poncedeleon	Grills

## 2017 SCHEDULE

DAY	DATE	SITE	TIME	DAY	DATE	SITE	TIME
Tues.	May 23	CC	7:05	Fri.	Aug. 11	CC	7:05
Wed.	May 24	CC	7:05	Sat.	Aug. 12	CC	7:05
Thurs.	May 25	CC	7:05	Sun.	Aug. 13	CC	6:05
Tues.	May 30	SPR	6:30	Fri.	Aug. 18	SPR	7:10
Wed.	May 31	SPR	6:30	Sat.	Aug. 19	SPR	6:10
Thurs.	June 1	SPR	7:10	Sun.	Aug. 20	SPR	2:10

## 2016 Final Team Roster

<b>PITCHERS</b>	<b>JERSEY #</b>	<b>B</b>	<b>T</b>	<b>HT</b>	<b>WT</b>	<b>BORN</b>
Armenteros, Rogelio	19	R	R	6'1"	215	6/30/1994
Comer, Kevin	27	R	R	6'3"	238	8/1/1992
Deemes, Ryan	45	R	R	6'2"	219	6/11/1993
Deetz, Dean	20	R	R	6'1"	197	11/29/1993
Dorris, Jacob	43	R	R	6'2"	165	3/24/1993
Emanuel, Kent	32	L	L	6'4"	225	6/4/1992
Freeman, Michael	40	R	L	6'8"	250	10/7/1991
Martes, Francis	25	R	R	6'1"	230	11/24/1995
Peterson, Eric	44	R	R	6'4"	195	3/8/1993
Smith, Kyle	51	R	R	6'0"	190	9/10/1992
Sneed, Cy	18	R	R	6'4"	215	10/1/1992
Thompson, Ryan	24	R	R	6'5"	220	6/26/1992
Thornton, Trent	21	R	R	6'0"	182	9/30/1993
<b>CATCHERS</b>	<b>JERSEY #</b>	<b>B</b>	<b>T</b>	<b>HT</b>	<b>WT</b>	<b>BORN</b>
Pena, Roberto	23	R	R	6'0"	216	6/8/1992
Stubbs, Garrett	1	L	R	5'10"	175	5/26/1993
<b>INFIELERS</b>	<b>JERSEY #</b>	<b>B</b>	<b>T</b>	<b>HT</b>	<b>WT</b>	<b>BORN</b>
Davis, J.D.	26	R	R	6'3"	230	4/27/1993
Gregor, Conrad	12	L	R	6'3"	225	2/27/1992
Hyde, Mott	10	R	R	5'10"	193	3/10/1992
McDonald, Chase	29	R	R	6'4"	275	6/2/1992
Nunez, Antonio	2	R	R	5'9"	158	1/10/1993
Tanielu, Nick	30	R	R	5'11"	215	9/4/1992
<b>OUTFIELDERS</b>	<b>JERSEY #</b>	<b>B</b>	<b>T</b>	<b>HT</b>	<b>WT</b>	<b>BORN</b>
Boyd, Bobby	3	L	R	5'9"	175	1/4/1993
Ferguson, Drew	5	R	R	5'11"	185	8/3/1992
Laureano, Ramon	9	R	R	5'11"	194	7/15/1994
Ramsay, James	13	L	L	5'11"	200	3/2/1992

### SERIES FACTS

Most Runs, Game:	By Springfield: 17 (17-10, August 19, 2007 at Whataburger Field) By Corpus Christi: 13 (13-1, June 26, 2013 at Whataburger Field)
Widest Margin Victory:	By Springfield: 10 Runs (11-1, July 1, 2016 at Whataburger Field) By Corpus Christi: 12 Runs (15-3, June 3, 2007 at Hammons Field) 12 Runs (13-1, June 26, 2013 at Whataburger Field)
Longest Winning Streak:	By Springfield: 8 (Aug. 12, 2010 to June 1, 2011) By Corpus Christi: 5 (July 5, 2013 to April 13, 2014) 5 (April 9, 2015 to April 17, 2015)
Attendance High:	At Hammons Field: 11,818, July 4, 2013

### Cardinals vs. Hooks Last Three Years

<b>YEAR</b>	<b>HOME</b>	<b>AWAY</b>	<b>OVERALL</b>	<b>WIN %</b>
2014	2-4	2-4	4-8	.333
2015	3-3	1-5	4-8	.333
2016	2-4	4-2	6-6	.500
All-Time	39-34	30-44	69-78	.469

FRONT OFFICE

2017 CARDINALS

2016 REVIEW

HISTORY

MINOR LEAGUES

TEXAS LEAGUE

MISC.

## 2016 INDIVIDUAL BATTING STATISTICS

BATTERS	AVG	G	AB	R	H	2B	3B	HR	RBI	TB	BB	IBB	SO	SB	CS	OBP	SLG	OPS	SF	SAC	HBP	DP	E
Avea, Marlon	.000	3	5	0	0	0	0	0	0	0	0	0	2	0	0	.000	.000	.000	0	0	0	0	0
Ayarza, Rodrigo	.200	2	5	0	1	0	0	0	1	1	0	0	0	0	0	.200	.200	.400	0	0	0	1	0
Boyd, Bobby	.211	21	76	11	16	2	3	0	3	24	7	0	22	4	1	.282	.316	.598	1	3	1	1	0
Bregman, Alex	.297	62	236	54	70	16	2	14	46	132	42	3	26	5	3	.415	.559	.975	0	1	6	5	11
Davis, J.D.	.268	126	485	61	130	34	1	23	81	235	45	0	143	1	3	.334	.485	.818	4	0	5	9	15
Ferguson, Drew	.327	15	52	14	17	4	1	3	7	32	6	0	13	2	0	.397	.615	1.012	0	0	0	1	1
Fisher, Derek	.245	102	371	54	91	13	4	16	59	160	74	7	128	23	7	.373	.431	.804	1	0	2	4	3
Fontana, Nolan	.278	10	36	4	10	4	0	0	4	14	8	2	5	1	0	.409	.389	.798	0	0	0	1	0
Garcia, Alejandro	.271	51	192	24	52	9	0	3	20	70	6	0	30	6	3	.296	.365	.661	0	0	1	6	1
Gattis, Evan	.375	11	40	8	15	2	0	5	10	32	1	1	4	0	0	.405	.800	1.205	0	0	1	1	0
Gomez, Carlos	.250	5	20	3	5	0	0	1	1	8	0	0	6	0	1	.286	.400	.686	0	0	1	0	0
Gonzalez, Alfredo	.158	44	146	14	23	5	1	0	7	30	14	0	40	0	0	.236	.205	.442	0	1	1	4	3
Gregor, Conrad	.211	106	370	36	78	18	3	9	43	129	48	2	64	0	1	.299	.349	.648	3	1	0	11	5
Gurriel, Yulieski	.118	5	17	0	2	0	0	0	3	2	1	0	6	0	0	.158	.118	.276	1	0	0	0	1
Hernandez, Teoscar	.305	69	279	53	85	19	0	6	30	122	32	0	55	29	11	.384	.437	.821	2	3	5	2	3
Hyde, Mott	.218	86	280	27	61	11	3	2	26	84	26	0	85	2	3	.286	.300	.586	3	4	2	1	13
Laureano, Ramon	.323	36	124	20	40	9	2	5	13	68	20	0	33	10	3	.432	.548	.981	0	0	4	4	0
Mayfield, Jack	.237	33	118	21	28	7	0	9	26	62	8	0	27	2	0	.298	.525	.823	2	0	3	3	6
McDonald, Chase	.227	109	392	40	89	12	0	17	53	152	36	0	120	0	0	.290	.388	.678	5	0	1	11	2
Mitchell, Ronnie	.121	8	33	4	4	0	0	1	4	7	2	0	6	0	0	.171	.212	.384	0	0	0	0	0
Moon, Chan Jong	.237	40	93	15	22	1	0	1	2	26	11	0	24	5	4	.330	.280	.610	0	2	2	2	6
Nunez, Antonio	.304	23	69	6	21	1	0	0	7	22	10	0	15	1	1	.402	.319	.721	1	1	2	1	4
Pena, Roberto	.238	59	202	29	48	11	0	8	20	83	6	0	34	0	0	.264	.411	.675	2	5	2	6	2
Ramsay, James	.195	97	338	44	66	17	2	4	24	99	40	0	67	4	4	.286	.293	.579	2	7	4	4	2
Stubbs, Garrett	.325	31	120	23	39	9	1	4	16	62	14	0	11	5	0	.401	.517	.918	1	0	2	4	2
Tanielu, Nick	.253	95	371	35	94	15	1	7	47	132	22	0	60	1	1	.298	.356	.654	3	2	3	9	12
Tucker, Preston	.095	6	21	1	2	0	0	0	3	2	2	0	9	0	0	.167	.095	.262	1	0	0	1	1
Vasquez, Danny	.265	60	211	20	56	12	1	3	20	79	17	0	24	8	5	.322	.374	.696	1	3	1	5	4
Woodward, Trent	.250	13	48	5	12	4	0	1	3	19	5	0	12	0	0	.321	.396	.717	0	0	0	5	0
Team Total	.248	140	4750	626	1177	235	25	142	579	1888	503	15	1071	109	51	.324	.397	.722	33	33	49	102	114

## 2016 INDIVIDUAL PITCHING STATISTICS

PITCHERS	W	L	ERA	G	CG	SHO	SV	SVO	IP	H	R	ER	HR	HB	BB	IBB	SO	BK	WP	GO/AO	DP	WHIP	AVG	
Armenteros, Rogelio	2	0	1.96	3	3	0	0	0	18.10	17	5	4	1	0	4	0	13	0	0	0.64	0	1.15	.262	
Comer, Kevin	0	0	3.68	8	0	0	0	1	2	14.20	17	6	6	2	1	6	0	18	0	1	1.25	1	1.57	.274
Cotton, Chris	1	1	1.71	16	0	0	0	2	2	26.10	29	7	5	0	0	7	0	18	0	2	1.00	5	1.37	.276
Deemes, Ryan	0	0	0	4	0	0	0	0	8.10	7	0	0	0	1	2	0	10	0	0	0.40	0	1.08	.233	
Deetz, Dean	2	0	0	2	2	0	0	0	12.00	7	0	0	0	0	2	0	17	0	0	1.00	0	0.75	.175	
Del Rosario, Yeyfry	1	0	0	1	0	0	0	0	1.10	0	0	0	0	0	0	0	2	0	0	1.00	0	0.00	.000	
Dorris, Jacob	0	0	1.86	8	0	0	0	4	4	9.20	7	2	2	1	2	1	16	0	1	0.33	0	0.83	.200	
Emanuel, Kent	6	4	5.23	17	16	0	0	1	1	82.20	97	51	48	8	1	20	0	58	0	1	0.91	6	1.42	.292
Freeman, Michael	3	4	7.19	37	0	0	0	2	2	56.10	79	50	45	5	1	36	2	29	1	5	2.16	5	2.04	.333
Frias, Edison	4	1	2.44	15	10	0	0	1	2	73.20	60	25	20	3	3	30	0	62	1	6	1.05	9	1.22	.222
Grills, Evan	5	5	3.99	16	13	1	1	1	1	94.20	94	47	42	13	1	16	1	69	1	2	1.31	10	1.16	.259
Guduan, Reymin	1	0	0.69	9	0	0	0	2	2	13.00	7	1	1	1	0	3	0	19	0	0	1.38	1	0.77	.156
Heredia, Angel	0	0	2.92	5	0	0	0	0	0	12.10	14	4	4	1	0	3	0	20	0	3	1.14	0	1.38	.286
Holmes, Brian	4	2	3.73	11	9	0	0	0	1	50.20	51	26	21	5	2	13	0	51	0	3	0.87	1	1.26	.258
Maries, Francis	9	6	3.3	25	22	0	0	0	3	125.10	104	53	46	4	4	47	0	131	1	9	1.00	8	1.20	.222
McCullers, Lance	0	0	3	1	1	0	0	0	3.00	3	1	1	1	0	0	0	4	0	0	1.50	0	1.00	.273	
McCurry, Brendan	2	4	2.27	28	0	0	0	13	15	39.20	28	12	10	4	3	8	0	50	0	2	1.91	2	0.91	.199
Mirnis, Albert	2	1	4.74	12	0	0	0	1	1	19.00	18	10	10	2	0	6	0	11	2	0	2.67	2	1.26	.254
Musgrove, Joe	2	1	0.34	6	4	0	0	0	0	26.10	19	2	1	1	0	3	0	30	0	1	1.38	1	0.84	.192
Paulino, David	5	2	1.83	14	9	0	0	1	1	64.00	47	16	13	3	3	11	0	72	0	2	0.59	3	0.91	.204
Peterson, Eric	6	3	3.69	27	0	0	0	3	5	53.20	52	29	22	4	3	9	1	55	0	3	0.72	3	1.14	.250
Sandoval, Edgardo	0	0	20.25	1	0	0	0	0	1.10	4	3	3	1	0	0	0	0	1	0	0.33	0	3.00	.500	
Santos, Juan	0	1	9	1	0	0	0	0	0	2.00	2	2	2	0	0	1	0	2	0	2	0.00	0	1.50	.250
Sanudo, Gonzalo	0	0	4.05	4	0	0	0	0	0	6.20	7	3	3	0	0	3	1	5	0	1	0.56	1	1.50	.292
Schmidt, David	1	1	10	5	0	0	0	0	0	9.00	14	10	10	1	0	4	0	3	0	0	1.88	1	2.00	.350
Smith, Kyle	3	7	5.03	27	6	0	0	3	5	82.10	98	54	46	14	2	29	0	67	1	4	1.42	3	1.54	.294
Sneed, Cy	6	5	4.04	25	21	0	0	1	1	118.00	119	55	53	12	2	33	0	112	0	10	0.84	6	1.29	.259
Thompson, Ryan	3	1	1.8	23	0	0	0	3	5	40.00	32	9	8	0	1	10	0	23	0	3	2.46	7	1.05	.221
Thomton, Trent	3	1	2.35	7	7	0	0	0	0	46.00	42	12	12	5	0	5	0	35	0	0	0.76	3	1.02	.243
Weathersby, Scott	1	0	0	1	0	0	0	0	0	2.00	1	0	0	0	0	0	0	3	0	0	0.50	0	0.50	.143
West, Aaron	5	2	3.47	37	0	0	0	15	18	62.10	71	32	24	4	1	12	2	52	0	3	0.79	3	1.33	.285
Yuhl, Keegan	8	3	3.04	19	17	0	0	1	1	97.20	97	37	33	6	3	21	0	75	0	1	1.00	6	1.21	.258
Team Total	85	55	3.49	140	140	1	15	55	72	1272.10	1244	564	493	102	34	345	7	1132	8	65	1.41	87	1.25	.255

FRONT OFFICE

2017 CARDINALS

2016 REVIEW

HISTORY

MINOR LEAGUES

TEXAS LEAGUE

MISC.



# FRISCO ROUGHRIDERS

Affiliate: Texas Rangers (2003)

Dr. Pepper Ballpark  
7300 RoughRiders Trail  
Frisco, TX 75034  
Telephone: (972) 731-9200  
Fax: (972) 731-5355  
E-mail: [info@ridersbaseball.com](mailto:info@ridersbaseball.com)  
Website: [www.ridersbaseball.com](http://www.ridersbaseball.com)



MANAGER  
Joe Mikulik

General Manager.....Jason Dambach  
Media Contact.....Ryan Rouillard  
Radio Announcer.....Ryan Rouillard  
Station  
.....RidersBaseball.com

PITCHING COACH  
Brian Shouse

HITTING COACH  
Jason Hart

Capacity: 8,600  
Year Opened: 2003

Directions: The ballpark is at the northeast corner of Dallas North Tollway and State Highway 121.

TRAINER  
Jacob Newburn

## VISITING CLUB HOTEL

Comfort Suites at Frisco Square

## 2016 RECAP (7-5 Overall; 5-1 Home; 2-4 Road)

DATE	H/A	W/L	SCORE	WP	LP
5/27	H	W	1-0	Shaban	Slack
5/28	H	W	5-4	Perry	Fasola
5/29	H	W	4-1	Morales	Ortiz
6/3	A	L	6-5	Valdespina	Wyatt
6/4	A	L	11-6	Mendez	Baker
6/5	A	W	5-0	Weaver	Ortiz
8/9	H	W	16-4	Poncedeleon	Sadzeck
8/10	H	L	8-1	Snodgrass	Pearce
8/11	H	W	5-1	Sulbaran	Garrett
8/16	A	L	4-3	Hernandez	Sulbaran
8/17	A	L	9-6	Garrett	Pearce
8/18	A	W	6-2	Shaban	Pena

## 2017 SCHEDULE

DAY	DATE	SITE	TIME	DAY	DATE	SITE	TIME
Thurs.	April 6	FRI	7:05	Sun.	July 2	FRI	7:05
Fri.	April 7	FRI	7:05	Mon.	July 3	FRI	7:05
Sat.	April 8	FRI	7:05	Tues.	July 4	FRI	7:05
Thurs.	April 13	SPR	7:10	Sat.	July 8	SPR	6:10
Fri.	April 14	SPR	7:10	Sun.	July 9	SPR	6:10
Sat.	April 15	SPR	6:10	Mon.	July 10	SPR	6:30

## 2016 Final Team Roster

<b>PITCHERS</b>	<b>JERSEY #</b>	<b>B</b>	<b>T</b>	<b>HT</b>	<b>WT</b>	<b>BORN</b>
Carroll, Scott	13	R	R	6'4"	215	9/24/1984
Garrett, Reed	32	R	R	6'2"	195	1/2/1993
Grullon, Juan	36	L	L	6'1"	220	3/4/1990
Hernandez, Jefri	48	R	R	6'2"	226	4/27/1991
Jackson, Luke	37	R	R	6'2"	210	8/24/1991
Jurado, Ariel	14	R	R	6'1"	228	1/30/1996
Ledbetter, Ryan	46	R	R	6'1"	206	2/13/1992
Lewis, Colby	43	R	R	6'4"	238	8/2/1979
Lopez, Frank	29	L	L	6'1"	205	2/18/1994
Monegro, Jose	10	R	R	6'3"	226	9/19/1989
Pena, Richelson	16	R	R	6'1"	195	9/29/1993
Perez, David	30	R	R	6'5"	241	12/20/1992
Sadzeck, Connor	19	R	R	6'7"	245	10/1/1991
Slack, Ryne	28	L	L	6'2"	228	7/22/1992
Snodgrass, Jack	25	R	L	6'6"	210	12/16/1987
<b>CATCHERS</b>	<b>JERSEY #</b>	<b>B</b>	<b>T</b>	<b>HT</b>	<b>WT</b>	<b>BORN</b>
Deglan, Kellin	6	L	R	6'2"	205	5/3/1992
Matta, Erick "Shaq"	21	R	R	5'8"	175	4/9/1994
<b>INFIELDERS</b>	<b>JERSEY #</b>	<b>B</b>	<b>T</b>	<b>HT</b>	<b>WT</b>	<b>BORN</b>
Garcia, Edwin	9	R	R	6'1"	191	3/1/1991
Ibanez, Andy	24	R	R	5'10"	170	4/3/1993
Kiner-Falefa, Isiah	4	R	R	5'10"	180	3/23/1995
Marte, Luis	15	R	R	6'1"	192	12/15/1993
Triunfel, Alberto	7	R	R	5'11"	180	2/1/1994
<b>OUTFIELDERS</b>	<b>JERSEY #</b>	<b>B</b>	<b>T</b>	<b>HT</b>	<b>WT</b>	<b>BORN</b>
Bell, Alexeis	8	R	R	5'7"	187	10/2/1983
Cordell, Ryan	20	R	R	6'4"	202	3/31/1992
Jackson, Joe	17	L	R	6'1"	205	5/5/1992
Mastroianni, Darin	22	R	R	5'11"	190	8/26/1985
Pinto, Eduard	3	L	L	5'10"	193	10/23/1994

### SERIES FACTS

Most Runs, Game:	By Springfield: 16 (16-4, April 9, 2009 at Hammons Field) 16 (16-4, August 9, 2016 at Hammons Field) By Frisco: 18 (18-4, July 4, 2009 at Dr. Pepper Ballpark)
Widest Margin Victory:	By Springfield: 14 Runs (15-1, Aug. 10, 2005 at Dr. Pepper Ballpark) By Frisco: 14 Runs (18-4, July 4, 2009 at Dr. Pepper Ballpark)
Longest Winning Streak:	By Springfield: 5 (April 10, 2010 to July 3, 2010) 5 (May 30, 2013 to August 6-13, 2013) By Frisco: 4 (April 11-12, 2008 to June 27-28, 2008)
Attendance High:	At Hammons Field: 8,614, August 11, 2006

### Cardinals vs. RoughRiders Last Three Years

<b>YEAR</b>	<b>HOME</b>	<b>AWAY</b>	<b>OVERALL</b>	<b>WIN %</b>
2014	4-2	3-3	7-5	.583
2015	3-3	2-4	5-7	.417
2016	5-1	2-4	7-5	.583
All-Time	44-30	28-46	72-76	.486

FRONT OFFICE

2017 CARDINALS

2016 REVIEW

HISTORY

MINOR LEAGUES

TEXAS LEAGUE

MISC.

## 2016 INDIVIDUAL BATTING STATISTICS

BATTERS	AVG	G	AB	R	H	2B	3B	HR	RBI	TB	BB	IBB	SO	SB	CS	OBP	SLG	OPS	SF	SAC	HBP	DP	E
Arroyo, Carlos	.222	6	18	0	4	1	0	0	2	5	0	0	4	0	0	.211	.278	.488	1	1	0	1	0
Beck, Preston	.289	68	235	35	68	13	5	7	30	112	21	2	41	4	1	.358	.477	.834	0	1	4	3	2
Bell, Alexeis	.263	27	95	8	25	11	0	1	10	39	9	0	15	1	1	.330	.411	.741	1	0	1	1	0
Blair, Carson	.164	19	67	8	11	4	0	1	7	18	9	0	26	1	1	.282	.269	.551	0	0	2	2	1
Blair, Carson	.244	35	123	21	30	5	0	4	19	47	17	0	43	1	1	.350	.382	.732	0	0	3	2	1
Brinson, Lewis	.237	77	304	46	72	14	6	11	40	131	17	0	64	11	4	.280	.431	.711	2	1	2	8	2
Burg, Alex	.219	56	196	22	43	12	0	7	31	76	16	0	43	1	0	.288	.388	.675	3	0	4	4	6
Chirinos, Robinson	.000	3	9	0	0	0	0	0	0	0	0	0	2	0	0	.000	.000	.000	0	0	0	1	0
Choo, Shin-Soo	.300	6	20	0	6	1	0	0	0	7	3	0	7	0	1	.417	.350	.767	0	0	1	0	0
Cone, Zach	.208	36	125	18	26	7	1	5	26	50	8	0	42	2	0	.263	.400	.663	2	0	2	1	1
Cordell, Ryan	.264	107	405	69	107	22	5	19	70	196	32	1	97	12	4	.319	.484	.803	5	0	3	4	3
Deglan, Kellin	.194	83	268	24	52	8	1	9	27	89	18	0	108	1	3	.256	.332	.588	2	1	5	5	10
Garcia, Edwin	.250	34	124	9	31	4	0	0	9	35	8	0	19	5	1	.293	.282	.575	1	0	0	7	1
Garia, Chris	.132	14	38	1	5	0	0	0	0	5	1	0	11	1	3	.175	.132	.307	0	1	1	0	1
Gimenez, Chris	.240	7	25	3	6	0	0	1	4	9	3	0	8	0	0	.345	.360	.705	0	0	1	1	0
Guzman, Ronald	.288	102	375	51	108	16	5	15	56	179	33	3	82	2	1	.348	.477	.825	3	1	3	5	10
Hamilton, Josh	.000	1	2	0	0	0	0	0	0	0	0	0	0	0	0	.000	.000	.000	0	0	0	0	0
Ibanez, Andy	.261	81	307	39	80	18	2	6	31	120	25	0	47	5	2	.318	.391	.708	3	3	2	9	11
Jackson, Joe	.269	113	413	41	111	23	3	5	52	155	28	1	88	2	4	.323	.375	.698	4	1	7	9	3
Kiner-Falefa, Isiah	.256	108	402	55	103	8	2	0	27	115	41	1	51	6	6	.341	.286	.627	1	2	11	12	10
Marte, Luis	.264	73	265	29	70	15	1	5	31	102	5	0	58	6	4	.284	.385	.669	2	3	3	6	11
Mastroianni, Darin	.232	23	95	14	22	6	0	1	6	31	5	0	15	5	2	.284	.326	.611	0	0	2	2	0
Matta, Erick	.071	6	14	0	1	0	0	0	0	1	0	0	6	0	0	.071	.071	.143	0	0	0	1	0
Mendez, Luis	.212	73	231	29	49	6	0	1	21	58	25	0	52	6	4	.293	.251	.545	1	3	2	5	10
Pinto, Eduard	.318	29	110	13	35	5	0	0	12	40	9	1	8	3	1	.372	.364	.736	1	1	1	8	0
Silva, Luis	.077	4	13	0	1	0	0	0	0	1	1	0	3	0	0	.143	.077	.220	0	0	0	0	2
Triunfel, Alberto	.184	87	293	22	54	12	0	1	21	69	12	0	64	4	2	.223	.235	.459	1	2	3	6	15
Van Hoosier, Evan	.263	23	80	8	21	1	2	0	4	26	4	0	14	1	1	.298	.325	.623	0	1	0	0	6
Weber, Garrett	.288	22	80	13	23	1	0	1	10	27	8	0	17	0	1	.360	.338	.697	0	0	1	8	1
Team Total	.246	139	4610	557	1134	208	33	96	527	1696	341	9	993	79	47	.304	.368	.672	33	22	61	107	119

## 2016 INDIVIDUAL PITCHING STATISTICS

PITCHERS	W	L	ERA	G	GS	CG	SHO	SV	SVO	IP	H	R	ER	HR	HB	BB	IBB	SO	BK	WP	GO/AO	DP	WHIP	AVG
Beck, Preston	1	0	4.50	1	0	0	0	0	0	2.0	2	1	1	0	0	2	0	2	0	0	3.00	1	2.00	.286
Buckel, Cody	0	0	0.00	4	0	0	0	0	0	4.2	1	0	0	0	1	7	0	2	0	1	1.20	1	1.71	.071
Bush, Matt	0	2	2.65	12	0	0	0	5	5	17.0	9	5	5	2	1	4	0	18	0	2	1.07	3	0.76	.158
Carroll, Scott	2	1	2.92	7	7	0	0	0	0	37.0	27	12	12	2	3	7	0	24	0	1	1.97	3	0.92	.199
Darvish, Yu	1	1	2.25	5	5	0	0	0	0	20.0	14	7	5	1	0	7	0	24	0	1	1.43	2	1.05	.197
Fasola, John	3	1	3.73	22	0	0	0	5	5	31.1	32	17	13	2	1	9	0	35	0	3	1.11	4	1.31	.264
Filomeno, Joe	2	0	2.20	30	0	0	0	4	7	41.0	23	11	10	3	2	30	2	49	0	2	0.71	3	1.29	.172
Garrett, Reed	3	8	5.74	26	15	0	0	0	0	94.0	100	65	60	10	4	44	0	79	0	11	1.42	14	1.53	.273
Griffin, A.J.	0	1	3.48	3	3	0	0	0	0	10.1	12	5	4	0	0	4	0	13	0	1	0.80	1	1.55	.279
Grullon, Juan	3	3	3.48	22	0	0	0	0	0	41.1	37	16	16	3	0	19	1	48	0	2	0.67	3	1.35	.242
Hernandez, Jefri	1	0	3.00	12	0	0	0	1	2	15.0	13	7	5	0	1	12	0	15	0	2	2.38	3	1.67	.245
Jackson, Luke	0	1	4.81	20	0	0	0	1	3	24.1	27	18	13	4	2	17	1	32	0	5	1.00	4	1.81	.276
Jurado, Ariel	1	4	3.30	8	6	0	0	0	0	43.2	44	17	16	3	2	10	0	35	0	3	1.34	6	1.24	.263
Kela, Keone	0	0	0.00	3	0	0	0	0	0	3.0	1	0	0	0	1	0	0	4	0	2	0.60	0	0.33	.083
Leclerc, Jose	0	5	3.52	10	2	0	0	1	2	23.0	17	11	9	1	1	10	0	28	0	2	0.56	1	1.17	.210
Leibetter, Ryan	0	3	5.79	19	0	0	0	0	1	28.0	32	20	18	5	0	15	0	26	0	8	0.83	3	1.68	.283
Lewis, Colby	0	0	9.00	2	2	0	0	0	0	6.0	12	6	6	0	0	2	0	2	0	1	0.78	1	2.33	.400
Lopez, Frank	5	6	5.28	23	14	1	0	0	1	92.0	110	55	54	9	2	34	0	77	1	3	0.79	9	1.57	.304
Martinez, Emerson	0	0	4.32	5	0	0	0	0	2	8.1	7	4	4	1	0	6	0	5	0	2	0.80	2	1.56	.233
Martinez, Nick	0	0	3.00	1	1	0	0	0	0	6.0	4	2	2	1	0	1	0	7	0	1	1.20	1	0.83	.182
Mendez, Yohander	4	1	3.08	10	10	0	0	0	0	46.2	39	18	16	2	4	14	0	46	0	5	1.15	5	1.14	.228
Monegro, Jose	0	1	12.79	4	0	0	0	0	0	6.1	11	10	9	1	0	6	0	4	0	0	0.50	0	2.68	.367
Ortiz, Luis	1	4	4.08	9	8	0	0	1	1	39.2	47	25	18	3	5	7	0	34	0	3	1.08	4	1.36	.296
Palmquist, Cody	1	0	0.69	7	0	0	0	1	1	13.0	8	1	1	0	0	1	0	9	0	0	0.87	0	0.69	.190
Parks, Adam	1	0	1.86	17	0	0	0	6	8	19.1	9	9	4	3	1	3	0	30	0	2	0.71	0	0.62	.134
Payano, Victor	7	6	4.05	19	19	0	0	0	0	100.0	106	51	45	12	6	44	1	96	1	9	0.70	7	1.50	.270
Pena, Richelson	3	3	4.07	16	4	0	0	0	1	42.0	35	20	19	6	0	18	0	38	0	2	0.91	2	1.26	.224
Perez, David	1	6	4.83	28	3	0	0	0	1	54.0	54	32	29	5	8	31	3	51	0	6	0.75	6	1.57	.270
Richman, Jason	0	1	2.55	12	0	0	0	0	0	17.2	10	5	5	1	4	7	0	8	0	1	1.16	2	0.96	.169
Sadzeck, Connor	10	8	4.16	25	23	2	0	0	0	140.2	127	68	65	18	13	52	0	133	1	18	1.06	19	1.27	.244
Scheppers, Tanner	0	0	4.50	2	1	0	0	0	0	2.0	2	1	1	0	0	1	0	1	0	0	5.00	0	1.50	.286
Shortslef, Jacob	0	1	11.57	2	0	0	0	0	0	2.1	4	3	3	0	0	3	0	3	0	1	1.00	0	3.00	.364
Slack, Ryne	2	4	3.88	39	0	0	0	4	6	48.2	41	24	21	5	6	28	1	41	0	3	0.84	3	1.42	.225
Snodgrass, Jack	3	1	3.78	6	6	0	0	0	0	33.1	28	14	14	3	4	14	0	30	0	3	1.03	1	1.26	.222
Valdespina, Jose	4	1	4.01	31	0	0	0	3	5	49.1	51	25	22	4	3	19	0	35	1	4	1.66	4	1.42	.266
Wolff, Sam	4	3	4.83	10	10	0	0	0	0	50.1	49	28	27	7	0	31	0	39	0	3	0.63	3	1.59	.250
Team Total	63	76	4.09	139	139	3	6	32	49	1213.1	1145	613	551	117	75	519	9	1123	4	113	1.30	121	1.37	.250

FRONT OFFICE

2017 CARDINALS

2016 REVIEW

HISTORY

MINOR LEAGUES


TEXAS LEAGUE

MISC.

# MIDLAND ROCKHOUNDS

Affiliate: Oakland Athletics (1999)

Security Bank Ballpark  
5514 N. Champion Dr.  
Midland, TX 79706  
Telephone: (432) 520-2255  
Fax: (432) 520-8326  
E-mail: rockhounds@nwol.net  
Website: www.midlandrockhounds.org



MANAGER  
Fran Riordan

General Manager.....Monty Hoppel  
Media Contact.....Bob Hards  
Radio Announcer.....Bob Hards  
Station.....My Country 96.1 FM

PITCHING COACH  
John Wasdin

Capacity: 4,669  
Year Opened: 2002  
Directions: Corner of Loop 250 and Highway 191.

HITTING COACH  
Brian McArn

## VISITING CLUB HOTEL

SpringHill Suites  
5716 Deauville Blvd.  
Midland, TX 79706

TRAINER  
Justin Whitehouse

## 2016 RECAP (3-9 Overall; 2-4 Home; 1-5 Road)

DATE	H/A	W/L	SCORE	WP	LP
5/24	H	L (10)	3-2	Bragg	Lucas
5/25	H	L	5-2	Jensen	Baker
5/26	H	W	9-1	Mayers	Alcantara
5/31	A	L	5-0	Bracewell	Baker
6/1	A	W	6-4	Poncedeleon	Gossett
6/2	A	L	5-3	Alcantara	Nielsen
8/12	H	L	3-1	Bragg	Walter
8/13	H	L	8-2	Gossett	Baker
8/14	H	W	6-3	Shaban	Trivino
8/19	A	L	9-3	Gossett	Baker
8/20	A	L	11-3	Mann	Poncedeleon
8/21	A	L (13)	4-3	Avila	Perry

## 2017 SCHEDULE

DAY	DATE	SITE	TIME	DAY	DATE	SITE	TIME
Sun.	April 9	MID	4:00	Thurs.	June 29	MID	7:00
Mon.	April 10	MID	6:30	Fri.	June 30	MID	7:00
Tues.	April 11	MID	6:30	Sat.	July 1	MID	7:00
Sun.	April 16	SPR	4:10	Wed.	July 5	SPR	6:30
Mon.	April 17	SPR	6:30	Thurs.	July 6	SPR	7:10
Tues.	April 18	SPR	11:10am	Fri.	July 7	SPR	7:10

## 2016 FINAL ROSTER

<b>PITCHERS</b>	<b>JERSEY #</b>	<b>B</b>	<b>T</b>	<b>HT</b>	<b>WT</b>	<b>BORN</b>
Bracewell, Ben	21	R	R	6'0"	195	9/19/1990
Bragg, Sam	13	S	R	6'0"	200	3/23/1993
Cochran-Gill, Trey	17	R	R	5'10"	190	12/10/1992
Friedrichs, Kyle	39	R	R	6'1"	195	1/22/1992
Hall, Kris	43	R	R	6'3"	220	6/8/1991
Mann, Brandon	19	L	L	6'2"	205	5/16/1984
Naile, James	22	R	R	6'3"	186	2/8/1993
Sanchez, Jake	14	R	R	6'1"	205	8/19/1989
Seddon, Joel	11	R	R	6'0"	173	7/13/1992
Stull, Cody	33	L	L	6'2"	160	3/23/1992
Trivino, Lou	55	R	R	6'5"	240	10/1/1991
Walter, Corey	28	R	R	6'1"	210	8/11/1992
<b>CATCHERS</b>	<b>JERSEY #</b>	<b>B</b>	<b>T</b>	<b>HT</b>	<b>WT</b>	<b>BORN</b>
Paz, Andy	45	R	R	5'11"	201	1/5/1993
Taylor, Beau	8	L	R	6'0"	215	2/13/1990
<b>INFELDERS</b>	<b>JERSEY #</b>	<b>B</b>	<b>T</b>	<b>HT</b>	<b>WT</b>	<b>BORN</b>
Bennie, Joe	9	R	R	6'0"	200	5/7/1991
Kirkland, Wade	16	R	R	5'11"	200	4/4/1989
Martin, Richie	25	R	R	5'11"	190	12/22/1994
Munoz, Yairo	12	R	R	6'0"	180	1/23/1995
Rosa, Viosegy	34	L	L	6'3"	190	6/16/1990
Schrock, Max	7	L	R	5'8"	180	10/12/1994
<b>OUTFIELDERS</b>	<b>JERSEY #</b>	<b>B</b>	<b>T</b>	<b>HT</b>	<b>WT</b>	<b>BORN</b>
Harris, James	8	R	R	6'0"	200	8/7/1993
Marincov, Tyler	15	R	R	6'2"	200	10/20/1991
Sportman, J.P.	6	R	R	5'10"	188	1/26/1992
Vertigan, Brett	29	L	L	5'9"	168	8/21/1990

### SERIES FACTS

Most Runs, Game:	By Springfield: 15 (15-5, May 31, 2013 at Citibank Ballpark) By Midland: 18 (18-4, April 15, 2012 at Citibank Ballpark)
Widest Margin Victory:	By Springfield: 13 Runs (13-0, April 18, 2010 at Hammons Field) By Midland: 14 Runs (18-4, April 15, 2012 at Citibank Ballpark) *Most Recent
Longest Winning Streak:	By Springfield: 6 (April 20, 2009 to July 13, 2009) *Most Recent By Midland: 6 (May 31- Aug. 21, 2006)
Attendance High:	At Hammons Field: 10,795, July 4, 2012 (Franchise Record)

### Cardinals vs. RockHounds Last Three Years

<b>YEAR</b>	<b>HOME</b>	<b>AWAY</b>	<b>OVERALL</b>	<b>WIN %</b>
2014	3-3	4-2	7-5	.583
2015	4-2	2-4	6-6	.500
2016	2-4	1-5	3-9	.250
All-Time	38-34	37-35	75-69	.521

## 2016 INDIVIDUAL BATTING STATISTICS

BATTERS	AVG	G	AB	R	H	2B	3B	HR	RBI	TB	BB	IBB	SO	SB	CS	OBP	SLG	OPS	SF	SAC	HBP	DP	E
Anderson, Bryan	.211	5	19	1	4	2	0	0	1	6	2	0	3	0	0	.273	.316	.589	1	0	0	2	1
Barreto, Franklin	.281	119	462	63	130	25	3	10	50	191	36	1	90	30	15	.340	.413	.753	2	1	6	10	19
Bennie, Joe	.176	21	74	9	13	0	0	2	7	19	9	0	18	0	0	.274	.257	.531	0	0	1	1	3
Blair, Carson	.339	16	56	13	19	1	0	3	12	29	8	0	17	0	0	.431	.518	.949	0	0	1	0	0
Brugman, Jaycob	.261	38	157	27	41	7	3	5	20	69	16	0	33	2	3	.335	.439	.775	1	0	2	3	2
Chapman, Matt	.244	117	438	78	107	26	4	29	83	228	59	5	147	7	4	.335	.521	.856	4	0	3	7	15
Harris, James	.216	11	37	8	8	1	0	0	5	9	2	0	11	2	1	.250	.243	.493	1	0	0	1	1
Healy, Ryon	.338	36	145	27	49	12	3	8	34	91	18	0	35	1	0	.409	.628	1.036	1	0	0	0	5
Kirkland, Wade	.215	74	256	29	55	9	2	2	16	74	11	0	83	2	4	.249	.289	.538	1	5	1	7	7
Marincov, Tyler	.267	101	374	54	100	15	3	10	56	151	40	1	91	7	6	.340	.404	.743	4	2	3	9	4
Martin, Richie	.333	5	15	1	5	1	1	0	7	8	3	0	2	2	1	.444	.533	.978	0	0	0	0	5
Munoz, Yairo	.240	102	387	44	93	16	3	9	39	142	23	0	76	6	7	.286	.367	.653	0	1	2	10	19
Nogowski, John	.130	7	23	1	3	1	0	1	1	7	3	0	3	0	0	.231	.304	.535	0	0	0	1	0
Oh, Danny	.236	85	276	34	65	11	0	0	16	76	22	0	52	12	2	.306	.275	.581	0	6	6	5	1
Paz, Andy	.320	46	150	24	48	9	0	2	12	63	18	1	22	2	0	.393	.420	.813	0	1	0	3	3
Rodriguez, Josh	.263	52	175	15	46	6	2	4	30	68	30	0	51	3	1	.367	.389	.756	2	1	0	8	6
Rosa, Viosergy	.255	127	459	50	117	32	0	9	58	176	74	1	140	1	2	.359	.383	.742	1	0	1	11	9
Schrock, Max	.391	6	23	3	9	1	0	0	3	10	0	0	0	0	1	.375	.435	.810	1	0	0	1	0
Sportman, J.P.	.267	120	483	63	129	29	5	5	59	183	26	2	82	18	6	.309	.379	.688	1	1	4	19	4
Taylor, Beau	.280	95	339	50	95	25	0	5	53	135	54	1	86	1	1	.383	.398	.781	3	1	4	12	7
Vertigan, Brett	.246	110	415	47	102	19	2	2	25	131	40	1	90	14	1	.314	.316	.629	2	3	2	4	3
Team Total	.260	140	4763	641	1238	248	31	106	587	1866	494	13	1132	110	55	.332	.392	.724	25	22	36	114	131

## 2016 INDIVIDUAL PITCHING STATISTICS

PITCHERS	W	L	ERA	G	GS	CG	SHO	SV	SVO	IP	H	R	ER	HR	HB	BB	IBB	SO	BK	WP	GO/AO	DP	WHIP	AVG
Alcantara, Raul	5	6	4.80	17	17	0	0	0	0	90.0	100	52	48	11	3	27	1	73	0	6	1.40	7	1.41	.284
Avila, Andres	6	3	3.59	40	1	0	0	1	2	72.2	68	35	29	9	8	21	3	77	0	4	0.70	2	1.22	.245
Bracewell, Ben	8	3	2.14	29	10	0	0	2	2	88.1	70	23	21	4	9	25	0	59	0	5	1.16	9	1.08	.225
Bragg, Sam	4	4	4.29	36	1	0	0	1	3	65.0	60	37	31	9	2	19	3	68	0	1	0.76	2	1.22	.238
Cochran-Gill, Trey	4	5	3.07	42	0	0	0	0	2	73.1	71	31	25	6	6	25	3	58	0	1	1.94	15	1.31	.259
Covey, Dylan	2	1	1.84	6	6	0	0	0	0	29.1	21	14	6	2	1	17	0	26	0	3	2.63	4	1.30	.200
Doolittle, Ryan	2	1	1.04	13	0	0	0	1	1	17.1	11	2	2	1	0	4	1	10	0	0	1.24	2	0.87	.186
Fillmyer, Heath	2	0	2.54	8	8	1	1	0	0	39.0	31	11	11	3	0	8	0	29	0	3	1.11	6	1.00	.223
Finnegan, Kyle	1	3	2.14	30	0	0	0	6	8	42.0	31	13	10	3	1	20	1	41	0	1	1.38	5	1.21	.208
Friedrichs, Kyle	0	0	9.00	1	0	0	0	0	0	2.0	4	2	2	0	0	0	0	2	0	0	2.00	1	2.00	.444
Gorton, Ryan	0	0	15.00	2	0	0	0	0	0	3.0	7	5	5	0	0	2	0	1	0	0	0.33	0	3.00	.500
Gossett, Daniel	5	5	2.49	16	16	0	0	0	0	94.0	75	37	26	4	1	25	0	94	0	13	1.93	8	1.06	.220
Hall, Kris	1	3	6.88	27	0	0	0	0	1	34.0	35	26	26	6	1	32	1	26	0	4	0.60	1	1.97	.271
Jensen, Chris	7	4	4.62	16	16	0	0	0	0	87.2	82	52	45	11	8	23	0	72	0	4	0.92	3	1.20	.246
Kirkland, Wade	0	0	16.20	4	0	0	0	1	1	3.1	7	6	6	1	2	3	0	1	0	0	1.25	0	3.00	.438
Kurcz, Aaron	4	0	1.26	11	0	0	0	4	5	14.1	6	2	2	2	0	0	0	12	0	0	0.88	1	0.42	.125
Mann, Brandon	3	4	4.48	11	11	0	0	0	0	62.1	64	32	31	9	0	19	0	63	0	4	0.80	5	1.33	.263
Mengden, Daniel	2	0	0.78	4	4	0	0	0	0	23.0	15	2	2	0	0	12	0	28	0	2	1.38	0	1.17	.188
Naile, James	1	1	4.76	3	3	0	0	0	0	17.0	20	9	9	1	1	3	0	11	0	1	0.90	2	1.35	.303
Oh, Danny	0	0	0.00	1	0	0	0	0	0	0.1	0	0	0	0	0	0	0	1	0	0		0	0.00	.000
Sanchez, Jake	7	5	3.11	44	1	0	0	8	13	66.2	59	30	23	2	1	18	3	72	0	5	1.67	5	1.16	.233
Seddon, Joel	9	9	4.40	27	26	0	0	0	0	143.1	149	84	70	13	8	48	3	75	0	8	0.97	11	1.37	.268
Stull, Cody	0	0	0.00	1	0	0	0	0	0	2.0	4	0	0	0	0	1	0	1	0	0	3.00	1	2.50	.444
Trivino, Lou	1	1	2.45	12	0	0	0	1	2	18.1	14	7	5	1	0	7	2	12	0	1	1.21	1	1.15	.209
Wagman, Joey	1	1	6.38	4	4	0	0	0	0	18.1	28	15	13	1	0	4	0	9	0	2	1.21	3	1.75	.368
Wahl, Bobby	0	1	2.21	33	0	0	0	10	11	40.2	26	11	10	3	1	17	1	48	0	3	1.39	6	1.06	.188
Walter, Corey	3	2	2.15	29	16	0	0	1	2	100.1	91	32	24	2	5	15	0	54	0	4	2.81	14	1.06	.244
Team Total	78	62	3.46	140	140	1	13	36	53	1247.2	1149	570	479	104	58	395	22	1023	0	75	1.57	114	1.24	.246

FRONT OFFICE

2017 CARDINALS

2016 REVIEW

HISTORY

MINOR LEAGUES

TEXAS LEAGUE

MISC.



FRONT OFFICE

2017 CARDINALS

2016 REVIEW

HISTORY

MINOR LEAGUES

TEXAS LEAGUE

MISC.

# NORTHWEST ARKANSAS NATURALS

Affiliate: Kansas City Royals (2008)

Arvest Ballpark  
 Watkins Ave and S 56th St  
 Springdale, AR 72762  
 Telephone: (479) 927-4900  
 Fax: (479) 756-8088  
 E-mail: naturals@nwanaturals.com  
 Website: www.nwanaturals.com



MANAGER  
 Vance Wilson

PITCHING COACH  
 Steve Luebber

HITTING COACH  
 Leon Roberts

TRAINER  
 Masa Koyanagi

General Manager.....Justin Cole  
 Media Contact.....Benjamin Kelly  
 Radio Announcer.....Benjamin Kelly  
 Station.....KQSM 92.1 FM

Capacity: 6,500  
 Year Opened: 2008  
 Directions: I-35 to US 54 West, North on Senaca, East on Maple.

## VISITING CLUB HOTEL

Hampton Inn

## 2016 RECAP (18-14 Overall; 11-5 Home; 7-9 Road)

DATE	H/A	W/L	SCORE	WP	LP	DATE	H/A	W/L	SCORE	WP	LP
4/25	H	W	4-3	Lucas	Caramo	7/13	A	L	6-1	Skoglund	Weaver
4/26	H	L	5-2	Binford	Poncedeleon	7/14	A	L	3-0	Junis	Poncedeleon
4/27	H	W	8-1	Morales	Junis	7/15	A	L	10-4	Caramo	Shaban
4/28	H	L (10)	4-1	McCarthy	Thomas	7/16	A	W	2-0	Sulbaran	Goudeau
5/3	A	W	5-1	Brebbia	Caramo	7/21	A	L	8-1	Goudeau	Sulbaran
5/4	A	W	10-6	Baker	Skoglund	7/22	A	L	4-1	Staumont	Walter
5/5	A	L	3-2	McCarthy	Mayers	7/23	A	W (10)	3-1	Brebbia	Redman
5/6	A	L	8-3	Strahm	Poncedeleon	7/24	A	L	2-0	Stout	Poncedeleon
5/12	H	W (10)	6-5	Heyer	McCarthy	7/28	H	W	10-2	Weaver	Skoglund
5/13	H	W	6-1	Nielsen	Strahm	7/29	H	W	5-4	Poncedeleon	Junis
5/14	H	L	7-2	Junis	Morales	7/30	H	W	1-0	Gomber	Caramo
5/15	H	W	5-2	Shaban	Fernandez	7/31	H	L	7-5	Goudeau	Nielsen
6/15	A	L	12-6	Goudeau	Baker	8/23	H	W	9-5	Pearce	Skoglund
6/16	A	W	2-1	Weaver	Fernandez	8/24	H	L	10-4	Nina	Walter
6/17	A	W	2-0	Poncedeleon	Strahm	8/25	H	W (11)	4-3	Herget	Hill
6/18	A	W	1-0	Nielsen	Skoglund	8/26	H	W	2-1	Rowland	Redman

## 2017 SCHEDULE

DAY	DATE	SITE	TIME	DAY	DATE	SITE	TIME
Mon.	April 24	NWA	7:05	Sun.	July 16	SPR	6:10
Tues.	April 25	NWA	7:05	Mon.	July 17	SPR	6:30
Wed.	April 26	NWA	11:05am	Tues.	July 18	SPR	6:30
Thurs.	April 27	NWA	7:05	Wed.	July 19	SPR	6:30
Tues.	May 2	SPR	6:30	Thurs.	July 27	NWA	7:05
Wed.	May 3	SPR	11:10am	Fri.	July 28	NWA	7:05
Thurs.	May 4	SPR	7:10	Sat.	July 29	NWA	6:05
Fri.	May 5	SPR	7:10	Sun.	July 30	NWA	2:05
Fri.	May 19	SPR	7:10	Thurs.	Aug. 3	SPR	7:10
Sat.	May 20	SPR	6:10	Fri.	Aug. 4	SPR	7:10
Sun.	May 21	SPR	2:10	Sat.	Aug. 5	SPR	6:10
Mon.	May 22	SPR	11:10am	Sun.	Aug. 6	SPR	6:10
Tues.	June 6	NWA	7:05	Tues.	Aug. 22	NWA	7:05
Wed.	June 7	NWA	7:05	Wed.	Aug. 23	NWA	7:05
Thurs.	June 8	NWA	7:05	Thurs.	Aug. 24	NWA	7:05
Fri.	June 9	NWA	7:05	Fri.	Aug. 25	NWA	7:05

## 2016 FINAL ROSTER

<b>PITCHERS</b>	<b>JERSEY #</b>	<b>B</b>	<b>T</b>	<b>HT</b>	<b>WT</b>	<b>BORN</b>
Almonte, Miguel	25	R	R	6'2"	210	4/4/1993
Beal, Evan	41	R	R	6'4"	205	8/2/1993
Caramo, Yender	26	R	R	6'0"	205	8/25/1991
Goudeau, Ashton	45	R	R	6'6"	200	7/23/1992
Hill, Tim	19	R	L	6'4"	215	2/10/1990
Nina, Aroni	29	R	R	6'4"	180	9/4/1990
Nina, Aroni	16	R	R	6'4"	181	4/9/1990
Peterson, Mark	21	R	R	6'0"	201	9/7/1990
Redman, Reid	11	R	R	6'1"	195	11/22/1988
Skoglund, Eric	23	L	L	6'6"	170	10/26/1992
Sparkman, Glenn	22	S	R	6'2"	210	5/11/1992
Staumont, Josh	27	R	R	6'3"	200	12/21/1993
Stout, Eric	28	L	L	6'3"	205	3/27/1993
Stumpf, Daniel	53	L	L	6'2"	200	1/4/1991
<b>CATCHERS</b>	<b>JERSEY #</b>	<b>B</b>	<b>T</b>	<b>HT</b>	<b>WT</b>	<b>BORN</b>
de San Miguel, Allan	24	R	R	5'9"	198	2/1/1988
Gallagher, Cam	35	R	R	6'3"	230	12/6/1992
<b>INFIELDERS</b>	<b>JERSEY #</b>	<b>B</b>	<b>T</b>	<b>HT</b>	<b>WT</b>	<b>BORN</b>
Arteaga, Humberto	2	R	R	6'0"	183	1/23/1994
Duenez, Samir	39	L	R	6'1"	195	6/11/1996
Lopez, Jack	1	R	R	5'9"	166	12/6/1992
O'Hearn, Ryan	30	L	L	6'3"	200	7/26/1993
Ramos, Mauricio	3	R	R	6'1"	215	2/2/1992
Schwindel, Frank	15	R	R	6'1"	210	6/29/1992
Toups, Corey	4	R	R	5'10"	170	2/12/1993
<b>OUTFIELDERS</b>	<b>JERSEY #</b>	<b>B</b>	<b>T</b>	<b>HT</b>	<b>WT</b>	<b>BORN</b>
Escalera, Alfredo	9	R	R	6'1"	186	2/17/1995
Garcia, Carlos	16	S	R	5'10"	172	3/18/1992
Moon, Logan	12	R	R	6'2"	195	2/15/1992

### SERIES FACTS

Most Runs, Game:	By Springfield: 16 (16-8, May 6, 2010 at Arvest Ballpark) *Most Recent By Northwest Arkansas: 21 (21-6, Aug. 20, 2013 at Hammons Field)
Widest Margin Victory:	By Springfield: 15 Runs (16-1, July 18, 2006 at Lawrence Dumont Stadium) By Northwest Arkansas: 15 (21-6, Aug. 20, 2013 at Hammons Field)
Longest Winning Streak:	By Springfield: 9 (July 12 - July 12, 2012) By Northwest Arkansas: 7 (May 6, 2011 - June 18, 2011)
Attendance High:	At Hammons Field: 10,139, July 1, 2006

### Cardinals vs. Naturals Last Three Years

<b>YEAR</b>	<b>HOME</b>	<b>AWAY</b>	<b>OVERALL</b>	<b>WIN %</b>
2014	8-8	9-7	17-15	.531
2015	9-7	3-13	12-20	.531
2016	11-5	7-9	18-14	.563
All-Time	99-90	76-111	175-201	.465

## 2016 INDIVIDUAL BATTING STATISTICS

BATTERS	AVG	G	AB	R	H	2B	3B	HR	RBI	TB	BB	IBB	SO	SB	CS	OBP	SLG	OPS	SF	SAC	HBP	DP	E
Arteaga, Humberto	.208	58	207	19	43	6	2	0	11	53	6	0	44	1	2	.228	.256	.484	2	3	0	6	7
Calixte, Orlando	.295	38	139	26	41	9	0	2	14	56	9	0	31	14	3	.333	.403	.736	2	2	0	4	4
de San Miguel, Allan	.180	20	61	5	11	1	0	1	5	15	5	0	11	0	0	.250	.246	.496	1	1	1	0	0
Diaz, Carlos	.279	17	43	4	12	1	0	0	1	13	4	0	6	1	1	.340	.302	.643	0	1	0	2	4
Dozier, Hunter	.305	26	95	14	29	8	0	8	21	61	14	0	23	4	0	.400	.642	1.042	0	0	1	1	1
Duenez, Samir	.278	14	54	4	15	5	0	0	9	20	5	1	12	2	0	.339	.370	.709	0	0	0	3	0
Escalera, Alfredo	.277	50	202	25	56	14	0	2	23	76	6	3	51	5	1	.299	.376	.675	4	3	2	2	0
Evans, Zane	.226	63	234	17	53	8	1	5	25	78	10	0	60	0	1	.262	.333	.595	2	0	2	2	3
Gallagher, Cam	.259	91	301	23	78	16	1	4	24	108	37	1	52	2	2	.348	.359	.707	2	0	5	10	3
Garcia, Carlos	.254	91	279	38	71	11	3	3	20	97	26	0	51	10	9	.322	.348	.669	3	5	3	4	6
Gordon, Alex	.333	4	15	3	5	1	0	1	2	9	2	0	4	0	0	.412	.600	1.012	0	0	0	0	0
Gore, Terrance	.233	88	253	31	59	2	1	0	11	63	26	1	58	44	5	.314	.249	.563	0	19	4	2	2
Lopez, Jack	.187	83	267	25	50	7	1	6	25	77	14	0	60	9	4	.232	.288	.521	1	6	2	9	10
Mondesi, Raul	.269	29	116	20	30	5	1	5	17	52	13	1	30	17	1	.331	.448	.779	1	1	0	0	5
Moon, Logan	.254	107	351	42	89	20	1	4	30	123	26	1	103	4	3	.307	.350	.658	2	7	2	6	5
Moustakas, Mike	.250	2	8	0	2	0	0	0	1	2	0	0	3	0	0	.250	.250	.500	0	0	0	0	0
O'Hearn, Ryan	.268	112	414	49	107	25	2	15	60	181	48	3	131	3	5	.339	.437	.776	1	0	3	7	5
Ramos, Mauricio	.288	125	483	41	139	28	1	9	60	196	19	1	92	5	2	.326	.406	.731	4	1	10	20	11
Schwindel, Frank	.270	120	455	57	123	20	0	20	68	203	18	0	86	1	1	.301	.446	.747	7	0	5	4	5
Starling, Bubba	.185	62	233	28	43	15	1	5	23	75	15	0	81	10	1	.251	.322	.573	1	0	6	4	4
Torres, Ramon	.268	41	164	20	44	5	1	1	8	54	18	0	18	9	4	.339	.329	.668	1	2	0	2	6
Toups, Corey	.275	86	338	61	93	25	2	10	38	152	36	1	96	16	3	.358	.450	.808	4	6	10	4	6
Villegas, Luis	.333	2	6	0	2	0	0	0	2	2	1	0	2	0	0	.429	.333	.762	0	0	0	0	0
Team Total	.253	140	4719	552	1195	232	18	101	498	1766	359	13	1106	157	48	.311	.374	.686	38	57	56	92	93

## 2016 INDIVIDUAL PITCHING STATISTICS

PITCHERS	W	L	ERA	G	GS	CG	SHO	SV	SVO	IP	H	R	ER	HR	HB	BB	IBB	SO	BK	WP	GO/AO	DP	WHIP	AVG
Almonte, Miguel	2	1	7.31	11	0	0	0	0	2	16.0	24	13	13	4	0	4	0	15	0	1	0.67	2	1.75	.348
Alvarez, Matt	0	0	22.85	5	0	0	0	0	0	4.1	10	11	11	0	3	8	1	6	0	1	2.00	0	4.15	.476
Bartsch, Kyle	2	1	0.94	15	1	0	0	1	1	28.2	20	3	3	3	0	6	0	23	0	0	1.19	4	0.91	.200
Bartsch, Kyle	2	1	3.72	25	1	0	0	1	1	46.0	52	22	19	5	1	16	1	33	0	2	1.38	5	1.48	.286
Beal, Evan	3	2	3.81	29	0	0	0	1	4	54.1	51	23	23	9	1	19	4	44	0	7	1.11	4	1.29	.248
Binford, Christian	3	2	4.84	6	6	0	0	0	0	35.1	35	22	19	2	0	6	0	29	0	0	0.67	3	1.16	.261
Caramo, Yender	5	7	2.45	34	10	0	0	2	5	114.0	101	38	31	6	2	23	3	67	0	3	1.63	11	1.09	.233
Cordero, Estarlin	0	1	11.12	11	0	0	0	0	0	17.0	27	22	21	5	3	8	0	16	0	1	0.68	1	2.06	.365
Edwards, Andrew	0	0	0.50	10	0	0	0	2	2	18.0	14	2	1	0	1	4	0	23	0	0	1.36	3	1.00	.222
Ferguson, Andy	0	0	1.80	1	1	0	0	0	0	5.0	3	1	1	0	0	2	0	4	0	0	0.38	0	1.00	.167
Fernandez, Pedro	1	2	4.03	8	5	0	0	0	0	29.0	29	14	13	2	3	10	0	19	0	0	0.55	1	1.34	.261
Goudeau, Ashton	5	13	5.34	20	17	0	0	0	0	92.2	110	55	55	13	3	23	0	68	0	4	0.55	3	1.44	.296
Hill, Tim	2	2	3.02	31	0	0	0	1	4	44.2	41	17	15	6	0	17	0	48	1	0	1.60	4	1.30	.246
Junis, Jake	9	7	3.25	21	21	0	0	0	0	119.0	110	48	43	12	6	27	0	117	1	6	0.84	8	1.15	.246
McCarthy, Kevin	3	2	3.12	22	0	0	0	11	14	34.2	26	12	12	3	1	8	1	29	0	4	1.63	3	0.98	.208
Medlen, Kris	0	1	7.20	2	2	0	0	0	0	5.0	9	4	4	1	0	2	0	8	0	0	1.00	0	2.20	.391
Mills, Alec	1	2	2.39	12	12	0	0	0	0	67.2	57	19	18	2	1	12	0	68	0	4	1.14	8	1.02	.234
Minor, Mike	0	0	3.52	2	2	0	0	0	0	7.2	5	5	3	1	0	5	0	12	0	0	0.57	1	1.30	.185
Nina, Aroni	4	0	1.05	24	0	0	0	1	2	34.1	24	5	4	0	0	17	2	39	1	5	1.23	3	1.19	.198
Peterson, Mark	3	2	1.78	27	0	0	0	9	11	30.1	19	6	6	3	0	7	1	34	0	2	1.00	1	0.86	.179
Pruneda, Benino	2	2	3.13	14	1	0	0	1	1	23.0	17	9	8	1	0	13	1	33	0	2	0.75	2	1.30	.205
Redman, Reid	0	2	2.77	16	0	0	0	0	1	26.0	23	9	8	4	0	8	1	21	0	0	1.00	1	1.19	.245
Selman, Sam	0	0	14.46	9	0	0	0	0	1	9.1	17	17	15	3	0	10	0	8	1	4	1.30	0	2.89	.370
Skoglund, Eric	7	10	3.45	27	27	0	0	0	0	156.1	135	63	60	19	4	38	1	134	2	3	0.97	8	1.11	.230
Sparkman, Glenn	0	2	4.58	4	4	0	0	0	0	17.2	21	10	9	2	0	5	0	20	0	0	0.52	0	1.47	.296
Stamont, Josh	2	1	3.04	11	11	0	0	0	0	50.1	42	18	17	2	4	37	0	73	0	8	0.79	7	1.57	.232
Stout, Eric	6	4	3.86	42	0	0	0	2	3	72.1	68	32	31	3	1	25	1	69	1	3	1.06	8	1.29	.255
Strahm, Matt	3	8	3.43	22	18	0	0	0	1	102.1	102	47	39	14	6	23	0	107	1	1	0.75	8	1.22	.260
Stumpf, Daniel	2	0	2.11	14	0	0	0	1	2	21.1	14	5	5	0	2	4	0	26	0	1	1.44	1	0.84	.187
Vargas, Jason	0	0	7.71	1	1	0	0	0	0	2.1	4	3	2	2	0	0	0	1	0	0	1.33	0	1.71	.364
Zimmer, Kyle	0	1	0.00	1	1	0	0	0	0	1.0	1	1	0	0	0	2	0	2	0	0	0.00	0	3.00	.250
Team Total	65	75	3.55	140	140	0	8	32	54	1239.2	1159	534	489	122	41	373	16	1163	8	60	1.23	95	1.24	.248

FRONT OFFICE

2017 CARDINALS

2016 REVIEW

HISTORY

MINOR LEAGUES

TEXAS LEAGUE

MISC.

# SAN ANTONIO MISSIONS

Affiliate: San Diego Padres (2007)

Nelson W. Wolff Municipal Stadium  
 5757 Highway 90 West  
 San Antonio, TX 78227  
 Telephone: (210) 675-7275  
 Fax: (210) 670-0341  
 E-mail: [sainfo@samissions.com](mailto:sainfo@samissions.com)  
 Website: [www.samissions.com](http://www.samissions.com)



**MANAGER**  
 Phillip Wellman

**PITCHING COACH**  
 Jimmy Jones

**HITTING COACH**  
 Lance Burkhart

**TRAINER**  
 Dan Turner

President.....Burl Yarbrough  
 General Manager .....Dave Gasaway  
 Media Contact.....Mike Saeger  
 Radio Announcer.....Mike Saeger  
 Station.....KKYX 680 AM

Capacity: 6,200  
 Year Opened: 1994  
 Directions: Highway 90 West at Callaghan.

## VISITING CLUB HOTEL

Holiday Inn NW/Sea World  
 10135 State Hwy 151  
 San Antonio, TX 78251  
 (210) 520-2508

## 2016 RECAP (7-5 Overall; 3-3 Home; 4-2 Road )

DATE	H/A	W/L	SCORE	WP	LP
4/7	A	W	3-1	Mayers	Castillo
4/8	A	L	5-4	Lloyd	Nielsen
4/9	A	W	6-4	Poncedeleon	Alger
4/14	H	L	5-0	Rodriguez	Nielsen
4/15	H	W	2-0	Thomas	Benjamin
4/16	H	W	9-4	Morales	Diaz
7/3	A	L (11)	2-1	Brasoban	Perry
7/4	A	W	6-5	Shaban	Torres
7/5	A	W (12)	5-4	Lucas	De Paula
7/9	H	W	2-1	Lucas	Brasoban
7/10	H	L	6-4	Cimber	Wright
7/11	H	L (12)	8-3	De Paula	Wright

## 2017 SCHEDULE

DAY	DATE	SITE	TIME	DAY	DATE	SITE	TIME
Fri.	May 26	SA	7:05	Tues.	Aug. 8	SA	7:05
Sat.	May 27	SA	7:05	Wed.	Aug. 9	SA	7:05
Sun.	May 28	SA	5:05	Thurs.	Aug. 10	SA	7:05
Fri.	June 2	SPR	7:10	Tues.	Aug. 15	SPR	6:30
Sat.	June 3	SPR	6:10	Wed.	Aug. 16	SPR	6:30
Sun.	June 4	SPR	2:10	Thurs.	Aug. 17	SPR	7:10

# 2016 FINAL ROSTER

<b>PITCHERS</b>	<b>JERSEY #</b>	<b>B</b>	<b>T</b>	<b>HT</b>	<b>WT</b>	<b>BORN</b>
Berry, Tim	12	L	L	6'3"	180	3/18/1991
Brasoban, Jimmy	27	R	R	6'1"	185	6/22/1994
Cimber, Adam	23	R	R	6'4"	180	8/15/1990
De Paula, Rafael	11	R	R	6'2"	215	3/24/1991
Dimock, Michael	20	R	R	6'2"	195	10/26/1989
Keel, Jerry	47	L	L	6'6"	240	9/26/1993
Lloyd, Kyle	29	R	R	6'4"	221	10/16/1990
McCutchen, Daniel	40	R	R	6'2"	217	9/26/1982
McNutt, Trey	33	R	R	6'4"	220	8/2/1989
Simmons, Seth	14	R	R	5'9"	170	6/14/1988
Smith, Jake	38	R	R	6'4"	190	6/2/1990
Weir, T.J.	4	R	R	6'0"	205	9/15/1991
Wieck, Brad	50	L	L	6'9"	255	10/14/1991
<b>CATCHERS</b>	<b>JERSEY #</b>	<b>B</b>	<b>T</b>	<b>HT</b>	<b>WT</b>	<b>BORN</b>
Allen, Austin	17	L	R	6'4"	225	1/16/1994
Miller, Ryan	22	R	R	6'2"	200	11/17/1992
<b>INFIELDERS</b>	<b>JERSEY #</b>	<b>B</b>	<b>T</b>	<b>HT</b>	<b>WT</b>	<b>BORN</b>
Blanco, Felipe	10	R	R	6'1"	175	12/9/1993
Lindsey, Taylor	8	L	R	6'0"	195	12/2/1991
Olt, Mike	-	R	R	6'2"	210	8/27/1988
Quintana, Gabriel	24	R	R	6'3"	215	9/7/1992
Santos, Trae	32	L	L	6'1"	235	10/11/1992
Stevens, River	5	L	R	6'0"	185	1/10/1992
VanMeter, Josh	9	L	R	5'11"	165	3/10/1995
Ward, Nelson	2	L	R	5'11"	175	8/6/1992
<b>OUTFIELDERS</b>	<b>JERSEY #</b>	<b>B</b>	<b>T</b>	<b>HT</b>	<b>WT</b>	<b>BORN</b>
Bousfield, Austin	6	R	R	5'11"	185	7/5/1993
Martinez, Alberth	-	R	R	6'1"	170	1/23/1991
Schulz, Nick	13	R	R	6'3"	210	5/3/1991
Tejada, Luis	28	R	R	6'3"	175	10/12/1992

## SERIES FACTS

Most Runs, Game:	By Springfield: 12 (12-5, June 3, 2009 at Hammons Field) By San Antonio: 15 (15-9, April 14, 2013 at Hammons Field)
Widest Margin Victory:	By Springfield: 8 Runs (9-1, April 15, 2013 at Hammons Field) By San Antonio: 10 Runs (11-1, June 6, 2011 at Nelson W. Wolff Stadium) *Most Recent
Longest Winning Streak:	By Springfield: 3 (July 4, 2016 - July 9, 2016) *Most Recent By San Antonio: 4 (April 12, 2014 - June 30, 2014) *Most Recent
Attendance High:	At Hammons Field: 8,779, June 24, 2005

## Cardinals vs. Missions Last Three Years

<b>YEAR</b>	<b>HOME</b>	<b>AWAY</b>	<b>OVERALL</b>	<b>WIN %</b>
2014	1-5	4-2	5-7	.417
2015	2-4	4-2	6-6	.500
2016	3-3	4-2	7-5	.583
All-Time	36-36	37-37	73-73	.500

## 2016 INDIVIDUAL BATTING STATISTICS

BATTERS	AVG	G	AB	R	H	2B	3B	HR	RBI	TB	BB	IBB	SO	SB	CS	OBP	SLG	OPS	SF	SAC	HBP	DP	E
Allen, Austin	.273	3	11	1	3	0	0	1	1	6	0	0	0	0	0	.273	.545	.818	0	0	0	0	0
Amarista, Alexi	.400	1	5	0	2	0	0	0	1	2	0	0	0	0	0	.400	.400	.800	0	0	0	0	0
Asencio, Yelson	.254	45	169	16	43	6	2	1	11	56	5	0	25	3	3	.274	.331	.606	1	0	0	6	0
Blanco, Felipe	.125	23	64	4	8	4	0	0	3	12	2	0	21	0	0	.152	.188	.339	0	2	0	0	1
Bousfield, Auston	.170	71	264	29	45	10	1	3	14	66	32	0	76	9	2	.267	.250	.517	3	4	4	3	0
Cordero, Franchy	.306	59	245	31	75	8	8	6	19	117	17	4	67	12	6	.356	.478	.834	0	0	2	2	4
Del Castillo, Miguel	.200	8	25	1	5	2	0	0	0	7	1	0	9	0	0	.231	.280	.511	0	1	0	0	2
Gale, Rocky	.219	63	210	21	46	8	1	2	20	62	29	1	38	1	0	.322	.295	.618	2	2	4	6	6
Goris, Diego	.217	22	69	4	15	2	0	2	9	23	2	0	11	2	0	.239	.333	.573	0	1	0	2	0
Jensen, Chase	.141	27	78	9	11	2	0	3	9	22	4	0	29	2	0	.193	.282	.475	0	2	1	3	4
Jones, Duanel	.000	4	8	0	0	0	0	0	0	0	0	0	3	0	0	.000	.000	.000	0	0	0	0	0
Kennedy, A.J.	.161	10	31	0	5	0	0	0	2	5	4	0	12	0	2	.250	.161	.411	1	0	0	0	3
Lindsey, Taylor	.202	86	287	33	58	11	2	8	26	97	29	0	71	4	2	.277	.338	.615	3	3	2	4	8
Martínez, Alberth	.156	11	32	3	5	2	0	0	4	7	1	0	6	0	0	.171	.219	.390	2	0	0	0	1
Miller, Ryan	.232	58	198	27	46	13	2	7	32	84	12	0	60	3	0	.283	.424	.707	0	1	2	7	6
Olt, Mike	.255	49	161	25	41	9	0	5	25	65	31	1	55	1	0	.373	.404	.777	1	0	0	4	3
Quintana, Gabriel	.241	130	456	53	110	28	2	20	73	202	20	1	138	5	3	.282	.443	.725	2	2	7	9	8
Rondon, Jose	.279	96	376	45	105	21	2	5	44	145	15	1	66	13	4	.310	.386	.695	3	12	3	5	10
Santos, Trae	.141	21	71	5	10	3	0	2	5	19	0	0	26	0	0	.153	.268	.420	0	1	1	2	1
Schutz, Nick	.282	106	393	41	111	23	1	10	50	166	43	2	101	5	4	.366	.422	.789	0	1	9	11	0
Smith, Mason	.083	9	24	1	2	1	0	0	0	3	3	0	10	0	0	.241	.125	.366	0	0	2	0	0
Stevens, River	.232	78	276	32	64	6	2	4	26	86	19	2	53	5	3	.284	.312	.595	5	5	3	6	6
Tejada, Luis	.256	63	195	26	50	13	3	4	25	81	22	1	41	4	2	.336	.415	.752	1	2	2	7	1
Torres, Nick	.282	93	373	40	105	28	2	6	40	155	16	2	96	10	4	.321	.416	.736	1	0	6	9	3
Valenzuela, Ricardo	.214	5	14	0	3	0	0	0	1	3	3	0	3	0	0	.353	.214	.567	0	0	0	1	1
VanMeter, Josh	.198	29	106	10	21	2	0	2	5	29	7	0	18	2	2	.248	.274	.521	0	1	0	1	9
Vilter, Nick	.000	1	3	0	0	0	0	0	0	0	0	0	0	0	0	.000	.000	.000	0	0	0	0	0
Ward, Nelson	.221	123	453	55	100	15	2	6	28	137	56	1	126	31	9	.313	.302	.616	4	8	7	7	16
Team Total	.235	140	4647	512	1093	217	30	97	475	1661	373	16	1182	112	46	.298	.357	.655	29	54	55	96	105

## 2016 INDIVIDUAL PITCHING STATISTICS

PITCHERS	W	L	ERA	G	GS	CG	SHO	SV	SVO	IP	H	R	ER	HR	HB	BB	IBB	SO	BK	WP	GO/AO	DP	WHIP	AVG
Alger, Brandon	0	1	8.71	14	0	0	0	0	1	20.2	24	20	20	5	0	14	0	21	0	3	1.00	2	1.84	.304
Bartsch, Kyle	0	0	8.31	10	0	0	0	0	0	17.1	32	19	16	2	1	10	1	10	0	2	1.73	1	2.42	.390
Benjamin, Ramon	0	2	6.65	15	0	0	0	0	1	21.2	25	19	16	7	1	11	1	19	0	3	0.96	0	1.66	.278
Berry, Tim	2	4	6.80	10	10	0	0	0	0	47.2	64	41	36	9	4	33	0	30	1	3	0.91	5	2.03	.330
Brasoban, Yimmi	5	2	3.03	29	0	0	0	4	6	35.2	27	13	12	1	2	16	1	35	1	5	1.79	5	1.21	.216
Castillo, Fabio	3	4	4.38	7	7	0	0	0	0	39.0	35	21	19	6	2	16	1	40	0	6	1.26	6	1.31	.243
Climber, Adam	3	2	2.56	42	0	0	0	3	7	52.2	41	19	15	1	1	14	3	27	0	0	2.28	5	1.04	.216
De Paula, Rafael	4	2	2.44	37	0	0	0	0	2	55.1	42	17	15	2	2	19	0	74	2	8	0.77	4	1.10	.213
Diaz, Luis	2	5	5.79	10	10	0	0	0	0	56.0	68	37	36	8	1	18	0	47	0	1	1.05	5	1.54	.301
Dimock, Michael	1	0	3.00	5	0	0	0	1	1	6.0	4	2	2	1	0	0	0	5	0	0	1.75	2	0.67	.200
Distasio, Louis	0	0	0.00	1	0	0	0	0	0	1.0	0	0	0	0	0	2	0	2	0	0	0.00	0	2.00	.000
Guerrero, Tayron	0	3	4.94	19	0	0	0	0	1	23.2	20	14	13	2	0	10	0	25	0	0	1.21	1	1.27	.235
Heilweg, Johnny	1	4	10.97	6	6	0	0	0	0	21.1	32	27	26	2	5	14	0	12	0	6	1.65	3	2.16	.372
Jester, Jason	2	1	2.54	34	0	0	0	14	16	39.0	39	17	11	2	0	7	2	53	1	2	0.97	5	1.18	.253
Keel, Jerry	0	2	6.88	3	3	0	0	0	0	17.0	24	15	13	2	1	8	0	11	0	1	1.71	2	1.88	.338
Kelly, Michael	2	2	2.90	9	9	0	0	0	0	49.2	42	17	16	3	0	17	1	49	0	5	0.78	7	1.19	.237
Lamet, Dinelson	5	7	3.39	14	14	0	0	0	0	74.1	57	32	28	2	2	31	0	91	1	8	0.79	5	1.18	.207
Lemond, Zech	0	1	24.00	1	1	0	0	0	0	3.0	9	8	8	0	0	3	0	2	0	0	0.17	0	4.00	.529
Lloyd, Kyle	7	7	3.31	30	20	0	0	0	0	130.1	124	54	48	9	2	38	1	99	0	6	0.95	12	1.24	.252
Lockett, Walker	4	1	2.08	6	4	0	0	0	0	34.2	27	8	8	2	2	2	0	26	0	0	3.29	4	0.84	.216
McCutchen, Daniel	1	2	4.50	4	3	0	0	0	1	20.0	20	12	10	4	1	4	0	11	0	1	0.74	2	1.20	.256
McGrath, Kyle	1	2	1.29	33	0	0	0	1	3	48.2	32	8	7	4	2	8	0	50	1	1	0.46	3	0.82	.188
McNutt, Trey	0	0	1.50	6	0	0	0	0	0	6.0	2	1	1	0	0	1	0	7	0	2	0.67	1	0.50	.105
Morris, Elliot	0	0	4.91	5	0	0	0	0	0	7.1	9	6	4	1	0	3	0	3	0	1	0.46	0	1.84	.300
Morrow, Brandon	1	1	7.84	2	2	0	0	0	0	10.1	18	10	9	3	1	4	0	4	0	0	0.79	2	2.13	.391
Morrow, Bryce	1	7	5.94	9	9	0	0	0	0	50.0	62	35	33	6	1	22	1	28	0	1	0.56	2	1.68	.320
Northcraft, Aaron	2	2	2.88	7	7	0	0	0	0	40.2	33	15	13	4	5	9	0	27	0	3	1.15	6	1.03	.228
Paullus, Ben	0	0	0.00	1	0	0	0	0	0	1.0	0	0	0	0	0	0	0	0	0	0	2.00	0	0.00	.000
Rodriguez, Bryan	3	5	3.51	10	10	0	0	0	0	59.0	67	29	23	5	1	18	1	32	0	5	1.93	9	1.44	.295
Sanchez, Eller	0	1	9.00	2	1	0	0	0	0	4.0	5	4	4	0	1	3	0	4	0	0	0.75	1	2.00	.313
Seidenberger, Trevor	0	0	12.00	1	0	0	0	0	0	3.0	5	4	4	1	0	3	0	0	0	0	1.00	1	2.67	.385
Simmons, Seth	3	4	2.35	20	15	0	0	0	0	95.2	72	27	25	9	1	29	0	88	0	3	0.56	4	1.06	.207
Smith, Jake	0	0	1.59	6	0	0	0	1	1	5.2	3	1	1	0	0	2	0	4	0	1	1.17	2	0.88	.150
Torres, Jose	1	2	1.24	25	0	0	0	2	2	36.1	20	5	5	1	0	12	1	36	1	1	1.13	3	0.88	.165
Vargas, Cesar	0	0	1.42	2	2	0	0	0	0	12.2	5	2	2	0	0	1	0	14	0	1	2.14	0	0.47	.122
Weir, T.J.	3	4	6.02	16	7	0	0	0	0	49.1	54	35	33	6	2	19	0	45	0	5	1.18	6	1.48	.283
Wieck, Brad	1	0	0.44	15	0	0	0	0	0	20.1	10	1	1	0	2	8	0	31	0	2	0.73	2	0.89	.152
Wingenter, Trey	0	0	0.00	1	0	0	0	1	1	3.0	0	0	0	0	0	1	0	5	0	1	3.00	0	0.33	.000
Yardley, Eric	0	2	3.18	12	0	0	0	1	1	17.0	17	7	6	0	2	3	1	10	0	0	3.22	4	1.18	.274
Team Total	58	82	3.92	140	140	0	14	28	44	1236.0	1170	602	539	110	45	433	15	1077	8	87	1.33	122	1.30	.253

FRONT OFFICE

2017 CARDINALS

2016 REVIEW

HISTORY

MINOR LEAGUES

TEXAS LEAGUE

MISC.



# TULSA DRILLERS

Affiliate: Los Angeles Dodgers (2015)

ONEOK Field  
 201 N. Elgin St.  
 Tulsa, OK 74120  
 Telephone: (918) 744-5998  
 Fax: (918) 747-3267  
 E-mail: mail@tulsadrillers.com  
 Website: www.tulsadrillers.com



**MANAGER**  
 Ryan Garko

**PITCHING COACH**  
 Bill Simas

**HITTING COACH**  
 Terrmel Sledge

**TRAINER**  
 TBA

General Manager.....Mike Melega  
 Media Contact.....Brian Carroll  
 Radio Announcer.....Dennis Higgins  
 Station.....KTBZ-1430 AM

Capacity: 8,000  
 Year Opened: 2010

Directions: Highway 244 West, Exit Cincinnati/Detroit Ave. Left on Cincinnati Ave, Left on Brady, Right on Elgin. On the corner of Elgin and Archer.

## VISITING CLUB HOTEL

Hyatt Regency Downtown  
 100 E. 2nd St.  
 Tulsa, OK 74103

## 2016 RECAP (18-10 Overall; 9-5 Home; 9-5 Road)

DATE	H/A	W/L	SCORE	WP	LP	DATE	H/A	W/L	SCORE	WP	LP
5/7	A	W	6-4	Nielsen	Anderson	6/21	A	L	9-5	Johnson	Thomas
5/8	A	L	5-0	Oaks	Morales	6/22	A	L (10)	8-6	Dirks	Shaban
5/9	A	L	10-0	Barlow	Baker	7/25	A	W	9-4	Nielsen	Shibuya
5/10	A	W	4-2	Mayers	De Jong	7/26	A	W (10)	4-3	Shaban	Broussard
5/17	H	W	5-3	Poncedeleon	Cash	7/27	A	L	7-5	De Jong	Echemendia
5/18	H	L (7)	3-0	De Jong	Nielsen	8/1	H	W	5-4	Herget	Anderson
5/18	H	W (7)	3-0	Heyer	Shibuya	8/2	H	W	6-2	Weaver	Griggs
5/19	H	L	10-2	Barlow	Morales	8/3	H	W	2-0	Poncedeleon	Frankoff
6/11	H	W	6-3	Weaver	Kehrt	8/27	H	L	11-8	Malm	Sulbaran
6/12	H	W	4-3	Echemendia	Barlow	8/28	H	W	7-5	Herget	Barlow
6/13	H	L	9-4	Oaks	Nielsen	8/29	H	L	7-3	De Jong	Walter
6/14	H	W	7-6	Brebbia	Dirks	9/3	A	W	11-2	Walter	Kehrt
6/19	A	W	5-2	Shaban	Shibuya	9/4	A	W	3-2	Baker	Johnson
6/20	A	W (11)	5-4	Thomas	Hooper	9/5	A	W	10-4	McKnight	Frankoff

## 2017 SCHEDULE

DAY	DATE	SITE	TIME	DAY	DATE	SITE	TIME
Sat.	May 6	TUL	7:05	Tues.	June 20	SPR	6:30
Sun.	May 7	TUL	1:05	Wed.	June 21	SPR	11:10am
Mon.	May 8	TUL	11:05am	Mon.	July 24	SPR	6:30
Tues.	May 9	TUL	7:05	Tues.	July 25	SPR	6:30
Mon.	May 15	SPR	6:30	Wed.	July 26	SPR	6:30
Tues.	May 16	SPR	6:30	Mon.	July 31	TUL	7:05
Wed.	May 17	SPR	11:10am	Tues.	Aug. 1	TUL	7:05
Thurs.	May 18	SPR	7:10	Wed.	Aug. 2	TUL	7:05
Sat.	June 10	TUL	7:05	Sat.	Aug. 26	SPR	6:10
Sun.	June 11	TUL	1:05	Sun.	Aug. 27	SPR	2:10
Mon.	June 12	TUL	11:05am	Mon.	Aug. 28	SPR	6:30
Tues.	June 13	TUL	7:05	Sat.	Sept. 2	TUL	7:05
Sun.	June 18	SPR	4:10	Sun.	Sept. 3	TUL	7:05
Mon.	June 19	SPR	6:30	Mon.	Sept. 4	TUL	1:05

## 2016 FINAL ROSTER

PITCHERS	JERSEY #	B	T	HT	WT	BORN
Anderson, Isaac	36	R	R	6'2"	185	9/4/1993
Barlow, Scott	45	R	R	6'4"	175	12/18/1992
Broussard, Joe	38	R	R	6'1"	220	1/28/1991
Corcino, Daniel	13	R	R	5'11"	210	8/26/1990
De Jong, Chase	34	L	R	6'4"	205	12/19/1993
Frankoff, Seth	35	R	R	6'5"	210	8/27/1988
Griggs, Scott	46	R	R	6'4"	215	5/31/1991
Johnson, Dan	25	L	R	6'2"	210	8/10/1979
Johnson, Michael	21	L	L	5'11"	185	1/3/1991
Malm, Jeff	47	L	L	6'2"	225	10/31/1990
Sborz, Josh	27	R	R	6'3"	225	12/17/1993
Sierra, Yaisel	23	R	R	6'1"	168	6/5/1991
Stewart, Brock	30	L	R	6'3"	210	10/3/1991

CATCHERS	JERSEY #	B	T	HT	WT	BORN
Farmer, Kyle	17	R	R	6'0"	207	8/17/1990
Hoenecke, Paul	14	L	R	6'2"	205	7/8/1990

INFIELDERS	JERSEY #	B	T	HT	WT	BORN
Anderson, Lars	20	L	L	6'4"	215	9/25/1987
Bellinger, Cody	10	L	L	6'4"	213	7/13/1995
Calhoun, Willie	12	L	R	5'8"	187	11/4/1994
Locastro, Tim	15	R	R	6'1"	200	7/14/1992
Rios, Edwin	52	L	R	6'3"	220	4/21/1994
Tarsovich, Jordan	3	R	R	5'10"	180	6/20/1991

OUTFIELDERS	JERSEY #	B	T	HT	WT	BORN
Curletta, Joey	51	R	R	6'4"	245	3/8/1994
Garlick, Kyle	18	R	R	6'1"	210	1/26/1992
Scavuzzo, Jacob	7	R	R	6'4"	185	1/15/1994
Verdugo, Alex	9	L	L	6'0"	205	5/15/1996

### SERIES FACTS

Most Runs, Game: By Springfield: 20 (20-5, April 4, 2008 at Hammons Field)  
By Tulsa: 15 (15-4, May 6, 2013 at Hammons Field)

Widest Margin Victory: By Springfield: 15 Runs (20-5, April 4, 2008 at Hammons)  
By Tulsa: 11 Runs (15-4, May 6, 2013 at Hammons Field)

Longest Winning Streak: By Springfield: 6 (May 19-June 20, 2008)  
By Tulsa: 6 (April 21-April 30, 2012) \*Most Recent

Attendance High: At Hammons Field: 9,799, Aug. 31, 2013  
At ONEOK Field: 8,707, June 8, 2012

### Cardinals vs. Drillers Last Three Years

YEAR	HOME	AWAY	OVERALL	WIN %
2014	6-8	8-6	14-14	.500
2015	4-10	8-6	12-16	.429
2016	9-5	9-5	18-10	.643
All-Time	93-82	95-85	188-167	.530

FRONT OFFICE

2017 CARDINALS

2016 REVIEW

HISTORY

MINOR LEAGUES

TEXAS LEAGUE

MISC.

## 2016 INDIVIDUAL BATTING STATISTICS

BATTERS	AVG	G	AB	R	H	2B	3B	HR	RBI	TB	BB	IBB	SO	SB	CS	OBP	SLG	OPS	SF	SAC	HBP	DP	E
Ahart, Devan	.215	24	79	9	17	4	0	1	7	24	4	0	17	1	0	.247	.304	.551	2	0	0	0	1
Anderson, Lars	.271	88	262	40	71	18	0	7	46	110	38	2	48	1	0	.361	.420	.781	2	0	0	9	2
Aruebarrena, Erisbel	.182	17	55	6	10	0	0	4	8	22	3	0	21	0	0	.224	.400	.624	0	0	0	2	5
Bellinger, Cody	.263	114	399	61	105	17	1	23	65	193	59	2	94	8	2	.359	.484	.843	4	0	3	2	2
Calhoun, Willie	.254	132	503	75	128	25	1	27	88	236	45	3	65	0	0	.318	.469	.788	6	1	5	15	21
Curletta, Joey	.206	29	97	7	20	4	0	4	13	36	10	0	37	0	0	.280	.371	.652	0	0	0	2	0
DiFazio, Vinny	.244	15	45	4	11	0	0	0	4	11	9	0	13	0	1	.382	.244	.626	0	0	1	1	2
Drake, Yadir	.109	19	55	4	6	1	0	0	2	7	3	0	11	1	0	.155	.127	.282	0	1	0	1	0
Farmer, Kyle	.256	74	266	31	68	18	2	5	31	105	25	0	44	2	0	.323	.395	.718	3	0	3	14	9
Fields, Daniel	.091	5	11	1	1	0	0	0	0	1	3	0	4	0	0	.286	.091	.377	0	0	0	0	0
Garlick, Kyle	.284	79	292	42	83	29	2	8	39	140	18	0	83	1	0	.335	.479	.815	3	0	6	11	1
Guerrero, Alex	.031	8	32	2	1	0	0	0	0	1	1	0	5	0	0	.061	.031	.092	0	0	0	2	0
Henson, Jake	.000	1	1	0	0	0	0	0	0	0	0	0	1	0	0	.000	.000	.000	0	0	0	0	0
Hernandez, Enrique	.000	2	8	0	0	0	0	0	0	0	1	0	3	0	0	.111	.000	.111	0	0	0	0	0
Hoenecke, Paul	.288	40	139	18	40	6	0	7	21	67	4	1	21	0	1	.313	.482	.795	0	0	1	8	3
Law, Adam	.276	30	76	13	21	3	0	0	5	24	8	0	12	3	2	.356	.316	.672	1	4	2	0	3
Locastro, Tim	.277	45	191	27	53	8	1	1	13	66	8	0	16	9	2	.330	.346	.676	0	1	7	1	8
Maggi, Drew	.299	61	194	26	58	10	2	2	11	78	17	0	37	8	5	.376	.402	.778	0	2	7	2	8
Ogle, Tyler	.213	49	136	13	29	6	1	4	18	49	13	0	32	0	1	.297	.360	.657	2	0	4	8	3
Perio, Noah	.263	7	19	1	5	1	0	0	3	6	1	0	4	0	0	.300	.316	.616	0	0	0	0	1
Rios, Edwin	.254	33	122	14	31	7	0	5	17	53	8	2	31	0	0	.304	.434	.738	3	0	2	3	9
Scavuzzo, Jacob	.266	112	421	59	112	21	2	10	39	167	28	0	100	4	2	.318	.397	.715	4	0	6	6	4
Tarsovich, Jordan	.219	59	169	23	37	9	0	4	16	58	26	1	32	6	2	.325	.343	.668	1	1	1	1	13
Toles, Andrew	.314	43	175	27	55	14	3	5	22	90	12	0	30	13	3	.363	.514	.877	1	0	2	2	2
Trinkwon, Brandon	.226	79	270	34	61	9	2	3	24	83	31	0	41	4	5	.306	.307	.613	2	5	1	5	15
Verdugo, Alex	.273	126	477	58	130	23	1	13	63	194	44	5	67	2	6	.336	.407	.743	4	0	4	12	10
Zarraga, Shawn	.306	27	85	9	26	7	0	0	14	33	12	0	13	0	1	.384	.388	.772	2	0	0	2	3
Team Total	.256	139	4652	615	1189	242	18	133	573	1866	443	18	916	65	33	.325	.401	.726	41	23	55	109	147

## 2016 INDIVIDUAL PITCHING STATISTICS

PITCHERS	W	L	ERA	G	GS	CG	SHO	SV	SVO	IP	H	R	ER	HR	HB	BB	IBB	SO	BK	WP	GO/AO	DP	WHIP	AVG
Anderson, Chris	3	6	5.90	18	6	0	0	0	1	39.2	37	30	26	3	5	35	0	25	0	3	0.88	1	1.82	.248
Anderson, Isaac	0	3	6.65	5	5	0	0	0	0	21.2	27	16	16	3	3	6	0	16	0	1	1.43	0	1.52	.290
Anderson, Lars	0	0	18.00	1	0	0	0	0	0	1.0	3	2	2	0	0	1	0	0	0	0	0.00	0	4.00	.600
Barlow, Scott	4	7	3.98	24	23	0	0	0	0	124.1	125	63	55	9	9	52	1	102	0	8	0.96	6	1.42	.260
Bawcom, Logan	1	0	2.00	5	0	0	0	1	1	9.0	5	2	2	1	0	1	0	11	0	1	1.67	0	0.67	.156
Bonilla, Lisalberto	1	2	3.38	7	7	0	0	0	0	37.1	33	15	14	2	1	13	0	39	0	2	1.92	1	1.23	.237
Broussard, Joe	3	2	1.93	33	0	0	0	7	9	42.0	34	9	9	2	4	12	2	51	0	1	0.89	2	1.10	.222
Burgos, Alex	0	0	4.50	2	0	0	0	0	0	2.0	2	1	1	1	0	1	0	3	0	0	0.50	0	1.50	.250
Cash, Ralston	5	3	3.00	29	0	0	0	1	4	45.0	36	20	15	1	2	22	1	56	1	5	0.92	2	1.29	.220
Choate, Randy	0	0	54.00	3	0	0	0	0	0	0.1	3	2	2	0	0	1	0	0	0	0	0.00	0	12.00	.750
Corcino, Daniel	1	1	3.53	27	0	0	0	3	4	35.2	28	16	14	4	2	10	0	31	0	2	0.92	3	1.07	.211
Dayton, Grant	3	0	2.30	12	0	0	0	1	2	15.2	8	6	4	0	1	3	0	28	0	0	1.00	1	0.70	.148
De Jong, Chase	14	5	2.86	25	25	2	1	0	0	141.2	106	51	45	15	3	39	0	125	0	9	0.68	5	1.02	.207
Dirks, Caleb	3	2	1.44	28	0	0	0	6	7	31.1	25	10	5	3	1	7	0	35	0	0	1.15	1	1.02	.214
Figaro, Alfredo	2	0	3.50	5	3	0	0	0	0	18.0	17	9	7	2	0	3	0	10	0	3	1.53	2	1.11	.246
Frankoff, Seth	3	4	4.15	21	9	0	0	0	1	60.2	73	36	28	2	1	15	0	58	0	9	1.15	6	1.45	.297
Frias, Carlos	0	0	1.29	2	2	0	0	0	0	7.0	3	1	1	0	0	0	5	0	0	1.67	0	0.43	.130	
Garcia, Yimi	0	1	10.80	3	0	0	0	0	1	3.1	4	4	4	1	1	0	0	5	0	0	0.33	0	1.20	.308
Gonzalez, Felipe	0	4	9.37	5	4	0	0	0	0	16.1	24	17	17	3	0	12	0	10	1	2	0.95	0	2.20	.343
Griggs, Scott	0	2	4.54	31	0	0	0	5	6	33.2	33	20	17	3	1	20	2	21	0	2	2.13	7	1.57	.264
Hooper, Kyle	0	2	6.52	9	0	0	0	0	0	9.2	7	7	7	1	0	6	0	12	0	3	1.50	0	1.34	.212
Johnson, Dan	0	0	5.52	4	0	0	0	0	0	14.2	18	9	9	1	1	6	0	10	0	1	0.88	2	1.64	.305
Johnson, Michael	2	2	3.81	46	0	0	0	0	0	56.2	65	27	24	7	0	24	0	57	0	8	0.91	5	1.57	.289
Kehrt, Jeremy	4	6	6.03	13	13	0	0	0	0	65.2	83	46	44	6	2	15	1	38	0	3	1.43	8	1.49	.307
Malm, Jeff	1	1	2.79	17	0	0	0	1	1	19.1	19	6	6	2	0	6	0	17	0	1	0.52	0	1.29	.257
Montas, Frankie	0	0	1.93	3	1	0	0	0	0	4.2	2	1	1	1	0	1	0	7	0	0	1.33	0	0.84	.133
Oaks, Trevor	8	1	2.14	10	10	0	0	0	0	63.0	56	15	15	1	3	9	0	38	0	2	2.27	6	1.03	.239
Richardson, Dustin	0	0	7.36	7	0	0	0	0	0	7.1	9	8	6	2	0	4	0	11	0	1	1.40	0	1.77	.281
Rogers, Rob	1	0	3.09	16	0	0	0	3	4	23.1	23	9	8	0	0	10	0	16	0	2	1.30	2	1.41	.253
Sborz, Joshua	0	1	3.78	10	0	0	0	1	1	16.2	17	10	7	2	0	6	0	17	0	0	1.54	2	1.38	.258
Schafer, Jordan	1	1	3.15	31	1	0	0	0	3	40.0	41	20	14	4	0	17	0	46	0	4	0.92	1	1.45	.261
Schlosser, Gus	0	0	2.05	14	0	0	0	4	6	22.0	20	7	5	2	1	0	0	23	0	1	1.63	2	0.91	.238
Shibuya, Tim	1	6	3.81	18	14	0	0	0	0	75.2	79	38	32	7	6	12	0	40	0	2	1.62	7	1.20	.267
Sierra, Yaisel	1	2	4.30	10	0	0	0	0	1	14.2	14	9	7	0	0	5	0	21	1	2	2.43	0	1.30	.237
Sopko, Andrew	2	2	4.94	6	6	0	0	0	0	31.0	35	17	17	4	1	11	0	25	0	3	0.97	5	1.48	.287
Stewart, Brook	3	4	1.37	10	10	1	0	0	0	59.1	41	12	9	0	2	11	0	65	0	1	0.96	5	0.88	.196
Thayer, Dale	1	1	6.75	7	0	0	0	0	2	8.0	16	10	6	2	0	2	0	10	0	1	3.25	0	2.25	.390
Team Total	68	71	3.70	139	139	3	9	33	54	1217.1	1171	581	500	97	50	398	7	1084	3	83	1.42	82	1.29	.252

FRONT OFFICE

2017 CARDINALS

2016 REVIEW

HISTORY

MINOR LEAGUES

TEXAS LEAGUE

MISC.



Midseason All-Star OF Harrison Bader electrified the Texas League, earning the St. Louis Cardinals Minor League Player of the Month for April, 2016 before a six-week stint with AAA-Memphis from 7/6/16 - 8/26/16.

## Miscellaneous

# 2017 SCHEDULE



APRIL							MAY						
SUN	MON	TUE	WED	THUR	FRI	SAT	SUN	MON	TUE	WED	THUR	FRI	SAT
						1		11:10 1	6:30 2	11:10 3	7:10 4	7:10 5	7:05 6
								ARK	NWA	NWA	NWA	NWA	TUL
2	3	4	5	7:05 6	7:05 7	7:05 8	1:05 7	11:05 8	7:05 9	10	7:10 11	7:10 12	5:30 13
				FRI	FRI	FRI	TUL	TUL	TUL		ARK	ARK	ARK
4:00 9	6:30 10	6:30 11	12	7:10 13	7:10 14	6:10 15	2:10 14	6:30 15	6:30 16	11:10 17	7:10 18	7:10 19	6:10 20
MID	MID	MID		FRI	FRI	FRI	ARK	TUL	TUL	TUL	TUL	NWA	NWA
4:10 16	6:30 17	11:10 18	19	7:10 20	7:10 21	6:10 22	2:10 21	11:10 22	7:05 23	7:05 24	7:05 25	7:05 26	7:05 27
MID	MID	MID		ARK	ARK	ARK	NWA	NWA	CC	CC	CC	SAN	SAN
ARK 2:10 23	7:05 24	7:05 25	11:05 26	7:05 27	7:10 28	6:10 29	5:05 28	29	6:30 30	6:30 31			
ARK 7:10 30	NWA	NWA	NWA	NWA	ARK	ARK	SAN		CC	CC			
JUNE							JULY						
SUN	MON	TUE	WED	THUR	FRI	SAT	SUN	MON	TUE	WED	THUR	FRI	SAT
				7:10 1	7:10 2	6:10 3							7:00 1
				CC	SAN	SAN							MID
2:10 4	5	7:05 6	7:05 7	7:05 8	7:05 9	7:05 10	7:05 2	7:05 3	7:05 4	6:30 5	7:10 6	7:10 7	6:10 8
SAN		NWA	NWA	NWA	NWA	TUL	FRI	FRI	FRI	MID	MID	MID	FRI
1:05 11	11:05 12	7:05 13	6:30 14	7:10 15	7:10 16	6:10 17	6:10 9	6:30 10	11	7:10 12	7:10 13	7:10 14	6:10 15
TUL	TUL	TUL	ARK	ARK	ARK	ARK	FRI	FRI		ARK	ARK	ARK	ARK
4:10 18	6:30 19	6:30 20	11:10 21	7:10 22	7:10 23	6:10 24	6:10 16	6:30 17	6:30 18	6:30 19	7:10 20	7:10 21	6:10 22
TUL	TUL	TUL	TUL	ARK	ARK	ARK	NWA	NWA	NWA	NWA	ARK	ARK	ARK
2:10 25	26	27	28	7:00 29	7:00 30		ARK 6:10 23	TUL 6:30 24	6:30 25	6:30 26	7:05 27	7:05 28	6:05 29
ARK	All-Star Game at FRI			MID	MID		NWA 7:05 30	TUL 7:05 31	TUL	TUL	NWA	NWA	NWA
AUGUST							SEPTEMBER						
SUN	MON	TUE	WED	THUR	FRI	SAT	SUN	MON	TUE	WED	THUR	FRI	SAT
		7:05 1	7:05 2	7:10 3	7:10 4	6:10 5						7:10 1	7:05 2
		TUL	TUL	NWA	NWA	NWA						ARK	TUL
6:10 6	7	7:05 8	7:05 9	7:05 10	7:05 11	7:05 12	7:05 3	1:05 4	5	6	7	8	9
NWA		SAN	SAN	SAN	CC	CC	TUL	TUL		DIVISION		PLAYOFFS	
6:05 13	14	6:30 15	6:30 16	7:10 17	7:10 18	6:10 19	10	11	12	13	14	15	16
CC		SAN	SAN	SAN	CC	CC			TEXAS LEAGUE CHAMPIONSHIP			TEXAS LEAGUE CHAMPIONSHIP	
2:10 20	21	7:05 22	7:05 23	7:05 24	7:05 25	6:10 26	17	HOME GAMES		AWAY GAMES			
CC		NWA	NWA	NWA	NWA	TUL							
2:10 27	6:30 28	6:30 29	6:30 30	7:10 31			Dates and times are subject to change. All games on Jock 98.7 FM or online at <a href="http://www.SpringfieldCardinals.com">www.SpringfieldCardinals.com</a> TV Games on KY3 or The Ozarks CW						
TUL	TUL	ARK	ARK	ARK									



ARK



CC



FRI



MID



NWA



SAN



TUL

# HAMMONS FIELD

## FACTS, MAPS, ATTENDANCE, ETC.



### Quick Facts

**Location:** Downtown Springfield at 955 E. Trafficway  
**Seating Capacity:** 6,750  
**Ground Breaking:** July 7, 2002  
**First Event:** Southern Illinois vs. Southwest Missouri State, April 2, 2004  
**First Springfield Cardinals Exhibition Baseball Game:** St. Louis Cardinals vs. Springfield Cardinals, April 2, 2005  
**First Springfield Cardinals Regular Season Game:** Tulsa Drillers vs. Springfield Cardinals, April 12, 2005  
**Surface:** Natural Grass

### STADIUM DIMENSIONS

**Left Field Line:** 315  
**Left Center Field:** 365  
**Center Field:** 400  
**Right Center Field:** 365  
**Right Field Line:** 330



### Ground Rules

#### Dugouts

Both dugouts play the same.

Steps leading to grandstand on both ends of both dugouts.....In Play  
 Ball hitting gate located at top of steps and remaining fair.....In Play  
 Ball staying on top step or ledge below green railings extending whole length of dugout.....In Play  
 Ball completely penetrating green railing and ledge.....Dead  
 Initial concrete facing of the dugout.....In Play  
 Concrete facing recessed back into dugout.....Out of Play

#### Left Field Foul Ball Area

Fly ball landing above padded wall (i.e. chain linked fence).....Out of Play  
 Ball resting on wall or pad.....Dead

#### Outfield Wall Fair Territory

Fly ball going above yellow line.....Home Run  
 Fly ball striking green chain linked fence in outfield fair territory.....Home Run  
 Ball bouncing over the yellow line, hitting the green chain linked fence, and then bouncing back in play.....Two Bases

#### Tarp

Player may lean on, but not put feet on tarp.

# HAMMONS FIELD SEATING CHART



**HAMMONS FIELD**  
Springfield, Missouri

## SEATING/PRICING

- **SpringNet® Champions Club**  
Sun - Thurs - \$48.00 | Fri - Sat - \$49.00
- **Expedia® Redbird Roost**  
Sun - Thurs - \$28.00 | Fri - Sat - \$29.00
- **The Nest**  
Sun - Thurs - \$28.00 | Fri - Sat - \$29.00
- **Diamond Boxes**  
Sun - Thurs - \$16.00 | Fri - Sat - \$17.00
- **Dugout Boxes**  
Sun - Thurs - \$13.00 | Fri - Sat - \$14.00
- **Field Boxes**  
Sun - Thurs - \$10.00 | Fri - Sat - \$11.00
- **General Admission**  
Sun - Thurs - \$7.00 | Fri - Sat - \$8.00
- **Ashley Furniture Dugout Deck Group Party Areas (Groups of 20-30)**  
Sun - Thurs - \$15.00 Each | Fri - Sat - \$16.00 Each



FRONT OFFICE

2017 CARDINALS

2016 REVIEW

HISTORY

MINOR LEAGUES

TEXAS LEAGUE

MISC.





### Directions to Hammons Field

From I-44 or US-60:

Exit Highway 65 to Chestnut Expressway. Go West on Chestnut Expwy and proceed to National. Turn left (South) on National. Turn right (West) on Trafficway. Hammons Field is on the right.

### Yearly Attendance Figures

Year	Home Openings	Total Home Attendance	Home Average	Single Game High - Home	Road Games	Total Road Attendance	Road Average
2005	70	526,630	7,523	9,720 - Aug. 26 vs. Tulsa	70	299,895	4,284
2006	67	492,372	7,349	10,139 - July 1 vs. Wichita	70	318,940	4,556
2007	65	460,063	7,078	9,561 - July 21 vs. Wichita	69	322,236	5,034
2008	69	461,020	6,681	9,372 - August 29 vs. Tulsa	70	379,695	5,583
2009	69	402,618	5,835	8,084 - Sept. 7 vs. Arkansas	70	344,998	4,929
2010	67	357,336	5,333	8,484 - July 31 vs. NW Arkansas	70	359,651	5,137
2011	66	337,166	5,109	9,554 - Sept. 5 vs. Arkansas	69	355,688	5,155
2012	69	352,674	5,111	10,795 - July 4 vs. Midland	69	365,638	5,299
2013	65	338,345	5,205	11,818 - July 4 vs. Corpus Christi*	70	328,109	4,687
2014	69	354,227	5,134	9,138 - Aug. 29 vs. Arkansas	70	362,179	5,174
2015	68	337,519	4,964	8,385 - Sept. 6 vs. Tulsa	70	347,158	4,959
2016	67	316,990	4,731	9,187 - August 27 vs. Tulsa	70	346,868	4,955

### Top 10 Regular Season Crowds

Attendance	Opponent	Date	Day	W-L
11,818	Corpus Christi	July 4, 2013	Thursday	W
10,795	Midland	July 4, 2012	Wednesday	W
10,139	Wichita	July 1, 2006	Saturday	L
9,799	Tulsa	August 31, 2013	Saturday	L
9,720	Tulsa	August 26, 2005	Friday	W
9,716	Arkansas	July 15, 2013	Monday	L
9,561	Wichita	July 21, 2007	Saturday	W
9,555	Tulsa	July 29, 2006	Saturday	L
9,554	Arkansas	Sept. 5, 2011	Monday	L
9,509	NW Arkansas	August 23, 2013	Friday	L

\*Largest crowd at Hammons Field: 11,818 -- Springfield Cardinals vs. Corpus Christi Hooks - July 4, 2013

# LOGOS/PATCHES



FRONT OFFICE

2017 CARDINALS

2016 REVIEW

HISTORY

MINOR LEAGUES

TEXAS LEAGUE

MISC.



“Birds on the Bat Logo”  
Worn on the front of jerseys as the main logo

“S Logo”  
Worn on all hats and helmets





“Sluggerbird Logo”  
Worn during all Sunday home games as well as special games throughout the season

“State Logo”  
Alternate logo worn as a patch on jersey sleeves




# Springfield Cardinals

## 2017 SCHEDULE

St. Louis Cardinals Exhibition Game at Hammons Field, March 31, 2017 at 5:05							APRIL							MAY							
SUN	MON	TUE	WED	THUR	FRI	SAT	SUN	MON	TUE	WED	THUR	FRI	SAT	SUN	MON	TUE	WED	THUR	FRI	SAT	
						1		11:10	6:30	11:10	7:10	7:10	7:05		11:10	6:30	11:10	7:10	7:10	7:05	
								<b>ARK</b>	<b>NWA</b>	<b>NWA</b>	<b>NWA</b>	<b>NWA</b>	<b>TUL</b>		<b>ARK</b>	<b>NWA</b>	<b>NWA</b>	<b>NWA</b>	<b>NWA</b>	<b>TUL</b>	
2	3	4	5	7:05	7:05	7:05	1:05	11:05	7:05		7:10	7:10	5:30	7	8	9	10	11	12	13	
				<b>FRI</b>	<b>FRI</b>	<b>FRI</b>	<b>TUL</b>	<b>TUL</b>	<b>TUL</b>		<b>ARK</b>	<b>ARK</b>	<b>ARK</b>	<b>TUL</b>	<b>TUL</b>	<b>TUL</b>		<b>ARK</b>	<b>ARK</b>	<b>ARK</b>	
4:00	6:30	6:30	12	7:10	7:10	6:10	2:10	6:30	6:30	11:10	7:10	7:10	6:10	14	15	16	17	18	19	20	
<b>MID</b>	<b>MID</b>	<b>MID</b>		<b>FRI</b>	<b>FRI</b>	<b>FRI</b>	<b>ARK</b>	<b>TUL</b>	<b>TUL</b>	<b>TUL</b>	<b>TUL</b>	<b>NWA</b>	<b>NWA</b>	<b>ARK</b>	<b>TUL</b>	<b>TUL</b>	<b>TUL</b>	<b>TUL</b>	<b>NWA</b>	<b>NWA</b>	
4:10	6:30	11:10	19	7:10	7:10	6:10	2:10	11:10	7:05	7:05	7:05	7:05	21	22	23	24	25	26	27		
<b>MID</b>	<b>MID</b>	<b>MID</b>		<b>ARK</b>	<b>ARK</b>	<b>ARK</b>	<b>NWA</b>	<b>NWA</b>	<b>CC</b>	<b>CC</b>	<b>CC</b>	<b>SAN</b>	<b>SAN</b>	<b>NWA</b>	<b>NWA</b>	<b>CC</b>	<b>CC</b>	<b>CC</b>	<b>SAN</b>	<b>SAN</b>	
<b>ARK</b>	7:05	7:05	11:05	7:05	7:10	6:10	5:05		6:30	6:30			28	29	30	31					
<b>ARK</b>	<b>NWA</b>	<b>NWA</b>	<b>NWA</b>	<b>NWA</b>	<b>ARK</b>	<b>ARK</b>	<b>SAN</b>		<b>CC</b>	<b>CC</b>			<b>SAN</b>		<b>CC</b>	<b>CC</b>					
JUNE							JULY														
SUN	MON	TUE	WED	THUR	FRI	SAT	SUN	MON	TUE	WED	THUR	FRI	SAT								
				7:10	7:10	6:10							7:00								
				<b>CC</b>	<b>SAN</b>	<b>SAN</b>							<b>MID</b>								
2:10		7:05	7:05	7:05	7:05	7:05	7:05	7:05	7:05	6:30	7:10	7:10	6:10								
<b>SAN</b>		<b>NWA</b>	<b>NWA</b>	<b>NWA</b>	<b>NWA</b>	<b>TUL</b>	<b>FRI</b>	<b>FRI</b>	<b>FRI</b>	<b>MID</b>	<b>MID</b>	<b>MID</b>	<b>FRI</b>								
1:05	11:05	7:05	6:30	7:10	7:10	6:10	6:10	6:30		7:10	7:10	7:10	6:10								
<b>TUL</b>	<b>TUL</b>	<b>TUL</b>	<b>ARK</b>	<b>ARK</b>	<b>ARK</b>	<b>ARK</b>	<b>FRI</b>	<b>FRI</b>		<b>ARK</b>	<b>ARK</b>	<b>ARK</b>	<b>ARK</b>								
4:10	6:30	6:30	11:10	7:10	7:10	6:10	6:10	6:30	6:30	6:30	7:10	7:10	6:10								
<b>TUL</b>	<b>TUL</b>	<b>TUL</b>	<b>TUL</b>	<b>ARK</b>	<b>ARK</b>	<b>ARK</b>	<b>NWA</b>	<b>NWA</b>	<b>NWA</b>	<b>NWA</b>	<b>ARK</b>	<b>ARK</b>	<b>ARK</b>								
2:10	26	27	28	7:00	7:00		<b>ARK</b>	<b>TUL</b>	6:30	6:30	7:05	7:05	6:05								
<b>ARK</b>	All-Star Game at FRI	★		<b>MID</b>	<b>MID</b>		<b>ARK</b>	<b>TUL</b>	<b>TUL</b>	<b>TUL</b>	<b>NWA</b>	<b>NWA</b>	<b>NWA</b>								
AUGUST							SEPTEMBER														
SUN	MON	TUE	WED	THUR	FRI	SAT	SUN	MON	TUE	WED	THUR	FRI	SAT								
		7:05	7:05	7:10	7:10	6:10						7:10	7:05								
		<b>TUL</b>	<b>TUL</b>	<b>NWA</b>	<b>NWA</b>	<b>NWA</b>						<b>ARK</b>	<b>TUL</b>								
6:10		7:05	7:05	7:05	7:05	7:05	7:05	1:05		6	7	8	9								
<b>NWA</b>		<b>SAN</b>	<b>SAN</b>	<b>SAN</b>	<b>CC</b>	<b>CC</b>	<b>TUL</b>	<b>TUL</b>		<b>DIVISION</b>	<b>PLAYOFFS</b>	<b>PLAYOFFS</b>	<b>PLAYOFFS</b>								
6:05	14	6:30	6:30	7:10	7:10	6:10	10	11	12	13	14	15	16								
<b>CC</b>		<b>SAN</b>	<b>SAN</b>	<b>SAN</b>	<b>CC</b>	<b>CC</b>			<b>TEXAS LEAGUE</b>	<b>TEXAS LEAGUE</b>		<b>TEXAS LEAGUE</b>	<b>TEXAS LEAGUE</b>								
2:10		7:05	7:05	7:05	7:05	6:10	17														
<b>CC</b>		<b>NWA</b>	<b>NWA</b>	<b>NWA</b>	<b>NWA</b>	<b>TUL</b>															
2:10	6:30	6:30	6:30	7:10																	
<b>TUL</b>	<b>TUL</b>	<b>ARK</b>	<b>ARK</b>	<b>ARK</b>																	

**HOME GAMES**  **AWAY GAMES**

Dates and times are subject to change. All games on Jock 98.7 FM or online at [www.SpringfieldCardinals.com](http://www.SpringfieldCardinals.com)  
 TV Games on KY3 or The Ozarks CW