



2012 ALTOONA CURVE

MEDIA & INFORMATION GUIDE

ALTOONA CURVE FRANCHISE	2-10
Team History	2-7
Timeline	7
Front Office Personnel	8
Bob & Joan Lozinak	9
Executives	10

2012 ALTOONA CURVE	11-50
Manager P.J. Forbes	12
Coaching Staff	12-13
Players	14-50

CURVE HISTORY & RECORDS	51-82
Year-By-Year Results/Postseason Results	52-53
Year-By-Year Team Leaders	54
Curve Players in the Major Leagues	55-56
All-Time Roster	57-59
Retired Number: Adam Hyzdu	60
Single Season/Game Records	61-65
Top Single Season/Career Highs	66-68
Opening Day Lineups	69
Year-By-Year	70-82

THE EASTERN LEAGUE	83-92
2012 E.L. Umpires/Mileage Chart	84
2011 Eastern League Review	85
2012 Curve Opponents	86-91
Eastern League Information	91
2012 Eastern League All-Star Game	92

PIRATES ORGANIZATION	93-96
Pirates Directory	94
2011 Organizational Leaders/Summary	95
Pirates Affiliates	95-96

GENERAL INFORMATION	97-106
Curve Attendance	98-99
Peoples Natural Gas Field	100
Curve Ticket Information	101
2012 Broadcasting Information	102-103
Directions/Pregame Schedule/BP Times	104
Media Policies	105

2012 Fast Facts

Captains of Curve, Pa.	12	'06 All-Star Game	34	Pirates Rehabbers	68
Longest Game	16	First Game	48	Pirates Retired Numbers	69
B.A. Tools/Top-30	18/22	Triple Plays	49	Futures Game	80
Team MVPs	24	Post-season All-Stars	55	Grand Slam Trivia	82
Pirates E.L. Affiliates	25	Longest Hit Streaks	64	8-RBI Game	96
Curve Name	26	Pirates Minor League		The Long Ball	98
Pitcher Homers	33	Players of the Year	67	National Exposure	99

The 2012 Altoona Curve Media & Information Guide is a publication of the Altoona Curve Communications Department. All information current as of March 27, 2012. This publication was researched and written by Mike Passanisi and Tyler Maun of the Altoona Curve Communications Department. Layout, design and editing by Mike Passanisi and Tyler Maun. Previous research provided by Rob Egan, Jason Dambach, Dan Zangrilli and Josh Ellis.

Photos used in this publication provided by the *Altoona Mirror*, Pittsburgh Pirates' Team Photographer Dave Arrigo, Altoona Curve Team Photographers Jason Sipes, Teri Enciso and Scott Myers, the Bradenton Marauders, West Virginia Power Photographer Robin Black and Tim Klym/Augusta GreenJackets. Statistical information provided in part by Major League Baseball Advanced Media (MLBAM), 75 Ninth Avenue, 5th Floor, New York, NY 10011.

Printed by theprinters.com, 3500 East College Ave, Suite 1000, State College, PA, 16801, Phone: 814.237.7600. Get more information at theprinters.com.

Special thanks to Kyle Stark, Larry Broadway and Diane DePasquale of the Pirates' Baseball Operations Department for their assistance.

Further information on the 2012 Altoona Curve is available through the Curve Media Relations Department by calling (814) 283-3128 or by visiting www.altoonacurve.com.

© 2012 Lozinak Professional Baseball, LLC





The future site of Blair County Ballpark with nearby Lakemont Park in the distance

The dream of one native son that began decades ago has not only become a reality, but is about to enter its 14th season in 2012. The story of the Altoona Curve begins in 1979. Area native Bob Lozinak, a successful McDonald's franchisee, knew his hometown was a baseball haven and always dreamed of what it would be like to have a professional sports team in his hometown. He had a chance to make a dream of many come to fruition, so as the 1970s were about to come to a close, a series of meetings and preliminary discussions took place to put the plan into motion. However, there was enough opposition that thwarted the idea as an initial fear from natives was that a professional team would hurt the successful youth teams in the region. Professional baseball, for the time being, was put on the back burner.

In the meantime, that same year, Bob and his family went across the country and bought what became one of the

most successful franchises in the entire country - the Albuquerque Dukes, the long-time Triple-A affiliate of the Los Angeles Dodgers.

Fast-forward 16 years.

Like many other decisions in baseball, the latest round of major league expansion had a domino effect on the minor leagues. In 1995, Arizona and Tampa Bay were awarded major league franchises to play their inaugural season in 1998. To keep pace, baseball's rookie level added two teams in 1996. The following year, Class 'A' and Class 'AAA' each increased by two teams.

That left only Class 'AA' in need of expansion to match the number of teams in the big leagues. In 1997, the National Association of Professional Baseball Leagues, as it was then called, decided the Eastern League would receive the two new franchises to start play in 1999. Erie was an easy first choice of the NAPBL's expansion committee. After all, the SeaWolves had established short-season attendance records in the new Jerry Uht Park as part of the New York-Penn League from 1995-98.



Groundbreaking ceremonies, March 7, 1998

The awarding of the second franchise wasn't easy. For months, it seemed Springfield, Mass. would land the team. However, an inability to finalize land and stadium finance deals left the NAPBL looking for another option. Enter Altoona. City native **Bob Lozinak** and a group of Pennsylvania lawmakers put together an 11th hour stadium financing package and site plan. The proposal was presented to the expansion committee at an October 5, 1997 meeting in Las Vegas. It received unanimous approval and Double-A baseball was on its way to Altoona.

Ballpark ground breaking ceremonies took place on March 7, 1998 and the franchise was officially awarded the following month. In June of that year, the team selected "Curve" as its nickname. The combination railroad/baseball moniker beat out several choices like "Lake Monsters," "Ridge Runners" and, believe it or not, "Fish!"

The next step for the Curve was affiliating with a major league team. Erie seemed to have an inside track on becoming the Pirates' new Double-A club, as the SeaWolves had served as Pittsburgh's short-season club from 1995-98. However, after a series of meetings with potential major league parent clubs, the Curve landed the coveted affiliation with the Pirates. The September 1998 announcement took the franchise to another level as the U.S. Route 22 pairing seemed an ideal fit. Central Pennsylvania fans, with their strong Pirates' roots, could now cheer for the Bucs' top prospects on their way to Pittsburgh.



New Curve owner Bob Lozinak sports his Pirates jacket at the press conference announcing what has become one of the longest and most successful affiliations between a minor league franchise and a major league parent club.

The long-awaited first game in Curve history took place on April 9, 1999 in Reading, Pa. The game against the Phillies' affiliate was suspended by rain and completed the next day as part of a double-header. For the record, the Curve lost their first contest, 6-2, but recorded their first win hours later with a 6-4 decision in game two of the twinbill.

Finally, the Curve christened Blair County Ballpark on April 15 with a triumph over the Bowie Baysox. A huge crowd of 6,171 attended the history-making contest despite cold, rainy weather and nearly a one-hour delay.



Blair County Ballpark ribbon cutting, April 15, 1999.

After three remarkable seasons, the Lozinak family sold the franchise to a group headed by Pittsburgh attorney **Chuck Greenberg** on April 2, 2002. Among the limited partners in Greenberg's collective: Pittsburgh Penguins' owner, star center and NHL Hall of Famer **Mario Lemieux**; Pittsburgh Steelers' all-pro running back **Jerome Bettis**; Altoona-based businessmen **Steve Sheetz** and **Don Devorris**. **Todd Parnell** would be tabbed as the team's new General Manager.

On August 5, 2002 the Curve announced a new four-year affiliation agreement with Pittsburgh, securing one of baseball's strongest affiliations through 2006. Despite the ownership change, the Curve franchise enjoyed its most successful season

to that point, drawing 363,871 fans to Blair County Ballpark.

Between the 2002 and '03 seasons, Blair County Ballpark underwent its first major capital expansion project, as a new third-base Picnic Area, left-field Party Deck and outfield reserved seating section were constructed. The additions of the new areas brought the seating capacity of the ballpark to just over 7,200 and created enough room to hold nearly 10,000 fans on any night.

During the 2003 season, the Curve, led by third-year manager **Dale Sveum**, took the franchise to new heights on the field, posting a 78-63 regular season record and securing the club's first-ever Eastern League postseason berth. The Curve would lose to the eventual E.L. Champion Akron Aeros three-games-to-one in the first round of the playoffs. The playoff run helped fuel yet another franchise attendance record as 365,376 fans came through the gates at Blair County Ballpark.

In 2004, the Curve, managed by **Tony Beasley**, finished with a league-best 85-56 record and not only returned to the playoffs, but took the next step and advanced to the Eastern League Championship Series for the first time in club history before losing to the New Hampshire Fisher Cats. The '04 season also turned out to be a banner year at the gates as the Curve added a fifth consecutive franchise attendance record after drawing 394,062 fans to Blair County Ballpark. Among those fans who attended Curve home games in 2004 was Vice President **Dick Cheney**, who attended the club's Fourth of July game against Harrisburg. Following the season, Curve General Manager **Todd Parnell** was honored as the Eastern League Executive of the Year, while the franchise was presented the prestigious Larry MacPhail Trophy symbolizing the top promotional effort, both on and off the field, in all of baseball.



Vice President Dick Cheney addresses the crowd on his visit to BCB on July 4, 2004.

The 2005 edition of the Curve reached postseason play in dramatic fashion, sweeping a four-game road series from Bowie during the final weekend of the season to reach the playoffs for a third consecutive season. Despite losing in the first round of the playoffs, the Curve won big earlier in the season when the franchise was named the host of the 2006 E.L. All-Star Game.

Altoona would have a banner year in 2006. The highlight of the season, and arguably the top moment in the first eight seasons of Curve baseball, came on July 12th when Altoona played host to the 2006 Eastern League All-Star Game. A Blair County Ballpark-record crowd of 9,308 were on hand to witness Curve All-Star **Brett Roneberg** take home MVP honors in a 5-3 win for the Southern Division All-Stars.

In the fall of 2006, the franchise won two prestigious awards, most notably the John H. Johnson President's Trophy, which is given annually to Minor League Baseball's top club on the basis of long-time franchise stability, contributions to and promotion of the baseball industry and the financial success of the team. Also, the Curve were honored by *Baseball America* as the 2006 winner of the Double-A Bob Freitas Award.

The 2007 season proved to be a year in which the Curve continued their winning ways, as the club marched on to its sixth consecutive winning season. However, it wasn't enough to qualify for post-season play, as the club finished with an overall mark of 73-68. That season, plenty of the Pirates' top prospects passed through Blair County Ballpark. In addition to third-baseman **Neil Walker** and outfielder **Andrew McCutchen**, first basemen **Steve Pearce** enjoyed one of the finest seasons in club history en route to being named the 2007 Topps/Minor League Player of the Year.

In 2008, the Curve celebrated their storybook 10th anniversary season welcoming back plenty of former stars, including **Adam Hyzdu** and **Josh Bonifay**, among many others. The Curve also unveiled their 10th Anniversary All-Time team.

On June 17, **Jimmy Carter**, the 39th President of the United States attended the Curve versus Reading game while on a fishing trip in nearby Huntingdon.



The Curve captured the John H. Johnson Award in 2006 as the top franchise in the country.

TEAM HISTORY

As for the team, though, the Curve underachieved as they suffered their first losing season since 2001, finishing with a mark of 65-77 and a fifth place finish in the Eastern League's Southern Division.

However, 2008 will be remembered not for what happened during the season, but rather what happened following the season. On Dec. 1, 2008, President and Managing Partner, **Chuck Greenberg** announced that his group was selling the Curve back to original owner and visionary, **Bob Lozinak**. Greenberg announced that he was forming a sports consultation service and that many members of the Curve upper management would join his endeavor, including General Manager **Todd Parnell**.

Shortly after the announcement of the sale, it was made public that **David Lozinak** would be appointed as the team's Chief Operating Officer, overseeing the day-to-day functions of the ball club.



December 1, 2008: Outgoing President and Managing Partner Chuck Greenberg (right) announced he was selling the team back to Bob Lozinak, the visionary who brought baseball to Altoona.

The final block to the organization's new foundation was laid on December 5, 2008 when the Lozinak Family announced that they would bring back an old friend to steer the Curve into the future – **Rob Egan**. Egan was the original play-by-play broadcaster for the team from 1999-2004. He left baseball for four years, but returned to the minors to become just the fourth General Manager in the club's 11-year history.

On December 30, 2008, Minor League Baseball approved the sale of the Curve from Greenberg's group back to Lozinak and the second chapter of the Lozinak era officially began.

The new 2009 season saw the Altoona Curve stumble under first-year manager **Matt Walbeck** as the team got off to a franchise worst 0-8 start and was never able to recover, finishing the year 62-80. However, the team did see one of the most prospect-laden lineups ever assembled in team history. As Pirates General Manager **Neal Huntington** traded away many valuable players at the major league level, an influx of

talent came back in return. However, no one expected the fanfare that Pirates' 2008 top draft pick and top-rated prospect **Pedro Alvarez** would get when it was learned the New York native was being promoted from Lynchburg (A) on June 23. A throng of media attention ensued, and Alvarez lived up to all his hype. The third baseman hit .333 with 13 home runs and 40 RBIs in just 60 games with the Curve. He was named the 2009 Curve M.V.P. not only for those staggering numbers, but primarily for the impact he had in the team's overall success. In games in which Alvarez played, the Curve were 34-26 (.567) while going just 26-51 (.338) in games where Alvarez did not play.

An outstanding partnership with the Pittsburgh Pirates became even stronger during the 2009 season when, on May 23, the Curve and Pirates signed a four-year extension to their Player Development Agreement, which will extend through the 2014 season.

With a solid affiliation under their belt, the Curve embarked on what would be their most magical season during its time in Altoona in 2010. From the outset, the 2010 Curve had the swagger and winning attitude that would carry the club to its second division title and its first-ever Eastern League Championship.

The cast of the 2010 club pretty much came as a cohesive unit from High-A Lynchburg, where they won the Mills Cup (Carolina League championship) in 2009. On Opening Day 2010, Altoona was greeted by a prospect-laden roster that included four of the Pirates Top-10 prospects according to *Baseball America* and eight of the Top-30 overall prospects. It was also a roster that had veteran talent, and it proved to be the perfect mix to get Altoona off to a nearly perfect start as the club started the season 7-1, a drastic turnaround after starting 2009 0-8.

Included in those first eight games was one day where everything seemed to fall into place for a memorable afternoon at BCB. After the first three games of the season were played under dreary cold conditions, mother nature opened the skies for a perfect 67-degree day on April 11th when the national spotlight turned to Altoona for the first professional start of Harrisburg Senators phenom Stephen Strasburg. More than 70 media members from around the country and upwards of 7,800 people came to watch the professional debut of the heralded Strasburg on the picture-perfect day in



Altoona Curve third baseman Pedro Alvarez was the most heralded prospect in franchise history and delivered on the field. He was named the 2009 Altoona Curve M.V.P.





Stephen Strasburg brought the sports world's eyes to Altoona on April 11, 2010 when the right hander made his professional debut

Curve, Pa. The game was also carried live on ESPN360.com and had parts of it aired on ESPNNews.

It would be the first of two national exposure days for Blair County Ballpark and the city of Altoona during 2010 as Andy Pettitte would later start against Altoona in the first game of the Eastern League Championship series. Pettitte's start brought the MLB Network and some of the New York spotlight to BCB as Pettitte's Thunder met the Curve for the first time in a playoff series.

All told, Altoona finished the regular season 82-60 to win its second division title and first since 2004. The 82 wins were second most in franchise history behind the 2004 club's 85 victories under manager Tony Beasley. After dispatching of Harrisburg three games to one in the divisional round, the Curve forged on to the ELCS to meet Trenton.

Pettitte's Thunder did take Game One but Altoona once again sprung back to take the final three games of the series. Curve closer Daniel Moskos was able to get the final out via the strikeout at Waterfront Park in Trenton on September 18th to bring the first-ever E.L. Championship to Altoona.

A few short months after the first-ever E.L. title was won, the Curve as a franchise took another step forward by unveiling the team's new logo set, which paid homage to the railroad engineers that helped put Altoona on the map. Along with the fresh new look came a new addition to the mascot family with the team bringing "Tenacious" into the fold.



Armed with a fresh new look for 2011, the Curve were also given a makeover in the coaching staff assignments as P.J. Forbes became the sixth manager in Altoona Curve history. Forbes, who had piloted the Reading Phillies of the Eastern League for three seasons from 2006-08, was coming off of back-to-back playoff appearances with High-A Lynchburg and High-A Bradenton in 2009 and 2010 (he led the '09 Hillcats to a Mills Cup title) before joining Altoona.

The 2011 Curve didn't get off to as fast of a start as the 2010 championship-winning club but did come out and compete on a nightly basis. A strange streak occurred during the season's first month as Altoona went on an unprecedented streak of 19-straight games of alternating wins and losses. The streak ran from April 10th through May 1st and was snapped on May 2nd, when Altoona won its second-straight game.

Altoona remained right around the .500 mark and in the thick of things in the Eastern League's Western Division until mid-June, when a nine-game losing streak slid the Curve from third to last place in the division. Despite the streak and an eventual 64-77 finish to the season, many positive things happened on the field in 2011 and they began with center fielder Starling Marte.



Starling Marte ripped up the Eastern League in 2011, winning the Eastern League Batting Title as well as picking up Eastern League Rookie of the Year accolades

Marte, a native of Santo Domingo, D.R., was on the Curve roster from the get-go in 2011 and never ceased to impress. The 22-year-old proceeded to tear through the Eastern League en route to an Eastern League batting title and Eastern League Rookie of the Year honors. It was the first time in franchise history that a member of the Curve had won the Rookie of the Year award and it was also the first time that an active Curve player won the batting title (Jeff Keppinger won it in 2004 but spent the final months of the season as a Binghamton Met).

The speedy outfielder also set a few Curve single-season records along the way in 2011, posting franchise bests in outfield assists (18) and hits (178). In addition to his other accolades, Marte was both a mid-season and post-season E.L. All-Star, an XM Futures Game Selection, an Eastern League August Player of the Month and a Topps' Double-A All-Star.

Season number 13 in Curve, Pa. also saw nine different former Curve players make their Major League debuts, bringing the running total to 90 since 1999. Many of the nine played for the 2010 Eastern League Championship club (Mike Crotta, Daniel Moskos, Josh Harrison, Tony Watson, Chase d'Arnaud, Jared Hughes and Jeff Locke) while some were first-year Curve players that cracked

TEAM HISTORY

the Pirates' 25-man roster (Eric Fryer and Aaron Thompson).

Off the field, the Curve received much national notoriety for the first-ever, on-field reversible cap, which was introduced in 2011. The cap featured the new Curve engineer on the regular side and a "Rally Cap" on the inside fashioned after rally mascot Al Tuna. The Curve's Summer Cruise Night Series, which combined a cruise giveaway with the stupendous films of Tom Cruise, was also a finalist for a Golden Bobblehead for one of the best promotions in Minor League Baseball. Average attendance at Blair County Ballpark also rose for the first time since it climbed from 2005 to the 2006 seasons.

The offseason leading into the club's 14th year of existence was also no quiet one as the Curve forged a partnership with Peoples Natural Gas that renamed the ballpark at 1000 Park Avenue Peoples Natural Gas Field. The partnership not only includes a naming-rights deal but looks to help spur economic development at the park and surrounding areas with the use of green energy.



Altoona Curve General Manager Rob Egan (left) awards Peoples Natural Gas CEO & President Morgan O'Brien a Curve jersey at the Peoples Natural Gas Field presser on January 31, 2012.

While the name at the ballpark has changed, the type of family-fun and entertainment that existed in Curve, Pa. certainly hasn't and it will continue to be a staple as the team enters its 14th season and beyond.





June 1997	Altoona native Bob Lozinak joins a group that is pushing for a minor league baseball franchise.
Oct. 4, 1997	With just hours to spare, the state of Pennsylvania allocates nearly \$11 million in state funds towards the building of a new ballpark that would play host to the proposed new minor league baseball team.
Oct. 5, 1997	The expansion committee of the National Association of Professional Baseball Leagues unanimously grants Altoona's bid for a new minor league franchise over the bid submitted by the city of Springfield, Mass.
March 7, 1998	Groundbreaking ceremonies take place at the future site of Blair County Ballpark.
April 27, 1998	Altoona is officially granted an expansion franchise by the Eastern League.
July 2, 1998	"Curve" is selected as the new franchise's nickname.
Sept. 15, 1998	The Curve announce a four-year player development contract with the Pirates.
April 10, 1999	After a rainout the day before, the first game in Curve franchise history is played as part of a doubleheader in Reading--the Curve lose 6-2 in game one but bounce back for a 6-4 win in game two of the twinbill.
April 15, 1999	The Curve's home opener is played before 6,171 fans at Blair County Ballpark with Altoona defeating Bowie 6-1.
Oct. 17, 2001	Curve majority owner Bob Lozinak announces that the franchise will be sold to a new group headed by Pittsburgh sports attorney Chuck Greenberg. Later, Greenberg would welcome Pittsburgh sports stars Jerome Bettis and Mario Lemieux into the new ownership group.
April 3, 2002	Less than 48 hours before the start of the 2002 season, the ownership transfer officially takes place. Todd Parnell is officially named the club's new General Manager.
Aug. 8, 2002	The Curve franchise is featured in a full-page feature story in the sports section of USA Today. The article titled "Curve Shape a Region's Heart" documents the gameday happenings at Blair County Ballpark.
Jan. 2003	Construction begins on a nearly \$1 million privately financed addition to BCB. The project yielded a left-field Picnic Pavilion, Party Deck and outfield bleacher seating section in time for the '03 season.
July 4, 2004	The Curve welcome U.S. Vice President Dick Cheney for the Fourth of July game against Harrisburg. Cheney tossed out the first pitch and watched the first half of the game with his wife and granddaughter from the skybox of Pennsylvania State Senator Robert Jubelirer.
Dec. 2004	After setting a fifth-straight attendance record and continuing to create more fun in-game and nightly promotions, the Curve are awarded the Larry MacPhail Trophy for promotional excellence in Minor League Baseball.
July 12, 2006	The Curve host the 2006 E.L. All-Star Game in front of a record 9,308 fans.
Dec. 2006	The Curve are awarded Minor League Baseball's highest honor, the John H. Johnson President's Trophy signifying the top franchise among all clubs across the U.S. and Canada. The club is also presented with the <i>Baseball America</i> Bob Freitas Award as the top Double-A franchise in the minors.
June 17, 2008	Jimmy Carter, the 39th President of the United States, attends a Curve game while on a fishing trip to Spruce Creek in nearby Huntingdon. Altoona beat Reading, 4-3.
Dec. 1, 2008	Chuck Greenberg announces his group is selling the Curve back to Bob Lozinak, the original owner of the team. Greenberg also announced he was forming a sports consulting firm and that many of the team's upper management would leave with him in this endeavor including GM Todd Parnell.
Dec. 5, 2008	The original Voice of the Altoona Curve from 1999-2004, Rob Egan, is named the fourth General Manager in Curve history.
Dec. 30, 2008	Minor League Baseball approves the sale of the Altoona Curve. Bob Lozinak and his family once again own their hometown team.
May 23, 2009	The Altoona Curve extend their current Player Development Contract with the Pittsburgh Pirates for an additional four years. The pact not only ensures that the Curve and Pirates will be affiliated with one another through the 2014 season, but the term means the Pirates and Curve will be affiliated for 16 seasons, making the affiliation the longest the Pirates have ever had in their history with a minor league club.
Sept. 18, 2010	Altoona defeats Trenton, 5-2, in Game 4 of the ELCS at Trenton's Waterfront Park to clinch the first Eastern League championship in franchise history.
Nov. 23, 2010	The Curve unveil a new logo set that pays tribute to the engineers and railroad heritage that helped build the city of Altoona.
Jan. 31, 2012	The Altoona Curve and Peoples Natural Gas forge an agreement to rename Blair County Ballpark, which was the standing name on the facility for the first 13 seasons, Peoples Natural Gas Field.





ALTOONA CURVE BASEBALL CLUB

Peoples Natural Gas Field

1000 Park Avenue, Altoona, PA 16602

Phone: (814) 943-5400 or (877) 99-CURVE

Fax: (814) 943-9050 or (814) 942-9132

www.altoonacurve.com

frontoffice@altoonacurve.com

FRONT OFFICE

Managing Members.....	Bob & Joan Lozinak
Chief Operating Officer	David Lozinak
Chief Administrative Officer	Steve Lozinak
Chief Financial Officer.....	Mike Lozinak
Senior Advisor	Sal Baglieri
General Manager	Rob Egan
Assistant General Manager - Promotions/Marketing	Matt Hoover
Director of Ticket Operations.....	Chris Keefer
Director of Communications.....	Mike Passanisi
Director of Community Relations	Elsie Gibney
Director of Ballpark Operations	Kirk Stiffler
Assistant Operations Manager.....	Doug Mattern
Director of Merchandising	Claire Hoover
Director of Mascot/Brand Development	Bill Bettwy
Manager of Concessions.....	Glenn McComas
Assistant Manager of Concessions	Michelle Anna
Head Groundskeeper.....	Ben Young
Director of Creative Services.....	John Foreman
Director of Group Sales.....	Corey Homan
Broadcaster/New Media Manager	Tyler Maun
Ticket Account Executives.....	Cody Clifton, Steffan Langguth , Steven Yeager
Sponsorship Sales Account Executive	Chuck Griswold
Administrative Assistant	Carol Schmittle

FIELD STAFF

Manager	P.J. Forbes
Pitching Coach	Jeff Johnson
Hitting Coach	Ryan Long
Trainer	Mike Zalno
Strength & Conditioning Coordinator	Ricky White

TEAM PERSONNEL

Team Physician	Dr. Joshua Port
Head of Security	Dave Metzger
Head Usher.....	Joe Bettwy
Public Address Announcer.....	Rich DeLeo
Official Scorers	Ted Beam, Dick Wagner
Home Clubhouse Manager	Jake Hundt
Visiting Clubhouse Manager	Dustin Stiffler

TEAM INFORMATION

Year Established.....	1999
Ballpark (Seating Capacity)	Peoples Natural Gas Field (7,210)
Major League Affiliation	Pittsburgh Pirates (1999)
Team Colors.....	Railroad Red, Boiler Bronze, Soot Black





Bob and Joan Lozinak on Opening Night 2009, their first game back as owners of the team since 2001.

Bob & Joan Lozinak, Managing Members

Bob and Joan Lozinak, both Altoona natives who always had dreams of bringing professional baseball to their hometown, were finally able to realize that dream in 1999. The original owners of the franchise from 1999-2001, Bob and Joan along with their three sons, Mike, David and Steve, reacquired their hometown team on December 30, 2008.

The Lozinaks had visions of bringing professional baseball to Altoona in the late 1970s, but public opposition thwarted the idea. They then proceeded to buy the Triple-A Albuquerque Dukes from former Los Angeles Dodgers owner Peter O'Malley and over the next 20 years (1979-2000), the Dukes captured six Pacific Coast League titles and numerous awards for club operations. Lozinak is among only a handful of minor league baseball owners to have been awarded the prestigious John H. Johnson Trophy twice. The

Johnson Trophy is awarded annually to the top franchise in Minor League Baseball in the U.S. and Canada. The Dukes were presented the honor in both 1984 and 1991. Additionally, Albuquerque also captured the Larry McPhail Trophy for the country's top promotional effort in 1987.

Lozinak sold the Dukes in 2000 so he could focus his efforts on his new franchise, the Altoona Curve.

After selling the Curve in 2002, the family purchased the West Tenn Diamond Jaxx and would enjoy Double-A affiliations in the Southern League with both the Chicago Cubs and the Seattle Mariners before the team was sold in the early months of the 2008 season.

Bob was born in Altoona on June 4, 1937. His college education was interrupted by five years of service in the Army during the 1960s. Lozinak completed Officer Candidate's School in Lawton, Okla. and was honorably discharged as a 1st Lieutenant. Upon his departure from the Army, Lozinak returned to finish his education at St. Francis College in Loretto, Pa. and graduated with a Bachelor's Degree in History.

After college, Bob and Joan became McDonald's franchisees in 1969 and their role as an owner-operator continues with stores in Hartford County, Maryland.

Since the purchase of their first McDonald's franchise, Joan has been actively involved in many phases of the operation of the restaurant, whether it means balancing the restaurant budget or appearing at numerous functions within the community.

Joan, a graduate of Altoona Catholic High School, currently serves on the Board of Trustees for Bishop Guilfoyle Catholic High School in Altoona. She is actively involved in long-term planning, policy development, financing, capital improvements, public relations and marketing, development and alumni relations and budgetary management.

Joan has always been actively involved in the Catholic church serving as either a Eucharistic Minister or singing in the choir.

The couple can often be found somewhere inside Peoples Natural Gas Field on game days enjoying Curve baseball with fellow fans and enjoying the fun, affordable family atmosphere they always dreamed of providing through the game of baseball in their hometown.



Lozinak (left) poses for a picture with Pat McKernan. McKernan was the former President of the Eastern League from 1974-81. He also served as Lozinak's General Manager of the Albuquerque Dukes from 1979-99. Together the duo won a pair of John H. Johnson Trophies (1984 and 1991) as the top franchise in the country along with the Larry McPhail Trophy in 1987 for the top promotional effort in the minors. The two are shown pictured in Altoona together in 1999. McKernan was named the "King of Baseball" at Baseball's Winter Meetings in 2000. McKernan passed away in 2001.



David enters his fourth year as the Chief Operating Officer of the Altoona Curve. His day-to-day responsibilities are to oversee the entire operation of the franchise.

Prior to his family reacquiring the team in December 2008, Lozinak held the same position with the West Tenn Diamond Jaxx of the Southern League.

Lozinak also spent three years working in the Accounting and Concessions departments for the Albuquerque Dukes, a team that his family owned and operated from 1979-2000.

David is a 1987 graduate of Widener University with a degree in Business Administration. He resides in Hollidaysburg with his wife, Aimee, daughter, Katie and son Will



The team's radio voice for the first six seasons (1999-2004), Rob Egan was named the fourth General Manager in Altoona Curve history on December 5, 2008. Egan returned to the Curve after spending nearly four years as the Secretary for Communications for the Catholic Diocese of Altoona-Johnstown (2005-08). Egan also created and hosted the daily sports talk show "Front & Center" on the ESPN Radio affiliates in Altoona and State College in 2006, hosting it for three years.

Egan enters his 14th season in professional baseball, spending the majority of his career in the fields of communications and public relations. Prior to his first stint with the Curve (1999-2004), he worked for minor league clubs in Charleston, S.C. (1997-98), Johnstown (1996), and Salinas, Calif. (1995). In addition to his broadcasting responsibilities, Egan was extensively involved in the marketing, promotions, and sponsorship sales of all the teams for which he previously worked.

During his first three years as General Manager, the franchise has achieved several firsts. In November 2010, the Curve unveiled entirely new logos and uniform designs which redefined the team's brand for the first time since the club's original marks were revealed in 1998. The new logos embrace the region's railroad history by incorporating an engineer character as the centerpiece with the iconic Pennsylvania keystone also used in the backdrop. Even the riveted lettering and the introduction of new colors like "Railroad Red" and "Boiler Bronze" are tied more closely to those of the Pennsylvania Railroad (PRR).

In 2011, for the first time since 2006, the Curve's average home attendance increased. An enhanced promotional and marketing effort including more giveaway events, increased social media interaction with fans, and more ticket and food value programs, produced the increase. In fact one of the promotions that helped drive attendance in 2011 - the innovative "Summer Cruise Series" - helped earn the Curve a finalist nomination for Minor League Baseball's Golden Bobblehead Award for the first time.

This past January, the Curve announced another first as the franchise prepared for its 14th season. Peoples Natural Gas, a marketing partner since relocating its headquarters in Pittsburgh two years ago, agreed to acquire the naming rights to Blair County Ballpark with a long-term pact. In addition to renaming the facility "Peoples Natural Gas Field", the region's natural gas provider has commissioned a study that will help the Curve become more efficient and environmentally friendly with all of their energy use. The study is doing the same for neighboring Lakemont Park, Galactic Ice, The Casino, and Lakemont Park Office Village and will find out if a single energy source for the entire footprint of properties is possible in the future.

Before getting into baseball, Egan was afternoon news and sports director for WGHN-FM and AM Radio in Grand Haven, Mich. from 1992 to 1995. A 1991 graduate of Central Michigan University, he has performed various play-by-play duties for three Division I schools: Central Michigan, College of Charleston, and St. Francis (Pa.) University.

Egan serves on the boards of Catholic Charities of the Diocese of Altoona-Johnstown and the Allegheny Mountains Convention and Visitors Bureau. He is also a member of the Blair County Chamber of Commerce Attractions Committee and enjoys volunteering as a "buddy" for Miracle League of Blair County. A native of Grand Blanc, Mich., Egan resides in Altoona with his wife, CK, and four children: Drew, Gabriel, Caroline and Regina.





2012 **CURVE**



COACHING STAFF

Seasons With Altoona: Two
Birthplace: Pittsburg, Kan.
Resides: Wichita, Kan.

Opening Day Age: 44
Born: 9/22/67
Managerial Experience: Eight Seasons

P.J. Forbes returns to Curve, Pa. for a second season in 2012 after becoming the sixth manager in Altoona Curve history when he was named skipper on December 22, 2010. The 2012 season will be his ninth season overall as a minor league manager and his fifth in the Eastern League.

Last season, Forbes led Altoona to a 64-77 record in his first season back in the Eastern League since 2008. Under Forbes' direction, the 2011 club produced Eastern League Rookie of the Year Staring Marte as well as Pirates' Minor League Pitcher of the Year Kyle McPherson. In addition to the standout campaigns of Marte and McPherson, Forbes also oversaw the development of LHP Jeff Locke, RHP Jared Hughes, LHP Aaron Thompson, and C Eric Fryer, all of whom made their Major League debuts last season with Pittsburgh.

The former infielder piloted the Marauders to a Florida State League playoff appearance in 2010 after leading the Lynchburg Hillcats to a Carolina League Mills Cup title in 2009. The Marauders, in their first season of existence, won the second half of play and finished with an overall record of 76-62, which was the second-best overall record in the FSL. Bradenton lost to the Charlotte Stone Crabs in a best-of-three series in the first round of the playoffs.

Forbes, 44, played 12 games in the Major Leagues and made his Major League debut on July 21, 1998 as a member of the Baltimore Orioles. He played in nine games for the O's in '98 and singled off Scott Service for his first big-league hit on July 31, 1998. All told, Forbes played 13 seasons after being drafted in the 21st round of the 1990 draft by the Anaheim Angels.

He spent seven seasons (1990-96) in the Angels organization before signing on with Baltimore. He spent time in the Texas Rangers farm system in 1999 before making his way back to Baltimore. He spent the last two years of his playing career with the Philadelphia Phillies organization, reaching the Majors for three games in 2001.

The Pittsburg, Kan. native began his managerial career in 2004 as the skipper of the Lakewood BlueClaws of the South Atlantic League. He guided the 'Claws to a 70-67 record and a second-place finish in the second half. In two seasons with Lakewood, Forbes went a combined 126-150. He then spent the next three seasons as the manager of the R-Phils, where he was a combined 194-229.

Forbes resides in Wichita, Kan. with his wife Stephanie, his three daughters Ashton, Kendall and Landon, and his two sons, Trip and Brandt. He earned a degree in marketing from Wichita State.

MANAGERIAL RECORD

Year	Team (League)	Record	Pct.	Finish	Playoffs
04	Lakewood (SAL)	70-67	.511	4th/2nd	-
05	Lakewood (SAL)	56-83	.403	5th/4th	-
06	Reading (EAS)	71-69	.507	3rd	-
07	Reading (EAS)	70-71	.496	5th	-
08	Reading (EAS)	53-89	.373	7th	-
09	Lynchburg (CAR)	73-66	.525	1st/4th	Won Title
10	Bradenton (FSL)	76-62	.551	2nd/1st	Lost 1st Round
11	Altoona (EAS)	64-77	.454	6th	-
TOTALS		533-584	.477	(Eight Seasons)	

bold - Won Carolina League Championship (Mills Cup)

FASTFACT CAPTAINS OF CURVE, PA.

P.J. Forbes is the sixth man to steer the Altoona Curve in their 14-year history. By managing the Curve again in 2012, he joins the rest of the managers in club history in having managed multiple seasons in Altoona. Here's a look at how the others fared during their time in Altoona.

Manager	Years	Record	Win %	Manager	Years	Record	Win %
Marty Brown	1999-2000	137-145	.486	Tim Leiper	2006-08	213-209	.505
Dale Sveum	2001-03	213-211	.502	Matt Walbeck	2009-10	144-140	.507
Tony Beasley	2004-05	161-122	.569	P.J. Forbes	2011-pres.	64-77	.454



JEFF JOHNSON

PITCHING COACH

Born:

August 4, 1966 (45)

Birthplace:

Durham, N.C.

Resides:

Charlotte, N.C.

Coaching Experience:

12 seasons

Playing Experience:

Seven seasons (3 MLB)



Jeff Johnson joins Altoona for the first time in his coaching career after spending the past three seasons as the pitching coach for the West Virginia Power. Last season, Johnson's pitching squad in West Virginia posted a team ERA of 3.98, which was seventh-best in the 12-team South Atlantic League. His staff also featured 2010 Pirates' first-round pick Jameson Taillon, who went 2-3 with a 3.98 ERA in 23 starts during his first pro season.



The 2012 campaign marks Johnson's fifth season with the Pirates' organization and it will be his first assignment at Double-A. Johnson was drafted by New York in the sixth round of the 1988 draft out of the University of North Carolina at Charlotte. He made his Major League debut for the Yankees on June 5, 1991 and earned his first big league win in his third start against Toronto on June 19, 1991. He spent a total of three seasons in the Major Leagues, all with New York, and posted an 8-16 record with a 6.52 ERA.

Born in Durham, N.C., Johnson currently resides in Charlotte, N.C. with his wife, Deirdre, and two daughters Jaden and Sarah. Johnson graduated from the University of North Carolina at Charlotte in 1988 with a degree in economics.

RYAN LONG

HITTING COACH

Born:

February, 3, 1973 (39)

Birthplace:

Houston, Texas

Resides:

Pearland, Texas

Coaching Experience:

12 seasons

Playing Experience:

10 seasons (6 games MLB)



Ryan Long returns to Altoona for his second stint with the Curve and his third overall season in Curve, Pa. Last season, Long was the hitting coach for the High-A Bradenton Marauders, who had the best batting average in the 12-team Florida State League. Prior to his two seasons in Altoona from 2009-10, Long spent the 2007 and 2008 seasons in the same capacity with the Burlington Bees (A - Kansas City Royals). In 2008, the Bees captured the Midwest League championship.



Long also spent six seasons (2001-06) in the Chicago White Sox organization. In 2005, he worked as the hitting instructor for the South Atlantic League champion Kannapolis Intimidators.

Long was originally drafted by Kansas City in 1991 and played for 10 years in the Royals chain, making it to the major leagues in 1997. He played six games in the big leagues going 2-for-9 with 2 RBIs. He collected his first major league hit off Seattle's Randy Johnson. He and his wife Olivia reside in Pearland, Texas in the offseason.

MIKE ZALNO

ATHLETIC TRAINER

Born:

September 27, 1976 (35)

Birthplace:

Clearfield, Pa.

Resides:

State College, Pa.

Experience:

9 seasons



Mike Zalno, a two-time New York-Penn League Athletic Trainer of the Year (2009 & 2010), returns to Altoona in 2012 for his second season with the Curve and his ninth with the Pirates organization. He began his Pirates career as a trainer with the GCL Pirates (2003-04) before going to Williamsport in 2005 and then Hickory in 2006. The Pennsylvania native then made his way close to home and served as the Athletic Trainer for State College from 2007-2010.



Zalno graduated from Duquesne University in 2000 with a bachelor of sciences degree in athletic training and a minor in psychology. After completing his undergraduate work, Zalno went to Eastern Kentucky University and obtained a master of sciences degree in Sports Administration in 2001.

No stranger to the area, Zalno worked with Joyner Sports Medicine as the Head Athletic Trainer at Tyrone (Pa.) High School from 2001-03.

He currently resides in State College, Pa. with his wife Heather.



Height/Weight: 6-6/217
Birthplace: Scottsdale, Ariz.
Resides: Phoenix, Ariz.

Bats/Throws: R/R
Born: 11/3/88
Acquired: Trade - San Francisco (7/29/09)
Opening Day Age: 23

CAREER TRANSACTIONS... Selected in the first round (22nd overall) of the 2007 amateur draft by San Francisco out of Horizon (Ariz.) HS... Obtained in a trade with San Francisco on 7/29/09 in exchange for 2B Freddy Sanchez

CURVE CUTS... Was slated as the 33rd-best pro prospect coming out of high school in '07 by *Baseball America* after going 12-0 with a 1.05 ERA and 111 strikeouts in 73.0 innings... Led Horizon to the Arizona 5A title in '07... Earned mid-season and postseason Cal League All-Star accolades for his performance with High-A San Jose in '08... Named MiLB.com Class-A Advanced Starting Pitcher of the Year in 2008... Became the first Curve pitcher to hit a home run in a game since '01 (Randy Galvez) when he homered off Eric Arnesen (HAR) on 8/19/09... Is franchise leader in career home runs by a pitcher (two)

2011... Suffered loss on 4/11 @ AKR after allowing three unearned runs in 2.0 IP... Allowed first earned run since 4/15 on 5/19 @ AKR (G1) (21.0 IP, 9 H, 17 K between earned runs)... Finished April with a 1.35 ERA in seven games... Tossed 5.1 innings of relief on 5/19 @ AKR in G1 (3 H, 1 R, 1 ER)... Did not walk a batter in nine outings (17.1 IP) during May and registered a 1.04 ERA... Allowed his first walk since 4/26 @ HAR on 6/7 vs. ERI (11 G)... Allowed eight runs in first 15 outings... Had a 7.94 ERA in nine outings in June... Improved in July, posting a 4.24 ERA in eight games... Gave up four runs on five hits in 0.2 IP on 8/18 vs. NHM... Allowed 14 runs in 6 bullpen appearances from 7/29-8/23... Three app. from 8/26-9/2: 5.2 IP, 0 H 8 K... Allowed walk-off homer on 9/5 vs. RIC

2010... Started the season with Altoona... Notched first win on 4/15 @ ERI... Struck out a season-high eight batters on 5/3 @ RIC... Dropped two straight starts 5/13-19... Snapped streak with a two-start win streak (5/24-29)... Named the E.L. Pitcher of the Week for the week ending May 30 (2-0, 0.69 ERA, 10 K)... Turned in seven quality starts with ALT in '10... Earned final win with Altoona on 7/1 @ REA (6.0 IP, 4 H, 1 R)... Also homered in game on 7/1 for his third career homer and second with Altoona... Allowed 14 runs on 16 hits over final two starts before ASB... Assigned to Bradenton on 7/12... Made nine appearances (seven starts) with the Marauders... Gave up 14 runs (13 earned) over 5.2 innings in his first two starts with Bradenton... Won four straight starts from 8/5-26 and lowered his ERA from 12.66 to 6.89... Hitters batted .297 off Alderson in Bradenton... Gave up three or more runs in all but two of his outings with Marauders

2009... Started season with San Jose and made five starts before being promoted to Connecticut on 5/10... Threw 6.2 IP on 5/10 @ NH without allowing a run and striking out a career-high 10 batters in first AA start... Won first two starts at Double-A... Allowed four runs total in his first four starts (19.0 IP)... Threw a career-high 8.0 innings on 6/2 vs. NBR but suffered the loss (2 R)... Won his last four decisions before being traded to Pittsburgh on 7/29... Hit his first career home run in his last start with Conn. on 7/23 @ BIN... Had a record of 6-1 with a 3.47 ERA before the trade... Assigned to Altoona after trade... Won Curve debut on 8/1 vs. TRE... Blanked NHM on 8/7 (6.0 IP, 0 H, 1 BB, 3 K)... Won first three decisions with the Curve... Lost last start on 9/4 @ BIN (5.0 IP, 11 H, 7 R)... Was 4-for-13 (.308) from the plate combined... Ended the year with a 9-2 record at Double-A

2008... Spent season with San Jose... Won his first career decision in his first start on 4/6 at BAK... Won six of his first seven decisions from 4/6-5/18... Threw seven shutout innings while allowing just four hits on 6/15 at BAK... Named a Cal League mid-season All-Star... Came back after the break to win five straight starts from 6/29-7/24... Went 4-0 in five July starts (2.48 ERA, 32 K, 6 BB)... Earned Cal League Pitcher of the Week honors for the week of July 28-Aug. 4 (0-0, 0.00 ERA, 6 H, 0 R, 1 HB, 0 BB, 11 K)... Pitched better after the break (7-1, 2.18 ERA) than before (6-3, 3.29 ERA)... Best monthly ERA came in August when he had a 2.10 ERA in 5 GS... Led the Cal League in ERA (2.79) and was third in wins (13) and fourth in strikeouts (124)... Half of his 26 starts were quality starts... Tossed at least five innings in all but two starts... Went at least six in half of his starts (13)... Lasted seven innings on five different occasions (2-0)... Had the lowest BAA of any starting pitcher in the league (.235) and also allowed the fewest baserunners per nine innings

2007... Made his professional debut with the AZL Giants on 8/16 (1.0 IP)... Only threw five innings total for the AZL club and did not allow a run or a walk while striking out 12 batters

CAREER HIGHS

IP Starter:

8.0, 6/2/09 (CON vs. NBR)

IP Reliever:

5.1, 5/19/11 (ALT @ AKR)

Most Hits:


11, 9/4/09 (ALT @ BIN)

Strikeouts:

10, 5/10/09 (CON @ NH)

Walks:

5, 5/18/08 (SJO @ STO)



ALDERSON CAREER STATS

YR	CLUB	W-L	ERA	G	GS	CG	SHO	SV	IP	H	R	ER	HR	BB	SO
07	AZL Giants (R)	0-0	0.00	3	2	0	0	0	5.0	4	0	0	0	0	12
08	San Jose (A)	13-4	2.79	26	26	0	0	0	145.1	125	48	45	4	34	124
09	San Jose (A)	1-1	4.15	5	5	0	0	0	26.0	31	12	12	4	3	20
	Connecticut (AA)	6-1	3.47	13	13	0	0	0	72.2	76	31	28	5	14	46
	Altoona (AA)	3-1	4.66	7	7	0	0	0	38.2	39	23	20	4	13	18
10	Altoona (AA)	7-6	5.62	18	18	0	0	0	89.2	112	60	56	10	27	59
	Bradenton (A)	4-3	6.98	9	7	0	0	0	38.2	47	32	30	5	13	25
11	Altoona (AA)	0-4	4.12	42	1	0	0	0	74.1	70	39	34	6	27	57
MINOR LEAGUE TOTALS		34-20	4.13	123	79	0	0	0	490.1	504	245	225	38	131	361



Height/Weight: 6-3/212
Birthplace: Memphis, Tenn.
Resides: Cordova, Tenn.

Bats/Throws: L/L
Born: 12/27/87
Acquired: 5th R - 2009

Opening Day Age: 24

CAREER TRANSACTIONS...Selected in the fifth round of the 2009 draft by the Pittsburgh Pirates out of the University of Mississippi

CURVE CUTS...Entered the 2011 season ranked as the 17th-best prospect in the Pirates system according to *Baseball America*...Named one of the Top 150 players by the same publication coming out of high school in Cordova, Tenn... His father, Tim, was drafted by the Boston Red Sox and his grandfather, Chuck Daniel, played professionally for the Detroit Tigers...Saw his strikeout totals jump in his senior year at Ole Miss from 6.23 per nine his first two years to 9.27 strikeouts per nine innings...Of his 49 collegiate appearances, 20 came out of the bullpen...Named a 2010 South Atlantic League mid-season All-Star

2011...Spent the season with Bradenton...Gave up 10 runs in his first two games (1 start)...Allowed four or more runs in three of his four April games...Finished April with a 5.57 ERA in four games (three starts)...Did not record a win in the month of May but posted a 3.81 ERA across six starts...Turned in first quality start of the season on 5/1 @ PMB (6.0 IP, 2 R, 0 BB, 5 K)...Allowed a season-worst seven runs (two earned) in 1.2 IP on 5/18 vs. DUN...Threw six shutout innings with eight strikeouts on 5/23 @ LAK...Continued to lower his ERA into June (2-2, 3.21, 7 G, 4 GS)...Finished the first half 3-4 with a 4.15 ERA...Really took off in the second half of the season (7-4, 2.62 ERA 14 G, 13 GS)...Tossed a career-high 8.1 innings in win over PMB on 7/5...Five of his 13 second-half starts were quality starts...Had an ERA of 3.07 across five July starts...Had his best month of the season in August (4-1, 1.96 ERA in six starts)...Won five of his last six decisions...His 3.34 ERA was seventh best in the FSL...Made one start during the playoffs (7.0 IP, 2 R, 1 ER, 5 K)...Was 1-1 with an 8.80 ERA in 10 games (one start) for Mesa in the Arizona Fall League...Gave up 15 runs in 15.1 IP...Opponents hit .358 off the lefty


2010...Began the season with West Virginia before earning mid-season promotion to High-A Bradenton...Started the season with a slow April, 4.19 ERA in four starts, but ended his time with West Virginia with a 2.99 ERA...Was named the South Atlantic League Pitcher of the Week on 7/12 as he went 14 scoreless innings allowing just two hits and 12 strikeouts...Went a career-best eight shutout and hitless innings, allowing only one baserunner (HBP) on 7/6 at Hagerstown...Led West Virginia in ERA...Seven of his 16 starts with WVA were quality starts...Tossed at least five innings in all but three of his 16 starts...Opponents had a .210 batting average off him with the Power...Sported a 1.01 WHIP with West Virginia...Made nine starts with Bradenton and had an ERA of 3.02...Went back-to-back starts on 8/20 and 8/28 without allowing a run (10.2 IP)

2009...Made his professional debut with State College on 8/5 throwing two scoreless innings vs. Aberdeen...Appeared six times, making one start and held his opponents to a .193 batting average and three earned runs over 16 innings...Five of his six appearances were scoreless

FASTFACT»»LONGEST GAME EVER

The longest game in Altoona Curve history took place on July 13, 2000 in Norwich, Conn, when Altoona outlasted the Navigators, 6-5, in 19 innings. The game took six hours and 17 minutes to play. With the score tied 2-2, the Curve scored four times in the top of the 19th inning before they withstood a three-run comeback attempt in the bottom half of the frame to earn the win.

Altoona

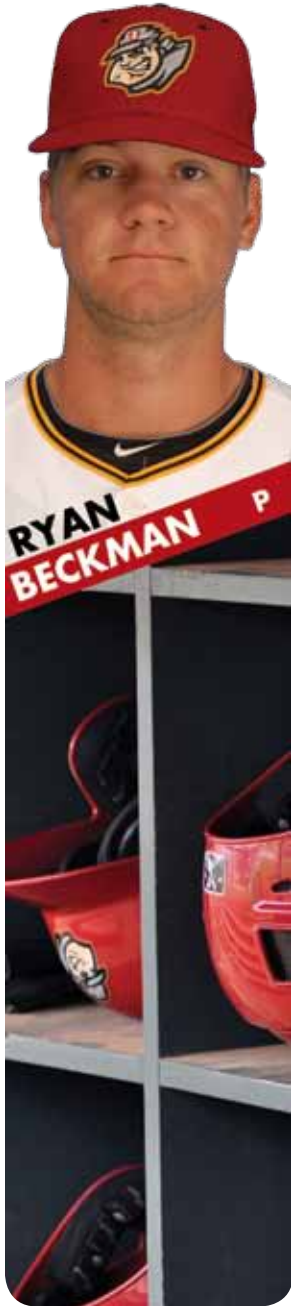


BAKER CAREER STATS

YR	CLUB	W-L	ERA	G	GS	CG	SHO	SV	IP	H	R	ER	HR	BB	SO
09	State College (A)	0-0	1.69	6	1	0	0	0	16.0	11	4	3	0	2	9
10	West Virginia (A)	6-5	2.99	16	16	0	0	0	87.1	68	36	29	3	20	63
	Bradenton (A)	2-3	3.02	9	9	0	0	0	44.2	42	17	15	6	17	31
11	Bradenton (A)	10-8	3.34	29	25	0	0	0	148.1	151	80	55	6	51	105
MINOR LEAGUE TOTALS		18-16	3.10	60	51	0	0	0	296.1	272	137	102	15	90	208



2012 CURVE



Height/Weight: 6-4/200
Birthplace: Fort Worth, Texas
Resides: Fort Worth, Texas

Bats/Throws: R/R
Born: 1/2/90
Acquired: 18th R - 2009

Opening Day Age: 22

CAREER TRANSACTIONS...Selected by the Pirates in the 18th round of the 2009 amateur draft out of Grayson County (Texas) CC

CURVE CUTS...Was homeschooled but played high school baseball near his hometown of Fort Worth, Texas...Attended same community college, Grayson County CC in Denison, Texas, that produced Boston Red Sox pitcher John Lackey and former Pirate Andy LaRoche...Reportedly earned the nickname "The Butcher" from his Adelaide Bite teammates in Australia after carving up 15 pounds of kangaroo meat for a team barbecue...Throws a fastball, curveball, and changeup from a sidearm slot

2011...Started the year with four appearances for West Virginia before a move up to Bradenton where he spent the duration of his season...Was perfect in four dates with the Power, allowing just five hits and no runs in six innings, picking up two saves in two chances...Struck out three without issuing a walk and limited opposing hitters to a .227 average against the Sally...Kicked off High-A stay with three more appearances without allowing an earned run...Victimized for five unearned runs on 4/27 vs. St. Lucie...Only gave up one earned run in first eight FSL appearances...Struggled over five-game span in late May and early June, allowing eight earned tallies in six innings to watch his ERA balloon from 0.93 to 5.17...Finished strong, allowing runs in just three of final 23 appearances...Went 3-1 with six saves in eight opportunities and a 2.43 ERA in 24 outings in the second half versus 1-3, 5/6, 4.08 in 18 appearances in the first half...Strong in the ninth inning for the Marauders (25.1 IP, 17 H, 12 R, 7 ER, 21 K-7 BB, 2.49 ERA) but struggled in the eighth (14.2 IP, 18 H, 16 R, 10 ER, 10 K-4 BB, 6.14 ERA)...Better against LH hitters (.190) than RH (.252)...Surrendered just one home run with Bradenton, 8/28 vs. SLU...Pitched over the offseason for the Australian Baseball League's Adelaide Bite...Appeared in 14 games for Adelaide, going 1-2 with a 3.20 ERA and six saves (third-most in the ABL) in eight chances...Had the third-lowest batting average against among ABL pitchers (.219) in his 19.2 innings...Struck out 19 batters, a ratio of 8.69 per nine innings, fourth-best in the circuit among relievers...Walked just 2.29 men per nine, fifth-best for relievers in the league...Surrendered just one run in his first seven ABL appearances and just two in his first eleven...Allowed five runs in two appearances against eventual league-champion Perth on 12/29 and 12/30 to send his ERA from 1.10 to 3.38...Finished his season with a scoreless inning of relief and a save against Perth on New Year's Day...Pitched strong on the road in the ABL with a 1.23 ERA versus a 4.38 mark at Coopers Stadium in Adelaide

2010...Spent all season in State College, making 21 appearances for the Spikes and going 0-2 with a 4.68 ERA and converting all three of his save opportunities...Recorded a strong 2.37 groundouts for every out in the air...Struck out 21 and walked 16 in 42.1 innings pitched.

2009...After being drafted, signed quickly enough to make eleven appearances (three starts) and toss 39.1 innings for the Rookie-level GCL Pirates...Gave up at least one earned run in first seven appearances and ten of eleven overall...Yielded five home runs, matching his total of his three years since...Opponents batted .281 against him, and Beckman struck out just 19 in 39.1 IP

CAREER HIGHS

IP Starter:

5.0, 7/22/09 (PIR vs. BRV)

IP Reliever:

5.0, 2x, last - 8/25/09 (PIR vs. BRV)

Most Hits:

9, 8/3/09 (PIR @ BRV)

Strikeouts:

4, 3x, last - 7/23/11 (BRD vs. TAM)

Walks:

3, 3x, last - 6/11/11 (BRD vs. FTM)

BECKMAN CAREER STATS

YR	CLUB	W-L	ERA	G	GS	CG	SHO	SV	IP	H	R	ER	HR	BB	SO
09	GCL Pirates (R)	2-2	5.49	11	3	0	0	0	39.1	45	26	24	5	8	19
10	State College (A)	0-2	4.68	21	0	0	0	3	42.1	40	25	22	3	16	21
11	West Virginia (A)	0-0	0.00	4	0	0	0	2	6.0	5	0	0	0	0	3
	Bradenton (A)	4-4	3.12	42	0	0	0	11	52.0	44	29	18	1	18	46
MINOR LEAGUE TOTALS		6-8	4.12	78	3	0	0	16	139.2	134	80	64	9	42	89





Height/Weight: 6-4/200
Birthplace: Amarillo, Texas
Resides: Amarillo, Texas

Bats/Throws: R/R
Born: 5/23/88
Acquired: 1st R (Supp.) - 2009

Opening Day Age: 23

CAREER TRANSACTIONS... Selected by the New York Mets in the 41st round of the 2006 amateur draft but did not sign... Taken by the Pirates in the first round (49th overall) of 2009 out of Dallas Baptist University

CURVE CUTS... Became first Dallas Baptist product selected in the first round and the highest DBU draft pick ever when the Pirates chose him in '09... Served as the Patriots' ace in his '09 junior year, going 6-4 with a 4.16 ERA in 88.2 innings pitched spanning 15 starts... Struck out 246 batters in just over 245 career collegiate innings... Alma mater produced big leaguers Ben Zobrist, Jason LaRue, and former Pirate Freddy Sanchez... Selected with draft pick awarded to Pirates for failing to sign Tanner Scheppers in 2008... Abandoned his slider, once named the best such pitch in the system, in 2011 after injuries earlier in his career... Ranked as the Pirates' 19th best-prospect heading into 2012 according to *Baseball America*

2011... After starting nine of his first 15 professional appearances, moved to the bullpen full-time in 2011... Came out of the 'pen 22 times for West Virginia to start the year... While recovering from shoulder trouble, didn't make his season debut until 5/26 @ DEL... Turned in 10 straight scoreless outings to start season... Pitched 14 innings over 10 appearances through May and June (9 K, 4 BB, .130 BAA, 0 R)... Ran into trouble in July and August, allowing 17 earned runs in 15 innings pitched (10.20 ERA) with his 14 strikeouts countered by 12 walks and opponents batting .364 (24-for-66) against him... Earned an August promotion to High-A Bradenton where he pitched 6.2 innings over five relief dates and posted a 4.05 ERA

2010... Pitched just 4.2 innings with the Power due to a shoulder injury and a subsequent resulting biceps injury... Allowed three runs over four innings in his first appearance of the year, 5/16 vs. Delmarva... Gave up two more in two-thirds of an inning on 5/22 @ Lakewood... Returned for instructional league activity in October... Entered the year tabbed as having the best slider in the Pirates' system by *Baseball America*

2009... Began his professional career with State College, pitching in 13 games (seven starts) for the Spikes... Earned his first professional win on 7/4 vs. Williamsport with two one-run innings... Allowed two or fewer earned runs in 12 of his 13 outings... Struck out 33 batters against 15 walks and allowed just a .213 average against

CAREER HIGHS

IP Starter:

4.0, 5/16/10 (WVA vs. DEL)

IP Reliever:

3.0, 2x, last - 8/30/09 (STC vs. WIL)

Most Hits:

4, 3x, last - 7/20/11 (WVA @ SAV)

Strikeouts:

7, 5/16/10 (WVA vs. DEL)

Walks:

3, 4x, last - 9/1/11 (BRD vs. CHA)

FASTFACT TOOL TIME

Altoona

Each season *Baseball America* ranks all the prospects in the system and lists who has the "best tools" in each of these different categories

Hitter for Avg Starling Marte

Power Hitter Josh Bell

Strike-Zone Discipline

..... Robbie Grossman

Fastest Baserunner Alen Hanson

Athlete Starling Marte

Fastball Gerrit Cole

Slider Gerrit Cole

Curveball Jameson Taillon

Changeup Kyle McPherson

Control Kyle McPherson

Def. Catcher Tony Sanchez

Def. Infielder Pedro Ciriaco

Infield Arm Jordy Mercer

Def. Outfielder .. Gorkys Hernandez

Outfield Arm Starling Marte

BLACK CAREER STATS

YR	CLUB	W-L	ERA	G	GS	CG	SHO	SV	IP	H	R	ER	HR	BB	SO
09	State College (A)	1-2	3.45	13	7	0	0	1	31.1	26	17	12	0	15	33
10	West Virginia (A)	0-0	9.64	2	2	0	0	0	4.2	3	5	5	1	5	8
11	West Virginia (A)	2-1	5.28	22	0	0	0	1	29.0	30	21	17	0	16	23
	Bradenton (A)	1-0	4.05	5	0	0	0	0	6.2	8	4	3	1	4	5
MINOR LEAGUE TOTALS		4-3	4.65	42	9	0	0	2	71.2	67	47	37	2	40	69





Height/Weight: 5-8/197
Birthplace: Caracas, Venez.
Resides: El Tigre, Venez.

Bats/Throws: S/R
Born: 11/5/89
Acquired: NDFA - 4/11/08

Opening Day Age: 22

CAREER TRANSACTIONS...Signed by the Pirates as a non-drafted free agent on April 11, 2008

CURVE CUTS...Named to the Topps Class A All-Star Team following the 2011 season... Switch-hitter owns a .293 (230-for-785) average and nine home runs vs. RHP and a .308 (82-for-266) average and one home run vs. LHP...Won FSL Batting Title in 2011

2011...Tore up the Florida State League for 92 games with Bradenton...Won the FSL batting title with a .343 average...Named to a spot on the FSL midseason All-Star squad... Checked in third in the league in OPS (.881)...Made 78 appearances (75 starts) behind the plate and went 15-for-46 (.326) in 13 games as the designated hitter...Batted .380 (35-for-92) against left-handers and .328 (77-for-235) against RHP...Strung together an 11-game hitting streak from 4/9-24 (19-for-42, .452) and notched a .444 average in his first 19 games through 5/13, going 28-for-63 with nine multi-hit affairs...Had another 12-game hitting streak from 5/28 thru 6/14 (16-for-47, .340)...Tallied a season-high four hits and hit first home run of the season on 6/21 vs. Jupiter (grand slam)...Compiled a 1.016 OPS in his 17 games during the month of June...Batted .469 (23-for-49) with nine multi-hit games during a season-high 13-game hitting streak from 7/27 thru 8/11... Played winter ball in Venezuela and hit .179 (10-for-56) with three RBI in 25 games with Caracas

2010...Came to the States for a full season for the first time as a professional and spent the year with Class A West Virginia...Batted .269/.312/.342 in 90 games with the Power, all of them as a catcher...Drove in a run in six straight games from May 28-June 4 (six total RBI)...Named to Sally League midseason All-Star team...Cranked his only home run on 8/5 vs. Delmarva...Ended the year on a strong run, batting .378 (17-for-45) in his last 11 contests

2009...Split his second season between the Venezuelan Summer League and the GCL Pirates...Batted a combined .299 with three homers and 35 runs batted in over 57 games...Led the GCL Pirates in average after joining the club on 6/23...Started 10 times as a catcher, nine times as a DH, and once at first base during his 20 VSL games...Hit the only home run of his career as a right-hander while playing in the VSL

2008...Spent first year with VSL Pirates, batting .264/.367/.404 in 56 total games...Led the VSL with 16 doubles...Batted .321 (35-for-109) in his last 34 games, the first ten of which comprised longest hitting streak of the season

CAREER HIGHS

Hits:

4, 2x, last - 6/21/11 (BRD vs. JUP)

Runs:

3, 3x, last - 8/13/10 (WV @ LEX)

Home Runs:

1, many times

RBI:

4, 4x, last - 9/3/11 (BRD @ CHA)

Stolen Bases:

2, 2x, last - 6/5/10 (WV @ ASH)

CABRERA CAREER STATS

YR	CLUB	AVG	G	AB	R	H	2B	3B	HR	RBI	BB	SO	SB	CS	E
08	VSL Pirates (R)	.264	56	178	24	47	16	0	3	22	28	27	5	0	8
09	VSL Pirates (R)	.312	20	77	10	24	6	0	2	19	12	11	1	2	0
	GCL Pirates (R)	.291	37	127	15	37	11	1	1	16	16	16	2	1	2
10	West Virginia (A)	.269	90	342	49	92	14	4	1	40	22	42	3	4	7
11	Bradenton (A)	.343	92	327	46	112	25	4	3	53	38	29	5	1	2
MINOR LEAGUE TOTALS		.297	295	1051	144	312	72	9	10	150	116	125	16	8	19



Height/Weight: 6-2/180 **Bats/Throws:** R/R **Opening Day Age:** 24
Birthplace: Santo Domingo, D.R. **Born:** 1/30/88
Resides: Santo Domingo, D.R. **Acquired:** Trade - Atlanta (9/20/11)

CAREER TRANSACTIONS... Signed by the Minnesota Twins as a non-drafted free agent on May 4, 2006 out of the Dominican Republic...Selected by the Atlanta Braves in the Triple-A phase of the 2010 Rule 5 Draft on December 9...Acquired by Pittsburgh on September 20, 2011, completing an August 31 trade that sent big league outfielder Matt Diaz to Atlanta

CURVE CUTS... Named the Best Class A Advanced Reliever by MiLB.com for his 2011 season with the Lynchburg Hillcats (Carolina League)

2011... Made 40 dominant appearances for Advanced A Lynchburg, allowing just five earned runs in 56.2 innings pitched...Struck out 75 while walking just 29 in 56.2 innings pitched, limiting opposing hitters to a .159 average, the best mark among league relievers...Converted seven of nine save opportunities...Was especially good against right-handed hitters in the Carolina League, holding them to a .144 clip...Whiffed 11.91 batters/9IP, the second-best ratio in the circuit...Received two promotions to Double-A Mississippi at the end of May but struggled in both, going three total innings and allowing 14 runs (nine earned) to the tune of a 27.00 ERA and a .625 BAA...Walked six with just one strikeout in the Southern League...Pitched his best stretch with nine appearances beginning on 7/16 (9 G, 13.0 IP, 4 H, 22 K, 6 BB)...Didn't allow more than one earned run in any Advanced A outing...Was lights out at Calvin Falwell Field, compiling a microscopic 0.27 ERA in his home park...Went 2-0 with a 0.29 ERA in 14 appearances of two innings or more...Cumulative ERA of 0.79 was the lowest among all Carolina League relievers with at least 25 appearances and was second-best in all of Advanced A

2010... Spent all season with Minnesota's Class A Midwest League affiliate in Beloit, Wis...Made 38 appearances for the Snappers and went 5-1 with a 3.69 ERA...Struggled with command, walking 44 and throwing eleven wild pitches in 63.1 innings...Posted just a 1.20/1 strikeout-to-walk ratio

2009... Pitched stateside for the first time in his professional career, joining the Rookie-level GCL Twins...Earned one win in three decisions with a 5.47 ERA in eleven appearances (three starts)...Hit hard by GCL opponents, allowing a .298 batting average against...Struck out 24 in 24.2 innings including two or more in each of his final seven appearances

2008... Made 14 appearances (eleven starts) for the Dominican Summer League Twins...Posted a 5-1 record, a 1.57 ERA, a 0.98 WHIP, and yielded a .221 batting average against...Honed his command to the tune of 59 strikeouts against just 11 walks in 68.2 innings pitched

2007... Moved into the DSL Twins' rotation, getting the starting nod for 12 of his 13 outings...Nearly doubled his total innings from his first professional season, tossing 52 frames...Improved his command from his rookie season, striking out 56 with 22 walks

2006... Debuted professionally with 17 strong relief appearances for the Twins' Dominican Summer League affiliate...Tallied a perfect 3-0 record behind a 1.26 ERA and 1.36 WHIP...Struggled with command, walking more batters (17) than he struck out (16)

CAREER HIGHS

IP Starter:

7.0, 3x, last - 8/13/08 (TWI vs. NYY)

IP Reliever:

4.1, 8/16/11 (LYN @ WS)

Most Hits:

7, 8/7/08 (TWI vs. ROCK)

Strikeouts:

10, 8/4/07 (TWI vs. BLU)

Walks:

3, many times

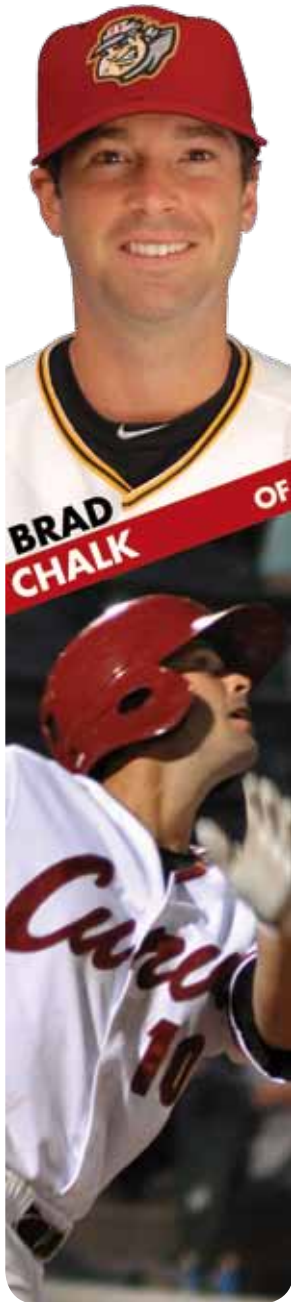


CARDENAS CAREER STATS

YR	CLUB	W-L	ERA	G	GS	CG	SHO	SV	IP	H	R	ER	HR	BB	SO
06	DSL Twins (R)	3-0	1.26	17	0	0	0	1	28.2	22	8	4	0	17	16
07	DSL Twins (R)	2-3	2.08	13	12	0	0	0	52.0	38	20	12	0	22	56
08	DSL Twins (R)	5-1	1.57	14	11	0	0	0	68.2	56	15	12	2	11	59
09	GCL Twins (R)	1-2	5.47	11	3	0	0	0	24.2	31	20	15	3	7	24
10	Beloit (A)	5-1	3.69	38	0	0	0	8	63.1	57	36	26	6	44	53
11	Mississippi (AA)	0-0	27.00	5	0	0	0	0	3.0	15	14	9	2	6	1
	Lynchburg (A)	4-3	0.79	40	0	0	0	7	56.2	31	12	5	1	29	75
MINOR LEAGUE TOTALS		20-10	2.52	138	26	0	0	16	297.0	250	125	83	14	136	284



2012 CURVE



Height/Weight: 6-1/183
Birthplace: Spartanburg, S.C.
Resides: Greer, S.C.

Bats/Throws: L/L
Born: 1/20/86
Acquired: Rule 5 Draft (San Diego, 2010)

CAREER TRANSACTIONS...Selected by San Diego in the second round (87th overall) of the 2007 draft out of Clemson University...Selected by Pittsburgh in the 2010 Rule 5 draft, AAA Phase on 12/9/10

CURVE CUTS...2nd year in Pirates organization after being selected in the Rule 5 Draft on 12/9/10...Played three seasons at Clemson University and hit for a career average of .357...Known as a "slap hitter" Chalk did not hit a home run in his collegiate career (596 ABs) and has only two in his professional career (1,678 ABs)...Named a preseason First-Team All-American by *Baseball America* in '07...Had 107 walks and only 55 strikeouts in collegiate career...Has stolen 64 bases in 85 attempts in pro career...Named MVP of Lake Elsinore in '09...Only one of his two home runs has actually gone over the wall (6/20/09)...Enters the season having not homered in his last 684 regular-season at-bats

2011...Notched two outfield assists in the same inning (2nd) on 4/7 @ ERI...Went 3-for-4 on 4/14 vs. RIC...Drove in a run in four-straight games from 4/27-5/2 (seven RBI total)...Drove in a run in 5 straight games from 5/25-30 (seven total runs)...Batted .183 over 25 games in May (.208 in April)...Went 3-for-5 on 6/1 @ TRE...Third 3-hit game of the year...Hit .315 in 54 June at-bats...Recorded 3 RBI on 7/9 vs. BOW...Notched 3 hit game on 7/11...Batted .288 in July with 9 RBI in 21 games...Batted .286 (42-for-147) with 16 RBI in 52 games after June 1st...Saw very limited playing time in the month of August (13 games) and hit just .130...Broke a 1-for-15 streak by going 3-for-4 on 9/2 vs. RIC...Finished the season with 11 outfield assists (third-best on the team) despite only playing in 97 games.

2010...Split time playing over three levels but spent the majority of his 118 games, 65 of them, with Double-A San Antonio...Hit .214 in 201 at-bats with San Antonio...Hit .191 in 26 games, 94 at-bats, with High-A Lake Elsinore...Had his best success with Triple-A Portland as Chalk hit .313 in 27 games, 80 at-bats...Overall, Chalk hit .229 over three levels in 2010...Went 4-for-6 with two doubles in a Triple-A game at Reno on 6/8...Hit 22-for-67 (.328) in the month of June for Portland

2009...Spent the entire season with High-A Lake Elsinore where he enjoyed his most successful season...Was named Team MVP as he hit .301 in 130 games and 525 at-bats...Stole 33 bases in 41 attempts...Went 4-for-9 with two doubles and three RBI in a 33-18 win on 6/28 vs. High Desert...Was named California League Player-of-the-Week on 5/18 after going 13-for-30 (.433) and scoring seven runs...Hit an inside-the-park home run on 8/25 at Modesto

2008...Spent the entire season with Low-A Ft. Wayne...Opened the season on an eight-game hitting streak...Stole 19 bases in 21 attempts...Went 4-for-5 on 6/26 vs. West Michigan...Recorded three straight multi-hit games (8-for-14) in a series against Peoria from 7/26-7/28...Sported an 11-game hit streak from 8/17-28...Batted .286 in the second half of the season

2007...Made professional debut with the short season Arizona League Padres where he spent 12 games and hit 16-for-44 (.364)...Promoted to short season Eugene and played 22 games, 83 at-bats, and hit .229

CAREER HIGHS

Hits:

4, 6x, last - 7/17/10 (SA @ MID)

Runs:

3, 5x, last - 7/17/10 (SA @ MID)

Home Runs:

1, 2x, last - 8/25/09 (LE @ MOD)

RBI:

4, 2x, last - 8/24/10 (LE vs. LAN)

Stolen Bases:

2, 3x, last - 7/1/09 (LE vs. LAN)

CHALK CAREER STATS

YR	CLUB	AVG	G	AB	R	H	2B	3B	HR	RBI	BB	SO	SB	CS	E
07	AZL Padres (R)	.364	12	44	11	16	5	0	0	7	6	6	3	2	0
	Eugene (A)	.229	22	83	14	19	2	2	0	6	10	22	0	2	1
08	Fort Wayne (A)	.275	104	385	39	106	19	3	0	43	46	55	19	2	4
09	Lake Elsinore (A)	.301	130	525	95	158	21	12	2	63	41	72	33	8	3
10	Lake Elsinore (A)	.191	26	94	7	18	2	1	0	10	7	14	1	0	2
	San Antonio (AA)	.214	65	201	23	43	6	2	0	15	15	27	2	4	3
	Portland (AAA)	.313	27	80	9	25	4	1	0	5	8	10	2	2	2
11	Altoona (AA)	.244	97	266	23	65	7	5	0	36	26	45	4	1	2
MINOR LEAGUE TOTALS		.268	483	1678	221	450	66	26	2	185	159	251	64	21	17



Height/Weight: 6-4/220
Birthplace: Newport Beach, Calif.
Resides: Santa Ana, Calif.

Bats/Throws: R/R
Born: 9/8/90

Opening Day Age: 21

Acquired: 1st R (first overall) - 2011

CAREER TRANSACTIONS...Selected by the New York Yankees in the first round (28th overall) in 2008 (did not sign)...Selected by the Pirates with the first overall pick in the 2011 amateur draft out of UCLA

CURVE CUTS...Is the first player ever from UCLA to be taken with the first overall pick in the draft...In just three seasons with the Bruins, he ranks among the all-time leaders in strikeouts (376 - second), starts (49 - third) and innings pitched (322.1 - fifth)...Ranks second in Bruins team history in strikeouts in a single season (153, 2010)...Took two perfect games into the seventh inning in 2011...In 16 games as a junior in 2011 (6-8, 3.31 ERA, 119 K, 4 CG, 1 SHO)...All Pac-10 selection in 2009 and 2010...Received honorable mention All Pac-10 accolades in 2011...Third-team All-American selection in 2010 by *Baseball America*...Played on the 2009 and 2010 USA Collegiate National Team...Second Pirate ever taken out of UCLA (Casey Cloud, 1998)...Enters season ranked as Pirates' best prospect according to *Baseball America*...Also rated to have best fastball and best slider in organization by same publication

2011...Signed by the Pirates on August 15th...Selected to the Arizona Fall League...Played for the Mesa Solar Sox in the AFL...Made five starts for Mesa...First pro start came on 10/14 vs. Surprise (2.1 IP, 3 H, 3 R, 1 BB, 2 K)...Did not allow an earned run over his next two starts (6.2 IP)...Permitted 2 ER in final four starts (12.2 IP)...Struck out 16 and walked 4 in his five starts overall...Won back-to-back starts on 10/20 and 10/26...Selected to AFL Rising Stars game and was given the starting nod...Lasted 0.2 IP (5 R, 5 ER, 4 H, 2 HR)

CAREER HIGHS

IP Starter:

--

IP Reliever:

--

Most Hits:

--

Strikeouts:

--

Walks:


--

FASTFACT»TOP OF THE CLASS

Altoona

Each season *Baseball America* ranks the Top-30 prospects in each organization entering the season. Listed below are the Pirates' Top-30 prospects.


1.....Gerrit Cole, RHP	16.....Rudy Owens, LHP
2.....Jameson Taillon, RHP	17.....Justin Wilson, LHP
3.....Josh Bell, OF	18.....Jarek Cunningham, 2B
4.....Starling Marte, OF	19.....Victor Black, RHP
5.....Luis Heredia, RHP	20.....Gorkys Hernandez, OF
6.....Kyle McPherson, RHP	21.....Zack Von Rosenberg, RHP
7.....Tony Sanchez, C	22.....Ramon Cabrera, C
8.....Robbie Grossman, OF	23.....Zack Dodson, LHP
9.....Stetson Allie, RHP	24.....Yamaico Navarro, INF/OF
10.....Jeff Locke, LHP	25.....Matt Curry, 1B
11.....Alex Dickerson, 1B	26.....Evan Chambers, OF
12.....Bryan Morris, RHP	27.....Alen Hanson, SS/2B
13.....Colton Cain, LHP	28.....Brandon Cumpton, RHP
14.....Nick Kingham, RHP	29.....Mel Rojas, Jr., OF
15.....Clay Holmes, RHP	30.....Jose Osuna, 1B/OF



COLE CAREER STATS

YR	CLUB	W-L	ERA	G	GS	CG	SHO	SV	IP	H	R	ER	HR	BB	SO
First Professional Season															



**Height/Weight:** 6-2/226**Bats/Throws:** R/R**Opening Day Age:** 25**Birthplace:** Santa Barbara, Calif.**Born:** 12/23/86**Resides:** Fresno, Calif.**Acquired:** 14th R - 2008

CAREER TRANSACTIONS... Selected by the Pirates in the 14th round of the 2008 draft out of the University of Arizona

CURVE CUTS... Originally selected in the 38th round out of High School in 2005 by the Houston Astros but chose to attend the University of Arizona...Tossed a first-ever no hitter in the Central Coast Championship for Clovis West HS in 2004...Clovis West went on to win championship...Pitched for three seasons for the Wildcats making 17 starts and appearing 39 times in relief...In college, Colla had an ERA of 6.02 but made his impression in the Cape Cod League with the Brewster Whitecaps in 2007 where he had a 1.67 ERA in 43 IP...Has two career plate appearances, a strikeout and a walk...All of his 87 professional appearances are from the bullpen...In 3.1 innings in 2008, Colla had as many walks (10) as he did in 52 innings with Bradenton in 2010

2011... Started the season in the Curve bullpen and made five appearances, 9.0 IP and allowed four runs...Made debut as a starting pitcher on 4/28 @ HAR and allowed two runs over four innings...Earned first career win as a starter on 5/20 vs. AKR with six shutout innings...Went 3-0 with a 1.41 ERA in his first full month as a starting pitcher in 32 IP...Blanked Binghamton on 5/30 over six innings for fourth win...Went a career-high 7.0 IP on 6/21 @ NH and allowed one run on two hits but took the loss... Re-joined the Curve bullpen on 7/25 and went 1.1 scoreless innings @ REA...Last appearance in the 'pen before 7/24 was 4/23...Struggled a bit in Portland on July 29th (4.0 IP, 3 ER, 5 H)...Struggled through June and July (0-7, 5.43)...Shutout Binghamton over five innings on 8/4 but took a ND...Surpassed his career high in innings pitched this season (81.2 in 2010)...Allowed two earned runs in 16.0 IP (1.13 ERA) across three starts from 8/4-8/16...Finished the season with a 3.70 ERA (9th best in E.L.)...Also ranked among the E.L.'s best in WHIP (5th), Batting Average Against (4th), Batting Average Against - starters only (3rd), Fewest Baserunners/9IP - starters only (2nd)

2010... Began the season with High-A Bradenton where he made 33 of his 46 appearances...Struck out 49 batters in his 52.2 IP...Had monthly ERAs below three in all months except for May and July...Joined Curve on 7/21 and improved upon his 3.42 Bradenton ERA with a 3.10 mark with Altoona...Went 2-0 with Altoona after going 0-5 with Bradenton...Went a career-long four innings twice with Altoona, most recently vs. Reading on 9/5...Made one playoff appearance going two scoreless innings in Game 3 at Harrisburg on 9/10

2009... Spent the entire season with High-A Lynchburg...Third on the team with 37 appearances...Whiffed seven batters in 3.2 IP on 4/21 vs. Frederick (Game 2)...In 28 innings before the All-Star Break, Colla went 4-0 with a 0.96 ERA...After the All-Star Break, Colla went 2-3 with a 6.87 ERA...Did not allow a run in the entire month of June in 7 games and 11.2 innings...Had a scoreless innings streak of 16.2 from 5/31-6/27...Made one appearance in Lynchburg's playoff run (1-0, 0.00 ERA, 3.1 IP)

2008... Made his professional debut on 7/27 vs. Batavia...Appeared in four games and pitched 3.1 innings with Low-A State College

CAREER HIGHS

IP Starter:

7.0, 6/21/11 (ALT @ NHM)

IP Reliever:

4.0, 2x, last - 9/5/10 (ALT vs. REA)

Most Hits:

8, 6/15/11 (ALT vs. NBR)

Strikeouts:

7, 2x, last - 6/27/11 (ALT vs. REA)

Walks:

4, 2x, last - 7/19/11 (ALT @ AKR)

COLLA CAREER STATS

YR	CLUB	W-L	ERA	G	GS	CG	SHO	SV	IP	H	R	ER	HR	BB	SO
08	State College (A)	0-1	24.30	4	0	0	0	0	3.1	7	11	9	0	10	5
09	Lynchburg (A)	6-3	4.31	37	0	0	0	0	64.2	70	31	31	7	19	52
10	Bradenton (A)	0-5	3.42	33	0	0	0	1	52.2	46	23	20	4	10	49
	Altoona (AA)	2-0	3.10	13	0	0	0	1	29.0	27	11	10	5	8	23
11	Altoona (AA)	5-11	3.70	29	23	0	0	0	133.2	117	58	55	20	39	109
MINOR LEAGUE TOTALS		13-20	3.97	116	23	0	0	2	283.1	267	134	125	36	86	238



Height/Weight: 6-3/215
Birthplace: Danville, Ill.
Resides: Danville, Ill.

Bats/Throws: R/L
Born: 4/19/86
Acquired: 35th R - 2008

Opening Day Age: 25

CAREER TRANSACTIONS... Selected by the Pirates in the 35th round of the 2008 draft out of Illinois State University

CURVE CUTS... Pitched at Parkland JC before attending Illinois State University for two seasons...Made 33 appearances for the Redbirds with 20 coming in relief...Logged 50 innings in 2007 with Illinois State and then totaled 63 IP in college and 47 more professional innings in 2008...Recorded greater than one Strikeout per inning in 2010 for the first time in his professional or collegiate career...Led State College with eight wins in 2009

2011... Began the year in Extended Spring Training rehabbing an injury...Assigned to Bradenton and made debut on 6/14 @ CHA...Went on to make 22 appearances for the Marauders...Allowed more than one run only twice in those 22 games...Held opponents off the scoreboard in 17 of his 22 games with Bradenton...Promoted to Altoona on 8/22 and made one relief appearance (earned the win)...Reassigned to Bradenton for the remainder of the season...Did not permit a run in his final six games total with Marauders (8.1 IP)...Pitched twice for Bradenton in the playoffs (1.0 IP, 0 H, 0 R, 1 BB, 1 K)

2010... Spent the entire season with High-A Bradenton...For the first time in his professional career, Cox made each appearance as a reliever...Held opposing hitters to a .199 batting average (fourth best for a reliever in the FSL) in 2010, lefties hit .184...Tossed 6.2 scoreless innings to start the season and ended the season with 5.2 scoreless innings...Won his first three decisions en route to a 6-2 record on the season...Had the best K/9IP rate amongst Bradenton pitchers with more than 50 innings in 2010...The K/9IP of 10.11 was fifth-best in the league for a reliever...Longest outing of the season was three innings, occurring twice, most recently on 6/23...Was 3-1 with a 2.05 ERA after the All-Star Break...Turned in 14 straight outings without a run from 6/10-7/25 (17 IP)...Held leadoff batters to a .058 batting average

2009... Began the year with Low-A West Virginia and struggled...Allowed 31 runs in 26.1 innings pitched over eight games (six starts) with the Power...Assigned to State College on June 19...Appeared in 15 games, 10 starts, with State College leading the team with eight wins, four more than any other pitcher...Second on the team in IP (73.1) and tied for the team lead in strikeouts (57)...Went a career-high six innings four times, including a shutout and three-hit effort on 7/9 vs. Batavia

2008... Made his professional debut on 6/22 at the GCL Orioles...Made 13 appearances, seven starts with the GCL Pirates before promotion to State College where he appeared in one game...Went the first 10 innings of his pro career without allowing a run...Maintained a 1.79 ERA for the season...In 18 innings in August, Cox allowed just one earned run with 19 strikeouts and three walks

CAREER HIGHS

IP Starter:

6.0, 3x, last-8/30/09 (STC vs. WIL)

IP Reliever:

6.0, 7/4/09 (STC vs. BAT)

Most Hits:


10, 6/19/09 (STC vs. WIL)

Strikeouts:

8, 8/11/09 (STC vs. ONE)

Walks:

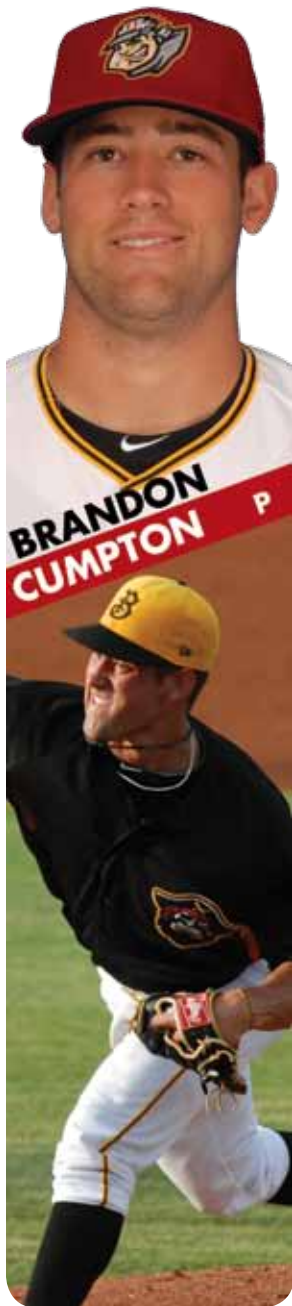
4, 8/24/09 (STC @ BAT)



COX CAREER STATS

YR	CLUB	W-L	ERA	G	GS	CG	SHO	SV	IP	H	R	ER	HR	BB	SO
08	GCL Pirates (R)	2-3	1.79	13	7	0	0	0	45.1	35	14	9	0	11	42
	State College (A)	0-1	13.50	1	0	0	0	0	2.0	5	3	3	0	1	3
09	West Virginia (A)	0-4	10.25	8	6	0	0	0	26.1	40	31	30	2	12	17
	State College (A)	8-3	3.93	15	10	0	0	0	73.1	81	42	32	3	15	57
10	Bradenton (A)	6-2	3.32	44	0	0	0	1	62.1	46	32	23	8	33	70
11	Bradenton (A)	2-0	2.60	22	0	0	0	0	27.2	18	10	8	1	11	28
	Altoona (AA)	1-0	0.00	1	0	0	0	0	1.0	1	0	0	0	0	1
MINOR LEAGUE TOTALS		19-13	3.97	104	23	0	0	1	238.0	226	132	105	14	83	218





Height/Weight: 6-2/202
Birthplace: Augusta, Ga.
Resides: Evans, Ga.

Bats/Throws: R/R
Born: 11/16/88
Acquired: 9th R - 2010

Opening Day Age: 23

CAREER TRANSACTIONS...Selected by the Pirates in the ninth round of the 2010 draft out of Georgia Tech

CURVE CUTS...Four-year letterwinner at Greenbrier (Ga.) High School, Cumpton was named a Louisville Slugger All-American as a pitcher and third baseman in 2007, his senior year...Led Greenbrier to the 2006 and '07 AAAA State Championship as well as three region championships and a 2007 Barrett-Fletcher World Series championships where he earned the win in the title game...Finished his high school career with a 31-3 record and a 1.01 ERA while batting .415 with ten home runs and 106 career runs batted in...Tabbed as 28th-best prospect in Pirates organization by *Baseball America*

2011...Began his first full professional season in the South Atlantic League with West Virginia...Allowed seven runs in each of his first three appearances (all losses)...Rebounded to allow just five earned total in his next seven...Rattled off a six-start winning streak from 5/2 to 5/30 while dropping his ERA from 13.83 to 4.53...Made 13 total appearances with the Power, 12 of them starts...Went 6-0 with a 1.18 ERA in six May starts after going 0-3 with a 13.83 mark in four April outings...Named South Atlantic League Pitcher of the Week for the period of 5/23-29 after a strong start on 5/25 in which he blanked Delmarva on three hits over 6.2 innings pitched while striking out eight and walking just one...Following his first three starts, put up a 1.76 ERA in 56.1 innings, with a 42/12 K/BB total...Promoted to High-A Bradenton on 6/23...Opponents' average jumped from .240 in the Sally League to .280 in the Florida State League...Made identical appearances in Bradenton as in West Virginia: 13 total, 12 starts...Allowed two or more earned runs in nine of his first 10 High-A outings but one or zero in his last three...Struggled to start strong in the FSL, turning in a 5.25 ERA in 12.0 IP during the first inning but rebounded well with a 2.08 second inning mark (13.0 IP)...Tough on lefties, allowing a .232 average versus .315 for right-handed hitters...Pitched best in high-pressure situations, limiting opponents to a .211 average with runners in scoring position and .118 with RISP and two outs

2010...Signed a week before the deadline...Appeared in four games (three starts) in State College, going 0-1 with a 2.53 ERA...Earned his only decision in a loss on 8/30 @ BAT, allowing three runs in 2.2 innings pitched...Didn't allow a run outside the third inning in his 10.2 total frames...Held right-handed hitters to a .136 average versus .278 for lefties

CAREER HIGHS

IP Starter:

7.2, 5/19/11 (WVA @ LEX)

IP Reliever:

6.0, 7/1/11 (BRD vs. PMB)

Most Hits:

9, 4/7/11 (WVA vs. SAV)

Strikeouts:

8, 2x, last - 7/28/11 (BRD @ CLR)

Walks:

3, 2x, last - 8/26/11 (BRD @ STL)

FASTFACT TEAM MVP'S

Listed below are the Curve Team MVPs from each season since the franchise's inception in 1999. The Curve Team MVP is voted upon by the coaching staff as well as select front office members.

1999.....Adam Hyzdu, OF
2000.....Adam Hyzdu, OF***
2001.....Shaun Skrehot, INF
2002.....Carlos Rivera, 1B
2003.....Sean Burnett, LHP ***
2004.....Chris Duffy, OF
2005.....Jose Bautista, 3B

2006.....Brett Roneberg, 1B/OF
2007.....Steven Pearce, 1B
2008.....Jonel Pacheco, OF
2009.....Pedro Alvarez, 3B
2010.....Hector Gimenez, C
2011.....Starling Marte, CF^{^^^}

*** - Also named 2000 E.L. Most Valuable Player

+++ - Also named 2003 E.L. Pitcher of the Year

^^^ - Also named 2011 E.L. Rookie of the Year

CUMPTON CAREER STATS

YR	CLUB	W-L	ERA	G	GS	CG	SHO	SV	IP	H	R	ER	HR	BB	SO
10	State College (A)	0-1	2.53	4	3	0	0	0	10.2	8	3	3	0	5	6
11	West Virginia (A)	7-4	4.30	13	12	0	0	0	67.0	60	34	32	6	18	48
	Bradenton (A)	3-3	3.66	13	12	0	0	0	66.1	73	29	27	6	12	42
MINOR LEAGUE TOTALS		10-8	3.87	30	27	0	0	0	144.0	141	66	62	12	35	96



Height/Weight: 6-1/193
Birthplace: Spokane, Wash.
Resides: Spokane, Wash.

Bats/Throws: R/R
Born: 12/25/89
Acquired: 18th R - 2008

Opening Day Age: 22

CAREER TRANSACTIONS... Selected by the Pirates in the 18th round of the 2008 draft out of Mt. Spokane (Wash.) High School

CURVE CUTS... Was a 2007 Area Code Game participant for the Washington Nationals... Earned All-Tournament honors at the 2007 Area Code Games... Under Armor Preseason All-American by TeamOneBaseball.com in 2008... Enters 2012 as the 18th best prospect in the Pirates system according to *Baseball America*

2011... Spent a majority of his time with Bradenton... Homered twice and drove in five on 4/18 @ JUP... Notched first three-hit game on 4/22 @ FTM (3 doubles)... Found his second multi-HR game on 4/26 vs. SLU and drove in four... Went 10-for-18 (.555) over four-game stretch from 4/22-27... Homered in back-to-back games 5/24-25... Hit for his best monthly average of the season in May (.313)... Smacked four hits including a HR on 6/12 @ FTM... Named a FSL mid-season All-Star... Drove in a season-best five runs on 6/29 vs. PMB... Named FSL Player of the Week for the week of June 29-July 4... Developed concussion-like symptoms in mid-July and never returned to game action with Bradenton... Did play in two rehab games with the GCL Pirates in late August... Selected to participate in the Arizona Fall League... Batted .222 with 3 HR and 16 RBI in 25 games for Mesa... Best game came on 10/17 vs. Salt River (3x5, 3B, 2 HR, 5 RBI, 3 R)

2010... Played the entire season for the West Virginia Power... Hit safely in his first six games and also 14 of hits first 15... Batted .304 during April... Slumped to start May... 0-for-18 from 4/29-5/3... Hit another slump from 5/18-27 (1-for-25)... Wound up hitting .194 for the month (worst of the season)... Rebounded in June to hit .317 for the month... Hit in 18 straight games from 5/31-18 (.377, 7 2B, 2 3B, 3 HR, 13 RBI)... 18-game hit streak was tied for third-best in the league... Also reached base safely in 19 straight from 5/31-6/24... Drove in a season-best four runs on 6/5 @ ASH... Followed up 18-game streak with four-game hitless streak... Hit .282 in the first half... Strung together a 10-game streak from 7/5-16... Recorded a season-best four-hits on 8/3 vs. DEL... Hit .236 after the All-Star break but matched his HR total from the first half... Struck out 132 times in 121 games while walking only 30 times

2009... Did not play due to left ACL tear

2008... Began his pro career with the GCL Pirates after being drafted out of high school... Hit first professional HR on 6/28 @ GCL Reds... Hit safely in eight straight from 7/11-21... Strung together a nine-game streak from 8/1-13...

CAREER HIGHS

Hits:

4, 2x last - 6/12/11 (BRD @ FTM)

Runs:

3, 4x, last - 4/26/11 (BRD vs. STL)

Home Runs:

2, 2x, last - 4/26/11 (BRD vs. STL)

RBI:

5, 2x, last - 6/29/11 (BRD vs. PMB)

Stolen Bases:

1, many times

FASTFACT™ PIRATES' E.L. AFFILIATES

Altoona

Listed below are the different affiliates that the Pirates have kept in the Eastern League.

1936Scranton, Pa.	1974Thetford Mines, PQ
1940-50Albany, N.Y.	1979-82Buffalo, N.Y.
1954-56Williamsport, Pa.	1983Lynn, Mass.
1968-69York, Pa.	1984-86Nashua, N.H.
1970-71Waterbury, Conn.	1987-1990Harrisburg, Pa.
1972-73Sherbrooke, PQ	1999-PresentAltoona, Pa.




CUNNINGHAM CAREER STATS

YR	CLUB	AVG	G	AB	R	H	2B	3B	HR	RBI	BB	SO	SB	CS	E
08	GCL Pirates (R)	.318	43	148	20	47	11	1	5	22	14	26	2	1	11
09															
10	West Virginia (A)	.258	121	488	72	126	37	7	12	49	30	132	11	7	19
11	Bradenton (A)	.258	80	130	53	80	23	6	15	51	17	82	5	2	22
	GCL Pirates (R)	.400	2	5	2	2	0	0	0	0	0	0	0	0	0
MINOR LEAGUE TOTALS		.268	246	951	147	255	71	14	32	122	61	240	18	10	52



2012 CURVE



Height/Weight: 6-1/219
Birthplace: Dallas, Texas
Resides: Oak Leaf, Texas

Bats/Throws: L/L
Born: 7/27/88
Acquired: 16th R - 2010

Opening Day Age: 23

CAREER TRANSACTIONS...Selected by the Pirates in the 37th round of the 2008 draft (did not sign)...Selected by the Pirates in the 16th round of the 2010 draft out of Texas Christian University

CURVE CUTS...Batted .339 with 26 2B, 18 HR and 65 RBI in 68 games during senior season with Horned Frogs...Belted a grand slam vs. Florida State in the College World Series...Spent two seasons at Howard Junior College prior to transferring to TCU...Was a First-team all-Conference selection both seasons...Twice broke the school record for doubles in a season...Was the first member of the 2010 Pirates' draft class to play a game in Double-A...Enters 2012 as the 25th-best prospect in the system according to *Baseball America*

2011...Began the year with Low-A West Virginia of the South Atlantic League...Was hitting .361 with 15 doubles, three triples, nine home runs and 34 RBI at time of promotion...Even more impressive was that he walked 35 times in 46 games and struck out only 29 times...When he left the SAL, he was third with his .361 batting average, first in on-base percentage, first in slugging percentage, second in extra base hits, third in runs scored, third in total bases and first in walks...Promoted to Double-A on 5/30...Blasted first Double-A home run on 6/2 @ TRE off former MLB pitcher K. Igawa...Had three straight multi-hit games from 6/1-6/3...Went 3-for-5 vs. NBR on 6/15 with a HR and two runs scored...Went 9-for-17 with a home run and five driven in @ TRE from 6/30-7/3...Had 3 RBI on 7/9 vs. BOW...Went 2-for-4 with a HR and 4 RBI on 7/21 vs. NBR...Hit .308 in 29 games in July with 20 RBI...Batted 11-for-29 during season-long eight-game hitting streak (.379) from 7/18-7/25...Drove in four runs for the second time on 8/12 vs. REA...Had a tough month of August (.181 average)...Had just 13 hits in his last 75 at bats to end the season

2010...Began his pro career with State College of the New York-Penn League...Batted .299 with 7 HR and 29 RBI in 58 G with State College in first pro season...Finished the season among the NYPL league leaders in OBP (.421, 2nd) and walks (39, 4th)...Named a NYPL mid-season All-Star selection...Selected as the NYPL Player of the Week from 7/12-19...Batted .500 (16-for-32) with 2 2B, 1 HR, 9 RBI, 8 R during the week...Finished the year with the fifth-best batting average among Pirates' farmhands

CAREER HIGHS

Hits:

4, 7/12/10 (STC vs. VER)

Runs:

3, 5x, last-4/27/11 (WVA vs. HAG)

Home Runs:

2, 7/23/10 (STC vs. AUB)

RBI:

5, 5/8/11 (WVA @ AUG)

Stolen Bases:

1, many times

FASTFACT™ THE STORY BEHIND THE NAME

Altoona

The name "Curve" was officially chosen as the team nickname on July 2, 1998. The name was selected by fans in a name the team contest. Other finalists included "Fish," "Ridge Runners" and "Lake Monsters." Curve was selected for two reasons: one for the baseball connotation but also as a tribute to the historic Horseshoe Curve, located just outside the city of Altoona. The landmark Horseshoe Curve was built in the 1850s as a means to make it easier for incoming trains to navigate through the Allegheny Mountains. The first train went around "the Curve" in 1854.

CURRY CAREER STATS

YR	CLUB	AVG	G	AB	R	H	2B	3B	HR	RBI	BB	SO	SB	CS	E
10	State College (A)	.299	58	197	36	59	14	0	7	29	39	47	7	5	5
11	West Virginia (A)	.361	46	155	39	56	15	3	9	34	35	29	6	2	1
	Altoona (AA)	.242	87	302	38	73	16	3	6	39	33	90	1	1	5
MINOR LEAGUE TOTALS		.287	191	654	113	188	45	6	22	102	107	166	14	8	11



Height/Weight: 6-0/200 **Bats/Throws:** L/R **Opening Day Age:** 25
Birthplace: San Francisco, Calif. **Born:** 7/29/86
Resides: San Francisco, Calif. **Acquired:** Rule 5 Draft (St. Louis, 2011)

CAREER TRANSACTIONS...Selected by the St. Louis Cardinals in the 14th round of the 2008 amateur draft out of the University of California...Taken by the Pirates in the minor league phase of the 2011 Rule 5 Draft on 12/18/11

CURVE CUTS...Enters 2012 with a strong career command of the strike zone, striking out 125 times and walking 112 in four pro seasons...Served as Cal's starting catcher in college...Honored as an all-star outfielder for the Brewster Whitecaps of the Cape Cod League in '07, batting .271 with three doubles, a triple, a home run and 16 RBI...Tabbed an All-Star catcher for the St. Cloud River Bats of the Northwoods League in the summer of 2006, batting .299 with 11 doubles, a home run and 29 RBI... According to CalHiSports.com, he graduated high school as California's all-time state career leader in hits (219), runs batted in (203), triples (32), and runs (197)...Named a 2005 High School All-American while at Lowell High School in San Francisco, batting a blistering .614 with nine doubles, eleven triples, seven home runs, and 59 RBI...Batted .636 with six homers and set a California high school record with 71 RBI in his junior year...Father's name is Jay Cutler (no relation to the football player)

2011...Played in 62 games at Double-A Springfield, batting .333 with five home runs, 34 runs batted in, and an .874 OPS...Posted two four-hit games including a perfect 4-for-4 day with two homers and three runs batted in 6/12 @ Arkansas...Improved his combined Double-A numbers to .291/.372/.393 over 100 career Texas League games...Posted an eight-game hitting streak from 6/11 through 6/22 and, after a hitless game on 6/23, followed it with a 17-gamer from 7/2 through 7/29, lifting his average from .222 to .394 with the streaks

2010...Kicked off 2010 season with Springfield, staying with the Cardinals for 29 games before being sent down to High-A Palm Beach...Batted .205 with six RBI in 88 at-bats during first stint in Double-A, .258 in nine August and September games after a late, season-ending promotion...Sent down to Palm Beach in mid-June, batted .292 with 18 RBI and 17 walks versus 17 strikeouts in 41 contests...Laced together four straight multi-hit games from 7/24 through 7/28

2009...Opened the season at Quad Cities...Batted .583 (14-for-24) over a six-game hitting streak from 5/18 through 5/23, raising his average from .318 to .376...Crushed left-handed pitching to the tune of a .410 clip and .905 OPS in 61 at bats...Was devastating with RISP, batting .385 with 41 RBI in such spots... Earned a promotion to Palm Beach on 7/7 and ripped three hits, including two doubles, and scored three runs in his debut...Surged early in his High-A stay, batting .345 in 15 July games and rebounded from an August swoon (.214 in 22 contests) with a solid September (.278 in seven)... Continued to hit strong with RISP: .324 (12-for-37) with 13 RBI in High-A

2008...Signed quickly after the draft, debuting on 6/18 with the Short-Season Batavia Muckdogs of the NYPL...Saw action in 40 games for Batavia, struggling in his first six contests to a .136 average but batting over .300 in July, August, and September...Helped Batavia to an NYPL Championship (.467, 7-for-15, 1 HR, 5 RBI)

CAREER HIGHS

Hits:

4, 5x, 7/12/11 last - (SPR vs. MID)

Runs:

4, 2x, last - 8/23/09 (PMB @ JUP)

Home Runs:


2, 6/12/11 (SPR @ ARK)

RBI:

5, 4/27/09 (QCR vs. WIS)

Stolen Bases:


1, many times



CUTLER CAREER STATS

YR	CLUB	AVG	G	AB	R	H	2B	3B	HR	RBI	BB	SO	SB	CS	E
08	Batavia (A)	.303	40	142	24	43	4	1	3	18	10	17	0	0	3
09	Quad Cities (A)	.351	66	242	36	85	11	1	4	44	24	25	1	1	2
	Palm Beach (A)	.274	44	146	25	40	10	2	1	15	25	22	2	0	1
10	Palm Beach (A)	.292	41	154	23	45	11	2	1	18	17	17	0	0	2
	Springfield (AA)	.218	38	119	11	26	4	0	0	8	15	16	0	0	4
11	Springfield (AA)	.333	62	204	37	68	8	3	5	34	21	28	0	0	2
MINOR LEAGUE TOTALS		.305	291	1007	156	307	48	9	14	137	112	125	3	1	14





Height/Weight: 6-2/198
Birthplace: Brockton, Mass.
Resides: Sarasota, Fla.

Bats/Throws: R/R
Born: 1/12/86
Acquired: Trade - Chicago (AL) on 4/17/09

CAREER TRANSACTIONS...Selected in the 20th round of the 2004 draft by Chicago (AL) and did not sign...Selected in the 32nd round of the 2005 draft by Kansas City (did not sign)...Selected in the 18th round of the 2006 draft by Philadelphia out of Okaloosa Walton CC...Traded from Philadelphia to Chicago (AL) on 7/27/07 for 2B Tadahito Iguchi...Traded from Chicago (AL) to Pittsburgh on 4/17/09 for INF/OF Andy Phillips

CURVE CUTS...Seventh professional season...Is the son of current Phillies pitching coach Rich Dubee...Playing with his third organization (Chicago - AL and Philadelphia)

2011...Picked up save on 4/9 @ ERI...Fanned 12 batters in his first eight outings (10.1 IP)...Allowed two runs in eighth on 5/1 vs. ERI to lose lead, but stayed in to finish after team re-gained lead to earn his first win...Had a great May (2-1-2 with a 2.00 ERA in 11 outings) after a so-so April (0-1-1, 4.26 ERA in 9 games)...Made 4 app. with Triple-A Indy and had a 9.53 ERA...Returned to Altoona and tossed a shutout inning on 6/24...Did not allow a run in eight outings (11 IP) from 5/31-7/6...Came on with the bases loaded on 7/9 vs. BOW and allowed all three runs, plus three more to score in third blown save of the season...Suffered the loss on 7/11 vs. BOW (longest outing of the season)...Allowed his first home run of the year to R. Widlansky...Notched fifth save of the season on 7/20 @ AKR (2.0 IP, 1 H)...Notched sixth save of the season on 7/28 @ POR...Didn't allow a run in 11 games, (14.0 IP 11 H) from 7/15-8/12...Allowed five runs on five hits to suffer loss and blown save on 8/17 vs. NHM (2)...Allowed four runs on five hits in a blown save and loss on 8/20 @ REA...Landed on the DL on August 15th with right elbow inflammation and missed the remainder of the season (15 games)

2010...Made first appearance of the season on 4/8 with ALT (1.0 IP, 0 H, 0 R)...Made one appearance with Triple-A Indy and pitched a scoreless, hitless inning on 4/29 @ PAW...Did not allow a run from 5/12-6/2 (eight appearances)...Did not permit a run to cross in seven outings (6/28-7/15)...Was 4-2-1 with a 1.83 ERA in 29 games before the break...Went 2-0-4 with a 2.81 ERA in 16 games after...Gave up a season-high five runs in 0.1 IP on July 17 at HAR...Allowed one run in nine outings from 7/22-8/20 (19 IP)...Surrendered at least one run in each of his last four regular-season appearances...Gave up five runs (four earned) in Game 1 of the ELDS vs. Harrisburg...Finished the playoffs with an ERA of 18.00 in three games (seven runs/six earned) in 3.0 IP

2009...Started the year in Winston-Salem...Made two appearances with the Dash before being traded to Pittsburgh where he was assigned to Lynchburg...Had a strikeout-to-walk ratio of better than 17:1 with Lynchburg (52 K, 3 BB)...Went 6-for-6 in save opps...Had an ERA of 0.93 away from home...Held opponents to a .182 average...Completed a stellar month of May (12 app., 1-0-4, 0.00 ERA, 17.2 IP, 1 R, 0 ER, 1 BB, 22 K)...Only allowed one earned run from 4/23-6/21 (21 app., 30.2 IP, 2 R, 1 ER)...Promoted to Altoona and made first app. on 6/23 in Erie...Was better at BCB (12 app., 1-0, 2.16 ERA) than on the road (14 app., 2-0-1, 3.63 ERA)...Lefties hit just .232 during his stint with the Curve

2008...Played the entire season with Winston-Salem...Started the year as a starter and gradually moved to reliever...Better at home (3-4-1, 3.80 ERA) than the road (2-3, 5.63 ERA)...Posted much better numbers as a reliever (2-0-1, 2.00 ERA) than a starter (3-7, 5.64 ERA)...Had best month of the year in August (2-1-1, 2.84 ERA in 9 G)...Fanned 4+ in 1/3 of his appearances (10 of 30)

2007...Began season with Lakewood and was used as a reliever...Averaged just under a strikeout per inning (54 K in 55.2 IP)...Logged first career save on 5/22 vs. HAG...Traded to Chicago (AL) on 7/27 and reported to Kannapolis (SAL)...Started six of eight games with the Intimidators after being traded...Posted a 1-0 record with a 2.25 ERA at home for Kannapolis...Was 1-0 with 0.00 ERA in two relief stints...Struck out a career-high nine in no decision versus Greensboro on 8/28

2006...Made professional debut with GCL Phillies on 7/5 in a start (4.0 IP, 4 H, 0 R, 1 K) vs. TIG...Suffered first loss in first relief appearance on 7/10/06 @ TIG...Finished the season at Batavia (NYPL)

CAREER HIGHS

IP Starter:

7.2, 4/29/08 (WS vs. POT)

IP Reliever:

4.0, 7x, last - 9/4/10 (ALT vs. REA)

Most Hits:

11, 8/7/06 (BAT @ JAM)

Strikeouts:

9, 9/28/07 (KAN vs. GBO)

Walks:

4, 2x, last - 8/23/07 (KAN @ ASH)

DUBEE CAREER STATS

YR	CLUB	W-L	ERA	G	GS	CG	SHO	SV	IP	H	R	ER	HR	BB	SO
06	GCL Phillies (R)	0-1	1.29	2	1	0	0	0	7.0	9	1	1	0	0	1
	Batavia (A)	1-2	4.82	10	9	0	0	0	37.1	49	24	20	2	15	27
07	Lakewood (A)	4-4	3.88	30	0	0	0	1	55.2	52	25	24	2	22	54
	Kannapolis (A)	3-0	4.09	8	6	0	0	0	33.0	34	16	15	3	13	35
08	Winston-Salem (A)	5-7	4.37	30	13	1	0	1	103.0	103	57	50	12	37	90
09	Winston-Salem (A)	0-1	6.00	2	0	0	0	0	3.0	5	2	2	0	0	1
	Lynchburg (A)	2-0	1.05	23	0	0	0	6	34.1	22	5	4	1	3	52
	Altoona (AA)	3-0	2.91	26	0	0	0	1	34.0	39	21	11	5	10	28
10	Altoona (AA)	6-2	2.24	45	0	0	0	5	76.1	62	23	19	4	19	68
	Indianapolis (AAA)	0-0	0.00	1	0	0	0	0	1.0	0	0	0	0	2	0
11	Altoona (AA)	2-6	3.27	43	0	0	0	6	63.1	72	26	23	2	16	50
	Indianapolis (AAA)	0-1	9.53	4	0	0	0	0	5.2	8	7	6	2	5	3
MINOR LEAGUE TOTALS		26-24	3.47	224	29	1	0	20	453.2	455	207	175	33	142	409





Height/Weight: 6-3/229
Birthplace: Long Branch, N.J.
Resides: Westlake, Ohio

Bats/Throws: R/R
Born: 11/11/86
Acquired: 8th R - 2008

Opening Day Age: 25

CAREER TRANSACTIONS...Selected by the Colorado Rockies in the 41st round of the 2005 draft but did not sign...Selected by Pirates in the eighth round of the 2008 draft out of the University of Virginia

CURVE CUTS...Is the son of current Toronto Blue Jays manager John Farrell and the grandson of Tom Farrell, who pitched in the Cleveland Indians organization from 1953-55...Was named a Louisville Slugger Freshman All-American at Virginia in 2006...Named to *Baseball America's* Fab-50 list for freshmen in 2006...Played for Falmouth of the Cape Cod League in 2007 and led squad with 23 RBI...Named a 2008 NYPL mid-season All-Star...Was a 2010 FSL mid-season All-Star and a 2011 EL mid-season All-Star

2011...Homered and drove in a pair on 4/10 @ ERI...Collected seven RBI in first five games of 2011...Had five straight two-hit games 4/9-13...Went on a hitting streak of ten games from 4/25-5/7 (.486, 17/35)...Finished the first month of the season batting .329 to lead the team...Began the season in the seven hole but moved up into the five spot...Hit .263 through 29 games in May...Drove in three runs on 6/11 @ REA and on 6/15 vs. NBR...Tied game with a 3-R double in the 8th on 6/15...Named an Eastern League mid-season All-Star...Hit the DL on July 9th with a wrist injury...Returned to the lineup on 8/19 after over a month on the DL...Went 9-for-59 (.152) after coming back

2010...Began and spent most of the season with High-A Bradenton...Started off Ma-rauders' career on a high note, going 2-for-4 with a pair of home runs and seven RBI on April 8 in the club's 18-3 thrashing of Ft. Myers...Popped another HR and three more RBI the very next day...Had 12 RBI through his first three games with Bradenton...Had hits in 13 of his first 15 games with Bradenton...Finished April with a .315 average (20 games)...Had team's first four-hit game on 5/20 @ CLR...Chipped in with another four-hit game two days later on 5/22 @ CLR...Hit .327 with four homers and 16 RBI in May (28 games)...Only played in 12 games during June due to leg injury...Selected to FSL mid-season All-Star team but did not play in game...Was on the shelf from 6/19-8/8...Came off the DL to hit in five straight games from 8/9-13...In 15 August contests he hit .333 with six RBI...Was shut down after experiencing pain in his left thumb on August 21

2009...Played his entire season with Low-A West Virginia...Missed the first month of the season with an oblique strain...Made Power debut on May 1 and was 0-for-2 with a pair of RBI...Stitched up a nine-game hitting streak from 5/9-17 to raise his average from .150 to .260...Finished the month batting .275 (highest monthly average of the season)...Slumped at the beginning of June, going 1-for-18 from June 6-10...Hit safely in 13 straight contests from 6/18-7/17 (missed most of the end of June and beginning of July with injury)...Hit in six straight games before leaving game on 8/14 with hand injury...Would not play the rest of the season

2008...Started his pro career with the State College Spikes...Played in three games in mid-June and then did not play again until July 9...Was 3-for-4 in his fourth game as a Spike...Ripped off an 11-game hitting streak from 7/14-28 (16-for-45, .356)...Named a NYPL mid-season All-Star...Hit .315 with one home run and 16 RBI in 27 August games

CAREER HIGHS

Hits:

4, 2x, last - 5/22/10 (BRD @ CLR)

Runs:

3, 2x, last - 4/25/11 (WVA @ LC)

Home Runs:

2, 4/8/10 (BRD vs. FTM)

RBI:

7, 4/8/10 (BRD vs. FTM)

Stolen Bases:

1, many times

FARRELL CAREER STATS

YR	CLUB	AVG	G	AB	R	H	2B	3B	HR	RBI	BB	SO	SB	CS	E
08	State College (A)	.287	52	202	23	58	12	2	1	23	20	56	2	2	13
09	West Virginia (A)	.248	73	270	42	67	13	1	5	39	30	71	1	2	25
10	GCL Pirates (R)	.357	4	14	4	5	1	0	1	2	2	2	0	0	0
	Bradenton (A)	.298	75	275	39	82	25	0	9	43	23	57	6	2	20
11	Altoona (AA)	.260	88	312	40	81	18	1	5	38	29	78	4	1	17
	GCL Pirates (A)	.143	4	14	2	2	0	0	0	2	2	5	1	0	0
MINOR LEAGUE TOTALS		.271	296	1087	150	295	69	4	21	147	106	269	14	7	75



**Height/Weight:** 6-4/209**Birthplace:** Bradford, Pa.**Resides:** Bradford, Pa.**Bats/Throws:** R/R**Born:** 5/24/87**Acquired:** 49th R - 2008**Opening Day Age:** 24

CAREER TRANSACTIONS... Selected by the Pirates in the 49th round of the 2008 MLB draft out of the University of Pittsburgh at Bradford

CURVE CUTS... Went 3-1 with a 5.40 earned run average in 10 appearances as a junior at Pitt-Bradford...Was the first player to be drafted in the 12-year history of the Allegheny Mountain Collegiate Conference...Put up solid numbers offensively for the Panthers, as well, batting .253 with 10 RBI as a first baseman in '08...One of just three NCAA Division III players taken in '08 draft

2011... Began his year with eleven relief appearances for the West Virginia Power...Earned a win and a loss with a 4.91 ERA for WVA...Surrendered seven earned runs in his first five appearances but just three over his final six...Struck out 20 against five walks but allowed a .316 batting average against during his time in the South Atlantic League...Promoted to Bradenton in early June, making his debut with a scoreless inning on 6/2 vs. BRV...Dropped his ERA to 3.11 in the Florida State League, substantially lower than his mark with the Power...Converted both of his save opportunities with the Marauders...Allowed 13 total earned runs, six of them in a rough 6/30 outing vs. PMB (nearly half his High-A total in 1.2 IP)...That day sent his ERA spiking from 1.46 to 5.14 in his ninth appearance...Yielded just five more earned runs the rest of the season including scoreless appearances in 10 of his final 11 times on the mound...Limited his opponents' average against to .195 but saw his walks numbers rise, issuing 18 BB vs. 18 strikeouts

2010... Assigned to the Power in early April, though he wasn't on West Virginia's Opening Day roster...Made 37 appearances out of the bullpen for the Power, getting the vast majority of his work in the seventh inning and later...Successful in six of eight save opportunities...Limited right-handed hitters to a .237 average (31-for-131) vs. .288 for lefties (32-for-111)...Earned either a win or a save in his first six decisions of the year

2009... Made 20 appearances for the State College Spikes and was scored upon in only four of them, putting up a 1.24 ERA in his second pro season...Deadly against left-handed hitters, stymieing them to the tune of a .079 average (3-for-38)...Tough on righties, too, allowing just a .169 BAA (10-for-59)...Allowed just 13 hits in 29 total innings pitched

2008... Debuted with the GCL Pirates, making eight starts in his 14 total appearances...Began his professional career with four scoreless innings spanning three appearances...Shelled for five earned runs allowed in two appearances (7/4 vs. TWI and 8/1 @ ORI)...Allowed just seven other ER outside of those two days...Struck out four batters in five separate games

FOSTER CAREER STATS

YR	CLUB	W-L	ERA	G	GS	CG	SHO	SV	IP	H	R	ER	HR	BB	SO
08	GCL Pirates (R)	1-2	3.99	14	8	0	0	0	38.1	44	22	17	2	18	32
09	State College (A)	2-0	1.24	20	0	0	0	1	29.0	13	5	4	1	16	26
10	West Virginia (A)	5-4	4.28	37	0	0	0	6	61.0	63	38	29	8	21	45
11	West Virginia (A)	1-1	4.91	11	0	0	0	0	18.1	24	10	10	1	5	20
	Bradenton (A)	3-1	3.11	29	0	0	0	2	37.2	25	14	13	2	18	18
MINOR LEAGUE TOTALS		12-8	3.56	111	8	0	0	9	184.1	169	89	73	14	78	141



Height/Weight: 5-11/183
Birthplace: Porlamaz, Venez.
Resides: Pampatar, Venez.

Bats/Throws: S/R
Born: 10/13/89
Acquired: NDFA - 6/4/08

Opening Day Age: 22

CAREER TRANSACTIONS...Signed as a non-drafted free agent on June 4, 2008 out of Porlamaz, Venezuela

CURVE CUTS...Tabbed a 2011 Pirates Organizational All-Star by MiLB.com after stellar fourth professional season...Named to the Florida State League post-season All-Star Team

2011...Played in 126 total games at Bradenton, setting career bests in average (.322), slugging percentage (.467), OPS (.841), runs scored (63), hits (146), doubles (36), triples (6), and runs batted in (83) and matched his personal high in home runs (6)...His 83 RBI were tops among Pirates farmhands...Finished second in the FSL batting title chase, third in RBI, hits, and doubles...Honored with Florida State League Player of the Week accolades for the period ending August 7; batted .600 (12-for-20) with two home runs, eight RBI, and a two four-hit efforts during that span...Played 3B exclusively after playing all four infield positions his previous three seasons...Only batted under .290 for 11 total days all season...Started strong and finished strong, posting a .379 average in 66 April at bats and a combined .398 mark (43-for-108) between August and September...Crushed opposing pitching with runners in scoring position, raking at a .396 rate with 13 doubles, two triples, three homers, and 77 runs batted in...Finished the season with an 18-game hitting streak, jumping his average from .311 to its season-ending tally of .322...18-game hit streak was tied for second-longest in FSL in 2011...Entered season rated as the second-best third base prospect in the Pirates' system by *Baseball America*

2010...Opened his season in extended spring training...Moved up to West Virginia where he made his season debut on 5/15...Saw action in 67 games for the Power, registering a .275/.354/.424 slash line with six homers and 31 driven in...Kicked off Class A stay with a five-game hitting streak and hits in six of his first seven games...Saw time at 2B, SS, and 3B defensively...Ended season with hits in eight of his final ten games including a 3-for-4 effort with a homer and two runs batted in on 9/6 vs. Hagerstown in West Virginia's season finale...Homered three times in five September contests...Switch-hitter fared much better against right-handers (.290/.360/.460) than lefties (.233/.338/.317)

2009...Made his debut in the States with 35 games in the Gulf Coast League...Batted .271 while seeing time at second, third, and short for the GCL Pirates...Struggled defensively to the tune of an .871 fielding percentage and seven errors in 20 games while at third base...Got better as the season went on, putting up a .319/.373/.426 line in 16 August games versus .240/.255/.280 in 16 July contests...Promoted to State College in late August, making his debut on 8/25 @ Jamestown...Struck out 14 times in 13 NYPL games...Four of his eleven hits with Spikes went for extra bases (two 2B, two 3B)...Posted four multi-hit games with the State College

2008...Saw his first professional action during 42 games with the Venezuelan Summer League Pirates...Posted a perfect 5-for-5 day with two runs scored on 6/23 @ VSL Phillies and a perfect 4-for-4 afternoon with an RBI ten days later on 7/3 @ VSL Mariners

CAREER HIGHS

Hits:

5, 6/23/08 (PIT vs. PHI)

Runs:

2, many times

Home Runs:

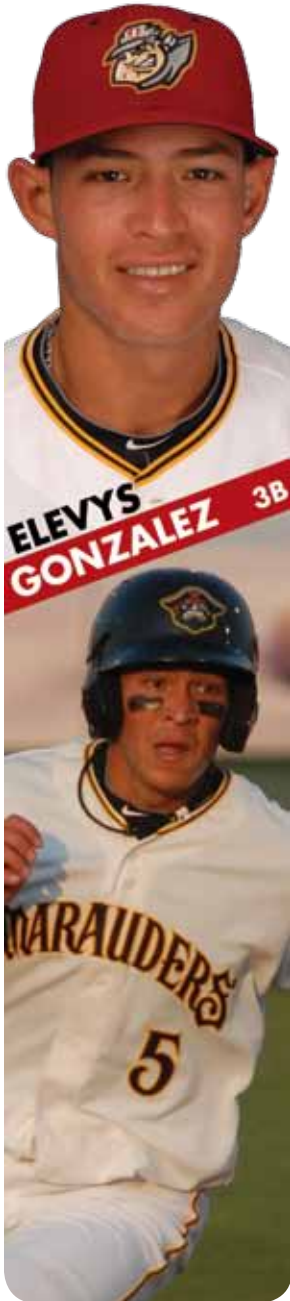
1, many times

RBI:

4, 4x, last - 9/3/11 (BRD @ CHA)

Stolen Bases:

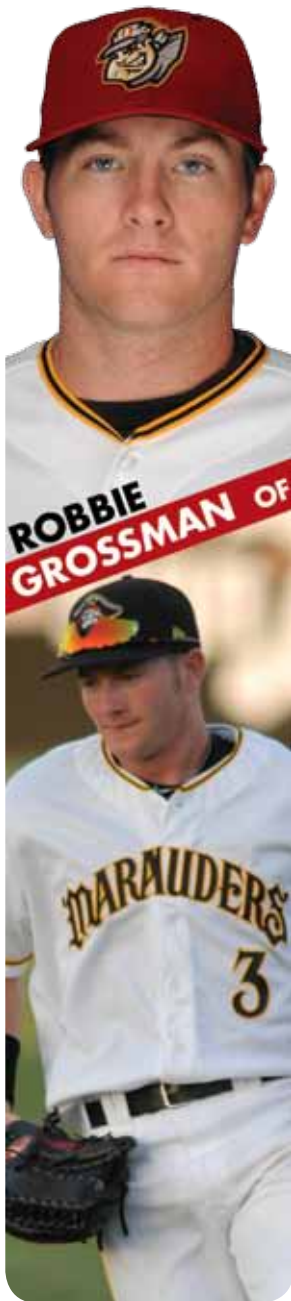
2, 2x, last - 8/5/10 (WVA vs. DEL)



GONZALEZ CAREER STATS

YR	CLUB	AVG	G	AB	R	H	2B	3B	HR	RBI	BB	SO	SB	CS	E
08	VSL Pirates (R)	.311	44	151	20	47	6	1	1	23	11	28	3	1	22
09	GCL Pirates (R)	.271	35	107	17	29	1	2	1	9	5	21	6	3	7
	State College (A)	.216	13	51	5	11	2	2	0	3	1	14	2	1	2
10	West Virginia (A)	.275	67	236	30	65	9	4	6	31	31	48	8	11	15
11	Bradenton (A)	.322	126	454	63	146	36	6	6	83	39	93	7	5	25
MINOR LEAGUE TOTALS		.298	285	999	135	298	54	15	14	149	87	204	26	21	71





Height/Weight: 6-0/205
Birthplace: San Diego, Calif.
Resides: Cypress, Texas

Bats/Throws: S/L
Born: 9/16/89
Acquired: 6th R - 2008

Opening Day Age: 22

CAREER TRANSACTIONS...Selected by the Pirates in the 6th round of the 2008 draft out of Cypress-Fairbanks (Texas) HS

CURVE CUTS...Won the Josh Beckett Award in 2008 for Houston, Texas-area Player of the Year in 2008...First-team All-District 17A selection in '08...Rawlings preseason All-American selection prior to his senior year of HS...49th-best prospect in the country prior to '08 according to *Baseball America*...Aflac All-American in '07 (.415, 9 2B, 4 HR, 19 RBI)...Second-team All-State in 2007...Post-season FSL All-Star in 2011...Scored 127 runs and walked 104 times to become the first player since Nick Swisher in '04 to walk more than 100 times and score more than 100 runs...Named Pirates' Minor League Player of the Year in '11...Named to the Arizona Fall League Top-25 Prospect list in 2011...Enters 2012 as the Pirates' 8th best prospect as rated by *Baseball America*

2011...Played the full season at Bradenton...Began his breakout campaign by batting .282 in 23 games during April...Had his toughest month of the year in May (.240)...Saw his average dip from .282 at the end of April to .259...Began his league-best, 41-game road on-base streak on May 22 at Lakeland...Reached base safely in every road game from 5/22-8/17...Rattled off 10-game hit streak from 6/5-15 (.324)...Followed it up with an eight-game streak a week later...Finished the month with a .341 average in 26 games...Walked twice as much as he struck out in June (30 BB to 15 K)...Started his league-best 42-game on-base streak on 7/3 vs. SLU...Streak lasted through 8/18...Batted .312 in 157 AB in the 42-game streak...Hit safely in 14-straight from 7/13-26 (.389, 21x54)...Finished the month of July hitting .299 in 30 games...Was a perfect 4-for-4 with 5 runs on 8/23 vs. PMB...Ended the year hitting .322 at home (68 games) and .266 on the road (66 games)...Batted .313 after the break and hit 10 home runs (hit three before the ASB)...Named a post-season FSL All-Star...Finished his season in the Arizona Fall League for the Mesa Solar Sox...Hit .375 in 26 games with 7 home runs and 22 RBI...Finished among the AFL leaders in batting (4th, .375), home runs (2nd, 7), hits (3rd, 39), on-base percentage (3rd, .472), walks (T-1st, 20)...Averaged one home run per 14.86 at bats in the AFL...Selected to participate in the AFL Rising Stars Game...Selected to the AFL All-Prospect Team

CAREER HIGHS

Hits:

5, 6/18/09 (WVA @ HIC)

Runs:

5, 8/23/11 (BRD vs. PMB)

Home Runs:

1, many times

RBI:

5, 6/18/09 (WVA @ HIC)

Stolen Bases:

3, 6/1/09 (WVA vs. LC)

2010...Spent the entire season with Bradenton...Was his first stint in High-A...Enjoyed most of his success early on in April (batted .309 in 15 games during the month)...Slumped to hit .185 during May (28 games)...Was 2-for-37 from 5/13-23...Ended up hitting .216 before the break...Collected 4 hits and 4 RBI on 6/28 vs. FTM...Scored four runs on 8/12 vs. JUP...Rebounded in second half to hit .267...Batted .287 in 63 games at home (.204 in 62 on the road)

2009...Got his first taste of full-season ball by spending the entire season with West Virginia...Turned in multi-hit games in three of his first four games...Hit in 10 straight from 4/22-5/9 and again from 6/6-14...Surged into the All-Star Break with a career-high five hits on 6/18 @ HIC...Went into the break hitting .295...Hit just .234 the rest of the way...Enjoyed his best month in June (.323, 2 HR, 16 RBI)...

2008...Started his pro career with the GCL Pirates...Batted .188 in five games

GROSSMAN CAREER STATS

YR	CLUB	AVG	G	AB	R	H	2B	3B	HR	RBI	BB	SO	SB	CS	E
08	GCL Pirates (R)	.188	5	16	3	3	1	0	0	1	4	7	1	0	0
09	West Virginia (A)	.266	116	451	83	120	21	2	5	42	75	164	35	12	5
10	Bradenton (A)	.245	125	470	84	115	29	3	4	50	66	118	15	8	5
11	Bradenton (A)	.294	134	490	127	144	34	2	13	56	104	111	24	10	7
MINOR LEAGUE TOTALS		.268	380	1427	297	382	85	7	22	149	249	400	75	30	17



Height/Weight: 5-10/170
Birthplace: Fort Worth, Texas
Resides: Stephenville, Texas

Bats/Throws: L/R
Born: 6/11/88
Acquired: 9th R - 2009

Opening Day Age: 23

CAREER TRANSACTIONS... Selected by the Pirates in the ninth round of the 2009 draft out of Rice University

CURVE CUTS... Mid-season All-Star for Altoona in 2011... Homered and earned MVP honors at 2011 E.L. All-Star Game... Named a mid-season All-Star in the Florida State League in 2010... Named to the New York-Penn League All-Star team in 2009... Hit .348 in his lone season at Rice University... Was named to the All-NCAA Regional Team and All-Silver Glove Trophy Series team... Batted .375 in NCAA Tournament... *Baseball America* ranked Holt as the 27th-best prospect in the Pirates organization before 2009

2011... Scored Altoona's first run of the season on 4/7 @ ERI... Stole two bases on 4/8 @ ERI... Drove in a pair on 4/9 @ ERI... Was 4-for-5 on 4/25 @ HAR... Ran off a 10-game hitting streak from 4/15-27 (17-for-44, .386)... Had four straight multi-hit games from 5/10-5/13... Delivered first career walk-off hit on 5/22 vs. AKR... Drove in a run in four straight games (5 RBI) from 5/22-25... Had five-game hit streak snapped on 5/30 @ BIN... Recorded his second four-hit game of season on 5/31 @ TRE... Had his sixth three-hit game of the season on 6/14 vs. NBR... Batted .260 in June (worst month average wise of year)... Selected to 2011 Eastern League All-Star Game... Hit 10-for-27 (.370) during 6-game hit streak from 7/6-11... Went 1-for-2 with a home run, two RBI and a run scored in All-Star Game... Was named 2011 E.L. All-Star Game MVP... Scored three runs on 8/10 @ NBR (2)... Delivered walk-off hit on 8/16 vs. NHM... Drew a walk-off walk on 8/22... Had his best average for a month in August (.323)... Batted .295 in 63 games from the leadoff spots (.280 in 67 games batting second)... 18 steals were second-most on the team... 46 multi-hit games were second most on team behind S. Marte (51).

2010... Spent his entire season with High-A Bradenton... Named a FSL mid-season All-Star... Involved in a collision and tore his MCL in his left leg on 6/5, missing the final three months of the season... Had a team-high 18-game hitting streak from 5/7-5/26... Hit safely in 24-of-27 starts... Had a batting average of .351 which included going 22-for-49 (.449) against left-handed pitchers... Hit .383 with 15 RBI in 14 games in April... Batted leadoff in each of his 46 starts... Hit .396 with RISP... Went 5-for-5 on 6/2 vs. Lakeland... Had he played the entire season, his .351 batting average would have led the FSL in 2010

2009... Spent the entire season with Short Season State College... Named a New York-Penn League All-Star... Ranked among the league leaders in hits (third) and strikeouts per plate appearance (third)... Made his professional debut on 6/22 at Mahoning Valley and went 0-for-5... Led State College with a .299 average, 32 points higher than the second placed hitter... Also led State College in hits (76), runs (45), home runs (6) and stolen bases (9)... Hit 5-for-29 (.172) in April and 51-for-196 (.260) in the first half but went 25-for-58 (.431) in the second half of the season... His .299 batting average was second among Pirates farmhands that season

CAREER HIGHS

Hits:

5, 6/2/10 (BRD vs. LAK)

Runs:

3, 4x, last - 8/10/11 (ALT @ NBR)

Home Runs:

1, 8x, last - 5/10/11 (ALT @ HAR)

RBI:

4, 2x, last - 4/16/10 (BRD vs. SLU)


Stolen Bases:

2, 2x, last - 4/8/11 (ALT @ ERI)

FASTFACT PITCHER HOME RUNS

There have only been a total of four home runs hit by Curve pitchers in franchise history. Tim Alderson has two of the four home runs while Aaron France (1999) and Randy Galvez (2001) have the others. By contrast, there have been two more no-hitters (1 for, 5 against) than home runs by pitchers in franchise history.

Altoona



HOLT CAREER STATS

YR	CLUB	AVG	G	AB	R	H	2B	3B	HR	RBI	BB	SO	SB	CS	E
09	State College (A)	.299	66	254	45	76	14	3	6	33	26	31	9	0	9
10	Bradenton (A)	.351	47	194	31	68	12	1	1	27	19	30	6	6	14
11	Altoona (AA)	.288	132	511	62	147	30	9	1	40	50	85	18	10	14
MINOR LEAGUE TOTALS		.303	245	959	138	291	56	13	8	100	95	146	33	16	37



2012 CURVE



Height/Weight: 6-3/198
Birthplace: Bakersfield, Calif.
Resides: Bakersfield, Calif.

Bats/Throws: R/R
Born: 11/24/87
Acquired: 12th R - 2009

Opening Day Age: 24

CAREER TRANSACTIONS...Selected by the Kansas City Royals in the 19th round of the 2006 draft but didn't sign...Taken by the Pirates in the 12th round of the 2009 amateur draft out of Stanford University

CURVE CUTS...Finished his college career 13-12 with a 5.31 ERA in 42 games (37 starts) at Stanford...Went 7-2 with a 4.27 ERA for Stanford's 2008 College World Series team...Made one start for the Cardinal in the CWS, and limited eventual finalist Georgia to just two runs over 5.1 innings...Named the ninth-best prospect in the 2008 Cape Cod League by *Baseball America*...Honored as Stanford's Most Outstanding Freshman after going 4-4 with a 5.74 ERA in 15 games in '07...Tossed his first collegiate complete game in a five-hit win over Washington State on 5/5/2007...Lettered twice in football in addition to his baseball success at Garces Memorial High School in Bakersfield, Calif.

2011...Started the season with High-A Bradenton and made it through eight appearances to the middle of May before being sidelined with the same elbow discomfort that made him miss all of 2010...Returned to the mound with three appearances for the GCL Pirates in August; didn't allow a run in three innings of work...Made it back to the Florida State League for four brief outings in August and September...Allowed just one earned run on four hits in five innings of work (1.80 ERA) in his second Advanced A stint...Notched at least one strikeout in all but one of his twelve appearances (six starts) with the Marauders...Took the ball in eight relief outings for the Mesa Solar Sox in the prestigious Arizona Fall League...Allowed five of his six total earned runs in two of those appearances (three runs in a loss on 10/27 @ Scottsdale, two in a win over Peoria on 11/3)...Posted an overall stat line of 1-1, 7.36 with zero saves in three chances but a 1.50 ERA when removing his two rough days

2010...Entered season tabbed as the Pirates' Best Late-Round Pick from 2009 by *Baseball America*...Did not pitch due to injury...After hitting 96 MPH on the radar gun during spring training, he was expected to begin the year at Class A West Virginia...Elbow discomfort forced him to the disabled list at the beginning of the season and eventually forced the Pirates to shut him down in July

2009...Made just two appearances for State College after signing with the Pirates...Pitched four combined shutout innings without a decision

CAREER HIGHS

IP Starter:

5.0, 2x, last - 5/4/11 (BRD vs. SLU)

IP Reliever:

3.0, 4/13/11 (BRD vs. JUP)

Most Hits:

5, 5/10/11 (BRD @ TAM)

Strikeouts:

2, 6x, last - 5/15/11 (BRD vs. CLR)

Walks:

2, 2x, last - 5/4/11 (BRD vs. SLU)

FASTFACT»STARS SHINE ON ALTOONA

Altoona

Blair County Ballpark took center stage on July 12, 2006 as the Altoona Curve hosted the 2006 UPMC Eastern League All-Star Game. A ballpark-record crowd of 9,308 packed BCB to watch the E.L. Mid-Summer Classic, which was won by the Southern Division All-Stars, 5-3. Curve hometown favorite Brett Roneberg earned Most Valuable Player honors after going 3-for-5 with three RBI in the contest and Harrisburg right-hander Kip Bouknight, who later played for Altoona during the 2007 season, was named the Pitcher of the Game after tossing three scoreless innings to notch the win for the South.

Several ballpark and community events surrounded the E.L. All-Star Game, including the E.L. All-Star Gala, which was held at Blair County Ballpark the day before the game. Highlighting the festivities as part of the event was a concert by rock legend Eddie Money.

INMAN CAREER STATS

YR	CLUB	W-L	ERA	G	GS	CG	SHO	SV	IP	H	R	ER	HR	BB	SO
09	State College (A)	0-0	0.00	2	2	0	0	0	4.0	4	0	0	0	0	2
10				INJURED - DID NOT PLAY											
11	GCL Pirates (R)	0-0	0.00	3	3	0	0	0	3.0	0	0	0	0	1	2
	Bradenton (A)	2-2	2.18	12	6	1	0	0	33.0	28	12	8	2	5	16
MINOR LEAGUE TOTALS		2-2	1.80	17	11	1	0	0	40.0	32	12	8	2	6	20



Height/Weight: 6-3/216**Bats/Throws:** R/R**Opening Day Age:** 25**Birthplace:** Germantown, Tenn. **Born:** 2/25/87**Resides:** Collierville, Tenn.**Acquired:** 21st R - 2009

CAREER TRANSACTIONS... Selected by the Pirates in the 21st round of the 2009 draft out of the University of Mississippi

CURVE CUTS... Fourth professional season... Was a teammate of fellow Pirates' farmhand Nate Baker at Ole' Miss... Was 21-4 at Christian Brothers High School (Tenn.) during his three seasons... Two-time All-State, All-Region and All-Metro selection in 2004 and 2005... Led team to Tennessee State Championship in '05 and a runner-up finish in 2004... Threw seven no-hit innings on 7/24/10 vs. Hagerstown... Earned SAL Pitcher of the Week honors for that start... Finished 7th in the South Atlantic League in ERA in 2010

2011... Began season with Bradenton and received promotion to Double-A Altoona on 6/19... Went 5-0 with a 2.03 ERA in 53.1 IP with BRD... Irwin allowed only 47 hits, 12 walks and recorded 40 strikeouts... Recorded a career-high 10 strikeouts at DAY on 5/26... Lefties hit .180 against Irwin with BRD... Went a season-high seven innings on 6/6 at CHA (7 H, 0 R)... Allowed a season-high 12 hits and four runs on 6/1 vs. BRE... Earned the win with six scoreless innings in his Double-A debut on 6/19 vs. HAR... Did not allow a hit until the fifth inning of his start vs. HAR on 6/19... Suffered first Double-A loss as he allowed four runs in the fourth @ HAR on 6/26... Allowed ten hits and a season-high five runs on 7/1 @ TRE but still earned the win... Earned third win in fourth game after going 6.2 in relief of Major Leaguer Joe Beimel on 7/6 vs. AKR... Took a no decision on 7/11 vs. BOW (6.0 IP, 8 H, 3 R, 0 BB, 6 K)... Had his worst start in Double-A (4.1 IP, 11 H, 9 R, 8 ER, 1 BB) on 7/17 @ ERI... Picked up his fourth win going 6.2 IP and allowing only two runs on 7/27 @ REA... Earned his then organizational-best 10th win of 2011 on 8/2 vs. BtN... Matched a season high with 7.0 IP on 8/24 vs. RIC (12th win of year combined)... Worked another season-high seven innings on 8/31 to earn an organizational-best 13th win... Finished off his stint in Altoona with five innings of one-run (unearned) ball on 9/5 vs. RIC... Finished the season the Pirates Minor League leader in wins (13)... Threw the ball much better at home in Double-A (5-1, 2.53 ERA in 9 games/8 starts) than on the road (3-3, 5.82 ERA in 6 games)... Selected by Pirates to participate in Arizona Fall league... Made one start for the Mesa Solar Sox before leaving the AFL with right forearm tightness

2010... Spent the regular season with the West Virginia Power... Earned first win of the season with a quality start on 4/17 vs. ASH... Had a 1-0 record with a 1.80 ERA in four games (three starts) in April... Made two relief appearances in May due to injury... Came back in June and had a rough month (1-1, 4.37 ERA in 5 starts)... Tossed a season-best 7 innings on 7/2 vs. DEL (4 H, 0 R, 1 BB, 7 K)... Was dynamite in July (3-0, 1.64 ERA, 6 starts, 39 K, 7 BB)... Tossed seven innings in four of his six July starts... Threw seven no-hit innings with two walks and eight strikeouts on 7/24 vs. HAG... Earned SAL Pitcher of the Week honors for that start... Had a 1-1 record with a 2.60 ERA in 10 games (seven starts) before the ASB... Hit hard on 8/10 vs. Lakewood (4.0 IP, 10 H, 10 R, 10 ER, 4 HR)... Had an ERA of 7.00 in five August starts... Tossed seven scoreless in his final start on 9/2 vs. Rome (3 H, 8 K)... Called up to Bradenton for the playoffs... Made one relief outing and gave up three runs in 1.2 IP... 3.35 ERA was seventh best in the SAL at the end of the season

2009... Reported to State College after being drafted out of Ole' Miss... Made seven starts and appeared in 10 games for State College... Earned first pro win on 7/5 at Williamsport in relief... Never walked more than one batter in any of his 10 games... Was 0-2 with a 2.38 ERA in his seven starts

CAREER HIGHS**IP Starter:**

7.0, 8x, last - 8/31/11 (ALT @ BOW)

IP Reliever:

6.2, 7/6/11 (ALT vs. AKR)

Most Hits:


12, 6/1/11 (BRD vs. BRV)

Strikeouts:

10, 5/26/11 (BRD @ DAY)

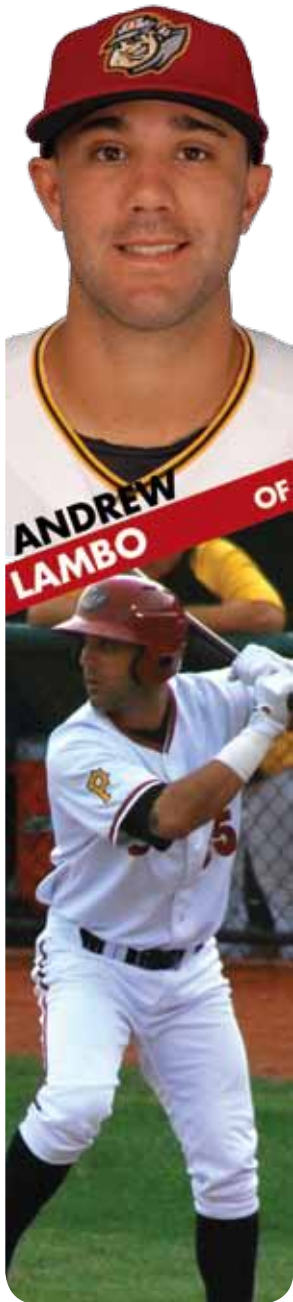
Walks:

3, 2x, last - 8/24/11 (ALT vs. RIC)

**IRWIN CAREER STATS**

YR	CLUB	W-L	ERA	G	GS	CG	SHO	SV	IP	H	R	ER	HR	BB	SO
09	State College (A)	1-2	2.12	10	7	0	0	0	29.2	27	8	7	1	6	32
10	West Virginia (A)	6-3	3.35	23	20	0	0	0	113.0	99	46	42	9	20	111
11	Bradenton (A)	5-0	2.03	10	10	0	0	0	53.1	47	15	12	3	12	40
	Altoona (AA)	8-4	3.81	15	14	0	0	0	87.1	91	42	37	9	10	69
MINOR LEAGUE TOTALS		20-9	3.11	58	51	0	0	0	283.1	264	111	98	22	48	252



**Height/Weight:** 6-3/210**Bats/Throws:** L/L**Opening Day Age:** 23**Birthplace:** Newbury Park, Calif.**Born:** 8/11/88**Resides:** Newbury Park, Calif.**Acquired:** Trade - Los Angeles (NL) on 7/31/10

CAREER TRANSACTIONS...Selected by Los Angeles (NL) in the fourth round of the 2007 draft...Acquired by the Pirates along with pitcher James McDonald in exchange for Octavio Dotel on July 31, 2010

CURVE CUTS...Entered '09 as *Baseball America's* top-rated prospect in the Dodgers system and BA's Best Hitter for Average...Batted .313 in the Fall League in '08 as the youngest player in the circuit...Rated as the fourth-best pro debut among all high school players from the 2007 draft and as the Best Pure Hitter in the Dodgers' '07 class by *Baseball America*...Decided to forego a commitment to play at Arizona State...Grew up a Dodgers fan, graduated from Newbury Park HS (one hour from Dodger Stadium)

2011...Hit .184 in 60 games with Indianapolis to begin the season...Assigned to Altoona from Indianapolis on 6/22...Recorded first multi-hit and multi-RBI game on 6/28 vs. REA...Homered and went 2-for-6 on 7/1 @ TRE...Had three hits and three RBI @ TRE on 7/3...Hit 10-for-29 (.345) with 9 RBI over seven-game hitting streak from 6/30-7/6...Hit .267 in July...Had a six-game hit streak snapped on 8/4 (.458, 11x24, 2 HR, 4 RBI, 2 2B, 5 R)...Raised his average from .222 on 7/27 to .282 on 8/17...Season-best eight game hit streak ran from 8/7-17 (.393, 11-for-28)...Started a new seven-game hit streak from 8/25-9/1...Had best month of the year (in Altoona or Indy) in Aug. (.314, 6 2B, 5 HR, 19 RBI)...Hit .285 after the All-Star break with seven home runs and 29 RBI

2010...Entered the season as the Dodgers seventh best prospect (best OF prospect) according to *Baseball America*...Started the year with Chattanooga (SL)...Hit .271 with 4 HR and 25 RBI in 47 games for the Lookouts...Killed lefty pitching for a .381 clip...Had hit in six straight games for Chat. before being traded...Rattled off nine-game hitting streak from 8/4-13 (.436, 17x39)...Crashed into wall on 8/15 vs. NH and did not play again until 8/22...Was strictly DH or PH until 9/5...Batted .275 with 2 HR and 10 RBI after trade...Recovered for the playoffs and hit .281 (9x32) with 2 2B, 2 HR and 7 RBI in eight playoff games...3 RBI in Game 2 win over Harrisburg on 9/9...Homered and drove in three more on 9/11 @ HAR (Gm. 4, ELDS)...Homered again on 9/17 @ TRE (ELCS, Gm. 3)...Played in the AFL following the season...Hit .274 with 4 HR and 23 RBI in 28 games for Mesa

2009...Played in 130 games for Chattanooga...Had hits in 12 of first 13 games, batting .345 after the season's first two weeks...Homered twice and drove in three on 4/18 vs. MTG...Cooled off in May (.223/.270/.320, 1 HR, 6 RBI) after a hot start to the season in April (.321/.383/.548, 3 HR, 10 RBI)...Named to the SL midseason All-Star team and went 3-for-4 with a double and two runs scored for the North...Played in the AFL for the second straight year, taking part in 21 games with Peoria...Batted .330 with a pair of homers and 18 RBI...Rattled off an 11-game hitting streak during which he posted six multi-hit games and two four-RBI games and batted .449 (22-for-49) with two jacks and 11 RBI...Fared better against left-handed pitching in both the SL and AFL, batting .293 against southpaws for Chat. (vs. .241 against righties) and .375 for Peoria (against .320)

2008...Started with Great Lakes (A) and played in 123 games...Was promoted two levels to Double-A Jacksonville in Aug. to be eligible for Arizona Fall League...Named a MWL midseason All-Star...Doubled three times on the season's fourth day, 4/6 vs. DAY...Tied for fifth in the MWL in 2Bs...Moved up to Double-A just two weeks after his 20th birthday...Tabbed the Southern League's Hitter of the Week (.389, 3 HR, 12 RBI, 1.171 OPS) for the period of 8/25-9/1 (only week in Double-A)...Drove in six runs and scored two more on 8/28 @ MTG...Batted .313 with a homer and 10 RBI in 17 AFL games with Surprise...Notched hits in 14 of his 17 AFL games

2007...Debuted with GCL Dodgers and tore up the GCL, batting .343/.440/.519 with 5 HR, 32 RBI, and 38 R...Finished the year on a nine-game hitting streak (.459, 17x37) to lift his average from .313 to .343...Appeared in his only professional game at third base on 7/18...Checked in second in the GCL in on-base percentage, third in average, and fifth in slugging...Packed his trophy case after the year, named the Most Outstanding First-Year Player by the Association of Professional Baseball Players of America and the Dodgers' Guy Wellman Award winner as the organization's best first-year player

CAREER HIGHS**Hits:**

4, 3x, last - 8/29/08 (JAC @ MON)

Runs:

3, 2x, last - 8/7/10 (ALT @ HAR)

Home Runs:

2, 2x, last - 4/18/09 (CHT vs. MTG)

RBI:

6, 8/28/08 (JAC @ MON)

Stolen Bases:

1, many times

LAMBO CAREER STATS

YR	CLUB	AVG	G	AB	R	H	2B	3B	HR	RBI	BB	SO	SB	CS	E
07	GCL Dodgers (R)	.343	54	181	38	62	15	1	5	32	29	34	1	2	2
08	Great Lakes (A)	.288	123	472	58	136	33	2	15	79	41	110	5	2	7
	Jacksonville (AA)	.389	8	36	7	14	2	1	3	12	2	9	0	0	1
09	Chattanooga (AA)	.256	130	492	70	126	39	1	11	61	39	95	4	3	5
10	Chattanooga (AA)	.271	47	181	26	49	11	2	4	25	15	39	1	1	3
	Altoona (AA)	.275	26	91	12	25	1	0	2	10	9	30	0	0	0
11	Indianapolis (AAA)	.184	60	185	19	34	11	0	3	17	17	48	1	0	0
	Altoona (AA)	.274	69	252	35	69	17	0	8	41	26	59	4	3	9
MINOR LEAGUE TOTALS		.272	517	1890	265	515	129	7	51	277	178	424	16	11	27



Height/Weight: 5-11/195
Birthplace: Raleigh, N.C.
Resides: Apex, N.C.

Bats/Throws: R/R
Born: 2/3/89
Acquired: 4th R - 2007

Opening Day Age: 23

CAREER TRANSACTIONS... Selected by Pirates in the fourth round of the 2007 draft out of Middle Creek (N.C.) HS

CURVE CUTS... First name is Frederick...Middle name is Quincy...Led the Florida State League in 2010 with 100 RBI...Named a FSL mid-season and post-season All-Star in 2010...Ranked as the 21st best prospect in the Pirates organization by *Baseball America* entering 2011

2011... Drove in both of Altoona's runs on Opening Day in Erie...Hit two home runs on 4/28 @ HAR...First multi-HR game for a Curve player...April (.257, 2 HR, 10 RBI)...Followed it up by batting .200 in May...Got hot at the end of May on seven-game road trip through BIN and TRE (10-for-29, 2 2B, 3 HR, 6 RBI)...Stumbled the rest of June to bat .186 in 26 games...Had nine-game hitting streak snapped on 7/8...Had an XBH in six straight games 6/30-7/5...Recorded 2nd multi-HR game of the season on 7/9 as (4 RBI)...Hit .250 during 21 games in July...Doubled in 3 runs trailing by one in the eighth vs. BIN on 8/3 to win the game...Had third multi-homer game of the year on 8/13 vs. REA...Hit 15-for-30 (.500) with five multi-hit games during seven-game hitting streak (8/10-17)...Hit .265 in August (28 games) with 19 RBI...Was 3-for-4 with HR, 2 RBI on 9/2 vs. RIC...Batted .283 (43-for-152) after the break

2010... Played all season with Bradenton...Hit the first home run in Marauders history on April 8 as part of a 3-for-3 night with 3 RBI and 2 BB...Hit a grand slam on 4/13 @ JUP...Blasted the first grand slam in Bradenton's history (at home) on 4/20 vs. JUP...Had three, four-RBI games in April...Had best month in terms of average in April (.298)...Hit three of the first five grand slams in the FSL...The three grand slams by one player tied a FSL record...Put together a nine-game hit streak from 5/21-5/29...Rebounded from a .243 average in May to post a .277 clip in June...Selected as an FSL mid-season All-Star and was 2-for-5 with 2 R and a SB in the game...Score decisive run in 10th inning...Was 3-for-30 from 6/27-7/4...July batting average (.241) was the worst of any month of the season...After hitting 11 home runs from April-July, hit seven in Aug. and a total of eight in his final 33 games...Drove in his 100th RBI on 9/3 @ CHA (led league)...19 home runs were second-most in FSL...Ranked among the league leaders in hits (fifth), extra-base hits (second), runs (tied for third) total bases (third) and HR/AB (third)...Hit .311 for the season with RISP...Was 0-for-11 in the playoffs...Played winter ball in Australia for Adelaide...Hit .313 with five home runs and 25 RBI in 31 games...Had a six-game stretch where he was 13-for-28 (.464) with four home runs and 12 RBI

2009... Spent the season with West Virginia...Got off to a slow start, hitting .169 through his first 17 games...Brought his average up nearly 75 points from May 1 (.176) to May 10 (.250)...Registered a season-best four hits on 5/15 vs. DEL...Earned SAL Player of the Week honors on 5/11...Hit .312 in 24 games during May (2 HR, 14 RBI)...Homered twice and drove in four runs on 7/26 vs. CSC...Hit .330 in 25 July games with 4 HR and 20 RBI (best month of the season)...Seven of his 11 home runs came in the 2nd half of the season...Hit .169 in final 31 games...Finished the season tied for second in the SAL in triples (10)...70 RBI were tied for fourth most among Pirates' farmhands

2008... Entire season was spent with the State College Spikes...Had a slow start to the season (.184 BA through first 10 games)...Hit safely in eight straight from 7/25-8/2 to bring his average from .211 to .270...Streak included a 4-for-4 game on 7/31 at BAT

2007... Began his professional career with the GCL Pirates...Belted first professional home run on 7/1/07 vs. the GCL Red Sox...All three home runs came in the month of July (best month of the season with .270 average and 14 RBI)

CAREER HIGHS

Hits:

4, 2x, last - 5/15/09 (WVA vs. DEL)

Runs:

3, 4x, last - 6/19/11 (ALT vs. HAR)

Home Runs:

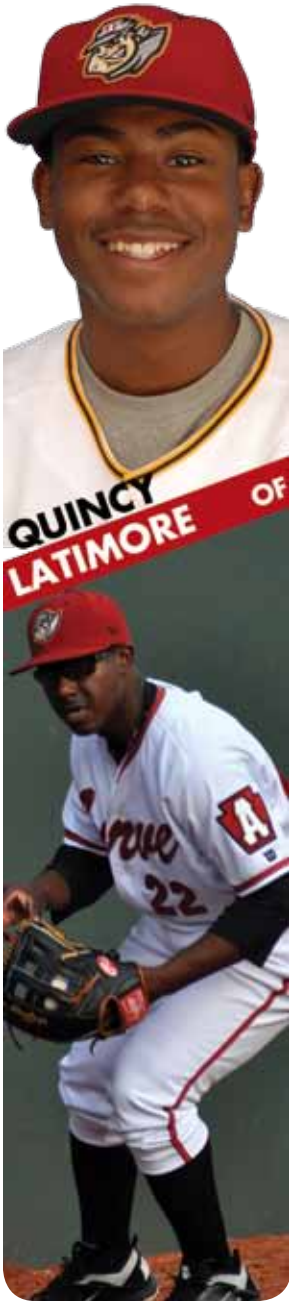
2, 4x, last - 8/13/11 (ALT vs. REA)

RBI:

4, 8x, last - 7/9/11 (ALT vs. BOW)

Stolen Bases:

2, 5x, last - 8/30/10 (BRD vs. CHA)

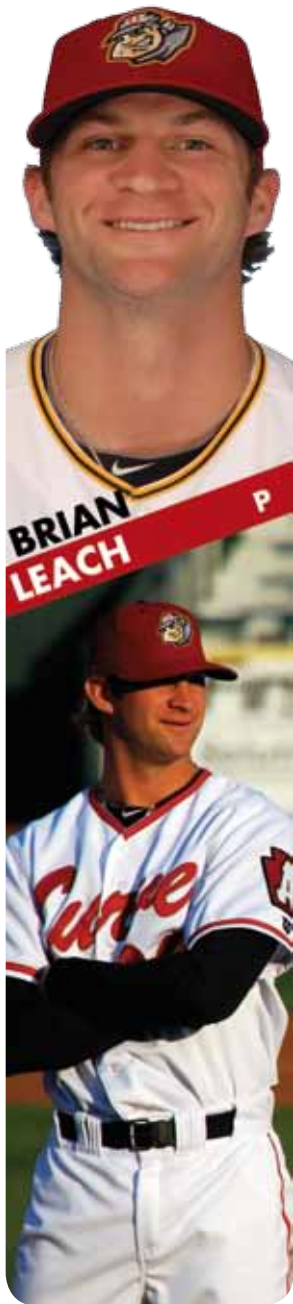


LATIMORE CAREER STATS

YR	CLUB	AVG	G	AB	R	H	2B	3B	HR	RBI	BB	SO	SB	CS	E
07	GCL Pirates (R)	.257	45	171	29	44	9	2	3	17	16	25	13	4	1
08	State College (A)	.244	59	221	25	54	14	5	3	20	13	53	6	4	6
09	West Virginia (A)	.251	118	479	63	120	24	10	11	70	23	116	3	3	14
10	Bradenton (A)	.266	134	518	84	138	31	2	19	100	30	136	11	1	7
11	Altoona (AA)	.239	128	457	52	109	32	1	15	59	33	140	7	8	8
MINOR LEAGUE TOTALS		.252	484	1846	253	465	110	20	51	266	115	470	40	20	36



2012 CURVE



Height/Weight: 6-3/200
Birthplace: Flowood, Miss.
Resides: Brandon, Miss.

Bats/Throws: R/R
Born: 4/14/86
Acquired: 25th R - 2008

Opening Day Age: 25

CAREER TRANSACTIONS...Selected in the 38th round of the 2007 amateur draft by the Kansas City Royals (did not sign)...Selected in the 25th round of the 2008 amateur draft by Pittsburgh out of Southern Mississippi

CURVE CUTS...Fifth professional season...Was working toward a degree in business management with a minor in banking finance at So. Miss.

2011...Made Double-A debut at ERI on 4/9....Allowed a run on two hits with three walks...Allowed at least one run in six of his 10 outings with Altoona...Walked 15 batters in 15.0 IP while giving up 14 hits...Also allowed 15 runs in his 15 innings of work...Placed on the DL on May 3rd with a sore left ankle...Missed nine games and was activated on 5/13...Gave up eight runs over his next 3.1 IP (three outings)...Assigned to Bradenton on May 23rd...Pitched in seven games out of the bullpen for the Marauders before being thrust back into the starting rotation...Made four consecutive starts from 6/24-7/10...Allowed 24 runs (22 earned) in his four starts across 15.2 IP...Only made one start the remainder of the season as he spent a majority of time coming out of the 'pen...Struck out five without allowing a hit over 3.0 IP on 7/21 vs. TAM...Outing against Tampa was the most effective of the season...Permitted almost one run per inning in 22 games with Marauders (49 R, 52.0 IP)...Opponents hit .298 off him with the Marauders

2010...Spent the season with High-A Bradenton (FSL)...Came out of the bullpen on Opening Day and notched the win...Threw five scoreless innings of one-hit ball in a win on 4/19 vs. JUP...Lost next four decisions...Next win came on 6/15...Lasted a season-high 7.0 innings in win over St. Lucie (0 R, 0 BB, 8 K)...Whiffed a career-best nine batters on July 24 vs. Dunedin (Game 2)...Won five of his last six starts and finished August 4-1 with a 2.00 ERA (five games/four starts)...Had an ERA that was more than 1.5 runs lower in the second half of the season...Lost his only playoff start vs. CHA (4.2 IP, 6 H, 5 R)

2009...Promoted to Low-A West Virginia (SAL)...Posted a 1-0 record with a 2.28 ERA (19 G/1 GS) before the All-Star break...Opponents hit .221 with lefties having more trouble at .215...ERA was almost a full run lower on the road (2.50) than at home (3.48)...Had a span of 12 outings (three starts) in which he allowed one run or fewer (42.0 IP, 0.85 ERA, 4 ER) from 5/30-7/3...Did not allow an earned run in the month of June (permitted just one run overall in 18.0 IP)...Tossed a career-high 8.2 IP and allowed just three hits with seven strikeouts on 8/27 @ BG...Almost half (five) of his 12 starts were quality starts

2008...Made his professional debut with State College (NYPL) on 6/21/08 vs. AUB and pitched a scoreless inning...Proceeded to allow 11 earned runs on 14 hits in his next three outings...Allowed an unearned run on one hit in five innings in his first professional start (7/7 @ ONE)...Earned his first professional win on 7/25 over Batavia (5.0 IP, 3 H, 0 R, 5 K)...Enjoyed his best month with the Spikes in July (6 G/3 GS, 2.16 ERA, 19 K, 5 BB)

CAREER HIGHS

IP Starter:

8.2, 8/27/09 (WVA @ BG)

IP Reliever:

6.0, 2x, last - 8/27/10 (BRD vs. CHA)

Most Hits:

10, 7/16/09 (WVA @ AUG)

Strikeouts:

9, 7/24/10 (BRD vs. DUN)

Walks:

7, 4/29/10 (BRD vs. PMB)

LEACH CAREER STATS

YR	CLUB	W-L	ERA	G	GS	CG	SHO	SV	IP	H	R	ER	HR	BB	SO
08	State College (A)	1-3	3.98	16	8	0	0	0	54.1	54	30	24	4	20	36
09	West Virginia (A)	7-4	2.96	32	12	0	0	0	109.1	91	49	36	8	39	88
10	Bradenton (A)	9-9	3.85	27	25	0	0	0	138.0	144	70	59	6	44	98
11	Altoona (AA)	0-0	9.00	10	0	0	0	0	15.0	14	15	15	0	15	7
	Bradenton (A)	3-4	7.62	22	5	0	0	0	52.0	62	49	44	7	25	33
MINOR LEAGUE TOTALS		20-20	4.35	107	50	0	0	0	368.2	365	213	178	25	143	262

Height/Weight: 6-6/222
Birthplace: Summit, N.J.
Resides: Gillette, N.J.

Bats/Throws: R/R
Born: 9/14/84
Acquired: MiFA - 8/23/11

Opening Day Age: 27

CAREER TRANSACTIONS... Selected by the San Francisco Giants in the 50th round of the 2007 amateur draft out of Villanova...Signed to a minor league deal by the Pirates on August 23, 2011

CURVE CUTS... Served as one of Villanova's top two starters every season during his four-year college career...Attended Delbarton High School in Morristown, N.J. where he lettered three times in football, basketball, and baseball...Named Delbarton's Team Pitching MVP, first team All-Conference, second team All-County and All-Area, and third team All-Parochial selection...As a quarterback, was tabbed a first team All-Conference, All-County, All-Area, All-Parochial choice and an All-State third teamer

2011... Dominated the independent Atlantic League as a member of the Long Island Ducks...Led the Atlantic League in all three pitching Triple Crown categories, setting the pace in wins (14), ERA (1.79), and strikeouts (115) through 22 appearances (17 starts) at the time of his signing...14 wins set a Ducks franchise record...Joined the Curve in August and made a strong debut with four relief appearances...Took the ball for Altoona for the first time on 8/25 @ Binghamton and surrendered one earned run in two innings, the only run he'd allow with the Curve...Tossed 7.2 total innings in the Eastern League, giving up one run on six hits (1.17 ERA) and not recording a decision...Returned to Long Island just before the playoffs...Struck out 14 batters on 9/15 @ Southern Maryland but took the loss...Pitched in Game 1 of the Liberty Division Championship Series and notched the win for Long Island (6.0 IP, 8 H, 2 R, 2 ER, 1 BB, 4 K)...Took the ball in Game 1 of the Atlantic League Championship series and earned the win (7.0 IP, 7 H, 0 R, 1 BB, 10 K)...Took the ball in Game 4 of the ACS and earned a no decision (6.0 IP, 7 H, 1 R, 1 ER, 0 BB, 3 K)...Played offseason ball with the Cañeros de Los Mochis of the Mexican Pacific League on a staff with current and former major leaguers Alex Cintron, Dennys Reyes, Dan Serafini, and Ricardo Rincon...Entered his second-to-last appearance of six total (five starts) with a 3.18 ERA but was rocked for six earned runs in 2.1 innings on 12/17 vs. Mexicali...Finished the season with one appearance out of the bullpen, giving up one tally on two hits in 3.1 innings on 12/30 vs. Culiacan

2010... Released by the Giants at the end of spring training...Signed with Newark of the Atlantic League...Went 6-9 with a 6.09 ERA for the Bears in 26 games (24 starts)...Struggled with the longball, yielding 21 homers in 130 innings pitched

2009... Jumped to full-season ball for the first time and spent the season with the South Atlantic League's Augusta GreenJackets...Started 21 of his 22 total appearances with Augusta...Racked up 70 strikeouts against just 26 walks over his 123.1 innings...Allowed a .279 opponents' batting average against

2008... Stepped up to Salem-Keizer in his second professional season...Made 15 starts for the Volcanoes and went 4-3 with a strong 2.44 ERA in 15 starts...Struck out 75 in 81 innings and, even more impressively, walked just seven...Ranked first in the Northwest League in ERA and third in strikeouts...Posted a career-best WHIP of 0.86

2007... Made his pro debut with the AZL Giants, starting one of nine appearances and ending the year 1-1 with a 1.13 ERA...Allowed eight total runs, but just two were earned in his 16 innings pitched

CAREER HIGHS

IP Starter:

7.1, 5/7/09 (AUG vs. BG)

IP Reliever:

2.2, 2x, last - 9/4/11 (ALT vs. RIC)

Most Hits:

10, 2x, last - 8/7/09 (AUG vs. CSC)

Strikeouts:

8, 8/14/09 (AUG @ HAG)

Walks:

3, 2x, last - 8/21/09 (AUG vs. SAV)



LOREE CAREER STATS

YR	CLUB	W-L	ERA	G	GS	CG	SHO	SV	IP	H	R	ER	HR	BB	SO
07	AZL Giants (R)	1-1	1.13	9	1	0	0	0	16.0	17	8	2	2	1	20
08	Salem-Keizer (R)	4-3	2.44	15	15	0	0	0	81.0	63	24	22	2	7	75
09	Augusta (A)	8-9	4.67	22	21	0	0	0	123.1	139	72	64	9	26	70
10	Newark (IND)	6-9	6.09	26	24	0	0	0	130.0	170	108	88	21	43	119
11	Long Island (IND)	14-5	1.98	24	19	1	0	0	122.2	103	33	27	7	28	131
	Altoona (AA)	0-0	1.17	4	0	0	0	0	7.2	6	1	1	0	3	11
MINOR LEAGUE TOTALS		33-27	3.82	100	80	1	0	0	480.2	498	246	204	41	108	426

2012 CURVE



Height/Weight: 6-7/252

Bats/Throws: L/R

Opening Day Age: 25

Birthplace: Fountain Valley, Calif.

Born: 3/31/87

Resides: Laguna Niguel, Calif.

Acquired: Trade - Seattle (7/29/09)

CAREER TRANSACTIONS... Taken by the Seattle Mariners in the fifth round of the 2008 amateur draft out of Cal State Long Beach...Acquired by Pittsburgh from the Seattle Mariners on 7/29/09 as part of the deal for infielder Jack Wilson and pitcher Ian Snell... Claimed by Arizona in the Major League phase of the Rule 5 draft on 12/8/11

CURVE CUTS... Owns career strikeouts-to-walks totals of 318 to 91, a ratio of 3.49 to 1...Attended the University of Arizona and appeared in six games for the Wildcats in 2007 before transferring to Long Beach State, the alma mater of his parents, Ken and Janet...Went 5-3 with a 2.61 ERA in his lone season on the hill for the Dirtbags, beating Cal in regional play...Attended Dana Hills High School in Dana Point, Calif...Tossed a no-hitter against J.W. North High School during his senior season...Received the U.S. Army Distinguished Athlete of the Year Award in 2005...Will be offered back to Pirates by Arizona for half of the \$50,000 used to select him if he does not stick on the Diamondbacks Major League roster for the entire 2012 season

2011... Spent his entire season with Bradenton, going 7-6 with a 2.84 ERA and a save in 25 appearances (17 starts)...Struck out 99 against just 19 walks...Slogged through April, giving up eight earned runs in his first three appearances and exiting the month with a 1-2 record and a 4.29 ERA in 21.0 innings over five games (three starts)...Rebounded in May (1-0, 2.31, one save in his only opportunity of the season) in 23.1 innings and surged in June (1-2, 1.71, .192 BAA)...Picked up four victories in July...Lefties batted just .185 off Lorin...Selected by the Arizona Diamondbacks in the 2011 Rule 5 Draft

2010... Due to a hip injury, didn't open the season until 6/21 with the GCL Pirates...Made three starts in the Gulf Coast League before moving up to West Virginia on 7/8...Came out of the bullpen for three appearances with the Power before finishing his season with nine straight starts...Overall, went 2-3 with a 5.18 earned run average for West Virginia and allowed a .298 opponents' average against

2009... Opened the season with Seattle's Low-A affiliate in Clinton, Iowa...Posted a 5-4 record accompanied by a 2.44 ERA in 16 starts for the LumberKings before the trade deadline deal that sent him to the Pirates...Went 3-0 with a 1.00 ERA through his first six Midwest League starts...Traded in his MWL duds for those of the West Virginia Power and made seven starts in the Sally League...Dropped his first decision with WVA in his fourth start but won his final three...Overall, went 3-1 with a 1.57 ERA over 34.1 innings for the Power...Did not allow more than one earned run in all but one of his seven starts with WVA

2008... Made his professional debut with the Short-Season A Northwest League's Everett AquaSox...Took the ball in five starts, putting up a 2.82 ERA and 29 strikeouts against nine walks...Earned the lone win of his first pro season on 6/22 vs. Boise with six innings of one-run ball and an emphatic 13 strikeouts with no walks...Made the jump to Class A in mid-July, seeing time in eight games (six starts) for the Wisconsin Timber Rattlers and going 0-2 with a 4.80 earned run average...Rated as Seattle's 28th-best prospect after his rookie season by *Baseball America*

CAREER HIGHS

IP Starter:

7.1, 5/19/09 (CLI @ WIS)

IP Reliever:

6.0, 4/25/11 (BRD vs. PMB)

Most Hits:

10, 8/16/11 (BRD vs. CHA)

Strikeouts:

13, 6/22/08 (EVE vs. BOI)

Walks:

6, 8/19/09 (WV vs. ASH)

LORIN CAREER STATS

YR	CLUB	W-L	ERA	G	GS	CG	SHO	SV	IP	H	R	ER	HR	BB	SO
08	Everett (A)	1-0	2.82	5	5	0	0	0	22.1	17	10	7	1	9	29
	Wisconsin (A)	0-2	4.80	8	6	0	0	0	30.0	30	17	16	1	16	32
09	Clinton (A)	5-4	2.44	16	16	0	0	0	88.2	61	29	24	9	25	87
	West Virginia (A)	3-1	1.57	7	7	0	0	0	34.1	33	10	6	2	10	29
10	GCL Pirates (R)	0-0	1.29	3	3	0	0	0	7.0	1	2	1	1	3	10
	West Virginia (A)	2-3	5.18	12	9	0	0	0	41.2	50	32	24	5	9	32
11	Bradenton (A)	7-6	2.84	25	17	1	0	1	117.1	103	50	37	7	19	99
MINOR LEAGUE TOTALS		18-16	3.03	76	63	1	0	1	341.1	295	150	115	26	91	318



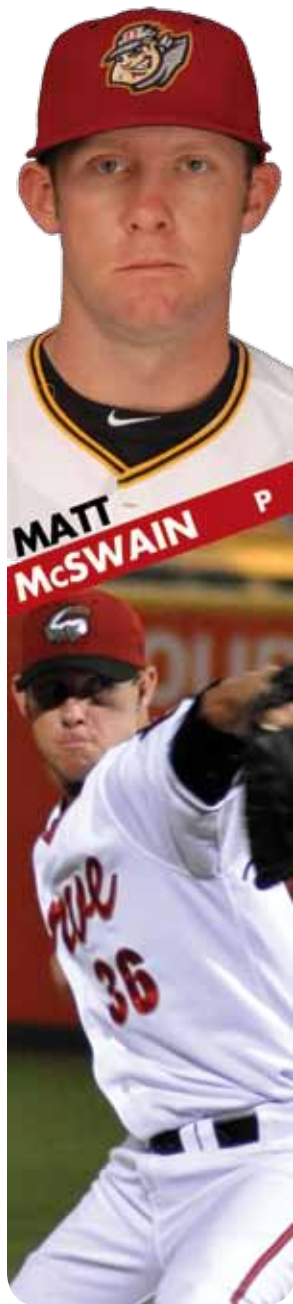
FASTFACT™ DRAFT TIME

Altoona

Listed below are all of the Pittsburgh Pirates draft picks from the 2011 amateur draft. Bold indicates a signed player.

Round	Pick	Player	School	Pos.	B/T	DOB
1	1	Gerrit Cole	UCLA	RHP	R/R	9/8/1990
2	61	Josh Bell	Jesuit College Prep (Texas)	OF	S/R	8/14/1992
3	91	Alex Dickerson	University of Indiana	OF	L/L	5/26/1990
4	122	Colten Brewer	Canton (Texas) HS	RHP	R/R	10/29/1992
5	152	Tyler Glasnow	Hart (Cal.) HS	RHP	L/R	8/23/1993
6	182	Dan Gamache	Auburn University	3B	L/R	11/20/1990
7	212	Jake Burnette	Bradford (Ga.) HS	RHP	R/R	8/10/1992
8	242	Jason Creasy	Clayton (N.C.) HS	RHP	R/R	5/13/1992
9	272	Clay Holmes	Slocumb (Ala.) HS	RHP	R/R	3/27/1993
10	302	Taylor Lewis	Univ. of Maine Orono	OF	L/L	12/18/1989
11	332	Jo-El Bennett-Lowe	Houston (Ala.) Academy	OF	R/R	9/9/1992
12	362	Candon Myles	South Grand Prairie (Texas) HS	OF	L/R	10/24/1992
13	392	Brandon Platts	Mason City (Iowa) HS	RHP	R/R	2/1/1993
14	422	Jordan Dunatov	Horizon (Ariz.) HS	OF	R/R	10/20/1992
15	452	Kody Watts	Skyview (Wash.) HS	RHP	R/R	12/29/1992
16	482	Eric Skoglund	Sarasota (Fla.) HS	LHP	L/L	10/26/1992
17	512	Aaron Brown	Chatsworth (Cal.) HS	OF	L/L	6/20/1992
18	542	Josh Poytress	Fresno State University	LHP	R/L	7/20/1990
19	572	Taylor Nunez	Salmen (La.) HS	RHP	R/R	7/28/1992
20	602	Trea Turner	Park Vista (Fla.) Community HS	SS	R/R	6/30/1993
21	632	Alex Fuselier	Univ. of Louisiana-Lafayette	CF	L/L	6/20/2011
22	662	Michael Jefferson	Louisiana Tech University	LHP	L/L	7/31/1989
23	692	Jordan Cooper	University of Kentucky	RHP	S/R	2/16/1990
24	722	Brian Sharp	California Baptist University	SS	R/R	7/30/1988
25	752	Joshua Martin	Samford University	RHP	R/R	12/30/1989
26	782	Nicholas Flair	Belle Chasse (La.) HS	SS	R/R	10/31/1992
27	812	Ryan Hornback	San Jacinto (Texas) College North	C	R/R	7/19/1991
28	842	Jeffrey Zajac	Walker Valley (Tenn.) HS	LHP	L/L	11/19/1992
29	872	Kirk Singer	Long Beach State University	SS	R/R	12/1/1989
30	902	Matt Benedict	Western Carolina University	RHP	R/R	2/3/1989
31	932	Derek Trent	East Tennessee State Univ.	C	L/R	11/6/1988
32	962	David Jagoditsh	Pima CC (Ariz.)	LHP	S/R	9/4/1990
33	992	Chris Lashmet	Northwestern University	3B	R/R	4/25/1989
34	1022	Juan Rosado	Louisiana State University - Eunice	1B	R/R	5/31/1992
35	1052	Reid Matthews	Dobyns Bennett (Tenn.) HS	2B	R/R	9/11/1992
36	1082	William Ballou	Marshall University	OF	L/R	3/17/1990
37	1112	Rodarrick Jones	Southern University	OF	R/R	7/31/1990
38	1142	Douglas Crumlich	University of California - Irvine	OF	R/R	4/23/1990
39	1172	Rand Ravnaas	Georgetown University	OF	L/R	8/31/1989
40	1202	Raphael Rhymes	Louisiana State University	2B	R/R	10/22/1989
41	1232	Jonathan Schwind	Marist College	OF	R/R	5/30/1990
42	1262	Nick Hibbing	Lakes (Ill.) Community HS	RHP	R/R	8/15/1992
43	1292	William Argo	University of Illinois	OF	R/R	10/15/1989
44	1322	Bobby LeCount	Edmonds CC	3B	R/R	1/18/1991
45	1352	Robert Ingram	Yavapai College	LHP	L/L	10/18/1991
46	1382	Jeff Schalk	Wheaton North (Ill.) HS	OF	L/R	7/19/1992
47	1412	Jordan Deluca	Tussey Mountain (Pa.) HS	OF	R/R	9/12/1992
48	1442	Zachary Thompson	Grace Prep Academy (Texas)	RHP	R/R	10/23/1993
49	1472	Austin White	Arkansas (Ark.) HS	3B	L/R	7/13/1993
50	1502	Zechariah Lemond	Waltrip (Texas) HS	RHP	R/R	10/9/1992





Height/Weight: 6-1/201
Birthplace: High Point, N.C.
Resides: Sophia, N.C.

Bats/Throws: R/R
Born: 8/15/85
Acquired: NDFA - 2006

Opening Day Age: 26

CAREER TRANSACTIONS...Signed as a non-drafted free agent on 7/26/06 out of Elon (N.C.) University

CURVE CUTS...Seventh professional season...First name is actually Samuel (Matthew is his middle name)...Led Elon in strikeouts with 69 in 2005...Carolina League Pitcher of the Week for Aug. 17-23, 2009...Had Tommy John Surgery which ended his college career in 2005

2011...Began the season with Bradenton...Struck out 11 in six innings of relief on 4/18 @ Jupiter (Set a franchise record by surpassing J. Locke's 10 in 2010)... Promoted to Altoona on 4/28...Allowed four runs in 4 IP in his debut on 4/28 @ HAR...Had a 3.05 ERA over his 10 appearances, 20.2 IP from 5/18-6/18...Worked 3.2 innings of scoreless relief on 7/17 @ ERI... Gave up two runs on 8/20 vs. REA in his first start with Altoona (5.0 IP)...Started on 8/25 @ BIN and allowed two runs in five innings for the second straight time...Turned in his best month of the year with Altoona during August (0-0, 2.89 ERA in seven games/two starts)...Posted a 2.67 ERA in 11 games (two starts) after the All-Star break (1-0, 4.50 in 21 games before)...Had an ERA of 3.05 in his last 56 IP, 19 ER after May 23rd... After the ASB, opps. hit .198...Ranked second among EL relievers in fewest baserunners/9IP (10.74)

2010...Spent the season with High-A Bradenton...Joined the team on 6/19...Made 19 appearances, six starts...Pitched five shutout innings vs. PMB on his birthday 8/15...Struck out only 27 batters in 59.1 IP, but walked just 10...In 13 relief appearances, McSwain had a 3.77 ERA in 31 IP and in six starts, he had a 3.49 ERA in 28.1 IP

2009...Spent the year at Lynchburg (CAR)...Started 25 of his 28 games...Owned a 2.92 ERA in 14 games at home...4.01 ERA in 14 games on the road...Gave up three home runs in 144.1 IP...Went 5-0 in six starts in the month of May (2.65 ERA, 20 K, 5 BB)... Followed up May with a 2-2 record and a 1.82 ERA in five outings in June...Pitched a seven-inning, complete-game shutout on 8/23 versus Winston Salem (7.0 IP, 3 H, 0 R, 0 BB, 6 K)...Win earned him Carolina League Pitcher of the Week for Aug. 17-23 ...Had the second lowest ERA of any starter on the team with at least 15 games started...11 wins led the squad...His 3.43 ERA was sixth best in the league while his 11 wins were tied for second most...The 144.1 IP also ranked him third in the league...Was 1-0 with a 3.00 ERA in three appearances for the 'Cats in their playoff run to the Mills Cup

2008...Began the campaign with Hickory (SAL)...Made his first 25 appearances out of the bullpen...Went through his first 17 appearances with a 3-0-1 record and a 1.05 ERA...Didn't allow an earned run through April (8 G)...Was 1-2 with a 2.12 ERA as a starter (seven games)...Turned in an eight-inning shutout performance in Charleston on 7/28...Was 3-1 with a 1.44 ERA on the road (15 app./3 GS)...Righties hit just .197 off him in Hickory...Bounced between Hickory and Lynchburg from late April (4/27) to early May (5/12)... Stayed with Hillcats as a starter after being called up on 8/6...His 43 combined appearances were fourth among Pirates farmhands

2007...Played two games with GCL Pirates...Promoted to Hickory...Earned his first career save on 6/24 at ORI... Used as a reliever for the first six games with Hickory before finishing the year with nine starts...ERA was almost three full runs lower on the road (4.54) than at home (7.25)...Had his only quality start of the year against Savannah on 8/5 (6.0 IP, 5 H, 1 R, 4 K)

2006...Made his organizational debut with the GCL Pirates @ RDS on 8/14...Notched first career win in only other appearance (8/17 @ TWI)

CAREER HIGHS

IP Starter:

8.0, 2x, last - 5/28/09 (LYN vs. SAL)

IP Reliever:

5.0, 6/11/11 (ALT @ REA)

Most Hits:

11, 6/15/09 (LYN @ MB)

Strikeouts:

11, 4/18/11 (BRD @ JUP)

Walks:

4, 7/24/07 (HIC vs. AUG)

McSWAIN CAREER STATS

YR	CLUB	W-L	ERA	G	GS	CG	SHO	SV	IP	H	R	ER	HR	BB	SO
06	GCL Pirates (R)	1-0	0.00	2	0	0	0	0	4.0	0	0	0	0	1	4
07	GCL Pirates (R)	1-0	4.50	2	0	0	0	1	6.0	7	3	3	0	1	7
	Hickory (A)	3-2	5.59	15	9	0	0	0	58.0	64	37	36	8	25	50
08	Hickory (A)	4-5	2.17	32	7	0	0	4	70.2	62	22	17	5	13	50
	Lynchburg (A)	2-2	5.02	11	5	0	0	1	37.2	45	22	21	4	9	23
09	Lynchburg (A)	11-8	3.43	28	25	1	1	1	144.1	162	60	55	3	23	64
10	Bradenton (A)	2-3	3.64	19	6	0	0	0	59.1	70	26	24	2	10	27
11	Bradenton (A)	3-1	1.89	4	1	0	0	0	19.0	15	8	4	1	3	17
	Altoona (AA)	2-0	3.76	32	2	0	0	0	67.0	60	29	28	11	17	29
MINOR LEAGUE TOTALS		29-21	3.63	145	55	1	1	7	466.0	485	207	188	34	102	271



Height/Weight: 6-0/177
Birthplace: Bellflower, Calif.
Resides: Carson, Calif.

Bats/Throws: L/L
Born: 10/20/84
Acquired: MiFA - 1/30/10

Opening Day Age: 27

CAREER TRANSACTIONS...Signed by the Los Angeles Angels of Anaheim as a non-drafted free agent on 1/11/07...Signed by Pittsburgh as a minor league free agent on 1/30/10

CURVE CUTS...Sixth professional season...2007 Arizona League MVP...2007 mid-season and post-season All-Star selection

2011...Promoted from Extended Spring Training to Double-A Altoona on 6/9... First hit of the season was a triple on 6/11 @ REA...Received back from Triple-A on July 22...Hit .235 in 11 games, 34 AB with Indianapolis...Returned to Altoona on July 23rd and went 2-for-4 with a 2-R triple...Had two hits in his final 20 at bats...Drove in Altoona's only runs on 8/17 vs NHM (2)...Placed on the DL for the remainder of the season on August 19

2010...Was his first season with the Pirates organization...Assigned to High-A Bradenton to start the season...Played in four games for the Marauders and hit .200 (1x5) with three runs scored and a walk...Homered in his first Double-A game on 6/8...Started Curve career with six-game hit streak from 6/8-19 (8x17, .471)...Hit .350 (21x60) before the All-Star break but hit just .160 (21x131) after...Had Altoona's first pinch-hit home run of the season on 7/15 @ HAR...Went 2-for-43 from 8/3-8/18...Hit .108 (8x74) in 26 August games...Turned it up for the playoffs and hit .286 (4x14) with a home run and three RBI in five playoff games...Hit a solo home run on 9/17 @ TRE (Gm. 3, ELCS)

2009...Returned to Rancho Cucamonga (CAL) to begin the season...Hit .238 in 27 games for the Quakes...Came in as a relief pitcher on 4/15 vs. VIS and pitched 1.1 scoreless, hitless innings while walking two...Was 3-for-4 with a double, two RBI and two runs scored on 4/26...Released by the Angels on 5/27...Caught on with the St. Paul Saints of the American Association...Batted .264 with 2 HR and 19 RBI in 39 games

2008...Promoted to Cedar Rapids (MID) to begin the season but played in just one game (1-for-3 on 4/4) before earning the call to High-A Rancho Cucamonga (CAL)...Batted .257 in 118 games with the Quakes...Hit much better at home (.282 in 59 games) than on the road (.231 in 59 games)...15 home runs were third most on the team...Stole 36 bases in 42 attempts...Blasted first professional home run on 4/13 vs. VIS...Hit .294 in the month of April (one of his best months of the year)...Went 6-for-37 (.162) over an 11-game stretch from 5/6-5/16 to drop his average from .301 to .258...Hit safely in nine-straight games from 5/26-6/5 to raise his average from .273 to .288...Went 2-for-4 with two home runs on 6/3 @ LNC...Compiled his best month of the season average wise in July, batting .297 in 22 games

2007...Went 2-for-4 with an RBI in his professional debut with the AZL Angels on 6/22 @ AZL Cubs...Led the league in hitting (.344) and triples (10)...Finished fourth in the league in slugging percentage (.500), runs (40), hits (63) and RBI (33)...Hit in 10 of his first 11 games with the club (.417, 1 2B, 4 3B, 10 RBI)...Racked up four hits (4-for-6) on 7/23 @ GCL Brewers with four RBI...Tacked on a nine-game hitting streak near the end of the season (8/9-8/20) and hit .432 (16-for-37) during the streak...Batted .323 with 32 RBI in 68 AB with runners in scoring position

CAREER HIGHS

Hits:

4, 7/23/07 (ANG @ BRE)

Runs:

3, 6x, last - 6/11/11 (ALT @ REA)

Home Runs:


2, 6/3/08 (RC @ LNC)

RBI:

4, 7/23/07 (ANG @ BRE)

Stolen Bases:


3, 6/14/08 (RC vs. MOD)



NORMAN CAREER STATS

YR	CLUB	AVG	G	AB	R	H	2B	3B	HR	RBI	BB	SO	SB	CS	E
07	AZL Angels (R)	.362	44	174	40	63	4	10	0	33	19	19	12	1	3
08	Cedar Rapids (A)	.333	1	3	0	1	0	0	0	0	0	0	0	0	0
	Rancho Cucam. (A)	.257	118	374	77	96	16	9	15	44	66	76	36	6	8
09	Rancho Cucam. (A)	.238	27	80	13	19	4	3	2	12	7	15	0	0	1
	St. Paul (IND)	.264	39	144	21	38	11	1	2	19	18	20	5	5	2
10	Bradenton (A)	.200	4	5	3	1	0	0	0	0	1	0	0	0	0
	Altoona (AA)	.220	71	191	28	42	8	2	4	20	28	49	4	2	1
11	Altoona (AA)	.282	29	71	12	20	3	4	0	9	7	16	2	1	2
	Indianapolis (AAA)	.235	11	34	4	8	3	0	0	3	1	12	1	0	1
MINOR LEAGUE TOTALS		.268	305	932	177	250	38	28	21	121	129	187	55	10	18

2012 CURVE



Height/Weight: 5-11/174
Birthplace: Paterson, N.J.
Resides: Guayama, P.R.

Bats/Throws: S/R
Born: 9/25/85
Acquired: 25th R - 2003

Opening Day Age: 26

CAREER TRANSACTIONS...Selected by the Pirates in the 25th round of the 2003 draft out of Miami Dade College

CURVE CUTS...Signed in 2004 as a draft-and-follow...This season will be Picart's ninth professional season after beginning his career as an 18-year-old...Swiped a career-high 14 bases in 17 attempts in 2010, eight more than his previous career-high of six...Has made one career pitching appearance. In 2008, Picart allowed one run and two hits in one inning...Homered for the first time in 2 years and 10 days on 8/7/11 vs. Trenton (a total of 479 at bats)

2011...Began the season in Extended Spring Training...Promoted to Triple-A Indianapolis for two games in late May...Assigned to Double-A on 5/30...Batted .286 in 12 games during June (10-for-35)... Hit first HR in 2 years and 10 days, 479 at-bats, as the game-winning run on 8/7 vs. TRE

2010...Played the majority of the season with High-A Bradenton...Played 77 games, mostly at shortstop in the absence of the injured Brock Holt...Spent 18 days on the DL with a broken hand, 5/17-6/4, and 16 days on the DL with a hamstring injury, 8/2-8/18...Had a ten-game hitting streak from 5/15-6/15...Hit .311 in the month of April... Was 14-of-17 in stolen base attempts...Drove in 13 runs in 23 games during June while hitting .280...Batted just .208 after the break (.283 before)

2009...Spent the majority of the season with Low-A West Virginia...Enjoyed his best season, hitting .308 in 67 games...Reached base at a .399 clip, aided by more walks (31) than strikeouts (27)...Hit safely in 10-straight games from 8/4-13...Eight of the 10 games in the streak were multi-hit games...Batted .353 with 12 RBI after the break (.274 before it)

2008...Began his season at High-A Lynchburg... In 25 games, Picart hit for an average of .148...Sent down to Low-A Hickory on 6/28...Played in 52 games at Hickory and hit for an average of .253...Played 44 of his 52 games at 2B

2007...Spent entire season at High-A Lynchburg...Was named Carolina League Player of the Week on 8/6 after going 8-for-22 (.363) with 2 HR and 9 RBI...Ended the season with a .236 average in a career-high 258 at-bats in 80 games

2006...Spent the entire season with Short Season Williamsport... Played in 35 games, 123 at-bats and hit .228...Was successful on only 1-of-7 stolen base attempts

2005...Spent the entire season with the GCL Pirates... Played in 26 games and hit for an average of .301... Slugged for a career best .466 as more than one-third of his hits went for extra bases

2004...Made his professional debut on 6/22 with the GCL Pirates...Played in 25 games, 86 at-bats and hit for an average of .256

CAREER HIGHS

Hits:

3, many times

Runs:

3, 5x, last - 7/11/11 (ALT @ TRE)

Home Runs:

1, 11x, last - 8/7/11 (ALT vs. TRE)

RBI:

4, 3x, last - 6/15/10 (BRD @ SLU)

Stolen Bases:

2, 8/15/05 (PIR vs. RDS)

PICART CAREER STATS

YR	CLUB	AVG	G	AB	R	H	2B	3B	HR	RBI	BB	SO	SB	CS	E
04	GCL Pirates (R)	.256	25	86	12	22	3	0	0	6	7	16	0	3	2
05	GCL Pirates (R)	.301	26	103	17	31	10	2	1	8	9	14	6	2	4
06	Williamsport (A)	.228	35	123	12	28	7	1	0	8	3	24	1	6	6
07	Lynchburg (A)	.236	80	258	27	61	14	4	5	35	13	41	1	4	11
08	Lynchburg (A)	.148	25	81	4	12	4	0	0	6	1	12	0	0	8
	Hickory (A)	.253	52	178	21	45	10	0	2	14	12	31	4	4	5
09	GCL Pirates (R)	.300	5	20	0	6	1	0	0	1	0	3	0	1	1
	West Virginia (A)	.308	67	237	29	73	10	4	2	25	31	27	6	7	11
10	GCL Pirates (R)	.429	2	7	1	3	1	0	0	0	0	1	0	0	1
	Bradenton (A)	.245	77	282	41	69	5	2	0	25	22	26	14	3	13
11	Indianapolis (AAA)	.000	2	5	0	0	0	0	0	0	0	0	0	0	1
	Altoona (AA)	.218	56	170	14	37	2	1	1	14	15	35	3	2	5
MINOR LEAGUE TOTALS		.250	452	1550	178	387	67	14	11	142	113	230	35	32	68



Height/Weight: 6-4/212
Birthplace: Fairfax, Va.
Resides: Plano, Texas

Bats/Throws: R/R

Born: 9/1/86

Acquired: Trade - Seattle (7/29/09)

Opening Day Age: 25

CAREER TRANSACTIONS... Selected in the third round of the 2008 amateur draft by the Seattle Mariners out of Nebraska... Obtained by Pittsburgh from the Seattle Mariners on 7/29/09 as part of a seven-player deal that sent SS Jack Wilson and P Ian Snell to Seattle in exchange for 1B Jeff Clement, IF Ronny Cedeno, RHP Nathan Adcock and RHP Brett Lorin

CURVE CUTS... First name is Benjamin (middle name is Aaron)... Grandfather Jim Coates pitched nine seasons in the major leagues (1959-67) for four different teams (Yankees, Senators, Reds and Angels)... Coates was named an All-Star in 1960 with the Yankees and was a part of their 1961 and 1962 World Series championship teams... Pribanic's third-round draft picking was the highest for a Cornhusker since Joba Chamberlain (NYY) was taken in the first round in 2006... Was ranked as the 28th-best prospect in the Pirates organization by *Baseball America* entering the 2011 season

2011... Earned first win at Double-A on 4/17 vs. RIC (6.0 IP, 1 R, 0 ER)... Went two starts and 14 total innings without a walk from 4/11-4/29... Finished April with a 2-0 record and a 1.50 ERA (5 G, 4 GS)... Pitched a CG-7 inn. shutout on 5/21 vs. AKR (1)... Again tossed a season-high 7-innings scoreless on 5/31 @ TRE... Had arguably the worst start of his career on June 17th vs. HAR (Allowed a career-high 14 hits and tied his career-high at the time with seven runs)... Was ejected from game in the fifth inning after throwing inside to Alex Valdez... Recorded a career-high seven strikeouts on 6/25 @ HAR... Named an mid-season E.L. All-Star... Allowed a career-high eight runs on 6/30 @ TRE... Had his worst month of the year in June (0-4, 8.74 ERA in five starts)... Earned first win since 5/31 on 7/21 as he went 6 innings and allowed two runs vs. NBR... Went seven shutout innings for the second time of the season on 7/26 vs. REA... Allowed 10+ hits for the fourth time as he surrendered 12 to Portland on 7/31... Hurled his second seven-inning shutout outing against the R-Phils on 8/12... Went seven innings for the second straight outing on 8/18 vs. NHM... Did not permit more than three runs in any of his last six starts of the season... Finished August with a 3-0 mark and a 2.53 ERA in five starts... Last two starts of the year (1-0, 12.0 IP, 12 H, 2 R, 5 K)... Had the fewest walks per nine innings of any starter in the Eastern League

2010... Spent the season with Bradenton... Led team in starts (27) and IP (154)... Went a career-best eight innings on 6/24 at JUP where he allowed just one run... Went 2-4 with a 5.34 ERA before the All-Star break but went 5-2 with a 2.03 ERA after... Ended the season putting up a 1.50 ERA in July and a 1.67 ERA in August for a combined 1.51 ERA in his last 15 starts of the season... Went 19.2 IP without a walk from 6/19-7/6... Season-high six strikeouts came in seven innings at CHA on 5/7... His 3.33 ERA was ninth-best in the FSL and he led the league in innings pitched (154.0)... Picked up the win for Bradenton in their first playoff game (7.0 IP, 6 H, 0 R, 1 BB, 4 K)... Continued his success in the Arizona Fall League where he made 11 appearances (18, 2.00 ERA)

2009... Earned a promotion to Low-A Clinton (MID)... Started all 17 games for the LumberKings before being traded to the Pirates... Held opposing hitters to a .231 clip with Clinton... Pitched well away from home (2-2, 2.72 ERA in seven starts)... Came out firing in his first month with Clinton (2-1, 2.31 ERA, 4 GS, 8 BB, 21 K)... Was 6-3 with a 2.36 ERA in his 11 starts prior to the All-Star break but just 1-3 with a 5.19 ERA in six starts after... Tossed at least six frames in six of his 17 starts (all quality starts)... Traded to the Pirates on 7/29/09 and reported to West Virginia (SAL)... Went 4-2 with a 2.15 ERA in 7 G (6 GS)... Had a 1.69 ERA in three games at home (two starts)... Half of his six starts with the Power were quality starts... Right handed batters hit just .190 off him in the SAL

CAREER HIGHS

IP Starter:

8.0, 6/24/10 (BRD @ JUP)

IP Reliever:

4.0, 8/4/09 (WVA vs. KAN)

Most Hits:

14, 6/17/11 (ALT vs. HAR)

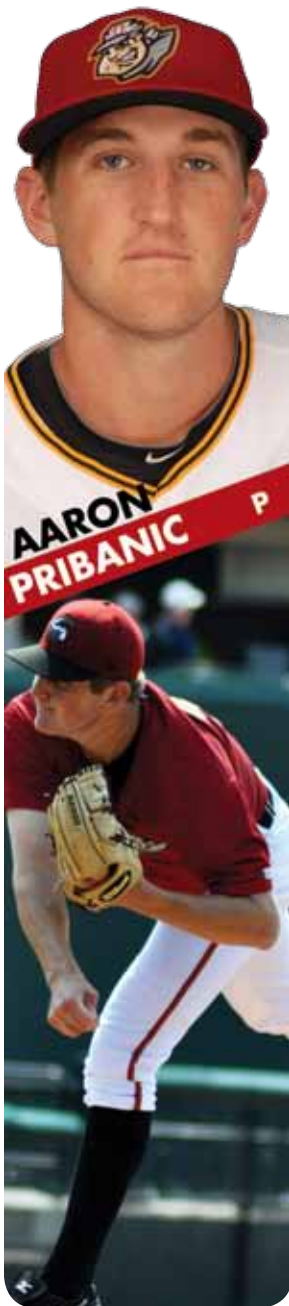
Strikeouts:

7, 6/25/11 (ALT @ HAR)

Walks:

4, 2x, last - 8/6/11 (ALT vs. TRE)

2008... Began professional career in the Arizona League and was hit for five runs on three hits in his first professional outing (8/17/08)



PRIBANIC CAREER STATS

YR	CLUB	W-L	ERA	G	GS	CG	SHO	SV	IP	H	R	ER	HR	BB	SO
08	AZL Mariners (R)	1-2	15.43	3	1	0	0	0	4.2	8	8	8	0	5	5
09	Clinton (A)	7-6	3.21	17	17	0	0	0	87.0	76	41	31	1	26	54
	West Virginia (A)	4-2	2.15	7	6	0	0	0	37.2	32	9	9	5	5	18
10	Bradenton (A)	7-6	3.33	27	27	0	0	0	154.0	157	74	57	9	33	71
11	Altoona (AA)	10-9	3.88	28	27	1	1	0	153.0	169	69	66	13	28	71
MINOR LEAGUE TOTALS		29-25	3.53	82	78	1	1	0	436.1	442	201	171	28	97	219



**Height/Weight:** 6-0/225**Birthplace:** Miami, Fla.**Resides:** Miami, Fla.**Bats/Throws:** R/R**Born:** 5/20/88**Acquired:** 1st R (4th overall) - 2009**Opening Day Age:** 23

CAREER TRANSACTIONS...Selected in the first round (fourth overall) of the 2009 amateur draft out of Boston College

CURVE CUTS...Enters this season ranked as the Pirates seventh best prospect according to *Baseball America* after being ranked second in 2011 and third in 2010...First name is actually Jorge (Anthony is his middle name)...Graduated from Killian (Fla.) HS with a 4.0 GPA...Was a non-roster invitee to Spring Training in each of the past three seasons...Led Boston College in batting average (.346), on-base percentage (.443), home runs (T-14) and runs scored (63) in his final season (Junior)...63 runs scored set a new single-season Eagles record...Cutdown the most basestealers in the ACC (19) in '09...Was the first player in BC history to garner first-team All-ACC team honors...Highest drafted player out of BC in school history...Helped lead BC to its first NCAA Tournament berth in 42 years in '09...Voted by *Baseball America*, *Baseball Prospectus*, and ESPN as the top catcher available in the '09 draft...One of three finalists for the '09 Johnny Bench Award (given to the nation's top catcher)...Picked up the South Atlantic League Batter of the Week award for 8/10-16 after going 10-for-16 (.625) with 4 2B, 2 HR and 10 RBI

2011... Singled in first Double-A at bat on 4/7 @ ERI...Slugged first HR on 4/10 @ ERI...Drove in GW run on 4/27 @ HAR in 11th inning...Hit .262 with one home run and seven RBI in 18 games during April...Had first 3-hit game on 5/2 vs. AKR... Hit game-tying RBI triple on 5/14 vs. ERI...Had best month of the season average-wise in May (.280)...Hit first home run in a month and three days on 6/29 vs. REA... Slumped in June to hit .205 in 24 games...Went 2-for-5 with 4 RBI and a HR on 7/16 @ ERI (Drove in game tying runs in 5-run ninth)...Hit 8-for-27 (.296) over season-long seven game streak from 7/29-8/6 with 5 RBI... Drove in game-tying run in 6th inn. on 8/17 vs. NHM (1)...Hit first HR since 7/16 on 8/23 (2) vs. RIC...Had his second-best month of the year in August (.274)...18 errors defensively led the team...Threw out 30 of 139 potential base stealers

2010...Opened the season with Bradenton and batted .348 with three home runs and 18 RBI in his first month...Cooled a bit in May to bat .314 in 28 games with 12 RBI...Only played in 12 games in June before being struck in the face with a pitch on June 22 vs. St. Lucie...Had to have his jaw wired shut and he would miss the remainder of the regular season...Threw out 9-of-61 would-be base stealers before injury (14.8%)...Hit much better at home (.371 in 32 games) than on the road (.255 in 27 games)...Came back to play in the Arizona Fall League for the Mesa Solar Sox...Hit .206 with four home runs and 9 RBI in 18 games during the AFL...Went 2-for-4 with 2 HR and 4 RBI on 11/11 @ SUR (only multi-homer game of pro career)...Played in the AFL Rising Stars Game

2009...Started his pro career with State College (NYPL) and went 1-for-2 with an RBI in his debut on 6/20...Batted .308 (4-for-13) in just four games for the Spikes before being promoted to West Virginia on 6/30...Hit in eight of his first nine games with WVA...Registered a career-high 5 RBI in win over Delmarva on 7/10...Also hit first professional HR in game on 7/10...Drove in at least one run in eight straight games from 8/9-8/20 (16 total)...Had 10 multi-RBI games in his 41 games with the Power...Tore up pitching with runners in scoring position (.434 BA, 6 2B, 4 HR, 38 RBI, 8 BB)...Threw out 14-of-47 basestealers (29.8%)...Promoted of the year to Lynchburg (CAR) on 9/5...Played three regular season games with the Hillcats...Hit .152 with a double, home run and three RBI in eight playoff games for Lynchburg

CAREER HIGHS**Hits:**

3, 11x, last - 8/30/11 (ALT @ BOW)

Runs:

4, 2x, last - 4/16/10 (BRD vs. STL)

Home Runs:

1, many times

RBI:

5, 7/10/09 (WVA vs. DEL)

Stolen Bases:

1, many times

T. SANCHEZ CAREER STATS

YR	CLUB	AVG	G	AB	R	H	2B	3B	HR	RBI	BB	SO	SB	CS	E
09	State College (A)	.308	4	13	2	4	1	0	0	1	1	2	0	0	1
	West Virginia (A)	.316	41	155	29	49	15	1	7	46	21	34	1	0	9
	Lynchburg (A)	.200	3	10	2	2	2	0	0	1	1	4	0	0	1
10	Bradenton (A)	.314	59	207	31	65	17	0	4	35	28	41	2	1	8
11	Altoona (AA)	.241	118	402	46	97	14	1	5	44	47	76	5	5	18
MINOR LEAGUE TOTALS		.276	225	787	110	217	49	2	16	127	98	157	8	6	37



Height/Weight: 6-2/225
Birthplace: Cardenas, Cuba
Resides: Santo Domingo, D.R.

Bats/Throws: R/R
Born: 5/3/84
Acquired: MiFA - 7/15/11

Opening Day Age: 27

CAREER TRANSACTIONS... Signed by the Arizona Diamondbacks as a non-drafted free agent on September 22, 2006...Released by Arizona after 2011 spring training...Signed by the Pirates as a minor league free agent on July 15, 2011

CURVE CUTS... Defected to the United States from his native Cuba in the summer of 2006 and worked out in the Dominican Republic with four other Cuban defector prospects, Alexis Fonseca, Serguey Linares, Yoslan Herrera, and Yohannis Perez...None of the other four has played professionally since 2010...Herrera saw time in Altoona in 2008 and 2009 and made five starts for Pittsburgh in 2008

2011... Hit .403 in 231 at-bats with the Southern Maryland Blue Crabs of the Atlantic League with 17 doubles and 7 home runs...Led the league in batting by 44 points in batting when he departed...Selected as the starting SS in the Atlantic League All-Star Game...Went 5-for-5 on July 3rd...Coming into his first game with the Curve, Sanchez finished hitting 35-for-67 in his last 17 games, (.522)...He batted fourth and went 1-for-4 in the 2011 Atlantic League All-Star Game...Had 12 multi-hit games in his last 17 games played...Signed as a minor league free agent by the Pittsburgh Pirates and assigned to Altoona on 7/16...Went 2-for-4 with a home run in his first at-bat and 3 RBI in his debut...Broke an 0-for-18 slump with a 2B on 7/22...Had a six-game hit streak snapped on 8/4...Went 4x4 on 8/5 vs. TRE...Hit .324 overall in the month of August... Hit 38-for-108 (.352) in his last 35 games...Killed it at home (.362 average in 23 games)

2010... Reached Triple-A with the Diamondbacks, playing in 105 games for the Pacific Coast League's Reno Aces, seeing time defensively at second, third, and shortstop...Got better as the season went on with monthly averages of: .259 (April), .232 (May), .292 (June), .329 (July), .274 (August), and .318 (September)...Fared extremely better against left-handed pitching (.372, 4 HR, 21 RBI in 86 AB) than righties (.254, 3 HR, 31 RBI in 252 AB) in contrast to his 2009 season...Laced four singles, stole a base, drove home two, and scored two runs in an 8/23 win over Tacoma...Played in six December games for the Tomateros de Culiacan in the Mexican Pacific League over the offseason, batted .208

2009... Leg injuries limited him to just 64 games in Double-A...Saw time at all four infield positions with the Southern League's Mobile BayBears...Struggled against left-handers, batting .196 in 51 AB versus a .291 average in 148 chances against righties...A much better hitter when playing in the field at second base (.323 in 65 AB) than first (.289 in 38), third (.186 in 59), or short (.192 in 26)

2008... Spent his season with Mobile, seeing action at second and short in 122 total games...Started the year on fire, batting .380 in 20 games in the month of April...Posted multiple hits in six of the first seven games of an eventual eight-game hitting streak from 4/11 through 4/21...Played 100 of his 116 games at shortstop...Recorded almost even home-road splits, batting .294 in 248 home at bats and .297 in 246 away...His 146 hits were fifth most in the SL...Also named to mid-season SL All-Star team

2007... Headed to Low-A for his first professional season in the States, playing in 110 games for the South Bend Silver Hawks of the Midwest League...Recorded a .282 average but just a .676 OPS...Struck out fewer than one time in every 11 at bats...Hit in 18 straight games from 7/23-8/17 (.411, 28x68)

CAREER HIGHS

Hits:

4, 4x, last - 8/5/11 (ALT vs. TRE)

Runs:

3, 4x, last - 4/22/09 (MOB @ MTG)

Home Runs:

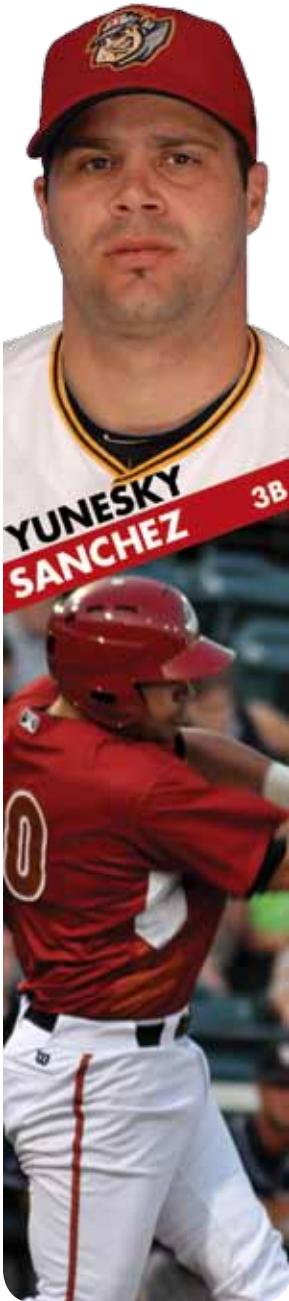
1, many times

RBI:

4, 6/11/07 (SB vs. FTW)

Stolen Bases:

2, 7/29/08 (MOB vs. TEN)

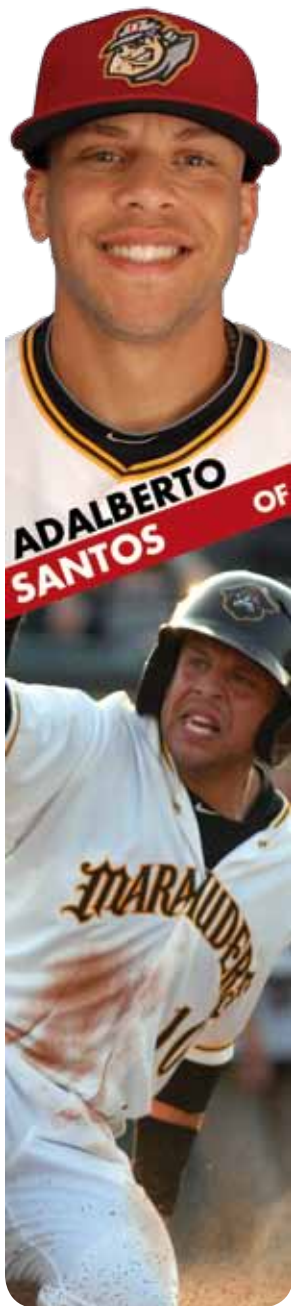


Y. SANCHEZ CAREER STATS

YR	CLUB	AVG	G	AB	R	H	2B	3B	HR	RBI	BB	SO	SB	CS	E
07	South Bend (A)	.282	110	408	49	115	16	2	3	37	25	36	6	6	16
08	Mobile (AA)	.296	122	494	61	146	20	3	0	22	23	41	8	13	15
09	Mobile (AA)	.266	64	199	27	53	7	2	2	18	14	26	3	4	4
10	Reno (AAA)	.284	105	338	42	96	18	2	7	52	26	45	5	4	6
11	So. Maryland (IND)	.403	61	231	41	93	17	2	7	40	14	17	3	1	10
	Altoona (AA)	.299	42	134	13	40	6	0	2	18	6	18	0	1	5
MINOR LEAGUE TOTALS		.301	504	1804	233	543	84	11	21	187	108	183	25	29	56



2012 CURVE



Height/Weight: 5-11/202

Birthplace: Bronx, N.Y.

Resides: Wilmington, N.C.

Bats/Throws: R/R

Born: 9/28/87

Acquired: 22nd R - 2010

Opening Day Age: 24

CAREER TRANSACTIONS...Originally drafted by the Toronto Blue Jays in the 17th round of the 2007 amateur draft and then by the San Diego Padres in the 35th round of 2009; did not sign either time...Selected by the Pirates in the 22nd round of the 2010 amateur draft out of Oregon State University

CURVE CUTS...Named to the 2010 All-Pac 10 Team in his senior season...Transferred to Oregon State from New Mexico Junior College...Attended James Monroe High School in his native borough of the Bronx, N.Y...Monroe has an illustrious baseball history and produced National Baseball Hall of Famer Hank Greenberg and All-Star and world champion Ed Kranepool among others

2011...Leapfrogged Class A West Virginia and started his first full pro season at Advanced A Bradenton...Posted similarly impressive offensive numbers to his rookie season in State College with a .319/.392/.476 slash line, seven homers, and 49 RBI...Ranked fourth in the Florida State League in batting average (fifth-best in the Pirates system)...Swiped 27 bags in 31 attempts on the basepaths, second-most in the Pirates' system...Tried his hand at second base for the first time defensively...Made eight errors in 26 games at 2B versus three errors in 129 career games in the outfield...Had a career-best four hits on 6/3 vs. Brevard County...Drove in a career-high four runs on 8/5 vs. FTM...Caught fire in the second half, batting .344 with 6 HR and 41 RBI (59 games) compared to the first half (.267, 1 HR, 8 RBI in 46 games)

2010...Jumped out of Oregon State straight to the Short-Season A State College Spikes for 63 games...Saw time at all three outfield spots...Named to the New York-Penn League mid-season All-Star Team...Batted .319 with a .406 OBP and .479 SLG, driving in 35 runs and adding 45 runs scored...Finished eighth in the circuit in batting average and fifth in on-base percentage...Honored as the NYPL's Player of the Week for the period of August 23-30 during which he batted .444 (8-for-18) with two doubles, a triple and a home run

CAREER HIGHS

Hits:

4, 6/3/11 (BRD vs. BRV)

Runs:

3, 6x, last - 8/8/11 (BRD vs. JUP)

Home Runs:

1, many times

RBI:

4, 8/5/11 (BRD vs. FTM)

Stolen Bases:

3, 7/1/10 (STC vs. WIL)

FASTFACT™ FIRST GAME IN ALTOONA

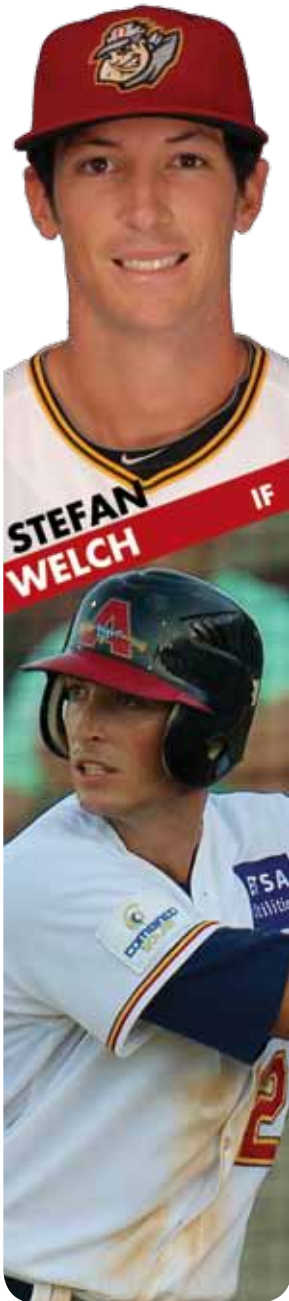
Altoona

The first-ever home game in Curve history took place on April 15, 1999 when a crowd of 6,171 (a sellout) braved rainy conditions and a one-hour rain delay for the home opener against the Bowie Baysox. The Curve defeated the Baysox, 6-1, as Bronson Arroyo tossed 5.1 scoreless innings to notch the first of his 15 wins -- a club record -- which remains intact entering the 2011 season. Garrett Long hit the first home run at BCB, a two-run shot in the fourth inning to give the Curve an early, 2-0, lead. Altoona broke the game open by scoring four runs in the seventh inning, highlighted by a Craig Wilson two-run homer.

SANTOS CAREER STATS

YR	CLUB	AVG	G	AB	R	H	2B	3B	HR	RBI	BB	SO	SB	CS	E
10	State College (A)	.319	63	238	45	76	15	7	3	35	33	31	17	7	1
11	Bradenton (A)	.314	105	353	59	111	22	7	7	49	42	55	27	4	10
MINOR LEAGUE TOTALS		.316	168	591	104	187	37	14	10	84	75	86	44	11	11





Height/Weight: 6-4/192
Birthplace: Alice Springs, Aus.
Resides: Rosslyn Park, So. Aus.

Bats/Throws: L/R
Born: 8/12/88
Acquired: MiFA - 11/17/11

Opening Day Age: 23

CAREER TRANSACTIONS...Signed as a non-drafted free agent by the New York Mets on January 15, 2005...Signed by the Pittsburgh Pirates as a minor league free agent on November 17, 2011

CURVE CUTS...Played for Team Australia in the 2009 World Baseball Classic...Also suited up for his country in the Baseball World Cup in 2009...Selected to the Florida State League mid-season All-Star team in 2010 (St. Lucie)

2011...Spent the entire season in the Florida State League with St. Lucie...Made all 124 defensive appearances at first base...Was 4-for-4 at the plate on 4/25 @ JUP...Batted .275 in 22 games during April...Smacked five home runs in the month of May (most for any month in '11)...Turned in best month of the season in July (.343, 4 HR, 9 RBI) in 29 games...Racked up an 18-game hitting streak from July 11-30 (.446)...18-game streak was tied for second best in the league...Reached base safely in 30 straight games from 7/3-8/3...Streak was tied for sixth best in FSL...Batted .296 vs. RHP (.216 vs. LHP)...Hit nearly 30 points higher at home (.285 vs. .257)

2010...Played all season for High-A St. Lucie...Got off to a hot start, batting .288 in 21 April games...Had a seven-game hit streak (.354, 1 HR, 7 RBI) from 4/13-20...Used a 14-game hit streak to have his best average/month in May (.310)...Streak ran from 4/30-5/14...Batted .382 with 12 RBI during streak...Had a solid first half to the season, hitting .296 with 16 2B, 5 3B, 4 HR, 42 RBI...Named a mid-season FSL All-Star...Went 0-for-2 in the game...Slumped through July and August to hit a combined .170 (33/194)...Hit .222 after the ASB...Hit better at home (.285) than on road (.226)

2009...Began season in Extended Spring Training before being assigned to Low-A Savannah on 4/25...Played in three games before going back to Extended Spring...Assigned back to Savannah on 6/4...Played in 19 games during June and batted .269...Promoted to St. Lucie on July 6...Began his St. Lucie career on a 10-game hit streak (7/6-17)...Batted .452 (19-for-42) during the streak...Went on to hit .337 in 23 games during July...Stumbled in August to hit .233 in 26 games

2008...Started the season with short-season Kingsport...Had seven multi-hit games in his first 11 games played...Hit in 12 straight from 6/24-7/5 (.350)...Earned a late-season promotion to Savannah, where he played in five games

2007...Appeared in 36 games for the GCL Mets and hit .288...Hit safely in his first eight games...Batted .358 in 106 AB against RHP but .061 in 33 AB against LHP

CAREER HIGHS

Hits:

4, 4/25/11 (STL @ JUP)

Runs:

3, 3x last - 7/18/11 (STL vs. TAM)

Home Runs:

1, many times

RBI:

5, 7/9/09 (STL vs. PMB)

Stolen Bases:

1, many times

FASTFACT»»TRIPLE PLAYS

Altoona

On May 27th, 2010 in Akron, the Altoona Curve turned the second-ever triple play in franchise history. Previously, the lone triple play in team history occurred on May 3rd, 2001, but Chase d'Arnaud caught a line drive off the bat of John Drennen, stepped on second and threw to first to get an innings worth of work complete in a matter of moments.

WELCH CAREER STATS

YR	CLUB	AVG	G	AB	R	H	2B	3B	HR	RBI	BB	SO	SB	CS	E
07	GCL Mets (R)	.288	36	139	16	40	9	0	0	12	11	22	1	2	3
08	Kingsport (R)	.281	63	253	33	71	14	8	4	34	11	40	4	0	8
	Savannah (A)	.263	5	19	4	5	1	0	1	3	2	5	0	0	0
09	Savannah (A)	.239	26	92	7	22	3	1	2	10	4	19	0	0	0
	St. Lucie (A)	.278	56	216	38	60	10	2	5	37	20	37	0	0	3
10	St. Lucie (A)	.256	133	496	64	127	29	8	8	68	37	126	2	1	8
11	St. Lucie (A)	.271	129	436	55	118	19	3	16	53	57	105	3	1	2
MINOR LEAGUE TOTALS		.268	448	1651	217	443	85	22	36	217	142	354	10	4	24



2012 CURVE



Height/Weight: 6-7/259
Birthplace: Kirkland, Wash.
Resides: Lewisville, Texas

Bats/Throws: L/R
Born: 2/10/86
Acquired: 2nd R - 2007

Opening Day Age: 26

CAREER TRANSACTIONS...Selected in the second round of the 2007 amateur draft out of the University of Arkansas

CURVE CUTS...Sixth Professional Season...Name is actually Matthew Scott...Played ball at Seminole State (Okla.) as a freshman but had his season cut short due to arthroscopic shoulder surgery...Posted a 7-5 record with a 3.59 ERA in 18 starts for the Razorbacks in his junior year before being drafted...Welker was one of three Razorback pitchers taken with the first 82 picks in the draft (Nick Schmidt - 1st R (23rd pick) by San Diego and Jess Todd - 2nd R (82nd pick) by St. Louis)...Went a combined 4-24 over a two-year span in 08-09 including an 0-11 record in 2009

2011...Started the season with Bradenton...Struggled in the month of April, going 1-1 with a 5.87 ERA in five games...Walked nine and struck out five in the month...Turned it around from May 1st on as he didn't have a monthly ERA above 2.25: May (2.25), June (1.23), July (1.84) or August (0.00)...Opponents were hitting .186 off him in BRD...Allowed 2 HR in 52.0 IP...Was 2-1 with six saves and a 1.14 ERA in 17 games after ASB...Promoted to Double-A for the first time on 8/13...Tossed scoreless inning in Double-A debut on 8/14 vs. REA (2 K)...Allowed five runs on six straight hits on 8/19 @ REA...Picked up his first Double-A win on 8/25 @ BIN...Allowed a run in a blown save in two innings on 9/3 vs. RIC

2010...Split his season between West Virginia and Bradenton (20 games each)...After going 0-11 in 2009, picked up a win in his third appearance at KAN on 4/27 (Walked the bases loaded and struck out the side in his lone inning of relief)...Had 24 walks and 25 strikeouts in 22.1 IP for WVA...Went seven straight appearances (8IP) without allowing a hit from 5/8-5/24...Opponents had a .198 average off him in the SAL...Promoted to FSL on 6/29...Walked 23 and struck out 20 in 24.1 IP with Bradenton...Opponents hit .182 against him in FSL and right-handed hitters had an average of .107...Finished his season with a season-long 3.2 IP (1 R) on 9/3 at Charlotte...37 of his 45 strikeouts were of right-handed hitters

2009...Spent the season with West Virginia...Did not win a game in 2009 (0-11)...Made 15 starts for the Power before being moved to the bullpen on 7/2...Was 0-8 as a starter with a 5.59 ERA...Pitched well on 5/24 @ LC (ND, 5.0 IP, 2 R)...Walked seven batters in back-to-back starts on 5/29 @ LWD and 6/3 @ KAN...Earned his first pro save on 7/6 vs. LWD (3.0 IP, 3 K)...His 67 walks were third most in the league

2008...Earned a promotion to Hickory (SAL) to start the season...Was ranked as the ninth-best prospect in the Pirates' system according to *Baseball America*...Ranked second in the league with 13 losses...Earned first win of the season on 5/22 vs. COL (5.0 IP, 0 R, 2 BB, 2 K)...Went on to lose his next five decisions...Pitched a career-high seven innings on 7/11 @ HAG and fanned a career-high seven batters for his second win of the year...Gave up 36 runs (29 earned) in 26.0 innings in August (10.04 ERA) and was 0-5...Won his last start of the year on 9/1 vs. GRE (5.0 IP, 3 H, 1 R, 1 ER, 2 BB, 5 K)

2007...Began his pro career with State College...Allowed just two runs on seven hits in 5.0 innings in his first pro start on 7/11 vs. ONE but suffered a loss...Picked up first pro win on 7/21 vs. STA (6.0 IP, 3 H, 1 R, 5 K)...Lasted at least five innings in four of his seven starts...Struck out 27 batters in 30.2 IP with the Spikes...Held lefties to a .230 batting average...Both wins came away from home (2-0, 0.75 ERA in three road starts)

CAREER HIGHS

IP Starter:

7.0, 7/11/08 (HIC @ HAG)

IP Reliever:

3.2, 9/3/10 (BRD @ CHA)

Most Hits:

12, 8/12/08 (HIC vs. GBO)

Strikeouts:

7, 7/11/08 (HIC @ HAG)


Walks:

7, 2x, last - 6/3/09 (WVA @ KAN)

WELKER CAREER STATS

YR	CLUB	W-L	ERA	G	GS	CG	SHO	SV	IP	H	R	ER	HR	BB	SO
07	State College (A)	2-2	2.35	7	7	0	0	0	30.2	29	9	8	2	10	27
08	Hickory (A)	4-13	5.51	24	24	0	0	0	116.0	142	81	71	7	48	72
09	West Virginia (A)	0-11	5.79	31	15	0	0	2	101.0	96	80	65	7	67	69
10	West Virginia (A)	1-1	3.63	20	0	0	0	5	22.1	16	14	9	0	24	25
	Bradenton (A)	0-1	3.70	20	0	0	0	0	24.1	16	12	10	2	23	20
11	Bradenton (A)	3-5	2.25	36	0	0	0	6	52.0	33	18	13	2	25	41
	Altoona (AA)	1-0	5.40	8	0	0	0	0	10.0	11	7	6	0	1	9
MINOR LEAGUE TOTALS		11-33	4.60	146	46	0	0	13	356.1	343	221	182	20	198	263



A baseball player, Starling Marte, is sliding into a white base. He is wearing a white uniform with red pinstripes and the word "Cubs" in red script. He is also wearing a red batting helmet and black socks. His right arm is raised high in the air, and his left hand is on the ground. The background is a reddish-brown dirt field.

Starling Marte - 2011
Holds franchise record for
hits in a single season (178)

RECORDS



YEAR-BY-YEAR RECORDS

YEAR	W-L	PCT	PLACE	GB	MANAGER
1999	67-73	.479	6th	13.0	Marty Brown
2000	74-68	.521	4th	11.0	Marty Brown
2001	63-79	.444	5th	21.0	Dale Sveum
2002	72-69	.511	4th	21.0	Dale Sveum
2003	78-63	.553	2nd	10.0	Dale Sveum
2004	85-56	.603	1st	+5.5	Tony Beasley
2005	76-66	.535	2nd	8.0	Tony Beasley
2006	75-64	.540	2nd	10.5	Tim Leiper
2007	73-68	.518	3rd	8.5	Tim Leiper
2008	65-77	.458	5th	19.0	Tim Leiper
2009	62-80	.437	6th	27.0	Matt Walbeck
2010	82-60	.577	1st	+5.0	Matt Walbeck
2011	64-77	.454	6th	15.5	P.J. Forbes
ALL-TIME	936-900	.510			

Bold indicates years that Altoona made the E.L. Playoffs

ALL-TIME REGULAR SEASON RECORD VS. OPPONENTS

TEAM	HOME	AWAY	OVERALL	TEAM	HOME	AWAY	OVERALL
Akron	75-69 (.521)	53-76 (.411)	128-145 (.469)	New Britain	27-16 (.628)	24-21 (.533)	51-37 (.580)
Binghamton	30-20 (.600)	24-30 (.444)	54-50 (.519)	New Hampshire	11-14 (.440)	13-10 (.565)	24-24 (.500)
Bowie	60-62 (.487)	56-53 (.514)	116-115 (.502)	New Haven#	9-6 (.600)	8-9 (.471)	18-17 (.514)
Connecticut%	17-17 (.500)	24-19 (.558)	41-36 (.532)	Portland	25-19 (.568)	19-20 (.487)	44-39 (.530)
Erie	55-67 (.451)	74-61 (.548)*	129-128 (.502)	Reading	66-59 (.528)	50-65 (.435)^	116-124 (.483)
Harrisburg	74-41 (.643)	61-67 (.477)	135-108 (.555)	Richmond	14-8 (.700)	10-11 (.476)	24-19 (.558)
				Trenton	33-24 (.579)	23-34 (.404)	56-58 (.491)

*Includes 0-1 record at PNC Park in Pittsburgh, June 26, 2004 (considered Curve road game)

^Includes 0-1 record at Citizens Bank Park in Philadelphia, June 12, 2006

#The New Haven Ravens moved to Manchester, N.H. following the 2003 season

% The Connecticut Defenders moved to Richmond, Va. following the 2009 season

ANNUAL PLAYOFF RECORD VS. OPPONENTS

	'99	'00	'01	'02	'03	'04	'05	'06	'07	'08	'09	'10	'11
Akron	--	--	--	--	1-3	--	2-3	2-3	--	--	--	--	--
Binghamton	--	--	--	--	--	--	--	--	--	--	--	--	--
Bowie	--	--	--	--	--	--	--	--	--	--	--	--	--
Connecticut	--	--	--	--	--	--	--	--	--	--	--	--	--
Erie	--	--	--	--	--	3-0	--	--	--	--	--	--	--
Harrisburg	--	--	--	--	--	--	--	--	--	--	--	3-1	--
New Britain	--	--	--	--	--	--	--	--	--	--	--	--	--
New Hampshire	--	--	--	--	--	0-3	--	--	--	--	--	--	--
New Haven	--	--	--	--	--	--	--	--	--	--	--	--	--
Portland	--	--	--	--	--	--	--	--	--	--	--	--	--
Reading	--	--	--	--	--	--	--	--	--	--	--	--	--
Richmond	--	--	--	--	--	--	--	--	--	--	--	--	--
Trenton	--	--	--	--	--	--	--	--	--	--	--	3-1	--

ALL-TIME MONTH-BY-MONTH RECORDS

Year	April	May	June	July	August	September	FINAL OVERALL RECORD
1999	9-11	15-16	18-11	14-14	9-18	2-3	67-73
2000	8-14	14-15	18-11	15-14	18-11	1-3	74-68
2001	10-15	11-17	10-17	17-11	13-17	2-2	63-79
2002	12-12	18-12	13-13	15-15	12-17	2-0	72-69
2003	12-12	15-14	19-9	14-14	18-14	0-1	78-63
2004	11-10	17-12	20-9	14-11	19-11	4-3	85-56
2005	10-9	16-13	17-13	14-14	15-16	4-1	76-66
2006	15-8	18-12	13-12	15-12	14-17	0-3	75-64
2007	9-11	14-16	17-11	16-12	15-16	2-2	73-68
2008	10-15	11-17	14-14	16-15	13-16	1-0	65-77
2009	6-14	9-20	12-17	15-14	18-10	2-5	62-80
2010	14-6	19-12	17-10	10-19	20-9	2-4	82-60
2011	10-11	17-13	7-20	12-17	17-12	1-4	64-77



CURVE ALL-TIME POSTSEASON RESULTS

2003 EASTERN LEAGUE DIVISIONAL SERIES vs. Akron Aeros (Indians)

DATE	SITE	RESULT	WINNER	LOSER	SAVE	ATT.
September 3	Akron	L, 2-8	Paul Rigdon	Landon Jacobsen	None	6,773
September 4	Akron	W, 4-3	Mike Johnston	Kazuhiro Tadano	Todd Ozias	8,026
September 5	ALTOONA	L, 6-11	Jose Vargas	John VanBenschoten	None	7,097
September 6	ALTOONA	L, 0-8	Kyle Evans	Ian Oquendo	None	5,583

Akron wins Best-of-Five Series, 3-1

2004 EASTERN LEAGUE DIVISIONAL SERIES vs. Erie SeaWolves (Tigers)

DATE	SITE	RESULT	WINNER	LOSER	SAVE	ATT.
September 9	ALTOONA	W, 14-2	Zach Duke	Kyle Sleeth	None	4,869
September 10	ALTOONA	W, 8-3	Tom Gorzelanny	Matt Roney	None	5,221
September 11	Erie	W, 14-4	Bobby Bradley	Rick Kirsten	None	4,183

Altoona wins Best-of-Five Series, 3-0

2004 EASTERN LEAGUE CHAMPIONSHIP SERIES vs. New Hampshire Fisher Cats (Blue Jays)

DATE	SITE	RESULT	WINNER	LOSER	SAVE	ATT.
September 14	ALTOONA	L, 4-5	Brandon League	Blake Stein	Jordan DeJong	4,438
September 15	ALTOONA	L, 4-5	Chris Baker	Tom Gorzelanny	Jordan DeJong	4,093
September 18	Manchester	L, 0-2	Francisco Rosario	Ian Snell	Brandon League	3,394

New Hampshire wins Best-of-Five Series, 3-0, to win Eastern League Championship

2005 EASTERN LEAGUE DIVISIONAL SERIES vs. Akron Aeros (Indians)

DATE	SITE	RESULT	WINNER	LOSER	SAVE	ATT.
September 7	Akron	L, 7-11	Jeremy Sowers	Eddie Candelario	None	4,728
September 8	Akron	L, 4-6	Chris Cooper	Brady Borner	Edward Mujica	4,621
September 9	ALTOONA	W, 3-0	Tom Gorzelanny	Rafael Perez	None	4,547
September 10	ALTOONA	W, 6-3	Hansel Izquierdo	Jake Dittler	Matt Capps	4,255
September 11	Akron	L, 4-6	Travis Foley	Justin Kaye	Edward Mujica	3,642

Akron wins Best-of-Five Series, 3-2

2006 EASTERN LEAGUE DIVISIONAL SERIES vs. Akron Aeros (Indians)

DATE	SITE	RESULT	WINNER	LOSER	SAVE	ATT.
September 6	Akron	L, 10-12	Adam Miller	Jason Roach	Jim Ed Warden	7,800
September 7	Akron	L, 0-12	Aaron Laffey	Josh Shortslef	None	7,688
September 8	ALTOONA	W, 4-1	Landon Jacobsen	Sean Smith	Brandon Knight	4,508
September 9	ALTOONA	W, 3-1	Wardell Starling	Jensen Lewis	Blaine Neal	3,472
September 10	Akron	L, 2-5	Tony Sipp	Nerio Rodriguez	Jim Ed Warden	6,206

Akron wins Best-of-Five Series, 3-2

2010 EASTERN LEAGUE DIVISIONAL SERIES vs. Harrisburg Senators (Nationals)

DATE	SITE	RESULT	WINNER	LOSER	SAVE	ATT.
September 8	ALTOONA	L, 5-10	Tom Milone	Rudy Owens	None	3,099
September 9	ALTOONA	W, 6-4	Derek Hankins	Adrian Alaniz	Daniel Moskos	3,414
September 10	Harrisburg	W, 7-2	Justin Wilson	Ryan Tatusko	None	4,119
September 11	Harrisburg	W, 10-5	Tony Watson	Tanner Roark	Daniel Moskos	3,051

Altoona wins Best-of-Five Series, 3-1

2010 EASTERN LEAGUE CHAMPIONSHIP SERIES vs. Trenton Thunder (Yankees)

DATE	SITE	RESULT	WINNER	LOSER	SAVE	ATT.
September 14	ALTOONA	L, 3-2 (10)	Andrew Brackman	Bryan Morris	None	5,501
September 15	ALTOONA	W, 6-4	Jeff Locke	Dellin Betances	Daniel Moskos	3,197
September 17	Trenton	W, 5-0	Justin Wilson	Adam Warren	Daniel Moskos	3,351
September 18	Trenton	W, 5-2	Tony Watson	Manny Banuelos	Daniel Moskos	3,095

Altoona wins Best-of-Five Series, 3-1, to win its first E.L. Championship





YEAR-BY-YEAR TEAM BATTING LEADERS

YEAR	AVG. (min. 300 TPA)	HITS	HOME RUNS	RBI
1999	Adam Hyzdu (.316)	Tike Redman (143)	Adam Hyzdu (24)	Adam Hyzdu (78)
2000	Rob Mackowiak (.297)	Rob Mackowiak (156)	Adam Hyzdu (31)	Adam Hyzdu (106)
2001	Rico Washington (.302)	Shaun Skrehot (125)	Dan Meier (13)	J.R. House (56)
2002	Tony Alvarez (.318)	Tony Alvarez (161)	Carlos Rivera (22)	Carlos Rivera (84)
2003	Kevin Nicholson (.294)	Chris Duffy (137)	Shawn Garrett (13)	Shawn Garrett (67)
2004	Jeff Keppinger (.338)	Nate McLouth (166)	Ray Sadler (20)	Josh Bonifay (76)
2005	Jose Bautista (.283)	Rajai Davis (140)	Josh Bonifay (25)	Jose Bautista (90)
2006	Brett Roneberg (.303)	Javier Guzman (130)	Ray Sadler (15)	Simon Pond (78)
2007	Steven Pearce (.334)	Neil Walker (124)	Adam Boeve (17)	Steven Pearce (72)
2008	Jason Delaney (.292)	Brad Corley (131)	Jonel Pacheco (12)	Jonel Pacheco (52)
2009	Jonel Pacheco (.275)	Jonel Pacheco (119)	Jonel Pacheco (14)	Jason Delaney (65)
2010	Hector Gimenez (.305)	Josh Harrison (156)	Hector Gimenez (16)	Matt Hague (86)
2011	Starling Marte (.332)	Starling Marte (178)	Quincy Latimore (15)	Quincy Latimore (59)
YEAR	RUNS SCORED	DOUBLES	TRIPLES	STOLEN BASES
1999	Tike Redman (84)	A.Hernandez/K. Haverbusch (26)	Tike Redman (12)	Tike Redman (29)
2000	Adam Hyzdu (96)	Adam Hyzdu (39)	Rico Washington (7)	Rob Mackowiak (18)
2001	Shaun Skrehot (61)	S. Skrehot/C. Rivera (30)	Lee Evans (8)	Shaun Skrehot (24)
2002	Tony Alvarez (79)	Tony Alvarez (37)	Shawn Garrett (8)	Tony Alvarez (29)
2003	Chris Duffy (84)	Kevin Nicholson (31)	3 Players Tied (6)	Chris Duffy (34)
2004	Nate McLouth (93)	Nate McLouth (40)	Chris Duffy (6)	Chris Duffy (32)
2005	Rajai Davis (82)	Jose Bautista (27)	Craig Stansberry (11)	Davis/Thompson(45)
2006	Simon Pond (64)	Simon Pond (32)	Vic Buttler (14)	Buttler/Morgan (21)
2007	Neil Walker (77)	Neil Walker (30)	J. Bowers/V. Buttler (4)	Vic Buttler (22)
2008	Jonel Pacheco (64)	Brad Corley (25)	Shelby Ford (10)	Shelby Ford (19)
2009	Jonel Pacheco (58)	Jason Delaney (25)	Jason Delaney (5)	Jonel Pacheco (15)
2010	Chase d'Arnaud (91)	C. d'Arnaud/J. Harrison (33)	Chase d'Arnaud (9)	Chase d'Arnaud (33)
2011	Starling Marte (91)	Starling Marte (38)	Brock Holt (9)	Starling Marte (24)
YEAR	GAMES PLAYED	AT-BATS	WALKS	STRIKEOUTS
1999	Tike Redman (136)	Tike Redman (532)	Garrett Long (63)	Alex Hernandez (110)
2000	Adam Hyzdu (142)	Rob Mackowiak (526)	Adam Hyzdu (94)	Adam Hyzdu (102)
2001	Lee Evans (118)	Shaun Skrehot (468)	Richard Paz (52)	Lee Evans (116)
2002	Shawn Garrett (131)	Tony Alvarez (507)	Rico Washington (60)	J.J. Davis (101)
2003	Chris Duffy (137)	Jose Castillo (498)	Chris Duffy (44)	Josh Bonifay (106)
2004	Nate McLouth (133)	Nate McLouth (515)	Nate McLouth (48)	Josh Bonifay (96)
2005	Rajai Davis (123)	Rajai Davis (499)	Tom Evans (51)	Craig Stansberry(114)
2006	Javier Guzman (129)	Javier Guzman (485)	Simon Pond (59)	Simon Pond (121)
2007	Andrew McCutchen (118)	Andrew McCutchen (446)	Neil Walker (53)	Adam Boeve (100)
2008	Brad Corley (134)	Brad Corley (500)	Jason Delaney (68)	James Boone (107)
2009	Jason Delaney (125)	Jason Delaney (435)	Jason Delaney (57)	Jason Delaney (90)
2010	Miles Durham (136)	Chase d'Arnaud (530)	Matt Hague (61)	Miles Durham (139)
2011	Brock Holt (132)	Starling Marte (536)	Brock Holt (50)	Quincy Latimore (140)

YEAR-BY-YEAR TEAM PITCHING LEADERS

YEAR	ERA (min. 75 IP)	WINS	LOSSES	SAVES
1999	Paul Ah Yat (3.02)	Bronson Arroyo (15)	Brian O'Connor (11)	Matt Duff (12)
2000	Sam McConnell (1.61)	Brian O'Connor (12)	J. Grabow/S. Sparks (7)	Brian Smith (12)
2001	Justin Reid (2.54)	6 Players Tied (5)	C. Alvarado/C. Spurling (7)	Tony Pavlovich (12)
2002	Ben Shaffar (3.15)	Justin Reid (11)	John Grabow (13)	Chris Spurling (20)
2003	Landon Jacobsen (2.93)	Sean Burnett (14)	Landon Jacobsen (11)	Todd Ozias (21)
2004	Ian Snell (3.16)	Bryan Bullington (12)	3 Players Tied (7)	Jeff Miller (18)
2005	Brady Borner (2.08)	Matt Peterson (11)	Paul Stewart (10)	Justin Kaye (22)
2006	Shane Youman (1.51)	Landon Jacobsen (14)	Landon Jacobsen (9)	Brandon Knight (27)
2007	Dewon Brazelton (3.53)	Luis Munoz (12)	Josh Shortslef (13)	Matt Peterson (29)
2008	Yoslan Herrera (3.46)	Juan Mateo (7)	Derek Hankins/Josh Hill (11)	Ronald Belisario (9)
2009	Brad Lincoln (2.28)	Y.Herrera/D. Moskos (11)	Daniel Moskos (10)	Sean Smith (7)
2010	Michael Dubee (2.24)	J. Hughes/R. Owens (12)	J. Hughes/J. Wilson (8)	Daniel Moskos (21)
2011	Kyle McPherson (3.02)	Aaron Pribanic (10)	Mike Colla (11)	Noah Krol (24)
YEAR	GAMES	INNINGS PITCHED	STRIKEOUTS	WALKS
1999	David Daniels (55)	Brian O'Connor (153.1)	Brian O'Connor (106)	Brian O'Connor (92)
2000	Matt Duff (47)	John Grabow (145.1)	John Grabow (109)	John Grabow (65)
2001	Clint Chrysler (51)	Chris Spurling (121.2)	Carlos Alvarado (73)	John Grabow (39)
2002	C. Chrysler/C. Spurling (51)	Justin Reid (153.2)	Adrian Burnside (122)	Adrian Burnside (67)
2003	Todd Ozias (51)	Landon Jacobsen (162.2)	Mike Connolly (90)	Landon Jacobsen (40)
2004	Jeff Miller (52)	Ian Snell (151.0)	Ian Snell (142)	Bryan Bullington (47)
2005	Justin Kaye (53)	Matt Peterson (143.2)	Tom Gorzelanny (124)	Matt Peterson (74)
2006	Brandon Knight (51)	Landon Jacobsen (154.0)	M. Connolly/J. Vasquez (87)	Landon Jacobsen (55)
2007	Matt Peterson (51)	Josh Shortslef (149.1)	Luis Munoz (89)	Josh Shortslef (59)
2008	R. Belisario/P. Bresnehan (38)	Derek Hankins (119.0)	Kyle Bloom (93)	Kyle Bloom (55)
2009	Jeff Sues (40)	Daniel Moskos (149.0)	Mike Crotta (97)	Daniel Moskos (58)
2010	Michael Dubee (45)	Jared Hughes (150.2)	Justin Wilson (134)	Justin Wilson (71)
2011	Noah Krol (54)	Aaron Pribanic (153.0)	Jeff Locke (114)	Jeff Locke (46)



THE ROAD TO THE SHOW GOES THROUGH CURVE, PA.



Only players making major league debut AFTER playing for Altoona are included
Players are listed in order of their MLB debuts

PLAYER	YEAR(S)	MAJOR LEAGUE SERVICE
Yamid Haad, C	1999-01	Pittsburgh '99, San Francisco '05
Kory DeHaan, OF	1999	San Diego '00 & '02
Brian O'Connor, LHP	1999-00, 02	Pittsburgh '00
Bronson Arroyo, RHP	1999	Pittsburgh '00-02, Boston '03-05, Cincinnati '06-11
Kane Davis, RHP	1999	Cleveland '00, Milwaukee '00 & '05, Colorado '01, NY Mets '02, Philadelphia '07
Tike Redman, OF	1999	Pittsburgh '00-01, '03-05, Baltimore '07
Stephen L. Sparks, RHP	2000-01	Pittsburgh '00
Alex Hernandez, OF	1999-00	Pittsburgh '00-01
Adam Hyzdu, OF	1999-00	Pittsburgh '00-03, Boston '04-05, San Diego '05, Texas '06
Brian Smith, RHP	2000-01	Pittsburgh '00
Joe Beimel, LHP	2000	Pittsburgh '01-03, Minnesota '04, Tampa Bay '05, LA Dodgers '06-08, Washington '09, Colorado '09-'10, Pittsburgh '11
Jack Wilson, SS	2000	Pittsburgh '01-09, Seattle '09-11, Atlanta '11
Craig Wilson, C/1B	1999	Pittsburgh '01-06, NY Yankees '06, Atlanta '07
Rob Mackowiak, UTIL	1999-00	Pittsburgh '01-05, Chi. Sox '06-07, San Diego '07, Washington '08
Dave Williams, LHP	2001	Pittsburgh '01-02, '04-05, Cincinnati '06, NY Mets '06-07
Jarrod Patterson, 3B	2000	Detroit '01, Kansas City '03
Luis Figueroa, INF	1999-00	Pittsburgh '01, Toronto '06, San Francisco '07
Humberto Cota, C	2000	Pittsburgh '01-07
Brendan Donnelly, RHP	1999	LA Angels '02-06, Boston '07, Cleveland '08, Florida '09, Pittsburgh '10
Ron Wright, 1B	1999	Seattle '02
Kevin Pickford, LHP	2000	San Diego '02
Matt Duff, RHP	1999-00	St. Louis '02
Tony Alvarez, OF	2001-02	Pittsburgh '02 & '04
J.J. Davis, OF	2001-02	Pittsburgh '02-04, Washington '05
Chris Spurling, RHP	2001-02	Detroit '03, '05-06, Milwaukee '06-07
D.J. Carrasco, RHP	2000-01	Kansas City '03-05, Chi. Sox '08-09, Pittsburgh '10, New York (NL) '11
Carlos Rivera, 1B	2001-02	Pittsburgh '03-04
Mike Gonzalez, LHP	1999, 2001-03	Pittsburgh '03-06, Atlanta '07-09, Baltimore '10-11, Texas '11
John Grabow, LHP	2000-03	Pittsburgh '03-09, Chicago (NL) '09-11
J.R. House, C	2001-03	Pittsburgh '03-04, Houston '06 & '08, Baltimore '07
Shawn Camp, RHP	2001, 03	Kansas City '04-05, Tampa Bay '06-07, Toronto '08-11
Jeff Bennett, RHP	2001, 03	Milwaukee '04, Atlanta '07-08, Tampa Bay '09
Jose Castillo, INF	2003	Pittsburgh '04-07, San Francisco '08, Houston '08
Mike Johnston, LHP	2003	Pittsburgh '04-05
Chris Shelton, 1B/C	2003	Detroit '04-06, Texas '08-09
Anastacio Martinez, RHP	2003	Boston '04
Sean Burnett, LHP	2003	Pittsburgh '04 & '08-09, Washington '09-11
Sam McConnell, LHP	1999-00	Atlanta '04

FASTFACT POST-SEASON ALL-STARS


Altoona

These are the Curve players that have been selected to the end-of-the-year Eastern League All-Star team.

2000..... Wilson Guzman, LHP
 Adam Hyzdu, OF
 Sam McConnell, LHP
2002..... Tony Alvarez, OF
 Carlos Rivera, 1B
2003..... Sean Burnett, LHP
2004..... Jeff Keppinger, 2B
 Ronny Paulino, C
 Ian Snell, RHP

2005..... Jose Bautista, 3B
2006..... Vic Buttlar, OF
 Shane Youman, LHP
2007..... Matt Peterson, RHP
2010..... Hector Gimenez, C
 Rudy Owens, LHP
2011..... Starling Marte, OF





CURVE IN MLB

PLAYER	YEAR(S)	MAJOR LEAGUE SERVICE
John Van Benschoten, RHP	2003, 06	Pittsburgh '04 & '07-08
Ian Snell, RHP	2003-04	Pittsburgh '04-09, Seattle '09-10
Jeff Keppinger, INF	2004	NY Mets '04, Kansas City '06, Cincinnati '07-08, Houston '09-11, San Francisco '11
Frank Brooks, LHP	2003	Pittsburgh '04, Atlanta '05
Chris Duffy, OF	2003-04	Pittsburgh '05-07, Milwaukee '09
Ray Sadler, OF	2003-06	Pittsburgh '05
Ryan Doumit, C	2001, 04	Pittsburgh '05-11
Nate McLouth, OF	2004	Pittsburgh '05-09, Atlanta '09-11
Zach Duke, LHP	2004	Pittsburgh '05-10, Arizona '11
Brad Eldred, 1B	2004-05	Pittsburgh '05 & '07, Colorado '10
Paul Maholm, LHP	2005	Pittsburgh '05-11
Chris Heintz, C	2003	Minnesota '05-07
Matt Capps, RHP	2005	Pittsburgh '05-09, Washington '10, Minnesota '11
Bryan Bullington, RHP	2004	Pittsburgh '05 & '07-08, Cleveland '08, Toronto '09, Kansas City '10
Tom Gorzelanny, LHP	2005	Pittsburgh '05-09, Chicago (NL) '09-10, Washington '11
Ronny Paulino, C	2003-05	Pittsburgh '05-08, Florida '09-10, New York (NL) '11
Yurendell de Caster, INF	2004	Pittsburgh '06
Josh Sharpless, RHP	2005-06	Pittsburgh '06-07
Rajai Davis, OF	2005	Pittsburgh '06-07, San Francisco '07-08, Oakland '08-10, Toronto '11
Brian Rogers, RHP	2006	Pittsburgh '06-07
Carlos Maldonado, C	2005-06	Pittsburgh '06-07
Shane Youman, LHP	2004-06	Pittsburgh '06-07
Craig Stansberry, INF	2005-06	San Diego '07-09
Romulo Sanchez, RHP	2005-07	Pittsburgh '07-08
Steven Pearce, 1B	2007	Pittsburgh '07-11
Nyjer Morgan, OF	2006	Pittsburgh '07-09, Washington '09-10, Milwaukee '11
Jonathan Albaladejo, RHP	2006-07	Washington '07, NY Yankees '08
Dave Davidson, LHP	2006-07	Pittsburgh '07, Florida '09
Rico Washington, INF	2000-02	St. Louis '08
Brian Bixler, INF	2006	Pittsburgh '08-09, Washington '11
Brent Lillibridge, INF	2006	Atlanta '08, Chicago (AL) '09-11
Jimmy Barthmaier, RHP	2008	Pittsburgh '08
Luis Munoz, RHP	2007-08	Pittsburgh '08
Yoslan Herrera, RHP	2007-08	Pittsburgh '08
Randy Ruiz, 1B/DH	2007	Minnesota '08, Toronto '09-10
Luis Cruz, INF	2008	Pittsburgh '08-09
Ronald Belisario, RHP	2007-08	Los Angeles (NL) '09-10
Andrew McCutchen, OF	2006-07	Pittsburgh '09-11
Neil Walker, INF	2006-07	Pittsburgh '09-11
Jose Tabata, OF	2008-09	Pittsburgh '10-11
Brad Lincoln, RHP	2009	Pittsburgh '10-11
Pedro Alvarez, 3B	2009	Pittsburgh '10-11
Alex Presley, OF	2010	Pittsburgh '10-11
Mike Crotta	2007, 2009-10	Pittsburgh '11
Daniel Moskos	2009-10	Pittsburgh '11
Josh Harrison	2010	Pittsburgh '11
Tony Watson	2009-10	Pittsburgh '11
Chase d'Arnaud	2010	Pittsburgh '11
Eric Fryer	2011	Pittsburgh '11
Aaron Thompson	2011	Pittsburgh '11
Jared Hughes	2008-11	Pittsburgh '11
Jeff Locke	2010-11	Pittsburgh '11



ALL-TIME ROSTER

BOLD indicates major league experience

+++Major league experience before joining Curve

***Indicates major league rehabilitation assignment

-A-

AGAMENNONE, Brandon (RHP)	2004
AGUERO, Ramon (RHP)	2009-10
AH YAT, Paul (LHP)	1999
ALBALADEJO, Jonathan (RHP)	2006-07
ALCALA, Jason (RHP)	2004
ALDERSON, Tim (RHP)	2009-11
ALVARADO, Carlos (RHP)	2000-01
ALVAREZ, Pedro (3B)	2009
ALVAREZ, Rafael (OF)	2006
ALVAREZ, Tony (OF)	2001-02
ALVAREZ, Victor (INF)	2008
ANDERSON, Jimmy (LHP)+++	2000
ANTELO, Derek (RHP)	2008
ARROYO, Bronson (RHP)	1999
ASCHE, Mike (OF)	1999
ASTACIO, Olivo (RHP)	2007
AYERS, Mike (LHP)	1999-01

-B-

BARNES, B.J. (OF)	2001, 03
BARON, Jim (RHP)	1999
BASS, Jayson (OF)	2000-01
BARTHMAIER, Jimmy (RHP)	2008, 10
BAUTISTA, Jose (INF)+++	2005
BEIMEL, Joe (LHP)*** #	2000, 2011
BELISARIO, Ronald (RHP)	2007-08
BELTRAN, Alonso (RHP)	1999
BENNETT, Jeff (RHP)	2001, 03
BENSON, Kris (RHP)***	2002
BERGERON, Peter (OF)+++	2007
BIESER, Steve (C)+++	1999
BIMEAL, Matt (RHP)	2004
BIXLER, Brian (INF)	2006
BLACKWELL, Chad (RHP)	2006
BLOOM, Kyle (LHP)	2007-09
BOEVE, Adam (OF)	2005-07
BOLESKA, Tom (RHP)	2010-11
BONIFAY, Josh (OF)	2003-05
BOONE, James (OF)	2008-09
BORNER, Brady (LHP)	2003-06
BOUKNIGHT, Kip (RHP)	2007
BOWERS, Jason (INF)	2007-08
BRADLEY, Bobby (RHP)	2004
BRAZELTON, Dewon (RHP)+++	2007
BRESNEHAN, Patrick (RHP)	2007-08
BROOKS, Frank (LHP)	2003
BROWN, Adrian (OF)***	2000-01
BROWN, Alvin (RHP)	1999
BROWN, Jason (C)	2002
BRUCE, Mo (INF)	2001
BRYANT, Matt (OF)	1999
BULLINGTON, Bryan (RHP)	2004
BURGOS, Enrique (RHP)+++	1999
BURNETT, Sean (LHP)	2003
BURNSIDE, Adrian (LHP)	2001-02
BURTON, Darren (OF)	2000-01
BUTTLER, Vic (OF)	2005-07

Joe Beimel pitched for the Curve in 2000 and then again on a rehab assignment in 2011

-C-

CAMP, Shawn (RHP)	2001, 03
CANDELARIO, Eddie (RHP)	2004-05
CAPPS, Matt (RHP) #	2005, 08
CARRASCO, D.J. (RHP)	2000-01
CARUSO, Joe (INF)	2002-03
CASEY, Sean (1B)***	2006
CASTILLO, Jose (INF)	2003
CASTORRI, Christian (RHP)	2008-09
CHALK, Brad (OF)	2011
CHANEY, Mike (LHP)	2001
CHANG, Ray (INF)	2008-09
CHAPMAN, Travis (INF)+++	2006
CHAVES, Brandon (RHP)	2004-07
CHEN, Yung-Chi (INF/OF)	2010
CHIAFFREDO, Paul (C)	2005
CHIAVACCI, Ron (RHP)	2006
CHRISTIANSEN, Jason (LHP)***	1999
CHRYSLER, Clint (LHP)	2001-03
CLAGGETT, Anthony (RHP) +++	2010-11
CLARK, Howie (OF)+++	2005
CLONTZ, Brad (RHP)***	2000

-C- CONTINUED

COCKRELL, Mike (INF)	2004
COLLA, Michael (RHP)	2010-11
CONNOLLY, Mike (LHP)	2003-06
CORDOVA, Francisco (RHP)***	1999, 01
CORLEY, Brad (OF)	2007-09
CORSALETTI, Jeff	2009
CORTES, Jorge (OF)	2004-05
COTA, Humberto (C)	2000
COX, Tyler (LHP)	2011
CROTTA, Mike (RHP)***	2007, 2009-11
CRUDDALE, Mike (RHP)+++	2004
CRUZ, Ivan (1B)***	1999
CRUZ, Luis (INF)	2008
CURRY, Matt (1B)	2011

Matt Capps appeared for the Curve in 2005, and again in 2008 on an MLB injury rehab assignment

Mike Crotta appeared for the Curve in 2007, 2009-10 and again in 2011 on an MLB injury rehab assignment

-D-

d'ARNAUD, Chase (2B/SS)	2010
DANIELS, David (RHP)	1999
DAVIDSON, Dave (LHP)	2006-08
DAVIS, J.J. (OF)	2001-02
DAVIS, Kane (RHP)	1999
DAVIS, Rajai (OF)	2005
DeCASTER, Yurendell (INF)	2004
DeHAAN, Kory (OF)	1999
DELANEY, Jason (1B/OF)	2007-09
de la ROSA, Tomas (INF)+++	2004
de los Santos, Jose (INF)	2010
DeROSSO, Tony (INF)	2002
DESCHENES, Marc (RHP)	2002
DIORIO, Mike (RHP)	2001
DONALDSON, Bo (RHP)	2001
DONNELLY, Brendan (RHP)	1999
DORTA, Melvin (INF) +++	2008
DOUGHERTY, Jim (RHP)+++	2002
DOUGHERTY, Tony (RHP)	1999
DOUMIT, Ryan (C) #	2001, 04, 06, 08
DUBEE, Michael (RHP)	2009-11
DUFF, Matt (RHP)	1999-00
DUFFY, Chris (OF) #	2003-04, 08
DUKE, Zach (LHP) #	2004, 10
DUNBAR, Matt (LHP)+++	1999
DUNN, Todd (OF)+++	1999
DUMATRAIT, Phil (LHP) +++#	2009
DURHAM, Miles (OF/1B)	2009-11

Ryan Doumit appeared for the Curve in 2001 and 2004, and again in 2006 and 2008 on MLB injury rehab assignments.

Chris Duffy appeared for the Curve in 2003 and 2004, and again in 2008 on an MLB injury rehab assignment.

Phil Dumatrait appeared for the Curve in 2009 on an MLB injury rehab assignment.

Zach Duke appeared for the Curve in 2004 and again in 2010 on an MLB injury rehab assignment

-E-

ELDRED, Brad (1B)	2004-05
ELLIOTT, Justin (C)	2007
EVANS, Lee (C)	2000-01
EVANS, Tom (INF)+++	2004-05

-F-

FALCON, Omar (C)	2007
FARRELL, Jeremy (3B)	2011
FERNANDEZ, Alex (OF)	2007
FIGUEROA, Luis (INF)	1999-00
FINEGAN, Brian (INF)	2008
FORD, Shelby (INF)	2008-11
FORDHAM, Tom (LHP)+++	2003
FRANCE, Aaron (RHP)	1999-01
FRIDAY, Brian (SS)	2009
FRYER, Eric (C)	2011
FURNISS, Eddy (1B)	2000



ALL-TIME ROSTER

-G-

GALVEZ, Randy (RHP)	2001
GARCIA, Al (RHP)	1999
GARCIA, Mike (RHP)+++	2001
GARRETT, Shawn (OF)	2002-03
GIARD, Ken (RHP)	1999
GIMENEZ, Hector (C/UTL)+++	2009-10
GONZALEZ, Angel (INF)	2008
GONZALEZ, Mike (LHP)	1999, 01-03
GORZELANNY, Tom (LHP)	2004-05
GRABOW, John (LHP)	2000-03
GRAVELLE, Nick (LHP)	2002
GREEN, Scarborough (OF)+++	2001
GUERRERO, Emilis (RHP)	2008
GUY, Brad (RHP)	2000-03
GUZMAN, Javier (INF)	2005-07
GUZMAN, Wilson (LHP)	2000

-H-

HAAD, Yamid (C)	1999-01
HAGUE, Matt (1B)	2010
HAMMAN, Corey (LHP)	2008-010
HANKINS, Derek (RHP)	2007-10
HANSEN, Craig (RHP)+++	2010
HARRISON, Josh (2B/3B)	2010
HARTS, Jeremy (LHP)	2004-05
HAVERBUSCH, Kevin (INF)	1999-02
HEINTZ, Chris (C)	2003
HERNANDEZ, Alex (OF)	1999-00
HERNANDEZ, Chris (RHP)	2006-08
HERNANDEZ, Gorkys (OF)	2009-10
HERNANDEZ, Jose (OF)	2011
HERRERA, Yoslan (RHP)	2007-09
HERRON, Tyler (RHP)	2009
HILL, Josh (RHP)	2008-09
HOLLIDAY, Brian (LHP)	2008
HOUSE, J.R. (C)	2001-03
HOLDZKOM, Lincoln (RHP)	2009
HOLT, Brock (2B/SS)	2011
HUGHES, Jared (RHP)	2008-11
HYZDU, Adam (OF)	1999-00

-I-

IGLESIAS, Luis (INF)	1999
IRWIN, Phil (RHP)	2011
IZQUIERDO, Hansel (RHP)+++	2005

-J-

JACOBSEN, Landon (RHP)	2003-06
JOHNSON, Blair (RHP)	2008
JOHNSON, James (LHP)	2005-06
JOHNSON, Russ (INF)+++	2007
JOHNSTON, Mike (LHP)	2003
JONES, Brandon (OF)+++	2010
JORGENSEN, Tim (INF)	1999

-K-

KAYE, Justin (RHP)+++	2005
KEPPINGER, Jeff (INF)	2004
KING, Brad (C)	2002
KNIGHT, BRANDON (RHP)+++	2006
KREBS, Eric (RHP)	2009
KROL, Noah (RHP)	2011

-L-

LAMBO, Andrew (OF)	2010-11
LANGSTON, Jay (INF)	2001
LANKFORD, Derrick (OF)	2000-01
LATIMORE, Quincy (OF)	2011
LEACH, Brian (RHP)	2011
LEE, Taber (INF)	2005-07
LEMONIS, Chris (INF)	2002
LEROUX, Chris+++	2011
LERUD, Steve (C)	2008-09
LILLIBRIDGE, Brent (INF)	2006
LINCOLN, Brad (RHP)	2009
LOCKE, Jeff (LHP)	2010
LOISELLE, Rich (RHP)***	2000
LONG, Garrett (OF)	1999-00
LONG, Joey (RHP)	1999
LOONEY, Brian (LHP)+++	2002
LOPEZ, Jose (RHP)	2001-02
LOPEZ, Pedro (INF)+++	2009
LOREE, Mike (RHP)	2011
LORENZANA, Luis (INF)	1999-00
LORENZO, Matt (RHP)	2006

-L (cont.)-

LORRAINE, Andrew (LHP)+++	2004
LUNDQUIST, Dave (RHP)+++	2004
LYTLE, Chaz (OF)	2005-06

-M-

MACHI, Jean (RHP)	2009
MACKOWIAK, Rob (INF)	1999-00
MACHADO, Anderson (INF)+++	2009
MAHOLM, Paul (LHP)	2005
MALDONADO, Carlos (C)	2005-07
MANN, Derek (INF)	2001
MANZUETA, Roberto (RHP)	2000-01
MARTE, Starling (OF)	2011
MARTIN, Greg (LHP)	2005
MARTIN, Jeff (RHP)	2000
MARTIN, Justin (INF)	2001
MARTINEZ, Anastacio (RHP)	2003
MARTINEZ, Javier (RHP)***	1999
MARTINEZ, Octavio (C)	2006
MATEO, Juan (RHP)+++	2008-09
MATHEWS, Del (LHP)	1999
MATTSON, Rob (RHP)	2000
McCONNELL, Sam (LHP)	1999-00
McCUTCHEN, Andrew (OF)	2006-07
McDADE, Neal (RHP)	2001-04
McLOUTH, Nate (OF)	2004
McPHERSON, Kyle (RHP)	2011
McSWAIN, Matt (RHP)	2011
MEADOWS, Randy (INF)	2002
MEATH, Matt (OF)	2005, 07
MEEK, Evan (RHP)+++	2008
MEIER, Dan (OF)	2001-02
MENDEZ, Donaldo (INF)+++	2004
MERCEDES, Victor (INF)	2005
MERCER, Jordy (3B/SS/2B)	2010-11
MILLER, Jeff (RHP)	2004
MOEVES, Derrik (RHP)	2006
MOLLEKEN, Dustin (RHP)	2009-10
MONAHAN, Shane (OF)+++	2001
MONTGOMERY, Matt (RHP)	2002
MORENO, Diego (RHP)	2010-11
MORIARTY, Mike (INF)+++	2004
MORGAN, Nyjer (OF)	2006
MORRIS, Bryan (RHP)	2010-11
MOSKOS, Daniel (LHP)	2009-10
MULHOLLAND, Terry (LHP)***	2001
MUNOZ, Luis (RHP)	2007-08

-N-

NANNINI, Mike (RHP)	2007
NAVARRETE, Ray (INF)	2003-04
NEAL, Blaine (RHP)+++	2006
NEGRYCH, Jim (INF)	2008-10
NEUBERGER, Scott (OF)	2005
NEWSOME, Randy (RHP)	2009
NICHOLSON, Kevin (INF)+++	2003-04
NORMAN, Anthony (OF)	2010-11
NOTTINGHAM, Shawn (LHP)	2009

-O-

O'BRIEN, Patrick (RHP)	2004
O'CONNOR, Brian (LHP)	1999-00, 02
OHLENDORF, ROSS (RHP)+++ #	2010-11
OQUENDO (SNELL), Ian (RHP)	2003-04
OSTEEN, Gavin (LHP)	2000
OWENS, Rudy (LHP)	2010
OZIAS, Todd (RHP)	2003

Ross Ohlendorf appeared for the Curve in 2010 and again in 2011 on an MLB injury rehab assignment.

-P-

PACHECO, Jonel (OF)	2008-09
PACHOT, John (C)	2002
PADUA, Geraldo (RHP)	2000-01
PALMA, Rick (LHP)	2002-03
PANIAGUA, Jose (RHP)+++	2007
PARRISH, David (C)+++	2006-07
PATTERSON, Jarrod (INF)	2000
PATZKE, Jeff (INF)	1999
PAULINO, Ronny (C)	2003-05
PAVLOVICH, Tony (RHP)	2001-02
PAZ, Richard (INF)	2001
PEARCE, Steven (1B)	2007
PEARSON, Kyle (RHP)	2008



-P- (cont.)

PENA, Alex (RHP)	1999
PENA, Rudy (C)	2004
PEREZ, Franklin (RHP)	2006
PEREZ, Miguel (C)+++	2008-09
PERRY, Chan (INF)+++	2003
PETERSEN, Chris (INF)+++	2001
PETERSON, Brian (C)	2007
PETERSON, Matt (RHP)	2004-07
PHILLIPS, Jason (RHP)+++	2001
PICART, Greg (INF)	2011
PICKFORD, Kevin (LHP)	2000
POINTER, Corey (OF)	2000
POND, Simon (1B/OF)+++	2006
POWELL, Pedro (OF)	2006, 08
PRASCH, Ed (INF)	2009
PRESLEY, Alex (OF)	2010
PRIBANIC, Aaron (RHP)	2011

-R-

RAYMUNDO, G.J. (INF)	2005
REDMAN, Tike (OF)	1999
REDMOND, Todd (RHP)	2007
REICHERT, Dan (RHP)+++	2008
REID, Justin (RHP)	2001-02, 04
REYES, Milver (C)	2006-09
RIOS, Armando (OF)***	2002
RIVERA, Carlos (1B)	2001-02
ROACH, Jason (RHP)+++	2005-07
ROBERTS, Kevin (RHP)	2008
ROBERTSON, Mike (1B)	1999
ROBLES, Moises (RHP)	2008-09
RODRIGUEZ, Frank (RHP)	2001
RODRIGUEZ, Josh (INF)+++	2011
RODRIGUEZ, Nerio (RHP)+++	2006
RODRIGUEZ, Victor (INF)	2002
ROGERS, Brian (RHP)	2006, 08
ROJAS, Chris (RHP)	2006
ROMAK, Jamie (1B)	2008-09
RONEBERG, Brett (OF)	2003, 06-07
ROSARIO, Mel (C)	1999
ROSENGREN, John (LHP)	2000
RUIZ, Randy (1B)	2007
RUNION, Tony (RHP)	1999

-S-

SADLER, Ray (OF)	2003-06
SAK, Jim (RHP)	2000
SANCHEZ, Romulo (RHP)	2005-07
SANCHEZ, Tony (C)	2011
SANCHEZ, Yunesky (3B/1B)	2011
SANDERS, Tracy (INF)	2000
SCHMIDT, Jason (RHP)***	2001
SCOTT, Travis (C)	2011
SECRIST, Reed (C)	1999, 01
SEFCIK, Kevin (INF)+++	2002
SERRANO, Elio (RHP)	2004
SHAFFAR, Ben (RHP)	2002-05
SHARPLESS, Josh (RHP)	2005-06
SHELDON, Scott (INF)+++	2004
SHELTON, Chris (C)	2003
SHORTSLEF, Josh (LHP)	2006-08
SILVA, Jose (RHP)***	2001
SINKBEIL, Brett (RHP)+++	2011
SKELTON, James (C)	2010
SKREHOT, Shaun (INF)	2000-04
SMITH, Brian (RHP)	2000-01
SMITH, Sean (RHP)	2009
SNELL (OQUENDO) Ian (RHP)	2003-04
SNUSZ, Chris (C)	2003-05
SOLER, Alay (RHP)+++	2007
SPARKS, Stephen L. (RHP)	2000-01
SPURLING, Chris (RHP)	2001-02
STANSBERRY, Craig (INF)	2005-06
STARLING, Wardell (RHP)	2006-07
STEIN, Blake (RHP)+++	2004
STEWART, Paul (RHP)	2005
STONER, Mike (INF)	2001
SUES, Jeff (RHP)	2008-10
SWEET, Jonathan (C)	1999

-T-

TABATA, Jose (OF)	2008-09
TASCHNER, Jack (LHP)***	2010
THOMAS, Gary (OF)	2004
THOMPSON, Aaron (LHP)	2011
THOMPSON, Rich (OF)+++	2005-06
TRUBY, Chris (INF)+++	2007

-U-

UST, Brant (INF)	2006
UVIEDO, Ronald (RHP)	2010

-V-

VACLAVIK, Justin (RHP)	2007
VAN BENSCHOTEN, John (RHP)***#	2003, 06
VASQUEZ, Jorge (RHP)+++	2006
VEAL, Donnie (LHP)+++ #	2009, 2011
VOGELSONG, Ryan (RHP)***	2002

John Van Benschoten appeared for the Curve in 2003, and again in 2006 on an MLB injury rehab assignment

Donnie Veal appeared for the Curve in 2009 on a MLB injury rehab assignment.

-W-

WALKER, Neil (C/3B)	2006-07
WARD, Turner (OF)*** #	1999
WASHINGTON, Rico (INF)	2000-02
WATSON, Tony (LHP)	2009-10
WATTS, Kris (C)	2008, 10
WEBSTER, Anthony (OF)	2008
WEHNER, John (INF)	1999, 01
WEICHARD, Paul (OF)	2002
WELLS, Kip (RHP)***	2006
WELKER, Duke (RHP)	2011
WILKINS, Marc (RHP)***	1999
WILLIAMS, Brandon (RHP)	2007
WILLIAMS, David (LHP)	2001
WILLIAMS, Keith (OF)+++	2000
WILSON, Andy (OF)	2005
WILSON, Craig (C)	1999
WILSON, Jack (INF) #	2000, 08
WILSON, Justin (LHP)	2010
WIMBERLY, Larry (LHP)	2000-02
WIMMER, Chris (2B)	1999
WRIGHT, Ron (1B)	1999

Turner Ward appeared for the Curve in 1999 on an MLB injury rehab assignment.

Jack Wilson appeared for the Curve in 2000 and again in 2008 on an MLB injury rehab assignment

-Y-

YOUAMAN, Shane (LHP)	2004-06
-----------------------------	----------------

-MANAGERS-

BEASLEY, Tony	2004-05
BROWN, Marty	1999-00
FORBES, P.J.	2011
LEIPER, Tim	2006-08
SVEUM, Dale	2001-03
WALBECK, Matt	2009-10

-COACHES-

ANDREWS, Jeff (Pitching)	2003-05
FILER, Tom (Pitching)	2010
HOLMAN, Brad (Pitching)	2008
LITTLE, Scott (Bench)	2001
LIVESEY, Jeff (Hitting)	1999-00
LONG, Ryan (Hitting)	2009-10
LOVEKAMP, Scott (Pitching)	1999, 01
LOVIGLIO, Jay (Bench)	2002
MILACKI, Bob (Pitching)	2002
MOORE, Brandon (Hitting)	2006-08, 2011
SEARAGE, Ray (Pitching)	2006-07
TANNER, Bruce (Pitching)	2000
TREANOR, Dean (Pitching)	2009
WEHNER, John (Bench/Hitting)	2003-04
WHITEHURST, Wally (Pitching)	2011
WINTERS, Matt (Hitting)	2005

-ATHLETIC TRAINERS-

HOUSAND, Bryan	2010
PALMER, Jason	2003-05
PRIBYL, Thomas	2006-09
SANDOVAL, Mike	1999-00
SENFTEN, Dave	2001-02
ZALNO, Mike	2011





It didn't take long for the city of Altoona to show the critics who said the area was too small to support a professional baseball team that it has as knowledgeable and caring fans as anywhere minor league baseball is played. It didn't take Adam Hyzdu long to discover that fact either.

When the minor league veteran signed as a free agent with the Pirates shortly after being released by the Red Sox organization early in the 1999 season, Curve fans were just getting used to their new team and its beautiful new ballpark. Few probably even knew the names of the players they were cheering for. But soon, everyone knew about Hyzdu.

He was the club's Most Valuable Player during the inaugural 1999 season, batting .316 with 24 home runs and 78 RBI in just 91 games, before earning a late-season promotion to Triple-A. Most people thought they had seen the last of Hyzdu in a Curve uniform.

However, after a less-than-intent look from the Pirates in major league spring training, and much to the surprise of the fans of Altoona, Hyzdu returned to the Curve for the 2000 season. Although perhaps initially upset about returning to the Double-A level for the fifth time in his career, Hyzdu tore up Eastern League pitching and in return won the hearts of Curve fans. In 142 games for the 2000 Curve, he batted .290 with team records for home runs (31) and RBI (106) and earned the Eastern League's Most Valuable Player Award. By the middle of the season, the entire city of Altoona was campaigning for Hyzdu's promotion to the major leagues.

And just when it appeared as though Adam Hyzdu's 11th season as a professional baseball player would end without a major league at-bat, he had the week of his life. On September 4th, following a season-ending loss to Akron, his number 16 jersey was retired by the Curve—an honor not normally bestowed upon a minor league baseball player. Then, just four days later, Hyzdu received the call he had been waiting for—he was heading to the major leagues with the Pittsburgh Pirates! He singled in his first major league at-bat on September 8th and 12 days later hit his first major league home run against the Philadelphia Phillies at Veterans Stadium.

After returning to the minor leagues to open 2001, he was recalled by the Pirates in May and spent the majority of the season with the major league club. On July 4th that season, in his hometown of Cincinnati, Hyzdu hit two homers against the Reds, bringing his baseball playing career full circle from the days when he was belting home runs at Moeller High School.

After spending parts of the 2002 and 2003 seasons with Pittsburgh, Hyzdu left the Pirates' organization to join the Boston Red Sox system in 2004. After hitting .301 with 29 homers and 79 RBI for Triple-A Pawtucket, Adam was rewarded with a September call-up to the playoff-bound Boston Red Sox and had a chance to remain with the club as the Sox did the unthinkable and won the franchise's first World Series title since 1918.

In 2005, despite spending most of the season in the minor leagues with both the Padres and Red Sox' organizations, Hyzdu appeared in 29 big league games between San Diego and Boston, marking the sixth season in which he had seen action in the major leagues. 2005 also brought a milestone in Adam's career as he appeared in a major league postseason game for the first time.

The 2006 season saw Hyzdu appear for his fourth major league team as he played in two games for the Texas Rangers after signing with the club as a minor league free agent in November 2005. Hyzdu spent the 2007 season in Japan before announcing his retirement at the end of the year, capping off an 18-year playing career. Currently, Adam lives in Arizona and works for the Children's Miracle Network.

FASTFACT»RECORDS

Altoona

Hyzdu's two-year stint in Altoona left quite a dent on the record books as he still holds the franchise's single-season mark in six different offensive categories:

Home Runs: 31	Runs: 96
RBI: 106	Extra-Base Hits: 72
Games Played: 142	Slugging %: .612

HYZDU ALTOONA STATS

YR	CLUB	AVG	G	AB	R	H	2B	3B	HR	RBI	BB	SO	SB	CS	E
99	Altoona (AA)	.316	91	345	64	109	26	2	24	78	40	62	8	4	11
00	Altoona (AA)	.290	142	514	96	149	39	2	31	106	94	102	3	7	1

bold/italic - franchise high

SINGLE-SEASON TEAM GENERAL RECORDS

Most Wins.....	85 (2004)
Most Losses.....	80 (2009)
Highest Winning Percentage.....	.603 (2004)
Lowest Winning Percentage.....	.437 (2009)
Most Home Wins.....	46 (2004)
Most Home Losses.....	40 (2009)
Most Road Wins.....	41 (2010)
Most Road Losses.....	45 (2001)
Most Extra-Inning Games.....	17 (2003)
Most Extra-Inning Wins.....	9 (2008)
Most Extra-Inning Losses.....	10 (2003)
Most Wins, Month.....	20 2x, last - (August 2010)
Most Losses, Month.....	20, 2x last - (June 2011)
Most Wins vs. One Club, Season.....	16, 2x, last - Richmond (2010)
Most Losses vs. One Club, Season.....	17 vs. Akron (2009)
Most Players Used.....	60 (2001)
Fewest Players Used.....	37 (2003)
Most Pitchers Used.....	36 (2001)
Fewest Pitchers Used.....	22 (2002, 03)
Most Shutout Wins.....	11 (2004, 06, 11)
Most Shutout Losses.....	12 (2009)
Most Consecutive Wins.....	10 (July 24-August 2, 2005)
Most Consecutive Losses.....	11 (April 15-26, 2000)
Most Consecutive Wins to Begin a Season.....	5 (April 6-10, 2006)
Most Consecutive Losses to Begin a Season.....	8 (April 8-17, 2009)

SINGLE-SEASON TEAM BATTING RECORDS

Highest Batting Average.....	.273 (2004)
Lowest Batting Average.....	.255 (2008)
Most Runs Scored.....	697 (2004)
Fewest Runs Scored.....	539 (2008)
Most Games, 10 or More Runs Scored.....	15 (2002)
Most Games, 10 or More Runs Allowed.....	15 (2000)
Most Hits.....	1,294 (2010)
Fewest Hits.....	1,182 (2008)
Most Doubles.....	274 (2003)
Fewest Doubles.....	213 (2006)
Most Triples.....	50 (2006)
Fewest Triples.....	24 (2009)
Most Home Runs.....	141 (2005)
Fewest Home Runs.....	73 (2003)
Most Home Runs, Home.....	67 (2005)
Most Home Runs, Road.....	84 (1999)
Fewest Home Runs, Home.....	20 (2003)
Fewest Home Runs, Road.....	46 (2011)
Most Grand Slams.....	6 (1999)
Most Players 10 or More HR.....	6 (2004)
Most Players 20 or More HR.....	2 (1999, '02, '05)
Most Extra-Base Hits.....	533 (2004)
Fewest Extra-Base Hits.....	344 (2008)
Most Stolen Bases.....	155 (2005)
Fewest Stolen Bases.....	75 (2000)
Most Times Caught Stealing.....	78 (1999, '01)
Fewest Times Caught Stealing.....	39 (2004)
Most Strikeouts.....	1,081 (2005)
Fewest Strikeouts.....	811 (2003)
Most Base on Balls.....	527 (2000)
Fewest Base on Balls.....	376 (2001)



SINGLE-SEASON TEAM PITCHING RECORDS

Lowest ERA.....	3.32 (2003)
Highest ERA.....	4.35 (2008)
Most Complete Games.....	16 (2000)
Fewest Complete Games.....	1 (2010, 2011)
Most Shutouts.....	11 (2004, 06, 11)
Fewest Shutouts.....	5 (1999, 05)
Fewest Runs Allowed.....	525 (2003)
Most Runs Allowed.....	696 (2000)
Fewest Hits Allowed.....	1104 (2006)
Most Hits Allowed.....	1266 (2005)
Fewest Base on Balls Allowed.....	363 (2003)
Most Base on Balls Allowed.....	570 (1999)
Fewest Home Runs Allowed.....	67 (2000)
Most Home Runs Allowed.....	140 (2004)
Most Strikeouts.....	1,094 (2010)
Fewest Strikeouts.....	814 (2007)
Most Saves.....	49 (2006)
Fewest Saves.....	32 (2001, 08)
Fewest Hit by Pitch.....	40 (2008)
Most Hit by Pitch.....	67 (2011)
Fewest Wild Pitches.....	44 (2006)
Most Wild Pitches.....	91 (1999)
Fewest Starting Pitchers Used.....	10 (2002)
Most Starting Pitchers Used.....	21 (2001)
Most Consecutive Shutout Innings.....	28.1 (July 19-22, 2001)
Most 10-Game Winners.....	3 (2010)

SINGLE-SEASON TEAM FIELDING RECORDS

Highest %.....	977 (2010)
Lowest %.....	965 (1999)
Most Errors.....	194 (1999)
Fewest Errors.....	125 (2010)
Most Passed Balls.....	33 (2000)
Fewest Passed Balls.....	4 (2002)
Most Double Plays Turned.....	158 (2009)

SINGLE-SEASON INDIVIDUAL BATTING RECORDS

***Note: Records for averages and percentages are based on a minimum of 300 plate appearances

Highest Average.....	338, Jeff Keppinger (2004)
RH.....	338, Jeff Keppinger (2004)
LH.....	322, Nate McLouth (2004)
Switch-Hitter.....	305, Hector Gimenez (2010)
Lowest Average.....	215, Kevin Nicholson (2004)
RH.....	234, Ray Sadler (2006)
LH.....	223, Rico Washington (2002)
Switch-Hitter.....	215, Kevin Nicholson (2004)
Most Home Runs.....	31, Adam Hyzdu (2000)
RH.....	31, Adam Hyzdu (2000)
LH.....	22, Carlos Rivera (2002)
Switch-Hitter.....	16, Hector Gimenez (2010)
Home.....	16, Adam Hyzdu (2000)
Road.....	15, Adam Hyzdu (2000)
Month.....	14, Brad Eldred (August, 2004)
Most Plate Appearances without a HR, Season.....	336, Brandon Chaves (2007)
Most Grand Slam.....	3, Rob Mackowiak (2000)
Most Games Played.....	142, Adam Hyzdu (2000)
Most At-Bats.....	536, Starling Marte (2011)
Most Plate Appearances.....	626, Adam Hyzdu (2000)
Longest Hitting Streak.....	21, Kevin Sefcik (July 3-25, 2002)
Longest On-Base Streak.....	33, Ronny Paulino (July 12-September 5, 2004)
Most Consecutive Games with a HR.....	6, Brad Eldred (April 26-May 2, 2005)
Most Consecutive Games with an RBI.....	12, Jason Delaney (July 15-26, 2007)
Most Runs Scored.....	96, Adam Hyzdu (2000)
Most Hits.....	178, Starling Marte (2011)
RH.....	178, Starling Marte (2011)
LH.....	166, Nate McLouth (2004)
Switch-Hitter.....	142, Shawn Garrett (2002)
Pitcher.....	7, Wardell Starling (2006)



SINGLE-SEASON INDIVIDUAL BATTING RECORDS CONT.

Most RBI.....	106, Adam Hyzdu (2000)
Month.....	50, Brad Eldred (August 2004)
Pitcher.....	6, Wardell Starling (2006)
Most Extra-Base Hits.....	72, Adam Hyzdu (2000)
Most Singles.....	120, Starling Marte (2011)
Most Doubles.....	40, Nate McLouth (2004)
Most Triples.....	14, Vic Buttler (2006)
Most Base on Balls.....	94, Adam Hyzdu (2000)
Most Stolen Bases.....	45, Rajai Davis/Rich Thompson (2005)
Most Times Caught Stealing.....	18, Tony Alvarez (2002)
Most Sacrifice Hits.....	16, Luis Figueroa (1999)
Most Intentional Walks.....	7, 4x, last - Hector Gimenez (2010)
Most Strikeouts.....	140, Quincy Latimore (2011)
Fewest Strikeouts (min. 300 Plate Appearances).....	17, Jeff Keppinger (2004)
Most Hit by Pitch.....	20, Chris Duffy (2003)
Highest On-Base%.....	.405, Adam Hyzdu (2000)
Highest Slugging %.....	.612, Adam Hyzdu (1999)
Most Total Bases.....	285, Adam Hyzdu (2000)

SINGLE-SEASON INDIVIDUAL PITCHING RECORDS

***Note: Records for ERA and percentages are based on a minimum of 75 Innings Pitched

Lowest ERA, LHP.....	1.51, Shane Youman (2006)
Lowest ERA, RHP.....	2.28, Brad Lincoln (2001)
Most Wins, LHP.....	14, Sean Burnett (2003)
Most Wins, RHP.....	15, Bronson Arroyo (1999)
Most Consecutive Wins.....	9, Yoslan Herrera (April 30 - August 15, 2009)
Most Consecutive Wins to Open Season.....	9, Yoslan Herrera (April 30 - August 15, 2009)
Most Losses, LHP.....	13, John Grabow (2002)
Most Losses, RHP.....	11, L. Jacobsen (2003), D. Hankins/J. Hill (2008), M. Colla (2011)
Most Consecutive Losses.....	9, (Derek Hankins, June 15 - August 26, 2008)
Most Consecutive Scoreless Innings Pitched.....	23.2, Derek Hankins (June 16 - July 12, 2010)
Most Games Started.....	27, A. Pribanic (2011), M. Crotta (2009), S. Burnett (2003), L. Jacobsen (2003), J. Grabow (2002), Brian O'Connor (1999)
Most Appearances.....	55, David Daniels (1999)
Most Innings Pitched.....	162.2, Landon Jacobsen (2003)
Most Strikeouts.....	142, Ian Snell (2004)
Highest Strikeout-to-Walk Ratio.....	+109, Rudy Owens (2010)
Lowest Strikeout-to-Walk Ratio.....	-8, Jim Sak (2000)
Fewest Earned Runs Allowed (min. 75 IP).....	16, Shane Youman (2006)
Most Earned Runs Allowed.....	89, John Grabow (2002)
Most Bases on Balls.....	92, Brian O'Connor (1999)
Fewest Bases on Balls (min. 75 IP).....	10, Phil Irwin (2011)
Most Saves.....	27, Brandon Knight (2006)
Highest Winning % (min. 10 decisions).....	.917, Yoslan Herrera, 11-1 record (2009)
Lowest Winning % (min. 10 decision).....	.154, Derek Hankins, 2-11 record (2008)
Most Complete Games.....	4, Brian O'Connor (2000)
Most Shutouts.....	2, Ian Snell (2004)
.....	2, Stephen Sparks (2000)
Most Hit Batsmen.....	15, Adrian Burnside (2002)
Most Wild Pitches.....	21, Brian O'Connor (1999)
Most HR Allowed.....	21, Justin Reid (2002)
Fewest HR Allowed (min. 75 IP).....	2, Sean Burnett (2003), Bryan Morris (2011)
Most Total Batters Faced.....	698, Brian O'Connor (1999)

SINGLE-SEASON INDIVIDUAL FIELDING RECORDS

***Notes: Records for Fielding % are based on a minimum of 75 games played
Fielding % for Pitchers is based on most Total Chances without an error

Most Errors	33, Javier Guzman (2006)
.....	33, Kevin Haverbusch (1999)
Highest %, Pitcher	1.000 (36 TC), Brian O'Connor (2000)
Highest %, Catcher	991, Steve Lerud (2009) & Chris Heintz (2003)
.....	991, J.R. House (2001)
Most Passed Balls	15, Steve Lerud (2009) & Humberto Cota (2000)
Highest %, 1B	995, Simon Pond (2006)
.....	995, Josh Bonifay (2005)
Highest %, 2B	991 Jason Bowers (2007)
Highest %, 3B	944, Rico Washington (2002)
Highest %, SS	972, Shaun Skrehot (2003)
Highest %, OF	1.000, Darren Burton (2000)
Most Assists, OF	18, Starling Marte (2011)

SINGLE-SEASON TEAM GENERAL RECORDS

Longest Game, Time	6:17, 7/13/00 @ Norwich
Home	5:49, 8/13/10 vs. New Hampshire
Home, 7-Inning Game	3:05, 6/3/06 vs. New Hampshire (1)
Home, 9-Inning Game	3:44, 7/30/99 vs. Akron
Road	6:17, 7/13/00 @ Norwich
Road, 7-Inning Game	2:43, 6/14/03 @ Harrisburg
Road, 9-Inning Game	4:33, 7/17/10 @ Harrisburg
Longest Game, Innings	19, 7/13/00 @ Norwich
Home	19, 8/13/10 vs. New Hampshire
Road	19, 7/13/00 @ Norwich
Shortest 9-Inning Game Time	1:51, 4/17/04 @ Harrisburg
Home	1:54, 7/20/01 vs. New Haven
Road	1:51, 4/17/04 @ Harrisburg
Shortest 7-Inning Game Time	1:27, 4/27/04 @ Norwich
Home	1:34, 6/2/07 vs. Reading
Road	1:27, 4/27/04 @ Norwich
Largest Margin of Victory	18-4, 4/20/06 vs. Akron
Largest Shutout Victory	12-0, 2x, last - 8/15/08 @ New Hampshire
Largest Margin of Defeat	17 runs, 19-2, 7/7/09 vs. Erie
Largest Shutout Defeat	12-0, 8/13/06 @ New Britain

SINGLE-GAME TEAM BATTING RECORDS

Most Runs	18, 3x, last - 8/7/10 @ Harrisburg
Most Runs, Inning	10, 3x, last - 9th Inning, 8/7/10 @ Harrisburg
Most Hits	22, 8/7/10 @ Harrisburg
Most Hits, Inning	9, 1st inning, 8/29/03 vs. Erie (2)
Most Home Runs, Game	5, 3x, last - 7/17/10 @ Harrisburg
Most Home Runs, Inning	3, 4x, last - 9th inning, 7/17/10 @ Harrisburg
Most Doubles, Game	10, 8/4/09 @ Portland
Most Triples, Game	3, several times, last - 9/4/10 vs. Reading
Most Extra-Base Hits, Game	11, 8/4/09 @ Portland
Most Strikeouts, 9-Inning Game	16, 8/13/08 @ Portland
Most Strikeouts, All Games	23, 9/4/05 @ Bowie
Most LOB, 9-Inning Game	15, 8/13/05 @ Reading
Most LOB, All Games	23, 7/13/00 @ Norwich

FASTFACT»»»LONGEST HIT STREAKS

Altoona

The five longest hitting streaks in team history are as follows:

GAMES	PLAYER	YEAR (DATES)	AVERAGE DURING
21	Kevin Sefcik	2002 (7/3-7/25)	.405 (32-79)
19	Alex Presley	2010 (4-11-5/5)	.392 (29-74)
18	Nate McLouth	2004 (5/25-6/12)	.370 (27-73)
18	Adam Hyzdu	1999 (7/22-8/7)	.397 (29-73)
16	Gorkys Hernandez	2010 (6/27-7/17)	.403 (29-72)
16	Starling Marte	2011 (8/19-9/3)	.394 (28-71)



SINGLE-GAME TEAM PITCHING RECORDS

Most Runs Allowed.....	19, 2x, last - 7/7/09 vs. Erie
Most Hits Allowed.....	20, 5x, last - 6/15/11 vs. New Britain
Most Home Runs Allowed.....	5, 6x, last - 8/2/06 @ Harrisburg
Most Home Runs Allowed, Inning.....	3, 3x, last - 7th inning, 8/19/10 @ Portland
Most Strikeouts, 9-Inning Game.....	16, 5/9/10 vs. Erie
Most Strikeouts, All Games.....	20, 7/27/10 @ Erie
Most Bases on Balls Allowed.....	10, 7x, last - 7/23/10 vs. Trenton
Most Extra-Base Hits Allowed, 9-Inning Game.....	9, 4x, last - 8/6/05 vs. Akron
Most Extra-Base Hits Allowed, All Games.....	14, 7/13/00 @ Norwich

SINGLE-GAME TEAM FIELDING RECORDS

Most Errors, Game.....	6, 2x, last 5/29/00 vs. Binghamton
------------------------	------------------------------------

SINGLE-GAME INDIVIDUAL BATTING RECORDS

Most At-Bats.....	10, Keith Williams, 7/13/00 @ Norwich
Most Hitless At-Bats.....	8, Garrett Long, 7/13/00 @ Norwich
Most Runs Scored.....	4, several times, last - Jordy Mercer, 5/2/11 vs. Akron
Most Hits.....	5, 11x, last - Melvin Dorta, 7/11/08 @ Erie
Most Extra-Base Hits.....	4, 5x, last - Josh Harrison, 6/27/10 vs. Bowie
Most Doubles.....	4, Josh Harrison, 6/27/10 vs. Bowie
Most Triples.....	2, several times, last - Chase d'Arnaud, 9/4/10 vs. Reading
Most Home Runs.....	2, several times, last - Quincy Latimore, 8/13/11 vs. Reading
Most Total Bases.....	14, Craig Wilson, 9/4/99 @ Erie
Most RBI.....	8, Alex Presley, 5/24/10 @ Akron
Most Stolen Bases.....	4, Ray Sadler, 7/10/04 @ Portland
Most Strikeouts.....	5, Miles Durham, 4/22/11 at Richmond
Most Bases on Balls.....	4, several times, last - Pedro Alvarez/Jeff Corsaletti, 8/13/09 vs. Portland

SINGLE-GAME INDIVIDUAL PITCHING RECORDS

Most Hits Allowed, Starter.....	14, Aaron Pribanic, 6/17/11 vs. Harrisburg
Most Hits Allowed, Reliever.....	10, Mike Chaney, 8/26/01 @ Akron
Most Hitless Innings to Begin Game.....	7.1, Paul Ah Yat 4/25/99 @ Bowie
Most Strikeouts.....	13, Tom Gorzelanny, 9/9/05 vs. Akron
Most Strikeouts, Reliever.....	9, Ron Chiavacci, 7/22/06 @ Bowie
Most Bases on Balls.....	8, Adrian Burnside, 8/7/02 vs. Erie
Most Wild Pitches.....	4, Brian O'Connor, 5/31/99 @ Norwich
Most Earned Runs Allowed, Game.....	13, Rob Mattson, 8/8/00 @ Reading
Most Earned Runs Allowed, Inning.....	7, Rob Mattson 8/8/00 @ Reading
Most Innings Pitched, Starter.....	10.0, Hansel Iztquierdo, 9/4/05 @ Bowie

CAREER INDIVIDUAL BATTING RECORDS

Most Games Played.....	410, Shaun Skrehot (2000-04)
Most Hits.....	384, Shaun Skrehot (2000-04)
Most Runs Scored.....	189, Shaun Skrehot (2000-04)
Most Doubles.....	76, Shaun Skrehot (2000-04)
Most Triples.....	19, Vic Buttler (2005-07)
Most Home Runs.....	55, Josh Bonifay (2003-05)
.....	55, Adam Hyzdu (1999-00)
Most RBI.....	209, Josh Bonifay (2003-05)
Most Extra-Base Hits.....	126, Josh Bonifay (2003-05)
Most Stolen Bases.....	67, Chris Duffy (2003-04, 08)
Most Strikeouts.....	312, Josh Bonifay (2003-05)

CAREER INDIVIDUAL PITCHING RECORDS

Most Appearances.....	138, Neal McDade (2001-04)
Most Games Started.....	83, Mike Connolly (2003-06)
Most Wins.....	30, Landon Jacobsen (2003-06)
Most Losses.....	29, Mike Connolly (2003-06)
Most Strikeouts.....	340, Mike Connolly (2003-06)
Most Bases on Balls.....	203, Brian O'Connor (1999-00, 02)
Most Saves.....	29, Matt Peterson (2007)
Most Complete Games.....	6, Brian O'Connor (1999-00, 02)
Most Shutouts.....	2, Ian Snell (2003-04)
.....	2, Stephen Sparks (2000-01)

MONTHLY PITCHING RECORDS

Most Wins, Month.....	5, Wilson Guzman (June 2000)
Most Saves, Month.....	5, Sam McConnell (June 2000)
Most Wins, Month.....	9, Matt Peterson (June 2007)
Most Saves, Month.....	9, Justin Kaye (June 2005)

MISCELLANEOUS HOME RUN RECORDS

Most Home Runs, Home Game.....	7 (6/19/04 vs. Erie)
Most Consecutive Games with a HR, Curve.....	10 (April 25-May 5, 2005)
Most Consecutive Games with a HR, Opponents.....	9 (July 6-16, 2004)
Most Consecutive Games without a HR, Curve.....	11 (August 4-14, 2006)

TOP SINGLE-GAME PERFORMANCES IN CURVE HISTORY

BATTING

5+ HIT GAMES

Humberto Cota, 8/13/00 @ Bowie (5-for-6)
 Adrian Brown, 5/8/01 vs. Bowie (5-for-5)
 Tony Alvarez, 5/3/02 vs. Bowie (5-for-5)
 Jose Castillo, 5/7/03 @ Akron (5-for-6)
 Jeff Keppinger, 6/16/04 @ Harrisburg (5-for-6)
 Rajai Davis, 7/27/05 vs. Binghamton (5-for-6)
 Brett Roneberg, 5/3/06 @ Erie (5-for-6)
 Jason Delaney, 7/16/07 vs. Bowie (5-for-5)
 Melvin Dorta, 4/18/08 vs. Erie (5-for-5)
 Shelby Ford, 6/8/08 vs. Connecticut (5-for-6)
 Melvin Dorta, 7/11/08 @ Erie (5-for-6)

5+ RBI GAMES

Adam Hyzdu, 5/14/99 vs. Harrisburg (5)
 Garrett Long, 5/29/99 vs. Portland (6)
 Adam Hyzdu, 6/25/99 @ New Britain (7)
 Craig Wilson, 7/4/99 @ Erie (5)
 Kevin Haverbusch, 7/18/99 @ Reading (5)
 Craig Wilson, 9/4/99 @ Erie (6)
 Adam Hyzdu, 5/5/00 @ Bowie (7)
 Adam Hyzdu, 8/7/00 vs. Erie (5)
 Eddy Furniss, 8/10/00 @ Reading (5)
 B.J. Barns, 8/6/01 @ Erie (5)
 J.J. Davis, 7/21/02 vs. Bowie (5)
 Tony Alvarez, 7/24/02 vs. Harrisburg (6)
 Shawn Garrett, 8/9/02 vs. Harrisburg (5)
 Shawn Garrett, 4/21/03 @ Erie (5)
 Chan Perry, 7/18/03 @ Erie (5)
 Ray Sadler, 5/14/04 vs. Akron (5)
 Chris Duffy, 6/5/04 @ Akron (5)
 Josh Bonifay, 6/5/04 @ Akron (6)
 Josh Bonifay, 8/4/04 @ Akron (5)
 Brad Eldred, 8/7/04 vs. Harrisburg (5)
 Brad Eldred, 8/15/04 @ Reading (6)
 Brad Eldred, 4/29/05 vs. Trenton (6)
 Simon Pond, 4/14/06 @ Reading (5)
 Vic Buttler, 5/17/06 vs. Reading (6)
 Brant Ust, 5/24/06 vs. Bowie (5)
 Brett Roneberg, 7/29/06 @ Connecticut (6)
 Steven Pearce, 6/7/07 @ New Britain (5)
 Steven Pearce, 6/13/07 vs. New Britain (5)
 Neil Walker, 6/28/07 vs. Trenton (5)
 Miguel Perez, 6/8/08 vs. Connecticut (5)
 Jamie Romak, 8/15/08 @ New Hampshire (6)
 Shelby Ford, 8/8/09 @ New Hampshire (5)
 Alex Presley, 4/19/10 @ Akron (5)
 Shelby Ford, 5/15/10 @ Richmond (5)
 Alex Presley, 5/24/10 @ Akron (8)
 Hector Gimenez, 6/2/10 @ New Britain (5)
 Kris Watts, 8/7/10 @ Harrisburg (5)
 Starling Marte, 4/22/11 @ Richmond (6)
 Jordy Mercer, 5/11/11 @ Harrisburg (5)

PITCHING

COMPLETE-GAME SHUTOUTS

Bronson Arroyo, 6/8/99 vs. Bowie (11 Hits)
 Stephen Sparks, 6/4/00 @ Harrisburg (4 Hits)Sam
 McConnell, 6/13/00 @ Bowie (5 Hits)
 Wilson Guzman, 6/17/00 @ Akron (2 Hits) [7 inn.]
 Stephen Sparks, 7/7/00 vs. Reading (5 Hits)
 Justin Reid, 7/20/01 vs. New Haven (4 Hits)
 Mike Gonzalez, 8/6/01 @ Harrisburg (6 Hits)
 John Grabow, 6/13/02 vs. Erie (5 Hits)
 Brian O'Connor, 7/23/02 vs. Harrisburg (4 Hits)
 Brad Guy, 8/29/02 @ Erie (3 Hits)
 Sean Burnett, 6/18/03 vs. Trenton (2 Hits)
 Sean Burnett, 8/18/03 vs. Bowie (4 Hits)
 Ian Oquendo, 8/27/03 vs. Reading (3 Hits) [7 inn.]
 Ian Snell, 4/27/04 @ Norwich (3 Hits) [7 inn.]
 Ian Snell, 9/3/04 @ New Britain (5 Hits) [7 inn.]
 Tom Gorzelanny, 6/26/05 vs. New Britain (3 Hits)
 Tom Gorzelanny, 9/9/05 vs. Akron (4 Hits)***
 Landon Jacobsen, 6/22/06 @ Harrisburg (3 Hits) [6 inn.]
 Luis Munoz, 6/28/07 vs. Trenton (5 Hits) [7 inn.]
 Dewon Brazelton, 8/31/07 @ Erie (3 Hits) [7 inn.]
 Brad Lincoln, 5/21/09 @ Bowie (2 Hits)
 Sean Smith, 6/6/09 vs. Akron GM. #2 (4 Hits) [7 inn.]
 Aaron Pribanic, 5/21/11 vs. Akron Gm. #1 (7 hits) [7 inn.]

***Indicates E.L. Playoff Game

NO-HITTERS

A. Burnside, N. McDade, C. Spurling, 4/23/02 vs. Akron

10+ STRIKEOUT GAMES

Paul Ah Yat, 4/25/99 @ Bowie (10)
 Paul Ah Yat, 6/1/99 @ Norwich (11)
 Bronson Arroyo, 7/19/99 vs. Erie (10)
 Joe Beimel, 9/4/00 vs. Akron (11)
 Jason Schmidt, 4/13/01 vs. Erie (10)
 Adrian Burnside, 4/17/02 vs. Erie (11)
 Ben Shaffar, 6/14/02 @ Bowie (10)
 Ian Snell, 5/2/04 vs. Erie (12)
 Ian Snell, 8/12/04 @ New Hampshire (11)
 Ian Snell, 9/3/04 @ New Britain (10)
 Tom Gorzelanny, 8/2/05 @ Erie (11)
 Tom Gorzelanny, 9/9/05 vs. Akron (13)***
 Luis Munoz, 5/7/07 vs. Erie (10)
 Kip Bouknight, 8/30/07 vs. Reading (10)
 Rudy Owens, 5/4/10 @ Richmond (11)
 Justin Wilson, 8/13/10 vs. New Hampshire (11)
 Jeff Locke, 4/25/11 @ Harrisburg (10)
 Kyle McPherson, 7/30/11 @ Portland (10)

***Indicates E.L. Playoff Game



BATTING

AVERAGE*

Jeff Keppinger	.338 (2004)	Adam Hyzdu	.612 (1999)
Steven Pearce	.334 (2007)	Steven Pearce	.586 (2007)
Starling Marte	.332 (2011)	Josh Bonifay	.556 (2005)
Nate McLouth	.322 (2004)	Adam Hyzdu	.554 (2000)
Tony Alvarez	.318 (2002)	J.J. Davis	.526 (2002)

*Minimum 300 Plate App.

*Minimum 300 Plate App.

SLUGGING %*

HOME RUNS

Adam Hyzdu	31 (2000)	Adam Hyzdu	142 (2000)
Josh Bonifay	25 (2005)	Chris Duffy	137 (2003)
Adam Hyzdu	24 (1999)	Tike Redman	136 (1999)
Jose Bautista	23 (2005)	Miles Durham	136 (2010)
Carlos Rivera	22 (2002)	Two tied	135

GAMES

RBI

Adam Hyzdu	106 (2000)	Adam Hyzdu	96 (2000)
Jose Bautista	90 (2005)	Nate McLouth	93 (2004)
Rob Mackowiak	87 (2000)	Chase d'Arnaud	91 (2010)
Matt Hague	86 (2010)	Starling Marte	91 (2011)
Carlos Rivera	84 (2002)	Matt Hague	90 (2010)

RUNS

HITS

Starling Marte	178 (2011)	Nate McLouth	40 (2004)
Nate McLouth	166 (2004)	Adam Hyzdu	39 (2000)
Tony Alvarez	161 (2002)	Starling Marte	38 (2011)
Rob Mackowiak	156 (2000)	Tony Alvarez	37 (2002)
Josh Harrison	156 (2010)	Three tied	33

DOUBLES

EXTRA-BASE HITS

Adam Hyzdu	72 (2000)	Vic Buttler	14 (2006)
Starling Marte	58 (2011)	Tike Redman	12 (1999)
Tony Alvarez	53 (2002)	Craig Stansberry	11 (2005)
Three tied	52	Chase d'Arnaud	9 (2010)
		Brock Holt	9 (2011)

TRIPLES

STRIKEOUTS

Quincy Latimore	140 (2011)	Rajai Davis	45 (2005)
Miles Durham	139 (2010)	Rich Thompson	45 (2005)
Simon Pond	121 (2006)	Chris Duffy	34 (2003)
Lee Evans	116 (2001)	Chase d'Arnaud	33 (2010)
Craig Stansberry	114 (2005)	Chris Duffy	32 (2004)

STOLEN BASES

ERA*

Shane Youman	1.51 (2006)	Yoslan Herrera	.917 (2009)
Sam McConnell	1.61 (2000)	Sam McConnell	.818 (2000)
Brady Borner	2.08 (2005)	Bronson Arroyo	.789 (1999)
Michael Dube	2.24 (2010)	Brian O'Connor	.750 (2000)
Brad Lincoln	2.28 (2009)	Neal McDade	.727 (2002)

*Minimum 75 IP

WINNING %*

*Minimum 10 Decisions

APPEARANCES

David Daniels	55 (1999)	Brian O'Connor	92 (1999)
Brad Guy	54 (2000)	Matt Peterson	74 (2005)
Noah Krol	54 (2011)	Justin Wilson	71 (2010)
Justin Kaye	53 (2005)	Adrian Burnside	67 (2002)
Jeff Miller	52 (2004)	John Grabow	65 (2000)

BASES ON BALLS

INNINGS PITCHED

Landon Jacobsen	1622 (2003)	Matt Peterson	29 (2007)
Sean Burnett	159.2(2003)	Brandon Knight	27 (2006)
Landon Jacobsen	1540 (2006)	Noah Krol	24 (2011)
Justin Reid	153.2(2002)	Justin Kaye	22 (2005)
Brian O'Connor	153.1 (1999)	Two tied	21

SAVES

WINS

Bronson Arroyo	15 (1999)	Brian O'Connor	4 (2000)
Landon Jacobsen	14 (2006)	5 Players Tied	3
Sean Burnett	14 (2003)		
Five Tied	12		

COMPLETE GAMES

LOSSES

Josh Shortslef	13 (2007)	Justin Reid	21 (2002)
John Grabow	13 (2002)	Matt Peterson	19 (2005)
Five Tied	11	Paul Stewart	19 (2005)
		3 Players Tied	18

HOME RUNS ALLOWED

STRIKEOUTS

Ian Snell	142 (2004)	Ian Snell	2 (2004)
Justin Wilson	134 (2010)	Steve Sparks	2 (2000)
Rudy Owens	132 (2010)	14 Players Tied	1
Tom Gorzelanny	124 (2005)		
Adrian Burnside	122 (2002)		

SHUTOUTS

FASTFACT™ PIRATES MINOR LEAGUE PLAYERS OF THE YEAR

Altoona

Since 2000, the Pirates have been honoring a minor league player and pitcher with a yearly award. They are recognized for their achievement during a September pregame ceremony at PNC Park in Pittsburgh and a plaque hangs on the wall in the Woody Huyke clubhouse in Bradenton showing each winner.

YR PITCHER OF THE YEAR

'00	Wilson Guzman
'01	Sean Burnett
'02	Sean Burnett
'03	Ian Snell
'04	Zach Duke
'05	Paul Maholm
'06	Tom Gorzelanny
'07	John Van Benschoten
'08	Jeff Sues
'09	Rudy Owens
'10	Rudy Owens
'11	Kyle McPherson

YR PLAYER OF THE YEAR

'00	J.R. House
'01	Humberto Cota
'02	Walter Young
'03	Chris Shelton
'04	Brad Eldred
'05	Jose Bautista
'06	Andrew McCutchen
'07	Steve Pearce
'08	Jim Negrych
'09	Pedro Alvarez
'10	Alex Presley
'11	Robbie Grossman

bold - played in Altoona that season



BATTING

HITS		GAMES PLAYED	
Shaun Skrehot	384 (2000-04)	Shaun Skrehot	410 (2000-04)
Josh Bonifay	311 (2003-05)	Rico Washington	322 (2000-02)
Brett Roneberg	304 (2003,06-07)	Josh Bonifay	313 (2003-05)
Rico Washington	298 (2000-02)	Brett Roneberg	311 (2003,06-07)
Jason Delaney	284 (2007-09)	Jason Delaney	299 (2007-09)

HOME RUNS		RUNS SCORED	
Josh Bonifay	55 (2003-05)	Shaun Skrehot	189 (2000-04)
Adam Hyzdu	55 (1999-00)	Chris Duffy	175 (2003-04,08)
Ray Sadler	41 (2003-06)	Brett Roneberg	161 (2003,06-07)
Carlos Rivera	32 (2001-02)	Adam Hyzdu	160 (1999-00)
Brad Eldred	30 (2004-05)	Rico Washington	158 (2000-02)

RBI		STOLEN BASES	
Josh Bonifay	209 (2003-05)	Chris Duffy	67 (2003-04,08)
Adam Hyzdu	184 (1999-00)	Shaun Skrehot	57 (2000-04)
Brett Roneberg	170 (2003,06-07)	Vic Buttler	49 (2005-07)
Ray Sadler	148 (2003-06)	Rich Thompson	48 (2005-06)
Jason Delaney	143 (2007-09)	Tony Alvarez	46 (2001-02)

DOUBLES		TRIPLES	
Shaun Skrehot	76 (2000-04)	Vic Buttler	18 (2005-07)
Josh Bonifay	68 (2003-05)	Craig Stansberry	14 (2005-06)
Adam Hyzdu	65 (1999-00)	Shaun Skrehot	14 (2000-04)
Brett Roneberg	58 (2003,06-07)	Shawn Garrett	14 (2002-03)
Carlos Rivera	58 (2001-02)	Chris Duffy	12 (2003-04,08)

STRIKEOUTS		EXTRA-BASE HITS	
Josh Bonifay	312 (2003-05)	Josh Bonifay	126 (2003-05)
Miles Durham	248 (2009-11)	Adam Hyzdu	124 (1999-00)
Ray Sadler	247 (2003-06)	Ray Sadler	105 (2003-06)
Shaun Skrehot	227 (2000-04)	Shaun Skrehot	100 (2000-04)
Jason Delaney	219 (2007-09)	Brett Roneberg	94 (2003,06-07)

PITCHING

GAMES PITCHED		GAMES STARTED	
Neal McDade	138 (2001-04)	Mike Connolly	83 (2003-06)
Clint Chrysler	118 (2001-03)	John Grabow	70 (2000-03)
Brady Borner	117 (2003-06)	Landon Jacobsen	66 (2003-06)
Matt Peterson	116 (2004-07)	Brian O'Connor	63 (99-00, 02)
Brad Guy	116 (2000-03)	Matt Peterson	50 (2004-07)

WINS		BASES ON BALLS	
Landon Jacobsen	30 (2003-06)	Brian O'Connor	203 (99-00, 02)
Mike Connolly	27 (2003-06)	Matt Peterson	170 (2004-07)
Matt Peterson	24 (2004-07)	John Grabow	170 (2000-03)
John Grabow	24 (2000-03)	Mike Connolly	156 (2003-06)
Brian O'Connor	24 (99-00, 02)	Landon Jacobsen	129 (2003-06)

LOSSES		COMPLETE GAMES	
Mike Connolly	29 (2003-06)	Brian O'Connor	6 (99-00, 02)
John Grabow	26 (2000-03)	Stephen Sparks	4 (2000-01)
Brian O'Connor	24 (99-00, 02)	Sam McConnell	4 (1999-00)
Landon Jacobsen	22 (2003-06)	3 Players Tied	3
Derek Hankins	20 (2007-10)		

SAVES		HOME RUNS ALLOWED	
Matt Peterson	29 (2004-07)	Mike Connolly	42 (2003-06)
Brandon Knight	27 (2006)	Matt Peterson	40 (2004-07)
Noah Krol	24 (2011)	Brady Borner	32 (2003-06)
Justin Kaye	22 (2005)	John Grabow	30 (2000-03)
Three tied	21	Landon Jacobsen	28 (2003-06)

STRIKEOUTS		SHUTOUTS	
Mike Connolly	340 (2003-06)	Ian Snell	2 (2003-04)
John Grabow	321 (2000-03)	Stephen Sparks	2 (2000-01)
Matt Peterson	255 (2004-07)	16 Players Tied	1
Ben Shaffar	239 (2002-05)		
Brian O'Connor	235 (99-00, 02)		

FASTFACT»»PIRATES REHABS IN ALTOONA

Altoona

Below are the Major League rehab assignments that have come through Altoona in the history of the franchise.

PLAYER	YEAR	INJURY
Mark Wilkins (RHP)	1999 (4/16-4/24)	Right Shoulder
Francisco Cordova (RHP)	1999 (5/3-5/8)	Shoulder Inflammation
Jason Christiansen (LHP)	1999 (5/22-5/25)	Strained Neck
Turner Ward (OF)	1999 (6/23-6/24)	Right Knee
Javier Martinez (RHP)	1999 (6/28-7/26)	Torn Arm Ligament
Ivan Cruz (1B)	1999 (7/22-7/25)	Strained Right Elbow
Rich Loiselle (RHP)	2000 (4/26-5/21)	Right Elbow Surgery
Adrian Brown (OF)	2000 (7/2-7/3)	Strained Left Hamstring
Brad Clontz (RHP)	2000 (8/25-9/4)	Right Elbow
Jason Schmidt (RHP)	2001 (4/13-4/30)	Right Shoulder & Elbow
Francisco Cordova (RHP)	2001 (4/28)	Right Elbow
Adrian Brown (OF)	2001 (5/7-5/13)	Right Shoulder
Terry Mulholland (LHP)	2001 (7/27-7/28)	Broken Index Finger
Jose Silva (RHP)	2001 (8/31-9/2)	Broken Right Leg
Kris Benson (RHP)	2002 (5/7)	Right Elbow
Armando Rios (OF)	2002 (6/9)	Left Knee Contusion
Ryan Vogelsong (RHP)	2002 (7/23-8/2)	Right Elbow
Sean Casey (1B)	2006 (5/26-5/28)	Lower Back Fracture
Kip Wells (RHP)	2006 (6/15)	Blocked Artery, Right Shoulder
John Van Benschoten (RHP)	2006 (8/14)	Right Shoulder
Ryan Doumit (C)	2006 (8/20-8/22)	Torn Left Hamstring
Jack Wilson (SS)	2008 (5/20-5/26)	Right Calf
Ryan Doumit (C)	2008 (6/3-6/5)	Left Thumb Fracture
Chris Duffy (CF)	2008 (6/15-7/3)	Left Shoulder Surgery
Matt Capps (RHP)	2008 (8/12-8/15)	Right Shoulder
Phil Dumatra (LHP)	2009 (7/30-7/31)	Left Shoulder
Donnie Veal (LHP)	2009 (8/19-9/7)	Sprained Left Index Finger
Ross Ohlendorf	2010 (5/3-5/7)	Stiff Back
Jack Taschner	2010 (5/28-5/31)	Left Hamstring Tightness
Zach Duke	2010 (7/5-7/12)	Left elbow pronator strain
Mike Crotta	2011 (6/17)	Right elbow
Joe Beimel	2011 (7/4-7/10)	Left elbow inflammation
Ross Ohlendorf	2011 (7/24)	Right shoulder posterior strain



OPENING DAY LINEUPS



April 9, 1999
at Reading
L, 6-2

Tike Redman	CF
Chris Wimmer	2B
Alex Hernandez	RF
Ron Wright	1B
Kevin Haverbusch	3B
Mel Rosario	C
Garrett Long	LF
Luis Figueroa	SS
Paul Ah Yat	P



April 4, 2002
vs. Harrisburg
W, 7-5

Shaun Skrehot	SS
Tony Alvarez	CF
Rico Washington	3B
Shawn Garrett	LF
J.R. House	C
Carlos Rivera	1B
J.J. Davis	RF
Victor Rodriguez	2B
Justin Reid	P



April 7, 2005
at Reading
L, 5-4

Rajai Davis	CF
Jorge Cortes	RF
Jose Bautista	3B
Brad Eldred	1B
Ronny Paulino	C
Scott Neuberger	LF
Victor Mercedes	2B
Brandon Chaves	SS
Mike Connolly	P



April 3, 2008
vs. Reading
L, 8-3

James Boone	CF
Shelby Ford	2B
Jonel Pacheco	LF
Brad Corley	RF
Jason Delaney	1B
Luis Cruz	SS
Melvin Dorta	3B
Miguel Perez	C
Kyle Bloom	P



April 7, 2011
at Erie
L, 3-2

Brock Holt	2B
Starling Marte	CF
Jordy Mercer	SS
Tony Sanchez	C
Miles Durham	1B
Quincy Latimore	LF
Jeremy Farrell	3B
Eric Fryer	DH
Brad Chalk	RF
Bryan Morris	P



April 7, 2000
vs. Harrisburg
W, 7-3

Rob Mackowiak	RF
Rico Washington	2B
Adam Hyzdu	LF
Alex Hernandez	CF
Kevin Haverbusch	3B
Eddy Furniss	1B
Humberto Cota	C
Luis Figueroa	SS
Brian O'Connor	P



April 3, 2003
at Reading
L, 8-7

Chris Duffy	CF
Jose Castillo	SS
Brett Roneberg	1B
Josh Bonifay	LF
Shawn Garrett	RF
Kevin Nicholson	2B
Chris Heintz	C
Joe Caruso	3B
Ben Shaffar	P



April 6, 2006
vs. Trenton
W, 4-3

Rich Thompson	CF
Craig Stansberry	2B
Rafael Alvarez	DH
Travis Chapman	3B
Simon Pond	1B
Adam Boeve	RF
Vic Buttler	LF
Javier Guzman	SS
Carlos Maldonado	C
Mike Connolly	P



April 8, 2009
at Erie
L, 8-7

Brian Friday	SS
Jim Negrych	2B
Jose Tabata	CF
Jonel Pacheco	LF
Jamie Romak	1B
Steve Lerud	C
Brad Corley	RF
Pedro Lopez	DH
Angel Gonzalez	3B
Tony Watson	P



April 6, 2001
at Erie
L, 7-2

Jayson Bass	LF
Richard Paz	2B
J.R. House	C
Darren Burton	CF
Rico Washington	3B
J.J. Davis	RF
Dan Meier	DH
Lee Evans	1B
Shaun Skrehot	SS
John Grabow	P



April 8, 2004
vs. Portland
W, 3-2

Chris Duffy	CF
Nate McLouth	RF
Kevin Nicholson	3B
Ray Navarrete	1B
Ronny Paulino	C
Ray Sadler	DH
Gary Thomas	LF
Jeff Keppinger	2B
Brandon Chaves	SS
Ian Snell	P



April 9, 2007
at Akron
L, 5-4

Andrew McCutchen	CF
Vic Buttler	LF
Neil Walker	3B
Randy Ruiz	DH
Adam Boeve	RF
Brett Roneberg	1B
Javier Guzman	2B
Brandon Chaves	SS
Milver Reyes	C
Josh Shortlef	P



April 8, 2010
vs. Harrisburg
W, 5-1

Gorkys Hernandez	CF
Chase d'Arnaud	SS
Jordy Mercer	3B
Miles Durham	RF
Hector Gimenez	C
Alex Presley	LF
Josh Harrison	2B
Matt Hague	1B
Mike Crotta	P

FASTFACT™ PIRATES' RETIRED NUMBERS

The Pittsburgh Pirates have retired 10 uniform numbers at the Major League level. It is Pirates' policy that those numbers are not to be worn by any of their players in the minors throughout the farm system. Those numbers are:

- | | | |
|-------------------|---------------------|--------------------|
| 1 Billy Meyer | 11 Paul Waner | 40 Danny Murtaugh |
| 2 Ralph Kiner | 20 Pie Traynor | 42 Jackie Robinson |
| 8 Willie Stargell | 21 Roberto Clemente | |
| 9 Bill Mazeroski | 33 Honus Wagner | |

*Robinson's number was retired throughout Major League Baseball on July 12, 1997

Altoona



1999 CURVE (67-73)

PLAYER	AVG	G	AB	R	H	2B	3B	HR	RBI	BB	SO	SB	CS
Asche, Mike	.412	7	17	3	7	2	0	0	3	1	3	1	1
Bieser, Steve	.209	40	148	24	31	5	2	4	23	21	32	3	4
Bryant, Matt	.250	12	24	1	6	0	0	0	1	2	7	0	0
Cruz, Ivan	.154	3	13	1	2	1	0	0	3	1	8	0	0
DeHaan, Kory	.268	47	190	26	51	13	2	3	24	11	46	14	6
Figuerola, Luis	.263	131	418	61	110	15	5	3	50	52	44	9	9
Haad, Yamid	.182	43	137	20	25	3	0	6	10	19	32	7	3
Haverbusch, Kevin	.286	93	332	57	95	22	2	14	61	12	60	6	4
Hernandez, Alex	.257	126	475	76	122	26	3	15	63	54	110	11	8
Hyzdu, Adam	.316	91	345	64	109	26	2	24	78	40	62	8	4
Iglesias, Luis	.281	31	89	13	25	6	0	6	16	14	26	0	1
Jorgensen, Tim	.130	7	23	1	3	1	0	0	2	0	6	0	0
Long, Garrett	.245	109	355	61	87	12	4	18	56	63	100	6	6
Lorenzana, Luis	.216	34	74	9	16	2	1	2	8	14	17	0	0
Mackowiak, Rob	.262	53	195	21	51	15	3	3	27	8	34	0	2
McConnell, Sam	.250	13	4	0	1	0	0	0	1	1	1	0	0
Patzke, Jeff	.298	53	198	31	59	12	1	2	25	33	45	4	2
Redman, Tike	.269	136	532	84	143	20	12	3	60	52	52	29	16
Robertson, Mike	.280	46	175	31	49	12	0	9	28	24	26	0	3
Rosario, Melvin	.241	26	87	11	21	9	0	1	11	6	15	0	0
Secrist, Reed	.168	36	95	9	16	5	0	0	10	13	23	0	0
Sweet, Jon	.257	37	105	15	27	5	1	2	13	11	15	0	1
Ward, Turner	.000	1	3	1	0	0	0	0	0	2	2	0	0
Wehner, John	.167	4	12	2	2	0	0	0	2	0	0	1	1
Wilson, Craig	.268	111	362	57	97	21	3	20	69	40	104	1	3
Wimmer, Chris	.252	27	107	9	27	5	2	1	6	8	12	5	2
Wright, Ron	.213	24	80	2	17	6	0	0	4	9	27	0	0
TOTALS	.258	140	4723	695	1218	249	43	138	664	519	964	105	78

PLAYER	W-L	ERA	G	GS	CG	SHO	SV	IP	H	R	ER	HR	BB	SO
Ah Yat, Paul	8-4	3.02	16	15	0	0	0	95.1	86	41	32	6	30	90
Arroyo, Bronson	15-4	3.65	25	25	2	1	0	153.0	167	73	62	15	58	100
Ayers, Mike	0-0	1.59	11	0	0	0	0	17.0	10	4	3	1	11	16
Baron, Jim	9-9	3.97	29	20	0	0	0	145.0	141	73	64	13	44	75
Beltran, Alonso	0-2	9.00	13	0	0	0	1	18.0	27	18	18	2	9	18
Brown, Alvin	4-1	6.49	7	6	0	0	0	26.1	29	22	19	0	17	15
Burgos, Enrique	0-1	2.25	5	0	0	0	0	4.0	1	1	1	0	3	2
Christiansen, Jason	0-0	0.00	2	1	0	0	0	3.0	1	0	0	0	1	2
Cordova, Francisco	1-1	4.66	2	2	0	0	0	9.2	13	8	5	0	4	12
Daniels, David	2-2	2.67	55	0	0	0	8	67.1	55	21	20	6	19	63
Davis, Kane	4-6	3.78	16	16	0	0	0	95.1	97	51	40	5	41	53
Donnelly, Brendan	0-0	7.71	2	0	0	0	1	2.1	4	2	2	0	2	0
Dougherty, Tony	0-0	7.47	9	0	0	0	0	15.2	29	19	13	3	7	6
Duff, Matt	2-4	2.81	44	0	0	0	12	57.2	43	19	18	5	35	59
Dunbar, Matt	3-5	3.42	49	0	0	0	2	47.1	35	19	18	2	23	35
France, Aaron	4-5	3.67	33	11	0	0	0	95.2	79	50	39	8	48	70
Garcia, Al	0-0	4.50	2	0	0	0	0	4.0	6	4	2	0	3	1
Giard, Ken	2-2	1.71	38	0	0	0	6	42.0	34	12	8	1	25	48
Gonzalez, Mike	2-3	8.10	7	5	0	0	0	26.2	34	25	24	4	19	31
Long, Joey	0-0	5.91	8	0	0	0	0	10.2	16	8	7	3	4	5
Martinez, Javier	0-0	6.10	10	0	0	0	0	10.1	11	8	7	1	14	16
Mathews, Del	1-1	6.00	9	0	0	0	0	12.0	21	15	8	2	6	8
McConnell, Sam	1-7	6.64	13	12	1	0	0	62.1	82	52	46	7	33	40
O'Connor, Brian	7-11	4.70	28	27	1	0	0	153.1	152	98	80	10	92	106
Pena, Alex	1-0	3.86	9	0	0	0	0	21.0	22	12	9	2	9	20
Runion, Tony	1-4	3.59	31	0	0	0	2	42.2	52	23	17	3	9	39
Secrist, Reed	0-0	0.00	1	0	0	0	0	1.0	1	0	0	0	0	0
Wilkins, Marc	0-1	1.50	4	0	0	0	0	6.0	4	2	1	0	4	5
TOTALS	67-73	4.07	140	140	4	5	32	1244.2	1252	680	563	99	570	935



2000 CURVE (74-68)

PLAYER	AVG	G	AB	R	H	2B	3B	HR	RBI	BB	SO	SB	CS
Bass, Jayson	.244	19	45	7	11	0	1	0	5	5	8	3	0
Beimel, Joe	.250	10	8	3	2	1	0	0	0	1	4	0	0
Brown, Adrian	.000	2	5	1	0	0	0	0	0	3	1	0	0
Burton, Darren	.328	63	229	44	75	8	2	5	33	23	42	3	0
Cota, Humberto	.261	112	429	49	112	20	1	8	44	21	80	6	4
Duff, Matt	.400	48	5	0	2	0	0	0	0	0	1	0	0
Evans, Lee	.237	32	118	18	28	4	1	1	8	14	28	1	1
Figueroa, Luis	.284	94	342	45	97	10	4	1	28	37	32	14	5
Furniss, Wilburn	.239	121	348	50	83	16	1	11	52	68	82	4	4
Haad, Yamid	.197	59	183	24	36	7	0	4	13	18	44	1	1
Haverbusch, Kevin	.279	43	140	23	39	3	1	5	21	11	15	2	2
Hernandez, Alex	.337	50	199	28	67	16	1	4	34	13	42	1	2
Hyzdur, Adam	.290	142	514	96	149	39	2	31	106	94	102	3	7
Lankford, Derrick	.293	96	314	41	92	16	2	10	40	47	60	4	1
Long, Garrett	.230	42	122	18	28	8	0	4	18	17	33	0	1
Lorenzana, Luis	.157	24	51	7	8	2	0	0	2	4	15	0	0
Mackowiak, Rob	.297	134	526	82	156	33	4	13	87	22	96	18	5
McConnell, Sam	.125	20	8	0	1	0	0	0	1	1	4	0	0
Patterson, Jarrod	.139	11	36	1	5	1	0	0	4	3	11	0	0
Pickford, Kevin	.286	10	7	0	2	0	0	0	0	1	1	0	0
Pointer, Corey	.154	19	39	6	6	1	1	0	4	7	18	0	0
Sanders, Tracy	.184	26	76	11	14	4	0	4	12	12	29	0	0
Skrehot, Shaun	.228	57	158	14	36	4	1	0	9	16	32	7	2
Washington, Rico	.258	135	503	74	130	22	7	8	59	55	74	4	9
Williams, Keith	.256	36	121	14	31	5	0	3	17	16	29	3	1
Wilson, Jack	.252	33	139	17	35	7	2	1	16	14	17	1	3
TOTALS	.264	142	4764	682	1257	230	31	113	621	527	941	75	48

PLAYER	W-L	ERA	G	GS	CG	SHO	SV	IP	H	R	ER	HR	BB	SO
Alvarado, Carlos	3-0	4.11	16	1	0	0	1	30.2	31	16	14	2	18	27
Anderson, Jimmy	1-0	0.00	1	1	0	0	0	9.0	7	1	0	0	1	6
Ayers, Mike	3-2	3.24	38	0	0	0	1	58.1	47	30	21	2	29	49
Beimel, Joe	1-6	4.16	10	10	1	0	0	62.2	72	38	29	8	21	28
Burton, Darren	0-0	0.00	1	0	0	0	0	1.0	0	0	0	0	0	0
Carrasco, D.J.	1-1	8.36	9	0	0	0	0	14.0	16	14	13	0	13	10
Clontz, Brad	0-0	1.93	4	0	0	0	0	4.2	4	2	1	0	1	4
Duff, Matt	0-4	3.93	47	0	0	0	6	55.0	50	31	24	1	36	61
France, Aaron	5-2	3.44	22	12	0	0	0	81.0	83	41	31	4	27	57
Grabow, John	8-7	4.33	24	24	1	0	0	145.1	145	81	70	10	65	109
Guy, Brad	4-6	3.53	54	1	0	0	7	81.2	82	35	32	3	25	37
Guzman, Wilson	10-4	3.02	18	18	3	1	0	119.1	99	49	40	6	45	77
Lankford, Derrick	0-0	0.00	2	0	0	0	0	4.0	2	0	0	0	4	2
Loiselle, Rich	0-1	5.27	13	0	0	0	2	13.2	17	9	8	1	6	18
Manzueta, Roberto	0-1	5.06	8	2	0	0	0	21.1	26	16	12	0	13	14
Martin, Jeff	0-2	4.64	17	0	0	0	0	21.1	28	16	11	2	15	16
Mattson, Rob	1-1	6.32	7	6	0	0	0	37.0	48	33	26	4	16	19
McConnell, Sam	9-2	1.61	20	13	3	1	0	106.0	83	24	19	3	26	61
O'Connor, Brian	12-4	3.76	22	22	4	0	0	129.1	120	69	54	4	61	76
Osteen, Gavin	0-0	0.00	1	0	0	0	0	1.2	1	0	0	0	2	2
Padua, Geraldo	1-6	6.97	9	9	0	0	0	41.1	59	42	32	3	20	31
Pickford, Kevin	0-5	9.97	10	4	0	0	0	21.2	38	29	24	2	14	9
Rosengren, John	2-1	7.17	22	0	0	0	3	21.1	17	17	17	1	21	24
Sak, Jim	0-1	10.80	7	0	0	0	0	5.0	2	9	6	1	13	5
Smith, Brian	3-4	0.99	22	0	0	0	12	27.1	14	6	3	0	8	23
Sparks, Steve	6-7	4.77	23	17	3	2	0	109.1	103	66	58	6	54	66
Wimberly, Larry	4-1	6.86	10	2	0	0	0	21.0	29	22	16	4	11	25
TOTALS	74-68	4.06	142	142	16	8	32	1244.0	1223	696	561	67	565	856

FASTFACT™ ALL-TIME OPENING DAY STARTERS

Altoona

YEAR	PLAYER	OPPONENT	DEC.	FINAL LINE	FINAL SCORE
1999	Paul Ah Yat	@ Reading	ND	1.0 IP, 0 H, 0 R, 0 ER, 0 BB, 1 SO*	L, 6-2
2000	Brian O'Connor	HARRISBURG	W	5.0 IP, 2 H, 0 R, 0 ER, 4 BB, 4 SO	W, 7-3
2001	John Grabow	@ Erie	L	5.1 IP, 4 H, 4 R, 3 ER, 2 BB, 4 SO	L, 7-2
2002	Justin Reid	HARRISBURG	ND	3.2 IP, 5 H, 2 R, 2 ER, 0 BB, 4 SO	W, 7-5
2003	Ben Shaffar	@ Reading	ND	4.1 IP, 5 H, 5 R, 1 ER, 0 BB, 4 SO	L, 8-7
2004	Ian Snell	PORTLAND	W	5.0 IP, 4 H, 0 R, 0 ER, 1 BB, 6 SO	W, 3-2
2005	Mike Connolly	@ Reading	L	0.0 IP, 0 H, 1 R, 1 ER, 1 BB, 0 SO#	L, 5-4
2006	Mike Connolly	TRENTON	ND	5.0 IP, 4 H, 1 R, 1 ER, 1 BB, 7 SO	W, 4-3
2007	Josh Shortslef	@ Akron	L	4.0 IP, 5 H, 3 R, 2 ER, 1 BB, 8 SO	L, 5-4
2008	Kyle Bloom	READING	L	3.2 IP, 5 H, 6 R, 6 ER, 3 BB, 2 SO	L, 8-3
2009	Tony Watson	@ Erie	L	3.2 IP, 3 H, 5 R, 5 ER, 4 BB, 2 SO	L, 8-7
2010	Mike Crotta	HARRISBURG	W	6.0 IP, 1 H, 1 R, 1 ER, 1 BB, 4 SO	W, 5-1
2011	Bryan Morris	@ Erie	ND	4.1 IP, 4 H, 2 R, 2 ER, 5 BB, 3 SO	L, 3-2

*Left game after one inning because game was suspended by rain

#Left game after facing one batter because game was suspended by rain



2001 CURVE (63-79)

PLAYER	AVG	G	AB	R	H	2B	3B	HR	RBI	BB	SO	SB	CS
Alvarez, Tony	.319	67	254	34	81	16	1	6	25	9	30	17	11
Barns, B.J.	.220	30	109	12	24	6	2	6	15	7	37	3	1
Bass, Jayson	.235	67	170	18	40	14	3	1	13	10	47	9	5
Brown, Adrian	.333	7	30	7	10	1	1	0	1	1	7	0	2
Bruce, Mo	.118	10	34	4	4	1	0	0	2	4	11	0	2
Burton, Darren	.288	85	299	36	86	15	2	7	32	23	62	5	1
Davis, J.J.	.250	67	228	21	57	13	3	4	26	21	79	2	5
Doumit, Ryan	.250	2	4	0	1	0	0	0	2	1	1	0	0
Evans, Lee	.248	118	428	53	106	21	8	11	48	37	116	12	5
France, Aaron	.250	7	4	0	1	0	0	0	1	0	0	0	0
Galvez, Randy	.188	15	16	2	3	0	0	1	1	0	9	0	0
Green, Scarborough	.253	27	91	10	23	1	0	0	6	6	19	10	0
Haad, Yamid	.000	1	3	0	0	0	0	0	0	0	0	0	0
Haverbusch, Kevin	.261	43	153	17	40	10	2	2	19	5	23	1	2
House, J.R.	.258	112	426	51	110	25	1	11	56	37	103	1	1
Langston, Jay	.282	28	103	9	29	3	1	0	7	2	22	0	1
Lankford, Derrick	.158	6	19	2	3	1	1	0	2	1	6	0	0
Mann, Derek	.000	1	3	0	0	0	0	0	0	0	1	0	0
Martin, Justin	.329	63	161	20	53	7	0	0	13	14	21	16	6
Meier, Dan	.256	97	312	43	80	14	4	13	38	45	80	1	1
Monahan, Shane	.296	21	71	9	21	6	1	2	10	4	12	1	2
Paz, Richard	.238	85	248	30	59	15	1	4	30	52	55	7	6
Petersen, Chris	.210	38	100	7	21	6	0	0	11	17	20	1	2
Reid, Justin	.214	17	14	3	3	1	0	0	0	1	5	0	0
Rivera, Carlos	.234	111	389	44	91	30	0	10	50	13	71	0	2
Secrist, Reed	.071	4	14	0	1	0	0	0	1	1	6	0	0
Skrehot, Shaun	.267	117	468	61	125	30	6	6	45	30	63	24	15
Smith, Brian	.000	2	1	0	0	0	0	0	0	0	1	0	0
Stoner, Mike	.252	42	135	15	34	7	1	3	21	2	21	0	3
Washington, Rico	.302	75	291	31	88	17	0	4	29	21	49	5	5
Wehner, John	.228	25	92	10	21	3	0	0	8	3	11	4	0
TOTALS	.258	142	4760	557	1226	267	38	91	514	376	1027	120	78

PLAYER	W-L	ERA	G	GS	CG	SHO	SV	IP	H	R	ER	HR	BB	SO
Alvarado, Carlos	5-7	3.36	26	10	0	0	0	83.0	74	46	31	6	29	73
Ayers, Mike	1-1	2.25	7	0	0	0	0	8.0	8	2	2	0	3	6
Bennett, Jeff	0-1	3.86	1	1	0	0	0	7.0	9	3	3	0	2	6
Burnside, Adrian	0-2	3.62	6	6	0	0	0	32.1	28	15	13	3	14	32
Burton, Darren	0-0	18.00	1	0	0	0	0	1.0	3	2	2	0	1	2
Camp, Shawn	4-0	4.24	8	3	0	0	0	23.1	25	14	11	3	8	19
Carrasco, D.J.	2-2	4.14	27	1	0	0	1	37.0	34	22	17	2	25	35
Chaney, Mike	0-0	6.75	4	0	0	0	0	9.1	18	7	7	1	2	2
Chrysler, Clint	4-3	3.28	51	0	0	0	3	49.1	52	24	18	3	12	31
Cordova, Francisco	0-0	4.15	1	1	0	0	0	4.1	6	2	2	0	1	4
Diorio, Mike	1-4	7.91	18	0	0	0	0	33.0	40	34	29	5	19	14
Donaldson, Bo	3-1	3.10	17	0	0	0	5	20.1	12	7	7	2	7	22
France, Aaron	1-2	5.68	7	5	0	0	0	25.1	36	19	16	4	10	17
Galvez, Randy	5-6	3.45	15	15	0	0	0	86.0	93	40	33	3	22	45
Garcia, Mike	2-0	0.45	18	0	0	0	4	20.0	15	1	1	0	4	15
Gonzalez, Mike	5-4	3.71	14	14	1	1	0	87.1	81	38	36	5	36	66
Grabow, John	2-5	3.38	10	10	0	0	0	50.2	30	23	19	1	39	42
Guy, Brad	3-4	4.03	28	4	0	0	4	51.1	59	32	23	3	17	30
Lopez, Jose	1-2	4.83	6	5	0	0	0	31.2	38	20	17	3	11	23
Manzueta, Roberto	1-1	5.40	12	0	0	0	0	20.0	19	13	12	0	11	14
McDade, Neal	2-5	4.05	19	9	0	0	0	73.1	85	38	33	3	24	55
Mulholland, Terry	0-2	3.86	2	2	0	0	0	2.1	5	3	1	0	1	3
Padua, Geraldo	0-1	9.69	10	0	0	0	0	13.0	17	14	14	5	6	10
Pavlovich, Tony	0-3	2.98	31	0	0	0	12	42.1	38	15	14	0	13	26
Paz, Rich	1-0	0.00	1	0	0	0	0	1.0	0	0	0	0	1	0
Phillips, Jason	0-1	10.00	6	1	0	0	0	9.0	18	11	10	0	4	4
Reid, Justin	5-5	2.54	17	16	1	1	0	110.0	104	38	31	5	14	70
Rodriguez, Frank	0-0	4.82	7	0	0	0	0	9.1	9	6	5	0	8	5
Schmidt, Jason	0-1	0.96	3	3	0	0	0	9.1	7	1	1	0	1	17
Silva, Jose	0-0	0.00	2	0	0	0	0	1.1	2	0	0	0	1	2
Smith, Brian	1-0	0.00	2	0	0	0	0	4.1	3	0	0	0	0	3
Sparks, Steve	1-4	3.76	7	6	1	0	0	38.1	31	19	16	2	25	32
Spurling, Chris	5-7	3.11	34	15	0	0	1	121.2	133	48	42	9	28	63
Wehner, John	0-1	11.57	2	0	0	0	0	2.1	5	3	3	0	1	2
Williams, David	5-2	2.61	9	8	1	0	0	58.2	45	17	17	8	12	39
Wimberly, Larry	3-2	4.17	24	7	0	0	0	69.0	75	36	32	7	18	43
TOTALS	63-79	3.73	142	142	4	8	30	1245.2	1257	613	516	83	430	872



2002 CURVE (72-69)

PLAYER	AVG	G	AB	R	H	2B	3B	HR	RBI	BB	SO	SB	CS
Alvarez, Tony	.318	125	507	79	161	37	1	15	59	27	71	29	18
Benson, Kris	.000	1	2	0	0	0	0	0	0	0	2	0	0
Brown, Jason	.170	18	47	3	8	5	0	0	5	5	21	0	0
Burnside, Adrian	.238	33	21	2	5	0	1	0	3	0	7	0	0
Caruso, Joe	.250	47	148	19	37	5	2	3	20	8	16	3	3
Chrysler, Clint	.667	51	3	0	2	0	0	0	0	0	0	0	0
Davis, J.J.	.287	101	348	51	100	17	3	20	62	33	101	7	4
Derosso, Tony	.192	72	182	22	35	5	4	8	33	27	48	2	0
Garrett, Shawn	.290	131	489	71	142	24	8	11	73	33	88	19	6
Gonzalez, Mike	.357	16	14	1	5	0	0	0	1	0	4	0	0
Grabow, John	.133	28	15	2	2	0	1	0	1	2	4	0	0
Guy, Brad	.000	26	4	0	0	0	0	0	0	0	2	0	0
Haverbusch, Kevin	.292	35	130	18	38	7	0	5	16	4	21	4	2
House, J.R.	.264	30	91	9	24	6	0	2	11	13	21	0	0
King, Brad	.264	45	129	28	34	4	0	3	12	30	24	1	1
Lemonis, Chris	.000	6	17	1	0	0	0	0	0	2	1	1	0
Lopez, Jose	.250	11	4	1	1	0	0	0	0	0	1	0	0
McDade, Neal	.000	49	6	0	0	0	0	0	0	1	3	0	0
Meadows, Randy	.126	48	111	16	14	2	0	2	8	6	29	2	1
Meier, Dan	.245	78	237	27	58	10	2	6	33	23	66	2	3
Montgomery, Matt	-	44	0	0	0	0	0	0	0	0	0	0	0
O'Connor, Brian	.250	24	8	0	2	0	0	0	0	0	1	0	0
Pachot, John	.262	94	321	31	84	29	0	3	44	6	31	1	0
Reid, Justin	.182	25	22	2	4	0	1	0	1	0	8	0	0
Rios, Armando	.000	1	2	0	0	0	0	0	0	1	0	0	0
Rivera, Carlos	.302	128	494	67	149	28	2	22	84	27	75	1	1
Rodriguez, Victor	.293	61	188	29	55	6	0	3	20	9	20	3	0
Sefcik, Kevin	.308	126	467	69	144	32	2	2	51	44	42	12	8
Shaffar, Ben	.000	18	9	0	0	0	0	0	0	0	7	0	0
Skrehot, Shaun	.240	80	312	40	75	15	3	2	25	23	60	9	4
Spurling, Chris	.250	52	4	0	1	1	0	0	0	0	3	0	0
Vogel song, Ryan	.200	8	5	1	1	0	0	0	0	0	1	0	0
Washington, Rico	.223	112	359	53	80	11	3	8	34	60	66	3	4
Weichard, Paul	.000	1	1	0	0	0	0	0	0	0	1	0	0
Wimberly, Larry	.000	26	6	0	0	0	0	0	0	0	4	0	0
TOTALS	.268	141	4703	642	1261	244	33	115	596	386	849	99	55

PLAYER	W-L	ERA	G	GS	CG	SHO	SV	IP	H	R	ER	HR	BB	SO
Benson, Kris	1-0	1.29	1	1	0	0	0	7.0	5	1	1	1	0	7
Burnside, Adrian	6-9	4.55	32	23	0	0	0	130.2	120	70	66	18	67	122
Chrysler, Clint	3-2	3.97	51	0	0	0	0	56.2	55	29	25	7	21	26
Deschenes, Marc	0-0	3.00	3	0	0	0	3	3.0	3	1	1	0	0	4
Dougherty, Jim	1-1	5.06	7	0	0	0	0	10.2	13	6	6	1	7	5
Gonzalez, Mike	8-4	3.80	16	16	0	0	0	85.1	77	38	36	4	47	82
Grabow, John	8-13	5.47	28	27	1	1	0	146.1	181	94	89	10	47	97
Gravelle, Nick	0-0	18.00	1	0	0	0	0	1.0	3	2	2	1	0	0
Guy, Brad	3-2	3.17	26	5	1	1	1	76.2	87	31	27	7	16	40
Looney, Brian	0-0	1.17	4	0	0	0	0	7.2	5	1	1	1	1	3
Lopez, Jose	0-2	6.75	10	4	0	0	0	21.1	30	20	16	2	7	8
McDade, Neal	8-3	3.91	49	0	0	0	3	78.1	85	36	34	11	16	51
Meadows, Randy	0-0	0.00	1	0	0	0	0	1.1	2	0	0	0	0	0
Montgomery, Matt	3-0	4.21	44	0	0	0	3	66.1	62	32	31	3	26	50
O'Connor, Brian	5-7	5.06	24	14	1	1	0	85.1	86	50	48	6	50	53
Palma, Rick	1-1	1.80	10	0	0	0	0	10.0	12	2	2	0	3	10
Pavlovich, Tony	0-0	13.50	1	0	0	0	0	1.1	4	2	2	0	0	0
Reid, Justin	11-8	4.33	25	25	1	0	0	153.2	151	87	74	21	28	108
Shaffar, Ben	8-7	3.15	18	18	1	0	0	111.1	110	46	39	6	40	97
Spurling, Chris	4-3	2.19	51	0	0	0	20	70.0	54	18	17	8	12	60
Vogel song, Ryan	1-5	5.56	8	8	0	0	0	43.2	47	27	27	5	10	35
Wimberly, Larry	1-2	4.05	26	0	0	0	1	53.1	49	25	24	4	18	36
TOTALS	72-69	4.19	141	141	5	9	34	1221.0	1241	618	568	116	416	894



2003 CURVE (78-63)

PLAYER	AVG	G	AB	R	H	2B	3B	HR	RBI	BB	SO	SB	CS
Burns, B.J.	.184	22	38	3	7	0	0	0	2	4	11	0	2
Bonifay, Josh	.285	114	386	51	110	30	0	11	56	39	106	1	4
Caruso, Joe	.196	83	224	28	44	6	0	2	29	28	43	3	1
Castillo, Jose	.287	126	498	68	143	24	6	5	66	40	81	19	10
Duffy, Chris	.273	137	494	84	135	23	6	1	42	44	78	34	12
Garrett, Shawn	.288	124	468	68	135	29	6	13	67	36	96	20	7
Heintz, Chris	.258	78	271	28	70	12	4	2	26	19	24	0	0
House, J.R.	.333	20	63	12	21	6	0	2	11	5	11	0	0
Navarrete, Ray	.256	92	285	32	73	20	1	5	35	15	40	1	5
Nicholson, Kevin	.294	114	405	63	119	31	5	7	45	41	44	8	8
Paulino, Ronny	.226	46	159	19	36	6	1	6	19	12	35	0	2
Perry, Chan	.285	109	386	46	110	24	1	7	63	28	38	4	2
Roneberg, Brett	.281	125	442	60	124	29	4	10	61	40	56	12	6
Sadler, Ray	.264	14	53	8	14	5	0	1	7	3	16	0	0
Shelton, Chris	.279	35	122	17	34	10	1	0	14	8	23	0	1
Skrehot, Shaun	.276	89	304	41	84	15	3	1	33	27	48	12	7
Snusz, Chris	.053	6	19	0	1	0	0	0	0	0	6	0	0
TOTALS	.270	141	4739	636	1278	274	38	73	583	397	811	114	67

PLAYER	W-L	ERA	G	GS	CG	SHO	SV	IP	H	R	ER	HR	BB	SO
Bennett, Jeff	4-4	2.72	33	2	0	0	1	59.2	45	22	18	2	23	62
Bonifay, Josh	0-0	9.00	1	0	0	0	0	1.0	2	1	1	0	0	0
Borner, Brady	3-2	3.96	17	0	0	0	0	25.0	24	11	11	4	10	19
Brooks, Frank	0-0	7.71	1	0	0	0	0	2.1	3	2	2	1	0	4
Burnett, Sean	14-6	3.21	27	27	2	1	0	159.2	158	60	57	2	29	86
Camp Shawn	0-2	4.34	18	0	0	0	0	29.0	26	14	14	2	11	35
Caruso, Joe	0-0	0.00	1	0	0	0	0	2.0	1	0	0	0	2	1
Chrysler, Clint	2-1	10.46	16	1	0	0	0	26.2	43	33	31	4	18	14
Connolly, Mike	7-8	3.39	25	23	0	0	0	127.1	123	55	48	10	38	90
Fordham, Tom	5-2	3.17	13	12	0	0	0	71.0	71	27	25	5	18	59
Gonzalez, Mike	0-0	1.23	5	0	0	0	1	7.1	4	1	1	1	2	10
Grabow, John	6-1	3.36	24	9	0	0	0	83.0	87	34	31	9	19	73
Guy, Brad	1-2	5.79	8	1	0	0	0	14.0	16	9	9	0	2	9
Jacobsen, Landon	9-11	2.93	27	27	1	0	0	162.2	156	60	53	11	40	80
Johnston, Mike	6-2	2.12	46	0	0	0	7	72.1	49	17	17	4	27	65
Martinez, Anastacio	0-0	2.25	3	0	0	0	0	4.0	6	1	1	1	1	1
McDade, Neal	1-6	2.72	38	0	0	0	4	72.2	75	32	22	5	18	48
Oquendo, Ian	4-0	1.96	6	6	0	0	0	36.2	36	13	8	2	10	23
Ozias, Todd	2-2	1.62	51	0	0	0	21	61.0	47	14	11	2	17	52
Palma, Rick	6-5	3.67	35	5	0	0	0	68.2	70	35	28	3	24	61
Shaffar, Ben	1-3	4.48	13	11	0	0	0	64.1	68	38	32	3	20	50
Snell, Ian	4-0	1.96	6	6	0	0	0	36.2	36	13	8	2	10	23
Van Benschoten, John	7-6	3.69	17	17	1	0	0	90.1	95	46	37	5	34	78
TOTALS	78-63	3.32	141	141	4	10	35	1240.2	1205	525	457	76	363	920



2004 CURVE (85-56)

PLAYER	AVG	G	AB	R	H	2B	3B	HR	RBI	BB	SO	SB	CS
Bonifay, Josh	.277	96	343	52	95	16	0	19	76	40	96	5	1
Borner, Brady	.077	39	13	1	1	0	0	0	1	0	2	0	0
Bradley, Bobby	.250	19	12	1	3	0	0	0	0	0	4	0	0
Bullington, Bryan	.136	26	22	1	3	0	0	0	0	0	7	0	0
2 Candelario, Eddie	.000	21	3	0	0	0	0	0	0	0	1	0	0
1 Candelario, Eddie	.250	37	4	0	1	0	0	0	0	0	1	0	0
Chaves, Brandon	.222	41	108	16	24	2	3	1	15	19	20	2	0
Cockrell, Michael	.154	8	13	0	2	0	0	0	0	0	4	0	0
Connolly, Mike	.000	21	12	0	0	0	0	0	0	0	8	0	0
Cortes, Jorge	.281	37	139	17	39	8	1	6	19	13	24	0	0
Crudale, Mike	.333	23	3	0	1	0	0	0	0	1	1	0	0
De Caster, Yurendell	.279	97	330	54	92	18	1	15	42	22	78	4	2
De La Rosa, Tomas	.333	8	18	3	6	1	0	1	4	1	2	1	0
Doumit, Ryan	.262	67	221	31	58	20	0	10	34	21	49	0	0
Duffy, Chris	.309	113	453	84	140	23	6	8	41	33	77	30	8
Duke, Zach	.125	9	8	1	1	1	0	0	0	0	5	0	0
Eldred, Brad	.279	39	147	24	41	9	0	17	60	6	51	0	0
Evans, Tom	.308	33	120	25	37	9	1	4	22	18	20	4	1
Jacobsen, Landon	.100	15	10	0	1	0	0	0	1	0	3	0	0
Keppinger, Jeff	.334	82	323	45	108	17	2	1	33	27	17	10	6
Lorraine, Andrew	.000	6	1	0	0	0	0	0	0	0	0	0	0
Lundquist, Dave	.000	15	0	0	0	0	0	0	0	0	0	0	0
McDade, Neal	.111	32	9	1	1	0	0	0	0	0	4	0	0
McLouth, Nate	.322	133	515	93	166	40	4	8	73	48	62	31	7
Mendez, Donald	.132	23	76	7	10	5	0	0	3	6	22	0	0
Miller, Jeff	.000	52	4	0	0	0	0	0	0	0	2	0	0
Moriarty, Mike	.303	20	66	17	20	9	0	0	6	11	13	1	0
Navarrete, Ray	.238	50	130	15	31	5	1	2	17	11	20	0	0
Nicholson, Kevin	.217	77	258	28	56	13	2	4	36	23	37	2	0
Paulino, Ronny	.285	99	369	54	105	23	2	15	60	32	62	3	2
Pena, Rodolfo	.500	1	4	0	2	0	0	0	0	0	0	0	0
2 Peterson, Matt	.000	7	2	1	0	0	0	0	0	1	2	0	0
1 Peterson, Matt	.000	26	12	1	0	0	0	0	0	2	5	0	0
Sadler, Ray	.268	120	429	61	115	25	1	20	72	23	89	16	6
Serrano, Elio	.500	45	2	0	0	0	0	0	0	0	0	0	0
Shaffar, Ben	.000	8	1	0	0	0	0	0	0	0	0	0	0
Sheldon, Scott	.183	18	60	5	11	2	0	1	9	6	14	1	0
Skrehot, Shaun	.263	67	243	33	64	12	1	1	16	15	24	5	2
Snell, Ian	.143	26	14	1	2	0	0	0	1	1	6	0	0
Snusz, Chris	.183	36	120	11	22	4	1	0	6	9	29	0	0
Stein, Blake	.000	36	1	0	0	0	0	0	0	1	1	0	0
Thomas, Gary	.226	30	93	13	21	8	2	2	8	9	14	0	0
TOTALS	.272	141	4695	697	1279	270	28	135	656	400	871	115	39

PLAYER	W-L	ERA	G	GS	CG	SHO	SV	IP	H	R	ER	HR	BB	SO
Agamenzone, Brandon	3-1	4.29	20	0	0	0	0	35.2	36	18	17	4	12	39
Alcala, Jason	1-0	0.000	1	0	0	0	0	3.1	2	0	0	0	0	3
Bimeal, Matt	1-0	12.27	3	0	0	0	0	3.2	7	5	5	1	0	5
Borner, Brady	5-6	5.47	39	9	0	0	1	100.1	120	76	61	17	30	62
Bradley, Bobby	5-4	3.11	19	19	0	0	0	101.1	85	42	35	8	41	78
Bullington, Bryan	12-7	4.10	26	26	0	0	0	145.0	160	77	66	18	47	100
2 Candelario, Eddie	0-1	4.84	21	0	0	0	2	35.1	31	21	19	5	17	34
1 Candelario, Eddie	0-4	6.13	37	4	0	0	2	72.0	76	54	49	9	40	55
Connolly, Mike	8-7	4.71	21	21	0	0	0	112.2	124	65	59	10	41	103
Crudale, Mike	1-0	5.67	23	0	0	0	2	33.1	35	23	21	5	22	24
Duke, Zach	5-1	1.58	9	9	0	0	0	51.1	41	11	9	2	10	36
Harts, Jeremy	0-2	5.28	9	0	0	0	1	15.1	12	12	9	0	13	10
Jacobsen, Landon	5-2	4.99	15	14	0	0	0	70.1	83	46	39	8	23	47
Lorraine, Andrew	0-0	0.00	6	0	0	0	0	7.1	4	0	0	0	1	7
Lundquist, Dave	3-2	5.75	15	0	0	0	0	20.1	21	13	13	2	8	15
McDade, Neal	8-1	3.36	32	7	0	0	1	85.2	70	35	32	7	26	53
Miller, Jeff	5-4	2.91	52	0	0	0	0	68.0	48	25	22	8	28	79
O'Brien, Patrick	1-0	0.00	2	0	0	0	0	4.1	1	0	0	0	3	1
2 Peterson, Matt	3-2	6.25	7	7	0	0	0	36.0	36	25	25	7	22	29
1 Peterson, Matt	9-6	4.03	26	25	0	0	0	140.2	133	69	63	18	67	119
Reid, Justin	0-1	9.00	1	1	0	0	0	3.0	6	4	3	1	3	1
Serrano, Elio	3-5	5.63	45	0	0	0	14	56.0	73	44	35	11	15	39
Shaffar, Ben	0-1	7.40	8	2	0	0	0	20.2	28	20	17	4	10	23
Sheldon, Scott	0-0	0.00	1	0	0	0	0	0.1	1	0	0	0	0	0
Snell, Ian	11-7	3.16	26	26	3	2	0	151.0	147	54	53	16	40	142
Stein, Blake	5-2	3.52	36	0	0	0	7	61.1	51	27	24	6	25	62
TOTALS	85-56	4.16	141	141	3	11	46	1222.2	1223	644	565	140	438	992



2005 CURVE (76-66)

PLAYER	AVG	G	AB	R	H	2B	3B	HR	RBI	BB	SO	SB	CS
Bautista, Jose	.283	117	445	63	126	27	1	23	90	48	101	7	3
Boeve, Adam	.288	47	160	24	46	9	1	5	23	22	54	5	2
Bonifay, Josh	.282	103	376	53	106	22	3	25	77	33	110	0	1
Buttler, Vic	.313	25	83	15	26	3	1	0	7	10	10	6	2
Chaves, Brandon	.215	52	172	20	37	6	2	0	8	16	38	2	2
Chiaffredo, Paul	.267	8	30	4	8	4	0	1	7	1	11	0	0
Clark, Howie	.373	31	110	15	41	3	0	2	13	19	5	2	1
Cortes, Jorge	.259	110	363	50	94	18	1	6	49	49	81	2	1
Davis, Rajai	.281	123	499	82	140	22	5	4	34	43	76	45	9
Eldred, Brad	.333	21	84	22	28	6	0	13	27	8	25	1	1
Evans, Tom	.278	99	338	62	94	24	3	15	55	51	91	8	3
Guzman, Javier	.236	68	263	27	62	9	1	3	24	10	46	8	5
Lee, Taber	.203	24	79	8	16	2	1	2	10	7	13	1	0
Lytle, Chaz	.217	6	23	3	5	1	0	0	1	1	5	2	0
Maldonado, Carlos	.252	82	278	27	70	14	0	7	34	35	63	0	1
Meath, Matt	.333	2	3	2	1	1	0	0	1	1	0	0	0
Mercedes, Victor	.326	12	43	7	14	2	1	2	6	2	5	0	0
Neuberger, Scott	.263	10	38	1	10	0	0	0	4	1	7	0	0
Paulino, Ronny	.292	43	168	24	49	6	0	6	20	15	30	3	0
Raymundo, Gregg	.232	23	56	5	13	3	0	0	2	3	12	0	0
Sadler, Ray	.244	62	209	23	51	17	2	5	23	17	54	4	4
Snusz, Chris	.258	22	66	5	17	3	0	1	1	4	13	0	0
Stansberry, Craig	.238	116	421	62	100	22	11	18	67	44	114	14	5
Thompson, Rich	.257	94	346	58	89	11	5	3	30	30	60	45	6
Wilson, Andy	.235	7	17	1	4	0	0	0	1	3	4	0	0
TOTALS	.263	142	4801	671	1262	236	38	141	617	485	1081	155	46

PLAYER	W-L	ERA	G	GS	CG	SHO	SV	IP	H	R	ER	HR	BB	SO
Borner, Brady	6-1	2.08	48	0	0	0	0	90.2	77	22	21	8	13	90
Candelario, Eddie	3-4	3.12	13	13	0	0	0	75.0	76	33	26	5	15	59
Capps, Matt	0-2	2.70	17	0	0	0	7	20.0	21	8	6	2	1	26
Connolly, Mike	5-6	3.32	15	15	1	0	0	84.0	90	35	31	4	24	60
Evans, Tom	0-0	0.00	1	0	0	0	0	0.1	1	0	0	0	0	1
Gorzellanny, Tom	8-5	3.26	23	23	1	1	0	129.2	114	50	47	6	46	124
Harts, Jeremy	1-2	8.08	29	0	0	0	0	39.0	33	42	35	4	53	46
Izquierdo, Hansel	7-5	4.51	24	17	0	0	0	103.2	104	61	52	6	41	84
Jacobsen, Landon	2-0	3.86	11	0	0	0	1	23.1	21	14	10	1	11	23
Johnson, James	5-4	3.33	31	1	0	0	1	51.1	50	25	19	4	16	54
Kaye, Justin	3-3	4.09	53	0	0	0	22	61.2	63	29	28	4	29	54
Maholm, Paul	6-2	3.20	16	16	0	0	0	81.2	73	32	29	5	26	75
Martin, Greg	0-1	16.87	3	0	0	0	0	2.2	5	5	5	0	1	0
Peterson, Matt	11-9	5.51	27	26	0	0	0	143.2	156	102	88	19	74	87
Roach, Jason	1-3	4.42	10	4	0	0	2	36.2	45	21	18	7	11	19
Sanchez, Romulo	1-0	3.60	2	2	0	0	0	10.0	11	4	4	2	4	5
Shaffar, Ben	2-3	3.44	44	0	0	0	9	73.1	73	33	28	6	26	69
Sharpless, Josh	1-0	2.89	7	0	0	0	0	9.1	6	3	3	0	3	13
Snusz, Chris	0-0	0.00	1	0	0	0	0	1.0	2	1	0	0	0	0
Stewart, Paul	6-10	4.92	26	20	0	0	0	120.2	143	78	66	19	44	76
Youman, Shane	8-6	3.92	44	5	0	0	2	101.0	102	54	44	10	48	77
TOTALS	76-66	4.00	142	142	2	5	44	1258.2	1266	652	560	112	486	1042



2006 CURVE (75-64)

PLAYER	AVG	G	AB	R	H	2B	3B	HR	RBI	BB	SO	SB	CS
Albaladejo, Jonathan	.000	6	2	0	0	0	0	0	0	0	0	0	0
Alvarez, Rafael	.250	78	244	31	61	6	4	4	26	23	71	0	0
Bixler, Brian	.301	60	226	36	68	13	1	3	19	16	57	6	2
Boeve, Adam	.333	38	138	26	46	7	2	3	24	18	35	3	0
Borner, Brady	.000	6	3	0	0	0	0	0	0	0	0	0	0
Buttler, Vic	.292	109	411	52	120	20	14	5	51	33	53	21	3
Casey, Sean	.273	3	11	1	3	0	0	1	2	1	0	0	0
Chapman, Travis	.275	11	40	4	11	3	0	1	7	4	6	0	0
Chaves, Brandon	.228	120	377	41	86	15	3	5	52	50	76	9	1
Chiavacci, Ron	.222	6	9	0	2	0	0	0	0	0	5	0	0
Connolly, Michael	.182	9	11	2	2	0	0	0	2	3	6	0	0
Doumit, Ryan	.333	4	15	4	5	3	0	0	4	0	1	0	0
Guzman, Javier	.268	129	485	57	130	23	5	7	40	25	64	12	8
Hernandez, Chris	.200	18	5	0	1	0	0	0	0	1	3	0	0
Jacobsen, Landon	.000	7	13	1	0	0	0	0	1	1	6	0	0
Lee, Taber	.216	46	102	9	22	3	2	1	5	5	29	3	0
Lytle, Chaz	.111	5	9	1	1	0	0	0	0	0	1	0	0
Maldonado, Carlos	.278	5	18	1	5	2	0	0	0	0	6	0	0
Martinez, Octavio	.259	24	81	9	21	2	0	0	8	3	11	1	1
McCutchen, Andrew	.308	20	78	12	24	4	0	3	12	8	20	1	1
Morgan, Nyjer	.306	56	219	39	67	6	5	1	10	15	28	21	11
Parrish, David	.292	72	240	28	70	15	1	4	32	29	38	0	0
Perez, Franklin	.000	7	1	0	0	0	0	0	0	0	0	0	0
Peterson, Matt	.000	14	16	0	0	0	0	0	0	0	10	0	0
Pond, Simon	.249	128	461	64	115	32	3	13	78	59	121	3	3
Reyes, Milver	.193	49	166	9	32	4	0	0	11	6	19	0	0
Roach, Jason	.125	9	16	1	2	0	0	0	0	0	5	0	0
Rodriguez, Nerio	.000	2	3	0	0	0	0	0	0	0	0	0	0
Roneberg, Brett	.303	109	400	63	121	19	1	10	74	51	58	9	1
Sadler, Ray	.234	86	282	38	66	9	5	15	46	34	88	5	3
Shortslef, Josh	.250	4	8	0	2	0	0	0	0	0	1	0	0
Stansberry, Craig	.258	72	260	46	67	18	3	10	30	31	62	8	3
Starling, Wardell	.368	8	18	2	7	3	1	0	6	1	5	0	0
Thompson, Rich	.340	14	50	11	17	3	0	0	5	8	11	1	3
Ust, Brant	.199	55	166	14	33	3	0	4	17	13	38	0	1
Van Benschoten, John	.000	1	1	0	0	0	0	0	0	0	1	0	0
Vasquez, Jorge	.000	21	1	0	0	0	0	0	0	0	0	0	0
Walker, Neil	.161	10	31	5	5	0	0	2	3	1	4	0	0
Wells, Kip	.000	1	3	0	0	0	0	0	0	0	1	0	0
Youman, Shane	.000	7	7	0	0	0	0	0	0	0	2	0	0
TOTALS	.262	139	4628	607	1212	213	50	92	565	439	942	103	43

PLAYER	W-L	ERA	G	GS	CG	SHO	SV	IP	H	R	ER	HR	BB	SO
Albaladejo, Jonathan	1-2	4.00	18	1	0	0	1	36.0	41	18	16	4	5	27
Blackwell, Chad	0-0	7.50	4	0	0	0	0	6.0	8	5	5	0	2	6
Borner, Brady	2-0	7.11	13	0	0	0	0	19.0	28	15	15	3	6	13
Chiavacci, Ron	1-3	3.06	10	7	0	0	0	50.0	40	26	17	6	13	49
Connolly, Mike	7-8	4.98	25	24	0	0	0	121.0	117	75	67	18	53	87
Davidson, David	1-1	2.31	10	1	0	0	0	11.2	8	4	3	0	10	13
Hernandez, Chris	5-3	3.65	42	0	0	0	2	66.2	58	31	27	3	21	71
Jacobsen, Landon	14-9	3.21	26	25	1	1	0	154.0	144	64	55	8	55	80
Johnson, James	0-0	6.62	11	0	0	0	0	17.2	20	13	13	3	12	15
Knight, Brandon	2-7	2.25	51	0	0	0	27	64.0	51	19	16	6	20	86
Lorenzo, Matt	0-1	15.00	1	1	0	0	0	3.0	4	5	5	0	4	1
Moeves, Derrik	0-1	5.40	5	0	0	0	0	6.2	6	4	4	1	5	6
Neal, Blaine	2-0	1.99	29	0	0	0	2	40.2	34	13	9	2	10	46
Perez, Franklin	2-1	2.57	16	0	0	0	2	28.0	18	9	8	3	8	21
Peterson, Matt	6-6	5.03	31	17	0	0	0	112.2	115	65	63	10	47	83
Roach, Jason	6-7	3.65	17	17	0	0	0	93.2	99	47	38	11	27	50
Rodriguez, Nerio	0-2	7.07	3	3	0	0	0	14.0	15	11	11	2	6	16
Rogers, Brian	0-0	0.00	2	0	0	0	1	4.0	2	0	0	0	2	5
Rojas, Chris	0-1	4.91	3	3	0	0	0	11.0	13	8	6	0	6	10
Sanchez, Romulo	0-0	5.00	8	0	0	0	0	9.0	8	5	5	1	8	5
Sharpless, Josh	2-0	0.86	14	0	0	0	8	21.0	8	2	2	0	9	30
Shortslef, Josh	6-2	4.45	12	12	0	0	0	60.2	62	33	30	4	13	50
Starling, Wardell	6-5	2.80	15	15	1	0	0	86.2	81	36	27	6	27	42
Van Benschoten, John	1-0	3.60	1	1	0	0	0	5.0	3	2	2	0	3	3
Vasquez, Jorge	3-3	2.22	47	0	0	0	5	65.0	45	21	16	2	28	87
Wells, Kip	1-0	3.68	1	1	0	0	0	7.1	6	3	3	1	1	4
Youman, Shane	7-2	1.51	23	11	0	0	1	95.1	70	27	16	4	20	64
TOTALS	75-64	3.56	139	139	2	11	49	1209.2	1104	561	479	98	421	970



2007 CURVE (73-68)

PLAYER	AVG	G	AB	R	H	2B	3B	HR	RBI	BB	SO	SB	CS
Albaladejo, Jonathan	.000	6	2	0	0	0	0	0	0	0	0	0	0
Bergeron, Peter	.240	33	104	12	25	4	1	0	9	8	18	2	0
Bloom, Kyle	1.000	1	1	0	1	0	0	0	0	0	0	0	0
Boeve, Adam	.270	96	330	55	89	14	2	17	53	50	100	17	5
Bouknight, Kip	.208	14	24	4	5	0	0	0	2	2	5	1	0
Bowers, Jason	.272	113	426	56	116	27	4	8	51	51	63	16	6
Brazelton, Dewon	.000	6	9	1	0	0	0	0	0	0	0	0	0
Buttler, Vic	.274	74	263	38	72	7	4	3	24	31	26	22	9
Chaves, Brandon	.265	105	336	41	89	17	2	0	40	39	79	19	6
Corley, Brad	.256	10	39	3	10	2	0	0	4	0	6	1	0
Davidson, David	.200	14	5	0	1	0	0	0	1	0	2	0	0
Delaney, Jason	.265	65	223	25	59	10	0	7	35	38	52	0	0
Elliot, Justin	.000	3	4	0	0	0	0	0	0	0	2	0	0
Falcon, Omar	.063	8	16	1	1	0	0	0	0	3	9	0	0
Fernandez, Alex	.219	82	215	22	47	11	0	2	23	12	30	1	0
Guzman, Javier	.310	52	171	19	53	13	0	2	25	5	20	7	0
Hernandez, Chris	.000	18	1	0	0	0	0	0	0	0	1	0	0
Herrera, Yoslan	.154	9	13	0	2	0	0	0	0	0	6	0	0
Johnson, Russ	.205	13	44	8	9	2	0	3	5	7	6	2	0
Lee, Taber	.235	89	196	29	46	8	0	0	16	31	31	11	1
Maldonado, Carlos	.000	3	6	0	0	0	0	0	0	0	1	0	0
McCutchen, Andrew	.258	118	446	70	115	20	3	10	48	44	83	17	1
Meath, Matt	.273	17	33	6	9	2	0	0	0	6	9	1	0
Munoz, Luis	.100	12	20	0	2	1	0	0	0	1	11	0	0
Nannini, Mike	.500	3	2	0	1	0	0	0	0	0	0	0	0
Parrish, David	.244	46	156	18	38	9	0	3	19	10	32	0	0
Pearce, Steve	.334	81	290	57	97	27	2	14	72	33	45	7	2
Peterson, Brian	.272	83	250	30	68	14	1	3	30	27	38	0	2
Reyes, Milver	.230	27	74	2	17	4	0	0	6	5	19	0	0
Roach, Jason	.000	13	1	0	0	0	0	0	0	0	0	0	0
Roneberg, Brett	.248	77	238	38	59	10	3	8	35	32	39	8	0
Ruiz, Randy	.290	47	162	20	47	9	1	7	30	18	32	0	1
Shortslef, Josh	.125	11	16	0	2	1	0	0	1	0	6	0	0
Soler, Alay	.250	7	4	0	1	0	0	0	0	0	1	0	0
Starling, Wardell	.000	11	6	0	0	0	0	0	0	1	3	0	0
Truby, Chris	.333	7	27	4	9	1	0	0	3	1	4	0	1
Walker, Neil	.288	117	431	77	124	30	3	13	66	53	73	9	4
TOTALS	.265	141	4582	636	1214	243	26	100	598	508	857	141	38

PLAYER	W-L	ERA	G	GS	CG	SHO	SV	IP	H	R	ER	HR	BB	SO
Albaladejo, Jonathan	1-2	4.00	18	1	0	0	1	36.0	41	18	16	4	5	27
Astacio, Olivo	0-0	0.00	1	0	0	0	0	2.0	0	0	0	0	2	1
Belisario, Ronald	1-0	3.28	18	0	0	0	0	24.2	23	11	9	4	14	21
Bloom, Kyle	1-1	0.90	2	2	0	0	0	10.0	5	3	1	1	6	10
Bouknight, Kip	11-6	3.83	24	22	1	0	0	138.2	135	67	59	12	36	83
Bowers, Jason	0-0	0.00	1	0	0	0	0	1.0	1	0	0	0	0	1
Brazelton, Dewon	5-5	3.53	15	15	3	1	0	86.2	88	37	34	5	17	52
Bresnehan, Patrick	1-0	4.50	3	0	0	0	0	6.0	5	3	3	0	2	3
Crotta, Michael	0-1	10.12	1	1	0	0	0	2.2	6	7	3	0	2	0
Davidson, David	3-1	4.22	39	0	0	0	2	59.2	44	30	28	3	30	55
Hankins, Derek	0-1	12.27	1	1	0	0	0	3.2	4	6	5	1	5	2
Hernandez, Chris	6-1	2.86	42	0	0	0	4	56.2	53	19	18	4	20	55
Herrera, Yoslan	6-9	4.69	25	25	1	0	0	128.2	151	72	67	11	38	70
Munoz, Luis	12-5	3.63	25	23	1	1	0	136.1	130	63	55	11	32	89
Nannini, Mike	1-1	4.95	14	0	0	0	0	20.0	20	12	11	4	5	19
Paniagua, Jose	0-0	3.00	5	0	0	0	0	9.0	10	3	3	1	3	4
Peterson, Matt	4-2	1.98	51	0	0	0	29	63.2	50	14	14	4	27	56
Redmond, Todd	1-1	3.12	3	3	0	0	0	17.1	15	6	6	2	3	12
Reyes, Milver	0-0	0.00	1	0	0	0	0	0.1	1	0	0	0	0	0
Roach, Jason	4-3	5.00	32	2	0	0	1	63.0	76	44	35	4	28	39
Sanchez, Romulo	6-3	2.81	40	0	0	0	1	57.2	43	24	18	8	17	52
Shortslef, Josh	5-13	4.40	27	27	0	0	0	149.1	170	87	73	12	59	85
Soler, Alay	1-1	6.00	14	5	0	0	1	39.0	48	30	26	4	19	24
Starling, Wardell	3-8	6.48	32	12	1	0	1	84.2	96	64	61	5	32	51
Vaclavik, Justin	2-6	8.39	24	3	0	0	0	34.1	50	37	32	3	21	28
Williams, Brandon	0-0	10.80	2	0	0	0	0	3.1	6	4	4	0	1	2
TOTALS	73-68	4.24	141	141	7	7	55	1198.1	1230	643	565	98	419	814



2008 CURVE (65-77)

PLAYER	AVG	G	AB	R	H	2B	3B	HR	RBI	BB	SO	SB	CS
Alvarez, Victor	.100	23	60	7	6	2	0	0	0	10	10	1	1
Boone, James	.219	96	329	36	72	12	2	10	40	39	107	2	3
Bowers, Jason	.239	97	309	40	74	20	2	5	40	21	59	12	3
Chang, Ray	.333	5	6	1	2	1	0	0	0	2	2	0	0
Corley, Brad	.262	134	500	59	131	25	3	11	49	25	106	5	9
Cruz, Luis	.264	105	375	41	99	24	1	6	46	19	34	3	3
Delaney, Jason	.292	109	367	42	107	21	3	7	43	68	77	7	2
Dorta, Melvin	.285	116	403	44	115	17	5	7	43	31	43	18	14
Doumit, Ryan	.429	3	7	0	3	0	0	0	0	0	2	0	0
Duffy, Chris	.259	18	58	7	15	5	1	1	4	6	10	1	1
Finegan, Brian	.207	31	82	8	17	3	0	2	3	3	16	3	1
Ford, Shelby	.285	81	319	43	91	23	10	4	32	20	49	19	5
Gonzalez, Angel R.	.278	29	97	10	27	5	1	1	8	1	23	2	2
Lerud, Steven	.233	47	146	17	34	7	0	4	18	14	42	1	0
Negrych, Jim	.310	25	87	10	27	5	0	0	10	11	14	5	1
Pacheco, Jonel	.288	116	416	64	120	17	0	12	52	42	82	11	4
Perez, Miguel	.281	57	171	14	48	4	0	2	22	9	32	1	1
Powell, Pedro	.148	45	81	6	12	0	0	0	4	7	15	6	1
Reyes, Milver	.187	53	150	10	28	4	0	1	7	7	31	0	0
Romak, Jamie	.208	33	120	15	25	6	0	7	23	17	32	0	0
Tabata, Jose	.348	22	89	16	31	6	2	3	13	8	18	8	0
T-Tabata, Jose	.272	101	383	56	104	15	2	6	49	34	67	18	2
Watts, Kris	.160	17	50	2	8	1	0	0	3	5	7	1	0
Webster, Anthony	.229	91	292	41	67	11	5	5	35	23	21	10	6
Wilson, Jack	.316	7	19	1	6	0	0	0	0	4	2	1	0
TOTALS	.255	142	4640	539	1182	221	35	88	499	397	876	117	57


PLAYER	W-L	ERA	G	GS	CG	SHO	SV	IP	H	R	ER	HR	BB	SO
Antelo, Derek	0-0	10.80	9	1	0	0	0	10.0	15	15	12	2	12	5
Barthmaier, Jimmy	2-4	4.86	10	10	0	0	0	46.1	42	27	25	3	21	40
Belisario, Ronald	4-4	4.74	38	0	0	0	9	57.0	63	31	30	5	25	36
Bloom, Kyle	5-8	4.19	28	22	1	0	0	109.2	103	57	51	9	55	93
Bowers, Jason	0-0	0.00	1	0	0	0	0	0.1	0	0	0	0	1	0
Bresnehan, Pat	0-1	4.29	38	0	0	0	6	50.1	44	32	24	1	50	40
Capps, Matt	0-0	0.00	3	0	0	0	0	3.0	0	0	0	0	1	5
Castorri, Christian	1-3	6.66	23	5	0	0	2	51.1	70	39	38	7	22	23
Davidson, David	4-2	3.34	35	0	0	0	0	64.2	58	27	24	3	36	51
Guerrero, Emilis	0-0	6.75	1	0	0	0	0	1.1	2	1	0	1	1	1
Hamman, Corey	5-6	3.18	16	13	0	0	0	70.2	69	30	25	7	19	44
Hankins, Derek	2-11	4.54	24	23	0	0	0	119.0	135	168	60	14	26	89
Hernandez, Chris	4-0	2.61	14	0	0	0	4	20.2	15	6	6	1	3	23
Herrera, Yoslan	6-9	3.46	21	21	0	0	0	114.1	114	51	44	9	36	69
Hill, Joshua	4-11	4.53	22	21	0	0	0	111.1	119	68	56	12	48	65
Holliday, Brian	1-1	6.91	3	3	1	0	0	14.1	24	13	11	2	4	8
Hughes, Jared	2-2	4.94	6	6	0	0	0	31.0	35	19	17	4	16	18
Johnson, Blair	1-0	10.00	7	0	0	0	0	9.0	16	10	10	3	4	3
Mateo, Juan	7-1	2.12	32	0	0	0	5	68.0	50	22	16	5	17	58
Meek, Evan	1-1	2.81	9	0	0	0	2	16.0	14	5	5	0	3	17
Munoz, Luis	1-4	7.34	7	7	0	0	0	30.2	41	25	25	4	16	14
Pearson, Kyle	0-0	7.00	5	0	0	0	0	9.0	14	7	7	2	4	4
Reichert, Dan	3-4	4.65	9	9	0	0	0	50.1	48	28	26	5	25	31
Reyes, Milver	0-0	36.00	1	0	0	0	0	1.0	4	4	4	2	0	1
Roberts, Kevin	1-1	7.56	13	0	0	0	0	16.2	14	16	14	2	15	9
Robles, Moises	1-1	6.27	13	0	0	0	0	18.2	28	16	13	2	5	10
Rogers, Brian	2-0	0.60	7	0	0	0	0	15.0	9	1	1	0	3	13
Shortslef, Josh	5-2	3.47	29	1	0	0	3	62.1	59	29	24	3	25	51
Sues, Jeff	3-1	3.77	24	0	0	0	1	43.0	35	19	18	3	20	55
TOTALS	65-77	4.35	142	142	2	6	32	1215.0	1240	666	587	110	513	876



2010 CURVE (82-60)

PLAYER	AVG	G	AB	R	H	2B	3B	HR	RBI	BB	SO	SB	CS
Chen, Yung-Chi	.238	32	105	11	25	5	1	1	14	8	17	2	0
d'Arnaud, Chase	.247	132	530	91	131	33	9	6	48	56	102	33	7
de los Santos, Jose	.200	54	150	15	30	4	0	0	12	5	35	9	3
Durham, Miles	.259	136	483	64	125	27	6	10	69	52	139	9	9
Ford, Shelby	.245	56	151	16	37	8	1	4	16	6	39	4	0
Gimenez, Hector	.305	94	338	49	103	29	0	16	72	46	72	6	1
Hague, Matt	.295	135	509	90	150	30	0	15	86	61	62	3	6
Harrison, Josh	.300	135	520	74	156	33	3	4	75	32	52	19	7
Hernandez, Gorkys	.266	92	368	45	98	11	4	2	26	33	95	17	3
1-Jones, Brandon	.245	31	110	10	27	5	0	1	7	13	17	0	0
Lambo, Andrew	.275	26	91	12	25	1	0	2	10	9	30	0	0
Mercer, Jordy	.282	126	485	67	137	31	2	3	65	31	69	7	1
Negrych, Jim	.274	75	230	33	63	11	3	1	35	31	45	2	5
Norman, Anthony	.220	71	191	28	42	8	2	4	20	28	49	4	2
Presley, Alex	.350	67	246	42	86	13	7	6	47	19	33	5	1
Skelton, James	.250	4	4	1	1	0	0	0	0	0	2	0	0
Watts, Kris	.266	56	173	26	46	13	0	4	19	31	22	0	0
TOTALS	.268	142	4835	688	1294	268	38	80	627	475	960	120	45

PLAYER	W-L	ERA	G	GS	CG	SHO	SV	IP	H	R	ER	HR	BB	SO
Aguero, Ramon	2-5	8.68	17	0	0	0	2	18.2	27	18	18	1	14	17
Alderson, Tim	7-6	5.62	18	18	0	0	0	89.2	112	60	56	10	27	59
1 Barthmaier, Jimmy	0-0	12.00	5	0	0	0	0	3.0	6	5	4	0	5	2
Boleska, Tom	1-1	2.73	12	0	0	0	3	26.1	25	10	8	2	8	18
Claggett, Anthony	0-0	3.00	12	0	0	0	0	15.0	15	5	5	0	5	13
Colla, Michael	2-0	3.10	13	0	0	0	1	29.0	27	11	10	5	8	23
Crotta, Mike	2-0	1.78	4	4	0	0	0	25.1	14	5	5	0	3	16
Dubee, Michael	6-2	2.24	45	0	0	0	5	76.1	62	23	19	4	19	68
Duke, Zach	0-0	2.57	2	2	0	0	0	7.0	5	2	2	1	1	1
Hamman, Corey	0-0	18.00	9	0	0	0	0	9.0	15	18	18	4	9	6
Hankins, Derek	5-5	2.83	34	7	1	0	7	101.2	88	36	32	7	30	68
Hansen, Craig	0-0	0.00	1	0	0	0	0	2.0	0	0	0	0	2	0
Hughes, Jared	12-8	4.42	30	23	0	0	0	150.2	166	93	74	15	41	120
Locke, Jeff	3-2	3.59	10	10	0	0	0	57.2	57	24	23	5	12	56
Molleken, Dustin	4-4	4.15	31	0	0	0	0	60.2	55	30	28	3	21	62
Moreno, Diego	0-0	7.04	7	0	0	0	2	7.2	10	6	6	1	3	12
Morris, Bryan	6-4	4.25	19	16	0	0	0	89.0	87	45	42	9	31	84
Moskos, Daniel	3-1	1.52	37	0	0	0	21	41.1	26	10	7	0	16	43
Ohlendorf, Ross	0-0	0.00	1	1	0	0	0	4.0	3	0	0	0	1	6
Owens, Rudy	12-6	2.46	26	26	0	0	0	150.0	124	46	41	11	23	132
Sues, Jeff	0-2	3.86	19	0	0	0	4	25.2	28	12	11	3	12	19
Taschner, Jack	0-0	4.50	2	0	0	0	0	2.0	2	1	1	0	1	2
1-Uviedo, Ronald	0-2	3.22	16	0	0	0	0	22.1	13	8	8	3	12	28
Watson, Tony	6-4	2.67	34	9	0	0	2	111.1	82	33	33	11	24	105
Wilson, Justin	11-8	3.09	27	26	0	0	0	142.2	109	59	49	4	71	134
TOTALS	82-60	3.55	142	142	0	0	47	1268.0	1158	560	500	99	399	1094



PLAYER	AVG	G	AB	R	H	2B	3B	HR	RBI	BB	SO	SB	CS
Chalk, Brad	.244	97	266	23	65	7	5	0	36	26	45	4	1
Curry, Matt	.242	87	302	38	73	16	3	6	39	33	90	1	1
Durham, Miles	.204	45	157	18	32	10	1	2	19	15	52	4	1
Farrell, Jeremy	.260	88	312	40	81	18	1	5	38	29	78	4	1
Ford, Shelby	.194	20	62	5	12	1	0	1	6	1	19	0	1
Fryer, Eric	.345	37	113	24	39	4	2	5	16	16	21	1	0
Hernandez, Jose	.165	40	91	6	15	4	1	1	10	5	36	0	1
Holt, Brock	.288	132	511	62	147	30	9	1	40	50	85	18	10
Lamob, Andrew	.274	69	252	35	69	17	0	8	41	26	59	4	3
Latimore, Quincy	.239	128	457	52	109	32	1	15	59	33	140	7	8
Marte, Starling	.332	129	536	91	178	38	8	12	50	22	100	24	12
Mercer, Jordy	.268	72	265	40	71	17	1	13	48	23	35	6	3
Norman, Anthony	.282	29	71	12	20	3	4	0	9	7	16	2	1
Picart, Greg	.218	56	170	14	37	2	2	1	14	15	35	3	2
Rodriguez, Josh	.267	57	225	24	60	3	0	5	19	18	41	3	1
Sanchez, Tony	.241	118	402	46	97	14	1	5	44	47	76	5	5
Sanchez, Yunesky	.299	42	134	13	40	6	0	2	18	6	18	0	1
Scott, Travis	.091	10	33	2	3	0	1	0	2	1	10	0	0
Watts, Kris	.232	71	194	24	45	9	0	3	14	30	37	0	0
TOTALS	.258	141	4673	574	1204	231	39	85	525	407	1052	86	52

PLAYER	W-L	ERA	G	GS	CG	SHO	SV	IP	H	R	ER	HR	BB	SO
Alderson, Tim	0-4	4.12	42	1	0	0	0	74.1	70	39	34	6	27	57
Beimel, Joe	0-0	0.00	4	2	0	0	0	3.1	2	0	0	0	1	1
Boleska, Tom	1-1	5.40	12	0	0	0	0	16.2	14	10	10	0	12	11
Claggett, Anthony	5-5	3.75	42	0	0	0	2	62.1	46	26	26	6	32	36
Colla, Mike	5-11	3.70	29	23	0	0	0	133.2	117	58	55	20	39	109
Cox, Tyler	1-0	0.00	1	0	0	0	0	1.0	1	0	0	0	0	1
Crotta, Mike	0-0	0.00	1	0	0	0	0	1.0	1	0	0	0	0	1
Dubee, Michael	2-6	3.27	43	0	0	0	6	63.1	72	26	23	2	16	50
Hernandez, Jose	0-0	0.00	1	0	0	0	0	1.0	0	0	0	0	0	3
Hughes, Jared	3-4	4.09	13	11	0	0	0	61.2	62	31	28	2	18	33
Irwin, Phil	8-4	3.81	15	14	0	0	0	87.1	91	42	37	9	10	69
Krol, Noah	3-5	4.45	54	0	0	0	24	54.2	62	30	27	2	19	28
Leach, Brian	0-0	9.00	10	0	0	0	0	15.0	14	15	15	0	15	7
Leroux, Chris	1-2	2.57	5	0	0	0	0	7.0	9	5	2	2	0	6
Locke, Jeff	7-8	4.03	23	22	0	0	0	125	118	68	56	9	46	114
Loree, Mike	0-0	1.17	4	0	0	0	0	7.2	6	1	1	0	3	11
McPherson, Kyle	8-5	3.02	16/160	0	0	0	0	89.1	75	34	30	7	21	82
McSwain, Matt	2-0	3.76	32/2	0	0	0	0	67.0	70	29	28	11	17	29
Moreno, Diego	0-0	4.91	7	0	0	0	0	11.0	10	6	6	1	3	14
Morris, Bryan	3-4	3.35	35	6	0	0	3	78.0	72	34	29	2	33	64
Ohlendorf, Ross	0-0	3.86	1	1	0	0	0	4.2	5	2	2	1	1	3
Pribanic, Aaron	10-9	3.88	28	27	1	1	0	153.0	169	69	66	13	28	71
Sinkbeil, Brett	0-1	4.03	4	4	0	0	0	22.1	29	16	10	3	2	23
Thompson, Aaron	4-7	5.16	28	12	0	0	0	83.2	100	55	48	6	20	51
Veal, Donnie	0-1	7.71	4	0	0	0	0	4.2	9	4	4	3	0	3
Welker, Duke	1-0	5.40	8	0	0	0	0	10.0	11	7	6	0	1	9
TOTALS	64-77	3.95	141	141	1	11	35	1238.2	1225	607	543	105	364	886

FASTFACT™ LIVING IN GRAND STYLE

Altoona

Listed below is every single grand slam that has been hit in the 13-year history of the Altoona Curve franchise

Kevin Haverbusch	4/13/99 @HAR	Tony Alvarez	6/10/01 vs. RDG	Rich Thompson	8/22/05 @ BOW
Steve Bieser	6/3/99 @BNG	Tony Derosso	5/6/02 @ RDG	Brett Roneberg	5/12/06 vs. BNG
Alex Hernandez	6/15/99 vs. BNG	Tony Derosso	7/14/02 @ AKR	Vic Buttler	5/17/06 vs. RDG
Adam Hyzdu	6/25/99 @ NBR	Shawn Garrett	8/9/02 vs. HAR	Ray Sadler	6/6/06 @ POR
Craig Wilson	7/4/99 @ERI	Chan Perry	7/18/03 @ ERI	Brett Roneberg	7/29/06 @ CON
Kory DeHaan	7/15/99 @ RDG	Ray Sadler	5/14/04 vs. AKR	Steven Pearce	6/13/07 vs. NBR
Rob Mackowiak	5/21/00 vs. NBR	Josh Bonifay	6/5/04 @ AKR	Neil Walker	6/28/07 vs. TRN
Rob Mackowiak	6/15/00 @ BOW	Ray Sadler	6/12/04 @ RDG	Anthony Webster	7/11/08 @ ERI
Rob Mackowiak	6/21/00 @ ERI	Brad Eldred	8/15/04 @ RDG	Shelby Ford	8/8/09 @ NHM
Adam Hyzdu	7/15/00 @ NOR	Brad Eldred	8/23/04 @ ERI	Miles Durham	7/26/10 @ ERI
Tracy Sanders	8/28/00 @ RDG	Carlos Maldonado	4/27/05 @ ERI		
Lee Evans	6/10/01 vs. RDG	Brad Eldred	4/29/05 vs. TRN		





EASTERN LEAGUE 

Bryce Harper - OF
Harrisburg Senators (2011)

2012 EASTERN LEAGUE UMPIRES

#	UMPIRE	2011 LEAGUE	RESIDES	EXPERIENCE
7	Joey Amaral	Eastern League	Columbia, Md.	6 years
5	Joe Born	Eastern League	Lafayette, Ind.	6 years
2	Brian de Brauwere	Texas League	Hummelstown, Pa.	4 years
57	Ramon de Jesus	Eastern League	Santo Domingo, D.R.	4 years
18	Andy Dudones	Eastern League	Uniontown, Ohio	7 years
50	Max Guyll	Eastern League	Fort Wayne, Ind.	7 years
40	Luke Hamilton	Eastern League	Goshen, Ind.	6 years
8	Joe Hannigan	Eastern League	Westmont, Ill.	7 years
11	Travis Hatch	Eastern League	Ravenswood, Australia	8 years
30	Tom Honec	Eastern League	Harrisonburg, Va.	5 years
27	Kiff Kinhead	Carolina League	Wilmington, N.C.	4.5 years
60	Shaun Lampe	Eastern League	Phoenix, Ariz.	4.5 years
6	Nick Lentz	Florida State League	Holland, Mich.	5 years
3	Nick Mahrley	Florida State League	Bartlett, Ill.	6 years
9	Jeff Morrow	Florida State League	Fenton, Mo.	5 years
4	Tim Rosso	Eastern League	Saddle Brook, N.J.	5 years
38	Doug Vines	Eastern League	Kennesaw, Ga.	6 years
96	Tom Woodring	Eastern League	Boulder, Nev.	5.5 years

2012 EASTERN LEAGUE MILEAGE CHART

	AKR	ALT	BNG	BOW	ERI	HAR	NBR	NHM	POR	REA	RIC	TRE
Akron	-	197	385	361	125	306	531	676	740	353	417	428
Altoona	197	-	223	186	199	121	370	514	578	179	263	242
Binghamton	385	223	-	298	266	182	226	295	403	153	400	178
Bowie	361	186	298	-	379	115	328	467	531	134	119	162
Erie	125	199	266	379	-	268	488	575	640	316	449	434
Harrisburg	306	121	182	115	268	-	281	420	484	62	217	125
New Britain	531	370	226	328	488	281	-	133	208	237	446	180
New Hamp	676	514	295	467	575	420	133	-	99	378	588	321
Portland	740	578	403	531	640	484	208	99	-	443	653	386
Reading	353	179	153	134	316	62	237	378	443	-	254	84
Richmond	417	263	400	119	449	217	446	588	653	254	-	273
Trenton	428	242	178	162	434	125	180	321	386	84	273	-



2011 EASTERN LEAGUE STATISTICAL LEADERS



BATTING AVERAGE (min. 2.7 PA)

.332 - Starling Marte (Altoona)



HOME RUNS

31 - Tyler Moore (Harrisburg)



RBI

90 - Tyler Moore (Harrisburg)



STOLEN BASES

70 - Anthony Gose (New Hampshire)



HITS

178 - Starling Marte (Altoona)



DOUBLES

38 - Corban Joseph (Trenton)



TRIPLES

10 - Juan Perez (Richmond)



ON-BASE PERCENTAGE

.423 - Josh Satin (Binghamton)



SLUGGING PERCENTAGE

.601 - Chih-Shien Chiang (Portland)



ERA (min. 0.8 IP/league game)

2.02 - Eric Surkamp (Richmond)



WINS

12 - Austin Hyatt (Reading)



STRIKEOUTS

171 - Austin Hyatt (Reading)



SAVES

35 - Cory Burns (Akron)

FINAL 2011 STANDINGS E.L. WESTERN

CLUB	W	L	PCT	GB
# Harrisburg Senators	80	62	.563	--
@ Richmond Flying Squirrels	76	66	.535	4.0
Bowie Baysox	75	66	.532	4.5
Akron Aeros	73	69	.514	7.0
Erie SeaWolves	67	75	.472	13.0
Altoona Curve	64	77	.454	15.5

FINAL 2011 STANDINGS E.L. EASTERN

CLUB	W	L	PCT	GB
# New Hampshire Fisher Cats	77	65	.542	--
@ Reading Phillies	74	68	.521	3.0
New Britain Rock Cats	72	70	.507	5.0
Trenton Thunder	68	73	.482	8.5
Binghamton Mets	65	76	.461	11.5
Portland Sea Dogs	59	83	.415	18.0

E.L. WESTERN DIVISIONAL PLAYOFFS

Richmond defeats Harrisburg, 3-0

E.L. EASTERN DIVISIONAL PLAYOFFS

New Hampshire defeats Reading, 3-1

E.L. CHAMPIONSHIP

New Hampshire defeats Richmond, 3-1

2011 E.L. POST-SEASON ALL STARS

First Base	Tyler Moore (Harrisburg)
Second Base	Yangervis Solarte (New Britain)
Third Base	Will Middlebrooks (Portland)
Shortstop	Adeiny Hechavarria (New Hampshire)
Outfield	Chih-Hsien Chiang (Portland)
Outfield	Anthony Gose (New Hampshire)
Outfield	Starling Marte (Altoona)
Catcher	Travis d'Arnaud (New Hampshire)
Utility Player	Josh Satin (Binghamton)
Designated Hitter	Matt Rizzotti (Reading)
RH Starting Pitcher	Brad Peacock (Harrisburg)
LH Starting Pitcher	Eric Surkamp (Richmond)
Relief Pitcher	Cory Burns (Akron)

2011 E.L. POST-SEASON AWARDS & HONORS

2011 Most Valuable Player	Travis d'Arnaud (New Hampshire)
2011 Pitcher of the Year	Brad Peacock (Harrisburg)
2011 Manager of the Year	Sal Fasano (New Hampshire)
2011 Rookie of the Year	Starling Marte (Altoona)
2011 E.L. Playoffs MVP	Kevin Howard (New Hampshire)



AKRON AEROS



300 South Main Street
Akron, OH 44308
Phone: (330) 253-5151
Fax: (330) 253-3300
akronaeros.com



BINGHAMTON METS



211 Henry Street
Binghamton, NY 13901
Phone: (607) 723-6387
Fax: (607) 723-7779
bmets.com



TEAM INFORMATION/PERSONNEL

First Year.....1997
Ballpark.....Canal Park (cap. 9,447)
Field Dimensions.....LF-331, CF-400, RF-337
Affiliation.....Cleveland Indians (since 1997)
League Titles.....3 ('03, '05, '09)
Last Playoff Appearance.....2009 (Won ELCS)
2011 Record.....73-69 (4th - E.L. Western)
2011 Attendance.....266,265 (9th in E.L.)

Chief Executive Office.....Greg Agganis
Executive VP/General Manager.....Jeff Auman
Media Contact.....Kim Lakner
Broadcaster.....Jim Clark

Manager.....Chris Tremie
Pitching Coach.....Tony Arnold
Hitting Coach.....Rouglas Odor
Trainer.....Chad Wolfe

Curve Hotel in Akron.....Akron Ramada Plaza Hotel
.....20 West Mill St.
.....Akron, OH 44308
.....PH: (330) 375-9763
.....FX: (330) 434-5525

2012 SERIES (21)

at Altoona (11)

April 9 (Mon.).....6:30 p.m.
April 10 (Tues.).....6:30 p.m.
April 11 (Wed.).....6:30 p.m.
June 22 (Fri.).....7 p.m.
June 23 (Sat.).....7 p.m.
June 24 (Sun.).....6 p.m.
June 25 (Mon.).....7 p.m.
Aug. 27 (Mon.).....7 p.m.
Aug. 28 (Tues.).....7 p.m.
Aug. 29 (Wed.).....7 p.m.
Aug. 30 (Thurs.).....7 p.m.

at Akron (10)

April 27 (Fri.).....7:05 p.m.
April 28 (Sat.).....1:05 p.m.
April 29 (Sun.).....1:05 p.m.
June 8 (Fri.).....7:05 p.m.
June 9 (Sat.).....6:05 p.m.
June 10 (Sun.).....1:05 p.m.
June 12 (Thurs.).....7:05 p.m.
July 13 (Fri.).....7:05 p.m.
July 14 (Sat.).....7:05 p.m.
July 15 (Sun.).....1:05 p.m.

CURVE vs. AKRON SERIES INFO

All-Time vs. Akron.....128-145
at Altoona.....75-69
at Akron.....53-76
Postseason vs. Akron.....5-9
2011 vs. Akron.....9-11
at Altoona.....6-5
at Akron.....3-6
Best Record vs. Akron.....16-4 (2004)
Worst Record vs. Akron.....7-17 (2009)
Largest Margin of Victory.....14 (4/20/06, 18-4)
Largest Margin of Defeat.....12 (8/6/04, 16-4)

TEAM INFORMATION/PERSONNEL

First Year.....1992
Ballpark.....NYSEG Stadium (cap. 6,012)
Field Dimensions.....LF-330, CF-400, RF-330
Affiliation.....New York Mets (since 1992)
League Titles.....2 ('92, '94)
Last Playoff Appearance.....2004 (Lost in ELDS)
2011 Record.....65-76, (5th - E.L. Eastern)
2011 Attendance.....209,044 (12th in E.L.)

President.....Michael Urda
General Manager.....Jim Weed
Media Contact.....Tim Heiman
Broadcaster.....Tim Heiman

Manager.....Pedro Lopez
Pitching Coach.....Glenn Abbott
Hitting Coach.....Luis Natera
Trainer.....Matt Hunter

Curve Hotel in Binghamton.....Best Western-Johnson City
.....569 Harry L. Drive
.....Johnson City, NY 13790
.....PH: (607) 729-9194
.....FX: (607) 729-3205

2012 SERIES (10)

at Altoona (3)

July 7 (Sat.).....7 p.m.
July 8 (Sun.).....6 p.m.
July 9 (Mon.).....12 p.m.

at Binghamton (7)

June 15 (Fri.).....7:05 p.m.
June 16 (Sat.).....7:05 p.m.
June 17 (Sun.).....1:05 p.m.
June 30 (Sat.).....7:05 p.m.
July 1 (Sun.).....1:05 p.m.
July 2 (Mon.).....6:35 p.m.
July 3 (Tues.).....6:35 p.m.

CURVE vs. BINGHAMTON SERIES INFO

All-Time vs. Binghamton.....54-50
at Altoona.....30-20
at Binghamton.....24-30
Postseason vs. Binghamton.....N/A
2011 vs. Binghamton.....6-4
at Altoona.....2-1
at Binghamton.....4-3
Best Record vs. Binghamton.....6-2 (2003)
Worst Record vs. Binghamton.....2-6 (2008)
Largest Margin of Victory.....8, (8/2/11, 11-3)
Largest Margin of Defeat.....11 (5/29/00, 11-0)



BOWIE BAYSOX



4101 NE Crain Highway
Bowie, MD 20716
Phone: (301) 805-6000
Fax: (301) 464-4911
baysox.com



ERIE SEAWOLVES



110 East 10th Street
Erie, PA 16501
Phone: (814) 456-1300
Fax: (814) 456-7520
seawolves.com



TEAM INFORMATION/PERSONNEL

First Year.....1993
Ballpark.....Prince George's Stadium (cap. 10,000)
Field Dimensions.....LF-309, CF-405, RF-309
Affiliation.....Baltimore Orioles (since 1993)
League Titles.....None
Last Playoff Appearance.....2008 (Lost in ELDS)
2011 Record.....75-66 (3rd - E.L. Western)
2011 Attendance.....255,832 (10th in E.L.)

Ownership.....Maryland Baseball Holding, LLC.
General Manager.....Brian Shallcross
Media Contact.....Matt Wilson
Broadcaster.....No radio

Manager.....Gary Kendall
Pitching Coach.....Kennie Steenstra
Hitting Coach.....Denny Hocking
Trainer.....Aaron Scott

Curve Hotel in Bowie.....Best Western Annapolis
.....2520 Riva Road
.....Annapolis, MD 21401
.....PH: (410) 224-2800
.....FX: (410) 266-5539

2012 SERIES (13)

at Altoona (6)	at Bowie (7)
May 8 (Tues.).....6:30 p.m.	May 15 (Tues.).....7:05 p.m.
May 9 (Wed.).....10:30 a.m.	May 16 (Wed.).....7:05 p.m.
Aug. 6 (Mon.).....7 p.m.	May 17 (Thurs.).....7:05 p.m.
Aug. 7 (Tues.).....7 p.m.	May 25 (Fri.).....7:05 p.m.
Aug. 8 (Wed.).....7 p.m.	May 26 (Sat.).....6:35 p.m.
Aug. 9 (Thurs.).....7 p.m.	May 27 (Sun.).....2:05 p.m.
	May 28 (Mon.).....2:05 p.m.

CURVE vs. BOWIE SERIES INFO

All-Time vs. Bowie.....116-115
at Altoona.....60-62
at Bowie.....56-53
Postseason vs. Bowie.....N/A
2011 vs. Bowie.....4-8
at Altoona.....1-7
at Bowie.....3-1
Best Record vs. Bowie.....13-7 (2002)
Worst Record vs. Bowie.....8-12 (2009)
Largest Margin of Victory.....12 (8/22/04, 12-0)
Largest Margin of Defeat.....16 (8/1/08, 19-3)

TEAM INFORMATION/PERSONNEL

First Year.....1999
Ballpark.....Jerry Uht Park (cap. 6,952)
Field Dimensions.....LF-312, CF-400, RF-328
Affiliation.....Detroit Tigers (since 2001)
League Titles.....None
Last Playoff Appearance.....2007 (Lost in ELDS)
2011 Record.....67-75 (5th - E.L. Western)
2011 Attendance.....224,443 (11th in E.L.)

Ownership.....Mandalay Baseball Properties
President.....Greg Coleman
Media Contact.....Greg Gania
Broadcaster.....Greg Gania

Manager.....Chris Cron
Pitching Coach.....Ray Burris
Hitting Coach.....Jerry Martin
Trainer.....Chris McDonald

Curve Hotel in Erie.....Bel-Aire Clarion Hotel
.....2800 West 8th Street
.....Erie, PA 16505
.....PH: (814) 833-1116
.....FX: (814) 838-3242

2012 SERIES (23)

at Altoona (11)	at Erie (12)
April 5 (Thurs.).....6:30 p.m.	April 30 (Mon.).....6:35 p.m.
April 6 (Fri.).....6:30 p.m.	May 1 (Tues.).....6:35 p.m.
April 7 (Sat.).....6 p.m.	May 2 (Wed.).....6:35 p.m.
May 18 (Fri.).....6:30 p.m.	May 3 (Thurs.).....11:05 a.m.
May 19 (Sat.).....6 p.m.	May 10 (Thurs.).....6:35 p.m.
May 20 (Sun.).....6 p.m.	May 11 (Fri.).....7:05 p.m.
July 19 (Thurs.).....7 p.m.	May 12 (Sat.).....7:05 p.m.
July 20 (Fri.).....6 p.m. (DH)	May 13 (Sun.).....1:35 p.m.
July 21 (Sat.).....7 p.m.	Aug. 31 (Fri.).....7:05 p.m.
July 22 (Sun.).....6 p.m.	Sept. 1 (Sat.).....7:05 p.m.
	Sept. 2 (Sun.).....1:35 p.m.
	Sept. 3 (Mon.).....1:35 p.m.

CURVE vs. ERIE SERIES INFO

All-Time vs. Erie.....129-128
at Altoona.....55-67
at Erie.....74-61
Postseason vs. Erie.....3-0
2011 vs. Erie.....11-7
at Altoona.....7-3
at Erie.....4-4
Best Record vs. Erie.....13-6 (2006)
Worst Record vs. Erie.....7-13 (2004)
Largest Margin of Victory.....12 (7/28/02, 14-2)
Largest Margin of Defeat.....17 (7/7/09, 19-2)



HARRISBURG SENATORS



Metro Bank Park, City Island
Harrisburg, PA 17101
Phone: (717) 231-4444
Fax: (717) 231-4445
senatorsbaseball.com



TEAM INFORMATION/PERSONNEL

First Year.....1987
Ballpark.....Metro Bank Park (cap. 6,302)
Field Dimensions.....LF-330, CF-400, RF-335
Affiliation.....Washington Nationals (since 1991)
League Titles.....6 ('87, '93, '96, '97, '98, '99)
Last Playoff Appearance.....2011 (Lost in ELDS)
2011 Record.....80-62 (1st - E.L. Western)
2011 Attendance.....291,248 (7th in E.L.)

President.....Kevin Kulp
General Manager.....Randy Whitaker
Media Contact.....Terry Byrom
Broadcasters.....Terry Byrom, Matt Dudas

Manager.....Matt LeCroy
Pitching Coach.....Paul Menhart
Hitting Coach.....Eric Fox
Trainer.....Jeff Allred

Curve Hotel in Harrisburg.....Park Inn Harrisburg West
.....5401 Carlisle Pike
.....Mechanicsburg, PA 17050
.....PH: (800) 772-7829
.....FX: (717) 697-5917

2012 SERIES (14)

at Altoona (7)	at Harrisburg (7)
April 24 (Tues.).....6:30 p.m.	April 16 (Mon.).....7 p.m.
April 25 (Wed.).....6:30 p.m.	April 17 (Tues.).....7 p.m.
April 26 (Thurs.).....6:30 p.m.	April 18 (Wed.).....7 p.m.
May 21 (Mon.).....6:30 p.m.	June 26 (Tues.).....7 p.m.
May 22 (Tues.).....6:30 p.m.	June 27 (Wed.).....12 p.m.
May 23 (Wed.).....10:30 a.m.	June 28 (Thurs.).....7 p.m.
May 24 (Thurs.).....10:30 a.m.	June 29 (Fri.).....7 p.m.

CURVE vs. HARRISBURG SERIES INFO

All-Time vs. Harrisburg.....135-108
at Altoona.....74-41
at Harrisburg.....61-67
Postseason vs. Harrisburg.....3-1
2011 vs. Harrisburg.....5-11
at Altoona.....2-4
at Harrisburg.....3-7
Best Record vs. Harrisburg.....7-3 (2009)
Worst Record vs. Harrisburg.....3-7 (2011)
Largest Margin of Victory.....12 2x, last - (8/7/10, 18-6)
Largest Margin of Defeat.....12 (5/13/99, 13-1)

NEW BRITAIN ROCK CATS



230 John Karbonic Way
New Britain, CT 06051
Phone: (860) 224-8383
Fax: (860) 225-6267
rockcats.com



TEAM INFORMATION/PERSONNEL

First Year.....1983
Ballpark.....New Britain Stadium (cap. 6,146)
Field Dimensions.....LF-330, CF-400, RF-330
Affiliation.....Minnesota Twins (since 1995)
League Titles.....2 ('83, '01)
Last Playoff Appearance.....2009 (Lost in ELDS)
2011 Record.....72-70 (3rd - E.L. Eastern)
2011 Attendance.....363,759 (3rd in E.L.)

President & CEO.....Bill Dowling
VP.....Evan Levy
Media Contact.....Bob Dowling
Broadcaster.....Jeff Dooley

Manager.....Jeff Smith
Pitching Coach.....Stu Cliburn
Hitting Coach.....Riccardo Ingram
Trainer.....Larry Bennesse

Curve Hotel in New Britain.....Holiday Inn Express
.....120 Laning Street
.....Southington, CT 06489
.....PH: (860) 276-0736
.....FX: (860) 276-9405

2012 SERIES (6)

at Altoona (3)	at New Britain (3)
June 19 (Tues.).....7 p.m.	Aug. 3 (Fri.).....7:05 p.m.
June 20 (Wed.).....7 p.m.	Aug. 4 (Sat.).....7:05 p.m.
June 21 (Thurs.).....7 p.m.	Aug. 5 (Sun.).....1:35 p.m.

CURVE vs. NEW BRITAIN SERIES INFO

All-Time vs. New Britain.....51-37
at Altoona.....27-16
at New Britain.....24-21
Postseason vs. New Britain.....N/A
2011 vs. New Britain.....6-4
at Altoona.....4-3
at New Britain.....2-1
Best Record vs. New Britain.....5-1 2x, last - (2010)
Worst Record vs. New Britain.....2-5 (2001)
Largest Margin of Victory.....13 (8/10/11, 14-1)
Largest Margin of Defeat.....12 (6/25/05, 13-1)





NEW HAMPSHIRE FISHER CATS



1 Line Drive
Manchester, NH 03101
Phone: (603) 641-2005
Fax: (603) 641-2055
nhfishercats.com



PORTLAND SEA DOGS



271 Park Avenue
Portland, ME 04102
Phone: (207) 874-9300
Fax: (207) 780-0317
seadogs.com



TEAM INFORMATION/PERSONNEL

First Year.....2004
Ballpark.....Northeast Delta Dental Stadium (cap.6,500)
Field Dimensions.....LF-326, CF-400, RF-306
Affiliation.....Toronto Blue Jays (Since 2004)
League Titles.....2 (2004, 2011)
Last Playoff Appearance.....2011 (Won ELCS)
2011 Record.....77-65 (1st - E.L. Eastern)
2011 Attendance.....373,482 (5th in E.L.)

Owner, Managing Partner.....Art Solomon
President/General Manager.....Rick Brenner
Media Contact.....Tom Gauthier
Broadcasters.....Tom Gauthier

Manager.....Sal Fasano
Pitching Coach.....Tom Signore
Hitting Coach.....Jon Nunnally
Trainer.....Robert Tarpey

Curve Hotel in Manchester.....Comfort Inn
.....298 Queen City Ave.
.....Manchester, NH 03102
.....PH: (603) 668-2600
.....FX: (603) 625-2081

2012 SERIES (7)

at Altoona (4)	at New Hampshire (3)
July 26 (Thurs.).....7 p.m.	Aug. 17 (Fri.).....7:05 p.m.
July 27 (Fri.).....7 p.m.	Aug. 18 (Sat.).....7:05 p.m.
July 28 (Sat.).....7 p.m.	Aug. 19 (Sun.).....1:35 p.m.
July 29 (Sun.).....6 p.m.	

TEAM INFORMATION/PERSONNEL

First Year.....1994
Ballpark.....Hadlock Field (cap.7,368)
Field Dimensions.....LF-315, CF-400, RF-335
Affiliation.....Boston Red Sox (since 2003)
League Titles.....1 (2006)
Last Playoff Appearance.....2008 (Lost in ELDS)
2011 Record.....59-83 (6th - E.L. Eastern)
2011 Attendance.....369,424 (6th in E.L.)

Principle Owner/Chairman.....Daniel Burke
President.....Charlie Eshbach
Media Contact.....Chris Cameron
Broadcaster.....Mike Antonellis

Manager.....Kevin Boles
Pitching Coach.....Bob Kipper
Hitting Coach.....Dave Joppie
Trainer.....Brandon Henry

Curve Hotel in Portland.....Doubletree by Hilton
.....363 Maine Mall Road
.....South Portland, ME 04106
.....PH: (207) 775-6161
.....FX: (207) 756-6623

2012 SERIES (6)

at Altoona (3)	at Portland (3)
June 1 (Fri.).....7 p.m.	Aug. 14 (Tues.).....7 p.m.
June 2 (Sat.).....7 p.m.	Aug. 15 (Wed.).....7 p.m.
June 3 (Sun.).....6 p.m.	Aug. 16 (Thurs.).....7 p.m.

CURVE vs. NEW HAMPSHIRE SERIES INFO

All-Time vs. New Hampshire.....24-24
at Altoona.....11-14
at Manchester.....13-10
Postseason vs. New Hampshire.....0-3
2011 vs. New Hampshire.....2-4
at Altoona.....2-2
at Manchester.....0-2
Best Record vs. New Hampshire.....4-2 (2008)
Worst Record vs. New Hampshire.....2-4 (2011)
Largest Margin of Victory.....12 (8/15/08, 12-0)
Largest Margin of Defeat.....9 (8/18/11, 11-2)

CURVE vs. PORTLAND SERIES INFO

All-Time vs. Portland.....44-39
at Altoona.....25-19
at Portland.....19-20
Postseason vs. Portland.....N/A
2011 vs. Portland.....2-5
at Altoona.....0-3
at Portland.....2-2
Best Record vs. Portland.....6-1 (2000)
Worst Record vs. Portland.....1-3 (2006)
Largest Margin of Victory.....10, 2x, last (8/3/00, 12-2)
Largest Margin of Defeat.....9, (8/12/09, 13-4)



READING PHILLIES



1900 South Centre Ave.
Reading, PA 19605
Phone: (610) 375-8469
Fax: (610) 373-5868
readingphillies.com



TEAM INFORMATION/PERSONNEL

First Year.....1952
Ballpark..... FirstEnergy Stadium (cap. 9,000)
Field Dimensions..... LF-330, CF-400, RF-330
Affiliation.....Philadelphia Phillies (since 1967)
League Titles.....5 ('57, '68, '73, '95, '01)
Last Playoff Appearance.....2011 (Lost in ELDS)
2011 Record.....74-68 (2nd - E.L. Eastern)
2011 Attendance.....456,957 (1st in E.L.)

Owner.....Craig Stein
General Manager.....Scott Hunsicker
Media Contact.....Eric Scarcella
Broadcaster.....Brian Seltzer

Manager.....Dusty Wathan
Pitching Coach.....Bob Milacki
Hitting Coach.....Frank Cacciatore
Trainer.....Chris Mudd

Curve Hotel in Reading.....Crowne Plaza Reading
.....1741 Papermill Road
.....Wyomissing, PA 19610
.....PH: (610) 376-3811
.....FX: (610) 375-7562

2012 SERIES (9)

at Altoona (3)

July 4 (Wed.).....7 p.m.
July 5 (Thurs.).....7 p.m.
July 6 (Fri.).....7 p.m.

at Reading (6)

June 5 (Tues.).....7:05 p.m.
June 6 (Wed.).....7:05 p.m.
June 7 (Thurs.).....7:05 p.m.
July 23 (Mon.).....7:05 p.m.
July 24 (Tues.).....7:05 p.m.
July 25 (Wed.).....7:05 p.m.

CURVE vs. READING SERIES INFO

All-Time vs. Reading.....116-124
at Altoona.....66-59
at Reading.....50-65
Postseason vs. Reading.....N/A
2011 vs. Reading.....5-10
at Altoona.....2-4
at Reading.....3-6
Best Record vs. Reading.....15-5 (2004)
Worst Record vs. Reading.....6-14 (2002)
Largest Margin of Victory.....11 (8/10/00, 13-2)
Largest Margin of Defeat.....13 (7/6/00, 14-1)

RICHMOND FLYING SQUIRRELS



3001 N. Boulevard
Richmond, VA 23230
Phone: (804) 359-3866
Fax: (804) 359-1373
squirrelsbaseball.com



TEAM INFORMATION/PERSONNEL

First Year.....2010
Ballpark.....The Diamond (cap. 10,500)
Field Dimensions.....LF-330, CF-402, RF-330
Affiliation.....San Francisco Giants (since 1995)
League Titles.....N/A
Last Playoff Appearance.....2011 (Lost in ELCS)
2011 Record.....76-66 (2nd - E.L. Western)
2011 Attendance.....447,520 (1st in E.L.)

Chief Executive Mgr.....Chuck Domino
General Manager.....Bill Papierniak
Media Contact.....Anthony Opperman
Broadcasters.....Jon Laaser, Anthony Opperman

Manager.....Dave Machemer
Pitching Coach.....Ross Grimsley
Hitting Coach.....Ken Joyce
Trainer.....L.J. Petra

Curve Hotel in Richmond.....Comfort Suites
.....10601 Telegraph Rd.
.....Glen Allen, VA 23059
.....PH: (804) 262-2000
.....FX: (804) 612-3262

2012 SERIES (21)

at Altoona (14)

April 19 (Thurs.).....6:30 p.m.
April 20 (Fri.).....6:30 p.m.
April 21 (Sat.).....6 p.m.
April 22 (Sun.).....1 p.m.
May 4 (Fri.).....6:30 p.m.
May 5 (Sat.).....6 p.m.
May 6 (Sun.).....1 p.m.
May 29 (Tues.).....6:30 p.m.
May 30 (Wed.).....6:30 p.m.
May 31 (Thurs.).....6:30 p.m.
Aug. 23 (Thurs.).....7 p.m.
Aug. 24 (Fri.).....7 p.m.
Aug. 25 (Sat.).....7 p.m.
Aug. 26 (Sun.).....6 p.m.

at Richmond (7)

April 12 (Thurs.).....6:35 p.m.
April 13 (Fri.).....6:35 p.m.
April 14 (Sat.).....6:35 p.m.
April 15 (Sun.).....2:05 p.m.
July 16 (Mon.).....7:05 p.m.
July 17 (Tues.).....7:05 p.m.
July 18 (Wed.).....7:05 p.m.

CURVE vs. RICHMOND SERIES INFO

All-Time vs. Richmond.....24-19
at Altoona.....14-8
at Richmond.....10-11
Postseason vs. Richmond.....N/A
2011 vs. Richmond.....8-9
at Altoona.....6-5
at Richmond.....2-4
Best Record vs. Richmond.....16-10 (2010)
Worst Record vs. Richmond.....8-9 (2011)
Largest Margin of Victory.....8 (5/4/10, 9-1)
Largest Margin of Defeat.....6 (5/14/10, 7-1)



TRENTON THUNDER



One Thunder Road
Trenton, NJ 08611
Phone: (609) 394-3300
Fax: (609) 394-9666
trentonthunder.com



EASTERN LEAGUE



30 Danforth Street, St. 208
Portland, ME 04101
Phone: (207) 761-2700
Fax: (207) 761-7064
easternleague.com



TEAM INFORMATION/PERSONNEL

First Year 1994
Ballpark Mercer County Waterfront Park (cap. 6,440)
Field Dimensions LF-330, CF-407, RF-330
Affiliation New York Yankees (since 2003)
League Titles 2 (2007, 2008)
Last Playoff Appearance 2010 (Lost in ELCS)
2011 Record 68-73 (4th - E.L. Eastern)
2011 Attendance 379,501 (4th in E.L.)

Ownership Garden State Baseball, LLP
General Manager/C.O.O. Will Smith
Media Contact Bill Cook
Broadcasters Jay Burnham, Josh Maurer

Manager Tony Franklin
Pitching Coach Tommy Phelps
Hitting Coach Tom Slater
Coach Luis Dorante
Trainer Scott DiFrancesco

Curve Hotel in Trenton The Trenton Marriott
..... 1 W. Lafayette St.
..... Trenton, NJ 08608
..... PH: (609) 421-4000
..... FX: (609) 421-6002

2012 SERIES (12)

at Altoona (6)

June 12 (Tues.) 7 p.m.
June 13 (Wed.) 7 p.m.
June 14 (Thurs.) 7 p.m.
Aug. 10 (Fri.) 7 p.m.
Aug. 11 (Sat.) 7 p.m.
Aug. 12 (Sun.) 6 p.m.

at Trenton (6)

July 31 (Tues.) 7:05 p.m.
Aug. 1 (Wed.) 7:05 p.m.
Aug. 2 (Thurs.) 12:05 p.m.
Aug. 20 (Mon.) 7:05 p.m.
Aug. 21 (Tues.) 7:05 p.m.
Aug. 22 (Wed.) 12:05 p.m.

CURVE vs. TRENTON SERIES INFO

All-Time vs. Trenton 56-58
at Altoona 33-24
at Trenton 23-34
Postseason vs. Trenton 3-1
2011 vs. Trenton 6-4
at Altoona 2-1
at Trenton 4-3
Best Record vs. Trenton 6-1 (2006)
Worst Record vs. Trenton 2-5 (2000)
Largest Margin of Victory 9 (4x) last - 6/28/07, 11-2
Largest Margin of Defeat 13 (5/6/05, 16-3)

TEAM INFORMATION/PERSONNEL

League Name The Eastern League of
Professional Baseball Clubs, Inc.
Year Founded 1923
Address 30 Danforth St., Suite 208
Portland, ME 04101
Phone (207) 761-7200
Fax (207) 761-7064
E-mail elpb@easternleague.com

President Joe McEacharn (ninth season)
Assistant to the President Bill Rosario
Rosario E-mail brosarior@easternleague.com

Divisional Alignment

Western Akron, Altoona, Bowie, Erie
Harrisburg, Richmond
Eastern Binghamton, New Britain,
New Hampshire, Portland, Reading, Trenton

Schedule 142 games (unbalanced schedule)
Opening Day/Last Game April 5/Sept. 3
Playoffs Begin September 5
All-Star Break July 10-11
All-Star Game July 11, Reading, Pa.
Roster Limit 24

Playoff Format

Divisional Playoffs - Top two teams in each division will play a best-of-five series with a 2-2-1 format.
Championship Series - Winners of two divisional series play in a best-of-five series with a 2-3 format.
Eastern Division hosts first two games in odd numbered years...Western Division hosts first two games in even numbered years.

Tiebreakers

- Ties for first place are broken on head-to-head records.
- Ties for second place broken by one-game playoff to be hosted by team with best head-to-head record.

League Statistician

MLB Advanced Media - 75 Ninth Ave., 5th Floor - New York, NY 10011

Statistical Minimums

Batting Title (383 minimum PA)
ERA Title (114 minimum IP)





The Eastern League All-Star Game shifts to Baseballtown in 2012 as the Reading Phillies will host the annual summer classic at FirstEnergy Stadium in Reading, Pa. The Baseballtown All-Star Classic will take place July 10-11, 2012 in the newly renovated facility with the actual game itself being played on Wednesday, July 11. Leading up to the event on Tuesday, July 10 will be the Baseballtown All-Star Home Run Derby & Autograph Party to benefit the United Way of Berks County. The Baseballtown All-Star Gala will immediately follow the Home Run Derby and Autograph Party on Tuesday night.

An usual twist will be placed on this year's All-Star Home Run Derby when the event takes place in Reading the night before the All-Star Game. It in fact won't be like a home run derby at all but more like a batting challenge, with all the players from the game competing to score the most points. There will be targets laid out on the field, which can range from a target based on a golf-ball retriever that will be strolling around the outfield to an intern hanging from a crane in the left-field with a baseball glove, and the more targets that are hit, the more points the player will earn.

This is the first time that Reading has hosted the Eastern League All-Star Game since July 22, 1974.

CURVE MID-SEASON ALL-STARS

1999 (Mobile, Ala.)	Kevin Haverbusch (3B)
2000 (Bowie, Md.)	Sam McConnell (LHP)
2001 (Round Rock, Texas)	J.R. House (C)
2002 (Norwich, Conn.)	Shawn Garrett (OF), Chris Spurling (RHP)
2003 (New Britain, Conn.)	Sean Burnett (LHP), Jose Castillo (2B), Shawn Garrett (OF), Mike Johnston (LHP)
.....	Chan Perry (1B)
2004 (Bowie, Md.)	Bryan Bullington (RHP), Chris Duffy (OF), Jeff Keppinger (2B), Ian Snell (RHP)
2005 (Portland, Maine)	Jose Bautista (3B), Josh Bonifay (1B), Brady Borner (LHP), Rajai Davis (OF)
.....	Tom Gorzelanny (LHP)
2006 (Altoona, PA)	Vic Buttler (OF), Landon Jacobsen (RHP), Brandon Knight (RHP), Simon Pond (1B)
.....	Brett Roneberg (OF), Shane Youman (LHP)
2007 (Norwich, Conn.)	Dave Davidson (LHP) Luis Munoz (RHP), Steven Pearce (1B), Brian Peterson (C)
.....	Matt Peterson (RHP), Neil Walker (3B)
2008 (Manchester, N.H.)	Pat Bresnehan (RHP), Jason Delaney (1B), Shelby Ford (2B) ^, Yoslan Herrera (RHP)
.....	* Josh Shortslef (LHP)
2009 (Trenton, N.J.)	Jason Delaney (OF), Brian Friday (SS), Daniel Moskos (LHP)
2010 (Harrisburg, PA)	Chase d'Arnaud (SS), Hector Gimenez (C), Matt Hague (1B), Derek Hankins (RHP)
.....	Josh Harrison (INF), Rudy Owens (LHP)
2011 (Manchester, N.H.)	Jeremy Farrell (3B), Brock Holt (2B), Jeff Locke (LHP), Starling Marte (CF)
.....	Aaron Pribanic (RHP)

* = Herrera was selected to play but did not because of a promotion to Pittsburgh

^ = Ford was selected to play but did not because of an injury

NOTE: From 1999-02 Curve players participated in the Double-A All-Star Game, which included players from the Eastern, Southern and Texas Leagues. The Eastern League began holding its own All-Star Game in 2003.





Kyle McPherson
2011 Pirates' Minor League
Pitcher of the Year

PIRATES ORG.





PITTSBURGH PIRATES BASEBALL CLUB

PNC PARK AT NORTH SHORE

115 FEDERAL STREET

PITTSBURGH, PA 15212

(412) 323-5000

www.pirates.com

EXECUTIVE


Chairman.....	Bob Nutting
President.....	Frank Coonelly
Executive Vice President & Chief Financial Officer.....	Jim Plake
Executive Vice President & PNC Park General Manager	Dennis DaPra
Vice President, Community & Public Affairs	Patty Paytas

BASEBALL OPERATIONS

Senior Vice President, General Manager.....	Neal Huntington
Senior VP and General Counsel.....	Bryan Stroh
Assistant General Manager.....	Greg Smith
Assistant General Manager.....	Kyle Stark
Major League Scout.....	Mike Basso
Major League Scout.....	Robert Minor
Major League Scout.....	Steve Williams
Special Assistant to the General Manager.....	Jim Benedict
Special Assistant to the General Manager.....	Marc DelPiano
Special Assistant to the General Manager.....	David Jauss
Special Assistant to the General Manager.....	Jax Robertson
Special Assistant to the General Manager.....	Doug Strange

PLAYER DEVELOPMENT

Director of Minor League Operations.....	Larry Broadway
Baseball Operations Coordinator	Alex Langsam
Senior Director, Florida Operations	Trevor Gooby
Special Assistant to Minor League Operations.....	Frank Kremblas
Minor League Field Coordinator	Brad Fischer
Minor League Infield Coordinator.....	Gary Green
Minor League Pitching Coordinator.....	Scott Mitchell
Minor League Hitting Coordinator	Jeff Livesey
Minor League Outfield/Baserunning Coordinator	Kimera Bartee
Dominican Field Coordinator/DSL Manager	Larry Sutton
Minor League Training Coordinator	Carl Randolph
Minor League Strength & Conditioning Coordinator	Mike Winkler



Curve owner Bob Lozinak (left) and Pirates' President Frank Coonelly (right) signed a four-year extension of their current Player Development Contract on May 23, 2009 that will keep the Pirates and Curve affiliated with one another through the 2014 season. At the conclusion of the agreement it will mean that Pittsburgh and Altoona will have been affiliated longer than any other team in Pirates history (16 years). 2009 Curve players Jeff Sues, Kyle Bloom and Daniel Moskos (L-R) look on.



2011 PIRATES MINOR LEAGUE ORGANIZATIONAL LEADERS

BATTING AVERAGE (Min. 2.7 PA/Team Games)

Ramon Cabrera	BRD	.343
Starling Marte	ALT	.332
Jose Osuna	STC	.328
Elevys Gonzalez	BRD	.322
Adalberto Santos	BRD	.314



ERA (Min. 0.8 IP/Team Games)

Nick Kingham	STC	2.15
Brett Lorin	BRD	2.84
Kyle McPherson	BRD/ALT	2.96
Phil Irwin	BRD/ALT	3.14
Ryan Hafner	STC	3.15

HOME RUNS

Jordy Mercer	ALT/IND	19
Quincy Latimore	ALT	15
Four others tied		15



WINS

Phil Irwin	BRD/ALT	13
Kyle McPherson	BRD/ALT	12
Tyler Waldron	WVA/BRD	11
4 others tied		10

RBI

Elevys Gonzalez	BRD	83
John Bowker	IND	76
Matt Hague	IND	75
Aaron Baker	BRD	73
Matt Curry	WVA/ALT	73



SAVES

Noah Krol	ALT	24
Tim Wood	IND	23
Ryan Beckman	WVA/BRD	13
Jason Townsend	WVA	13
Miguel Mendez	GCL	7

STOLEN BASES

Drew Maggi	WVA/BRD	32
Adalberto Santos	BRD	27
4 others tied		24



STRIKEOUTS

Kyle McPherson	BRD/ALT	142
Jeff Locke	ALT/IND	139
Zack von Rosenberg	WVA	114
Mike Colla	ALT	109
Phil Irwin	BRD/ALT	109



INDIANAPOLIS INDIANS

Triple-A - International League

Victory Field (cap. 15,696)
501 West Maryland Street
Indianapolis, IN 46225
Phone: (317) 269-3542
Fax: (317) 269-3541
www.indyindians.com

2012 COACHING STAFF/ TEAM PERSONNEL

Manager.....Dean Treanor
Pitching CoachTom Filer
Hitting Coach.....Jeff Branson
VP/General Manager...Cal Burleson
Media ContactBrian Bosma



Treanor

2011 I.L. WEST STANDINGS

TEAM	W	L	PCT.	GB
Columbus Clippers	88	56	.611	-
Indianapolis Indians	76	68	.528	12.0
Louisville Bats	73	71	.507	15.0
Toledo Mud Hens	67	77	.465	21.0

AVG: Matt Hague (.309)
HR: John Bowker (15)
RBI: John Bowker (76)
RUNS: Matt Hague (70)
HITS: Matt Hague (165)
SB: Alex Presley (22)
GAMES: Matt Hague (141)

2011 TEAM LEADERS

WINS: Justin Wilson (10)
LOSSES: Sean Gallagher (12)
SAVES: Tim Wood (23)
ERA: Garrett Olson (3.05)
IP: Sean Gallagher (132.0)
SO: Sean Gallagher (98)
GAMES: Justin Thomas (63)



BRADENTON MARAUDERS

Advanced A - Florida State League

McKechnie Field/Pirate City
1701 27th Street East
Bradenton, FL 34208
Phone: (941) 747-3031
Fax: (941) 747-9442
www.bradentonmarauders.com

2012 COACHING STAFF/ TEAM PERSONNEL

Manager.....Carlos Garcia
Pitching CoachMike Steele
Hitting Coach.....Kory DeHaan
Sr. Dir., Fla. Opps.....Trevor Gooby
Media ContactNathan March



Garcia

2011 FSL SOUTH STANDINGS (overall)

TEAM	W	L	PCT.	GB
Bradenton	74	63	.540	--
St. Lucie	72	68	.514	3.5
Palm Beach	68	70	.493	6.5
Charlotte	64	75	.460	11.0
Ft. Myers	63	76	.453	12.0
Jupiter	60	80	.429	15.5

AVG: Ramon Cabrera (.343)
HR: Baker/Cunningham (15)
RBI: Elevys Gonzalez (83)
RUNS: Robbie Grossman (134)
HITS: Elevys Gonzalez (146)
SB: Adalberto Santos (27)
GAMES: Robbie Grossman (134)

WINS: Nathan Baker (10)
LOSSES: Nathan Baker (8)
SAVES: Ryan Beckman (11)
ERA: Brett Lorin (2.84)
IP: Nathan Baker (148.1)
SO: Nathan Baker (105)
GAMES: Ryan Beckman (42)



WEST VIRGINIA POWER

Low A - South Atlantic League

Appalachian Power Park (cap. 6,200)

601 Morris St. Suite 201

Charleston, WV 25301

Phone: (304) 344-BATS (2287)

Fax: (304) 344-0083

www.wvpower.com



2011 SAL NORTH STANDINGS (overall)

TEAM	W	L	PCT.	GB
Hickory	79	58	.577	--
Greensboro	79	60	.568	1.0
Kannapolis	76	62	.551	3.5
Hagerstown	75	64	.540	5.0
West Virginia	69	69	.500	10.5
Lakewood	68	69	.496	11.0
Delmarva	55	85	.393	25.5

AVG:	Dan Grovatt (.284)
HR:	Curry/Noris (9)
RBI:	Dan Grovatt (67)
RUNS:	Dan Grovatt (70)
HITS:	Dan Grovatt (135)
SB:	Drew Maggi (32)
GAMES:	Grovat/Rojas (131)

2012 COACHING STAFF/ TEAM PERSONNEL

Manager.....Rick Sofield
Pitching CoachWillie Glen
Hitting Coach.....Edgar Varela
General ManagerTim Mueller
Media ContactAdam Marco



Sofield

2011 TEAM LEADERS

WINS:	Cumpton/Waldron (7)
LOSSES:	Z. Von Rosenberg (9)
SAVES:	Jason Townsend (13)
ERA:	Colton Cain (3.64)
IP:	Z. von Rosenberg (125.2)
SO:	Z. von Rosenberg (114)
GAMES:	Jason Townsend (44)

STATE COLLEGE SPIKES

Short Season A - New York-Penn League

Medlar Field at Lubrano Park (cap. 5,406)

112 Medlar Field at Lubrano Park

University Park, PA 16802

Phone: (814) 272-1711

Fax: (814) 272-1718

www.statecollegespiques.com



2011 NYPL PINCKNEY STANDINGS

TEAM	W	L	PCT.	GB
Auburn	45	30	.600	--
Williamsport	43	33	.566	2.5
Mahoning Valley	41	34	.547	4.0
Batavia	37	38	.493	8.0
Jamestown	35	40	.467	10.0
State College	31	44	.413	14.0

AVG:	Alex Dickerson (.313)
HR:	Wes Freeman (6)
RBI:	Wes Freeman (25)
RUNS:	Dickerson/Freeman (25)
HITS:	Wes Freeman (58)
SB:	Taylor Lewis (16)
GAMES:	Lashmet/Lewis (60)

2012 COACHING STAFF/ TEAM PERSONNEL

Manager.....Dave Turgeon
Pitching CoachJustin Meccage
Hitting Coach.....Dave Howard
General Manager.....Jason Dambach
Media ContactJoe Putnam



Turgeon

2011 TEAM LEADERS

WINS:	Nick Kingham (6)
LOSSES:	Ryan Hafner (6)
SAVES:	de Leon/Fienemann (5)
ERA:	Nick Kingham (2.15)
IP:	Matt Benedict (71.1)
SO:	Nick Kingham (47)
GAMES:	Emmanuel de Leon (21)

GCL PIRATES

Rookie - Gulf Coast League

McKeechnie Field/Pirate City

1701 27th Street East

Bradenton, FL 34208

Phone: (941) 747-3031

Fax: (941) 747-9549



2011 GCL NORTH STANDINGS

TEAM	W	L	PCT.	GB
#GCL Yankees	37	23	.617	--
*GCL Pirates	34	26	.567	3.0
GCL Tigers	29	31	.483	8.0
GCL Blue Jays	27	32	.458	9.5
GCL Phillies	27	32	.458	9.5
GCL Braves	24	34	.414	12.0

*Climbed Wild Card

AVG:	Jose Osuna (.348)
HR:	Willy Garcia (5)
RBI:	Garcia/Hanson (35)
RUNS:	Jordanelli Carvajal (44)
HITS:	Jose Osuna (59)
SB:	Alen Hanson (24)
GAMES:	Alen Hanson (52)

2012 COACHING STAFF/ TEAM PERSONNEL

Manager.....Tom Prince
Pitching CoachBobby St. Pierre
Coach.....Mike Lum



Prince

2011 TEAM LEADERS


WINS:	Logan Pevny (7)
LOSSES:	Two tied (3)
SAVES:	Miguel Mendez (7)
ERA:	Miguel Mendez (3.80)
IP:	Diomedes Mateo (42.0)
SO:	Diomedes Mateo (33)
GAMES:	Miguel Mendez (21)

FASTFACTCRAZY EIGHTS

Altoona

In 2010, Curve outfielder Alex Presley had an unprecedented day at the plate on May 24 in Akron. The Monroe, La. native exploded for eight RBI to surpass Curve legend Adam Hyzdu for the most RBI in one game in franchise history. Presley tripled in his first at bat and cleared the bases for his first three RBIs. In the third inning, Presley homered to center field to bring home another three runs to bring his total to six. His show continued in the fifth when he homered for the second time in the game to bring in his final two runs.





GENERAL INFO



YEARLY ATTENDANCE TOTALS

YEAR	OPENINGS	TOTAL ATTENDANCE	AVG. ATTENDANCE
2011	68	285,906	4,205
2010	69	286,321	4,150
2009	64	275,945	4,311
2008	67	346,973	5,179
2007	67	356,339	5,318
2006	66	365,407	5,536
2005	71	390,239	5,496
2004	66	394,062	5,970
2003	65	365,376	5,621
2002	69	363,871	5,273
2001	68	348,316	5,122
2000	66	333,968	5,060
1999	69	323,932	4,695
TOTALS	875	4,436,655	5,070

NOTE: Figures do not include the 7,346 fans the Curve drew for their May 15, 2000 exhibition vs. Pittsburgh, the 9,308 who attended the 2006 E.L. All-Star Game, or the 63,294 fans who attended the Curve's 14 E.L. playoff games at Peoples Natural Gas Field from 2003-06 and in 2010

2011 E.L. ATTENDANCE (by average)

TEAM	BALLPARK	CAPACITY	TOTAL	OPENINGS	AVERAGE
Reading Phillies	FirstEnergy Stadium	9,000	456,957	68	6,720
Richmond Flying Squirrels	The Diamond	10,500	447,520	67	6,679
New Britain Rock Cats	New Britain Stadium	6,146	363,759	62	5,867
Trenton Thunder	Waterfront Park	6,440	379,501	67	5,664
New Hampshire Fisher Cats	Northeast Delta Dental Stadium	6,500	373,482	67	5,574
Portland Sea Dogs	Hadlock Field	5,788	369,424	67	5,514
Harrisburg Senators	Metro Bank Park	6,302	291,248	69	4,221
Altoona Curve	Blair County Ballpark	7,210	285,906	68	4,205
Akron Aeros	Canal Park	9,447	266,265	68	3,916
Bowie Baysox	Prince George's Stadium	10,000	255,832	70	3,655
Erie SeaWolves	Jerry Uht Park	6,952	224,443	67	3,350
Binghamton Mets	NYSEG Stadium	6,012	209,044	66	3,167

**CURVE ALL-TIME
MONTHLY ATTENDANCE**

MONTH	TOTAL	OPENINGS	AVERAGE
April	537,413	140	3,838
May	869,521	183	4,751
June	823,236	161	5,113
July	983,705	179	5,495
Aug/Sept	1,222,780	212	5,767
TOTAL	4,436,655	875	5,070

**CURVE ALL-TIME
DAILY ATTENDANCE**

DAY	TOTAL	OPENINGS	AVERAGE
Monday	467,330	111	4,210
Tuesday	530,759	121	4,386
Wednesday	524,573	117	4,483
Thursday	548,902	113	4,857
Friday	743,832	134	5,550
Saturday	852,762	138	6,179
Sunday	768,497	137	5,609
TOTAL	4,436,655	875	5,070

FASTFACT™ GOING, GOING, GONE
Altoona

Led by Josh Bonifay's 25 home runs, the '05 Altoona Curve established the single-season franchise record by clubbing a total of 141 big flies in 142 regular-season games. The 25 home runs hit by Bonifay are the second-most in club history, trailing only Adam Hyzdu's 31 hit during the 2000 season. Team MVP Jose Bautista was second on the '05 club with 23 homers, while three other players, Craig Stansberry (18), Tom Evans (15) and Brad Eldred (13), also reached double figures. By contrast, the lone championship Curve team in 2010 only slugged 80 regular-season home runs, but hit 14 in their eight playoff games.



TOP 10 REGULAR SEASON CROWDS AT PEOPLES NATURAL GAS FIELD

RANK	TOTAL	DATE/OPPONENT	RESULT
1	9,255	8/10/03 vs. Harrisburg (DH)	L, 4-2 / W, 4-3
2	9,163	7/4/04 vs. Harrisburg	W, 2-0 (7)
3	9,137	7/4/03 vs. Erie	W, 11-5
4	9,017	8/18/06 vs. Harrisburg	W, 13-1
5	8,979	8/22/04 vs. Bowie	W, 12-0
6	8,836	8/5/06 vs. New Britain	L, 3-2
7	8,814	7/1/06 vs. Akron	L, 7-0
8	8,731	8/22/08 vs. New Hampshire	L, 5-4 (10)
9	8,712	7/4/05 vs. Erie	L, 5-4
10	8,692	8/2/08 vs. Bowie	L, 12-2

TOP SERIES ATTENDANCE

TOP 3-DATE SERIES

Total	Dates	Opponent
24,513	August 18-20, 2006	Harrisburg
24,268	August 17-19, 2007	Erie
23,411	August 6-8, 2004	Harrisburg
23,009	August 4-6, 2006	New Britain

TOP 4-DATE SERIES

Total	Dates	Opponent
30,914	August 19-22, 2004	Bowie
29,748	July 15-18, 2004	Reading
29,309	June 30-July 3, 2006	Akron
28,754	July 11-14, 2006	Akron

TOP 6-DATE HOMESTANDS

Total	Dates	Opponents
41,390	August 18-23, 2006	HAR/BOW
39,380	August 5-10, 2005	AKR/BOW
39,032	June 28-July 3, 2006	BOW/AKR
38,259	May 25-30, 2004	RDG/NBR
38,795	August 19-24, 2008	POR/NHM

TOP 7-DATE HOMESTANDS

Total	Dates	Opponents
44,488	July 15-21, 2004	RDG/ERIE
42,713	Aug. 25-Sept. 1, 2003	RDG/ERIE
41,083	July 22-28, 2005	HAR/BIN
41,030	June 20-26, 2005	BOW/NBR
40,676	June 16-22, 2003	TRE/HAR

PEOPLES NATURAL GAS FIELD SEATING BREAKDOWN

Diamond Club (100 Level)	1,634
Terrace Level (200 Level)	1,204
Grandstand Level (300 Level)	2,646
Outfield Reserved (500 Level)	744
Third-Base Picnic Pavilion	250
"Rail Kings" (on Party Deck)	40
Skybox Seating	292
Bleacher Seating	400
Total Seating Capacity	7,210

NOTE: From 1999-02 total seating capacity at Peoples Natural Gas Field was listed at 6,176. Prior to the 2003 season an additional 1,034 seats were created with the construction of the new left-field reserved bleacher section, the third-base picnic pavilion and the left-field Party Deck.

FASTFACT™ GLITZ AND GLAMOUR IN CURVE, PA.

Altoona

The nation's eyes turned to Blair County Ballpark on April 11, 2010 when Washington Nationals prospect Stephen Strasburg made his professional debut in front of a record crowd at Blair County Ballpark. The game, which was broadcast on ESPN360.com and had live look-ins taken by ESPNNews, brought a crowd of 7,887 to BCB on Sunday afternoon. It was the largest single-game crowd to take in a Curve game in the month of April in franchise history.





"A minor league ballpark is one thing. An amusement park is another. But tucked in the Allegheny Mountains is a place where there's really no difference."

--USA Today, August 8, 2002

Opened on April 15, 1999, **Peoples Natural Gas Field** is widely considered by fans, players, baseball executives and media as one of the finest minor league baseball facilities in America. Located just off Interstate 99 in Altoona, the ballpark features a beautiful brick exterior and the design is modeled after a railroad roundhouse to tie in the industry which helped found the city of Altoona and is still very much present to this day. The inside of Peoples Natural Gas Field features more than 7,200 fixed seats between two levels. The double-deck layout of the seating section allows for expansive lower and upper concourses, giving fans plenty of space to walk around the ballpark without having to fight through a stationary crowd of people. The "Skyliner" roller coaster from neighboring Lakemont Park and the scenic Allegheny Mountains add to the overall beauty of Peoples Natural Gas Field.

FACTS AND FIGURES

Groundbreaking.....	March 7, 1998
Opened	April 15, 1999
Architects.....	L.D. Astorino Companies, Pittsburgh, PA
Construction.....	Ralph J. Albarano and Sons, Duncansville, PA
Cubic Feet of Concrete.....	270,000
Number of Bricks.....	69,000
Width of Lower Concourse Area	80 feet
Home Clubhouse (Sq. Feet)	2,200
Visiting Clubhouse (Sq. Feet)	1,400
Indoor Batting Cage (Sq. Feet)	5,000
Dugouts.....	9' x 60'
Skybox Level Height (from field level).....	70 feet
Highest Point of Ballpark (from field level)	80 feet
Height of Light Poles (from field level).....	125 feet
Seating Capacity	7,210
Luxury Skyboxes	21
Party Deck	Left field
US.Foods Picnic Pavilion	Third Base
Ollie's Cheap Seats.....	Right-Field Line
UPMC Health Plan Home Run Junction (OF Reserved Bleachers)	Left field

BALLPARK DIMENSIONS

LF.....	325'	Fence Height (LF Corner).....	16'
LCF	365'	LF Fence Height (in front of OF Bleachers)	6'
CF	405'	OF Fence Height.....	8'
RCF	375'	CF Fence Height.....	16'
RF	325'		



2012 ALTOONA CURVE TICKET PRICES

	Presold	Day of Game
Rail Kings (On Party Deck)	\$12.00	\$13.00
Diamond Club (100 Level)	\$10.00	\$11.00
Terrace (200 Level)	\$8.00	\$9.00
Grandstand (300 Level)	\$6.00	\$7.00
UPMC Health Plan Home Run Junction (OF Bleachers)	\$5.00	\$6.00
Ollie's Bargain Outlet Cheap Seats (General Admission Bleachers)	\$5.00	\$6.00

When all ballpark seats are sold out, GA/Standing Room tickets become available for all non-numbered sections

Seniors (65 & over) and children (12 & under) receive a \$1.00 discount on Terrace & Grandstand Level seating

HOW TO ORDER CURVE TICKETS

BY PHONE:	Call the Curve Ticket Office at (814) 943-5400 or toll-free at (877) 99-CURVE	
ON-LINE:	Click the "Buy Tickets Here" icon on the front page of www.altoonacurve.com to purchase and print Curve tickets online.	
IN PERSON:	Visit the Curve Ticket Office at Peoples Natural Gas Field during the hours listed below	
TICKET OFFICE HOURS:	Monday-Friday Sat. & Sun	9-5* Closed (except for game days)

*On game days, the Curve Ticket Office is open from 9 a.m. through the end of the game





seven-station network, which covers much of Central and Western Pennsylvania and parts of Maryland and West Virginia.

As in years past, most Altoona Curve games will be preceded by "Sports Central with Cory Giger" hosted by long-time Altoona Curve beat writer Cory Giger of the Altoona Mirror. Giger's show, which runs from 4 to 6 p.m. on WVAM and is also simulcast on WQWK-AM 1450 in State College, will preview the night's upcoming Curve game and also provide in-depth interviews with Curve players and coaches throughout the upcoming season.

In addition to the flagship in Altoona, select Curve games can be heard on the following stations in the surrounding areas: WKGE The Edge 850 AM in Johnstown, WWGE The Edge 1400 AM in Loretto, 970 ESPN in Pittsburgh, WTRN-AM 1430/FM 100.7 in Tyrone, WCPA 900 AM in Clearfield and WCBC-AM 1270 in Cumberland, Md.

Off the field, the Curve and Forever broadcasting will continue their cross-promotional and marketing relationship as the ballclub will have a season-long presence on the network of Forever's six stations in the Altoona area: Froggy98, Rocky 104.9, WALY 103.9, Hot 100, The Big 1290 WFBG and ESPN Radio 1430 WVAM. Several members of the Curve staff will be on-air with different personalities across the Forever network of stations throughout the 2012 season to keep fans in the loop with all the happenings of Curve, PA.

The Forever Broadcasting team will also make their way to Curve, PA throughout the 2012 campaign for different promotional events and contests that will highlight their stations popular on-air personalities.

THE 2012 ALTOONA CURVE RADIO NETWORK

News 900, WCPA-AM - Clearfield, Pa.
970 ESPN (WBGG-AM) - Pittsburgh, Pa.
WTRN-AM, 1340 - Tyrone, Pa.
WTRN-FM, 100.7 - Tyrone, Pa.
WKGE-AM, 850 - Johnstown, Pa.
WWGE-AM, 1400 - Loretto, Pa.
WCBC-AM, 1270 - Cumberland, Md.

WCPA will carry a 78-game schedule
WKGE will carry a full 142-game schedule
WWGE, WTRN and **WCBC** will carry all games that do not conflict with the Pirates
970 ESPN will carry a 40 Curve weekend games

All 2012 games will be streamed live and archived online thanks to the **MSA Sports Network**

ALL-TIME CURVE RADIO BROADCAST TEAMS

1999	Rob Egan & Jason Dambach	2006	Jason Dambach, Joe Moore & Paul Steigerwald
2000	Rob Egan & Jason Dambach	2007	Jason Dambach, Jon Laaser & Paul Steigerwald
2001	Rob Egan & Jason Dambach	2008	Jason Dambach & Dan Zangrilli
2002	Rob Egan & Jason Dambach	2009	Ron Potesta & Dan Zangrilli
2003	Rob Egan & Jason Dambach	2010	Dan Zangrilli & Mike Passanisi
2004	Rob Egan & Jason Dambach	2011	Mike Passanisi & Josh Ellis
2005	Paul Steigerwald & Jason Dambach	2012	Mike Passanisi & Tyler Maun



Mike Passanisi (Third Season)

Mike Passanisi enters his third season with the Curve in 2012 and his second as the Director of Communications. Panini for short, Mike has been in his current role since taking over the broadcast duties just before the end of the 2010 season.

Prior to his time in Altoona, Passanisi was the Director of Media Relations and Creative Services for the Savannah Sand Gnats (New York Mets) of the South Atlantic League for two seasons. He worked with the San Diego Surf Dawgs of the Golden Baseball League before his time in the South and had the privilege of providing color analysis for one of Jose Canseco's last comeback attempts in 2006, which was carried live on ESPNNews.

A product of San Diego State University with a degree in journalism and a minor in history, it's no secret that Panini enjoys warm weather and often wears gloves in the office during the offseason due to the coldness outside. During his time at San Diego State he interned in the San Diego State Media Relations Department and has worked at the NCAA Tournament, McDonald's High School All-American Game and the AFLAC All-American Game.

Passanisi is a native of Penngrove, Calif., which is located about an hour north of San Francisco near the wine country, but has also lived in San Diego and Savannah, Ga. This past October he took his travelling talents outside the USA and traveled abroad in Europe for 11 days getting a feel for the European culture with stops in Amsterdam, Munich, London, Paris, Venice, Austria and Switzerland.

This Apple aficionado currently resides in Duncansville and is feverishly working on the next best "Jump to Conclusions" mat in his spare time.

Tyler Maun (First Season)

Tyler Maun joins the Curve for the 2012 season after three years with the Myrtle Beach Pelicans (Advanced A, Texas Rangers), the last two of which saw him serve as the team's Director of Broadcasting and Media Relations and lead radio voice. Prior to his start in baseball, the Denver native worked in sports talk radio in his hometown, first serving as an update anchor and producer for a show hosted by current Pirates' broadcaster Tim Neverett before hosting his own daily morning drive sports news show. While regularly covering Denver's four major sports teams, Tyler also worked as a member of the broadcast crew for the Arena Football League's Colorado Crush and as pregame, intermission, halftime, and postgame host for University of Denver hockey and basketball. This past offseason, Tyler resumed his work with DU as a fill-in play-by-play voice for Pioneers basketball broadcasts among other things.

In addition to his duties with the Curve, Tyler works with the Australian Baseball League as media relations coordinator, staff writer, and manager of the league's website. From October of 2010 to February of 2011, Tyler lived Down Under, working as Media Director for the Sydney Blue Sox during the ABL's inaugural season. He coordinated the national television broadcast of the league's first championship series with Fox Sports Australia and served as public address announcer for the series, as well.

A product of the University of Nebraska-Lincoln, Tyler's alma mater is his first and only collegiate sports love. He is a firm believer that Bo Pelini only screams like an abject lunatic to convey his affection and approval. Denver sports rule Tyler's professional cheering loyalties, though since the departure of Jake Plummer and the good days and mustaches that went with it, he's had a brutal time pulling for his Broncos. Tyler prides himself on being oddly addicted to sports logos and uniforms, his collection (read: "massive waste of money") of over 60 New Era 59fifty MLB and MiLB caps, and attending random sporting events like two of the last three NFL Europe World Bowls, the 2006 and 2009 World Baseball Classic semifinals and championship games, a New South Wales vs. South Australia cricket match, and a Mexican League baseball game. He's traveled to over 20 foreign countries and plans to fly fish outside the Rocky Mountains for the first time in Central PA.

Tyler lives in Hollidaysburg with his girlfriend Natalie, their dog Ellie, and their cat Ofia.

DIRECTIONS TO PEOPLES NATURAL GAS FIELD

From PITTSBURGH and Points West: Take I-76/I-376 East to U.S. 22 East. Drive on 22 East for approximately 80 miles. Merge onto I-99/US-220 North approximately six miles from Altoona. Stay on I-99 North and take the Frankstown Road exit (Exit #32). Go straight at the light at the top of the ramp (crossing over Frankstown Road). The ballpark is on the right.

From STATE COLLEGE and Points North: Take U.S. 322 West to I-99/U.S. 220 South. Take Frankstown Road exit (Exit #32). At the top of the ramp, turn right at the light onto Frankstown Road. Take a right at the next light onto Park Avenue. Ballpark is on the right.

From BEDFORD, PA./CUMBERLAND, Md. and Points South: Take I-99/U.S. 220 North toward Altoona. Take the Frankstown Road exit (Exit #32). Go straight at the light at the top of the ramp (crossing over Frankstown Road). The ballpark is on the right.

From HARRISBURG/PHILADELPHIA and Points East: Take Pennsylvania Turnpike West to Bedford exit. Following the toll booths, take a left at the light. Follow signs and get on I-99/U.S. 220 North. Take Frankstown Road exit (Exit #32). Go straight at the light at the top of the ramp (crossing over Frankstown Road). The ballpark is on the right.

From I-80 Traveling East: Take the Philipsburg/Woodland Exit to U.S. 322 East. After about 25 miles, take U.S. 220 South. 220 South merges with I-99 South. Drive on I-99 South for approximately 20 miles. Take the Frankstown Road exit (Exit #32). Turn right at the exit, the ballpark will be to your right.

From I-80 Traveling West: Take the Altoona/Milesburg exit and bear onto U.S. 220 South. After approximately 30 miles merge onto I-99 South. Drive on I-99 South for approximately 20 miles. Take the Frankstown Road exit (Exit #32). Turn right at the exit, the ballpark will be to your right.

2012 CURVE PRE-GAME WORKOUT SCHEDULE

	10:30 a.m.	12 p.m.	2 p.m.	5 p.m.
Curve BP	up to 8:30	up to 10:00	up to 12:00	up to 3:00
Visitors BP	8:30-9:15	10:00-10:45	12:00-12:45	3:00-3:45
Infield	9:15-9:25	10:55-11:05	12:45-12:55	3:45-3:55
Vis. Infield	9:25-9:35	10:55-11:05	12:55-1:05	3:55-4:05
Grounds Crew	9:35-10:25	11:05-11:55	1:05-1:55	4:05-4:55
	6 p.m.	6:30 p.m.	7 p.m.	
Curve BP	up to 4:00	up to 4:30	up to 5:00	
Visitors BP	4:00-4:45	4:30-5:15	5:00-5:45	
Infield	4:45-4:55	5:15-5:25	5:45-5:55	
Vis. Infield	4:55-5:05	5:25-5:35	5:55-6:05	
Grounds Crew	5:05-5:55	5:35-6:25	6:05-6:55	

OFFICIAL VISITING CLUB HOTEL IN ALTOONA

Ramada Inn, Altoona

Take Plank Road Exit off I-99 and turn right at the light.
Hotel is located just to the right.

1 Sheraton Drive
Altoona, PA 16601
PH: (814) 946-1631
FX: (814) 946-0785

EASTERN LEAGUE UMPIRES HOTEL IN ALTOONA

Holiday Inn Express

Take Plank Road Exit off I-99, turn left at the light and travel
approximately 2 miles. Hotel is on the left.

3306 Pleasant Valley Boulevard
Altoona, PA 16602
PH: (814) 944-9661
FX: (814) 944-9557

VISITING CLUB WORKOUT FACILITY

ProCare Health and Fitness

From the visiting team hotel, proceed to Interstate 99 and merge on to I-99 North towards State College. Take Exit 32 for Frankstown Road. Turn right at the light on to Frankstown Road. Drive 0.3 miles to Fairway Dr. and make a right.

The fitness facility will be on your left hand side.

3200 Fairway Drive
Altoona, PA 16602
PH: (814) 944-9412



IMPORTANT NUMBERS

Peoples Natural Gas Field

Main Phone: (814) 943-5400

Toll-free: 1-877-99-CURVE

Main Fax: (814) 943-9050

Press Fax: (814) 942-9097

Press Phone: (814) 283-3180

Who to Contact

Mike Passanisi - Director, Communications

PH: (814) 283-3180 (direct dial)

Cell: (707) 799-8483

E-mail: mpassanisi@altoonacurve.com

Tyler Maun - Broadcaster/New Media Mgr.

PH: (814) 283-3112 (direct dial)

Cell: (303) 803-8794

E-mail: tmaun@altoonacurve.com

Best Time to Contact in Person

NIGHT GAME: Before 1:00 p.m.

DAY GAME: Before 10:00 a.m.

MORNING GAME: Day before

SEASON CREDENTIALS: Season credentials for the 2012 season will only be issued to legitimate news gathering organizations that cover the Curve on a daily basis. The Curve will contact media outlets on an individual basis regarding season-long credentials. Other media organizations that would like to request a season credential can do so by sending that request on company letterhead via fax (814-283-3129) or as an e-mail attachment to mpassanisi@altoonacurve.com.

DAILY CREDENTIALS: Daily credentials will be issued to those individuals or organizations who do not qualify for season credentials, including freelance writers and weekly and monthly publications. Daily credentials will also be issued to radio and TV stations when the need arises for extra pre/post-game personnel and to newspaper reporters providing extra coverage. The Curve Media Relations Department should be notified at least 24 hours in advance of the game in which daily credentials are being requested. Requests should be faxed or e-mailed. Once approved, the credentials can be picked up at the Media/Handicap Gate (see below).

CREDENTIAL PICKUPS: Season Credentials can be picked at the Curve's annual Media Day activities. Media can make other arrangements with the Curve Media Relations Department to pick up credentials after that date. Daily credentials will only be available for pickup on the day they are issued at the Media/Handicap gate.

MEDIA ENTRANCE TO Peoples Natural Gas Field: All credentialed media should enter the ballpark through the Media/Handicap gate located at the top of the stairs halfway between the Front Office and the Upper Ticket Plaza on the third base side of the ballpark. No credentialed media are permitted to enter the ballpark through either the Curve Front

Office or one of the ticket gates.

OTHER ACCEPTABLE CREDENTIALS: The Curve will also honor credentials from the Pittsburgh Pirates, National and American Leagues, the Baseball Writers Association of America and Minor League Baseball.

PRESS BOX SPACE: Though Peoples Natural Gas Field's Press Box is spacious, the Curve still gives preferred seating to those media outlets that cover the club most frequently. If your media organization needs special space requirements please contact the Curve Media Relations Department at least 24 hours prior those dates.

PHOTO WELLS: Photo wells are located at the end of both dugouts. Photographers are welcome to use this space throughout the course of the game. Photographers are not permitted in the actual dugout area or on the field once the game begins. Please wait until the end of the inning to move to or from these areas.

PARKING: Media members holding season credentials are permitted to park their vehicles in the VIP parking lot by presenting their credentials to the attendant. Please be aware that parking is available on a first-come basis. Those holding daily credentials that need to be picked up at the Media/Handicap gate will have their name placed on a VIP parking list, as long as they give at least 24 hours notice.

INTERVIEW POLICY: The Curve Media Relations Department will be glad to assist members of the media in procuring interviews with Curve players and coaching staff members. Media members wishing to do an off-site interview or a feature story should contact the Curve no later than 48 hours prior to the scheduled interview time. The media is asked to be respectful of the players' pre-game schedule when requesting an interview with a player. Please consult the Curve Pregame Schedule listed on page 104 of this publication. **No one will be permitted to interview starting pitchers on the day of their start.**

CLUBHOUSE POLICIES: In accordance with the regulations designated by the Pittsburgh Pirates and Major League Baseball, both clubhouses will open to credentialed media from 3 1/2 hours prior to game time until 45 minutes before game time. Following the game, the clubhouses will be closed for a period of five minutes to allow the team ample time to return to the clubhouse. The clubhouse areas are also closed when the teams are on the field, unless previously approved by the Curve Media Relations department. **Clubhouses are also closed between games of a doubleheader.**

FIELD ACCESS: Credentialed media are permitted access to the field and dugout areas, but are not permitted to cross the foul lines, particularly when the team is taking batting practice. Media must leave the field and dugout areas no later than 45 minutes prior to game time.

