

OMAHA STORM CHASERS GAME NOTES

AT IOWA CUBS

LHP Drew Parrish (4-6, 7.19 ERA) vs. RHP Caleb Kilian (7-1, 4.18 ERA)

Wednesday, September 6, 2023 | Game #129 | 2nd Half Game #57 | Road Game #60

12:08pm CT First Pitch | Principal Park | Des Moines, Iowa

Radio: stormchasers.mixlr.com | TV: Bally Live, MiLB.TV

21-35 / 59-69

29-28 / 72-58

Omaha Storm Chasers | 12356 Ballpark Way, Papillion, Nebraska 68046 | (402) 738-5100 | OmahaStormChasers.com | @OMASstormChasers

UPCOMING SCHEDULE & PROBABLE PITCHERS

UPCOMING GAMES

OPPONENT

TIME (CT)

PROBABLE PITCHERS

Thursday, September 7	@ Iowa	6:38 p.m.	RHP Andrew Hoffmann (1-2, 7.50 ERA) vs. RHP Nick Neidert (5-6, 5.70 ERA)
Friday, September 8	@ Iowa	7:08 p.m.	RHP Max Castillo (5-6, 4.93 ERA) vs. RHP Riley Thompson (2-8, 5.66 ERA)
Saturday, September 9	@ Iowa	6:08 p.m.	LHP Anthony Veneziano (5-3, 3.97 ERA) vs. TBD
Sunday, September 10	@ Iowa	1:08 p.m.	RHP Jonathan Bowlan (5-5, 5.24 ERA) vs. TBD

THE MATCHUP

(UNDERLINE = MiLB LEADER) (BOLD = TRIPLE-A LEADER) (ITALICS = TRIPLE-A WORST)

.257 (14TH)	AVG >	.266 (5TH)	5.44 (15TH)	ERA >	5.40 (13TH)
673 (17TH)	R >	802 (2ND)	1.59 (15TH)	WHIP >	1.56 (12TH)
1,099 (19TH)	H >	1,149 (10TH)	.267 (14TH)	AVG >	.252 (4TH)
151 (13TH)	HR >	186 (7TH)	11250 (16TH)	<	IP 11190 (20TH)
594 (15TH)	BB >	649 (5TH)	1,163 (14TH)	H >	1,076 (3RD)
1,105 (6TH)	<	K 1,232 (17TH)	745 (15TH)	R >	741 (14TH)
200 (1ST)	<	SB 94 (17TH)	184 (16TH)	HR >	155 (8TH)
353 (13TH)	OBP >	.370 (3RD)	623 (14TH)	<	BB 670 (17TH)
430 (14TH)	SLG >	.470 (2ND)	1,141 (11TH)	K >	1,231 (3RD)
.783 (16TH)	OPS >	.840 (2ND)	2 (16TH)	SHO >	5 (9TH)

ALL-TIME vs. Cubs	534-510 (.511)
Since 2005: in Omaha	76-81 (.484)
Since 2005: in Iowa	69-88 (.439)

2023 vs. Cubs	5-11 (.313)
2023 at Werner Park	2-9 (.182)
2023 at Principal Park	3-2 (.600)

DATE H/R	SCORE	WIN	LOSS	SAVE
4/11 R	L, 9-6	R. Elias	M. Mayers	M. Rodriguez
4/12 R	W, 10-6	J. Kowar	R. Thompson	-
4/13 R	L, 14-1	N. Neidert	J. Heasley	-
4/14 R	W, 11-8	C. Snider	M. Rodriguez	N. Wittgren
4/15 R	PPD/Rain	-	-	-
4/16 G1 R	CNLD/Snow	-	-	-
4/16 G2 R	CNLD/Snow	-	-	-
6/28 H	L, 9-2	C. Kilian	B. Keller	-
6/29 H	W, 8-3	M. Mayers	R. Thompson	-
6/30 H	L, 6-5	M. Rodriguez	J. Kowar	-
7/1 R	PPD/Rain	-	-	-
7/2 G1 H	W, 11-1	J. Bowlan	C. Clarke	-
7/2 G2 H	L, 6-2	N. Neidert	C. Ragans	-
7/3 H	L, 7-6	B. Brown	A. Zerpa	M. Rodriguez
8/8 H	L, 8-2	A. Kay	W. Pennington	B. Horn
8/9 H	L, 20-1	L. Little	D. Parrish	-
8/10 H	L, 10-3	C. Clarke	W. Pennington	-
8/11 H	L, 9-4	A. Kay	E. Sisk	-
8/12 H	L, 7-4	S. Reyes	B. de Geus	-
8/13 H	CNLD/Rain	-	-	-
9/5 R	W, 10-9	J. Bowlan	S. Reyes	-
9/6 R	-	-	-	-
9/7 R	-	-	-	-
9/8 R	-	-	-	-
9/9 R	-	-	-	-
9/10 R	-	-	-	-

STORM CHASERS ON THE RISE

6 Omaha players that appear on a Top-30 Royals prospects ranking

PLAYER (Position)	MLB PIPELINE	BASEBALL AMERICA
Tyler Gentry (OF)	Royals No. 8	Royals No. 9
Anthony Veneziano (LHP)	Royals No. 17	Royals No. 4
Will Klein (RHP)	Royals No. 26	Royals No. 22
Devin Mann (INF)	Royals No. 28	Royals No. 21
Jonathan Bowlan (RHP)	-	Royals No. 18
Christian Chamberlain (LHP)	-	Royals No. 30

STORM CHASERS PRESS BOX

Game Notes compiled by Nicholas Badders

Credential Requests: nicholasb@omahastormchasers.com

Omaha Storm Chasers gameday information, as well as the 2023 Storm Chasers Media Guide can be found at milb.com/omaha/ballpark/media.

YESTERDAY'S GAME

	1	2	3	4	5	6	7	8	9	R	H	E	LO
Omaha	0	0	5	0	1	1	3	0	0	10	12	1	8
Iowa	1	0	1	0	0	0	0	0	7	9	9	0	9

WIN: Jonathan Bowlan (5-5) | LOSS: Samuel Reyes (3-1) | SAVE: None

DES MOINES, IOWA — Jonathan Bowlan fired his second straight quality start and the Omaha Storm Chasers survived a seven-run barrage in the ninth inning from the Iowa Cubs in a series-opening 10-9 win for the Chasers.

Bowlan allowed just two runs over his six innings of work, a pair of solo homers to Iowa left fielder **Jared Young** in the 1st and 3rd innings ... the right-hander had a pair of 1-2-3 innings and struck out two, only issuing one walk and relying on weak contact to get outs.

Omaha leapt ahead of Iowa in the 3rd inning, as back-to-back homers from **Logan Porter** and **Angelo Castellano** quickly tied the game and gave the Chasers a lead they didn't relinquish ... after a double from **Clay Dungan**, **Nick Pratto** singled him in, then RBI fielder's choice groundouts from **Tyler Gentry** and **John Rave** scored additional runs to cap a five-run frame.

Devin Mann added runs of insurance in the 5th and 6th innings, on a solo homer in the 5th and bases-loaded walk in the 6th.

A walk and single put two runners on in the 7th inning for **Bubba Thompson**, who crushed a three-run homer to center field, giving Omaha a double-digit run total in the ballgame.

Behind Veneziano, **Jonah Dipoto** threw a perfect 7th inning and **Taylor Hearn** loaded the bases in the 8th, but worked out of trouble with three strikeouts to keep the I-Cubs off the board.

After Omaha was retired seven straight at the plate from the 7th inning to the 9th, inning, the game entered the bottom of the 9th with the Storm Chasers leading by eight ... 9 of the first 10 Cubs hitters in the 9th reached base, cutting the Chasers' lead from eight runs to just two, off of two Iowa homers ... **Christian Chamberlain** only recorded one out of the six batters he faced and after allowing a home run, Jonathan Heasley issued three straight walks to load the bases with still just one out in the inning ... a sacrifice fly cut Omaha's lead to one run, but Heasley struck out pinch-hitter **Jonathan Perlaza** to finish off the game and a 10-9 win for the Chasers.

NOTES AND NUGGETS

THAT'S WHAT SPEED DO

The Chasers have **200** steals in 127 games (average 1.56 SB/game) and have been caught 47 times for a success rate of 80.97% ... **this is a franchise record for steals in a season.**

- Omaha's 200 steals are the most in Triple-A and tied 15th in all of Minor League Baseball ... the Clearwater Threshers (Philadelphia Single-A) lead the minors (260).
- Edward Olivares** steal of 2nd base in the bottom of the first inning last Tuesday was **Omaha's 193**, breaking the club's single-season record of 192, set in 1986.
- The Chasers have stolen at least one base in 84 of 128 games (66%), with multiple steals in 55 games and 11 occasions of 5+ steals.
- Omaha stole 135 bases over the first 63 games of the season (2.14 SB/G) ... with team stolen base leaders **Dairon Blanco** (47) and **Samad Taylor** (38) both called up to Kansas City in mid-June, the Chasers have 65 steals in 65 games since Taylor was first recalled on June 16 (1.00 SB/G), which ranks 9th in the league in that time ... the Chasers have stolen a base in 38 of 65 games since June 16 (58%).

TYLER, THE CREATOR OF RUNS

- Since the start of the second half, right fielder **Tyler Gentry** has been Omaha's best hitter and leads the team in nearly every offensive category.
- From June 28 to today, Gentry leads qualified Storm Chasers hitters with his .401 OBP, .472 SLG and .873 OPS ... in the 2nd half, Gentry is 1st on the team in hits (44), total bases (76) and walks (3), 2nd in homers (7) and runs batted in (23).
- Overall in 2023, Gentry is the team leader in runs batted (64), hits (103), doubles (25), extra-base hits (40), total bases (171) and walks (68) this season.
- Gentry has made 99 starts in RF this season and played 872.0 innings at the position ... the last Chaser to play that many innings at one position was **Clint Robinson** in 2012 (100 starts, 885.2 innings) at 1B ... **Johnny Giavotella's** 105 starts and 927.0 innings at 2B in 2011 represent the Storm Chaser record for playing time at a single position in a season.

HEY, HO, ANGELO!

- While he is not playing every day, **Angelo Castellano** is making his most of his time in the lineup in the second half of the season.
- Castellano's 25 runs batted in lead the Storm Chasers in the second half of the season are 1st on the team in that stretch while his 71 total bases rank 3rd.
- His solo home in the 3rd inning yesterday was his 11th of the season, furthering a new career-high ... his 47 RBI this year are tied with his previous career high set in 2016 ... with 48 walks, he is 4 away from passing his career-high of 51 from 2017 and he's already set a career-high with 18 doubles.
- Castellano is 1 game away from playing his 900th in the Royals minor league system, he has played 899 since joining the organization in 2011, 235 with Omaha.

THE I-CUBS ARE NOT OUR CUBS

- This week's series in Des Moines represents the final series between Omaha and Iowa this season as the Cubs have already secured the season series.
- The I-Cubs have won 11 of 16 meetings between the two teams this season, including a five-game sweep August 8-12 at Werner Park.
- Three games between the two teams have been cancelled this year, a doubleheader on April 16 due to snow and August 13 in Omaha due to wet grounds.
- Since 2005, this is the 10th time Iowa has won the season series (of 18) ... twice, the two teams have split the season series, while Omaha has won it outright six times.
- At Principal Park this year, Omaha has won 3 of 5 games ... the club has outright won the season series in Des Moines five times, most recently in 2021 (15 games to 7).

AT A GLANCE

RECENT (W2)

Last 5 Games	2-3
Last 10 Games	6-4
Last 20 Games	9-11

SPLIT SEASON

1st Half	38-34
2nd Half	21-35

HOME/AWAY

Home Games	30-39
Away Games	29-30

TIME OF DAY

Night Games	40-55
Day Games	19-14

MONTH

March	1-0
April	9-15
May	12-14
June	17-7
July	11-12
August	7-19
September	2-2

OPPONENT

vs. Columbus	10-2
vs. Gwinnett	2-9
vs. Indianapolis	9-2
vs. Iowa	5-11
vs. Louisville	5-13
vs. Memphis	2-4
vs. Nashville	2-4
vs. Rochester	4-2
vs. Scranton/WB	3-3
vs. St. Paul	9-9
vs. Toledo	8-10

DAY OF THE WEEK

on Monday	0-1
on Tuesday	9-12
on Wednesday	7-14
on Thursday	8-13
on Friday	14-9
on Saturday	9-11
on Sunday	12-9

THIS WEEK'S SERIES

Record	1-0
Batting Average	(.316)
Runs/Per Game	10/10.0
Home Runs	4
ERA	7.00 (7 ER / 9.0 IP)
Strikeouts (K/9)	8 (8.0)
Saves/Opportunities	0/0

QUICK FACTS

Founded.....	2011 (1969-2010: Omaha Royals)
Colors.....	Royal Blue, Twister Gold, Blackout Black
League.....	International League (Since 2021)
Ownership.....	Alliance Baseball Omaha LLC
General Manager.....	Laurie Schlender (4th Year)
Home Ballpark (Capacity).....	Werner Park (9,023, 6,254 fixed seats)
Dimensions.....	LF- 310 CF- 402 RF- 315

ACTIVE ROSTER BREAKDOWN

Age 23.....	2	Native of Dominican Republic.....	0
Age 24.....	3	Native of United States.....	21
		Native of Venezuela.....	4
Age 25.....	4	Acquired by Royals via Free Agency.....	5
Age 26.....	8	(International).....	1
		(Minor League) ...	2
		(Undrafted).....	2
Age 27.....	4	Acquired by Royals via Trade.....	9
Age 28.....	2	Acquired by Royals via Waivers.....	0
Age 29.....	2	Acquired by Royals via First Year Player Draft.....	11
		(High School).....	0
		(Rounds 1-5).....	5
		(2017 Draft).....	0
Average Age	25 Years 336 Days	(2nd Year/College).....	1
		(Rounds 6-10).....	3
		(2018 Draft).....	3
		(3rd Year/College).....	8
		(Rounds 11-20) ...	1
		(2019 Draft).....	5
Median Age	26	(4th+ Year/College).....	2
		(Rounds 21-40) ...	2
		(2020 Draft).....	3

PRO-NUN-SEE-AY-SHUNS

PLAYERS





0 SAMAD TAYLOR	(suh-mod)
2 RYAN GOINS.....	(GO-ins)
6 CLAY DUNGAN.....	(duhn-ginn)
17 ANGELO CASTELLANO.....	(kass-tay-AH-noh)
31 JONATHAN BOWLAN.....	(boh-lin)
36 BRETT DE GEUS.....	(duh GUS)
55 JONAH DIPOTO.....	(dih-POH-to)
56 ANTHONY VENEZIANO	(va-nee-ee-ah-no)
60 JOSÉ BRICEÑO	(bee-SEN-yo)

COACHES
















23 MIKE JIRSCHLE	(jursh-LEE)
33 DAVID NOWORYTA.....	(Nova-REE-tah)
52 BIJAN RADEMACHER.....	(bee-ZHON RAH-de-moch-err)

UNIFORM RECORDS

STANDARD UNIFORMS

 Blue Vortex (10-18) Home: 10-18 Road: 0-0	 Blue O-Bolt (34-34) Home: 5-3 Road: 29-31	 Powder SC (8-6) Home: 8-6 Road: 0-0	 Powder O (4-1) Home: 4-1 Road: 0-0
 Home White (9-15) Home: 9-15 Road: 0-0	 Road Grey (13-13) Home: 0-0 Road: 13-13	 Blue O-Bolt (21-21) Home: 5-3 Road: 16-18	 Powder Blue (8-6) Home: 8-6 Road: 0-0
 Black O-Bolt (4-1) Home: 4-1 Road: 0-0	 Community Home: 1-5 Road: 0-0	 Star Wars Home: 1-0 Road: 0-0	

SPECIALTY/THEME NIGHT UNIFORMS (4-12)

 Black O-Bolt Home: 1-5 Road: 0-0	 Patriotic (0-2) Home: 0-1 Road: 0-1	 Runzas Home: 0-1 Road: 0-0	 Cattlemen Home: 0-1 Road: 0-0	 Rockets Home: 1-0 Road: 0-0	 Marvel Home: 1-0 Road: 0-0	 Throwback Home: 0-1 Road: 0-0
 Community Home: 1-5 Road: 0-0	 Star Wars Home: 1-0 Road: 0-0	 Patriotic Home: 0-3 Road: 0-0	 Runzas Home: 0-1 Road: 0-0	 Cattlemen Home: 0-1 Road: 0-0	 Rockets Home: 1-0 Road: 0-0	 Marvel Home: 1-0 Road: 0-0
 Throwback Home: 0-1 Road: 0-0	 Corn Home: 0-1 Road: 0-0					

RECENT TRANSACTIONS

2023 BREAKING ROSTER (9 players still active underlined)

Pitchers (15): RHP Max Castillo, LHP Austin Cox, RHP Jonathan Heasley, RHP Jackson Kowar, RHP Brooks Kriske, LHP Marcelo Martinez, RHP Mike Mayers, RHP Andrés Núñez, LHP Drew Parrish, LHP Evan Sisk, RHP Collin Snider, RHP Josh Staumont, LHP Josh Taylor, RHP Ryan Weiss, RHP Nick Wittgren

Catchers (3): Freddy Fermin, Logan Porter, Jakson Reetz

Infielders (6): CJ Alexander, Angelo Castellano, Maikel Garcia, Nick Loftin, Nick Pratto, Samad Taylor

Outfielders (3): Dairon Blanco, Tucker Bradley, Tyler Gentry


71 DIFFERENT PLAYERS HAVE APPEARED IN A GAME FOR OMAHA IN 2023 (33 HITTERS, 38 PITCHERS)

132. 8/1	INF <u>Matt Beatty</u> returned to KANSAS CITY from rehab assignment	156. 8/16	RHP <u>James McArthur</u> optioned to Omaha
133.	LHP <u>Angel Zepa</u> recalled by KANSAS CITY from Omaha	157.	OF <u>Brewer Hicklen</u> placed on the development list
134.	RHP <u>James McArthur</u> recalled by KANSAS CITY from Omaha	158. 8/17	RHP <u>Jackson Kowar</u> recalled by KANSAS CITY from Omaha
135.	RHP <u>Jackson Kowar</u> recalled by KANSAS CITY from Omaha	159.	INF <u>Nick Pratto</u> sent on a rehab assignment to Omaha
136.	INF <u>Jermaine Palacios</u> released	160. 8/18	RHP <u>Max Castillo</u> optioned to Omaha
137.	LHP <u>Drew Parrish</u> transferred to Omaha from NW Arkansas (AA)	161. 8/22	LHP <u>Drew Parrish</u> transferred to NW Arkansas (AA) from Omaha
138. 8/2	LHP <u>Cole Ragans</u> recalled by KANSAS CITY from Omaha	162.	RHP <u>Dylan Coleman</u> optioned to Omaha
139.	RHP <u>James McArthur</u> optioned to Omaha	163. 8/23	OF <u>Brewer Hicklen</u> traded to Philadelphia Phillies
140.	RHP <u>Jackson Kowar</u> optioned to Omaha	164. 8/25	RHP <u>Collin Snider</u> recalled by KANSAS CITY from Omaha
141.	INF <u>Devin Mann</u> acquired in a trade with LOS ANGELES (NL) and assigned to Omaha	165.	INF <u>Nick Pratto</u> returned to KANSAS CITY from rehab assignment
142. 8/4	RHP <u>James McArthur</u> recalled by KANSAS CITY from Omaha	166.	LHP <u>Christian Chamberlain</u> placed on the 7-Day Injured List
143.	RHP <u>Joe Barlow</u> claimed off waivers from TEXAS and optioned to Omaha	167. 8/28	LHP <u>Drew Parrish</u> transferred to Omaha from NW Arkansas (AA)
144. 8/8	LHP <u>Taylor Hearn</u> recalled by KANSAS CITY from Omaha	168.	LHP <u>Taylor Hearn</u> optioned to Omaha
145. 8/10	OF <u>Nelson Velázquez</u> recalled by KANSAS CITY from Omaha	169. 8/29	RHP <u>Steven Cruz</u> selected by KANSAS CITY from Omaha
146.	RHP <u>Brett de Geus</u> transferred to Omaha from NW Arkansas (AA)	159. 8/30	INF <u>Nick Pratto</u> sent on a rehab assignment to Omaha
147. 8/12	RHP <u>Max Castillo</u> recalled by KANSAS CITY from Omaha	171. 9/1	RHP <u>Joe Barlow</u> designated for assignment
148.	RHP <u>Jonathan Heasley</u> optioned to Omaha	172.	INF <u>Nick Loftin</u> selected by KANSAS CITY from Omaha
149.	RHP <u>Andrew Hoffmann</u> transferred to Omaha from NW Arkansas (AA)	173.	OF <u>Edward Olivares</u> recalled by KANSAS CITY from Omaha
150. 8/13	OF <u>Edward Olivares</u> optioned to Omaha	174.	RHP <u>James McArthur</u> recalled by KANSAS CITY from Omaha
151.	OF <u>Bubba Thompson</u> claimed off waivers from TEXAS and optioned to Omaha	175.	INF <u>Morgan McCullough</u> transferred to Omaha from NW Arkansas (AA)
152.	INF <u>Adeiny Hechavarria</u> released	176. 9/2	RHP <u>Will Klein</u> placed on the 7-Day Injured List
153.	OF <u>Brewer Hicklen</u> placed on the development list	177. 9/3	LHP <u>Christian Chamberlain</u> activated from the 7-Day Injured List
154. 8/15	OF <u>Tucker Bradley</u> transferred to NW Arkansas (AA) from Omaha	178.	RHP <u>Joe Barlow</u> sent outright to Omaha
155.	OF <u>Brewer Hicklen</u> reinstated from the development list	179.	INF <u>Samad Taylor</u> optioned to Omaha



MANAGER: MIKE JIRSCHLE • #23

- Mike Jirschele returns for his 15th season as Omaha's manager, his 18th season managing in Minor League Baseball and 32nd season overall with the Royals organization, named to the position of Storm Chasers manager on January 13, 2023, after previously managing Triple-A Omaha from 1995-97 and 2003-13.
- Jirschele served on the Kansas City Royals coaching staff as the Third Base Coach from 2014-19 and won the World Series in 2015. Jirschele most recently served as the bench coach under manager Chris Witheridge during the 2022 season with the Double-A Northwest Arkansas Naturals. He spent the 2021 season as Witheridge's bench coach for the High-A Central champion Quad Cities River Bandits and served as Special Assistant to the General Manager in 2020.
- In his second stint as Omaha's manager, over 11 years from 2003 to 2013, he led the team to four division titles, three consecutive trips to the Pacific Coast League Championship Series (2011-2013), two PCL titles (2011, 2013) and the team's first of two Triple-A National Championships in 2013.
- He earned the 2011 Mike Coolbaugh Award for *outstanding baseball work ethic, knowledge of the game and skill in mentoring young players on the field* and he is a four-time recipient of the Dick Howser Award (1992, 1994, 2005, 2011), recognizing outstanding work in player development within the Royals organization.
- Prior to his time with Omaha and Kansas City, he served as the Royals Minor League Infield Coordinator for four years, from 1998-2002, and he held managerial positions with Wilmington (1994), Rockford (1993) and the Gulf Coast Royals (1992).
- He appeared 999 games in the Minor Leagues across 13 years, between 1977 and 1990, including 22 games with the Omaha Royals between 1988 and 1989.



PITCHING COACH: DANE JOHNSON • #59

- Dane Johnson enters his fourth year in the Royals organization and as the Storm Chasers pitching coach, after joining Kansas City ahead of the 2020 season. 2023 marks his 24th season coaching overall.
- He previously spent one season in the Miami Marlins organization (2019) as a Pitching Consultant and 19 seasons with the Toronto Blue Jays as a Minor League Pitching Coach from 2000-03, Pitching Coordinator from 2004-14 and Major League Bullpen Coach from 2015-18.
- Prior to entering coaching, spent 15 years as a player, including over 280 games in the Minor Leagues and parts of three seasons in the Majors with the Chicago White Sox (1994), Blue Jays (1996) and Oakland Athletics (1997), also playing two seasons (1990-1991) in the Chinese Professional Baseball League.
- Johnson and his wife, Gina, reside in Palm Harbor, Florida. They have two children: a daughter, Madison (31), and son, Cobi (27).



HITTING COACH: BIJAN RADEMACHER • #52

- Bijan Rademacher (*bi-ZHON RAH-de-moch-err*) joins the Royals as the Omaha Storm Chasers Hitting Coach this year after spending the last two years with the Arizona Diamondbacks as their Minor League Hitting Coordinator (2021) and ACL Hitting Coach (2022).
- Prior to coaching, he spent eight years playing professionally (2012-2019), spanning seven seasons in the Chicago Cubs organization (2012-18) and slashed .280/.361/.402 over 702 career MiLB games, reaching as high as Triple-A. He also played one season in independent baseball (2019) with the New Britain Bees in the Atlantic League, in addition to an offseason in the Mexican Pacific Winter League.
- Over 243 career Triple-A games with the Iowa Cubs, he played 11 games at Werner Park and was a .378 hitter (14-for-37) with one homer and 5 runs batted in while playing in Omaha.
- Rademacher lives in Tempe, Arizona with his wife Melissa.




BENCH COACH: DAVID NOWORYTA • #33 (3RD BASE COACH)

- David Noworyta (*Nova-REE-tah*) enters his second year in the Royals organization and first as Omaha's Bench Coach, after making his coaching debut in 2022 as the Assistant Hitting Coach for the River Bandits Kansas City's High-A affiliate.
- Prior to coaching, he spent four years playing professionally (2018-21), including three minor league seasons in the Detroit Tigers organization (2018-20), and one with the Independent Pioneer League's Billings Mustangs in 2021. Before signing with Detroit in 2018, Noworyta graduated from the University of Hawaii with a bachelor's degree in communications and journalism, and played in parts of three seasons for their baseball team.
- Noworyta attended Holy Cross Academy (N.J.), where he played baseball and basketball, and was selected by the Royals in the 37th round of the 2014 MLB Draft. He resides in Hainesport, N.J. in the offseason.



CERTIFIED ATHLETIC TRAINER: JAMES STONE

- James Stone is entering his fifth season as the Certified Athletic Trainer for the Storm Chasers after serving the previous seven seasons with the Wilmington Blue Rocks (Royals High-A), including the 2015 season, in which he was named Carolina League Athletic Trainer of the Year.
- He joined the Kansas City organization in 2010 as the athletic trainer for the Class-A Burlington Bees. He came to the Royals after spending one season with the Central Valley Coyotes (Fresno, California) in Arena Football 2.
- Stone worked three seasons in the Florida Marlins organization, with stops in Jupiter (2008), Greensboro (2007) and Jamestown (2006), winning New York-Penn League Trainer of the Year honors in 2006.
- He was the Strength and Conditioning Coach for the Baltimore Orioles Class-A affiliate, the Delmarva Shorebirds, in 2005.
- Stone graduated with a bachelor's of science in kinesiology from Cal State-Northridge. He resides in Simi Valley, California with his dog, Ozzie.

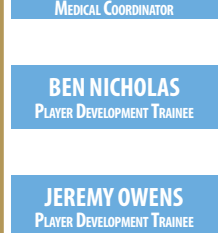


TONY MEDINA
MINOR LEAGUE/LATIN AMERICA
MEDICAL COORDINATOR



STRENGTH & CONDITIONING COACH: YANNICK PLANTE

- Yannick Plante is entering his third season as the Strength & Conditioning Coach for the Storm Chasers, after being slated to serve in that role with Northwest Arkansas in 2020.
- He began with the Kansas City Organization in 2019 as the athletic trainer for the Burlington Royals (Advanced Rookie, Appalachian League). He was then a staff member of the Surprise Saguaros of the Arizona Fall League in the fall of 2019.
- Plante has a master's degree in kinesiology from the University of Calgary and a bachelor's degree in human kinetics with specialization in biophysics from the University of Ottawa. He currently lives in Ottawa, Ontario.



BEN NICHOLAS
PLAYER DEVELOPMENT TRAINEE

JEREMY OWENS
PLAYER DEVELOPMENT TRAINEE

Drew Parrish - Pitching - Stat Splits - 2023 - Regular Season (Triple-A Only)

Split	Team	W	L	ERA	G	GS	CG	SHO	SV	IP	H	R	ER	HR	HB	BB	IBB	SO	WHIP	AVG	AB	WP	BK	GIDP	TBF	NP-S
Home Games	OMA	1	3	8.53	8	8	0	0	0	31.2	43	33	30	13	0	25	0	21	2.15	.333	129	0	0	5	156	604 - 358
Away Games	OMA	3	3	5.97	9	7	0	0	0	34.2	35	23	23	7	0	25	0	30	1.73	.271	129	0	0	4	157	645 - 375
Day Games	OMA	1	0	1.88	4	3	0	0	0	14.1	12	5	3	1	0	10	0	15	1.53	.231	52	0	0	2	63	264 - 155
Night Games	OMA	3	6	8.65	13	12	0	0	0	52.0	66	51	50	19	0	40	0	36	2.04	.320	206	0	0	7	250	985 - 578
On Grass	OMA	4	6	7.19	17	15	0	0	0	66.1	78	56	53	20	0	50	0	51	1.93	.302	258	0	0	9	313	1249 - 733
April	OMA	1	0	1.71	5	4	0	0	0	21.0	11	6	4	1	0	10	0	20	1.00	.157	70	0	0	3	82	355 - 214
May	OMA	1	2	7.45	5	5	0	0	0	19.1	27	16	16	8	0	15	0	15	2.17	.346	78	0	0	3	93	383 - 223
June	OMA	2	0	7.71	3	3	0	0	0	14.0	21	13	12	4	0	10	0	8	2.21	.356	59	0	0	3	70	259 - 156
August	OMA	0	4	15.75	4	3	0	0	0	12.0	19	21	21	7	0	15	0	8	2.83	.373	51	0	0	0	68	252 - 140
On Tuesdays	OMA	0	1	22.50	1	1	0	0	0	2.0	7	5	5	2	0	2	0	2	4.50	.538	13	0	0	0	15	62 - 36
On Wednesdays	OMA	0	2	23.40	2	1	0	0	0	5.0	11	13	13	6	0	6	0	5	3.40	.458	24	0	0	0	31	114 - 64
On Thursdays	OMA	1	3	10.59	4	4	0	0	0	17.0	24	20	20	7	0	14	0	9	2.24	.348	69	0	0	2	84	310 - 182
On Fridays	OMA	1	0	4.34	4	4	0	0	0	18.2	17	10	9	2	0	9	0	15	1.39	.250	68	0	0	3	79	334 - 207
On Saturdays	OMA	2	0	1.77	5	4	0	0	0	20.1	13	6	4	2	0	16	0	14	1.43	.191	68	0	0	4	85	349 - 196
On Sundays	OMA	0	0	5.40	1	1	0	0	0	3.1	6	2	2	1	0	3	0	6	2.70	.375	16	0	0	0	19	80 - 48
In games following a win	OMA	3	2	3.53	8	6	0	0	0	35.2	26	15	14	6	0	25	0	26	1.43	.210	124	0	0	5	150	591 - 342
In games following a loss	OMA	1	4	11.45	9	9	0	0	0	30.2	52	41	39	14	0	25	0	25	2.51	.388	134	0	0	4	163	658 - 391
Starter	OMA	3	5	7.32	15	15	0	0	0	59.0	73	51	48	18	0	46	0	45	2.02	.312	234	0	0	8	284	1145 - 671
Reliever	OMA	1	1	6.14	2	0	0	0	0	7.1	5	5	5	2	0	4	0	6	1.23	.208	24	0	0	1	29	104 - 62

Drew Parrish - Opposing Hitting - Stat Splits - 2023 - Regular Season (Triple-A Only)

Split	Team	AVG	G	AB	R	H	2B	3B	HR	RBI	BB	IBB	SO	SB	CS	OBP	SLG	OPS	HBP	SAC	SF	GIDP
vs Left	OMA	.230	17	87		20	4	0	3	9	14	0	16			.333	.379	.712	0	0	1	3
vs Right	OMA	.339	17	171		58	10	1	17	42	36	0	35			.445	.708	1.153	0	0	4	6
Team is ahead	OMA	.330	10	112		37	8	0	6	15	20	0	19			.425	.563	.988	0	0	2	6
Team is behind	OMA	.333	9	75		25	4	0	9	26	13	0	15			.418	.747	1.165	0	0	3	0
Score is tied	OMA	.225	14	71		16	2	1	5	10	17	0	17			.375	.493	.868	0	0	0	3
Batting First	OMA	.237	17	38		9	3	0	2	5	3	0	9			.286	.474	.760	0	0	1	1
Batting Second	OMA	.258	17	31		8	0	0	3	5	8	0	3			.400	.548	.948	0	0	1	1
Batting Third	OMA	.371	17	35		13	5	1	3	7	3	0	5			.421	.829	1.250	0	0	0	0
Batting Fourth	OMA	.419	17	31		13	1	0	5	11	6	0	5			.514	.935	1.449	0	0	0	0
Batting Fifth	OMA	.310	17	29		9	3	0	1	3	7	0	8			.444	.517	.961	0	0	0	0
Batting Sixth	OMA	.318	17	22		7	1	0	2	6	8	0	3			.455	.636	1.091	0	0	3	4
Batting Seventh	OMA	.286	17	28		8	1	0	2	6	3	0	4			.355	.536	.891	0	0	0	3
Batting Eighth	OMA	.273	17	22		6	0	0	1	4	6	0	3			.429	.409	.838	0	0	0	0
Batting Ninth	OMA	.227	17	22		5	0	0	1	4	6	0	11			.393	.364	.757	0	0	0	0
Leading Off	OMA	.350	17	60		21	3	0	8	8	11	0	16			.451	.800	1.251	0	0	0	0
First Inning	OMA	.317	15	63	17	20	4	1	8	17	10	0	14	1	0	.405	.794	1.199	0	0	1	0
Second Inning	OMA	.309	15	55	10	17	1	0	2	9	10	0	18	4	1	.403	.436	.839	0	0	2	5
Third Inning	OMA	.280	14	50	9	14	5	0	3	9	10	0	9	2	3	.400	.560	.960	0	0	0	1
Fourth Inning	OMA	.298	13	47	11	14	2	0	3	10	11	0	6	2	0	.424	.532	.956	0	0	1	1
Fifth Inning	OMA	.226	10	31	4	7	0	0	3	3	6	0	3	0	0	.351	.516	.867	0	0	0	1
Sixth Inning	OMA	.500	4	12	5	6	2	0	1	3	3	0	1	0	0	.563	.917	1.480	0	0	1	1
Bases Empty	OMA	.312	17	141		44	6	0	14	14	27	0	27			.423	.652	1.075	0	0	0	0
Runner at 1st	OMA	.278	17	54		15	4	1	1	4	9	0	13			.381	.444	.825	0	0	0	6
Runner at 2nd	OMA	.417	11	12		5	1	0	3	7	7	0	3			.632	1.250	1.882	0	0	0	0
Runner at 3rd	OMA	.667	3	3		2	0	0	1	3	1	0	0			.750	1.667	2.417	0	0	0	0
Runners at 1st & 2nd	OMA	.333	12	27		9	2	0	1	8	0	0	4			.333	.519	.852	0	0	0	1
Runners at 1st & 3rd	OMA	.143	9	7		1	0	0	0	4	2	0	1			.273	.143	.416	0	0	2	1
Runners at 2nd & 3rd	OMA	.125	7	8		1	0	0	0	5	2	0	2			.250	.125	.375	0	0	2	0
Bases Loaded	OMA	.167	7	6		1	1	0	0	6	2	0	1			.333	.333	.666	0	0	1	1
Runners On	OMA	.291	17	117		34	8	1	6	37	23	0	24			.393	.530	.923	0	0	5	9
Scoring Position	OMA	.302	16	63		19	4	0	5	33	14	0	11			.402	.603	1.005	0	0	5	3
No Outs	OMA	.396	17	111		44	9	0	10	26	20	0	27			.478	.748	1.226	0	0	3	2
One Out	OMA	.282	17	85		24	3	1	7	16	14	0	12			.376	.588	.964	0	0	2	7
Two Outs	OMA	.161	17	62		10	2	0	3	9	16	0	12			.333	.339	.672	0	0	0	0
Ahead in Count	OMA	.344	17	90		31	4	1	5	14	0	0	26			.337	.578	.915	0	0	2	4
Behind in Count	OMA	.268	17	82		22	3	0	11	29	50	0	9			.533	.707	1.240	0	0	3	2
0-0 Count	OMA	.370	17	27		10	1	0	2	2	0	0	0			.370	.630	1.000	0	0	0	2
0-1 Count	OMA	.458	17	24		11	1	0	1	2	0	0	0			.440	.625	1.065	0	0	1	2
0-2 Count	OMA	.304	17	23		7	0	0	3	4	0	0	8			.304	.696	1.000	0	0	0	1
1-0 Count	OMA	.400	17	25		10	1	0	5	11	0	0	0			.385	1.040	1.425	0	0	1	1
1-1 Count	OMA	.370	17	27		10	5	0	1	2	0	0	0			.370	.667	1.037	0	0	0	1
1-2 Count	OMA	.302	17	43		13	3	1	1	8	0	0	18			.295	.488	.783	0	0	1	1
2-0 Count	OMA	.111	17	9		1	0	0	1	2	0	0	0			.100	.444	.544	0	0	1	0
2-1 Count	OMA	.357	17	14		5	1	0	2	5	0	0	0			.357	.857	1.214	0	0	0	0
2-2 Count	OMA	.156	17	32		5	1	0	1	4	0	0	16			.156	.281	.437	0	0	0	0
3-0 Count	OMA	1.000	13	1		1	0	0	1	1	9	0	0			1.000	4.000	5.000	0	0	0	0
3-1 Count	OMA	.500	16	8		4	1	0	2	7	16	0	0			.833	1.375	2.208	0	0	0	1
3-2 Count	OMA	.040	16	25		1	0	0	0	3	25	0	9			.510	.040	.550	0	0	1	0
Pitcher	OMA	.302	17	258		78	14	1	20	51	50	0	51			.409	.597	1.006	0	0	5	9



#35 DREW PARRISH

LEFT-HANDED PITCHER

BORN: December 8, 1997 in Cape Canaveral, Florida (Age 25)

HOMETOWN: Rockledge, Florida

RESIDES: Tallahassee, Florida

HEIGHT/WEIGHT: 5'11" / 200 LBS

DRAFTED: 2019 MLB Draft — Round 8 (229TH Overall)

COLLEGE: Florida State University (Tallahassee, Florida)

HIGH SCHOOL: Rockledge High School (Rockledge, Florida)

SEASON WITH STORM CHASERS: 2nd Season

SCOUTING REPORT (SNK, CH, CB)

SINKER: Sits 88-91, averages 89.5 MPH ... Season usage: 53%, 20/51 Omaha strikeouts (39%)
CHANGEUP: Sits 79-81, averages 80.1 MPH ... Season usage: 32%, 26/51 Omaha strikeouts (51%)
CURVEBALL: Sits 71-74, averages 71.9 MPH ... Season usage: 15%, 5/51 Omaha strikeouts (10%)

TODAY'S START

- Parrish is making his **16th** start of the season with Omaha, his **8th** on the road and his **25th** appearance overall in 2023 between Omaha and NW Arkansas ... in his 3rd stint this year in Triple-A, has 2 stints in Double-A with NWA, 6/20 to 7/31 and 8/22 to 8/29.
- Omaha is 7-8 in games Parrish starts this season, 6-3 when he gets 3+ runs of support, 1-6 when he gets 2 runs of support or less.
- 20 starts** between AA & AAA are tied 5th among Royals minor league pitchers. **99.1 innings pitched** rank tied 7th in the Royals system ... his 45.2% fly ball rate is the highest among KC minor leaguers (min 70.0 IP) ... his 2.54 HR/9 vs. 3.9% K-BB% are also the highest.

LAST OUTING: THURSDAY, AUGUST 31 VS. LOUISVILLE

Pitched through 5.0 innings for his first time since 7/29 @ Arkansas (in Double-A), his first time in Triple-A since 6/17 vs. Columbus ... allowed a bases-loaded walk in the first, then another run scored in the 2nd on a fielder's choice ... worked around a two-out walk in the 3rd for a scoreless inning, then allowed solo homer in the 4th ... threw a 1-2-3 5th inning, retired his final 4 batters and 8 of his last 9.

2023 HIGHLIGHTS

- Opened the season with Omaha with 13 games (12 starts) for the Storm Chasers ... was transferred to NW Arkansas (AA) June 20 and made six starts for the Nationals, including 3 quality starts, before returning to Omaha on August 1 ... pitched 3 games (2 starts) for Omaha and took losses in all 3, transferred back to NWA on 8/22 for a relief appearance, the back to Omaha on 8/29.
- In April, pitched in 5 games (4 starts), with a 1.71 ERA (4 ER in 21.0 IP) with 10 BB and 20 K with a 157 opponents' average.
- Held his opponent scoreless over 12.1 innings between May 14 and June 2 ... made back-to-back scoreless starts 5/20 vs. TOL & 5/26 @ STP, combined for 9.0 IP with 4 H, 9 BB and 4 K, earned his first win as a starter in St. Paul and got double plays to end the 2nd, 3rd and 4th innings.
- Made his season debut in relief behind Austin Cox on 4/7 @ IND, threw 3.0 hitless and scoreless inning and earned the win ... his next 12 outings with Omaha were starts, but only pitched, through 5.0 innings in 6 of 12 starts.
- Threw his first quality start of the season on 4/28 @ NAA with 6.0 shutout innings and held the Sounds to one hit, a leadoff double in the 1st ... retired his next 12, then walked batters to lead off the 5th and 6th innings, but neither got past 1st base.
- 5/4 vs. LOU: Set career highs/worst in hits (10), runs (9) and homers (5) allowed ... surrendered 4 runs in the 1st on 4 straight hits with one out, including back-to-back HR, 4 more runs in the 3rd on a pair of 2-run HR ... allowed 1 more run in the 5th on his 5th HR of the day.
- Made quality starts in 3 of 6 starts in Double-A with NWA, including 6.0 scoreless innings in his 2023 Nationals debut on 6/24 @ TUL, with just 2 hits and a season-high 7 strikeouts ... also made 3 starts of less than 5.0 innings ... in the only game of his second stint with NWA, earned his second pro save, took over in the 7th inning for Brad Keller and pitched 3.0 scoreless innings to finish the game beginning with pitched a 1-2-3 7th inning, then loaded the bases in the 8th and 9th innings, stranded them both times.
- Struggled in his third stint with Omaha — pitched to a 23.14 ERA (18 ER in 7.0 IP) with 14 H and 11 BB, to just 6 K ... walked 5 in his return to Triple-A in a start on 8/3 @ LOU, then did not get out of the first inning, allowed 8 ER in 0.2 IP 8/9 vs. IOW ... came in behind opener Will Klein on 8/16 @ TOL, but allowed 5 runs over 4.0 innings and took his third straight loss with the Chasers.

CAREER NOTES

- 2022** Split the season between NW Arkansas (AA) and Omaha (AAA), making 27 appearances (25 starts) with a 7-11 record and 4.13 ERA (59 ER in 128.2 IP) ... opened the season in Double-A and was named the Nationals' pitcher of the Year by the Royals.
- Started Opening Day for the Nationals and made 10 starts, going 4-3 with a 2.13 ERA (13 ER in 55.0 IP), while striking out 48 and walking just 14 (3.43 K/BB) ... despite an early June promotion, ranked 2nd on the NWA staff with four quality starts and ended the year having throwing the most 1-2-3 innings on the staff, 28 times retiring the opposing team in order in an inning (in 55.0 innings).
- Named the Texas League's Pitcher of the Month in May, went 3-1 in 5 starts with a 0.59 ERA (2 ER in 30.2 IP), allowed just 15 hits and 4 walks ... struck out 29 and led the league with 30.2 IP, with league's lowest ERA and WHIP (0.62) among qualifiers and a .144 opponents' average ... did not allow an earned run over four starts (25.2 IP) from 5/7 to 5/26 ... earned back-to-back Texas League Pitcher of the Week honors in May, throwing consecutive 7.0-inning scoreless starts on May 7 @ Springfield (STL) and May 13 vs. Wichita (MIN).
- After throwing 3.0 innings in his Opening Day Start on April 8 @ Springfield, threw nine straight starts of at least 5.0 innings, before earning a promotion to Triple-A Omaha on June 3, where he has pitched in 17 games with the Storm Chasers to end the season.
- Made his Triple-A debut 6/8 vs. LHV (PHI), struck out seven over 4.2 innings but took the loss, most strikeouts he had in a Triple-A game all year ... took a no-hit bid into the 6th inning on 8/6 vs. STP (MIN), allowed just two walks and a hit batter over his first five innings against the Saints before surrendering a pair of solo homers in the 6th ... threw three quality starts with the Storm Chasers, including back-to-back starts on 8/12 @ TOL (DET) and 8/18 @ LOU (CIN) ... the game in Toledo was his only scoreless start of the year at the Triple-A level.
- 2021** Split the season between Quad Cities (A+) and NW Arkansas (AA), with a break in between to pitch for Team USA at the 2021 WBSC Olympic Baseball Qualifiers ... among qualified MiLB pitchers (min. 96.0 IP), was 14th in WHIP, 14th in opponents' average (.198) and 16th in ERA (2.83).
- Broke career in High-A with the River Bandits and did not allow a run across 15.2 innings, pitching in 4 games (1 start), while striking out 23 (41.1 K%) and walking just three (7.67 K/BB) ... joined the Nationals on June 6 and remained at Double-A through the end of the season.
- Combined between A+ and AA, 98.2 innings ranked 4th among Royals Minor League pitchers, 118 strikeouts ranked 5th ... among Royals farmhands with at least 70.0 innings, ranked 1st in ERA (2.83) and WHIP (0.99) and 2nd in opponents' average (.194).
- Named the Double-A Central Pitcher of the Month in August, pitching in five games (four starts), with a 2-0 record and 1.13 ERA (3 ER in 24.0 IP) ... struck out 27 with a 0.88 WHIP (13 H, 8 BB) and .163 opponents' batting average ... named the league's Pitcher of the Week after his start on August 27 against Springfield (STL), a 7-inning complete game shutout in the first game of a doubleheader.
- Member of Team USA at the 2021 WBSC (World Baseball Softball Confederation) Olympic Baseball Qualifiers from May 30 to June 5 ... pitched in one game for the United States, helping the team qualify for the Tokyo Olympics by earning the win after pitching two scoreless innings out of the bullpen with two strikeouts on June 4 in a 10-1 victory over Canada.
- 2019** Pitched nine games (four starts) for the Burlington Royals (R), going 3-0 with a 2.52 ERA (7 ER in 25.0 IP), striking out 39 (14.04 K/9) while walking just four (9.75 K/BB) in his pro debut ... didn't appear in a postseason game with Burlington, who made it to the Appalachian League finals, but lost to the Johnson City Cardinals (STL) in a best-of-three series ... went back to Florida State to finish his degree in the fall semester.

COLLEGE: FLORIDA STATE (2017-19)

- Attended Florida State University, making two trips to the College World Series (2017, 2019) with the Seminoles.
- JUNIOR (2019):** Went 8-5 with 112 K in 81.2 IP (12.3 K/9) across 17 G (16 starts) as the Noles Friday night starter ... part of a combined no-hitter on Opening Day against Maine (2/15), five scoreless innings at the start in FSU's 10th no-no in school history ... ended his career with eight scoreless against No. 5 Arkansas in the opening game of the College World Series, FSU's first victory in the CWS opener since 1999.

CAREER PITCHING

SEASON	TEAM	W	L	ERA	G	GS	CG	SHO	SV	SVO	IP	H	R	ER	HR	HB	BB	IBB	SO	WHIP	AVG	AB	WP	BK	GDP	TBF	NP-S
2019	Burlington (R)	3	0	2.52	9	4	0	0	0	0	25.0	19	7	7	4	0	4	0	39	0.92	.211	90	0	0	1	95	352-249
2020											Did not Play (No Minor League Season)																
2021	Quad Cities (A+)	1	0	0.00	4	1	0	0	1	1	15.2	5	0	0	0	0	3	0	23	0.51	.096	52	0	0	0	56	213-145
	NW Arkansas (AA)	5	4	3.36	18	17	1	1	0	0	83.0	65	34	31	8	4	25	0	95	1.08	.215	302	5	0	6	336	1338-893
2022	NW Arkansas (AA)	4	3	2.13	10	10	0	0	0	0	55.0	31	16	13	5	5	14	0	48	0.82	.160	194	4	0	1	215	863-568
	Omaha (AAA)	3	8	5.62	17	15	0	0	0	0	73.2	69	54	46	15	3	44	0	51	1.53	.247	279	2	0	6	330	1372-841
2023	NW Arkansas (AA)	2	2	4.91	7	6	0	0	1	1	33.0	33	18	18	8	3	15	0	32	1.45	.252	131	0	0	1	149	577-373
	Omaha (AAA)	4	6	7.19	17	15	0	0	0	0	66.1	78	56	53	20	0	50	0	51	1.93	.302	258	0	0	9	313	1249-733
MINOR LEAGUE TOTALS (4 Seasons)		22	23	4.30	82	68	1	1	2	2	351.2	300	185	168	60	15	155	0	339	1.29	.230	1306	11	0	24	1494	5964-3802

SEASON / CAREER HIGHS

SEASON	CAREER
Last: 7/29/2023 @ Arkansas 6.0 (4x)	INNINGS PITCHED 7.0 (4x) Last: 5/13/2022 vs. Wichita
5/4/2023 vs. Louisville 10	HITS ALLOWED 10 5/4/2023 vs. Louisville
5/4/2023 vs. Louisville 9	RUNS ALLOWED 9 5/4/2023 vs. Louisville
5/4/2023 vs. Louisville 9	EARNED RUNS ALLOWED 9 5/4/2023 vs. Louisville
5/4/2023 vs. Louisville 5	HOME RUNS ALLOWED 5 5/4/2023 vs. Louisville
Last: 8/3/2023 @ Louisville 5 (2x)	WALKS ALLOWED 6 6/22/2022 vs. Columbus
Last: 7/1/2023 @ Wichita 7 (2x)	STRIKEOUTS 9 (3x) Last: 5/13/2022 vs. Wichita
Last: 7/29/2023 @ Arkansas 25 (2x)	BATTERS FACED 25 (2x) Last: 8/18/2022 @ Louisville
7/29/2023 @ Arkansas 95	PITCHES THROWN 100 (2x) Last: 7/8/2022 vs. Toledo
5/14/2023 to 6/2/2023 12.1 IP	SCORELESS STREAK 22.0 IP 8/18/2019 to 6/10/2021

2023 RUN SUPPORT (OMAHA STARTS ONLY)

RUNS SCORED	0	1	2	3	4	5	6	7	8	9	10+
GAMES	4		3	3		1	2				2
PLAYER W-L	0-3		0-1	0-0		1-0	0-1				2-0
Team W-L	0-4		1-2	2-1		1-0	1-1				2-0

2023 GAME-BY-GAME

DATE	OPPONENT	RES	LEFT GAME	DEC	IP	H	R	ER	HR	HB	BB	SO	BF	NP-S
4/1 *	@ Indianapolis	W 12-1	Middle 7th, winning 10-0	W	3.0	0	0	0	0	0	1	2	9	29-16
4/8	vs. Toledo	W 13-8	End 3rd, winning 6-1	—	3.0	2	1	0	0	0	2	5	14	66-38
4/14	@ Iowa	W 11-8	Bottom 5th, winning 3-2	—	4.0	4	3	3	1	0	1	6	18	81-51
4/22	vs. Gwinnett	L 5-2	End 5th, tied 2-2	—	5.0	4	2	1	0	0	4	2	21	89-53
4/28	@ Nashville (Q)	L 4-3	Middle 7th, winning 3-0	—	6.0	1	0	0	0	0	2	5	20	90-56
5/4	vs. Louisville	L 12-10	End 5th, losing 9-6	L	5.0	10	9	9	5	0	1	3	24	85-58
5/9	@ Scranton/WB	L 14-2	Bottom 3rd, losing 5-2	L	2.0	7	5	5	2	0	2	2	15	62-36
5/14	@ Scranton/WB	W 6-3	Bottom 4th, winning 3-2	—	3.1	6	2	2	1	0	3	6	19	80-48
5/20	vs. Toledo	L 4-1	End 4th, tied 0-0	—	4.0	1	0	0	0	0	5	3	16	74-34
5/26	@ St. Paul	W 6-4	Middle 6th, winning 5-0	W	5.0	3	0	0	0	0	4	1	19	82-47
6/2	vs. Memphis	W 10-9 (10)	Top 4th, losing 7-3	—	3.2	9	7	6	1	0	2	3	22	81-53
6/8	@ Indianapolis	W 15-7	Middle 6th, winning 12-3	W	5.0	6	3	3	1	0	4	3	23	87-48
6/17	vs. Columbus	W 13-4	Top 6th, winning 13-2	W	5.1	6	3	3	2	0	4	2	25	91-55

NORTHWEST ARKANSAS NATUALS, AA

DATE	OPPONENT	RES	LEFT GAME	DEC	IP	H	R	ER	HR	HB	BB	SO	BF	NP-S
6/24	@ Tulsa (Q)	W 2-1 (11)	Middle 7th, tied 0-0	—	6.0	2	0	0	0	0	2	7	21	77-49
7/1	@ Wichita	L 6-4	Bottom 4th, losing 4-3	L	3.2	4	4	4	1	0	4	7	19	85-50
7/7	vs. Arkansas	L 5-3	Top 5th, losing 5-0	L	4.2	8	5	5	2	2	0	4	23	93-63
7/18	vs. Tulsa (Q)	W 5-2	End 6th, winning 4-2	W	6.0	6	2	2	2	0	0	4	24	85-64
7/23	vs. Tulsa	W 9-8	Top 4th, losing 6-2	—	3.2	6	6	6	2	0	4	2	22	86-52
7/29	@ Arkansas (Q)	W 6-3	Middle 7th, winning 6-1	W	6.0	4	1	1	1	1	2	5	25	95-61

OMAHA STORM CHASERS, AAA

DATE	OPPONENT	RES	LEFT GAME	DEC	IP	H	R	ER	HR	HB	BB	SO	BF	NP-S
8/3	@ Louisville	L 11-2	Middle 3rd, trailing 5-0	L	2.0	3	5	5	0	0	5	1	14	59-27
8/9	vs. Iowa	L 20-1	Top 1st, losing 8-0	L	0.2	6	8	8	4	0	3	1	11	39-18
8/16 *	@ Toledo	L 8-2	Bottom 6th, losing 5-2	L	4.1	5	5	5	2	0	3	4	20	75-46

NORTHWEST ARKANSAS NATUALS, AA

DATE	OPPONENT	RES	LEFT GAME	DEC	IP	H	R	ER	HR	HB	BB	SO	BF	NP-S
8/25 *	vs. Tulsa	W 7-0	End 9th, won 7-0	SV	3.0	3	0	0	0	0	0	3	15	56-34

OMAHA STORM CHASERS, AAA

DATE	OPPONENT	RES	LEFT GAME	DEC	IP	H	R	ER	HR	HB	BB	SO	BF	NP-S
8/31	vs. Louisville	L 5-4	End 5th, losing 3-0	L	5.0	5	3	3	1	0	4	2	23	79-49

* Indicates Relief Appearance

(Q) Indicates Quality Start

2023 BATTED BALL STATISTICS (AA & AAA)

BABIP	GB/FB	LD%	GB%	FB%	IFFB%	HR/FB	Pull%	Cent%	Oppo%	SwStr%
.293	0.72	22.3%	32.5%	45.2%	19.6%	20.3%	46.0%	22.8%	31.2%	11.4%

vs. IOWA in 2023

W	L	ERA	G	GS	CG	SHO	GF	HLD	SV	SVO	IP	H	R	ER	HR	HB	BB	IBB	SO	WHIP	AVG
0	1	21.21	2	2	0	0	0	0	0	0	4.2	10	11	11	5	0	4	0	7	3.00	.417

vs. IOWA HITTERS in 2023

PLAYER	AVG	AB	H	2B	3B	HR	RBI	BB	SO	PLAYER	AVG	AB	H	2B	3B	HR	RBI	BB	SO
Alcantara, S	.000	2	0	0	0	0	0	0	2	Núñez, D	.500	2	1	0	0	0	0	0	1
Bote, D	.333	3	1	1	0	0	0	0	0	Perla, Y	1.000	2	2	1	0	1	2	0	0
Canario, A	.000	0	0	0	0	0	0	1	0	Slaughter, J	.000	2	0	0	0	0	0	1	2
Crow-Armstrong, P	1.000	1	1	0	0	0	0	0	1	Strumpf, C	.000	0	0	0	0	0	0	1	0
Davis, B	.000	1	0	0	0	0	1	0	1	Tauchman, M	.000	2	0	0	0	0	0	0	1
Higgins, P	1.000	1	1	0	0	1	2	1	0	Vazquez, L	1.000	1	1	0	0	1	3	0	0
Mervis, M	.667	3	2	0	0	1	1	0	0	Young, J	.000	2	0	0	0	0	0	0	0
Morel, C	.500	2	1	0	0	1	1	0	0										

PLAYER

48 JOE BARLOW

RHP • R/R • 6'2" • 200 lbs • 9/28/1995 (27)
Claimed off Waivers from Texas — 8/4/2023
Drafted by Texas — 2016, 11th Round (Salt Lake CC)
Born: Riverton, Utah • Resides: Scottsdale, Arizona

32 CHRISTIAN CHAMBERLAIN

LHP • L/L • 5'10" • 175 lbs • 7/20/1999 (24)
2020 MLB Draft — Round 4 (Oregon State)
Born: Grand Junction, Colorado • Resides: Reno, Nevada

47 DYLAN COLEMAN

RHP • R/R • 6'5" • 235 lbs • 9/16/1996 (26)
Traded from San Diego — 11/5/2020
Signed 5/12/2023 as a Minor League Free Agent
Drafted by San Diego — 2018, 4th Round (Missouri State)
Born: Potosi, Missouri • Resides: Mineral Point, Missouri

36 BRETT DE GEUS

RHP • R/R • 6'2" • 190 lbs • 11/4/1997 (25)
Signed 5/12/2023 as a Minor League Free Agent
Drafted by Los Angeles (NL) — 2017, 33rd Round (Cabrillo College)
Born/Resides: Pleasanton, California

55 JONAH DIPOTO

RHP • R/R • 6'1" • 225 lbs • 9/3/1996 (27)
2019 MLB Draft — Round 35 (UC San Diego)
Born: Queens, New York • Resides: San Diego, California

38 TAYLOR HEARN

LHP • L/L • 6'6" • 230 lbs • 8/30/1994 (28)
Traded from Atlanta — 7/30/2023
Drafted by Washington — 2015, 5th Round (Oklahoma Baptist)
Born: Royse City, Texas • Resides: Rockwell, Texas

54 JONATHAN HEASLEY

RHP • R/R • 6'3" • 235 lbs • 1/27/1997 (26)
2018 MLB Draft — Round 13 (Oklahoma State)
Born: Plano, Texas • Resides: Dallas, Texas

40 WALTER PENNINGTON

LHP • L/L • 6'2" • 205 lbs • 4/14/1998 (25)
Signed 8/19/2020 as an Undrafted Free Agent (Coca-Cola School of Mines)
Born: Englewood, Colo. • Resides: Broomfield, Colo.

45 EVAN SISK

LHP • L/L • 6'2" • 195 lbs • 4/23/1997 (26)
Traded from Minnesota — 1/24/2023
Drafted by St. Louis — 2018, 16th Round (College of Charleston)
Born: Pineville, N.C. • Resides: Chester, S.C.

QUICK NOTES

- 2023: Opened the season with Round Rock (AAA), pitched 20 games across 3 stints with the Express and 13 games over 2 stints with Texas in the big leagues (5/16-5/30 & 6/14-7/4) with a 4.66 ERA (6 ER in 9.2 IP) and 6 strikeouts to just 2 walks ... 13 of 20 appearances with Round Rock were scoreless ... claimed off waivers from Texas by the Royals on 8/4, optioned to Omaha, served as opener on 8/12 vs. LOU ... DFA'd on 9/1, outrighted to OMA 9/3.
- 2022: Spent the entire season in the Rangers' bullpen ... set MLB career highs in games pitched (35), saves (13) and strikeouts (28) and led the Rangers in saves despite two stints in the Injured List ... finished with a 3-1 record and 3.86 ERA (15 ER in 35.0 IP) ... his 7.20 K/9 was 2nd-lowest among MLB pitchers with 10+ saves (5.63-ARI's Mark Melancon) ... underwent arthroscopic surgery on 11/4/22 to separate a pair of fused tendons in his right wrist.
- 2021: Opened the season with Round Rock (AAA) and pitched 17 games for the Express before his contract was selected on 6/23 ... pitched to a 1.55 ERA (5 ER in 29.0 IP) with 11 saves over 31 games with Texas ... ranked among MLB leaders (min. 30 G) in opp. BA (1st), OBP (3rd), SLG (3rd), OPS (3rd), WHIP (3rd, 0.83), and ERA (8th).

4SFB (91-93), SL (85.1), CB (77.4)

CONSECUTIVE BATTERS RETIRED: 2 (8/31)

SCORELESS STREAK: 1.2 IP (8/25 to 8/31)

Ranked by Baseball America as the No. 30 Royals prospect

- 2023: Opened the year in NW Arkansas (AA) and made 20 appearances out of the bullpen for the Naturals and went 1-2 with a 1.99 ERA (7 ER in 31.2 IP), and struck out 49 (13.93 K/9) ... 14 of 20 Double-A appearances were scoreless ... promoted to Omaha on 6/20, made Triple-A debut 6/20 @ ROC (1.0 IP, 2 R, 2 K) ... 11 of 21 Triple-A games have been scoreless ... among Royals MiLB pitchers (min. 40.0 IP), 2nd with 13.59 K/9 and 2nd with 32.9% K% ... allowed 2 ER in 10 games/9.2 IP (1.86 ERA), between 7/28 to 8/24, after allowing 15 ER in first 11 games/9.2 IP (13.97 ERA).
- 2022: After beginning the season with Quad Cities (A+), was assigned to NW Arkansas (AA) on May 31 and finished the season in Double-A ... pitched 33 games between the two levels, among Royals Minor League pitchers with at least 40.0 innings pitched, his 13.22 K/9 and 29.6% K% both ranked 3rd-best ... his 19.3% BB% was 2nd-worst.
- 2021: Assigned to Quad Cities (A+) on 5/23 to begin his career in professional baseball and pitched two games out of the bullpen for the River Bandits, going 1-0 with a 4.91 ERA (2 ER in 3.2 IP) with just one walk and six strikeouts, before being placed on the 7-Day Injured List on 6/14, where he remained for the rest of the season.

4SFB (93-96), SL (84.6), CB (80.5), SNK (94.6)

CONSECUTIVE BATTERS RETIRED: 0

SCORELESS STREAK: 0.0 IP

- 2023: Made his second consecutive Opening Day Roster with the Royals & allowed 10 ER in 5.0 IP (18.00 ERA) in 5 games with 7 H, 7 BB & 5 K ... optioned to Omaha on 4/14, appeared in his first game 5/2 vs. LOU ... 14 of 20 his first Omaha appearances were scoreless ... 38 of 67 outs he's recorded with Omaha this year are strikeouts (23 on Sweeper, 14 on 4SFB) 14.48 K/9 (37 K in 23.0 IP) ... 6 of his last 7 Chasers games were scoreless into early July, then recalled on 7/5 and pitched 18 games with KC (11 scoreless), had 5.40 ERA (8 ER in 13.1 IP) with 12 BB & 16 K ... optioned to Omaha 8/22.
- 2022: Spent nearly the entire season in Kansas City, pitching in 68 games for the Royals with a 5-2 record and 2.78 (21 ER in 68.0 IP) and 71 strikeouts ... 2nd-most appearances among rookie relievers, 8th in ERA, and 9th in strikeouts ... did not allow a HR over the final 26.0 innings of the season ... pitched 1 game for Omaha on May 24.
- 2021: Opened the season in NW Arkansas (AA) and assigned to Omaha on 7/8 ... earned his first MLB call-up on 9/20 and pitched in 5 games for Kansas City with 7 K in 6.1 IP.

4SFB (95-97), SW (81.1), SL (90.2)

CONSECUTIVE BATTERS RETIRED: 1 (9/3)

SCORELESS STREAK: 1.2 (9/1 to 9/3)

- 2023: Opened the season with the Frederick team in the independent Atlantic League, pitched 5 games with 3.00 ERA (2 ER in 6.0 IP) and was signed by Kansas City as a minor league free agent on 5/12, then assigned to NW Arkansas (AA) on 5/30 ... pitched 19 games (2 starts) for NWA and went 2-1 with a 2.97 ERA (11 ER in 33.1 IP) with 28 strikeouts to 8 walks (3.3 K/BB) ... assigned to Omaha on 8/10, has allowed a run in 4 of 6 outings with OMA, but had a perfect 9th inning in 8/31 vs. LOU.
- 2022: After being outrighted off the 40-man roster by Arizona in December 2021, opened the season with Amarillo (AA) and pitched 17 games for the Sod Poodles, before being released on 6/6 ... finished the year with the Royal Revolution in the independent Atlantic League and pitched in 33 games, with a 2-2 record and 6.43 ERA (25 ER in 35.0 IP).
- 2021: Was selected by the Texas Rangers from the Dodgers organization with the 2nd pick in the 2020 Rule 5 Draft and made the Rangers' Opening Day roster in 2021, made his MLB debut 4/1/21 @ Kansas City with 3 ER in 1.0 IP ... was designated for assignment 6/23/21 after posting a 8.44 ERA over 19 games for Texas ... claimed off waivers by Arizona on 6/25 and went 3-2 with a 6.56 ERA and 15 strikeouts over 28 relief appearances, then was designated for assignment in November.

SNK (93-96), CUT (89.0), CB (83.0)

CONSECUTIVE BATTERS RETIRED: 0

SCORELESS STREAK: 0.0 IP

- 2023: For the 2nd straight year, made his spring debut with a scoreless Cactus League inning against his dad's Seattle Mariners, on 2/26 ... opened the regular season with NW Arkansas (AA), pitched 10.1 scoreless innings with 1 ER and 13 K across 7 relief outings ... assigned to Omaha (AAA) on 5/3, has not allowed an earned run in 19 of 31 outings with Omaha, including 3.0 scoreless with 5 K on 8/24 vs. STP ... a streak of 6 straight scoreless outings from 6/8 to 6/30 with 1 ER in 9.2 IP in June (0.93 ERA).
- 2022: Pitched a scoreless Cactus League inning with a strikeout on 3/29 against his dad's Seattle Mariners ... spent the entire season with NW Arkansas (AA) and led the Naturals with 42 games pitched ... 11.87 K/9 ranked second among Royals minor leaguers (min. 60.0 IP), .212 opponents' batting average and 28.1% K% ranked 3rd.
- MISC: Full name is *Jonah Seaver Dipoto*, after Tom Seaver ... father Jerry Dipoto is currently the President of Baseball Operations for the Seattle Mariners, formerly their GM.

SNK (93-95), SL (81.6), CB (80.2)

CONSECUTIVE BATTERS RETIRED: 3 (9/5)

SCORELESS STREAK: 1.0 IP (9/5)

- 2023: Made Texas' Opening Day roster, but optioned to Triple-A 4/13 and has spent most of the season at Round Rock (AAA), where he had a 3.66 ERA (16 ER in 39.1 IP) with 54 strikeouts (12.4 K/9) in 24 appearances (2 starts) ... DFA'd by Texas 7/19 and acquired by Atlanta on Monday 7/24, and has pitched in 5 MLB games this season, 4 with the Rangers and 1 with the Braves ... acquired by Kansas City 7/30 in exchange for Nicky Lopez, optioned to Omaha ... did not allow an ER over 3.1 IP with Omaha, called up to KC 8/8 and appeared in 8 games with a 8.22 ERA (7 ER in 7.2 IP), optioned 8/29.
- 2022: Spent most of the season with Texas, appearing in 31 games (13 starts) over 3 stints ... set MLB career highs in strikeouts (97), starts (13), and wins (6-tied) ... opened the year as part of the Rangers rotation and went 4-5, 6.25 ERA (41 ER in 59.0 IP) over 13 starts, pitched in relief over his final 18 outings of the season, going 2-3 with one save and a 3.51 ERA (16 ER in 41.0 IP) in that span ... had 5 relief outings of 3.0+ SHO IP ... in 3 games (2 starts) with Round Rock (AAA), went 1-0 with a 6.00 ERA (8 ER/12.0 IP) and 20 K.
- 2021: Spent the entire year in the big leagues the Rangers and split time in the bullpen and rotation, going 6-6 with a 4.66 ERA (54 ER in 104.1 IP) in 42 games (11 starts), finished among staff leaders in relief strikeouts (2nd, 55), W (13rd, 6), and G (13rd, 42) ... was one of 2 MLB players to make 30+ relief appearances and 10+ starts in 2021 ... selected as winner of the Richard Durrett Hardest Working Man Award by the DFW chapter of the Baseball Writers' Association of America.

4SFB (94.8), SL (86.2), SNK (93.0), CH (89.1)

CONSECUTIVE BATTERS RETIRED: 2 (9/5)

SCORELESS STREAK: 3.0 IP (9/1 to 9/5)

- 2023: Opened the year in Omaha's rotation, on his 4th stint with the Storm Chasers after 3 stints with the Royals ... in 12 MLB games, has a 7.20 ERA (12 ER in 15.0 IP) with 9 strikeouts and 2 walks ... first 13 Triple-A appearances were starts, his next 5 were in relief, including the first two times as the "bulk" pitcher behind an opener ... 2 of first 4 starts were quality starts, 4/7 vs. TOL (6.0 IP, 2 ER) and 4/19 vs. GWN (7.0 IP, 3 ER) ... earned his first pro save with 1.0 scoreless IP on 8/27 vs. STP ... since being optioned on 8/12, has allowed 5 ER in 9 games, with 5 straight scoreless outings (6.1 IP) from 8/23 to 9/3.
- 2022: Split the season between KC and Omaha, making 21 starts over four stints with the Royals, plus nine starts with the Chasers ... 21 MLB starts ranked 7th among Major League rookies ... opened the year in Triple-A, made six starts before his first call-up to KC on 5/12 ... across all nine outings with Omaha, struck out 45 in 39.1 innings (10.3 K/9).
- 2021: Named Kansas City's Double-A Pitcher of the Year with NW Arkansas (AA) and spent much of the season with the Naturals before making his MLB debut with Kansas City on 9/17 and finishing the year with the Royals ... in 22 appearances (21 starts) with NWA, went 7-3 with a 3.33 ERA (39 ER in 105.1 IP) and 120 strikeouts (10.3 K/9).

4SFB (92-94), SWP (83.0), CB (79.3), CH (85.6)

CONSECUTIVE BATTERS RETIRED: 2 (9/5)

SCORELESS STREAK: 0.1 IP (9/5)

- 2023: Opened the season with NW Arkansas (AA) and pitched 9.2 scoreless innings with 11 strikeouts across 8 relief outings, allowed 4 H and 4 BB for a 0.83 WHIP and .129 BAA ... assigned to Omaha (AAA) on 5/3 and made his Triple-A debut 5/5 vs. LOU, struck out his first 2 batters in a 1-2-3 7th inning ... four straight scoreless between 5/13 and 5/24 ... has not allowed an earned run in 21 of 34 OMA appearances this year, has FOUR 3.0 IP outings ... struck out 4 in the 8th inning on 8/22 vs. STP ... made opener start 8/25 vs. STP and threw 3 scoreless IP with 3 K.
- 2022: Opened the season with Quad Cities (A+) and pitched 5.2 scoreless innings with nine strikeouts, across three relief outings ... assigned to NW Arkansas (AA) on 4/21, where he ended the season ... earned decisions in 5 of first 6 outings with Naturals (3 W, 1 L, 1 SV) ... 13 of 33 NWA outings were scoreless, allowed 1 ER or less in 20 of 33 ... made first pro start 6/22 vs. SPR ... was on the Injured List from 8/18 to 9/1, threw scoreless 8th inning in first outing back 9/3.
- MISC: Graduated from the Colorado School of Mines with a mechanical engineering degree, threw 224.2 innings, but also hit .288 with a 1.142 OPS as an outfielder.

SNK (92-94), (SL 83.3), CH (86.5)

CONSECUTIVE BATTERS RETIRED: 3 (9/2)

SCORELESS STREAK: 2.2 IP (9/2)

- 2023: Has not allowed an earned run in 31 of his team-best 50 appearances, 4th in the league in games pitched ... has allowed 2+ ER in 11 outings ... threw 2.0 perfect innings 5/6 vs. LOU, season-high 2.1 shutout innings 6/7 @ IND ... has 15 outings of 1.0 IP+ this season, including 3 opener starts ... has 10 scoreless outings that have lasted less than 1.0 inning.
- 2022: Split his first full season in the Twins organization between Wichita (AA) and St. Paul (AAA), earned Minnesota MiLB.com Organization All-Star honors as a relief pitcher ... posted a 1.57 ERA (11 ER in 63.0 IP) with 76 strikeouts against 29 walks (10.86 K/9 and 2.62 K/BB) across 50 games between the two levels, the best ERA in 2022 among all MiLB relievers that made 50+ appearances and threw a minimum of 60.0 IP.
- 2021: Began the season in the Cardinals organization, acquired by Minnesota via trade on July 30 ... split the year between Peoria (A+), Springfield (AA) and Wichita (AA), combining to pitch in 39 games with a 3-1 record and 3.91 ERA (23 ER in 53.0 IP), striking out 69 with 35 walks.

SNK (90-93), SL (79.1), 4SFB (89.9), CH (84.2)

CONSECUTIVE BATTERS RETIRED: 4 (8/31 to 9/3)

SCORELESS STREAK: 2.1 IP (8/26 to 9/3)

CAREER HIGHS

IP	4.2	7/28/17 @ Everett
K	6	(5x) Last: 7/15/18 @ Charleston
BB	4	(2x) Last: 6/22/18 vs. West Virginia
H	7	8/25/23 vs. St. Paul
ER	5	5/24/18 vs. Delmarva
NP	67	7/1/17 @ Boise
IP	2.2	(2x) Last: 5/14/22 vs. Wisconsin
K	6	5/3/22 @ Cedar Rapids
BB	4	4/8/22 @ South Bend
H	4	(3x) Last: 7/16/22 vs. Indianapolis
ER	6	6/17/22 vs. Arkansas
NP	48	4/8/22 @ South Bend
IP	3.0	8/31/19 vs. Lansing
K	4	(4x) Last: 9/12/21 @ St. Paul
BB	4	4/10/23 @ TEXAS
H	5	7/4/21 @ Springfield
ER	6	4/10/23 @ TEXAS
NP	38	8/22/18 @ Great Lakes
IP	6.0	(3x) Last: 8/24/18 @ Orem
K	7	6/28/18 @ Orem
BB	4	(2x) Last: 5/7/19 @ Kane County
H	9	(2x) Last: 8/29/18 vs. Idaho Falls
ER	6	8/19/18 vs. Billings
NP	94	8/24/18 @ Orem
IP	3.0	(5x) Last: 8/24/23 vs. St. Paul
K	6	5/16/21 vs. Cedar Rapids
BB	4	(2x) Last: 4/8/22 @ Springfield
H	6	8/24/23 vs. St. Paul
ER	4	(3x) Last: 8/11/23 vs. Iowa
NP	50	8/24/22 vs. Springfield
IP	7.0	(4x) Last: 9/5/2021 @ LOS ANGELES (AL)
K	10	(2x) Last: 6/14/2018 @ Binghamton
BB	4	(12x) Last: 6/2/2022 vs. TAMPA BAY
H	10	6/18/2022 @ DETROIT
ER	8	6/18/2022 @ DETROIT
NP	106	6/7/2018 vs. Reading
IP	7.0	(4x) Last: 4/19/23 vs. Gwinnett
K	12	6/25/19 vs. Columbia
BB	6	(2x) Last: 5/25/22 @ ARIZONA
H	11	5/21/23 vs. Toledo
ER	11	4/13/23 @ Iowa
NP	108	9/3/22 @ DETROIT
IP	3.2	7/16/21 @ Myrtle Beach
K	5	(2x) Last: 4/15/22 vs. Cedar Rapids
BB	4	(3x) 8/17/22 vs. San Antonio
H	5	(4x) Last: 8/13/22 @ Arkansas
ER	6	8/17/22 vs. San Antonio
NP	58	6/22/22 vs. Springfield
IP	3.0	(5x) Last: 6/18/21 @ Wichita
K	5	(4x) Last: 8/20/21 @ Springfield
BB	3	(6x) Last: 7/16/23 vs. Indianapolis
H	5	(3x) Last: 8/12/21 @ Tulsa
ER	4	(4x) Last: 8/9/23 vs. Iowa
NP	55	8/20/21 @ Springfield

RELIEVERS

PITCHER	LEAD	TRAIL	TIED
48 Barlow, Joe	2	3	1
31 Bowlan, Jonathan	2	-	-
50 Castillo, Max	-	1	-
32 Chamberlain, Christian	8	11	3
47 Coleman, Dylan	11	11	1
36 de Geus, Brett	1	5	-
55 Dipoto, Jonah	10	17	4
38 Hearn, Taylor	2	3	-
54 Heasley, Jonathan	6	3	1
35 Parrish, Drew	1	1	-
40 Pennington, Walter	15	15	4
47 Sisk, Evan	18	22	6
56 Veneziano, Anthony	1	-	-
SEASON (INCLUDING INACTIVE)	193	199	41

ENTRANCE SITUATION

LEAD	TRAIL	TIED
2	3	1
2	-	-
-	1	-
8	11	3
11	11	1
1	5	-
10	17	4
2	3	-
6	3	1
1	1	-
15	15	4
18	22	6
1	-	-
193	199	41

INNING ENTERING THE GAME

1	2	3	4	5	6	7	8	9	10+
1	-	-	-	1	4	-	-	-	-
-	1	-	-	1	-	-	-	-	-
-	-	1	-	1	-	-	-	-	-
-	-	-	1	2	3	6	6	-	-
-	-	-	-	2	4	13	4	-	-
-	-	2	-	2	1	-	1	-	-
-	2	2	2	10	6	6	2	1	-
-	-	-	1	2	1	1	-	-	-
-	-	1	2	2	-	1	4	-	-
-	1	-	1	-	-	-	-	-	-
-	-	-	4	3	12	8	4	3	-
-	1	1	1	10	13	12	7	1	-
-	-	-	1	-	-	-	-	-	-
1	1	17	16	43	86	94	94	78	3

INHERITED RUNNERS

BR INHER.	BR SCORE	% SCORE
2	1	-
-	-	-
-	-	-
7	1	14.3%
9	4	44.4%
2	2	100.0%
26	12	46.2%
4	4	100.0%
2	1	50.0%
-	-	-
25	9	36.0%
30	10	33.3%
-	-	-
216	88	40.7%

1-2-3 INNINGS

TOTAL	POSSIBLE	% 1-2-3
0	9	0.0%
2	8	25.0%
2	4	50.0%
3	16	18.8%
7	20	35.0%
2	6	33.3%
9	27	33.3%
0	4	0.0%
3	16	18.8%
3	7	42.9%
12	31	38.7%
6	28	21.4%
0	1	0.0%
120	427	28.1%

STORM CHASERS BULLPEN USAGE (PITCH COUNT, LAST TWO WEEKS)

DAY OF WEEK	TUE	WED	THU	FRI	SAT	SUN	MON	TUE	WED	THU	FRI	SAT	SUN	LAST OMAHA RELIEF APPEARANCE
DATE	8/29	8/30	8/31	9/1	9/2	9/3	9/4	9/5	9/6	9/7	9/8	9/9	9/10	GAME
48 Barlow, Joe			34					25						THU 8/31 vs. Louisville
32 Chamberlain, Christian (L)														TUE 9/5 @ Iowa
37 Coleman, Dylan	19			29		13								SUN 9/3 vs. Louisville
56 de Geus, Brett			12	17										FRI 9/1 vs. Louisville
55 Dipoto, Jonah			20		12			10						TUE 9/5 @ Iowa
38 Hearn, Taylor (L)				28				31						TUE 9/5 @ Iowa
54 Heasley, Jonathan				10		10		31						TUE 9/5 @ Iowa
40 Pennington, Walter (L)		37			56									SAT 9/2 vs. Louisville
47 Sisk, Evan (L)			22			9								SUN 9/3 vs. Louisville

OMAHA STARTING PITCHER SPLITS

PITCHER	GS	W-L	TEAM W-L	R SUPPORT	SUPPORT/GS
50 Castillo, Max	18	5-6	7-11	48	2.67
35 Parrish, Drew	15	3-5	8-7	59	3.93
56 Veneziano, Anthony	15	5-3	8-7	40	2.67
54 Heasley, Jonathan	14	1-5	8-6	40	2.86
31 Bowlan, Jonathan	10	4-5	4-6	30	3.00
Cox, Austin	9	2-1	5-4	27	3.00
Mayers, Mike	8	2-1	3-5	15	1.88
Zerpa, Angel	6	0-2	1-5	16	2.67
57 Hoffmann, Andrew	4	1-2	2-2	11	2.75
Ragans, Cole	4	2-1	3-1	15	3.75
Lynch, Daniel	4	2-0	3-1	15	3.75
45 Sisk, Evan	3	0-0	0-3	1	0.33
Yarbrough, Ryan	3	0-0	1-2	5	1.67
Marsh, Alec	3	2-0	2-1	14	4.67
Mengden, Daniel	3	0-0	3-0	7	2.33
Keller, Brad	2	0-0	1-1	5	2.50
McArthur, James	2	0-0	1-1	5	2.50
40 Pennington, Walter	1	0-0	0-1	3	3.00
62 Klein, Will	1	0-0	0-1	0	0.00
Barlow, Joe	1	0-0	0-1	1	1.00
Martinez, Marcelo	1	0-1	0-1	1	1.00
Kowar, Jackson	1	0-1	0-1	1	1.00
TOTALS	128			349	2.73

1ST PITCH STRIKES

FPS	TBF	% FPS
261	404	64.6%
156	295	52.9%
197	330	59.7%
179	307	58.3%
101	215	47.0%
90	161	55.9%
99	160	61.9%
57	126	45.2%
47	89	52.8%
42	81	51.9%
43	75	57.3%
20	29	69.0%
37	53	69.8%
46	66	69.7%
19	49	38.8%
12	19	63.2%
12	19	63.2%
6	9	66.7%
3	5	60.0%
6	11	54.5%
13	22	59.1%
9	14	64.3%
1,473	2,530	58.2%

1-2-3 INNINGS

TOTAL	POSSIBLE	% 1-2-3
31	90	34.4%
13	56	23.2%
20	74	27.0%
19	64	29.7%
15	45	33.3%
15	40	37.5%
9	34	26.5%
8	26	30.8%
4	17	23.5%
4	15	26.7%
6	17	35.3%
1	6	16.7%
5	14	35.7%
1	15	6.7%
2	7	28.6%
0	4	0.0%
3	5	60.0%
1	3	33.3%
0	1	0.0%
0	2	0.0%
2	5	40.0%
0	2	0.0%
157	541	29.0%

OMAHA STARTERS VS. RELIEVERS

STARTERS	RELIEVERS
29-33	W-L
5.28	ERA
570.2	INNINGS
598 (109)	HITS (HR)
350 (335)	R (ER)
261	BB
519	K
1.51	WHIP
.271	AVG
30-36	
5.62	
554.1	
565 (75)	
395 (346)	
362	
622	
1.67	
.264	

OMAHA STARTING PITCHER/CATCHER MATCHUPS

	PITCHER	LOGAN PORTER						JAKSON REETZ						JOSE BRICEÑO						FREDDY FERMIN						TOTALS										
		GS	W-L	ERA	IP	ER	BB	SO	GS	W-L	ERA	IP	ER	BB	SO	GS	W-L	ERA	IP	ER	BB	SO	GS	W-L	ERA	IP	ER	BB	SO	GS	W-L	ERA	IP	ER	BB	SO
50	Castillo, Max	8	3-2	4.46	42.1	21	10	34	4	1-2	3.97	22.2	10	5	21	4	1-0	5.31	20.1	12	5	16	2	0-2	7.71	9.1	8	5	4	18	5-6	4.85	94.2	51	25	75
35	Parrish, Drew	9	2-4	10.38	34.2	40	27	22	3	1-0	1.46	12.1	2	12	10	1	0-1	5.40	5.0	3	4	2	2	0-0	3.86	7.0	3	3	11	15	3-5	7.32	59.0	48	46	45
56	Veneziano, Anthony	7	2-0	3.16	37.0	14	13	33	2	1-0	8.59	7.1	7	6	6	6	2-3	3.51	33.1	13	16	32	15	5-3	3.82	77.2	33	35	7	15	5-3	3.82	77.2	33	35	7
54	Heasley, Jonathan	7	0-4	7.83	33.1	29	11	35	3	0-0	4.12	15.1	7	7	11	-	-	-	-	-	-	-	4	1-1	10.20	17.2	21	9	16	14	1-5	7.73	66.1	57	27	62
31	Bowlan, Jonathan	9	4-4	4.93	45.2	25	21	35	-	-	-	-	-	-	-	1	0-1	23.63	2.2	7	3	4	10	4-5	5.96	48.1	32	24	39	10	4-5	5.96	48.1	32	24	39
	Cox, Austin	7	1-1	3.72	29.0	12	13	25	2	1-0	0.82	11.0	1	6	9	-	-	-	-	-	-	-	9	2-1	2.93	40.0	13	19	34	8	2-1	2.93	40.0	13	19	34
	Mayers, Mike	4	0-2	7.63	15.1	13	10	19	5	2-0	4.91	22.0	12	11	20	2	0-0	0.79	11.1	1	3	4	3	0-1	10.50	12	14	6	9	8	2-1	6.88	34.0	26	17	29
57	Zerpa, Angel	3	1-1	9.45	13.1	15	4	21	2	0-0	0.79	11.1	1	3	4	2	0-1	1.93	4.2	1	6	8	-	-	-	-	-	-	-	6	0-2	4.73	26.2	14	13	23
	Hoffmann, Andrew	4	2-1	4.82	18.2	10	10	22	1	0-1	1.93	4.2	1	6	8	-	-	-	-	-	-	-	4	1-2	7.50	18.0	15	10	29	4	1-2	7.50	18.0	15	10	29
	Ragans, Cole	1	1-0	0.00	6.0	0	0	5	3	1-0	5.25	12.0	7	3	13	-	-	-	-	-	-	-	4	2-1	4.82	18.2	10	10	22	4	2-1	4.82	18.2	10	10	22
45	Lynch, Daniel	1	0-0	3.86	2.1	1	2	3	-	-	-	-	-	-	-	2	0-0	4.50	4.0	2	3	2	4	2-0	3.50	18.0	7	3	18	4	2-0	3.50	18.0	7	3	18
	Sisk, Evan	1	0-0	0.00	2.1	1	2	3	-	-	-	-	-	-	-	2	0-0	4.50	4.0	2	3	2	3	0-0	4.26	6.1	3	5	5	3	0-0	4.26	6.1	3	5	5
	Yarbrough, Ryan	1	0-0	3.86	4.2	2	1	9	-	-	-	-	-	-	-	2	0-0	0.00	10.0	0	1	9	3	0-0	1.23	14.2	2	2	18	3	0-0	1.23	14.2	2	2	18
	Marsh, Alec	3	2-0	2.40	15.0	4	7	19	-	-	-	-	-	-	-	-	-	-	-	-	-	3	2-0	2.40	15.0	4	7	19	3	2-0	2.40	15.0	4	7	19	
	Mengden, Daniel	2	0-0	5.87	7.2	5	4	5	1	0-0	3.00	3.0	1	1	4	-	-	-	-	-	-	-	3	0-0	5.06	10.2	6	5	9	3	0-0	5.06	10.2	6	5	9
	Keller, Brad	1	0-0	4.50	2.0	1	2	3	-	-	-	-	-	-	-	1	0-0	0.00	2.0	0	3	0	2	0-0	2.25	4.0	1	5	3	2	0-0	2.25	4.0	1	5	3
	McArthur, James	1	0-0	0.00	3.0	0	0	5	-	-	-	-	-	-	-	1	0-0	0.00	2.0	0	0	2	2	0-0	0.00	5.0	0	0	7	2	0-0	0.00	5.0	0	0	7
40	Pennington, Walter	1	0-0	0.00	3.0	0	0	3	-	-	-	-	-	-	-	-	-	-	-	-	-	1	0-0	0.00	3.0	0	0	3	1	0-0	0.00	3.0	0	0	3	
62	Klein, Will	1	0-0	9.00	1.0	1	1	2	-	-	-	-	-	-	-	-	-	-	-	-	-	1	0-0	9.00	1.0	1	1	2	1	0-0	9.00	1.0	1	1	2	
	Barlow, Joe	1	0-0	13.50	2.0	3	2	0	-	-	-	-	-	-	-	-	-	-	-	-	-	-	1	0-0	13.50	2.0	3	2	0	1	0-0	13.50	2.0	3	2	0
	Martinez, Marcelo	1	0-1	9.00	5.0	5	1	3	-	-	-	-	-	-	-	-	-	-	-	-	-	1	0-1	9.00	5.0	5	1	3	1	0-1	9.00	5.0	5	1	3	
	Kowar, Jackson	-	17-22	5.84	323.2	241	217	367	-	4-8	5.29	98.2	58	64	119	-	4-5	5.63	76.2	48	50	85	1	0-1	13.50	2.2	4	4	3	-	0-1	13.50	2.2	4	4	3
	Relievers	-	30-36	5.62	554.1	346	362	622	-	5-1	4.97	54.1	30	31	57	-	5-1	4.97	54.1	30	31	57	-	30-36	5.62	554.1	346	362	622	-	30-36	5.62	554.1	346	362	622
	TOTALS	72	35-42	5.71	644.2	409	356	664	23	11-10	4.62	204.1	105	115	213	21	7-11	4.55	172.0	87	94	164	12	6-6	6.99	103.0	80	58	100	128	59-69	5.44	1125.0	680	623	1141
		CS/ATT		19/98		PCT	19.39%		CS/ATT		5/29		PCT	17.24%		CS/ATT		11/24		PCT	45.83%		CS/ATT		3/10		PCT	30.00%		CS/ATT		38/161		PCT	23.60%	

OMAHA CATCHER PITCHING STATS

CATCHERS	W	L	ERA	GS	SV	IP	H	R	ER	HR	HB	BB	IBB	SO	WHIP	AVG	WP	GDP	TBF	SB	CS	ATT	%CS	PB
14 Logan Porter	35	42	5.71	72	13	644.2	676	447	409	123	43	356	6	664	1.60	.270	37	62	2,936	79	19	98	19.39%	8
Jakson Reetz	11	10	4.62	23	8	204.1	203	117	105	24	13	115	0	213	1.56	.258	16	15	925	24	5	29	17.24%	0
José Briceño	7	11	4.55	21	1	172.0	165	96	87	20	7	94	1	164	1.51	.255	10	18	755	13	11	24	45.83%	0
Freddy Fermin	6	6	6.99	12	2	103.0	119	85	80	17	8	58	1	100	1.72	.288	9	8	488	7	3	10	30.00%	2

PLAYER

19 CJ ALEXANDER

INFIELDER • L/R • 6'3" • 215 • 7/17/1996 (27)
Traded from Atlanta — 7/11/2022
Drafted by Atlanta — 2018, 20th Round
Born: Merrillville, Indiana • Resides: Surprise, Arizona

60 JOSÉ BRICEÑO

CATCHER • R/R • 6'3" • 230 • 9/19/1993 (29)
Signed 1/18/2023 as a Minor League Free Agent
Originally signed 4/29/2010 with Colorado (Intl. F.A.)
Born: Caracas, Venezuela • Resides: Mesa, Arizona

17 ANGELO CASTELLANO

INFIELDER • R/R • 6'0" • 165 • 1/13/1995 (28)
Signed 7/16/2011 as an International Free Agent
Born/Resides: San Diego, Venezuela

6 CLAY DUNGAN

INFIELDER • L/R • 6'1" • 195 • 6/2/1996 (27)
2019 MLB Draft — Round 9 (Indiana State)
Born: Muncie, Indiana • Resides: Alexandria, Indiana

24 NATE EATON

INFIELD/OUTFIELD • R/R • 5'11" • 200 • 12/22/1996 (26)
2018 MLB Draft — Round 21 (VMI)
Born/Resides: Chester, Virginia

28 TYLER GENTRY

OUTFIELDER • R/R • 6'2" • 215 • 2/1/1999 (24)
2020 MLB Draft — Round 3 (Alabama)
Born: Memphis, Tenn. • Resides: Arlington, Tenn.

34 DEVIN MANN

INFIELDER • R/R • 6'3" • 210 • 2/11/1997 (26)
Traded from Los Angeles (NL) — 8/1/2023
Drafted by Los Angeles (NL) — 2018, 5th Round (Louisville)
Born/Resides: Columbus, Indiana

3 MORGAN MCCULLOUGH

INFIELDER • L/R • 5'10" • 190 • 12/19/1997 (25)
Signed 2/24/2022 as a Minor League Free Agent
Drafted by Los Angeles (AL) — 2019, 22nd Round (Alabama)
Born/Resides: Seattle, Washington

14 LOGAN PORTER

CATCHER/INFIELD • R/R • 6'0" • 200 • 7/12/1995 (28)
Signed 6/21/2018 as an Undrafted Free Agent (Dixie State)
Born: Phoenix, Arizona • Resides: Surprise, Arizona

25 NICK PRATTO (MLB REHAB)

INFIELD/OUTFIELD • L/L • 6'1" • 230 • 10/6/1998 (24)
2017 MLB Draft — Round 1/14th Overall (HS)
Born/Resides: Huntington Beach, Calif.

7 JOHN RAVE

OUTFIELDER • L/L • 6'0" • 200 • 12/30/1997 (25)
2019 MLB Draft — Round 5 (Illinois State)
Born: Canton, Illinois • Resides: Bloomington, Illinois

0 SAMAD TAYLOR

INFIELD/OUTFIELD • R/R • 5'10" • 160 • 7/11/1998 (25)
Traded from Toronto — 8/2/2022
Drafted by Cleveland — 2013, 10th Round (Corona HS)
Born: Corona, California • Resides: Sioux Falls, South Dakota

8 BUBBA THOMPSON

OUTFIELDER • R/R • 6'2" • 195 • 6/9/1998 (25)
Claimed off Waivers from Texas — 8/13/2023
Drafted by Texas — 2017, 1st Round/26th (McCall-Troken Catholic HS)
Born: Jacksonville, Florida • Resides: Mobile, Alabama

QUICK NOTES

2023: Hit .391 with a 1.245 OPS in 17 Cactus League games for KC, opened the regular season with OMA, played 44 games but placed on the Injured List 6/11, activated 7/14 ... hit .412 on rehab in 6 games with the ACL Royals, 4 HR, 15 RBI and 1,835 OPS ... 3rd on Chasers with 12 HR despite missing a month.
2022: Began year with Mississippi Braves (AA) in the Southern League, traded with 2 players to KC from Atlanta on 7/11, assigned to NW Arkansas ... in 114 total games, tied 6th in Double-A in RBI (37), tied 10th in HR (25) ... set career highs in games played, 28 (18), HR, RBI and OPS ... finished 2022 with 14 HR and 66 RBI ... began and ended 2019 in Double-A with Mississippi, spent July in High-A with the Florida Fire Frogs ... played 87 games in Double-A with league-champion Mississippi in 2021.
2021: MISB: Brother Blaze is prospect in the Diamondbacks system, a 2022 Texas League Postseason All-Star with Amarillo, added to the D-backs' 40-man roster in November 2022.

HIT STREAK: 2 Games (9/1 to 9/3), .250 (2-for-8)

ON-BASE BASE STREAK: 5 Games (8/25 to 9/3), .235 (4-for-17), 1 BB

2023: Opened the season in NW Arkansas (AA) and appeared in 15 games for the Naturals (11 starts at catcher) and hit .246 (16-for-65) with 3 2B and 7 RBI ... on the injured list from 4/30 to 5/16 and again from 5/24 to 6/9 ... assigned to Triple-A on 6/16, has played in 22 of Omaha's 65 games since (34%) ... since July 9, has caught 10 of 16 basestealers.
2022: Began the season with the Lexington Legends in the independent Atlantic League and appeared in 26 games before signing with Kansas City on May 23 and reporting to Omaha (AAA), where he finished the season, slashing .252/.298/.405 (33-for-133) over 37 games the Storm Chasers (34 starts at catcher).
2016 to 2020: Played 5 seasons in the Angels system, beginning in High-A in 2016 before making his MLB debut in 2018 ... played 46 Major League games with the Angels in 2018 and hit .239 (28-for-117), made his debut on May 26 at Yankee Stadium, went 2-for-4 with 1 homer and 2 RBI ... played 2 games with the Angels in 2020.
2010 to 2015: Played 5 seasons in the Rockies system and reached Low-A ... traded to Atlanta in Jan. 2015 and spent the year in High-A, traded to the Angels in Nov. 2015.

HIT STREAK: 2 Games (8/31 to 9/3), .800 (4-for-5)

ON-BASE BASE STREAK: 2 Games (8/31 to 9/3), .800 (4-for-5), 2 BB

2023: This season in his 13th in the Royals system, all in the Minors, with 899 games played (235 Triple-A) ... has reached base in 71 of 96 games ... has at least 7 starts at all 4 infield positions: 1B (13), 2B (7), 3B (11) and SS (59) ... hit team-best .370 in July with 1,094 OPS ... 1st on team with 25 RBI in 2nd half.
2022: In his 11th year as a member of the Royals organization, began the year with Omaha, but assigned to NW Arkansas (AA) on 8/9 and finished the season with the Naturals ... over 59 games with the Storm Chasers, slashed .218/.318/.316 (38-for-174) while playing six different positions (1B, 2B, 3B, SS, LF & RF) ... made at least 10 starts at each SS (150.2 innings), 3B (121.0 innings) and 1B (115.0 innings) ... snapped 0-for-27 stretch with Naturals on 8/21 vs. San Antonio ... 15-for-67 over last 20 games after hitless streak ended ... played 800th MLB game (all in Royals system) on 9/15 vs. Frisco, entered as defensive replacement.
2011-2023: Played 803 games in the Royals' minor league system, slashing .232/.317/.312 (606-for-2610), with 29 HR and 271 RBI ... 2013 Dominican Royals Player of the Year ... 143 games with Omaha between 2021 and 2023, hitting .226 over 80 games in 2021 after an early-season promotion from Double-A.

HIT STREAK: 2 Games (9/2 to 9/5), .429 (3-for-7), 1 HR

ON-BASE BASE STREAK: 2 Games (9/2 to 9/5), .429 (3-for-7), 2 BB

2023: Opened the season on the injured list (right hamate fracture he suffered in Spring Training), activated from the IL on 5/4 and made his season debut 5/5 ... first hit of the season was a HR in the 3rd inning on 5/9 @ SWB, went 190 PA until his next on 8/12 ... has made starts at 2B (24), SS (16) & 3B (19) this year.
2022: Spent the entire season with Omaha and tied for 1st on the team in triples (4), while ranking 2nd in games played (127), plate appearances (515) and runs (64), 3rd in doubles (22), total bases (151), stolen bases (17) and walks (47), 4th in hits (94) and 5th in RBI (52) ... made starts at a career-high six positions for the Chasers, including 2B, 6B (2), 3B, 4B (4), SS (6) and his first professional appearances in the outfield: in LF (13 G), CF (1 G) and RF (2 G).
2021: Spent the entire season with NW Arkansas (AA), playing in 108 of the team's 119 regular season games, including 104 starts as the leadoff hitter ... led the Naturals in games played, at-bats (444), runs scored (74) and hits (128) ... led off the game with a hit 32 times, including 10 of his last 19 regular season games.

HIT STREAK: 5 Games (9/2 to 9/5), .500 (4-for-8), 1 2B, 1 HR

ON-BASE BASE STREAK: 2 Games (9/2 to 9/5), .500 (4-for-8), 2 BB

2023: Made his first Opening Day roster with Royals, but has hit .075 (4-for-53) in 28 games over 4 stints with KC ... on his 4th stint with Omaha (4/24-5/5, 5/25-6/9, 6/16-6/23 & 6/26-pres.) ... threw a scoreless inning 4/10 @ TEX, 2 hits and 1 strikeout, fastball sat 91-95 ... after opening 0-for-25 with KC, hit in first 2 AB's with OMA, HR in first AB 4/27 @ NAS ... homered in first AB back 6/17 vs. COL ... has hits in 44 of 69 games with Omaha, with 19 multi-hit games, including 4 straight multi-hit games from 8/11 to 8/15, but doesn't have one since, 9 hits in his last 14 games (.176 average).
2022: Split time in the Minor Leagues between NW Arkansas (AA) and Omaha (AAA), but also appeared in 44 games with Kansas City over three separate stints with the Royals: 7/14-17, 8/4-22 and 9/1 through the end of the regular season ... opened the year in Double-A and made his MLB debut July 14 ... led the majors with a 98.1 mph arm strength ... for the 2nd straight year, saw time at five positions in the Minors (SS, 3B, LF, CF and RF), played in the OF for 27 of his first 29 games, then played 3B for 12 of his last 15 games.
2021: Began the season with Quad Cities (A+) and played 70 games for the River Bandits, led the team in stolen bases (23) and played in the Arizona Fall League.

HIT STREAK:

ON-BASE BASE STREAK:

Ranked by MLB Pipeline as the No. 8 Royals prospect ... Ranked by Baseball America as the No. 9 Royals prospect

2023: Has reached base in 95 of 113 games this season ... 1st on team with 64 RBI, 103 hits, 25 doubles, 40 extra base hits, 152 total bases & 68 walks ... his 99 starts in RF are the most of any Storm Chaser at a single defensive position ... leads team with 2nd-half, .830 OPS & 32 BB.
2022: Named Kansas City's George Brett Award winner (top position player in the organization and NW Arkansas (AA) ... began season in Quad Cities (A+), assigned to NW Arkansas 6/14 ... ranked 8th in MLB in batting average (.326) ... Royals org leader in AVG (.326), SLG (.542) and OPS (.964), 2nd in OBP (.422) ... drove in at least one run in 36 of 73 games since joining the Naturals, reached base in 64 of 73 games (87.6%) ... reached in 28 straight games, 7/30 to 9/3, with 485 OBP.
2021: Spent his first pro season in Quad Cities (A+), played everyday for the first two months of the season ... placed on the 7-day injured list on 7/14 and then the 60-day IL 8/2.

HIT STREAK:

ON-BASE BASE STREAK: 10 Games (8/23 to 9/5), .303 (10-for-33), 8 BB, 1 HBP

Ranked by MLB Pipeline as the No. 28 Royals prospect ... Ranked by Baseball America as the No. 21 Royals prospect

2023: Opened the season with Oklahoma City (AAA) and played 89 games for the OKC Dodgers, slashing .307/.402/.541 (101-for-329, .943 OPS) with 33 doubles, 14 home runs and 50 walks ... made at least 7 starts at 5 positions: 1B (20), 2B (17), 3B (29), SS (7) & LF (9) ... traded to KC on 8/1 as part of the package for LHP Ryan Yarbrough, assigned to Omaha ... 1st among Triple-A hitters with 38 doubles, 3rd with 58 XBH, tied 7th with 82 RBI.
2022: Split his year between Tulsa (AA) and Oklahoma City (AAA), earned his first promotion to Triple-A on 8/2 ... slashed .267/.384/.469, .853 in 74 games with Tulsa, with 11 HR and 35 RBI ... with OKC, slashed .258/.372/.457, .827 over 44 games with 5 HR ... played at least 5 games at each infield position, including 35 for the first time in his pro career.
2021: Played the entire season with Tulsa (AA) and slashed .244/.350/.436, .786 over 110 games, with 14 HR ... hit 11 homers in 3 straight games @ Amarillo, 9/9, 9/10 & 9/11.

HIT STREAK: 2 Games (9/3 to 9/5), .375 (3-for-8), 2 2B, 1 HR

ON-BASE BASE STREAK: 11 Games (8/22 to 9/5), .229 (8-for-35), 13 BB

2023: Opened the season with NW Arkansas (AA) and slashed .241/.345/.393 (62-for-257) over 77 games with 6 HR & 25 RBI ... made starts at 2B (16), SS (22), 3B (28) and LF 1 with the Naturals, also pitched twice (1.2 IP 0 H, 0 R, 0 BB, 0 K) ... assigned to Omaha 9/1, went 1-for-2 with 2 RBI & 2 BB in AAA debut 9/3 vs. LOU.
2022: Began the season with Quad Cities (A+) and totaled 64 games with the River Bandits, slashed .241/.370/.398 (46-for-191) with five HR and 23 RBI, playing 2B, 3B and SS ... assigned to NW Arkansas on 7/12, had hits in first two games with the Naturals ... sent back to Quad Cities 7/19, returned to NWA again on 8/1 through the end of the season ... hit safely in 11 of his last 13 games in the season and 8 of 9 games in September, with a .296 average (8-for-27) with 1 HR, 3 RBI and 6 BB.
2021: Played for the Kansas City Monarchs in the MLB Partner League American Association and was named the PURE Performance Rookie of the Year in the league ... slashed .333/.406/.557 (94-for-282) across 80 games for the league champions ... led the team in batting average, ranked fifth in the league.
2019-20: Drafted by the Angels in the 22nd Round of the 2019 draft out Alabama and split the season between Orem (R) and Burlington (A) ... released on May 29, 2020.

HIT STREAK:

ON-BASE BASE STREAK:

2023: Reached base in 30 straight games between 5/24 and 7/5, hit .302 with .433 OBP ... 6 HR in 17 games in April, then 1 in the next 47 games, 3 in 6 games from 7/5 to 7/15 ... has reached base in 85 of 101 games played with hits in 65 of 102 games ... 44 walks in his last 66 games (.657 BB/G) after just 15 walks in his first 41 games (.037 BB/G) ... hit the 3rd two-HR game of career 5 vs. TOL ... has played 66 of Omaha's 75 games since 6/1 ... 59 starts at 3B & 1B (10).
2022: Began the season in NW Arkansas (AA) and reached in 66 of 77 games, reached in 49 games ... assigned to Omaha (AAA) on 8/9 and finished the season in MLB in ON-BASE PERCENTAGE (.442) ... combining his AA & AAA numbers, was the Royals system leader in OBP (.442), 2nd in OPS (.918), 3rd in batting average (.301).
2021: Spent the season with Quad Cities (A+) and slashed .241/.368/.451 (62-for-257) in 77 games ... named a High-A Central post-season All-Star at catcher.
2019: Grew up down the street from Surprise Stadium, was a dabbler for the AZL Royals the summer of 2011 while in high school, also caught bullpens for the team.

HIT STREAK: 3 Games (9/1 to 9/5), .333 (4-for-12), 1 2B, 1 HR

ON-BASE BASE STREAK: 3 Games (9/1 to 9/5), .333 (4-for-12), 1 BB

2023: Opened the season with Omaha and played 19 games over 2 stints in April, hit 2 HR with 5 of 8 Triple-A RBI in series vs. GWN ... in 2 stints with KC (4/6-4/7, 4/28-7/28), hit .238 (62-for-261) over 78 games, 51 starts at 1B ... placed on 10-day IL on 7/28 with a left groin strain, sent to Omaha on rehab 8/17, played in 5 games and went 3-for-15, returned from rehab on 8/25, back to OMA on rehab 8/30 and homered twice on 9/1 vs. LOU.
2022: Spent most of the season with Omaha, playing 62 Triple-A games, also appeared in 49 games with Kansas City across two stints ... in 49 games in the majors with the Royals, slashed .184/.271/.386 (29-for-158) with seven home runs, 20 runs batted in and 19 walks, with 39 starts in LF, 6 in LF, 1 in RF ... hit walk-off HR for KC on August 6 vs. BOS.
2021: Split the season between NW Arkansas (AA) and Omaha, playing 124 games between the Naturals and Chasers, promoted to Triple-A on July 18 ... played in the 2021 SiriusXM All-Star Futures game, named a Baseball America Minor League All-Star following the season, also earned a Minor League Rawlings Gold Glove Award at 1B.
2019: MISB: Recorded a bases-loaded, walk-off single to defeat Japan and win the 2011 Little League World Series for Huntington Beach (West/Calfornia).

HIT STREAK: 2 Games (9/23 to 9/5), .375 (3-for-8)

ON-BASE BASE STREAK: 2 Games (9/23 to 9/5), .375 (3-for-8), 2 BB

2023: Reached base in 31 straight games between 5/31 and 7/14 between AA & AAA ... opened the year with NWA, played 54 games for the Naturals, with 5 HR, 24 RBI & team-leading 34 BB, made 40 of 53 starts in CF ... hit 3 HR on 4/18 vs. Amarillo with 6 RBI ... transferred to Omaha on 6/13, has hits in 30 of 44 games with the Chasers, with 14 of 51 hits for XBH, 27 RBI & 27 BB since he joined the team ... hit safely in first 91 games ... drove in 8 runs in series vs. COL (6/13 to 6/18).
2022: Spent most of the season with NW Arkansas (AA), played 111 games with the Naturals, also appeared in 11 games with Omaha across two stints (5/25-6/4 & 7/12-7/19) ... slashed .195/.233/.390 (8-for-41) over 11 games for the Chasers, including 2 HR, 4 RBI game on 7/17 @ Rochester ... played 18 games for Surprise in the Arizona Fall League.
2021: Spent the season with Quad Cities (A+) and appeared in 77 games for the High-A Central Champion River Bandits ... assigned to Omaha (AAA) on 8/9 and finished the season in the outfield for Kansas City and slashed .252/.352/.453 (70-for-278) ... hit 14 homers and stole 13 bases, making him one of five 13-13 players in the system in 2021.

HIT STREAK:

ON-BASE BASE STREAK:

2023: Opened the year with Omaha and hit .304 over 62 games, reached 14 of his last 18 plate appearances before getting called up to the big leagues for the first time on 6/16, has 3 stints with Royals now (6/16-7/4, 7/9-7/18, 7/28-9/4) ... has reached base for Omaha in 61 of 72 games ... 5th in the league with a .431 OBP, has 16 walks in his last 10 Omaha games ... 6th in Triple-A in steals (42) ... stole 4 bases on 5/4 vs. LOU & 7/5 @ GWN ... in his 3 MLB stints, has played 31 games and hit .200 (12-for-60) with 4 RBI and 8 SB for KC ... first MLB hit was walk-off RBI single in MLB debut on 6/17 vs. LAA.
2022: Began the year in the Blue Jays system with Buffalo (AAA), played in 70 games before being acquired by Kansas City at the 2022 Trade Deadline with RHP Max Castillo in exchange for Whit Merrifield, did not play the rest of the season due to a preexisting injury (left oblique strain) ... added to KC 40-man roster 1/10/22 ... traded from CLE to TOR on 7/31/2017.

HIT STREAK: 2 Games (7/26 to 7/27), .500 (2-for-4)

ON-BASE BASE STREAK: 11 Games (7/5 to 7/27), .389 (14-for-36), 16 BB

2023: Made his first Opening Day roster with the Rangers and played 37 games with Texas over two stints and hit .170 (9-for-53) with 5 XBH (4 2B, 1 3B) ... over 32 games with Round Rock (AAA), hit .260 (33-for-137) with a .740 OPS and 16-for-18 in steals ... DFA'd by Texas on 8/11, claimed by KC 8/13 and optioned to Omaha, when 2-for-4, 3 R in first game with OMA on 8/15 @ TOL.
2022: Opened the year with Round Rock (AAA) and played 80 games for the Express, but promoted to Texas on 8/4 for his MLB debut. Made his Major League debut and hit .265 (45-170) with 1 homer, 5 doubles and 9 RBI over 55 games with the Rangers ... named Round Rock's 2022 MVP after slashing .304/.355/.474 (105-346) with 13 homers, 12 doubles, 4 triples and 48 RBI in Triple-A ... was 49-for-52 (.94.2%) in steal attempts in Round Rock, finished 2nd in the PCL in steals.
2021: Spent the entire season with Frisco (AA), slashed .275/.325/.483/.808 with 16 HR, 52 RBI & 25 SB over 104 games, selected as a Double-A Central Postseason All-Star.

HIT STREAK: 5 Games (8/31 to 9/5), .364 (8-for-22), 2 2B, 1 3B, 2 HR

ON-BASE BASE STREAK: 5 Games (8/31 to 9/5), .364 (8-for-22), 2 BB

CAREER HIGHS

H	3	(19x) Last: 7/6/23 @ ACL Cubs
R	4	8/17/22 vs. San Antonio
HR	2	(5x) Last: 8/11/22 @ Arkansas
RBI	7	7/6/23 @ ACL Cubs
BB	3	(3x) Last: 7/6/23 @ ACL Cubs
SB	2	(2x) Last: 5/26/22 @ Pensacola
H	4	(7x) Last: 4/4/19 @ Albuquerque
R	4	(2x) Last: 7/11/13 vs. Orem
HR	3	6/28/13 vs. Orem
RBI	7	6/28/13 vs. Orem
BB	3	7/18/11 @ DSL Padres
SB	3	6/21/10 vs. DSL Diamondbacks
H	4	(5x) Last: 8/18/17 vs. Asheville
R	4	6/26/16 @ Grand Junction
HR	2	7/19/19 @ Amarillo
RBI	5	7/17/22 @ Rochester
BB	3	(6x) Last: 6/17/23 vs. Columbus
SB	2	(2x) Last: 6/6/23 @ Indianapolis
H	6	6/23/19 vs. Billings
R	4	9/3/19 vs. Missoula
HR	2	6/26/22 vs. Columbus
RBI	4	(3x) Last: 6/28/22 @ St. Paul
BB	3	(2x) Last: 6/20/23 @ Rochester
SB	3	(2x) Last: 8/8/21 @ Arkansas
H	4	(8x) Last: 9/3/22 @ DETROIT
R	3	(21x) Last: 6/17/23 vs. Columbus
HR	2	(3x) Last: 6/17/23 vs. Columbus
RBI	4	(6x) Last: 6/22/22 vs. Columbus
BB	4	7/29/18 @ Ogden
SB	3	(2x) Last: 5/26/23 @ St. Paul
H	4	(3x) Last: 7/29/30 @ Columbus
R	4	(2x) Last: 7/17/22 @ Corpus Christi
HR	2	(2x) Last: 6/29/22 @ Amarillo
RBI	6	6/2/21 vs. Beloit
BB	3	(6x) Last: 7/22/23 vs. St. Paul
SB	1	(21x) Last: 8/29/23 vs. Louisville
H	4	(3x) Last: 5/16/19 @ Lancaster
R	4	9/11/22 vs. Tacoma
HR	2	(6x) Last: 6/17/23 vs. Salt Lake
RBI	5	(3x) Last: 6/17/23 vs. Salt Lake
BB	3	(6x) Last: 8/27/23 vs. St. Paul
SB	2	9/10/21 @ Amarillo
H	3	(7x) Last: 7/14/23 @ San Antonio
R	3	5/7/23 vs. Wichita
HR	2	5/19/23 vs. Springfield
RBI	4	5/22/22 @ Dayton
BB	3	8/1/2019 @ Grand Junction
SB	1	(19x) Last: 8/19/23 @ Corpus Christi
H	4	8/6/19 @ Johnson City
R	3	(6x) Last: 8/22/23 vs. St. Paul
HR	2	(3x) Last: 4/5/23 vs. Toledo
RBI	4	(2x) Last: 8/10/21 vs. Beloit
BB	3	(8x) Last: 6/14/23 vs. Columbus
SB	1	(2x) Last: 6/18/23 vs. Columbus
H	4	(3x) Last: 8/30/22 @ CHICAGO (AL)
HR	4	(3x) Last: 4/30/22 vs. Toledo
R	3	5/21/21 @ Springfield
RBI	6	5/21/21 @ Springfield
BB	3	(12x) Last: 6/26/22 @ St. Paul
SB	2	(3x) Last: 7/1/22 @ St. Paul
H	4	(4x) Last: 6/18/23 vs. Columbus
R	5	4/18/23 vs. Amarillo
HR	4	4/18/23 vs. Amarillo
RBI	6	4/18/23 vs. Amarillo
BB	3	(3x) Last: 9/10/22 @ Wichita
SB	3	8/22/21 @ South Bend
H	4	(4x) Last: 6/15/22 @ Lehigh

So Nice, They Did It Twice (Or More)	Multi-Hit Games					Multi-Run Games					Multi-RBI Games					Multi-BB Games					Multi-K Games					Multi-SB Games				
	2	3	4	5+	T	2	3	4	5+	T	2	3	4	5+	T	2	3	4	5+	T	2	3	4	5+	T	2	3	4	5+	T
19 Alexander, CJ	7	3	-	-	10	7	1	-	-	8	4	1	1	-	6	2	-	-	-	2	21	3	1	-	25	-	-	-	-	-
60 Briceño, José	3	-	-	-	3	-	-	-	-	-	1	-	-	-	-	-	-	-	-	-	3	2	-	-	5	-	-	-	-	-
17 Castellano, Angelo	13	4	-	-	17	9	1	-	-	10	10	2	-	-	12	6	2	-	-	8	10	1	-	-	11	1	-	-	-	1
6 Dungan, Clay	9	4	-	-	13	4	1	-	-	5	2	2	-	-	4	8	1	-	-	9	7	2	-	-	9	1	-	-	-	1
24 Eaton, Nate	16	3	-	-	19	5	2	-	-	7	6	2	-	-	8	1	-	-	-	1	18	3	-	-	21	1	1	-	-	2
28 Gentry, Tyler	21	2	2	-	25	4	3	-	-	7	6	5	1	1	13	13	2	-	-	15	17	10	-	-	27	-	-	-	-	-
34 Mann, Devin	2	-	-	-	2	1	-	-	-	1	3	-	-	-	3	5	1	-	-	6	11	1	-	-	12	-	-	-	-	-
3 McCullough, Morgan	-	-	-	-	-	-	-	-	-	-	1	-	-	-	1	1	-	-	-	1	-	-	-	-	-	-	-	-	-	-
14 Porter, Logan	16	3	-	-	19	7	2	-	-	9	10	1	-	-	11	8	4	-	-	12	19	7	-	-	26	-	-	-	-	-
25 Pratto, Nick	2	1	-	-	3	3	-	-	-	3	2	-	-	1	3	4	1	-	-	5	6	3	-	-	9	-	-	-	-	-
7 Rave, John	8	2	1	-	11	4	-	-	-	4	3	2	-	-	5	3	1	-	-	4	12	4	2	-	18	-	-	-	-	-
0 Taylor, Samad	20	6	-	-	26	11	3	-	-	14	11	2	-	-	13	10	3	1	-	14	14	1	1	-	16	4	2	2	-	8
8 Thompson, Bubba	6	1	-	-	7	2	2	-	-	4	1	1	1	-	3	1	-	-	-	1	3	-	1	-	1	-	-	-	-	1
Beaty, Matt	4	-	-	-	4	1	-	-	-	1	2	-	-	-	2	1	-	-	-	1	1	-	-	-	1	-	-	-	-	-
Blanco, Dairon	10	6	1	-	17	9	1	-	-	10	3	2	-	-	5	5	1	-	-	6	3	2	-	-	5	9	3	1	-	13
Bradley, Tucker	14	2	-	-	16	6	1	-	-	7	4	4	-	-	8	8	-	-	-	8	7	-	1	-	8	4	-	-	-	4
Camargo, Johan	5	-	-	-	5	-	-	-	-	-	1	-	-	-	1	3	-	-	-	3	1	-	-	-	1	-	-	-	-	-
Fermin, Freddy	1	1	1	-	3	3	1	-	-	4	1	1	-	1	3	2	1	-	-	3	2	-	-	-	2	-	-	-	-	-
Garcia, Maikel	4	1	-	-	5	2	-	-	-	2	2	2	-	-	4	3	1	-	-	4	2	1	-	-	3	-	-	-	-	-
Hechavarria, Adeiny	3	1	-	-	4	1	-	-	-	1	1	2	1	-	4	1	-	-	-	1	3	1	-	-	4	-	-	-	-	-
Hicklen, Brewer	9	2	-	-	11	10	1	-	-	11	4	2	-	-	6	4	-	-	-	4	14	2	-	-	16	-	-	-	-	-
Isbel, Kyle	3	-	-	-	3	1	-	-	-	1	1	1	-	-	2	1	-	-	-	1	1	-	-	-	1	-	-	-	-	-
Jenista, Greyson	-	-	-	-	-	-	-	-	-	-	-	-	-	-	-	-	-	-	-	-	2	-	-	-	2	-	-	-	-	-
Loftin, Nick	15	4	2	-	21	6	1	-	-	7	8	8	1	-	17	3	1	-	-	4	8	-	-	-	8	-	-	-	-	-
Lopez, Nicky	1	-	-	-	1	-	-	-	-	-	-	-	-	-	-	1	-	-	-	1	-	-	-	-	-	-	-	-	-	-
Massey, Michael	-	-	-	-	-	1	-	-	-	1	-	-	-	-	-	-	-	-	-	-	1	-	-	-	1	-	-	-	-	-
Olivares, Edward	2	1	1	-	4	4	-	-	-	4	1	-	-	1	2	-	-	-	-	-	3	-	-	-	-	-	-	-	-	-
Palacios, Jermaine	3	-	-	-	3	-	-	-	-	-	3	-	-	-	3	-	-	-	-	-	3	1	1	-	5	-	-	-	-	-
Reetz, Jakson	4	2	-	-	6	-	-	-	-	-	1	-	-	1	2	2	-	-	-	2	5	2	1	-	8	-	-	-	-	-
Reyes, Franmil	1	-	-	-	1	1	-	-	-	1	1	-	-	-	1	-	-	-	-	-	1	1	-	-	2	-	-	-	-	-
Velázquez, Nelson	-	-	-	-	-	-	-	-	-	-	-	-	-	-	-	-	-	-	-	-	2	-	-	-	2	1	-	-	-	1
Wallace, Paxton	1	1	-	-	2	-	-	-	-	-	-	-	-	-	-	-	-	-	-	-	1	-	-	-	1	-	-	-	-	-
Waters, Drew	1	-	3	-	4	2	2	-	-	4	1	1	-	-	2	1	-	-	-	1	1	2	-	-	3	-	-	-	-	-
	204	50	11	0	265	104	22	0	0	126	94	41	5	5	144	97	19	1	0	117	200	51	8	0	252	22	6	3	0	31

HITTING STREAKS

PLAYER	CURRENT	LONGEST	DATES/RESULTS							
			START	END	AVG	2B	3B	HR	RBI	OPS
19 Alexander, CJ	2	5	4/29	5/6	.278 (5-18)	1	0	0	3	.611
60 Briceño, José	2	2 (5x)	8/31	9/3	.800 (4-5)	0	0	0	1	1.657
17 Castellano, Angelo	2	4	8/10	8/15	.429 (6-14)	3	0	0	2	1.143
6 Dungan, Clay	2	9	7/14	7/30	.344 (11-32)	3	1	0	3	.917
24 Eaton, Nate	-	8	8/6	8/18	.387 (12-31)	1	0	2	2	1.070
28 Gentry, Tyler	-	9	8/23	9/3	.345 (10-29)	2	0	0	5	.888
34 Mann, Devin	2	3	8/29	8/31	.273 (3-11)	1	0	1	2	1.021
3 McCullough, Morgan	-	-	-	-	-	-	-	-	-	-
14 Porter, Logan	3	9	6/20	7/2	.387 (12-31)	2	0	0	8	.965
25 Pratto, Nick	2	5	4/19	4/23	.294 (5-17)	1	0	2	5	1.039
7 Rave, John	-	9	6/13	6/25	.406 (13-32)	4	1	2	10	1.255
0 Taylor, Samad	-	11	6/1	6/15	.405 (15-37)	4	0	2	6	1.214
8 Thompson, Bubba	5	5	8/31	9/5	.364 (8-22)	2	1	2	6	1.235

BOLD indicates longest streak in 2023 among active players

Italics indicates longest personal streak in active

ON-BASE STREAKS

CURRENT	LONGEST	DATES/RESULTS							
		START	END	AVG	2B	HR	BB	HBP	OBP
5	7	5/11	5/19	.250 (7 - 28)	2	3	3	0	.313
2	5	6/18	7/2	.235 (4 - 17)	0	0	2	1	.350
2	11	7/4	7/29	.389 (14 - 36)	4	1	6	0	.476
2	18	5/28	6/29	.316 (18 - 57)	1	0	14	1	.440
-	9	8/6	8/19	.353 (12 - 34)	1	2	5	0	.436
10	11	6/7	6/21	.233 (10 - 43)	4	2	7	1	.346
11	11	8/22	9/5	.229 (8 - 35)	4	3	13	0	.438
-	-	-	-	-	-	-	-	-	-
3	30	5/24	7/5	.302 (32 - 106)	5	1	24	2	.433
2	5 (2x)	8/18	8/30	.214 (3 - 14)	0	0	4	1	.421
-	20	6/13	7/9	.351 (26 - 74)	8	3	12	0	.437
11	16	5/12	5/30	.302 (19 - 63)	6	2	12	2	.429
5	6	8/15	8/22	.333 (8 - 24)	0	1	4	1	.448

Gold indicates career-best streak

PITCHES/PLATE APPEARANCE & PLATE APPEARANCE DEPTH

PLAYER	AVG. P/PA	TOTAL PA	TOTAL P	LONGEST PA (#)	DATE	INN.	PITCHER	RESULT
19 Alexander, CJ	4.01	266	1,067	9 (3x)	8/11 vs. IOW	▼ 8	Bailey Horn	Strikeout Swinging
60 Briceño, José	3.49	78	272	9	8/31 vs. LOU	▼ 7	Casey Legumina	RBI Single
17 Castellano, Angelo	3.90	348	1,357	12	7/28 @ COL	▲ 4	Randy Labaut	Walk
6 Dungan, Clay	3.96	266	1,053	11	8/18 @ TOL	▲ 8	Sam Clay	Single
24 Eaton, Nate	3.82	306	1,169	10 (2x)	7/5 @ GWN	▲ 9	Roel Ramirez	Groundout (5-3)
28 Gentry, Tyler	4.27	509	2,172	12	6/7 @ IND	▲ 9	Cody Bolton	Walk
34 Mann, Devin	4.25	109	463	11	8/24 vs. STP	▼ 4	Brent Headrick	Walk
3 McCullough, Morgan	5.00	4	20	7	9/3 vs. LOU	▼ 4	Christian Roa	RBI Single
14 Porter, Logan	4.03	436	1,759	9	6/15 vs. COL	▼ 6	Cade Smith	Strikeout Looking
25 Pratto, Nick	4.42	124	548	9	9/3 vs. LOU	▼ 5	Ryan Meisinger	Walk
7 Rave, John	4.12	245	1,010	9	8/30 vs. LOU	▼ 6	Evan Kravetz	Strikeout Looking
0 Taylor, Samad	4.17	350	1,458	9	8/30 vs. LOU	▼ 6	Evan Kravetz	Strikeout Looking
8 Thompson, Bubba	3.45	80	276	9	8/24 vs. STP	▼ 7	Michael Boyle	Flyout (F7)
4.04					3,121	12,624		

PITCH TIMER VIOLATIONS CALLED ON OMAHA HITTERS (10)

DATE	INNING	UMPIRE	HITTER	COUNT AT CALL	BATTER RESULT (COUNT)
1. April 12 @ Iowa	▲ 9	Tom Hanahan	Samad Taylor (1)	0-1	Single (0-2)
2. June 3 vs. Memphis	▼ 8	Cody Clark	Johan Camargo (1)	0-0	Strikeout (0-2)
3. June 6 @ Indianapolis	▲ 1	Low Williams	Dairon Blanco (1)	0-2	Strikeout (0-3)
4. June 20 @ Rochester	▲ 9	Steven Jaschinski	Tyler Gentry (1)	0-0	Strikeout (0-2)
5. June 24 @ Rochester	▲ 3	Chris Marco	José Briceño (1)	0-0	Strikeout (2-2)
6. June 24 @ Rochester	▲ 8	Chris Marco	Adeiny Hechavarria (1)	0-0	Walk (3-2)
7. July 15 vs. Indianapolis	▼ 1	Austin Jones	John Rave (1)	0-0	Strikeout (0-2)
8. August 4 @ Louisville	▲ 7	Brock Ballou	José Briceño (2)	1-1	Lineout (1-2)
9. August 11 vs. Iowa	▼ 6	Chris Marco	CJ Alexander (1)	0-0	Strikeout (0-2)
10. August 27 vs. St. Paul	▼ 7	Raul Moreno	Bubba Thompson (1)	0-0	Double (1-1)

PINCH-HITTING LOG (23)

#	DATE	INNING	PINCH HITTER	HITTING FOR	RESULT
1.	4/5 vs. Toledo	▼ 9	CJ Alexander	Angelo Castellano	Fielder's Choice (4-6)
2.	4/14 @ Iowa	▲ 8	Tucker Bradley	Angelo Castellano	2-RBI Double
3.	4/18 vs. Gwinnett	▼ 9	Tucker Bradley	Angelo Castellano	Strikeout Looking
4.	4/29 @ Nashville	▲ 8	Logan Porter	CJ Alexander	Strikeout Swinging
5.	5/7 vs. Louisville	▼ 9	CJ Alexander	Angelo Castellano	Groundout (4-3)
6.	5/10 @ Scranton/WB	▲ 8	CJ Alexander	Angelo Castellano	Strikeout Swinging
7.	5/12 @ Scranton/WB	▲ 8	Brewer Hicklen	Tucker Bradley	Flyout (F9)
8.	5/20 vs. Toledo	▼ 9	Tucker Bradley	Angelo Castellano	Strikeout Swinging
9.	5/27 @ St. Paul	▲ 7	Clay Dungan	Samad Taylor	Groundout, 6-3
10.	6/28 vs. Iowa	▼ 9	Paxton Wallace	Adeiny Hechavaria	Strikeout Swinging
11.	7/3 vs. Iowa	▼ 9	Angelo Castellano	Jermaine Palacios	Strikeout Swinging
12.	7/4 @ Gwinnett	▲ 8	Samad Taylor	Jose Briceño	Strikeout Looking
13.	7/6 @ Gwinnett	▲ 9	Brewer Hicklen	Angelo Castellano	Flyout (F9)
14.	7/20 vs. St. Paul	▼ 9	John Rave	Jermaine Palacios	Strikeout Looking
15.	7/20 vs. St. Paul	▼ 9	CJ Alexander	Angelo Castellano	Flyout (F7)
16.	7/21 vs. St. Paul	▼ 8	Nick Loftin	Tucker Bradley	Strikeout Swinging
17.	7/22 vs. St. Paul	▼ 8	Clay Dungan	Jose Briceño	RBI Single
18.	7/26 @ Columbus	▲ 8	Logan Porter	Jose Briceño	Walk
19.	7/26 @ Columbus	▲ 8	Tucker Bradley	Jermaine Palacios	Strikeout Swinging
20.	7/28 @ Columbus	▲ 9	Tucker Bradley	Matt Beaty	Flyout (F8)
21.	8/6 @ Louisville	▲ 8	Logan Porter	Jose Briceño	Groundout (5-3)
22.	8/22 vs. St. Paul	▼ 7	CJ Alexander	Nick Pratto	Strikeout Swinging
23.	8/27 vs. St. Paul	▼ 8	Logan Porter	Jose Briceño	Flyout (F9)
24.	8/31 vs. Louisville	▼ 9	Logan Porter	Jose Briceño	RBI Groundout (5-3)

PITCHING

vs. Left-Handed Starter	14-20
vs. Right-Handed Starter	45-49
WITH Left-Handed Starter	29-35
WITH Right-Handed Starter	30-32
0-4 strikeouts	3-3
5-9 strikeouts	28-39
10+ strikeouts	28-26
0 runs of support	2-22
1-2 runs of support	14-32
3-4 runs of support	21-10
5-9 runs of support	18-5
10+ runs of support	3-0

SCORING

1-Run Games	11-17
2-Run Games	14-8
3-4-Run Games	17-17
5+ Run Games	17-27
Extra Innings	2-2
Shutouts	2-3
Doubleheaders	1-1 (1 SPLIT)
Scoring 0-2 Runs	2-28
3-5 Runs	15-28
6-9 Runs	28-12
10+ Runs	14-1
Opponent 0-2 Runs	21-0
3-5 Runs	24-21
6-9 Runs	14-33
10+ Runs	0-15
Scored in 1st Inning	7-14
Opponent scored in 1st	22-26
Scores first	36-28
Opponent scores first	23-41

HITTING

Omaha 0-5 hits	6-22
6-9 hits	19-30
10+ hits	34-17
Opponent 0-5 hits	13-7
6-9 hits	31-22
10+ hits	15-40
Out-hit opponent	41-13
Out-hit by opponent	12-50
Hits are tied	6-6
Hit 0 home runs	15-28
1 home run	20-26
2 home runs	10-9
3+ home runs	14-6
Opponent hit 0 home runs	21-9
1 home run	22-27
2 home runs	11-17
3+ home runs	5-16
Leave 0-5 runners on base	12-23
6-9 on base	36-32
10+ on base	11-14
Opponent leaves 0-5 runners on base	9-14
6-9 on base	32-46
10+ on base	18-9
Steals 0 bases	15-29
1 base	10-19
2 bases	14-11
3+ bases	19-10
Opponent steals 0 bases	29-25
1 base	19-22
2 bases	8-12
3+ bases	3-10

FIELDING

Turned 0 double plays	24-26
1 double play	21-27
2 double plays	9-12
3+ double plays	5-4
Made 0 errors	38-23
1 error	15-31
2 errors	4-10
3+ errors	2-5
Opponent made 0 errors	28-36
1 error	27-21
2 errors	8-11
3+ errors	4-1

TEAM HIGHS

LONGEST WIN STREAK *	11 Games	June 6 - June 18
LONGEST LOSING STREAK *	11 Games	August 1 - August 12
LONGEST HOME WINNING STREAK	6 Games	June 13 - June 18
LONGEST HOME LOSING STREAK	5 Games (2x)	Last: August 8 - August 12
LONGEST ROAD WINNING STREAK	5 Games (2x)	Last: June 6 - June 10
LONGEST ROAD LOSING STREAK	6 Games	August 1 - August 6
LARGEST MARGIN OF VICTORY	11 Runs	4/1 @ Indianapolis (12-1 Win)
LARGEST MARGIN OF DEFEAT	13 Runs (2x)	Last: 5/27 @ St. Paul (14-1 Loss)
LONGEST GAME, INNINGS	11 Innings	5/11 @ Scranton/Wilkes-Barre (4-3 Win)
LONGEST GAME, TIME	3:23	6/2 vs. Memphis (10-9 Win, 10 Innings)
LONGEST 9-INNING GAME, TIME	3:20	8/11 vs. Iowa (9-4 Loss)
SHORTEST 9-INNING GAME, TIME	2:00	7/18 vs. St. Paul (1-9 Win)
SHORTEST GAME, TIME	1:46	7/2 vs. Iowa, G2 (6-2 Loss)
LARGEST COMEBACK WIN	6 Runs, After 4th	5/6 vs. Louisville (11-9 Win)
LARGEST MARGIN OF LEAD SURRENDERED (LOSS)	5 Runs, After 7th	6/4 vs. Memphis (6-5 Loss)
MOST ERRORS, TEAM	3 (7x)	Last: 8/3 @ Louisville (11-2 Loss)
MOST ERRORS, PLAYER	3	Angelo Castellano
LARGEST CROWD, HOME	9,023 (2x)	Last: 5/27 @ St. Paul (14-1 Loss)
LARGEST CROWD, ROAD	11,084	Last: 8/12 vs. Iowa (7-4 Loss)
WARMEST FIRST PITCH	100 Degrees	7/25 @ Columbus (10-2 Loss)
COLDEST FIRST PITCH	35 Degrees	8/24 vs. St. Paul (10-7 Loss)
		4/5 vs. Toledo (7-6 Loss)

OFFENSIVE HIGHS

MOST RUNS SCORED, GAME	16	5/17 vs. Toledo (16-8 Win)
MOST RUNS SCORED, INNING	10, 5th Inning	6/8 @ Indianapolis (15-7 Win)
MOST CONSECUTIVE INNINGS SCORED	5 (2x)	Last: 4th-8th Innings, 5/17 vs. Toledo (16-8 Win)
FEWEST HITS, GAME	1	8/20 @ Toledo (3-0 Loss)
MOST HITS, GAME	18	5/17 vs. Toledo (16-8 Win)
MOST DOUBLES, GAME	7	5/17 vs. Toledo (16-8 Win)
MOST TRIPLES, GAME	2 (6x)	7/6 @ Gwinnett (9-6 Loss)
MOST HOME RUNS, GAME	5	7/30 @ Columbus (7-5 Win)
MOST EXTRA-BASE HITS, GAME	10	5/17 vs. Toledo (16-8 Win)
MOST RBI, GAME	15 (2x)	Last: 6/8 @ Indianapolis (15-7 Win)
MOST RUNNERS LOB, GAME	15 (3x)	Last: 8/29 vs. Louisville (4-3 Win)
MOST TOTAL BASES, GAME	34	5/17 vs. Toledo (16-8 Win)
MOST WALKS, GAME	11 (2x)	Last: 6/8 @ Indianapolis (15-7 Win)
MOST STRIKEOUTS, GAME	17	8/18 @ Toledo (5-0 Loss)
FEWEST STRIKEOUTS, GAME	3 (3x)	Last: 7/30 @ Columbus (7-5 Win)
MOST STOLEN BASES, GAME	7	5/26 @ St. Paul (6-4 Win)
MOST HIT BY PITCHES	4	5/6 vs. Louisville (11-9 Win)
MOST DOUBLE PLAYS GROUNDED INTO, GAME	4 (3x)	Last: 5/28 @ St. Paul (10-6 Loss)

INDIVIDUAL OFFENSIVE HIGHS

MOST RUNS, GAME	3 (22x)	Last: Angelo Castellano, 9/5 @ Iowa (10-9 Win)
MOST HITS, GAME	4 (11x)	Last: Edward Olivares, 8/15 @ Toledo (11-8 Win)
MOST DOUBLES, GAME	2 (18x)	Last: Edward Olivares, 8/26 vs. Toledo (7-3 Win)
MOST TRIPLES, GAME	1 (21x)	Last: Brewer Hicklen, 8/10 vs. Iowa (10-3 Loss)
MOST HOME RUNS, GAME	2 (6x)	Last: Nick Pratto, 9/1 vs. Louisville (12-7 Loss)
MOST TOTAL BASES, GAME	13	Drew Waters
MOST RBI, GAME	6	Freddy Fermin
MOST WALKS, GAME	4	Samad Taylor
MOST STRIKEOUTS, GAME	4 (8x)	Last: Bubba Thompson, 8/23 vs. St. Paul (6-4 Loss)
MOST STOLEN BASES, GAME ^	4 (3x)	Last: Samad Taylor, 7/5 @ Gwinnett (8-7 Loss, 10 Innings)
MOST HIT BY PITCHES, GAME	2 (2x)	Last: Dairon Blanco, 5/25 @ St. Paul (8-6 Loss)
MOST SACRIFICE FLIES, GAME	2 (2x)	Last: Samad Taylor, 4/30 @ Nashville (10-6 Win)
MOST DOUBLE PLAYS GROUNDED INTO, GAME	2 (4x)	Last: Brewer Hicklen, 5/28 @ St. Paul (10-6 Loss)

PITCHING HIGHS

MOST RUNS ALLOWED, GAME	20	8/9 vs. Iowa (20-1 Loss)
MOST RUNS ALLOWED, INNING	9, 7th Inning	5/28 @ St. Paul (10-6 Loss)
FEWEST HITS ALLOWED, GAME	2	Last: 7/18 vs. St. Paul (9-1 Win)
MOST HITS ALLOWED, GAME	19	9/1 vs. Louisville (12-7 Loss)
MOST TOTAL BASES ALLOWED, GAME	40	8/9 vs. Iowa (20-1 Loss)
FEWEST STRIKEOUTS, GAME	30	4/18 vs. Gwinnett (4-1 Loss)
MOST STRIKEOUTS, GAME	15	5/11 @ Scranton/Wilkes-Barre (11 Innings)
FEWEST WALKS ALLOWED, GAME	0 (2x)	Last: 7/23 vs. St. Paul (3-1 Win)
MOST WALKS ALLOWED, GAME	12	6/28 vs. Iowa (9-2 Loss)
MOST HOME RUNS ALLOWED, GAME	8 (2x)	8/9 vs. Iowa (20-1 Loss)
MOST WILD PITCHES	4 (2x)	Last: 7/19 vs. St. Paul (9-4 Loss)
MOST HIT BATTERS *	5	7/19 vs. St. Paul (9-4 Loss)

INDIVIDUAL PITCHING HIGHS

MOST RUNS ALLOWED, GAME	11	Jonathan Heasley
MOST EARNED RUNS ALLOWED, GAME ^	11	Jonathan Heasley
FEWEST HITS ALLOWED, GAME (STARTER)	1 (8x)	Last: Will Klein (1.0 IP), 8/16 @ Toledo (14-2 Loss)
MOST HITS ALLOWED, GAME	11	Jonathan Heasley
MOST HOME RUNS ALLOWED, GAME ^	5 (2x)	Last: Austin Cox, 5/31 vs. Memphis (9-4 Loss)
MOST STRIKEOUTS	10	Anthony Veneziano
MOST CONSECUTIVE STRIKEOUTS	5	Ryan Yarbrough
MOST WALKS ALLOWED, GAME	6	Andrew Hoffmann
MOST HIT BATTERS, GAME	3	Jonah Dipoto
MOST WILD PITCHES, GAME	3	Jackson Kowar
MOST INNINGS PITCHED, STARTER	7.0	Jonathan Heasley
MOST PITCHES THROWN, STARTER	104 (2x)	Last: Anthony Veneziano, 8/10 vs. Iowa (10-3 Loss)
MOST INNINGS PITCHED, RELIEVER	4.1 (3x)	Last: Drew Parrish, 8/16 @ Toledo (8-2 Loss)
MOST PITCHES THROWN, RELIEVER	94	Jonathan Bowlan

^ Indicates Storm Chasers Record Tied

* Indicates Storm Chasers Record Set

STATCAST LEADERS (TOP 10)

LONGEST MEASURED HOMER DISTANCE			HIGHEST BATTED BALL EXIT VELOCITY			HIGHEST PITCH VELOCITY			HIGHEST PITCH SPIN RATE		
Player	Distance (Pitcher)	Date	Player	Exit Velo (Batted Ball Type)	Date	Player	Pitch Velo (Pitch Result)	Date	Player	Spin Rate (Pitch Type)	Date
Tyler Gentry	471 (2-Run off Connor Thomas)	5/30 vs. MEM	CJ Alexander	115.3 (Double vs. Reese Olson)	4/7 vs. TOL	Will Klein	100.7 (Richie Martin, Foul Ball)	6/21 @ ROC	Jonah Dipoto	3,340 (94.6 MPH Sinker vs. George Valera)	7/29 @ COL
Dairon Blanco	455 (Solo off Simeon Woods Richardson)	5/23 @ STP	Drew Waters	111.8 (Double vs. Sam Clay)	5/19 vs. TOL	Steven Cruz	100.3 (Zack Collins, Called Strike)	7/29 @ COL	Josh Dye	3,329 (81.2 MPH Changeup vs. Joe Hudson)	4/21 vs. GWN
Brewer Hicklen	443 (3-Run off Miguel Diaz)	5/18 vs. TOL	Brewer Hicklen	111.7 (Single vs. Kent Emanuel)	6/9 @ IND	Steven Cruz	100.3 (Oscar Gonzalez, Foul Ball)	7/25 @ COL	Jon Heasley	3,090 (93.8 MPH 45-Fastball vs. Abraham Toro)	4/30 @ NAS
Bubba Thompson	435 (Solo off Michael Boyle)	8/27 vs. STP	Jose Briceño	111.5 (Groundout vs. Jared Jones)	7/16 vs. IND	Will Klein	100.3 (Jake Slaughter, Strikeout)	7/3 vs. IOW	Josh Staumont	3,058 (81.0 MPH Curveball vs. Miguel Andujar)	3/31 @ IND
Adelny Hedvaria	433 (2-Run off Peyton Battenfield)	7/30 @ COL	Edward Olivares	110.7 (Single vs. Brennan Haniffee)	8/17 @ TOL	Steven Cruz	100.2 (Brayan Rocio Foul Ball)	7/29 @ COL	Jonah Dipoto	3,038 (80.6 MPH Slider vs. Nick Martin)	8/2 @ LOU
Nick Loftin	433 (3-Run off Brent Headrick)	5/24 @ STP	CJ Alexander	110.6 (Lineout vs. Cody Bolton)	6/10 @ IND	Will Klein	100.2 (Richie Martin, Foul Ball)	6/21 @ ROC	Jonah Dipoto	3,028 (82.2 MPH Slider vs. Vaughn Grissom)	7/4 @ GWN
Tyler Gentry	431 3-Run off Hunter Stratton)	6/10 @ IND	Edward Olivares	110.5 (Single vs. Chasen Shreve)	8/30 vs. LOU	Will Klein	100.2 (Zack Collins, Strikeout)	6/14 vs. COL	Jonah Dipoto	3,027 (81.0 MPH Slider vs. Alejo Lopez)	8/2 @ LOU
Brewer Hicklen	428 (2-Run off Juan Minaya)	7/14 vs. IND	Brewer Hicklen	110.4 (Double vs. Robert Gasser)	4/30 @ NAS	Steven Cruz	100.0 (Brayan Rocio Foul Ball)	7/29 @ COL	Jonah Dipoto	3,025 (81.4 MPH Slider vs. Eddy Leonard)	8/19 @ TOL
Freddy Fermin	428 (2-Run off Ashton Goudeau)	4/8 vs. TOL	Jose Briceño	109.9 (Groundout vs. Jack O'Loughlin)	8/20 @ TOL	Steven Cruz	99.9 (Kyle Garlick, Ball)	8/25 vs. STP	James McArthur	3,021 (82.8 MPH Curveball vs. Jhonkensy Noel)	7/27 @ COL
Brewer Hicklen	426 (Solo off Ryan Louts)	6/1 vs. MEM	Nick Loftin	109.9 (Single vs. Zach Logue)	8/19 @ TOL	Will Klein	99.9 (Matt Mervis, Strikeout)	7/3 vs. IOW	Jonah Dipoto	3,010 (80.5 MPH Curveball vs. Kramer Robertson)	5/31 vs. MEM

THE LAST TIME OMAHA...

THREW A PERFECT GAME	6/20/1988 vs. Columbus (Luis Aquino, 2-0 win)
THREW A 9-INNING NO-HITTER	7/13/1990 @ Iowa [G1] (Gene Walter, 3-0 win)
THREW A 7-INNING NO-HITTER	4/17/1997 vs. Oklahoma City (Jim Converse and Allen McMill, 2-0 win)
THREW A COMBINED NO-HITTER	8/26/2019 vs. Nashville (5-0 Win)
THREW A COMBINED 1-HITTER (9 INNINGS)	Pitchers: Arnaldo Hernandez (8.0 IP), Gabe Speier (1.0 IP)
THREW A COMBINED 1-HITTER (7 INNINGS)	7/18/2023 vs. St. Paul (1-0 Win)
THREW A COMBINED 2-HITTER (9 INNINGS)	Pitchers: Anthony Veneziano (5.0 IP), James McArthur (2.2 IP) & Walter Pennington (1.1 IP)
THREW A COMBINED 2-HITTER (7 INNINGS)	6/25/2013 @ Oklahoma City (2-0 Win)
GOT NO-HIT (9 INNINGS)	Pitchers: Danny Duffy (5.0 IP), Buddy Baumann (1.0 IP), Donnie Joseph (1.0 IP)
GOT NO-HIT (LESS THAN 9 INNINGS)	June 7, 2017 vs. Nashville (4-0 Loss)
GOT 1-HIT	Pitchers: Chris Smith, Sean Doolittle, Tucker Healy and Simon Castro
GOT 2-HIT	6/29/2008 vs. Oklahoma [G1] (Dustin Nippert, 2-0 loss)
THREW A COMBINED 9-INNING SHUTOUT	8/20/2023 @ Toledo (3-0 Loss)
THREW SHUTOUTS IN 3 STRAIGHT GAMES	5/20/2023 vs. Toledo (4-1 Loss)
THREW BACK-TO-BACK SHUTOUTS	7/18/2023 vs. St. Paul (1-0 Win)
GOT SHUT OUT (9 INNINGS)	Pitchers: Anthony Veneziano (5.0 IP), James McArthur (2.2 IP) & Walter Pennington (1.1 IP)
GOT SHUT OUT IN BACK-TO-BACK GAMES	8/7/2018 vs. Salt Lake and 8/9 and 8/10/2018 @ Round Rock (5-0, 9-0, 2-0)
GOT SHUT OUT IN 3 STRAIGHT GAMES	8/9 and 8/10/2018 @ Round Rock (9-0 Win & 2-0 Win)
GOT SHUT OUT (LESS THAN 9 INNINGS)	8/20/2023 @ Toledo (3-0 Loss)
HAD A 11-GAME WINNING STREAK	May 22 to May 30, 2010
HAD A 10-GAME WINNING STREAK	May 23 to May 30, 2010
HAD A 9-GAME WINNING STREAK	May 23 to May 30, 2010
HAD A 8-GAME WINNING STREAK	May 23 to May 30, 2010
HAD A 7-GAME WINNING STREAK	May 23 to May 30, 2010
HAD A 6-GAME WINNING STREAK	May 23 to May 30, 2010
HAD A 11-GAME LOSING STREAK	August 25 to August 31, 2021
HAD A 10-GAME LOSING STREAK	August 25 to August 31, 2021
HAD A 9-GAME LOSING STREAK	August 25 to August 31, 2021
HAD A 8-GAME LOSING STREAK	August 25 to August 31, 2021
HAD A 7-GAME LOSING STREAK	August 25 to August 31, 2021
HAD A 6-GAME LOSING STREAK	August 25 to August 31, 2021
STRUCK OUT 19+ OPPOSING HITTERS	June 6 to June 18, 2023
STRUCK OUT 17+ OPPOSING HITTERS	June 5 to June 16, 2012
STRUCK OUT 15+ OPPOSING HITTERS	June 5 to June 16, 2012
STRUCK OUT 10+ OPPOSING HITTERS	June 5 to June 16, 2012
SCORED 20+ RUNS IN ONE GAME	June 5 to June 16, 2012
SCORED 15+ RUNS IN ONE GAME	June 5 to June 16, 2012
SCORED 10+ RUNS IN ONE GAME	June 5 to June 16, 2012
ALLOWED 20+ RUNS IN ONE GAME	June 5 to June 16, 2012
ALLOWED 15+ RUNS IN ONE GAME	June 5 to June 16, 2012
ALLOWED 10+ RUNS IN ONE GAME	June 5 to June 16, 2012
HAD 27+ HITS IN ONE GAME	June 5 to June 16, 2012
HAD 25+ HITS IN ONE GAME	June 5 to June 16, 2012
HAD 20+ HITS IN ONE GAME	June 5 to June 16, 2012
HAD 15+ HITS IN ONE GAME	June 5 to June 16, 2012
HAD 10+ HITS IN ONE GAME	June 5 to June 16, 2012
ALLOWED 22+ HITS IN ONE GAME	June 5 to June 16, 2012
ALLOWED 20+ HITS IN ONE GAME	June 5 to June 16, 2012
ALLOWED 15+ HITS IN ONE GAME	June 5 to June 16, 2012
ALLOWED 10+ HITS IN ONE GAME	June 5 to June 16, 2012
WALKED 14+ TIMES IN ONE GAME	June 5 to June 16, 2012
WALKED 10+ TIMES IN ONE GAME	June 5 to June 16, 2012
WALKED 8+ TIMES IN ONE GAME	June 5 to June 16, 2012
ALLOWED 13+ WALKS IN ONE GAME	June 5 to June 16, 2012
ALLOWED 10+ WALKS IN ONE GAME	June 5 to June 16, 2012
ALLOWED 8+ WALKS IN ONE GAME	June 5 to June 16, 2012
HIT 9+ HOME RUNS IN A GAME	June 5 to June 16, 2012
HIT 7+ HOME RUNS IN A GAME	June 5 to June 16, 2012
HIT 5+ HOME RUNS IN A GAME	June 5 to June 16, 2012
HIT 3+ HOME RUNS IN A GAME	June 5 to June 16, 2012
ALLOWED 7+ HOME RUNS IN A GAME	June 5 to June 16, 2012
ALLOWED 5+ HOME RUNS IN A GAME	June 5 to June 16, 2012
ALLOWED 3+ HOME RUNS IN A GAME	June 5 to June 16, 2012
HAD 2 PLAYERS HIT 2 HOME RUNS IN A GAME	June 5 to June 16, 2012
HIT BACK-TO-BACK HOME RUNS	June 5 to June 16, 2012
HIT 3 STRAIGHT HOME RUNS	June 5 to June 16, 2012
SCORED 10+ RUNS IN AN INNING	June 5 to June 16, 2012
SCORED 7+ RUNS IN AN INNING	June 5 to June 16, 2012
SCORED 5+ RUNS IN AN INNING	June 5 to June 16, 2012
SCORED 5+ RUNS IN AN EXTRA INNING	June 5 to June 16, 2012
ALLOWED 7+ RUNS IN AN INNING	June 5 to June 16, 2012
ALLOWED 5+ RUNS IN AN INNING	June 5 to June 16, 2012
ALLOWED 5+ RUNS IN AN EXTRA INNING	June 5 to June 16, 2012
WON A GAME BY 15+ RUNS	June 5 to June 16, 2012
WON A GAME BY 10+ RUNS	June 5 to June 16, 2012
LOST A GAME BY 15+ RUNS	June 5 to June 16, 2012
LOST A GAME BY 10+ RUNS	June 5 to June 16, 2012
SCORED 12+ RUNS IN CONSECUTIVE GAMES	June 5 to June 16, 2012
SCORED 10+ RUNS IN CONSECUTIVE GAMES	June 5 to June 16, 2012
SCORED JUST ONE RUN WITHOUT AN RBI	June 5 to June 16, 2012
SCORED MULTIPLE RUNS WITHOUT AN RBI	June 5 to June 16, 2012
SCORED MORE RUNS THAT RECORDED HITS	June 5 to June 16, 2012
TURNED 6 DOUBLE PLAYS IN ONE GAME	June 5 to June 16, 2012
TURNED 5 DOUBLE PLAYS IN ONE GAME	June 5 to June 16, 2012
TURNED 4 DOUBLE PLAYS IN ONE GAME	June 5 to June 16, 2012
TURNED 3 DOUBLE PLAYS IN ONE GAME	June 5 to June 16, 2012
TURNED A TRIPLE PLAY	June 5 to June 16, 2012
COMMITTED 6 ERRORS	June 5 to June 16, 2012
COMMITTED 5 ERRORS	June 5 to June 16, 2012
COMMITTED 4 ERRORS	June 5 to June 16, 2012
COMMITTED 3+ ERRORS	June 5 to June 16, 2012
EVERY STORM CHASER IN THE STARTING LINEUP HAD A HIT	June 5 to June 16, 2012
EVERY STORM CHASER IN THE STARTING LINEUP SCORED A RUN	June 5 to June 16, 2012
EVERY STORM CHASER IN THE STARTING LINEUP HAD A HIT AND SCORED A RUN	June 5 to June 16, 2012
LINEUP BATTED AROUND TWICE IN ONE GAME	June 5 to June 16, 2012
WON ON THE LAST AT-BAT OF THE GAME (WALK-OFF WIN)	June 5 to June 16, 2012
LOST ON THE LAST AT-BAT OF THE GAME (WALK-OFF LOSS)	June 5 to June 16, 2012
PLAYED BACK-TO-BACK EXTRA-INNING GAMES	June 5 to June 16, 2012
WON BOTH GAMES OF A DOUBLEHEADER	June 5 to June 16, 2012
PITCHED SHUTOUTS IN BOTH GAMES OF A DOUBLEHEADER	June 5 to June 16, 2012
LOST BOTH GAMES OF A DOUBLEHEADER	June 5 to June 16, 2012
SHUT OUT IN BOTH GAMES OF A DOUBLEHEADER	June 5 to June 16, 2012
OPPOSING HITTER HAD A 3-HOMER GAME	June 5 to June 16, 2012
OPPOSING HITTER HIT FOR THE A CYCLE	June 5 to June 16, 2012

THE LAST TIME AN OMAHA HITTER...

HAD 6 HITS IN ONE GAME	Matt Diaz, 7/27/2005 @ Portland
HAD 5 HITS IN ONE GAME	Dairon Blanco, 9/15/2022 @ Columbus
HAD 4 HITS IN ONE GAME	Edward Olivares, 8/15/2023 @ Toledo
HAD 3 HITS IN ONE GAME	Nick Loftin, 8/23/2005 vs. Louisville
HIT 3 HOME RUNS IN ONE GAME	Ryan McPratto, 6/13/2021 @ St. Paul
HIT 2 HOME RUNS IN ONE GAME	Nick Pratto, 9/1/2023 vs. Louisville
HIT 2 TRIPLES IN ONE GAME	Angel Franco, 5/6/2016 @ Iowa
HIT 4 DOUBLES IN ONE GAME	Jordan Parraz, 5/18/2010 @ Las Vegas
HIT 3 DOUBLES IN ONE GAME	Dairon Blanco, 9/15/2022 @ Columbus
HIT 2 DOUBLES IN ONE GAME	CJ Alexander, 8/18/2023 @ Toledo
HIT 2 SACRIFICE FLIES IN ONE GAME	Samad Taylor, 4/30/2023 @ Nashville
HIT A GRAND SLAM	Adeiny Hechavarria, 6/22/2023 @ Rochester
HIT AN INSIDE-THE PARK HOME RUN	John Rave, 6/18/2023 vs. Columbus
LED OFF A HOME GAME WITH A HOME RUN	Nate Eaton, 6/17/2023 vs. Columbus
LED OFF A ROAD GAME WITH A HOME RUN	Drew Waters, 8/16/2022 @ Louisville
HIT A PINCH-HIT HOME RUN	Elier Hernandez, 5/22/2019 vs. Iowa
HIT A WALK-OFF HOME RUN	Nate Eaton, 5/31/2022 vs. Indianapolis
HIT A WALK-OFF GRAND SLAM	Jimmy Gorman, 5/7/2022 vs. Columbus
HIT A WALK-OFF PINCH-HIT HOME RUN	Chad Santos, 8/23/2005 vs. New Orleans
HIT FOR THE CYCLE	Jimmy Paredes, 5/12/2014 vs. New Orleans
HAD 11 RBI IN ONE GAME	Mike Moustakas, 8/30/2010 vs. Round Rock
HAD 9 RBI IN ONE GAME	Brett Eibner, 4/9/2014 vs. Memphis
HAD 8 RBI IN ONE GAME	Jimmy Paredes, 5/12/2014 vs. New Orleans
HAD 7 RBI IN ONE GAME	Brett Hayes, 4/14/2013 vs. Nashville
HAD 6 RBI IN ONE GAME	Freddy Fermin, 4/8/2023 vs. Toledo
HAD 5 RBI IN ONE GAME	Edward Olivares, 8/15/2023 @ Toledo
HAD 4 RBI IN ONE GAME	Bubba Thompson, 8/22/2023 vs. St. Paul
SCORED 5 RUNS IN ONE GAME	Brett Eibner, 5/12/2014 vs. New Orleans
SCORED 4 RUNS IN ONE GAME	Maikel Garcia, 9/15/2022 @ Columbus
SCORED 3 RUNS IN ONE GAME	Angelo Castellano, 9/5/2023 @ Iowa
WALKED 4 TIMES IN ONE GAME	Samad Taylor, 7/26/2023 @ Columbus
WALKED 3 TIMES IN ONE GAME	Devin Mann, 8/27/2023 vs. St. Paul
STOLE 4 BASES IN ONE GAME	Samad Taylor, 7/5/2023 @ Gwinnett
STOLE 3 BASES IN ONE GAME	Dairon Blanco, 6/10/2023 @ Indianapolis
STOLE 2 BASES IN ONE GAME	Bubba Thompson, 8/26/2023 vs. St. Paul
STRUCK OUT 5 TIMES IN ONE GAME	Drew Waters, 8/10/2022 @ Toledo
STRUCK OUT 4 TIMES IN ONE GAME	John Rave, 8/11/2023 vs. Iowa
STRUCK OUT 3 TIMES IN ONE GAME	Nick Pratto, 9/2/2023 vs. Louisville
REACHED BASE 6 TIMES IN ONE GAME	Nicky Lopez, 7/27/2018 @ Fresno
REACHED BASE 5 TIMES IN ONE GAME	Tyler Gentry, 7/29/2023 @ Columbus
REACHED BASE 4 TIMES IN ONE GAME	Clay Dungan, 9/5/2023 @ Iowa
REACHED BASE IN EVERY TRIP TO THE PLATE (6 PA)	Brett Eibner, 4/9/2014 vs. Memphis
REACHED BASE IN EVERY TRIP TO THE PLATE (5 PA)	Tyler Gentry, 7/29/2023 @ Columbus
REACHED BASE IN EVERY TRIP TO THE PLATE (4 PA)	John Rave, 7/28/2023 @ Columbus
REACHED BASE IN EVERY TRIP TO THE PLATE (3 PA)	Angelo Castellano, 8/2/2023 @ Louisville
HAD 2 HOME RUNS IN THE SAME INNING	Brett Eibner, 5th inning, 5/12/2015 vs. Memphis
HAD 2 DOUBLES IN THE SAME INNING	Clay Dungan, 6th inning, 6/26/2022 vs. Columbus
HAD 2 HITS IN THE SAME INNING	Angelo Castellano, 3rd Inning, 7/2/2023 vs. Iowa [G1]
HAD 2 WALKS IN THE SAME INNING	Samad Taylor, 5th Inning, 6/8/2023 @ Indianapolis
REACHED 2 TIMES IN THE SAME INNING	Angelo Castellano, 3rd Inning, 7/2/2023 vs. Iowa [G1]
SCORED 2 RUNS IN THE SAME INNING	Dairon Blanco & Samad Taylor, 5th Inning, 6/8/2023 @ Indianapolis
HIT HOME RUNS IN 6 STRAIGHT GAMES	Steve Sisco, June 13 to June 21, 1998
HIT HOME RUNS IN 5 STRAIGHT GAMES	Cory Aldridge, July 27 to August 8, 2009
HIT HOME RUNS IN 4 STRAIGHT GAMES	Nick Pratto, August 19 to August 22, 2021
HIT HOME RUNS IN 3 STRAIGHT GAMES	Brent Rooker, September 23 to September 26, 2022
HIT HOME RUNS IN BACK-TO-BACK GAMES	Logan Porter, August 29 and 30, 2023
HIT HOME RUNS IN BOTH GAMES OF A DOUBLEHEADER	Nick Pratto, 4/7/2022 @ Indianapolis
HIT HOME RUNS FROM BOTH SIDES OF THE PLATE, GAME	Tim Raines Jr., 8/20/2009 @ Tacoma
HIT HOME RUN IN FIRST OMAHA AT-BAT	Jakson Reetz, 8/28/2022 vs. Scranton/WB [G1]
HAD 2+ HITS IN 7 STRAIGHT GAMES	Johnny Givotelita, August 3 to August 14, 2014
HAD 2+ HITS IN 6 STRAIGHT GAMES	Dairon Blanco, September 10 to September 17, 2022
HAD 2+ HITS IN 5 STRAIGHT GAMES	MJ Melendez, September 25 to October 2, 2021
HAD A 20+ GAME HITTING STREAK	Frank Schwindel, 20 Games: July 22 to August 13, 2018
HAD A 18+ GAME HITTING STREAK	Frank Schwindel, 20 Games: July 22 to August 13, 2018
HAD A 16+ GAME HITTING STREAK	Frank Schwindel, 20 Games: July 22 to August 13, 2018
HAD A 14+ GAME HITTING STREAK	Dairon Blanco, 15 Games: May 15 to July 10, 2022
HAD A 12+ GAME HITTING STREAK	Nick Loftin, 12 Games: May 16 to May 30, 2023
HAD A 40+ GAME REACHED BASE STREAK	Shane Costa, 46 Games: April 14 to August 8, 2007
HAD A 35 to 39 GAME REACHED BASE STREAK	Alex Gordon, 39 Games: May 9 to June 19, 2010
HAD A 30 to 34 GAME REACHED BASE STREAK	Logan Porter, 30 Games: May 25 to July 5, 2023
HAD A 25 to 29 GAME REACHED BASE STREAK	Kelvin Gutierrez, 25 Games: April 5 to June 16, 2019
HAD A 20 to 24 GAME REACHED BASE STREAK	John Rave, 20 Games: June 13 to July 9, 2023
THREW A 1-HITTER (9 INNINGS)	Luis Mendoza, 7/21/2011 @ Memphis
THREW A 1-HITTER (7 INNINGS)	Jeff Suppan, 6/21/2011 @ Nashville
THREW A 2-HITTER (9 INNINGS)	Arnaldo Hernandez, 7/21/2018 vs. Round Rock [G1]
THREW A 2-HITTER (7 INNINGS)	Arnaldo Hernandez, 7/21/2018 vs. Round Rock [G1]
THREW A 9-INNING COMPLETE GAME SHUTOUT	Luis Mendoza, 7/18/2011 @ Memphis
THREW A 7-INNING COMPLETE GAME SHUTOUT	Jake Kalish, 7/2/2018 vs. Nashville [G1]
THREW A 5-INNING COMPLETE GAME SHUTOUT	Anthony Lerew, 8/31/2010 vs. Round Rock
THREW A 9-INNING COMPLETE GAME	Arnaldo Hernandez, 8/15/2018 vs. Oklahoma City
THREW AN 8-INNING COMPLETE GAME	John Lannan, 6/16/2016 @ Oklahoma City
THREW A 7-INNING COMPLETE GAME	Austin Cox, 8/28/2022 vs. Scranton/WB [G1]
THREW A 6-INNING COMPLETE GAME	Matt Wright, 8/28/2008 @ Nashville [G2]
THREW A 5-INNING COMPLETE GAME	Trevor Oaks, 8/6/2018 vs. Salt Lake
STRUCK OUT 12 IN A GAME	Jakob Junis, 5/26/2017 @ Nashville
STRUCK OUT 11 IN A GAME	John Lamb, 7/9/2014 vs. Iowa
STRUCK OUT 10 IN A GAME	Anthony Veneziano, 8/10/2023 vs. Iowa
WALKED 7 IN A GAME	Josh Staumont, 5/24/2017 @ Nashville
WALKED 6 IN A GAME	Andrew Hoffmann, 8/20/2023 @ Toledo
WALKED 5 IN A GAME	Drew Parrish, 8/3/2023 @ Louisville
ALLOWED 6 HOME RUNS IN A GAME	Matt Wright, 8/18/2007 vs. Albuquerque
ALLOWED 5 HOME RUNS IN A GAME	Austin Cox, 5/31/2023 vs. Memphis
ALLOWED 4 HOME RUNS IN A GAME	Andrew Hoffmann, 9/1/2023 vs. Louisville
ALLOWED 3 HOME RUNS IN A GAME	Max Castillo, 7/28/2023 @ Columbus
ALLOWED 2 HOME RUNS IN A GAME	Jonathan Bowlan, 9/5/2023 @ Iowa
THREW 120+ PITCHES IN A GAME	Brett Tomko, 5/8/2014 @ Round Rock (127)
THREW 115+ PITCHES IN A GAME	Luke Farrell, 6/8/2017 vs. Nashville (116)
THREW 110+ PITCHES IN A GAME	Christian Binford, 9/3/2017 vs. Iowa (110)
THREW 100+ PITCHES IN A GAME	Anthony Veneziano, 8/10/2023 vs. Iowa (114)
THREW 95+ PITCHES IN A GAME	Anthony Veneziano, 9/3/2023 vs. Louisville (96)
THREW 90+ PITCHES IN A GAME	Jonathan Bowlan, 9/5/2023 @ Iowa (93)
THREW A QUALITY START	Jonathan Bowlan, 9/5/2023 @ Iowa
WON HIS OMAHA DEBUT	Jonathan Bowlan, 6/22/2023 @ Rochester
STRUCK OUT 4 IN AN INNING	Walter Pennington, 8th Inning - 8/22/2023 vs. St. Paul
THREW A AN IMMACULATE INNING	Anthony Swarzak, 9th Inning - 6/3/2021 vs. Iowa

AFTER-INNING RECORDS

	LEADING	TRAILING	TIED
AFTER 1 INNING	23 - 10	13 - 22	23 - 37
AFTER 2 INNINGS	37 - 13	15 - 33	8 - 22
AFTER 3 INNINGS	39 - 16	9 - 37	11 - 16
AFTER 4 INNINGS	44 - 18	9 - 42	6 - 9
AFTER 5 INNINGS	43 - 16	9 - 47	7 - 7
AFTER 6 INNINGS	43 - 13	8 - 53	8 - 3
AFTER 7 INNINGS	45 - 8	7 - 55	6 - 5
AFTER 8 INNINGS	49 - 4	3 - 55	6 - 7

STORM CHASERS BIG INNINGS

DATE	INNING	RUNS
1. June 8 @ Indianapolis	Top 5th	10
2. June 17 vs. Columbus	Bottom 4th	7
May 17 vs. Toledo	Bottom 1st	7
April 2 @ Indianapolis	Top 8th	7
5. July 2 vs. Iowa [G1]	Bottom 3rd	6
June 2 vs. Memphis	Bottom 5th	6
May 18 vs Toledo	Bottom 8th	6
April 8 vs. Toledo	Bottom 3rd	6

SCORE BY INNINGS

	1	2	3	4	5	6	7	8	9	10	11+	TOTAL
Omaha	78	68	86	68	92	68	71	74	66	1	1	673
Opponents	79	77	78	69	97	119	84	72	68	2	0	745
Difference	-1	-9	8	-1	-5	-51	-13	2	-2	-1	1	-72

SCORE BY INNINGS V. IOWA	1	2	3	4	5	6	7	8	9	10	11+	TOTAL
Omaha	6	6	17	7	10	12	9	8	11	0	0	86
Iowa	21	12	12	3	13	16	22	14	19	0	0	132
vs. Iowa Difference	-15	-6	5	4	-3	-4	-13	-6	-8	0	0	-46

MULTI-RUN INNINGS

	2	3	4	5	6	7	8	9	10+	TOTAL
Storm Chasers	91	43	22	7	4	3	-	-	1	171
Opponents	86	45	19	10	6	4	4	1	-	175

RECORD BY RUNS SCORED/ALLOWED

RUNS	0	1	2	3	4	5	6	7	8	9	10	11	12	13+
SCORED	0 - 3	1 - 8	1 - 17	2 - 10	7 - 12	6 - 7	8 - 8	8 - 3	7 - 0	5 - 0	4 - 1	4 - 0	1 - 0	5 - 0
ALLOWED	2 - 0	10 - 0	9 - 0	12 - 4	8 - 8	4 - 8	5 - 10	2 - 5	4 - 9	3 - 10	0 - 5	0 - 2	0 - 3	0 - 5

RECORD BY MARGIN OF VICTORY/DEFEAT

1 Run	2 Runs	3 Runs	4 Runs	5 Runs	6 Runs	7 Runs	8 Runs	9 Runs	10+ Runs
8 - 17	14 - 8	7 - 11	10 - 5	7 - 8	2 - 7	0 - 6	3 - 2	2 - 1	3 - 4

2023 STORM CHASERS MONTH BY MONTH

HITTING

MONTH	AVG	G	AB	R	H	TB	2B	3B	HR	RBI	BB	IBB	SO	SB	CS	OBP	SLG	OPS	SAC	SF	HBP	GIDP	LOB
MARCH	.300	1	40	8	12	16	2	1	0	8	9	0	12	5	0	.429	.400	.829	0	0	0	0	14
APRIL	.250	24	799	124	200	352	49	2	33	118	99	0	204	38	8	.337	.441	.778	1	11	11	24	156
MAY	.269	26	885	148	238	386	53	7	27	131	120	0	218	58	13	.366	.436	.802	1	6	19	28	198
JUNE	.281	24	804	152	226	362	55	3	25	142	125	2	216	45	7	.380	.450	.830	7	15	13	20	184
JULY	.256	23	757	113	194	335	42	6	29	106	102	2	175	22	9	.347	.443	.790	0	8	8	11	166
AUGUST	.225	26	846	102	190	313	32	2	29	96	117	0	248	29	10	.328	.370	.698	2	5	15	16	194
SEPTEMBER	.275	4	142	26	39	74	9	1	8	25	22	1	32	3	0	.372	.521	.893	0	0	0	3	33
TOTAL	.257	128	4273	673	1099	1838	242	22	151	626	594	5	1105	200	47	.353	.430	.783	11	45	66	102	945

PITCHING

MONTH	W	L	ERA	G	GS	CG	SHO	GF	HLD	SV	SVO	IP	H	R	ER	HR	HB	BB	SO	WP	BK	WHIP	AVG
MARCH	1	0	6.00	1	1	0	0	1	0	1	1	9.0	11	6	6	1	1	2	7	0	1	1.44	.297
APRIL	9	15	5.65	24	24	0	0	24	11	3	7	212.0	238	149	133	30	17	104	198	16	2	1.61	.284
MAY	12	14	5.61	26	26	0	1	26	17	6	12	229.1	247	162	143	46	15	126	235	13	1	1.63	.278
JUNE	17	7	4.35	24	24	0	0	24	17	6	11	215.1	187	109	104	26	7	127	219	13	1	1.46	.232
JULY	11	12	5.41	23	23	0	1	23	5	5	8	198.0	182	126	119	32	12	112	203	11	1	1.48	.245
AUGUST	7	19	6.11	26	26	0	0	24	9	3	8	225.1	257	167	153	39	14	137	242	15	0	1.75	.287
SEPTEMBER	2	2	5.50	4	4	0	0	4	1	0	1	36.0	41	26	22	10	5	15	37	4	0	1.56	.287
TOTAL	59	69	5.44	128	128	0	2	126	60	24	48	1125.0	1163	745	680	184	71	623	1,141	72	6	1.59	.267

2023 WALK-OFF TRACKER (4 FOR, 10 AGAINST)

GAME #	DATE	OPPONENT	FINAL (INN.)	PLAYER	WINNING RUN	PITCHER	HOW	OUTS	COUNT
23	April 28	@ Nashville	L, 4-3 (9)	Brian Navarreto	Skye Bolt	Josh Dye	Throwing error by 3B Maikel Garcia	2	1-0
24	April 29	@ Nashville	L, 6-5 (10)	Keston Hiura	Eddy Alvarez	Evan Sisk	Infield single to SS Angelo Castellano	1	2-1
33	May 10	@ Scranton/WB	L, 4-3 (9)	Michael Hermosillo	Michael Hermosillo	Dylan Coleman	Solo home run to LF	0	2-1
36	May 13	@ Scranton/WB	L, 8-6 (9)	Ben Rortvedt	Estevan Florial	Brooks Kriske	3-run home run to RCF	1	2-2
45	May 24	@ St. Paul	L, 6-5 (9)	Jose Miranda	Andrew Stevenson	Brooks Kriske	RBI single to LF	0	1-1
53	June 2	vs. Memphis	W, 10-9 (10)	Dairon Blanco	Brewer Hicklen	Jake Walsh	Sacrifice fly to RF	1	2-2
71	June 24	@ Rochester	L, 3-2 (9)	Richie Martin	Richie Martin	Christian Chamberlain	Wild Pitch	1	1-0
80	July 5	@ Gwinnett	L, 8-7 (10)	Luke Williams	Braden Shewmake	Brooks Kriske	RBI single to LF	0	2-1
87	July 18	vs. St. Paul	W, 1-0 (9)	CJ Alexander	Nick Loftin	Josh Winder	RBI single to LCF	2	1-1
90	July 21	vs. St. Paul	W, 5-4 (9)	Logan Porter	Samad Taylor	Josh Winder	2-RBI double to LCF	1	0-1
99	August 1	@ Louisville	L, 3-2 (9)	Alejo Lopez	Michael Siani	Will Klein	RBI double to CF	2	1-1
100	August 2	@ Louisville	L, 5-4 (9)	Nick Martini	Chuckie Robinson	Christian Chamberlain	Bases loaded hit by pitch	2	2-1
104	August 6	@ Louisville	L, 5-4 (9)	Jhonny Pereda	Jose Barrero	Will Klein	RBI single to RF	0	1-1
122	August 30	vs. Louisville	W, 4-3 (9)	Angelo Castellano	Tyler Gentry	Casey Legumina	RBI single to RF	2	0-2

Bold Indicates Omaha Walk-Off Win

2023 STORM CHASERS EJECTIONS (5)

DATE	INNING	WHO (POSITION) / # IN 2023	WHY	UMPIRE (POSITION)
1. April 21 vs. Gwinnett	▼ 6	Mike Jirschele (Manager) / 1st	Balls/Strikes	Takahito Matsuda (Home Plate)
2. April 21 vs. Gwinnett	▲ 7	Dane Johnson (Pitching Coach) / 1st	Balk	Takahito Matsuda (Home Plate)
3. April 21 vs. Gwinnett	▼ 8	CJ Alexander (Designated Hitter) / 1st	Balls/Strikes	Takahito Matsuda (Home Plate)
4. May 11 @ Scranton/WB	▼ 9	Mike Jirschele (Manager) / 2nd	Hit By Pitch	Robert Nunez (Home Plate)
5. June 20 @ Rochester	▼ 6	Mike Jirschele (Manager) / 3rd	Fair/Foul on Home Run	Steven Jascinski (Home Plate)

HOME RUN BREAKDOWN

						OUTS			RUNNERS ON				GO		DIRECTION					BESTS		LAST HOME RUN							
PLAYER	2023 TOTAL	HOME	ROAD	RHP	LHP	0	1	2	0	1	2	3	TIED GAME	GO AHEAD	LF	LCF	CF	RCF	RF	FT	MPH	DATE	OPPONENT	PITCHER	KIND	INN	PA SINCE		
Nick Loftin	14	6	8	10	4	7	3	4	7	4	3	-	2	3	6	4	4	-	-	433	107.3	8/26	vs. St. Paul	R. Dobnak	2-Run	▼ 6	14		
14 Logan Porter	13	8	5	6	7	9	3	1	11	2	-	-	1	1	9	2	-	1	1	417	106.6	9/5	@ Iowa	S. Reyes	Solo	▲ 3	4		
28 Tyler Gentry	13	6	7	8	5	5	2	6	6	3	4	-	2	5	6	4	2	1	-	471	106.5	8/12	vs. Iowa	T. Duffey	Solo	▼ 3	63		
24 Nate Eaton	12	9	3	7	5	5	3	4	8	3	1	-	-	4	5	3	4	-	-	422	107.3	8/27	vs. St. Paul	M. Boyle	3-Run	▲ 7	30		
19 CJ Alexander	12	5	7	12	-	7	2	3	8	3	1	-	2	3	1	-	2	4	5	422	109.9	8/4	@ Louisville	R. Nutof	Solo	▼ 8	41		
17 Angelo Castellano	11	8	3	9	2	2	2	7	5	6	-	-	2	3	9	2	-	-	-	401	102.8	9/5	@ Iowa	S. Reyes	Solo	▲ 3	4		
Brewer Hicklen	8	5	3	6	2	3	2	3	4	3	1	-	-	2	3	3	1	1	-	443	109.5	7/30	@ Columbus	P. Battenfield	Solo	▲ 2	16		
Adeiny Hechavarria	6	4	2	6	-	3	1	2	3	1	1	1	1	2	-	2	2	1	1	433	103.4	8/9	vs. Iowa	K. Thompson	Solo	▼ 8	8		
0 Samad Taylor	6	3	3	2	4	3	1	2	3	2	1	-	-	2	1	1	2	2	-	422	104.5	6/14	vs. Columbus	G. Williams	Solo	▼ 7	62		
34 Devin Mann	5	3	2	5	-	2	1	2	4	1	-	-	1	1	2	2	1	-	-	415	105.7	9/5	@ Iowa	C. Clarke	Solo	▲ 5	2		
Freddy Fermin	5	2	3	3	2	1	2	2	1	2	1	1	-	-	2	-	2	1	-	428	105.9	4/30	@ Nashville	R. Gasser	Solo	▲ 5	2		
8 Bubba Thompson	4	3	1	3	1	2	-	2	1	2	1	-	-	1	1	-	3	-	-	435	102.6	9/5	@ Iowa	E. Uceta	3-Run	▲ 7	0		
25 Nick Pratto	4	4	-	3	1	1	2	1	1	2	1	-	2	1	-	-	1	-	3	399	103.5	9/1	vs. Louisville	L. Stoudt	3-Run	▼ 5	17		
7 John Rave	4	2	2	-	4	1	-	3	3	-	1	-	-	1	1	1	-	2	-	406	101.9	7/28	@ Columbus	R. Labaut	Solo	▲ 6	61		
Tucker Bradley	4	3	1	3	1	2	-	2	1	3	-	-	-	1	-	1	-	1	2	392	106.3	7/14	vs. Indianapolis	K. Emanuel	Solo	▼ 5	51		
Johan Camargo	4	2	2	4	-	2	1	1	3	1	-	-	-	3	1	-	1	2	-	426	107.6	6/14	vs. Columbus	G. Williams	Solo	▼ 4	2		
Jakson Reetz	4	3	1	1	3	1	2	1	2	1	-	1	-	2	4	-	-	-	-	426	104.4	5/21	vs. Toledo	B. Bristo	Solo	▼ 7	36		
6 Clay Dungan	3	2	1	3	-	3	-	-	3	-	-	-	1	1	-	-	-	2	1	399	107.5	9/3	vs. Louisville	C. Roa	Solo	▼ 1	9		
Edward Olivares	3	2	1	2	1	1	1	1	1	2	-	-	1	1	-	-	-	-	3	364	98.1	8/27	vs. St. Paul	A. Brice	Solo	▲ 9	15		
60 José Briceño	3	1	2	3	-	-	1	2	2	1	-	-	1	-	3	-	-	-	-	401	104.7	8/17	@ Toledo	M. Diaz	2-Run	▼ 5	7		
Jermaine Palacios	3	2	1	2	1	2	-	1	1	2	-	-	-	1	2	1	-	-	-	409	101.9	7/20	vs. St. Paul	R. Henriquez	Solo	▲ 4	5		
Dairon Blanco	3	-	3	3	-	1	1	1	3	-	-	-	-	1	1	1	1	-	-	455	105.2	5/23	@ St. Paul	S.Woods Richardson	Solo	▼ 8	75		
Kyle Isbel	2	1	1	2	-	1	1	1	2	-	-	-	-	2	-	-	1	-	1	406	104.3	6/23	@ Rochester	J. Adon	Solo	▼ 6	11		
Drew Waters	2	2	-	2	-	1	1	-	1	1	-	-	-	1	-	1	-	1	-	408	108.7	5/21	vs. Toledo	A. Goudeau	2-Run	▼ 1	12		
Matt Beaty	1	-	1	1	-	-	1	-	1	-	-	-	-	1	-	-	-	1	-	376	101.2	7/30	@ Columbus	P. Battenfield	Solo	▲ 1	3		
Franmil Reyes	1	1	-	-	1	-	-	1	-	1	-	-	-	-	-	1	-	-	-	389	100.8	5/7	vs. Louisville	A. Abbott	2-Run	▼ 5	1		
Maikel Garcia	1	1	-	1	-	-	1	-	1	-	-	-	-	1	-	-	-	-	1	349	94.3	4/4	vs. Toledo	A. Faedo	Solo	▼ 1	94		
151		88	63	107	44	65	34	52	86	46	16	3	16	44	57	29	27	20	18										

INNING DISTRIBUTION

1st Inning	2nd Inning	3rd Inning	4th Inning	5th Inning	6th Inning	7th Inning	8th Inning	9th Inning	10th Inning	11th Inning
20	19	24	20	21	15	13	10	9	-	-

NOTABLE STORM CHASERS HOME RUNS

BACK-TO-BACK HOMERS (2)		2-HOMER GAMES (6)		3-HOMER GAMES (0)		GRAND SLAMS (3)	
PLAYERS	DATE/OPPONENT (INN.)	PLAYER (CAREER NO.)	DATE/OPPONENT	PLAYER (CAREER NO.)	DATE/OPPONENT	PLAYER (CAREER NO.)	DATE/OPPONENT (INN.)
Tyler Gentry & Logan Porter	4/5 vs. Toledo (6th)	Logan Porter (3rd)	4/5 vs. Toledo			Jakson Reetz (1st)	4/1 @ Indianapolis (5th)
Logan Porter & Angelo Castellano	9/5 @ Iowa (3rd)	Freddy Fermin (4th)	4/8 vs. Toledo			Freddy Fermin (3rd)	4/8 vs. Toledo (3rd)
		Drew Waters (3rd)	5/21 vs. Toledo			Adeiny Hechavarria (3rd)	6/22 @ Rochester (4th)
		Nate Eaton (3rd)	6/17 vs. Columbus				
		Brewer Hicklen (9th)	7/14 vs. Indianapolis				
		Nick Pratto (4th)	9/1 vs. Louisville				
LEADOFF HOMERS (4)		INSIDE-THE PARK HOMERS (1)		PINCH-HIT HOMERS (0)		WALK-OFF HOMERS (0)	
PLAYER (CAREER NO.)	DATE/OPPONENT	PLAYER (CAREER NO.)	DATE/OPPONENT (INN.)	PLAYER (CAREER NO.)	DATE/OPPONENT (INN.)	PLAYER	DATE/OPPONENT
Samad Taylor (1st)	6/14 vs. Columbus	John Rave (1)	6/18 vs. Columbus (3rd)				
Nate Eaton (1st)	6/17 vs. Columbus						
Clay Dungan (5th)	8/12 vs. Iowa						
Clay Dungan (6th)	9/3 vs. Louisville						

HOME RUN SITUATION	# OF	DATE OF LAST	BATTER ('23 HR #)	PITCHER	COUNT	RUNNERS ON	OUTS	INNING	SCORE @ HR	FINAL
GO-AHEAD HOME RUN	44	September 5 @ Iowa	Angelo Castellano (11)	Samuel Reyes	1-2	0	0	▲ 3	2-1	W, 10-9
GAME-TYING HOME RUN	16	September 5 @ Iowa	Logan Porter (13)	Samuel Reyes	1-0	0	0	▲ 3	1-1	W, 10-9

NOTABLE OPPOSING HOME RUNS

BACK-TO-BACK HOMERS (6)		2-HOMER GAMES (10)		3-HOMER GAMES (1)		GRAND SLAMS (8)	
PLAYERS	DATE/OPPONENT (INN.)	PLAYER (CAREER NO.)	DATE/OPPONENT	PLAYER (CAREER NO.)	DATE/OPPONENT	PLAYER	DATE/OPPONENT (INN.)
Encarnacion-Strand & Benson	5/4 vs. Louisville (1st)	Kole Calhoun (12th)	5/9 @ Scranton/WB	Christian Encarnacion-Strand (1)	5/4 vs. Louisville	Andy Ibañez	4/6 vs. Toledo (3rd)
Jordan Walker & Moisés Gómez	5/31 vs. Memphis (6th)	Jermaine Palacios (5th)	5/17 vs. Toledo			Andrés Chaparro	5/9 @ Scranton/WB (7th)
Travis Blankenhorn & Matt Adams	6/22 @ Rochester (4th)	Moisés Gómez (7th)	5/31 vs. Memphis			Jair Camargo	5/28 @ St. Paul (7th)
P.J. Higgins & Matt Mervis	8/9 vs. Iowa (1st)	Liover Peguero (5th)	7/14 vs. Indianapolis			Jesús Aguilar	7/5 @ Gwinnett (3rd)
Matt Mervis & David Bote	8/11 vs. Iowa (7th)	Chase Strumpf (1st)	8/9 vs. Iowa			Joshua Fuentes	7/6 @ Gwinnett (4th)
Andrew Stevenson & Austin Martin	8/22 vs. St. Paul (1st)	Luis Vazquez (2nd)	8/9 vs. Iowa			Endy Rodríguez	7/14 vs. Indianapolis (3rd)
		Tyler Nevin (1st)	8/16 @ Toledo			Chase Strumpf	8/9 vs. Iowa (8th)
		Hernán Pérez (3rd)	8/25 vs. Toledo			Pete Crow-Armstrong	9/5 @ Iowa (9th)
		Henry Ramos (7th)	9/1 vs. Louisville				
		Jared Young (5th)	9/5 @ Iowa				
LEADOFF HOMERS (7)		INSIDE-THE PARK HOMERS (0)		PINCH-HIT HOMERS (0)		WALK-OFF HOMERS (2)	
PLAYER	DATE/OPPONENT	PLAYER	DATE/OPPONENT (INN.)	PLAYER	DATE/OPPONENT (INN.)	PLAYER	DATE/OPPONENT
Christopher Morel	4/14 @ Iowa					Michael Hermosillo	5/10 @ Scranton/WB
Forrest Wall	4/19 vs. Gwinnett					Ben Rortvedt	5/13 @ Scranton/WB
Michael Siani	5/3 vs. Louisville						
Michael Siani	5/5 vs. Louisville						
Nick Gonzales	6/9 @ Indianapolis						
Andrew Stevenson	8/22 vs. St. Paul						
Jacob Hurtubise	9/1 vs. Louisville						

HR #	PLAYER (SEASON #)	GM # - DATE	OPPONENT	PITCHER	PITCH TYPE	DIRECTION	ON BASE	INNING	OUTS	COUNT	SCORE	FINAL	DISTANCE	EXIT VELO	LAUNCH ANGLE
1.	Logan Porter (1)	2 - April 1	@ Indianapolis	Caleb Smith (L)	4-seam FB	LF	0	▲4	1	2-2	3-0	W, 12-1	417 ft	106.6 mph	32°
2.	Jakson Reetz (1)	2 - April 1	@ Indianapolis	Caleb Smith (L)	Slider	LF	3	▲5	2	2-1	8-0	W, 12-1	408 ft	103.9 mph	25°
3.	Dairon Blanco (1)	3 - April 2	@ Indianapolis	Mike Burrows	4-seam FB	LCF	0	▲5	2	3-2	1-3	W, 8-3	411 ft	105.2 mph	23°
4.	Samad Taylor (1)	3 - April 2	@ Indianapolis	J.C. Flowers	4-seam FB	LF	0	▲8	0	2-1	2-3	W, 8-3	334 ft	104.5 mph	22°
5.	Nick Loftin (1)	3 - April 2	@ Indianapolis	Daniel Zamora (L)	4-seam FB	LF	2	▲8	1	1-2	5-3	W, 8-3	362 ft	97.2 mph	29°
6.	Maikel Garcia (1)	4 - April 4	vs. Toledo	Alex Faedo	4-seam FB	RF	0	▼1	1	2-1	1-0	L, 9-2	349 ft	94.3 mph	35°
7.	Tyler Gentry (1)	5 - April 5	vs. Toledo	Tyler Holton (L)	Cutter	CF	2	▼6	0	2-0	3-1	L, 7-6	417 ft	106.5 mph	27°
8.	Logan Porter (2)	5 - April 5	vs. Toledo	Tyler Holton (L)	Slider	LF	0	▼6	0	3-1	4-1	L, 7-6	346 ft	103.3 mph	37°
9.	Logan Porter (3)	5 - April 5	vs. Toledo	Matt Wisler	4-seam FB	RCF	0	▼8	0	2-2	5-6	L, 7-6	364 ft	94.7 mph	34°
10.	Nick Loftin (2)	6 - April 6	vs. Toledo	Brenan Haniffee	Slider	LCF	0	▼2	0	2-2	1-1	L, 8-5	401 ft	101.8 mph	32°
11.	CJ Alexander (1)	6 - April 6	vs. Toledo	Brenan Haniffee	Sinker	CF	0	▼4	1	2-2	3-6	L, 8-5	409 ft	101.1 mph	35°
12.	Logan Porter (4)	7 - April 7	vs. Toledo	Reese Olson	4-seam FB	LF	0	▼3	0	3-2	5-2	W, 9-4	395 ft	104.3 mph	45°
13.	Freddy Fermin (1)	8 - April 8	vs. Toledo	Will Vest	Slider	CF	3	▼3	2	0-0	6-1	W, 13-8	401 ft	102.1 mph	42°
14.	Angelo Castellano (1)	8 - April 8	vs. Toledo	Will Vest	4-seam FB	LCF	1	▼4	0	2-0	8-1	W, 13-8	401 ft	102.8 mph	33°
15.	Freddy Fermin (2)	8 - April 8	vs. Toledo	Ashton Goudeau	Changeup	CF	1	▼5	0	1-1	10-1	W, 13-8	428 ft	105.9 mph	28°
16.	CJ Alexander (2)	8 - April 8	vs. Toledo	Ashton Goudeau	Changeup	LF	0	▼7	0	1-0	11-8	W, 13-8	351 ft	92.4 mph	43°
17.	Angelo Castellano (2)	9 - April 9	vs. Toledo	Alex Faedo	4-seam FB	LF	0	▼3	1	0-0	1-0	L, 8-2	373 ft	98.0 mph	25°
18.	Samad Taylor (2)	10 - April 11	@ Iowa	Roenis Elias (L)	4-seam FB	CF	2	▲5	2	0-2	3-9	L, 9-6	405 ft	100.9 mph	25°
19.	Freddy Fermin (3)	10 - April 11	@ Iowa	Brandon Hughes (L)	4-seam FB	LF	1	▲6	2	0-1	6-9	L, 9-6	398 ft	100.3 mph	33°
20.	CJ Alexander (3)	11 - April 12	@ Iowa	Riley Thompson	Changeup	RF	0	▲2	0	1-0	2-1	W, 10-6	394 ft	104.3 mph	24°
21.	Tyler Gentry (2)	11 - April 12	@ Iowa	Riley Thompson	Slider	LF	0	▲3	2	1-2	3-1	W, 10-6	393 ft	103.3 mph	26°
22.	Tucker Bradley (1)	11 - April 12	@ Iowa	Rowan Wick	4-seam FB	RCF	1	▲6	2	1-1	7-3	W, 10-6	392 ft	98.2 mph	29°
23.	Nick Loftin (3)	11 - April 12	@ Iowa	Anthony Kay (L)	Slider	CF	0	▲8	0	2-1	8-6	W, 10-6	420 ft	104.3 mph	28°
24.	Nick Loftin (4)	12 - April 13	@ Iowa	Nick Neidert	4-seam FB	LF	0	▲4	2	3-2	1-11	L, 14-1	370 ft	100.4 mph	38°
25.	Nick Pratto (1)	15 - April 19	vs. Gwinnett	Beau Burrows	Slider	CF	0	▼2	0	1-2	1-1	L, 6-2	399 ft	100.2 mph	26°
26.	Logan Porter (5)	15 - April 19	vs. Gwinnett	Beau Burrows	Slider	LF	0	▼4	1	1-2	2-3	L, 6-2	350 ft	94.9 mph	50°
27.	CJ Alexander (4)	17 - April 21	vs. Gwinnett	Allan Winans	Changeup	RF	0	▼2	2	0-0	1-1	L, 7-3	395 ft	96.2 mph	37°
28.	Nick Pratto (2)	18 - April 22	vs. Gwinnett	Dylan Dodd (L)	Changeup	RF	1	▼1	2	3-1	2-0	L, 5-2	350 ft	88.4 mph	39°
29.	Nate Eaton (1)	22 - April 27	@ Nashville	Janson Junk	Sweeper	LF	0	▲2	2	2-2	1-0	W, 2-1	403 ft	103.0 mph	32°
30.	Freddy Fermin (4)	24 - April 29	@ Nashville	Robert Stock	4-seam FB	RCF	2	▲1	1	3-1	4-0	L, 6-5 (10)	381 ft	104.3 mph	23°
31.	Tyler Gentry (3)	25 - April 30	@ Nashville	Robert Gasser (L)	4-seam FB	LF	1	▲3	2	1-0	2-1	W, 10-6	391 ft	100.6 mph	33°
32.	Logan Porter (6)	25 - April 30	@ Nashville	Robert Gasser (L)	Slider	LF	0	▲4	0	2-1	3-1	W, 10-6	389 ft	102.3 mph	29°
33.	Freddy Fermin (5)	25 - April 30	@ Nashville	Robert Gasser (L)	Changeup	LF	0	▲5	1	2-0	5-1	W, 10-6	368 ft	94.8 mph	35°
34.	Nick Loftin (5)	28 - May 4	vs. Louisville	Silvino Bracho	Slider	LF	0	▼7	0	0-0	8-11	L, 12-10	365 ft	101.1 mph	19°
35.	Jakson Reetz (2)	29 - May 5	vs. Louisville	Brandon Williamson (L)	4-seam FB	LF	1	▼2	1	0-0	2-1	W, 6-2	346 ft	100.2 mph	27°
36.	Nick Loftin (6)	29 - May 5	vs. Louisville	Brandon Williamson (L)	Slider	CF	0	▼6	0	0-0	3-1	W, 6-2	395 ft	105.6 mph	24°
37.	Angelo Castellano (3)	30 - May 6	vs. Louisville	Ryan Nutof	Curveball	LF	1	▼7	2	2-2	8-8	W, 11-9	376 ft	95.2 mph	29°
38.	Jakson Reetz (3)	31 - May 7	vs. Louisville	Andrew Abbott (L)	Changeup	LF	0	▼4	1	2-0	1-0	L, 4-3	426 ft	104.4 mph	32°
39.	Franmil Reyes (1)	31 - May 7	vs. Louisville	Andrew Abbott (L)	Curveball	LCF	1	▼5	2	3-2	3-0	L, 4-3	389 ft	100.8 mph	29°
40.	Clay Dungan (1)	32 - May 9	@ Scranton/WB	Mitch Spence	4-seam FB	RCF	0	▲3	0	1-0	2-2	L, 14-2	388 ft	104.0 mph	28°
41.	Dairon Blanco (2)	33 - May 10	@ Scranton/WB	Luis Severino	Changeup	LF	0	▲3	0	0-1	1-1	L, 4-3	377 ft	99.6 mph	24°
42.	CJ Alexander (5)	34 - May 11	@ Scranton/WB	Colten Brewer	Slider	CF	0	▲9	0	1-1	3-1	W, 4-3 (11)	422 ft	106.4 mph	23°
43.	CJ Alexander (6)	36 - May 13	@ Scranton/WB	Greg Weissert	Sweeper	RF	0	▲6	1	0-0	4-3	L, 8-6	377 ft	102.7 mph	39°
44.	CJ Alexander (7)	37 - May 14	@ Scranton/WB	Mitch Spence	4-seam FB	RCF	0	▲2	0	3-2	1-1	W, 6-3	416 ft	109.9 mph	24°
45.	Brewer Hicklen (1)	37 - May 14	@ Scranton/WB	D.J. Snelten (L)	Changeup	LF	0	▲9	0	2-1	4-3	W, 6-3	344 ft	109.5 mph	25°
46.	Samad Taylor (3)	37 - May 14	@ Scranton/WB	D.J. Snelten (L)	4-seam FB	RCF	1	▲9	2	3-1	6-3	W, 6-3	346 ft	95.2 mph	29°
47.	Samad Taylor (4)	39 - May 17	vs. Toledo	Zach Logue (L)	4-seam FB	RCF	1	▼1	0	0-1	2-1	W, 16-8	372 ft	100.0 mph	30°
48.	Logan Porter (7)	39 - May 17	vs. Toledo	Zach Logue (L)	4-seam FB	LF	1	▼1	0	0-0	4-1	W, 16-8	401 ft	102.3 mph	38°
49.	Angelo Castellano (4)	39 - May 17	vs. Toledo	Miguel Del Pozo (L)	4-seam FB	LF	1	▼5	2	1-0	10-5	W, 16-8	385 ft	99.2 mph	26°
50.	Brewer Hicklen (2)	40 - May 18	vs. Toledo	Miguel Diaz	Sinker	LCF	2	▼8	0	2-0	9-0	W, 9-0	443 ft	108.4 mph	32°
51.	Drew Waters (1)	43 - May 21	vs. Toledo	Ashton Goudeau	4-seam FB	RCF	0	▼3	0	1-1	1-2	W, 8-4	408 ft	108.7 mph	29°
52.	Drew Waters (2)	43 - May 21	vs. Toledo	Ashton Goudeau	Changeup	LCF	1	▼4	1	2-0	4-3	W, 8-4	366 ft	99.5 mph	32°
53.	Tucker Bradley (2)	43 - May 21	vs. Toledo	Seth Elledge	Sinker	LCF	1	▼6	0	1-1	6-4	W, 8-4	388 ft	100.5 mph	28°
54.	Jakson Reetz (4)	43 - May 21	vs. Toledo	Braden Bristo	Sweeper	LF	0	▼7	0	2-1	8-4	W, 8-4	412 ft	104.1 mph	36°
55.	Dairon Blanco (3)	44 - May 23	@ St. Paul	Simeon Woods Richardson	4-seam FB	CF	0	▲4	1	1-1	4-0	W, 6-1	455 ft	104.5 mph	28°
56.	Nick Loftin (7)	45 - May 24	@ St. Paul	Brent Headrick (L)	Changeup	LF	2	▲3	1	2-2	3-5	L, 6-5	433 ft	103.7 mph	24°
57.	Nick Loftin (8)	46 - May 25	@ St. Paul	Cody Lawersyson	Sweeper	LF	2	▲7	0	1-2	4-4	L, 8-6	357 ft	97.3 mph	22°
58.	Johan Camargo (1)	48 - May 27	@ St. Paul	Randy Dobnak	Changeup	CF	0	▲5	0	1-2	1-3	L, 14-1	426 ft	102.2 mph	26°
59.	Nick Loftin (9)	50 - May 30	vs. Memphis	Jake Woodford	Curveball	LF	1	▼1	2	0-0	2-1	W, 7-6	370 ft	91.0 mph	29°
60.	Tyler Gentry (4)	50 - May 30	vs. Memphis	Connor Thomas (L)	Slider	LCF	1	▼3	0	2-1	4-1	W, 7-6	471 ft	103.6 mph	27°
61.	Johan Camargo (2)	52 - June 1	vs. Memphis	Dakota Hudson	Slider	RCF	1	▼4	2	0-2	2-1	L, 12-6	393 ft	98.2 mph	31°
62.	Brewer Hicklen (3)	52 - June 1	vs. Memphis	Ryan Loutos	Sinker	CF	0	▼7	0	1-0	4-10	L, 12-6	425 ft	105.8 mph	33°
63.	CJ Alexander (8)	52 - June 1	vs. Memphis	Ryan Loutos	Cutter	RCF	1	▼8	0	2-2	5-12	L, 12-6	400 ft	102.8 mph	30°
64.	Nate Eaton (2)	53 - June 2	vs. Memphis	Tommy Parsons	4-seam FB	LF	0	▼1	1	0-0	1-0	W, 10-9 (10)	330 ft	103.3 mph	46°
65.	Johan Camargo (3)	56 - June 6	@ Indianapolis	Yerry De Los Santos	Sinker	RCF	0	▲9	0	3-1	3-2	W, 4-2	399 ft	107.6 mph	22°
66.	CJ Alexander (9)	57 - June 7	@ Indianapolis	Quinn Priester	Curveball	RCF	2	▲2	0	1-2	3-2	W, 9-7	404 ft	101.3 mph	34°
67.	CJ Alexander (10)	58 - June 8	@ Indianapolis	Eli Villalobos	4-seam FB	RCF	1	▲7	2	2-1	14-7	W, 15-7	408 ft	108.5 mph	35°
68.	Brewer Hicklen (4)	59 - June 9	@ Indianapolis	Kent Emanuel (L)	Sinker	RCF	1	▲4	1	1-1	5-1	W, 6-2	410 ft	106.9 mph	26°
69.	Tyler Gentry (5)	60 - June 10	@ Indianapolis	Hunter Stratton	Slider	LF	2	▲5	2	0-2	3-2	W, 9-5	431 ft	106.0 mph	28°
70.	Samad Taylor (5)	61 - June 13	vs. Columbus	Joey Cantillo (L)	4-seam FB	LCF	0	▼6	1	1-1	1-2	W, 6-5	395 ft	102.4 mph	27°
71.	Brewer Hicklen (5)	61 - June 13	vs. Columbus	Michael Kelly	Slider	LF	1	▼8	2	2-1	6-5	W, 6-5	422 ft	108.1 mph	28°
72.	Samad Taylor (6)	62 - June 14	vs. Columbus	Gavin Williams	4-seam FB	CF	0	▼1	0	2-1	1-0	W, 6-1	422 ft	104.5 mph	27°
73.	Johan Camargo (4)	62 - June 14	vs. Columbus	Gavin Williams	4-seam FB	LF	0	▼4	1	0-2	2-1	W, 6-1	324 ft	90.8 mph	34°
74.	Tyler Gentry (6)	62 - June 14	vs. Columbus	Caleb Simpson	4-seam FB	LCF	1	▼7	2	0-1	6-1	W, 6-1	388 ft	101.2 mph	24°
75.	Kyle Isbel (1)	64 - June 16	vs. Columbus	Thomas Ponticelli	Sweeper	CF	0	▼1	1	1-0	1-1	W, 4-1	406 ft	104.3 mph	23°
76.	Nate Eaton (3)	65 - June 17	vs. Columbus	Jhon Romero	4-seam FB	CF	0	▼1	0	0-0	1-0	W, 13-4	412 ft	103.0 mph	33°
77.	Nate Eaton (4)	65 - June 17	vs. Columbus	Caleb Baragar (L)	4-seam FB	LF	0	▼3	0	2-2	2-0	W, 13-4	410 ft	103.8 mph	37°
78.	Jermaine Palacios (1)	66 - June 18	vs. Columbus	Joey Cantillo (L)	Changeup	LCF	1	▼2	2	1-1	2-0	W, 6-4	409 ft	101.9 mph	29°
79.	John Rave (1)	66 - June 18	vs. Columbus	Joey Cantillo (L)	4-seam FB	LCF	2	▼3	2	1-2	6-1	W, 6-4	ITP	96.5 mph	26°
80.	Adeiny Hechavarria (1)	69 - June 22	@ Rochester	Tommy Romero	4-seam FB	LCF	3	▲4	2	3-0	4-2	W, 8-4	411 ft	100.5 mph	29°
81.	Kyle Isbel (2)	70 - June 23	@ Rochester	Joan Adon	4-seam FB	RF	0	▲4	0	3-2	1-0	W, 4-2	375 ft	102.8 mph	32°
82.	John Rave (2)	71 - June 24	@ Rochester	Anthony Banda (L)	Slider	RCF	0	▲4	2	1-1	1-0	L, 3-2	406 ft	101.9 mph	24°

HR #	PLAYER (SEASON #)	GM # - DATE	OPPONENT	PITCHER	PITCH TYPE	DIRECTION	ON BASE	INNING	OUTS	COUNT	SCORE	FINAL	DISTANCE	EXIT VELO	LAUNCH ANGLE
83.	Adeiny Hechavarria (2)	74 - June 29	vs. Iowa	Riley Thompson	4-seam FB	LCF	0	▼2	1	1-1	1-2	W, 8-3	387 ft	97.1 mph	36°
84.	Angelo Castellano (5)	74 - June 29	vs. Iowa	Riley Thompson	Sinker	LF	1	▼2	1	0-0	3-2	W, 8-3	396 ft	99.6 mph	30°
85.	John Rave (3)	74 - June 29	vs. Iowa	Brendon Little (L)	Sinker	LF	0	▼7	2	3-1	8-2	W, 8-3	366 ft	98.0 mph	32°
86.	Tucker Bradley (3)	76 - July 2 (G1)	vs. Iowa	Chris Clarke	Slider	RF	1	▼3	2	1-0	5-1	W, 11-1 (7)	355 ft	90.5 mph	36°
87.	Angelo Castellano (6)	76 - July 2 (G1)	vs. Iowa	Rowan Wick	4-seam FB	LF	0	▼5	2	1-2	8-1	W, 11-1 (7)	385 ft	102.5 mph	21°
88.	Nate Eaton (5)	77 - July 2 (G2)	vs. Iowa	Nick Neidert	Curveball	CF	0	▼4	2	0-0	2-1	L, 6-2 (7)	422 ft	103.0 mph	28°
89.	Tyler Gentry (7)	78 - July 3	vs. Iowa	Ben Brown	Slider	LF	0	▼4	1	2-2	2-4	L, 7-6	352 ft	98.7 mph	22°
90.	Logan Porter (8)	80 - July 5	@ Gwinnett	Justus Sheffield (L)	Sinker	LF	0	▲3	0	0-0	4-1	L, 8-7 (10)	383 ft	97.8 mph	40°
91.	Nate Eaton (6)	80 - July 5	@ Gwinnett	Nick Margevicius (L)	Changeup	CF	1	▲1	1	2-1	3-1	L, 9-6	417 ft	101.3 mph	32°
92.	Tyler Gentry (8)	80 - July 5	@ Gwinnett	Dereck Rodriguez	4-seam FB	LCF	2	▲6	2	2-0	6-7	L, 9-6	410 ft	104.3 mph	24°
93.	Logan Porter (9)	82 - July 7	@ Gwinnett	Jared Shuster (L)	Changeup	LCF	0	▲1	2	2-1	1-0	W, 7-1	400 ft	103.6 mph	26°
94.	Jermaine Palacios (2)	82 - July 7	@ Gwinnett	Matt Swarmer	Slider	LF	1	▲6	0	1-2	4-1	W, 7-1	357 ft	95.3 mph	28°
95.	Brewer Hicklen (5)	84 - July 14	vs. Indianapolis	Wil Crowe	-	LCF	0	▼2	1	0-0	2-10	L, 13-5	441 ft	-	-
96.	Tucker Bradley (4)	84 - July 14	vs. Indianapolis	Kent Emanuel (L)	Sinker	RF	0	▼5	0	2-0	3-11	L, 13-5	415 ft	106.3 mph	33°
97.	Brewer Hicklen (6)	84 - July 14	vs. Indianapolis	Juan Minaya	Slider	LCF	1	▼9	2	0-0	5-13	L, 13-5	428 ft	108.5 mph	26°
98.	Tyler Gentry (9)	85 - July 15	vs. Indianapolis	Cam Alldred (L)	Slider	LF	2	▼2	1	0-2	3-0	W, 8-3	355 ft	97.1 mph	23°
99.	Logan Porter (10)	85 - July 15	vs. Indianapolis	Jose Hernandez (L)	4-seam FB	LCF	1	▼3	1	2-1	5-1	W, 8-3	382 ft	97.7 mph	29°
100.	CJ Alexander (11)	85 - July 15	vs. Indianapolis	Hunter Stratton	Cutter	RF	1	▼7	2	1-2	8-2	W, 8-3	382 ft	97.2 mph	37°
101.	Adeiny Hechavarria (3)	86 - July 16	vs. Indianapolis	Jared Jones	4-seam FB	RCF	2	▼4	2	3-1	3-3	L, 11-4	396 ft	99.3 mph	35°
102.	Nate Eaton (7)	86 - July 16	vs. Indianapolis	Kyle Nicolas	4-seam FB	CF	0	▼6	0	0-0	4-10	L, 11-4	413 ft	101.9 mph	29°
103.	Nate Eaton (8)	88 - July 19	vs. St. Paul	Aaron Sanchez	Changeup	LCF	1	▼9	1	2-0	4-9	L, 9-4	396 ft	104.1 mph	37°
104.	Jermaine Palacios (3)	89 - July 20	vs. St. Paul	Ronny Henriquez	4-seam FB	LF	0	▼5	0	2-0	2-0	L, 6-5	364 ft	96.0 mph	30°
105.	Nick Loftin (10)	95 - July 28	@ Columbus	Thomas Ponticelli	Slider	LCF	0	▲1	2	0-0	1-0	W, 7-6	407 ft	101.6 mph	26°
106.	Nate Eaton (9)	95 - July 28	@ Columbus	Thomas Ponticelli	Sweeper	LF	1	▲2	0	1-2	3-0	W, 7-6	398 ft	107.3 mph	24°
107.	John Rave (4)	95 - July 28	@ Columbus	Randy Labaut (L)	4-seam FB	RCF	0	▲6	0	0-0	4-2	W, 7-6	377 ft	99.0 mph	28°
108.	Angelo Castellano (7)	95 - July 28	@ Columbus	Jhon Romero	Slider	LF	1	▲6	2	2-2	6-2	W, 7-6	356 ft	99.4 mph	22°
109.	Tyler Gentry (10)	97 - July 29	@ Columbus	Joey Cantillo (L)	4-seam FB	CF	0	▲2	0	3-2	1-0	L, 6-3	399 ft	103.0 mph	24°
110.	Matt Beaty (1)	98 - July 30	@ Columbus	Peyton Battenfield	4-seam FB	RCF	0	▲1	1	1-0	1-0	W, 7-5	376 ft	101.2 mph	23°
111.	Brewer Hicklen (8)	98 - July 30	@ Columbus	Peyton Battenfield	4-seam FB	LF	0	▲2	2	0-1	2-0	W, 7-5	373 ft	96.0 mph	25°
112.	Tyler Gentry (11)	98 - July 30	@ Columbus	Peyton Battenfield	Cutter	RCF	0	▲5	0	0-1	3-1	W, 7-5	370 ft	97.5 mph	26°
113.	Adeiny Hechavarria (4)	98 - July 30	@ Columbus	Peyton Battenfield	4-seam FB	CF	1	▲5	0	0-0	5-1	W, 7-5	433 ft	102.3 mph	26°
114.	Nick Loftin (11)	98 - July 30	@ Columbus	Peyton Battenfield	Cutter	CF	1	▲5	2	1-1	7-1	W, 7-5	400 ft	100.9 mph	24°
115.	José Briceño (1)	102 - August 4	@ Louisville	Levi Stoudt	Slider	LF	0	▲3	1	2-2	1-1	L, 8-3	385 ft	95.8 mph	24°
116.	CJ Alexander (12)	102 - August 4	@ Louisville	Ryan Nutof	Cutter	RF	0	▲7	0	0-0	3-8	L, 8-3	349 ft	101.7 mph	25°
117.	Tyler Gentry (12)	104 - August 6	@ Louisville	Christian Roa	Slider	RF	0	▲3	2	0-2	1-1	L, 5-4	361 ft	99.5 mph	24°
118.	Adeiny Hechavarria (5)	105 - August 8	vs. Iowa	Nick Neidert	4-seam FB	CF	0	▼3	0	1-0	1-0	L, 8-2	413 ft	103.4 mph	22°
119.	Devin Mann (1)	105 - August 8	vs. Iowa	Nick Neidert	Curveball	LF	0	▼6	2	0-0	2-2	L, 8-2	386 ft	103.8 mph	25°
120.	Adeiny Hechavarria (6)	106 - August 9	vs. Iowa	Keegan Thompson	4-seam FB	RF	0	▼8	0	3-2	1-16	L, 20-1	346 ft	95.4 mph	30°
121.	Nate Eaton (10)	107 - August 10	vs. Iowa	Jordan Wicks (L)	Changeup	LCF	0	▼4	2	1-1	1-1	L, 10-3	367 ft	95.0 mph	31°
122.	José Briceño (2)	107 - August 10	vs. Iowa	Chris Clarke	Sinker	LF	0	▼7	2	2-1	2-8	L, 10-3	397 ft	98.0 mph	25°
123.	Nate Eaton (11)	108 - August 11	vs. Iowa	Bailey Horn (L)	Curveball	LCF	0	▼8	0	2-2	3-8	L, 9-4	403 ft	101.1 mph	29°
124.	Clay Dungan (2)	109 - August 12	vs. Iowa	Tyler Duffey	4-seam FB	RF	0	▼1	0	1-0	1-2	L, 7-4	399 ft	107.5 mph	26°
125.	Nick Loftin (12)	109 - August 12	vs. Iowa	Tyler Duffey	4-seam FB	LCF	1	▼3	1	3-2	3-4	L, 7-4	400 ft	98.6 mph	28°
126.	Tyler Gentry (13)	109 - August 12	vs. Iowa	Tyler Duffey	Slider	LCF	0	▼3	2	1-1	4-4	L, 7-4	425 ft	104.1 mph	26°
127.	Edward Olivares (1)	110 - August 15	@ Toledo	Spencer Turnbull	4-seam FB	RF	1	▲1	0	0-1	2-0	W, 11-8	364 ft	98.0 mph	30°
128.	Nick Loftin (13)	111 - August 16	@ Toledo	Keider Montero	Curveball	CF	0	▲3	0	0-0	1-2	L, 8-2	420 ft	104.7 mph	26°
129.	José Briceño (3)	112 - August 17	@ Toledo	Miguel Diaz	Sinker	LF	1	▲9	2	2-1	2-4	L, 4-2	401 ft	104.7 mph	26°
130.	Angelo Castellano (8)	114 - August 19	@ Toledo	Zach Logue (L)	Curveball	LF	0	▲3	2	1-0	1-1	W, 5-3	394 ft	100.2 mph	27°
131.	Devin Mann (2)	114 - August 19	@ Toledo	Rony Garcia	4-seam FB	LCF	0	▲5	0	2-0	5-2	W, 5-3	415 ft	105.7 mph	30°
132.	Bubba Thompson (1)	116 - August 22	vs. St. Paul	Louie Varland	4-seam FB	LF	1	▼2	2	1-1	5-2	W, 14-4	364 ft	92.0 mph	28°
133.	Devin Mann (3)	117 - August 23	vs. St. Paul	Patrick Murphy	4-seam FB	LCF	0	▼4	2	1-2	1-3	L, 6-2	405 ft	98.7 mph	37°
134.	Angelo Castellano (9)	117 - August 23	vs. St. Paul	Patrick Murphy	Curveball	LCF	0	▼5	2	1-2	2-4	L, 6-2	377 ft	97.2 mph	41°
135.	Edward Olivares (2)	117 - August 23	vs. St. Paul	Kody Funderburk (L)	Sinker	RF	1	▼8	2	1-0	4-4	L, 6-2	351 ft	98.1 mph	34°
136.	Nick Loftin (14)	120 - August 26	vs. St. Paul	Randy Dobnak	Slider	LCF	1	▼6	0	1-2	5-2	W, 7-3	380 ft	107.3 mph	19°
137.	Bubba Thompson (2)	121 - August 27	vs. St. Paul	Michael Boyle (L)	4-seam FB	CF	0	▼1	0	0-0	1-0	W, 5-3	435 ft	102.6 mph	29°
138.	Nate Eaton (12)	121 - August 27	vs. St. Paul	Michael Boyle (L)	Slider	LF	2	▼1	2	0-0	4-0	W, 5-3	387 ft	106.1 mph	26°
139.	Edward Olivares (3)	121 - August 27	vs. St. Paul	Austin Brice	Sinker	RF	0	▼5	1	0-0	5-3	W, 5-3	361 ft	97.9 mph	31°
140.	Logan Porter (11)	122 - August 29	vs. Louisville	Christian Roa	4-seam FB	LF	0	▼2	0	3-1	1-3	W, 4-3	414 ft	103.8 mph	29°
141.	Devin Mann (4)	123 - August 30	vs. Louisville	Michael Mariot	4-seam FB	LF	1	▼2	0	0-0	2-0	W, 4-2	370 ft	97.9 mph	27°
142.	Logan Porter (12)	123 - August 30	vs. Louisville	Michael Mariot	Sinker	LF	0	▼5	0	2-1	4-0	W, 4-2	364 ft	95.2 mph	28°
143.	Angelo Castellano (10)	124 - August 31	vs. Louisville	Alan Busenitz	Sweeper	LF	1	▼9	2	0-1	4-5	L, 5-4	372 ft	96.0 mph	26°
144.	Nick Pratto (3)	125 - September 1	vs. Louisville	Randy Wynne	Curveball	RF	1	▼1	1	0-0	2-2	L, 12-7	375 ft	99.0 mph	33°
145.	Nick Pratto (4)	125 - September 1	vs. Louisville	Levi Stoudt	4-seam FB	RF	2	▼5	2	1-2	5-7	L, 12-7	383 ft	103.5 mph	26°
146.	Bubba Thompson (3)	125 - September 1	vs. Louisville	Levi Stoudt	Slider	CF	1	▼9	0	2-2	7-12	L, 12-7	409 ft	99.8 mph	29°
147.	Clay Dungan (3)	127 - September 3	vs. Louisville	Christian Roa	4-seam FB	RCF	0	▼1	0	0-0	1-0	W, 7-1	387 ft	103.8 mph	24°
148.	Logan Porter (13)	128 - September 5	@ Iowa	Samuel Reyes	4-seam FB	RF	0	▲3	0	1-0	1-1	W, 10-9	347 ft	95.1 mph	34°
149.	Angelo Castellano (11)	128 - September 5	@ Iowa	Samuel Reyes	Slider	LF	0	▲3	0	1-2	2-1	W, 10-9	370 ft	96.5 mph	29°
150.	Devin Mann (5)	128 - September 5	@ Iowa	Chris Clarke	4-seam FB	CF	0	▲5	1	2-2	6-2	W, 10-9	415 ft	102.8 mph	26°
151.	Bubba Thompson (4)	128 - September 5	@ Iowa	Edwin Uceta	Sinker	CF	2	▲7	2	2-2	10-2	W, 10-9	400 ft	101.4 mph	25°

														STORM CHASERS				OPPONENT			
GM #	MARCH	OPPONENT	SCORE	RECORD	STANDINGS, DIV	WIN	LOSS	SAVE	TEMP.	1ST PITCH	TIME	ATT.	HOME ATT.	R	H	E	LO	R	H	E	LO
1.	3/31	@ Indianapolis	W, 8-6	1-0	1st +0.5	C. Snider (1-0)	Y. De Los Santos (0-1)	J. Staumont (1)	66°	7:05 PM	2:54	8,095		8	12	0	14	6	11	2	7
														STORM CHASERS				OPPONENT			
GM #	APRIL	OPPONENT	SCORE	RECORD	STANDINGS, DIV	WIN	LOSS	SAVE	TEMP.	1ST PITCH	TIME	ATT.	HOME ATT.	R	H	E	LO	R	H	E	LO
2.	4/1	@ Indianapolis	W, 12-1	2-0	1st +1.0	D. Parrish (1-0)	C. Smith (0-1)	-	42°	1:37 PM	2:26	4,012		12	16	0	11	1	5	2	3
3.	4/2	@ Indianapolis	W, 8-3	3-0	1st +1.0	J. Kowar (1-0)	D. Zamora (0-1)	-	49°	1:36 PM	2:53	4,240		8	12	0	9	3	11	2	10
4.	4/4	TOLEDO	L, 9-2	3-1	2nd -0.5	B. White (1-0)	M. Castillo (0-1)	-	55°	6:42 PM	2:27	3,200	3,200	2	6	0	6	9	12	0	5
5.	4/5	TOLEDO	L, 7-6	3-2	2nd -1.0	T. Holton (1-0)	R. Weiss (0-1)	M. Díaz (2)	35°	12:07 PM	2:40	1,405	4,605	6	8	2	6	7	12	1	9
6.	4/6	TOLEDO	L, 8-5	3-3	3rd -2.0	J. Fry (1-0)	J. Kowar (1-1)	M. Del Pozo (1)	45°	12:06 PM	2:48	1,607	6,212	5	7	1	4	8	10	2	9
7.	4/7	TOLEDO	W, 9-4	4-3	2nd -1.0	J. Heasley (1-0)	R. Olson (0-2)	-	70°	6:35 PM	2:35	1,968	8,180	9	12	0	6	4	9	0	11
8.	4/8	TOLEDO	W, 13-8	5-3	2nd -0.5	M. Martinez (1-0)	M. Lorenzen (0-1)	-	71°	2:05 PM	2:49	2,070	10,250	13	12	3	4	8	13	0	12
9.	4/9	TOLEDO	L, 8-2	5-4	2nd -1.5	T. Holton (2-0)	M. Castillo (0-2)	-	73°	2:11 PM	2:57	2,119	12,369	2	6	3	12	8	13	0	11
10.	4/11	@ Iowa	L, 9-6	5-5	5th -2.5	R. Elias (1-0)	M. Mayers (0-1)	M. Rodriguez (1)	79°	6:38 PM	2:34	3,557		6	10	0	6	9	7	1	6
11.	4/12	@ Iowa	W, 10-6	6-5	5th -1.5	J. Kowar (2-0)	R. Thompson (0-1)	-	77°	12:09 PM	2:26	4,085		10	12	0	5	6	8	0	4
12.	4/13	@ Iowa	L, 14-1	6-6	6th -2.5	N. Neidert (1-1)	J. Heasley (1-1)	-	81°	6:38 PM	2:18	3,647		1	6	1	4	14	15	0	8
13.	4/14	@ Iowa	W, 11-8	7-6	6th -2.0	C. Snider (2-0)	M. Rodriguez (1-1)	N. Wittgren (1)	79°	7:09 PM	3:16	6,257		11	11	2	10	8	11	3	10
	4/15	@ Iowa	PPD/Rain (To be made up April 16)																		
14.	4/16 G1	@ Iowa	Cancelled/Snow																		
15.	4/16 G2	@ Iowa	Cancelled/Snow																		
14.	4/18	GWINNETT	L, 4-1	7-7	5th -3.0	T. Tice (2-0)	J. Kowar (2-2)	Y. Rios (1)	70°	6:39 PM	2:24	1,703	14,072	1	7	1	8	4	6	0	8
15.	4/19	GWINNETT	L, 6-2	7-8	5th -4.0	B. Burrows (1-0)	J. Heasley (1-2)	-	70°	12:05 PM	2:15	6,641	20,713	2	6	0	5	6	10	0	3
16.	4/20	GWINNETT	L, 9-3	7-9	6th -4.5	B. Moran (1-0)	M. Castillo (0-3)	-	56°	6:37 PM	2:47	2,026	22,739	3	3	1	10	9	10	1	5
17.	4/21	GWINNETT	L, 7-3	7-10	7th -6.0	A. Winans (1-2)	E. Sisk (0-1)	-	44°	6:36 PM	3:01	2,041	24,780	3	9	2	9	7	11	0	8
18.	4/22	GWINNETT	L, 5-2	7-11	6th -7.0	D. Dodd (1-0)	A. Núñez (0-1)	Y. Rios (2)	42°	2:06 PM	2:27	3,025	27,805	2	4	1	2	5	10	0	10
19.	4/23	GWINNETT	W, 5-3	8-11	6th -6.0	M. Mayers (1-1)	N. Kingham (0-3)	N. Wittgren (2)	49°	2:06 PM	2:23	2,046	29,851	5	12	3	6	3	8	0	9
20.	4/25	@ Nashville	L, 8-3	8-12	6th -7.0	R. Gasser (1-0)	J. Heasley (1-3)	-	67°	6:39 PM	2:14	4,127		3	5	1	3	8	11	0	6
21.	4/26	@ Nashville	L, 5-0	8-13	7th -8.0	C. Boushley (1-1)	M. Castillo (0-4)	-	68°	6:37 PM	2:27	5,455		0	4	0	5	5	11	1	8
22.	4/27	@ Nashville	W, 2-1	9-13	7th -7.0	A. Cox (1-0)	J. Junk (2-1)	N. Wittgren (3)	61°	7:19 PM	2:28 (:44)	3,507		2	8	0	7	1	6	1	8
23.	4/28	@ Nashville	L, 4-3	9-14	7th -7.0	J. Bukauskas (1-0)	J. Dye (0-1)	-	69°	6:37 PM	2:26	6,707		3	5	1	3	4	7	1	4
24.	4/29	@ Nashville	L, 6-5 (10)	9-15	8th -8.0	L. Erceg (3-0)	E. Sisk (0-2)	-	70°	6:39 PM	2:58	9,833		5	8	0	6	6	13	1	15
25.	4/30	@ Nashville	W, 10-6	10-15	7th -7.0	A. Núñez (1-1)	J. Bukauskas (1-1)	-	61°	3:08 PM	3:00 (7:03)	9,469		10	11	1	9	6	9	3	9
APRIL Hitting Results: .250/.337/.441 (200-for-799), 49 2B, 2 3B, 33 HR, 124 R, 99 BB, 38 SB // APRIL Pitching Results: 9-15, 5.65 ERA (133 ER in 212.0 IP), 3/7 SV, 238 H, 30 HR, 104 BB, 198 K, 1.61 WHIP, .284 AVG																					
														STORM CHASERS				OPPONENT			
GM #	MAY	OPPONENT	SCORE	RECORD	STANDINGS, DIV	WIN	LOSS	SAVE	TEMP.	1ST PITCH	TIME	ATT.	HOME ATT.	R	H	E	LO	R	H	E	LO
26.	5/2	LOUISVILLE	L, 10-4	10-16	8th -8.0	A. Abbott (1-0)	M. Castillo (0-5)	-	57°	12:06 PM	2:57	2,024	31,875	4	6	0	10	10	14	2	8
27.	5/3	LOUISVILLE	L, 7-4	10-17	10th -9.0	B. Lively (4-0)	M. Martinez (1-1)	-	60°	11:07 AM	2:20	3,364	35,239	4	10	1	5	7	11	0	7
28.	5/4	LOUISVILLE	L, 12-10	10-18	10th -9.0	R. Wynne (1-1)	D. Parrish (1-1)	-	77°	6:36 PM	2:45	3,333	38,572	10	11	1	9	12	13	4	4
29.	5/5	LOUISVILLE	W, 6-2	11-18	10th -8.0	M. Mayers (2-1)	B. Williamson (1-4)	J. Kowar (1)	63°	6:36 PM	2:14	5,735	44,307	6	5	0	3	2	7	1	7
30.	5/6	LOUISVILLE	W, 11-9	12-18	8th -7.5	E. Sisk (1-2)	J. Kuhnel (0-1)	J. Cuas (1)	78°	6:37 PM	2:57	3,872	48,179	11	12	0	8	9	13	1	6
31.	5/7	LOUISVILLE	L, 4-3	12-19	9th -7.0	Z. Brown (1-1)	B. Kriske (0-1)	A. Busenitz (3)	82°	2:07 PM	2:46	2,469	50,648	3	8	0	7	4	6	0	8
32.	5/9	@ Scranton/WB	L, 14-2	12-20	9th -8.0	M. Spence (3-2)	D. Parrish (1-2)	-	68°	6:06 PM	2:20	3,053		2	4	1	2	14	18	1	7
33.	5/10	@ Scranton/WB	L, 4-3	12-21	10th -8.5	A. McGarity (3-0)	D. Coleman (0-1)	-	60°	11:05 AM	2:41	5,829		3	5	0	9	4	4	1	6
34.	5/11	@ Scranton/WB	W, 4-3 (11)	13-21	9th -8.5	A. Núñez (2-1)	D. Snelten (0-2)	-	76°	6:37 PM	3:02	3,691		4	4	0	6	3	8	2	10
35.	5/12	@ Scranton/WB	W, 3-2	14-21	9th -8.5	D. Lynch (1-0)	R. Vásquez (0-5)	N. Wittgren (4)	79°	6:35 PM	2:22	4,142		3	8	0	5	2	4	1	6
36.	5/13	@ Scranton/WB	L, 8-6	14-22	10th -9.0	A. McGarity (4-0)	B. Kriske (0-2)	-	76°	4:05 PM	2:32	5,027		6	14	0	6	8	10	0	5
37.	5/14	@ Scranton/WB	W, 6-3	15-22	9th -8.0	J. Dipoto (1-0)	D. Snelten (0-3)	N. Wittgren (5)	75°	1:06 PM	3:02	3,058		6	7	0	6	3	9	1	11
38.	5/16	TOLEDO	L, 9-2	15-23	10th -8.0	H. Hembree (4-1)	J. Heasley (1-4)	-	77°	6:36 PM	2:45	2,001	52,649	2	9	1	15	9	12	0	6
39.	5/17	TOLEDO	W, 16-8	16-23	10th -7.5	W. Pennington (1-0)	Z. Logue (1-3)	-	83°	6:37 PM	2:54	2,218	54,867	16	18	0	8	8	14	2	3
40.	5/18	TOLEDO	W, 9-0	17-23	10th -6.5	A. Cox (2-0)	B. Haniffee (0-3)	-	78°	6:37 PM	2:31	3,529	58,396	9	14	0	8	0	3	0	6
41.	5/19	TOLEDO	W, 9-1	18-23	10th -6.0	A. Núñez (3-1)	A. Bergner (1-1)	-	66°	6:36 PM	2:41	5,058	63,454	9	12	1	9	1	6	1	8
42.	5/20	TOLEDO	L, 4-1	18-24	10th -7.5	R. Olson (2-3)	J. McArthur (0-1)	M. Díaz (7)	75°	6:38 PM	2:47	6,882	70,336	1	2	0	8	4	5	1	8
43.	5/21	TOLEDO	W, 8-4	19-24	10th -6.5	N. Wittgren (1-0)	S. Elledge (0-1)	-	81°	5:07 PM	2:50	3,995	74,331	8	12	0	9	4	15	2	11
44.	5/23	@ St. Paul	W, 6-1	20-24	10th -6.5	D. Lynch (2-0)	S. Woods Richardson (0-5)	-	76°	11:09 AM	2:24	7,436		6	10	0	10	1	6	0	7
45.	5/24	@ St. Paul	L, 6-5	20-25	10th -6.5	O. Ortega (2-0)	B. Kriske (0-3)	-	68°	7:08 PM	3:00	4,222		5	11	1	12	6	9	2	9
46.	5/25	@ St. Paul	L, 8-6	20-26	10th -7.5	R. Henriquez (1-0)	A. Núñez (3-2)	P. Murphy (2)	74°	7:09 PM	2:50	7,218		6	10	3	12	8	10	2	6
47.	5/26	@ St. Paul	W, 6-4	21-26	9th -6.5	D. Parrish (2-2)	C. Sadzeck (1-3)	D. Coleman (1)	77°	7:08 PM	2:59	6,080		6	8	1	8	4	8	1	9
48.	5/27	@ St. Paul	L, 14-1	21-27	9th -7.5	R. Dobnak (2-1)	J. Heasley (1-5)	-	80°	7:10 PM	2:51	6,386		1	6	3	8	14	16	1	10
49.	5/28	@ St. Paul	L, 10-6	21-28	10th -8.5	J. Winder (3-1)	J. Kowar (2-3)	-	82°	5:12 PM	2:28	8,640		6	11	2	4	10	9	1	2
50.	5/30	MEMPHIS	W, 7-6	22-28	9th -8.0	A. Veneziano (1-0)	J. Woodford (0-1)	B. Kriske (1)	82°	7:06 PM	2:32	2,352	76,683	7	12	0	6	6	6	3	8
51.	5/31	MEMPHIS	L, 9-4	22-29	10th -8.5	M. McGreevy (4-0)	A. Cox (2-1)	-	84°	7:06 PM	2:37	5,049	81,732	4	9	2	8	9	11	2	8
MAY Hitting Results: .269/.366/.436 (238-for-885), 53 2B, 7 3B, 27 HR, 148 R, 120 BB, 58 SB // MAY Pitching Results: 12-14, 5.61 ERA (162 ER in 229.1 IP), 6/12 SV, 247 H, 46 HR, 126 BB, 235 K, 1.63 WHIP, .278 AVG																					
														STORM CHASERS				OPPONENT			
GM #	JUNE	OPPONENT	SCORE	RECORD	STANDINGS, DIV	WIN	LOSS	SAVE	TEMP.	1ST PITCH	TIME	ATT.	HOME ATT.	R	H	E	LO	R	H	E	LO
52.	6/1	MEMPHIS	L, 12-6	22-30	10th -9.0	D. Hudson (2-3)	C. Snider (2-1)	-	70°	7:07 PM	3:12	3,685	85,417	6	9	1	8	12	11	0	9
53.	6/2	MEMPHIS	W, 10-9 (10)	23-30	10th -8.5	J. Dipoto (2-0)	J. Walsh (2-1)	-	76°	7:07 PM	3:23	5,206									

GM #	JUNE	OPPONENT	SCORE	RECORD	STANDINGS, LG	WIN	LOSS	SAVE	TEMP.	1ST PITCH	TIME	ATT.	HOME ATT.	STORM CHASERS				OPPONENT			
														R	H	E	LO	R	H	E	LO
73.	6/28	IOWA	L, 9-2	0-1, 38-35	110th -1.0	C. Kilian (5-1)	B. Haniffee (0-3)	-	83°	12:07 PM	2:33	3,776	131,378	2	5	1	5	9	7	0	8
74.	6/29	IOWA	W, 8-3	1-1, 39-x-35	77th -1.0	M. Mayers (3-1)	R. Thompson (2-5)	-	89°	7:09 PM	2:44	5,951	137,329	8	12	0	11	3	3	1	4
75.	6/30	IOWA	L, 6-5	1-2, 39-36	111th -2.0	M. Rodriguez (2-3)	J. Kowar (2-4)	-	82°	7:08 PM	2:52	6,012	143,341	5	9	0	10	6	8	2	5

JUNE Hitting Results: .281/.380/.450 (226-for-804), 55 2B, 3 3B, 25 HR, 152 R, 125 BB, 45 SB // JUNE Pitching Results: 16-6, 4.35 ERA (104 ER in 215.1 IP), 6/11 SV, 187 H, 26 HR, 127 BB, 219 K, 1.46 WHIP, .232 AVG

GM #	JULY	OPPONENT	SCORE	RECORD	STANDINGS, LG	WIN	LOSS	SAVE	TEMP.	1ST PITCH	TIME	ATT.	HOME ATT.	STORM CHASERS				OPPONENT			
														R	H	E	LO	R	H	E	LO
76.	7/1	IOWA	PPD/Rain (Made up July 2, 6-2 loss)																		
77.	7/2 G1	IOWA	W, 11-1 (7)	2-2, 40-36	8th -1.5	J. Bowlan (2-0)	C. Clarke (0-3)	-	84°	2:07 PM	2:20	-	143,341	11	16	0	6	1	4	0	8
78.	7/2 G2	IOWA	L, 6-2 (7)	2-3, 40-37	13th -3.0	N. Neidert (4-3)	C. Ragans (0-1)	-	87°	5:06 PM	1:46	6,764	150,105	2	6	0	3	6	10	0	3
79.	7/3	IOWA	L, 7-6	2-4, 40-38	14th -4.0	B. Brown (4-5)	A. Zerpa (0-1)	M. Rodriguez (10)	88°	7:08 PM	2:41	9,023	159,128	6	5	1	5	7	9	1	5
80.	7/4	@ Gwinnett	L, 3-2	2-5, 40-39	15th -4.0	R. Muñoz (2-2)	J. Kowar (2-5)	G. Holmes (5)	88°	7:07 PM	2:14	10,067		1	3	1	0	3	4	0	6
81.	7/5	@ Gwinnett	L, 8-7 (10)	2-6, 40-40	15th -4.0	B. Burrows (3-2)	B. Kriske (0-4)	-	83°	7:07 PM	3:08	1,811		7	13	1	9	8	10	0	9
82.	7/6	@ Gwinnett	L, 9-6	2-7, 40-41	18th -5.0	N. Margevicius (3-2)	E. Sisk (2-3)	G. Holmes (6)	81°	7:08 PM	2:21	2,761		6	10	1	4	9	6	0	2
83.	7/7	@ Gwinnett	W, 7-1	3-7, 41-41	16th -4.5	C. Ragans (1-1)	J. Shuster (2-2)	J. Bowlan (1)	80°	8:13 PM	2:45 (1:08)	4,515		7	13	0	13	1	7	0	8
83.	7/8	@ Gwinnett	Cancelled/Wet Grounds																		
83.	7/9	@ Gwinnett	L, 8-1	3-8, 41-42	18th -5.5	A. Winans (7-3)	B. Keller (0-2)	-	83°	1:06 PM	2:23	5,129		1	3	1	3	8	8	0	7
84.	7/14	INDIANAPOLIS	L, 13-5	3-9, 41-43	18th -5.5	K. Emanuel (7-3)	A. Zerpa (0-2)	-	82°	7:08 PM	2:49	5,184	164,312	5	12	0	12	13	13	0	9
85.	7/15	INDIANAPOLIS	W, 8-3	4-9, 42-43	18th -5.5	W. Pennington (3-0)	C. Alldred (5-2)	-	85°	7:08 PM	2:35	5,768	170,080	8	8	0	5	3	9	0	9
86.	7/16	INDIANAPOLIS	L, 11-4	4-10, 42-44	18th -6.0	J. Jones (2-1)	B. Keller (0-3)	-	84°	5:06 PM	2:48	5,553	175,633	4	10	0	8	11	14	0	9
87.	7/18	ST. PAUL	W, 1-0	5-10, 43-44	18th -5.0	W. Pennington (4-0)	J. Winder (5-2)	-	65°	12:07 PM	2:00	2,525	178,158	1	5	0	5	0	2	1	4
88.	7/19	ST. PAUL	L, 9-4	5-11, 43-45	18th -6.0	L. Varland (4-0)	J. Bowlan (2-1)	A. Sanchez (1)	79°	7:07 PM	2:49	3,927	182,085	4	7	0	5	9	8	0	14
89.	7/20	ST. PAUL	L, 6-5	5-12, 43-46	18th -7.0	A. Brice (1-1)	S. Cruz (0-1)	P. Murphy (6)	79°	7:06 PM	2:44	5,555	187,640	5	10	0	9	6	10	0	9
90.	7/21	ST. PAUL	W, 5-4	6-12, 44-46	18th -6.5	C. Chamberlain (1-1)	J. Winder (5-3)	-	81°	7:07 PM	2:36	6,598	194,238	5	10	0	9	4	6	1	7
91.	7/22	ST. PAUL	W, 8-5	7-12, 45-46	7th -6.0	W. Klein (1-0)	B. Enlow (2-3)	-	83°	7:07 PM	2:27	5,528	199,766	8	9	0	6	5	9	2	4
92.	7/23	ST. PAUL	W, 3-1	8-12, 46-46	17th -5.0	J. McArthur (1-1)	P. Murphy (5-2)	W. Klein (1)	89°	5:07 PM	2:12	4,877	204,643	3	8	0	7	1	6	0	6
93.	7/25	@ Columbus	L, 10-2	8-13, 46-47	17th -5.5	J. Eickhoff (1-2)	J. Bowlan (2-2)	-	85°	7:06 PM	2:52	11,084		2	5	0	9	10	11	2	8
94.	7/26	@ Columbus	W, 5-2	9-13, 47-47	17th -5.5	W. Pennington (5-0)	C. Smith (2-1)	W. Klein (2)	85°	12:06 PM	2:43	10,100		5	7	1	11	2	6	0	5
95.	7/27	@ Columbus	W, 5-2	10-13, 48-47	17th -4.5	C. Ragans (2-1)	H. Gaddis (1-7)	J. Kowar (2)	88°	7:05 PM	2:53	7,261		5	8	0	10	2	5	2	11
96.	7/28	@ Columbus	W, 7-6	11-13, 49-47	15th -4.0	M. Castillo (3-6)	T. Ponticelli (2-6)	W. Klein (3)	82°	7:05 PM	2:50	7,838		7	8	0	6	6	9	0	4
97.	7/29	@ Columbus	L, 6-3	11-14, 49-48	16th -5.0	P. Diehl (3-1)	A. Veneziano (4-1)	T. Herrin (2)	84°	7:06 PM	2:41	10,100		3	11	0	14	6	8	0	4
98.	7/30	@ Columbus	W, 7-5	12-14, 50-48	15th -5.0	J. Bowlan (3-2)	P. Battenfield (0-3)	-	85°	4:07 PM	2:12	9,008		7	7	1	3	5	8	0	7

JULY Hitting Results: .256/.347/.443 (194-for-757), 42 2B, 6 3B, 29 HR, 113 R, 102 BB, 22 SB // JULY Pitching Results: 11-12, 5.41 ERA (119 ER in 198.0 IP), 5/8 SV, 182 H, 32 HR, 112 BB, 203 K, 1.48 WHIP, .245 AVG

GM #	AUGUST	OPPONENT	SCORE	RECORD	STANDINGS, LG	WIN	LOSS	SAVE	TEMP.	1ST PITCH	TIME	ATT.	HOME ATT.	STORM CHASERS				OPPONENT			
														R	H	E	LO	R	H	E	LO
99.	8/1	@ Louisville	L, 3-2	12-15, 50-49	16th -5.0	T. Santillan (1-1)	W. Klein (1-1)	-	86°	6:38 PM	2:37	4,970		2	4	1	7	3	4	2	8
100.	8/2	@ Louisville	L, 5-4	12-16, 50-50	17th -6.0	A. Busenitz (3-2)	C. Chamberlain (1-2)	-	79°	6:37 PM	2:25	4,023		4	4	3	4	5	6	0	7
101.	8/3	@ Louisville	L, 11-2	12-17, 50-51	17th -6.0	R. Meisinger (1-1)	D. Parrish (4-3)	-	83°	6:36 PM	2:44	4,339		2	5	3	7	11	14	0	12
102.	8/4	@ Louisville	L, 8-3	12-18, 50-52	17th -7.0	L. Stoudt (3-3)	A. Veneziano (4-2)	-	90°	7:17 PM	2:40	4,746		3	8	1	7	8	12	0	9
103.	8/5	@ Louisville	L, 5-1	12-19, 50-53	18th -7.5	V. Gutierrez (1-0)	J. Bowlan (3-3)	-	85°	7:19 PM	2:29	6,673		1	6	2	7	5	10	1	9
104.	8/6	@ Louisville	L, 5-4	12-20, 50-54	18th -8.0	S. Bracho (2-1)	W. Klein (1-2)	-	84°	1:08 PM	2:29	4,802		4	8	0	10	5	9	0	6
105.	8/8	IOWA	L, 8-2	12-21, 50-55	18th -8.0	A. Kay (1-0)	W. Pennington (5-1)	B. Horn (1)	84°	7:06 PM	2:29	3,216	207,859	2	5	2	6	8	7	0	8
106.	8/9	IOWA	L, 20-1	12-22, 50-56	18th -9.0	L. Little (1-0)	D. Parrish (4-4)	-	80°	7:07 PM	2:48	2,760	210,619	1	4	1	4	20	17	0	9
107.	8/10	IOWA	L, 10-3	12-23, 50-57	19th -10.0	C. Clarke (2-4)	W. Pennington (5-2)	-	84°	7:07 PM	2:44	4,994	215,613	3	6	0	8	10	11	1	7
108.	8/11	IOWA	L, 9-4	12-24, 50-58	19th -11.0	A. Kay (2-0)	E. Sisk (2-4)	-	87°	7:07 PM	3:20	7,379	222,992	4	10	1	12	9	13	0	10
109.	8/12	IOWA	L, 7-4	12-25, 50-59	19th -11.0	S. Reyes (1-0)	B. de Geus (0-1)	L. Little (1)	88°	5:35 PM	2:33	9,023	232,015	4	7	1	5	7	9	0	8
110.	8/15	@ Toledo	W, 11-8	13-25, 51-59	19th -10.5	C. Snider (5-1)	J. O'Loughlin (1-5)	-	69°	6:37 PM	2:42	4,837		11	15	1	6	8	15	1	7
111.	8/16	@ Toledo	L, 8-2	13-26, 51-60	19th -11.5	K. Montero (1-1)	D. Parrish (4-5)	-	81°	6:36 PM	2:30	4,594		2	13	0	15	8	10	1	8
112.	8/17	@ Toledo	L, 4-2	13-27, 51-61	19th -12.5	G. Hill (3-1)	A. Veneziano (4-3)	-	69°	6:36 PM	2:16 (1:17)	5,898		2	7	2	7	4	10	0	9
113.	8/18	@ Toledo	L, 5-0	13-28, 51-62	19th -13.5	S. Gipson-Long (1-2)	J. Bowlan (3-4)	-	73°	7:05 PM	2:45	7,034		0	8	0	11	5	10	0	8
114.	8/19	@ Toledo	W, 5-3	14-28, 52-62	19th -13.5	J. McArthur (2-1)	Z. Logue (3-8)	C. Snider (3)	78°	7:06 PM	2:43	8,491		5	7	1	6	3	5	0	7
115.	8/20	@ Toledo	L, 3-0	14-29, 52-63	19th -13.5	J. O'Loughlin (2-5)	A. Hoffmann (0-1)	-	88°	4:05 PM	2:18	7,804		0	1	1	6	3	4	2	8
116.	8/22	ST. PAUL	W, 14-4	15-29, 53-63	19th -12.5	M. Castillo (4-6)	L. Varland (7-1)	-	96°	6:38 PM	2:40	1,969	233,984	14	13	0	9	4	8	1	7
117.	8/23	ST. PAUL	L, 6-4	15-30, 53-64	19th -13.0	K. Funderburk (4-1)	W. Klein (1-3)	-	98°	6:37 PM	2:27	2,165	236,149	4	5	1	4	6	12	0	9
118.	8/24	ST. PAUL	L, 10-7	15-31, 53-65	19th -13.5	M. Boyle (3-0)	J. Bowlan (3-5)	J. Moran (1)	100°	6:37 PM	3:00	2,799	238,948	7	7	2	5	10	18	1	11
119.	8/25	ST. PAUL	L, 9-3	15-32, 53-66	19th -13.5	S. Woods Richardson (5-6)	J. Barlow (0-1)	-	86°	6:37 PM	2:37	4,015	242,963	3	7	2	7	9	12	1	4
120.	8/26	ST. PAUL	W, 7-3	16-32, 54-66	19th -13.5	A. Hoffmann (1-1)	R. Dobnak (4-7)	-	79°	6:37 PM	2:36	5,698	248,661	7	9	0	6	3	8	0	12
121.	8/27	ST. PAUL	W, 5-3	17-32, 55-66	19th -13.5	M. Castillo (5-6)	M. Boyle (3-1)	J. Heasley (1)	78°	2:07 PM	2:28	5,674	254,335	5	5	0	8	3	5	0	7
122.	8/29	LOUISVILLE	W, 4-3	18-32, 56-66	19th -12.5	D. Coleman (1-2)	R. Karcher (5-4)	-	84°	6:37 PM	2:46	2,223	256,558	4	10	2	15	3	7	1	7
123.	8/30	LOUISVILLE	W, 4-2	19-32, 57-66	18th -11.5	J. Bowlan (2-0)	M. Mariot (4-3)	J. McArthur (1)	84°	6:38 PM	2:28	2,781	259,339	4	5	0	4	2	10	0	9
124.	8/31	LOUISVILLE	L, 5-4	19-33, 57-67	18th -12.0	C. Phillips (2-3)	D. Parrish (4-6)	-	82°	6:36 PM	2:41	2,607	261,946	4	11	0	8	5	11	0	8

LF

Tucker Bradley, 46 (23-23)
Brewer Hicklen, 13 (4-9)
John Rave, 12 (6-6)
Dairon Blanco, 11 (6-5)
Edward Olivares, 10 (6-4)
Samad Taylor, 9 (6-3)
Nate Eaton, 8 (4-4)
Tyler Gentry, 4 (1-3)
Nelson Velázquez, 4 (0-4)
Nick Loftin, 3 (1-2)
Nick Pratto, 3 (1-2)
Devin Mann, 3 (0-3)
Franmil Reyes, 1 (1-0)

CF

John Rave, 27 (10-17)
Dairon Blanco, 26 (13-13)
Nate Eaton, 22 (9-13)
Bubba Thompson, 15 (8-7)
Drew Waters, 12 (7-5)
Samad Taylor, 11 (2-9)
Kyle Isbel, 8 (6-2)
Brewer Hicklen, 5 (2-3)
Nelson Velázquez, 1 (0-1)

RF

Tyler Gentry, 99 (45-54)
John Rave, 12 (5-7)
Nate Eaton, 8 (4-4)
Dairon Blanco, 4 (4-0)
CJ Alexander, 4 (1-3)
Brewer Hicklen, 1 (0-1)

SS

Angelo Castellano, 59 (25-34)
Adeiny Hechavarria, 35 (14-21)
Clay Dungan, 16 (8-8)
Maikel Garcia, 14 (8-6)
Jermaine Palacios, 2 (2-0)
Johan Camargo, 1 (1-0)
Nicky Lopez, 1 (1-0)

2B

Samad Taylor, 49 (27-22)
Nick Loftin, 25 (6-19)
Clay Dungan, 24 (14-10)
Nate Eaton, 8 (4-4)
Devin Mann, 8 (1-7)
Angelo Castellano, 7 (3-4)
Johan Camargo, 3 (2-1)
Michael Massey, 2 (1-1)
Morgan McCullough, 1 (1-0)
Nicky Lopez, 1 (0-1)

3B

Nick Loftin, 46 (24-22)
Clay Dungan, 19 (9-10)
Nate Eaton, 12 (3-9)
Angelo Castellano, 11 (5-6)
Jermaine Palacios, 10 (6-4)
Devin Mann, 10 (5-5)
Maikel Garcia, 10 (2-8)
Johan Camargo, 8 (5-3)
Samad Taylor, 2 (0-2)
Nicky Lopez, 1 (0-1)

SP

Max Castillo, 18 (7-11)
Anthony Veneziano, 15 (8-7)
Drew Parrish, 15 (7-8)
Jonathan Heasley, 14 (8-6)
Jonathan Bowlan, 10 (4-6)
Austin Cox, 9 (5-4)
Mike Mayers, 8 (3-5)
Angel Zerpa, 6 (1-5)
Daniel Lynch, 4 (3-1)
Cole Ragans, 4 (3-1)
Andrew Hoffmann, 4 (2-2)
Daniel Mengden, 3 (3-0)
Alec Marsh, 3 (2-1)
Ryan Yarbrough, 3 (1-2)
Evan Sisk, 3 (0-3)
Brad Keller, 2 (1-1)
James McArthur, 2 (1-1)
Joe Barlow, 1 (0-1)
Will Klein, 1 (0-1)
Jackson Kowar, 1 (0-1)
Marcelo Martinez, 1 (0-1)
Walter Pennington, 1 (0-1)

1B

CJ Alexander, 47 (21-26)
Nick Pratto, 24 (9-15)
Logan Porter, 21 (12-9)
Angelo Castellano, 13 (6-7)
Matt Beaty, 5 (3-2)
Devin Mann, 4 (1-3)
Jermaine Palacios, 4 (1-3)
Paxton Wallace, 3 (2-1)
Greyson Jenista, 3 (1-2)
Nick Loftin, 2 (2-0)
Johan Camargo, 2 (1-1)

DH

Brewer Hicklen, 34 (23-11)
Tucker Bradley, 14 (5-9)
CJ Alexander, 11 (7-4)
Nate Eaton, 10 (4-6)
Tyler Gentry, 10 (3-7)
Dairon Blanco, 7 (4-3)
Nick Loftin, 5 (0-5)
John Rave, 4 (4-0)
Matt Beaty, 4 (3-1)
Logan Porter, 4 (1-3)
Clay Dungan, 3 (2-1)
Nick Pratto, 3 (1-2)
Jakson Reetz, 3 (1-2)
Franmil Reyes, 3 (1-2)
Edward Olivares, 3 (0-3)
Johan Camargo, 2 (0-2)
Freddie Fermin, 2 (0-2)
Bubba Thompson, 2 (0-2)
Kyle Isbel, 1 (1-0)
Michael Massey, 1 (0-1)
Samad Taylor, 1 (0-1)
Nelson Velázquez, 1 (0-1)

C

Logan Porter, 72 (33-39)
Jakson Reetz, 23 (12-11)
José Briceño, 21 (8-13)
Freddie Fermin, 12 (6-6)

1	2	3	4	5	6	7	8	9
Samad Taylor, 53 (23-30) Bubba Thompson, 13 (7-6) Clay Dungan, 13 (4-9) Drew Waters, 12 (7-5) Brewer Hicklen, 11 (7-4) Dairon Blanco, 9 (7-2) John Rave, 9 (1-8) Nate Eaton, 4 (2-2) Tucker Bradley, 4 (1-3)	Maikel Garcia, 24 (10-14) Nick Loftin, 20 (4-16) Samad Taylor, 16 (11-5) John Rave, 15 (10-5) Nate Eaton, 11 (3-8) Kyle Isbel, 9 (7-2) Edward Olivares, 8 (3-5) Bubba Thompson, 4 (2-2) Matt Beaty, 4 (1-3) Tucker Bradley, 3 (1-2) Nicky Lopez, 3 (1-2) Clay Dungan, 2 (2-0) Michael Massey, 2 (1-1) Nick Pratto, 2 (1-1) Devin Mann, 1 (1-0) CJ Alexander, 1 (0-1) Adeiny Hechavarria, 1 (0-1) Logan Porter, 1 (0-1)	Tyler Gentry, 57 (28-29) Nick Loftin, 19 (10-9) Nick Pratto, 10 (6-4) Logan Porter, 9 (4-5) John Rave, 8 (2-6) Devin Mann, 8 (0-8) Edward Olivares, 5 (3-2) Samad Taylor, 3 (1-2) Matt Beaty, 2 (2-0) Nate Eaton, 2 (1-1) Nelson Velázquez, 2 (0-2) Clay Dungan, 1 (0-1) Michael Massey, 1 (0-1)	Logan Porter, 35 (16-19) Nick Pratto, 17 (6-11) Tyler Gentry, 16 (5-11) CJ Alexander, 10 (6-4) Nick Loftin, 9 (5-4) Devin Mann, 9 (4-5) Johan Camargo, 8 (6-2) John Rave, 5 (1-4) Franmil Reyes, 4 (2-2) Freddie Fermin, 1 (1-0) Brewer Hicklen, 1 (0-1) Nelson Velázquez, 1 (0-1)	Nick Loftin, 26 (10-16) Logan Porter, 18 (9-9) Nate Eaton, 15 (6-9) CJ Alexander, 13 (10-3) John Rave, 11 (5-6) Tyler Gentry, 10 (4-6) Tucker Bradley, 9 (2-7) Brewer Hicklen, 5 (4-1) Devin Mann, 5 (2-3) Clay Dungan, 4 (3-1) Johan Camargo, 4 (1-3) Jakson Reetz, 2 (2-0) Dairon Blanco, 1 (0-1) Freddie Fermin, 1 (0-1) Greyson Jenista, 1 (0-1) Nick Pratto, 1 (0-1) Nelson Velázquez, 1 (0-1)	Tyler Gentry, 21 (5-16) CJ Alexander, 17 (7-10) Logan Porter, 17 (7-10) Nate Eaton, 16 (7-9) Brewer Hicklen, 11 (6-5) Jakson Reetz, 8 (3-5) John Rave, 5 (3-2) Nick Loftin, 5 (2-3) Adeiny Hechavarria, 4 (3-1) Tucker Bradley, 4 (2-2) Dairon Blanco, 4 (2-2) Jermaine Palacios, 3 (3-0) Clay Dungan, 3 (2-1) Freddie Fermin, 2 (2-0) Nelson Velázquez, 2 (0-2) Matt Beaty, 1 (1-0) José Briceño, 1 (1-0) Greyson Jenista, 1 (1-0) Devin Mann, 1 (1-0) Johan Camargo, 1 (0-1)	Dairon Blanco, 17 (9-8) Brewer Hicklen, 15 (7-8) Adeiny Hechavarria, 13 (5-8) Logan Porter, 13 (6-7) Nate Eaton, 12 (4-8) Jakson Reetz, 11 (6-5) Freddie Fermin, 10 (3-7) Clay Dungan, 9 (5-4) Nate Eaton, 9 (4-5) Jermaine Palacios, 5 (4-1) Tucker Bradley, 3 (2-1) Angelo Castellano, 1 (1-0) Johan Camargo, 1 (0-1) Greyson Jenista, 1 (0-1) Nick Loftin, 1 (0-1)	Clay Dungan, 22 (14-8) José Briceño, 19 (7-12) Dairon Blanco, 15 (7-8) Tucker Bradley, 12 (6-6) Adeiny Hechavarria, 11 (3-8) Brewer Hicklen, 10 (3-7) Angelo Castellano, 9 (4-5) CJ Alexander, 8 (1-7) Jakson Reetz, 5 (2-3) Jermaine Palacios, 4 (3-1) Tyler Gentry, 3 (2-1) Logan Porter, 3 (2-1) Nate Eaton, 2 (1-1) Paxton Wallace, 2 (1-1) Johan Camargo, 1 (1-0) John Rave, 1 (1-0)	Angelo Castellano, 80 (33-47) Tucker Bradley, 25 (14-11) Clay Dungan, 8 (3-5) Adeiny Hechavarria, 6 (3-3) Dairon Blanco, 2 (2-0) Brewer Hicklen, 1 (1-0) Morgan McCullough, 1 (1-0) José Briceño, 1 (0-1) Paxton Wallace, 1 (0-1)

PLAYER	GS	POSITION										BATTING ORDER								
		C	1B	2B	3B	SS	LF	CF	RF	OF	DH	1ST	2ND	3RD	4TH	5TH	6TH	7TH	8TH	9TH
Tyler Gentry	113						4		99	103	10				57	16	10	21	5	4
Logan Porter	98	72	22								4		1	9	37	18	17	13	3	
Angelo Castellano	90		13	7	11	59												1	9	80
Nick Loftin	81		2	25	46		3			3	5		20	20	9	26	5	1		
Samad Taylor	72			49	2		9	11		20	1	53	16	3						
Nate Eaton	69			8	12		8	23	8	39	10	4	11	2	9	15	17	9	2	
CJ Alexander	62		47						4	4	11		1		10	13	17	13	8	
Clay Dungan	62			24	19	16					3	13	2	1		4	3	9	22	8
Tucker Bradley	60						46			46	14	4	3			9	4	3	12	25
John Rave	55						12	27	12	51	4	9	15	8	5	12	5		1	
Brewer Hicklen	54						14	5	1	20	34	11			1	5	11	15	10	1
Dairon Blanco	48						11	26	4	47	7	9				1	4	17	15	2
Adeiny Hechavarria	35					35							1				4	13	11	6
Nick Pratto	29		23				3			3	3		2	10	16	1				
Jakson Reetz	26	23									3					2	8	11	5	
Devin Mann	25		4	8	10		3			3			1	8	10	5	1			
Maikel Garcia	24				10	14							24							
José Briceño	21	21															1		19	1
Bubba Thompson	17							15		15	2	13	4							
Jermaine Palacios	16		4		10	2											3	6	4	3
Johan Camargo	15		2	3	7	1					2				8	4	1	1	1	
Freddy Fermin	14	12									2				1	1	2	10		
Edward Olivares	13						10			10	3		8	5						
Drew Waters	12							12		12		12								
Kyle Isbel	9							8		8	1		9							
Matt Beaty	9		5								4		5	2	1		1			
Nelson Velázquez	6						4	1		5	1			2	1	1	2			
Franmil Reyes	4						1			1	3				4					
Nicky Lopez	3			1	1	1							3							
Greyson Jenista	3		3													1	1	1		
Michael Massey	3			2									2	1						
Paxton Wallace	3		3																2	1
Morgan McCullough	1			1																1

OF LINEUP COMBOS

128 Games

126 Unique Lineup Combinations Used

MOST USED LINEUP (2, 2x)

PLAYER	Pos.
1. Brewer Hicklen	DH
2. John Rave	CF
3. Logan Porter	C
4. Nate Eaton	2B
5. Tucker Bradley	LF
6. Tyler Gentry	RF
7. Adeiny Hechavarria	SS
8. Clay Dungan	3B
9. Angelo Castellano	1B

STORM CHASERS POSITION PRODUCTION

	AVG	AB	H	TB	2B	3B	HR	RBI	BB	SO	OBP	SLG	OPS	SAC	SF	HBP	GIDP
C	.243	461	112	189	23	0	18	57	63	131	.342	.410	.752	0	3	8	15
1B	.234	482	113	202	23	3	20	62	53	142	.316	.419	.735	0	4	6	8
2B	.261	471	123	194	24	4	13	69	84	110	.376	.412	.788	1	9	8	13
3B	.281	473	133	217	30	0	18	80	72	101	.375	.459	.834	1	8	4	15
SS	.249	450	112	189	26	0	17	79	61	99	.339	.420	.759	0	3	2	6
LF	.265	457	121	201	33	4	13	72	62	122	.359	.440	.799	2	7	9	14
CF	.285	498	142	236	30	5	18	68	62	117	.377	.474	.851	3	2	13	15
RF	.251	478	120	200	26	3	16	70	74	124	.357	.418	.775	2	7	9	8
DH	.253	479	121	207	26	3	18	65	62	148	.345	.432	.777	2	2	7	8

STORM CHASERS BATTING ORDER PRODUCTION

	AVG	AB	H	TB	2B	3B	HR	RBI	BB	SO	OBP	SLG	OPS	SAC	SF	HBP	GIDP
1st	.299	519	155	243	33	8	13	71	69	118	.387	.468	.855	2	9	11	11
2nd	.254	503	128	210	33	2	15	74	76	125	.357	.417	.774	1	5	7	13
3rd	.248	491	122	199	25	2	16	86	71	125	.351	.405	.756	1	9	11	12
4th	.232	491	114	200	24	1	20	64	63	143	.325	.407	.732	0	7	8	10
5th	.260	488	127	215	21	2	21	78	59	114	.342	.441	.783	2	4	4	15
6th	.254	473	120	221	31	2	22	61	57	130	.339	.467	.806	0	2	5	10
7th	.219	447	98	174	24	2	16	65	66	130	.328	.389	.717	2	3	8	13
8th	.269	428	115	180	21	1	14	47	74	122	.388	.421	.809	1	2	11	7
9th	.277	433	120	196	30	2	14	80	59	98	.362	.453	.815	2	4	1	11

OUTFIELD ASSIST LOG (29)

#	OUTFIELDER	Pos.	ARM (MPH)	GAME	INNING	BASE	PITCHER	BATTER	RUNNER OUT	PLAY
1.	Tucker Bradley	LF	85.7	4/4 vs. Toledo	▲ 6	3rd	Brooks Kriske	Akil Baddoo	Akil Baddoo	Baddoo 3-RBI double, out at 3rd (7-6-5)
2.	Tyler Gentry	RF	62.2	4/14 @ Iowa	▼ 5	Home	Andrés Núñez	Matt Mervis	Christopher Morel	Mervis double, Morel out at home (9-4-2)
3.	Dairon Blanco	CF	—	4/19 vs. Gwinnett	▲ 3	2nd	Jonathan Heasley	Hendrik Clementina	Hendrik Clementina	Clementina RBI single, out at 2nd (8-4)
4.	Samad Taylor	CF	71.8	4/26 @ Nashville	▼ 5	2nd	Max Castillo	Andruw Monasterio	Andruw Monasterio	Monasterio single, out at 2nd (8-5-3-5)
5.	Nate Eaton	CF	95.4	4/27 @ Nashville	▼ 1	Home	Austin Cox	Keston Hiura	Andruw Monasterio	Hiura single, Monasterio out at home (8-2)
6.	Dairon Blanco	LF	43.3	4/28 @ Nashville	▼ 8	2nd	Jackson Kowar	Keston Hiura	Keston Hiura	Hiura 2-RBI single, out at 2nd (7-2-4)
7.	Brewer Hicklen	LF	67.7	5/2 vs. Louisville	▲ 5	2nd	Max Castillo	Matt McLain	Matt McLain	McLain 2-RBI single, out at 2nd (7-5-4-3-5)
8.	Dairon Blanco	CF	88.9	5/5 vs. Louisville	▲ 4	Home	Mike Mayers	Nick Martini	Will Benson	Martini flies out to CF, Benson out at home (8-2)
9.	Franmil Reyes	RF	68.2	5/6 vs. Louisville	▲ 6	2nd	Collin Snider	Matt McLain	Matt McLain	McLain RBI double, out at 2nd (7-6-4-5)
10.	Tyler Gentry	RF	69.6	5/11 @ Scranton/WB	▼ 9	Home	Nick Wittgren	Billy McKinney	Michael Hermosillo	McKinney RBI single, Hermosillo out at home (9-5-2)
11.	Drew Waters	CF	—	5/20 vs. Toledo	▲ 6	3rd	Walter Pennington	Parker Meadows	Jermaine Palacios	Meadows sacrifice fly DP, Palacios out at 3rd (8-6)
12.	Tucker Bradley	LF	—	5/25 @ St. Paul	▼ 5	2nd	Jackson Kowar	Chris Williams	Chris Williams	Williams RBI single, out at 2nd (7-5-3-4-3)
13.	Dairon Blanco	RF	83.8	5/26 @ St. Paul	▼ 3	2nd	Drew Parrish	Andrew Stevenson	Tony Wolters	Stevenson flies into a double play, Wolters out at 2nd (9-6)
14.	Tyler Gentry	RF	—	5/27 @ St. Paul	▼ 1	3rd	Jonathan Heasley	Jose Miranda	Andrew Stevenson	Miranda flies into a double play, Stevenson out at 3rd (9-1-5)
15.	Tyler Gentry	RF	92.1	5/28 @ St. Paul	▼ 3	Home	Max Castillo	Jose Miranda	Alex De Goti	Miranda lines into a double play, De Goti out at 3rd (9-2)
16.	Brewer Hicklen	LF	94.6	5/28 @ St. Paul	▼ 7	Home	Jackson Kowar	Jose Miranda	Andrew Stevenson	Miranda RBI single, Stevenson scores, Reetz Error (7-2)
17.	Nate Eaton	RF	74.9	6/4 vs. Memphis	▲ 9	2nd	Jonah Dipoto	Juniel Querecuto	Juniel Querecuto	Querecuto RBI single, out at 2nd (9-6)
18.	Brewer Hicklen	CF	71.5	6/8 @ Indianapolis	▼ 5	2nd	Drew Parrish	Henry Davis	Henry Davis	Davis single, out at 2nd (8-4)
19.	John Rave	LF	89.4	6/20 @ Rochester	▼ 1	2nd	Alec Marsh	Nomar Mazara	Nomar Mazara	Mazara RBI single, out at 2nd (7-2-4)
20.	Nate Eaton	CF	99.9	7/2 vs. Iowa [G1]	▲ 2	2nd	Brad Keller	Edwin Rios	Edwin Rios	Rios single, out at 2nd (8-4)
21.	Nate Eaton	LF	96.4	7/15 vs. Indianapolis	▲ 8	2nd	Brooks Kriske	Alika Williams	Aaron Shackelford	Williams single, Shackelford out at 2nd (7-5)
22.	Nate Eaton	CF	98.7	7/16 vs. Indianapolis	▲ 5	3rd	Emilio Marquez	Canaan Smith-Njigba	Chris Owings	Smith-Njigba single, Owings out at 3rd (8-5)
23.	Nate Eaton	RF	96.7	7/26 @ Columbus	▼ 9	2nd	Will Klein	Jhonkensy Noel	Zack Collins	Noel flies into a force out, Collins out at 2nd (9-6)
24.	Nate Eaton	CF	—	8/2 @ Louisville	▼ 9	Home	Christian Chamberlain	Michael Siani	Jose Barrero	Siani single, Barrero out at home (9-6-2)
25.	Nick Loftin	LF	80.6	8/4 @ Louisville	▼ 7	2nd	Jonah Dipoto	TJ Hopkins	TJ Hopkins	Hopkins single, out at 2nd (7-4)
26.	Edward Olivares	LF	49.7	8/18 @ Toledo	▼ 3	2nd	Jonathan Bowlan	Justyn-Henry Malloy	Justyn-Henry Malloy	Malloy single, out at 2nd (7-4)
27.	Edward Olivares	LF	85.5	8/26 vs. St. Paul	▲ 8	2nd	Jonan Sisk	Andrew Stevenson	Andrew Stevenson	Stevenson single, out at 2nd (7-4)
28.	John Rave	RF	87.7	8/31 vs. Louisville	▲ 1	Home	Drew Parrish	Jose Barrero	Matt Reynolds	Barrero flies into a double play, Reynolds out at home (9-2)
29.	Tyler Gentry	RF	92.2	9/1 vs. Louisville	▲ 5	Home	Brett de Geus	Chuckie Robinson	Jhonny Pereda	Robinson flies into a double play, Pereda out at home (9-2)

BY PLAYER

	LF	1
NATE EATON (7)	CF	4
	RF	2
TYLER GENTRY (5)	RF	5
	LF	1
DAIRON BLANCO (4)	CF	2
	RF	1
	LF	2
BREWER HICKLEN (3)	CF	1
TUCKER BRADLEY (2)	LF	2
EDWARD OLIVARES (2)	LF	2
	LF	1
JOHN RAVE (2)	RF	1
	LF	1
NICK LOFTIN (1)	LF	1
FRANMIL REYES (1)	LF	1
SAMAD TAYLOR (1)	CF	1
DREW WATERS (1)	CF	1

DATE	OPPONENT	RESULT	SP	C	1B	2B	3B	SS	LF	CF	RF	DH
3/31	@ Indianapolis	W 8-6	Mike Mayers	Freddy Fermin	Nick Pratt	Samad Taylor	Nick Loftin	Maikel Garcia	Tucker Bradley	Dairon Blanco	Tyler Gentry	CJ Alexander
4/1	@ Indianapolis	W 12-1	Austin Cox	Logan Porter	Nick Pratt	Angelo Castellano	Nick Loftin	Maikel Garcia	Dairon Blanco	Samad Taylor	Tyler Gentry	CJ Alexander
4/2	@ Indianapolis	W 8-3	Jonathan Heasley	Freddy Fermin	Nick Pratt	Samad Taylor	Nick Loftin	Maikel Garcia	Tucker Bradley	Dairon Blanco	Tyler Gentry	CJ Alexander
4/3	TOLEDO	W 9-2	Max Castillo	Freddy Fermin	Nick Pratt	Samad Taylor	Nick Loftin	Maikel Garcia	Tucker Bradley	Dairon Blanco	Tyler Gentry	CJ Alexander
4/5	TOLEDO	W 7-6	Mike Mayers	Jackson Kowman	Logan Porter	Angelo Castellano	Nick Loftin	Maikel Garcia	Dairon Blanco	Samad Taylor	Tyler Gentry	Freddy Fermin
4/6	TOLEDO	W 7-5	Jonathan Heasley	Freddy Fermin	Logan Porter	Samad Taylor	Nick Loftin	Maikel Garcia	Tucker Bradley	Dairon Blanco	Tyler Gentry	CJ Alexander
4/7	TOLEDO	W 9-4	Jonathan Heasley	Freddy Fermin	Logan Porter	Samad Taylor	Angelo Castellano	Maikel Garcia	Tucker Bradley	Dairon Blanco	CJ Alexander	Tyler Gentry
4/8	TOLEDO	W 13-8	Drew Parrish	Freddy Fermin	Nick Pratt	Samad Taylor	Angelo Castellano	Maikel Garcia	Tucker Bradley	Dairon Blanco	Tyler Gentry	CJ Alexander
4/9	TOLEDO	W 8-2	Max Castillo	Logan Porter	Nick Pratt	Samad Taylor	Angelo Castellano	Maikel Garcia	Tyler Gentry	Dairon Blanco	CJ Alexander	Nick Loftin
4/11	@ Iowa	W 9-6	Mike Mayers	Freddy Fermin	Nick Pratt	Samad Taylor	Nick Loftin	Maikel Garcia	Tucker Bradley	Dairon Blanco	Tyler Gentry	CJ Alexander
4/12	@ Iowa	W 10-6	Austin Cox	Logan Porter	Nick Pratt	Samad Taylor	Nick Loftin	Maikel Garcia	Tucker Bradley	Dairon Blanco	Tyler Gentry	CJ Alexander
4/13	@ Iowa	W 14-1	Jonathan Heasley	Freddy Fermin	Nick Pratt	Angelo Castellano	Nick Loftin	Maikel Garcia	Tucker Bradley	Samad Taylor	CJ Alexander	Tyler Gentry
4/14	@ Iowa	W 11-8	Drew Parrish	Freddy Fermin	CJ Alexander	Angelo Castellano	Nick Loftin	Maikel Garcia	Dairon Blanco	Samad Taylor	Tyler Gentry	Logan Porter
4/18	WINNETT	W 4-1	Mike Mayers	Freddy Fermin	Logan Porter	Nick Pratt	Maikel Garcia	Angelo Castellano	Nick Pratt	Samad Taylor	CJ Alexander	Tyler Gentry
4/19	WINNETT	W 4-2	Jonathan Heasley	Freddy Fermin	Logan Porter	Nick Pratt	Maikel Garcia	Angelo Castellano	Tucker Bradley	Samad Taylor	Tyler Gentry	Freddy Fermin
4/20	WINNETT	W 7-3	Max Castillo	Freddy Fermin	Nick Pratt	Nick Loftin	Maikel Garcia	Angelo Castellano	Dairon Blanco	Samad Taylor	Tyler Gentry	Logan Porter
4/21	WINNETT	W 9-3	Austin Cox	Jackson Reetz	Nick Pratt	Nick Loftin	Maikel Garcia	Angelo Castellano	Tucker Bradley	Samad Taylor	Tyler Gentry	CJ Alexander
4/22	WINNETT	W 5-2	Drew Parrish	Logan Porter	CJ Alexander	Samad Taylor	Maikel Garcia	Angelo Castellano	Nick Pratt	Dairon Blanco	Tyler Gentry	Nick Loftin
4/23	WINNETT	W 12-3	Mike Mayers	Logan Porter	Nick Pratt	Samad Taylor	Nick Loftin	Maikel Garcia	Tucker Bradley	Dairon Blanco	Tyler Gentry	CJ Alexander
4/25	@ Nashville	W 6-5	Jonathan Heasley	Logan Porter	Nick Pratt	Nick Loftin	Maikel Garcia	Angelo Castellano	Tucker Bradley	Samad Taylor	Tyler Gentry	Dairon Blanco
4/26	@ Nashville	W 5-0	Max Castillo	Logan Porter	Nick Pratt	Nick Loftin	Maikel Garcia	Angelo Castellano	Brewer Hicklen	Samad Taylor	Tyler Gentry	CJ Alexander
4/27	@ Nashville	W 2-1	Austin Cox	Logan Porter	CJ Alexander	Samad Taylor	Nick Loftin	Maikel Garcia	Nate Eaton	Dairon Blanco	Tyler Gentry	Tyler Gentry
4/28	@ Nashville	W 4-3	Drew Parrish	Logan Porter	CJ Alexander	Samad Taylor	Maikel Garcia	Angelo Castellano	Dairon Blanco	Samad Taylor	Tyler Gentry	Brewer Hicklen
4/29	@ Nashville	W 6-5 (10)	Mike Mayers	Jackson Reetz	CJ Alexander	Nick Loftin	Maikel Garcia	Angelo Castellano	Tucker Bradley	Samad Taylor	Tyler Gentry	Samad Taylor
4/30	@ Nashville	W 10-6	Jonathan Heasley	Freddy Fermin	Logan Porter	Samad Taylor	Nick Loftin	Maikel Garcia	Tucker Bradley	Nate Eaton	Tyler Gentry	Brewer Hicklen
5/2	LOUISVILLE	W 10-4	Max Castillo	Jackson Reetz	Logan Porter	Samad Taylor	Nate Eaton	Angelo Castellano	Brewer Hicklen	Dairon Blanco	Tyler Gentry	Nick Loftin
5/3	LOUISVILLE	W 12-10	Marcelo Martinez	Logan Porter	CJ Alexander	Samad Taylor	Nick Loftin	Angelo Castellano	Tucker Bradley	Nate Eaton	Tyler Gentry	Brewer Hicklen
5/4	LOUISVILLE	W 12-10	Drew Parrish	Logan Porter	CJ Alexander	Samad Taylor	Nick Loftin	Angelo Castellano	Tucker Bradley	Brewer Hicklen	Tyler Gentry	Franklin Reyes
5/5	LOUISVILLE	W 6-2	Mike Mayers	Jackson Reetz	Logan Porter	Samad Taylor	Nick Loftin	Angelo Castellano	Clay Dungan	Dairon Blanco	Tyler Gentry	Franklin Reyes
5/6	LOUISVILLE	W 11-9	Daniel Mengden	Logan Porter	CJ Alexander	Samad Taylor	Nick Loftin	Angelo Castellano	Franklin Reyes	Dairon Blanco	Tyler Gentry	Tucker Bradley
5/7	LOUISVILLE	W 4-3	Daniel Lynch	Jackson Reetz	Logan Porter	Samad Taylor	Nick Loftin	Angelo Castellano	Brewer Hicklen	Dairon Blanco	Tyler Gentry	Franklin Reyes
5/9	@ Scranton/WB	W 14-2	Drew Parrish	Logan Porter	CJ Alexander	Samad Taylor	Nick Loftin	Angelo Castellano	Tucker Bradley	Drew Waters	Tyler Gentry	Brewer Hicklen
5/10	@ Scranton/WB	W 4-3	Mike Mayers	Logan Porter	CJ Alexander	Samad Taylor	Nick Loftin	Angelo Castellano	Brewer Hicklen	Dairon Blanco	Tyler Gentry	Brewer Hicklen
5/11	@ Scranton/WB	W 4-3 (11)	Jonathan Heasley	Logan Porter	CJ Alexander	Samad Taylor	Nick Loftin	Angelo Castellano	Tucker Bradley	Drew Waters	Dairon Blanco	Brewer Hicklen
5/12	@ Scranton/WB	W 3-2	Daniel Lynch	Jackson Reetz	CJ Alexander	Samad Taylor	Clay Dungan	Angelo Castellano	Dairon Blanco	Drew Waters	Tyler Gentry	Tucker Bradley
5/13	@ Scranton/WB	W 8-6	Austin Cox	Logan Porter	CJ Alexander	Samad Taylor	Nick Loftin	Angelo Castellano	Brewer Hicklen	Drew Waters	Tyler Gentry	Dairon Blanco
5/14	@ Scranton/WB	W 6-3	Drew Parrish	Jackson Reetz	CJ Alexander	Samad Taylor	Nick Loftin	Angelo Castellano	Tucker Bradley	Dairon Blanco	Tyler Gentry	Brewer Hicklen
5/16	TOLEDO	W 16-8	Jonathan Heasley	Logan Porter	CJ Alexander	Samad Taylor	Nick Loftin	Angelo Castellano	Samad Taylor	Drew Waters	Tyler Gentry	Dairon Blanco
5/17	TOLEDO	W 9-0	Daniel Lynch	Jackson Reetz	Logan Porter	Clay Dungan	Nick Loftin	Angelo Castellano	Tucker Bradley	Drew Waters	Tyler Gentry	Brewer Hicklen
5/18	TOLEDO	W 9-0	Austin Cox	Logan Porter	CJ Alexander	Samad Taylor	Nick Loftin	Angelo Castellano	Nicky Lopez	Drew Waters	Tyler Gentry	Brewer Hicklen
5/19	TOLEDO	W 9-1	Daniel Mengden	Logan Porter	CJ Alexander	Clay Dungan	Nick Loftin	Angelo Castellano	Samad Taylor	Drew Waters	Tyler Gentry	Dairon Blanco
5/20	TOLEDO	W 9-1	Drew Parrish	Jackson Reetz	CJ Alexander	Samad Taylor	Nick Loftin	Angelo Castellano	Nicky Lopez	Drew Waters	Tyler Gentry	Brewer Hicklen
5/21	TOLEDO	W 8-4	Jonathan Heasley	Logan Porter	Logan Porter	Samad Taylor	Nick Loftin	Angelo Castellano	Tucker Bradley	Drew Waters	Tyler Gentry	Brewer Hicklen
5/23	@ St. Paul	W 6-1	Daniel Lynch	Logan Porter	Greyson Jenista	Clay Dungan	Samad Taylor	Angelo Castellano	Samad Taylor	Drew Waters	Tyler Gentry	Dairon Blanco
5/24	@ St. Paul	W 6-5	Anthony Veneziano	Jackson Reetz	Logan Porter	Nick Loftin	Samad Taylor	Angelo Castellano	Dairon Blanco	Drew Waters	Tyler Gentry	Brewer Hicklen
5/25	@ St. Paul	W 8-6	Austin Cox	Logan Porter	Greyson Jenista	Nick Loftin	Samad Taylor	Angelo Castellano	Dairon Blanco	Drew Waters	Tyler Gentry	Brewer Hicklen
5/26	@ St. Paul	W 14-1	Drew Parrish	Logan Porter	Logan Porter	Clay Dungan	Nick Loftin	Angelo Castellano	Samad Taylor	Dairon Blanco	Tyler Gentry	Brewer Hicklen
5/27	@ St. Paul	W 14-1	Jonathan Heasley	Logan Porter	Greyson Jenista	Clay Dungan	Johan Camargo	Angelo Castellano	Samad Taylor	Nate Eaton	Tyler Gentry	Tucker Bradley
5/28	@ St. Paul	W 10-6	Max Castillo	Jackson Reetz	CJ Alexander	Johan Camargo	Nick Loftin	Angelo Castellano	Brewer Hicklen	Samad Taylor	Tyler Gentry	Nate Eaton
5/30	MEMPHIS	W 7-6	Anthony Veneziano	Logan Porter	CJ Alexander	Samad Taylor	Nick Loftin	Angelo Castellano	Dairon Blanco	Nate Eaton	Tyler Gentry	Brewer Hicklen
5/31	MEMPHIS	W 12-6	Austin Cox	Logan Porter	Johan Camargo	Clay Dungan	Nate Eaton	Angelo Castellano	Samad Taylor	Dairon Blanco	Tyler Gentry	Dairon Blanco
6/1	MEMPHIS	W 10-9 (10)	Jonathan Heasley	Jackson Reetz	CJ Alexander	Samad Taylor	Johan Camargo	Angelo Castellano	Samad Taylor	Brewer Hicklen	Tyler Gentry	Logan Porter
6/2	MEMPHIS	W 4-2	Drew Parrish	Logan Porter	CJ Alexander	Nate Eaton	Johan Camargo	Angelo Castellano	Dairon Blanco	Brewer Hicklen	Tyler Gentry	Johan Camargo
6/3	MEMPHIS	W 6-3	Max Castillo	Jackson Reetz	Logan Porter	Samad Taylor	Nate Eaton	Angelo Castellano	Brewer Hicklen	Dairon Blanco	Tyler Gentry	Johan Camargo
6/4	@ Indianapolis	W 6-3	Anthony Veneziano	Logan Porter	CJ Alexander	Samad Taylor	Johan Camargo	Angelo Castellano	Tucker Bradley	Dairon Blanco	Tyler Gentry	Tyler Gentry
6/7	@ Indianapolis	W 9-7	Daniel Mengden	Logan Porter	Johan Camargo	Nate Eaton	Samad Taylor	Angelo Castellano	Samad Taylor	Dairon Blanco	Tyler Gentry	Tucker Bradley
6/8	@ Indianapolis	W 15-7	Jonathan Heasley	Logan Porter	CJ Alexander	Johan Camargo	Clay Dungan	Angelo Castellano	Samad Taylor	Brewer Hicklen	Tyler Gentry	Dairon Blanco
6/9	@ Indianapolis	W 6-2	Drew Parrish	Jackson Reetz	Logan Porter	Samad Taylor	Johan Camargo	Angelo Castellano	Brewer Hicklen	Dairon Blanco	Tyler Gentry	CJ Alexander
6/10	@ Indianapolis	W 6-2	Max Castillo	Logan Porter	CJ Alexander	Samad Taylor	Johan Camargo	Angelo Castellano	Dairon Blanco	Drew Waters	Tyler Gentry	Brewer Hicklen
6/13	COLUMBUS	W 6-5	Jonathan Heasley	Jackson Reetz	Logan Porter	Samad Taylor	Johan Camargo	Angelo Castellano	John Rave	Kyle Isbel	Tyler Gentry	CJ Alexander
6/14	COLUMBUS	W 6-1	Alec Marsh	Logan Porter	Johan Camargo	Clay Dungan	Jermaine Palacios	Angelo Castellano	Tucker Bradley	John Rave	Tyler Gentry	Matt Beatty
6/15	COLUMBUS	W 4-2	Max Castillo	Logan Porter	Matt Beatty	Samad Taylor	Angelo Castellano	Jermaine Palacios	John Rave	Kyle Isbel	Tyler Gentry	Brewer Hicklen
6/16	COLUMBUS	W 13-4	Anthony Veneziano	Logan Porter	Logan Porter	Clay Dungan	Angelo Castellano	Adeiny Hechavarria	John Rave	Kyle Isbel	Tyler Gentry	Brewer Hicklen
6/17	COLUMBUS	W 4-1	Drew Parrish	Logan Porter	Matt Beatty	Clay Dungan	Angelo Castellano	Adeiny Hechavarria	Tucker Bradley	John Rave	Tyler Gentry	Brewer Hicklen
6/18	COLUMBUS	W 6-4	James McArthur	Logan Porter	Logan Porter	Nate Eaton	Jermaine Palacios	Angelo Castellano	John Rave	Kyle Isbel	Tyler Gentry	Brewer Hicklen
6/20	@ Rochester	W 5-4	Alec Marsh	Logan Porter	Angelo Castellano	Nate Eaton	Clay Dungan	Adeiny Hechavarria	John Rave	Kyle Isbel	Tyler Gentry	Brewer Hicklen
6/21	@ Rochester	W 7-3	Max Castillo	Logan Porter	Logan Porter	Clay Dungan	Jermaine Palacios	Adeiny Hechavarria	Tucker Bradley	Nate Eaton	Tyler Gentry	Brewer Hicklen
6/22	@ Rochester	W 9-4	Jonathan Bowlan	Logan Porter	Angelo Castellano	Clay Dungan	Jermaine Palacios	Adeiny Hechavarria	Tucker Bradley	Kyle Isbel	Tyler Gentry	Brewer Hicklen
6/23	@ Rochester	W 4-2	Anthony Veneziano	Logan Porter	Angelo Castellano	Clay Dungan	Jermaine Palacios	Adeiny Hechavarria	Tucker Bradley	Kyle Isbel	Tyler Gentry	Brewer Hicklen
6/24	@ Rochester	W 3-2	Ryan Yarbrough	Logan Porter	Logan Porter	Angelo Castellano	Jermaine Palacios	Adeiny Hechavarria	John Rave	Kyle Isbel	Tyler Gentry	Brewer Hicklen
6/25	@ Rochester	W 7-3	Alec Marsh	Logan Porter	Paxton Wallace	Clay Dungan	Jermaine Palacios	Adeiny Hechavarria	Tucker Bradley	John Rave	Tyler Gentry	Kyle Isbel
6/26	IOWA	W 9-2	Angel Zepa	Logan Porter	Angelo Castellano	Nate Eaton	Clay Dungan	Adeiny Hechavarria	Tucker Bradley	John Rave	Tyler Gentry	Brewer Hicklen
6/29	IOWA	W 9-2	Ryan Yarbrough	Logan Porter	Angelo Castellano	Clay Dungan	Nate Eaton	Adeiny Hechavarria	Tucker Bradley	John Rave	Tyler Gentry	Brewer Hicklen
6/30	IOWA	W 6-5	Max Castillo	Logan Porter	Jermaine Palacios	Michael Massey	Nate Eaton	Angelo Castellano	Tucker Bradley	John Rave	Tyler Gentry	Brewer Hicklen
7/2 (61)	IOWA	W 11-1 (7)	Brad Keller	Logan Porter	Angelo Castellano	Michael Massey	Clay Dungan	Adeiny Hechavarria	Tucker Bradley	John Rave	Tyler Gentry	Brewer Hicklen
7/2 (62)	IOWA	W 6-2 (7)	Cole Ragans	Logan Porter	Paxton Wallace	Clay Dungan	Jermaine Palacios	Angelo Castellano	John Rave	Nate Eaton	Tyler Gentry	Tucker Bradley
7/3	LOUISVILLE	W 12-10	Angel Zepa	Logan Porter	Jermaine Palacios	Clay Dungan	Adeiny Hechavarria	Angelo Castellano	Tucker Bradley	John Rave	Tyler Gentry	Brewer Hicklen
7/4	@ Gwinnett	W 9-1	Ryan Yarbrough	Logan Porter	Angelo Castellano	Clay Dungan	Jermaine Palacios	Adeiny Hechavarria	Tucker Bradley	John Rave	Tyler Gentry	Brewer Hicklen
7/5	@ Gwinnett	W 8-7 (10)	Brad Keller	Logan Porter	Angelo Castellano	Samad Taylor	Nate Eaton	Adeiny Hechavarria	Tucker Bradley	John Rave	Tyler Gentry	Brewer Hicklen
7/6	@ Gwinnett	W 9-6	James McArthur	Logan Porter	Angelo Castellano	Samad Taylor	Nate Eaton	Adeiny Hechavarria	Tucker Bradley	John Rave	Tyler Gentry	Tucker Bradley
7/7	@ Gwinnett	W 7-1	Cole Ragans	Logan Porter	Paxton Wallace	Samad Taylor	Jermaine Palacios	Adeiny Hechavarria	Nate Eaton	John Rave	Tyler Gentry	Brewer Hicklen
7/8	INDIANAPOLIS	W 7-1	Angel Zepa	Logan Porter	Angelo Castellano	Angelo Castellano	Nate Eaton	Adeiny Hechavarria	Tucker Bradley	John Rave	Tyler Gentry	Clay Dungan
7/9	INDIANAPOLIS	W 13-5	Angel Zepa	Logan Porter	Jermaine Palacios	Clay Dungan	Nate Eaton	Angelo Castellano	Tucker Bradley	John Rave	Tyler Gentry	Brewer Hicklen
7/15	INDIANAPOLIS	W 8-3	Austin Cox	Logan Porter	CJ Alexander	Angelo Castellano	Nick Loftin	Adeiny Hechavarria	Nate Eaton	John Rave	Tyler Gentry	Brewer Hicklen
7/16	INDIANAPOLIS	W 11-4	Evan Sisk	Logan Porter	CJ Alexander	Clay Dungan	Nick Loftin	Adeiny Hechavarria	Tucker Bradley	Nate Eaton	Tyler Gentry	John Rave
7/18	ST. PAUL	W 10-0	Anthony Veneziano	Logan Porter	CJ Alexander	Nate Eaton	Nick Loftin	Angelo Castellano	Tucker Bradley	John Rave	Tyler Gentry	Clay Dungan
7/19	ST. PAUL	W 9-3	Jonathan Bowlan	Logan Porter	Samad Taylor	Samad Taylor	Nick Loftin	Adeiny Hechavarria	Brewer Hicklen	Nate Eaton	Tyler Gentry	John Rave
7/20	ST. PAUL	W 6-5	Angel Zepa	Logan Porter	Matt Beatty	Samad Taylor	Jermaine Palacios	Adeiny Hechavarria	Brewer Hicklen	Nate Eaton	Tyler Gentry	Nick Loftin
7/21	ST. PAUL	W 4-4	Cole Ragans	Logan Porter	CJ Alexander	Samad Taylor	Clay Dungan	Adeiny Hechavarria	Nate Eaton	John Rave	Tyler Gentry	Tucker Bradley
7/22	ST. PAUL	W 8-5	Max Castillo	Logan Porter	Matt Beatty	Samad Taylor	Nick Loftin	Angelo Castellano	John Rave	Nate Eaton	Tyler Gentry	Brewer Hicklen
7/23	ST. PAUL	W 5-1	Anthony Veneziano	Logan Porter	CJ Alexander	Samad Taylor	Nick Loftin	Adeiny Hechavarria	Tucker Bradley	John Rave	Tyler Gentry	Clay Dungan
7/25	@ Columbus	W 10-2	Jonathan Bowlan	Logan Porter	CJ Alexander	Samad Taylor	Nick Loftin	Adeiny Hechavarria	John Rave	Nate Eaton	Tyler Gentry	Tucker Bradley
7/26	@ Columbus	W 5-2	Angel Zepa	Logan Porter	Jermaine Palacios	Samad Taylor	Clay Dungan	Angelo Castellano	Brewer Hicklen	John Rave	Nate Eaton	CJ Alexander
7/27	@ Columbus	W 5-2	Cole Ragans	Logan Porter	CJ Alexander	Samad Taylor	Nick Loftin	Adeiny Hechavarria	Tucker Bradley	Nate Eaton	Tyler Gentry	John Rave
7/28	@ Columbus	W 7-6	Max Castillo	Logan Porter	CJ Alexander	Samad Taylor	Nick Loftin	Angelo Castellano	Tyler Gentry	Nate Eaton	Tyler Gentry	Matt Beatty
7/29	@ Columbus	W 6-3	Anthony Veneziano	Logan Porter	Matt Beatty	Samad Taylor	Nick Loftin	Adeiny Hechavarria	Nate Eaton	John Rave	Tyler Gentry	Tucker Bradley
7/30	@ Columbus	W 7-5	Jonathan Bowlan	Logan Porter	Angelo Castellano	Nick Loftin	Clay Dungan	Adeiny Hechavarria	Brewer Hicklen	Nate Eaton	Tyler Gentry	Matt Beatty
8/1	@ Louisville	W 3-2	Evan Sisk	Logan Porter	CJ Alexander	Nick Loftin	Clay Dungan	Adeiny Hechavarria	Nate Eaton	John Rave	Tyler Gentry	Tucker Bradley
8/2	@ Louisville	W 8-3	Max Castillo	Logan Porter	CJ Alexander	Nick Loftin	Angelo Castellano	Adeiny Hechavarria	Nelson Velazquez	Nate Eaton	Tyler Gentry	John Rave
8/3	@ Louisville	W 11-2	Drew Parrish	Logan Porter	Devin Mann	Nick Loftin	Angelo Castellano	Adeiny Hechavarria	Nelson Velazquez	John Rave	Tyler Gentry	Clay Dungan
8/4	@ Louisville	W 5-1	Anthony Veneziano	Logan Porter	CJ Alexander	Devin Mann	Clay Dungan	Angelo Castellano	Nick Loftin	John Rave	Tyler Gentry	Nelson Velazquez
8/5	@ Louisville	W 5-1	Jonathan Bowlan	Logan Porter	CJ Alexander	Nick Loftin	Devin Mann	Angelo Castellano	Brewer Hicklen	Nelson Velazquez	Tyler Gentry	Tucker Bradley
8/6	@ Louisville	W 8-2	Evan Sisk	Logan Porter	Angelo Castellano	Nick Loftin	Clay Dungan	Adeiny Hechavarria	Devin Mann	John Rave	Tyler Gentry	Nate Eaton
8/8	IOWA	W 8-2	Max Castillo	Logan Porter	Devin Mann	Nick Loftin	Clay Dungan	Adeiny Hechavarria	Nelson Velazquez	John Rave	Tyler Gentry	Nate Eaton
8/9	IOWA	W 10-1	Drew Parrish	Logan Porter	CJ Alexander	Devin Mann	Nick Loftin	Adeiny Hechavarria	Nelson Velazquez	John Rave	Tyler Gentry	Tucker Bradley
8/10	IOWA	W 10-3	Anthony Veneziano	Logan Porter	Logan Porter	Nick Loftin	Angelo Castellano	Adeiny Hechavarria	Devin Mann	Nate Eaton	Brewer Hicklen	Tyler Gentry
8/11	IOWA	W 9-4	Jonathan Bowlan	Logan Porter	CJ Alexander	Nick Loftin	Devin Mann	Angelo Castellano	Tucker Bradley	John Rave	Tyler Gentry	Nate Eaton

DATE	OPPONENT	RESULT	1	2	3	4	5	6	7	8	9
3/31	@ Indianapolis	W 8-6	Samad Taylor	Maikel Garcia	Nick Pratt	Tyler Gentry	CJ Alexander	Nick Loftin	Freddy Fermin	Dairon Blanco	Tucker Bradley
4/1	@ Indianapolis	W 12-1	Samad Taylor	Maikel Garcia	Nick Pratt	Tyler Gentry	Nick Loftin	Logan Porter	Jackson Reetz	Dairon Blanco	Angelo Castellano
4/2	@ Indianapolis	W 8-3	Samad Taylor	Maikel Garcia	Nick Pratt	Tyler Gentry	Nick Loftin	CJ Alexander	Freddy Fermin	Dairon Blanco	Tucker Bradley
4/4	TOLEDO	W 9-2	Samad Taylor	Maikel Garcia	Nick Pratt	Tyler Gentry	Nick Loftin	CJ Alexander	Freddy Fermin	Dairon Blanco	Angelo Castellano
4/5	TOLEDO	L 7-6	Samad Taylor	Maikel Garcia	Nick Pratt	Tyler Gentry	Nick Loftin	Jackson Reetz	Freddy Fermin	Dairon Blanco	Tucker Bradley
4/6	TOLEDO	W 8-5	Samad Taylor	Maikel Garcia	Nick Pratt	Tyler Gentry	Nick Loftin	CJ Alexander	Freddy Fermin	Dairon Blanco	Angelo Castellano
4/7	TOLEDO	W 9-4	Samad Taylor	Maikel Garcia	Nick Pratt	Tyler Gentry	Nick Loftin	CJ Alexander	Freddy Fermin	Dairon Blanco	Angelo Castellano
4/8	TOLEDO	W 13-8	Samad Taylor	Maikel Garcia	Nick Pratt	Tyler Gentry	Nick Loftin	CJ Alexander	Freddy Fermin	Dairon Blanco	Angelo Castellano
4/9	TOLEDO	L 8-2	Samad Taylor	Maikel Garcia	Nick Pratt	Tyler Gentry	Nick Pratt	CJ Alexander	Logan Porter	Dairon Blanco	Jackson Reetz
4/11	@ Iowa	W 9-6	Samad Taylor	Maikel Garcia	Nick Pratt	Tyler Gentry	Nick Loftin	CJ Alexander	Freddy Fermin	Dairon Blanco	Tucker Bradley
4/12	@ Iowa	W 10-6	Samad Taylor	Maikel Garcia	Nick Pratt	Tyler Gentry	Nick Loftin	CJ Alexander	Freddy Fermin	Dairon Blanco	Angelo Castellano
4/13	@ Iowa	L 14-1	Samad Taylor	Maikel Garcia	Nick Pratt	Tyler Gentry	Nick Loftin	CJ Alexander	Freddy Fermin	Dairon Blanco	Tucker Bradley
4/14	@ Iowa	W 11-8	Samad Taylor	Maikel Garcia	Nick Pratt	Tyler Gentry	Nick Loftin	CJ Alexander	Freddy Fermin	Dairon Blanco	Angelo Castellano
4/18	WINNETT	L 4-1	Samad Taylor	Maikel Garcia	Nick Pratt	Tyler Gentry	Nick Loftin	Logan Porter	Freddy Fermin	Dairon Blanco	Angelo Castellano
4/19	WINNETT	L 6-2	Samad Taylor	Maikel Garcia	Nick Pratt	Tyler Gentry	Nick Loftin	Logan Porter	Freddy Fermin	Dairon Blanco	Tucker Bradley
4/20	WINNETT	L 9-3	Samad Taylor	Maikel Garcia	Nick Pratt	Tyler Gentry	Nick Loftin	Logan Porter	Freddy Fermin	Dairon Blanco	Angelo Castellano
4/21	WINNETT	L 7-3	Samad Taylor	Maikel Garcia	Nick Pratt	Tyler Gentry	Nick Loftin	CJ Alexander	Jackson Reetz	Dairon Blanco	Angelo Castellano
4/22	WINNETT	L 5-2	Samad Taylor	Maikel Garcia	Nick Pratt	Tyler Gentry	Nick Loftin	CJ Alexander	Logan Porter	Dairon Blanco	Angelo Castellano
4/23	WINNETT	W 5-3	Dairon Blanco	Maikel Garcia	Nick Pratt	Tyler Gentry	Nick Loftin	CJ Alexander	Jackson Reetz	Dairon Blanco	Angelo Castellano
4/24	@ Nashville	L 8-3	Samad Taylor	Maikel Garcia	Nick Pratt	Tyler Gentry	Nick Loftin	Logan Porter	Tucker Bradley	Dairon Blanco	Angelo Castellano
4/26	@ Nashville	L 5-0	Samad Taylor	Maikel Garcia	Nick Pratt	Tyler Gentry	Nick Loftin	Logan Porter	CJ Alexander	Brewer Hicklen	Angelo Castellano
4/27	@ Nashville	W 2-1	Samad Taylor	Maikel Garcia	Nick Pratt	Tyler Gentry	Nick Loftin	Nate Eaton	CJ Alexander	Jackson Reetz	Dairon Blanco
4/28	@ Nashville	L 4-3	Samad Taylor	Maikel Garcia	Nick Pratt	Tyler Gentry	Nick Loftin	Brewer Hicklen	Dairon Blanco	CJ Alexander	Angelo Castellano
4/29	@ Nashville	W 10-6 (10)	Samad Taylor	Maikel Garcia	Nick Pratt	Tyler Gentry	Nick Loftin	Freddy Fermin	Nate Eaton	CJ Alexander	Angelo Castellano
4/30	@ Nashville	W 10-6	Samad Taylor	Maikel Garcia	Nick Pratt	Tyler Gentry	Nick Loftin	Logan Porter	Nate Eaton	CJ Alexander	Angelo Castellano
5/2	LOUISVILLE	L 10-4	Samad Taylor	Nate Eaton	Tyler Gentry	Logan Porter	Nick Loftin	Jackson Reetz	Brewer Hicklen	Dairon Blanco	Angelo Castellano
5/3	LOUISVILLE	L 7-4	Samad Taylor	Nate Eaton	Tyler Gentry	Logan Porter	Nick Loftin	CJ Alexander	Brewer Hicklen	Dairon Blanco	Angelo Castellano
5/4	LOUISVILLE	L 12-10	Samad Taylor	CJ Alexander	Tyler Gentry	Logan Porter	Nick Loftin	Logan Porter	Brewer Hicklen	Dairon Blanco	Angelo Castellano
5/5	LOUISVILLE	W 11-9	Samad Taylor	Nick Loftin	Tyler Gentry	Logan Porter	Logan Porter	Brewer Hicklen	Jackson Reetz	Dairon Blanco	Angelo Castellano
5/6	LOUISVILLE	L 4-3	Samad Taylor	Nick Loftin	Tyler Gentry	Logan Porter	Logan Porter	CJ Alexander	Dairon Blanco	Brewer Hicklen	Angelo Castellano
5/8	@ Scranton/WB	L 14-2	Drew Waters	Samad Taylor	Tyler Gentry	Logan Porter	Nick Loftin	CJ Alexander	Brewer Hicklen	Dairon Blanco	Angelo Castellano
5/10	@ Scranton/WB	L 4-3	Samad Taylor	Nick Loftin	Tyler Gentry	Logan Porter	Nick Loftin	CJ Alexander	Brewer Hicklen	Dairon Blanco	Angelo Castellano
5/11	@ Scranton/WB	W 4-3 (11)	Drew Waters	Samad Taylor	Nick Loftin	Logan Porter	CJ Alexander	Brewer Hicklen	Dairon Blanco	Tucker Bradley	Angelo Castellano
5/12	@ Scranton/WB	W 3-2	Drew Waters	Samad Taylor	Nick Loftin	Logan Porter	CJ Alexander	Brewer Hicklen	Dairon Blanco	Tucker Bradley	Angelo Castellano
5/13	@ Scranton/WB	L 8-6	Drew Waters	Samad Taylor	Nick Loftin	Logan Porter	CJ Alexander	Brewer Hicklen	Dairon Blanco	Tucker Bradley	Angelo Castellano
5/14	@ Scranton/WB	W 6-3	Drew Waters	Samad Taylor	Nick Loftin	Logan Porter	CJ Alexander	Brewer Hicklen	Dairon Blanco	Tucker Bradley	Angelo Castellano
5/16	TOLEDO	W 16-8	Drew Waters	Samad Taylor	Nick Loftin	Logan Porter	Nick Loftin	Jackson Reetz	Dairon Blanco	Clay Dungan	Angelo Castellano
5/17	TOLEDO	W 9-0	Drew Waters	Samad Taylor	Nick Loftin	Logan Porter	CJ Alexander	Brewer Hicklen	Dairon Blanco	Tucker Bradley	Angelo Castellano
5/18	TOLEDO	W 9-1	Drew Waters	Samad Taylor	Nick Loftin	Logan Porter	CJ Alexander	Brewer Hicklen	Dairon Blanco	Tucker Bradley	Angelo Castellano
5/19	TOLEDO	W 4-1	Drew Waters	Samad Taylor	Nick Loftin	Logan Porter	CJ Alexander	Brewer Hicklen	Dairon Blanco	Tucker Bradley	Angelo Castellano
5/21	TOLEDO	W 8-4	Drew Waters	Samad Taylor	Nick Loftin	Logan Porter	CJ Alexander	Brewer Hicklen	Dairon Blanco	Tucker Bradley	Angelo Castellano
5/23	@ St. Paul	W 6-1	Drew Waters	Samad Taylor	Nick Loftin	Logan Porter	CJ Alexander	Brewer Hicklen	Dairon Blanco	Tucker Bradley	Angelo Castellano
5/24	@ St. Paul	L 6-5	Drew Waters	Samad Taylor	Nick Loftin	Logan Porter	CJ Alexander	Brewer Hicklen	Dairon Blanco	Tucker Bradley	Angelo Castellano
5/25	@ St. Paul	L 8-6	Samad Taylor	Nick Loftin	Tyler Gentry	Logan Porter	Greyson Jenista	Dairon Blanco	Brewer Hicklen	Angelo Castellano	Tucker Bradley
5/26	@ St. Paul	W 4-4	Samad Taylor	Nick Loftin	Tyler Gentry	Logan Porter	Greyson Jenista	Dairon Blanco	Brewer Hicklen	Angelo Castellano	Tucker Bradley
5/27	@ St. Paul	L 14-1	Samad Taylor	Nate Eaton	Tyler Gentry	Logan Porter	Dairon Blanco	Johan Camargo	Greyson Jenista	Angelo Castellano	Tucker Bradley
5/28	@ St. Paul	L 10-6	Samad Taylor	Nate Eaton	Tyler Gentry	Logan Porter	CJ Alexander	Brewer Hicklen	Johan Camargo	Jackson Reetz	Clay Dungan
5/30	MEMPHIS	W 9-6	Samad Taylor	Nate Eaton	Tyler Gentry	Logan Porter	Dairon Blanco	CJ Alexander	Johan Camargo	Johan Camargo	Brewer Hicklen
5/31	MEMPHIS	W 9-6	Samad Taylor	Nate Eaton	Tyler Gentry	Logan Porter	Dairon Blanco	CJ Alexander	Johan Camargo	Johan Camargo	Brewer Hicklen
6/1	MEMPHIS	L 12-6	Samad Taylor	Nate Eaton	Tyler Gentry	Logan Porter	Dairon Blanco	CJ Alexander	Johan Camargo	Johan Camargo	Brewer Hicklen
6/2	MEMPHIS	W 10-9 (10)	Dairon Blanco	Nate Eaton	Tyler Gentry	Logan Porter	Dairon Blanco	CJ Alexander	Johan Camargo	Johan Camargo	Brewer Hicklen
6/3	MEMPHIS	L 4-2	Dairon Blanco	Samad Taylor	Tyler Gentry	Logan Porter	Nate Eaton	Logan Porter	Jackson Reetz	Brewer Hicklen	Angelo Castellano
6/4	MEMPHIS	L 6-5	Dairon Blanco	Samad Taylor	Tyler Gentry	Logan Porter	Nate Eaton	Logan Porter	CJ Alexander	Brewer Hicklen	Angelo Castellano
6/6	@ Indianapolis	W 9-7	Dairon Blanco	Samad Taylor	Tyler Gentry	Logan Porter	Nate Eaton	Logan Porter	Jackson Reetz	Angelo Castellano	Tucker Bradley
6/7	@ Indianapolis	W 15-7	Dairon Blanco	Samad Taylor	Tyler Gentry	Logan Porter	CJ Alexander	Brewer Hicklen	Clay Dungan	Angelo Castellano	Tucker Bradley
6/9	@ Indianapolis	W 6-2	Dairon Blanco	Samad Taylor	Tyler Gentry	Logan Porter	CJ Alexander	Brewer Hicklen	Jackson Reetz	Brewer Hicklen	Angelo Castellano
6/10	@ Indianapolis	W 5-1	Dairon Blanco	Samad Taylor	Tyler Gentry	Logan Porter	CJ Alexander	Brewer Hicklen	Jackson Reetz	Brewer Hicklen	Angelo Castellano
6/13	COLUMBUS	W 6-5	Samad Taylor	Kyle Isbel	Tyler Gentry	Johan Camargo	Logan Porter	Brewer Hicklen	Jackson Reetz	John Rave	Angelo Castellano
6/14	COLUMBUS	W 6-1	Samad Taylor	John Rave	Tyler Gentry	Johan Camargo	Logan Porter	Matt Beatty	Clay Dungan	Jermaine Palacios	Tucker Bradley
6/15	COLUMBUS	W 4-2	Samad Taylor	Kyle Isbel	Tyler Gentry	Logan Porter	Logan Porter	John Rave	Clay Dungan	Jermaine Palacios	Angelo Castellano
6/16	COLUMBUS	W 4-3	Brewer Hicklen	Kyle Isbel	Tyler Gentry	Logan Porter	Logan Porter	John Rave	Clay Dungan	Jermaine Palacios	Angelo Castellano
6/17	COLUMBUS	W 15-4	Nate Eaton	Matt Beatty	Tyler Gentry	Logan Porter	Logan Porter	John Rave	Clay Dungan	Jermaine Palacios	Angelo Castellano
6/18	COLUMBUS	W 6-4	Nate Eaton	Kyle Isbel	Tyler Gentry	Logan Porter	Logan Porter	John Rave	Clay Dungan	Jermaine Palacios	Angelo Castellano
6/20	@ Rochester	L 5-4	Nate Eaton	Kyle Isbel	Tyler Gentry	Logan Porter	Logan Porter	John Rave	Clay Dungan	Jermaine Palacios	Angelo Castellano
6/21	@ Rochester	W 7-3	Brewer Hicklen	Clay Dungan	Tyler Gentry	Logan Porter	Nate Eaton	Nate Eaton	Jermaine Palacios	Angelo Castellano	Tucker Bradley
6/22	@ Rochester	W 4-4	Brewer Hicklen	Kyle Isbel	Tyler Gentry	Logan Porter	Nate Eaton	Clay Dungan	Jermaine Palacios	Angelo Castellano	Tucker Bradley
6/23	@ Rochester	W 4-2	Brewer Hicklen	Kyle Isbel	Tyler Gentry	Logan Porter	Clay Dungan	Jermaine Palacios	Angelo Castellano	Tucker Bradley	Angelo Castellano
6/24	@ Rochester	L 3-2	Brewer Hicklen	Kyle Isbel	Tyler Gentry	Logan Porter	John Rave	Adeiny Hechavarria	Jermaine Palacios	Angelo Castellano	Tucker Bradley
6/25	@ Rochester	W 7-3	John Rave	Kyle Isbel	Tyler Gentry	Logan Porter	Clay Dungan	Adeiny Hechavarria	Jermaine Palacios	Paxton Wallace	Angelo Castellano
6/28	IOWA	L 9-2	Brewer Hicklen	John Rave	Tyler Gentry	Logan Porter	Nate Eaton	Tucker Bradley	Adeiny Hechavarria	Clay Dungan	Angelo Castellano
6/29	IOWA	W 8-3	Brewer Hicklen	John Rave	Tyler Gentry	Logan Porter	Nate Eaton	Tucker Bradley	Adeiny Hechavarria	Clay Dungan	Angelo Castellano
6/30	IOWA	L 6-5	Brewer Hicklen	John Rave	Tyler Gentry	Logan Porter	Nate Eaton	Tucker Bradley	Adeiny Hechavarria	Clay Dungan	Angelo Castellano
7/2 (G1)	IOWA	W 11-1 (7)	Brewer Hicklen	Michael Massey	John Rave	Tyler Gentry	Nate Eaton	Tucker Bradley	Adeiny Hechavarria	Clay Dungan	Angelo Castellano
7/2 (G2)	IOWA	L 6-2 (7)	John Rave	Tucker Bradley	Logan Porter	Nate Eaton	Tyler Gentry	Clay Dungan	Jermaine Palacios	Paxton Wallace	Angelo Castellano
7/4	@ Gwinnett	W 12-1	John Rave	Logan Porter	Michael Massey	Nate Eaton	Tyler Gentry	Clay Dungan	Adeiny Hechavarria	Jermaine Palacios	Angelo Castellano
7/5	@ Gwinnett	L 8-7 (10)	Tucker Bradley	Adeiny Hechavarria	John Rave	Brewer Hicklen	John Rave	Clay Dungan	Jermaine Palacios	Angelo Castellano	Tucker Bradley
7/6	@ Gwinnett	L 9-6	Samad Taylor	John Rave	Logan Porter	Nate Eaton	Tucker Bradley	Tucker Bradley	Adeiny Hechavarria	Brewer Hicklen	Angelo Castellano
7/7	@ Gwinnett	W 7-1	Samad Taylor	John Rave	Logan Porter	Nate Eaton	Tucker Bradley	Tucker Bradley	Adeiny Hechavarria	Clay Dungan	Angelo Castellano
7/8	@ Gwinnett	L 8-1	Clay Dungan	John Rave	Logan Porter	Nate Eaton	Tucker Bradley	Tucker Bradley	Adeiny Hechavarria	Jermaine Palacios	Angelo Castellano
7/14	INDIANAPOLIS	L 13-5	Clay Dungan	Nate Eaton	Logan Porter	John Rave	Tucker Bradley	Tucker Bradley	Adeiny Hechavarria	Brewer Hicklen	Angelo Castellano
7/15	INDIANAPOLIS	W 8-3	Brewer Hicklen	John Rave	Nick Loftin	Logan Porter	CJ Alexander	Nate Eaton	Tucker Bradley	Tyler Gentry	Angelo Castellano
7/16	INDIANAPOLIS	L 11-4	Clay Dungan	Nick Loftin	Logan Porter	CJ Alexander	Nate Eaton	Tucker Bradley	Tyler Gentry	Adeiny Hechavarria	Angelo Castellano
7/18	ST. PAUL	L 5-4	Tucker Bradley	Nick Loftin	Logan Porter	CJ Alexander	Nate Eaton	Tucker Bradley	Tyler Gentry	Adeiny Hechavarria	Angelo Castellano
7/19	ST. PAUL	L 6-5	Samad Taylor	Nick Loftin	Logan Porter	CJ Alexander	Nate Eaton	Tucker Bradley	Tyler Gentry	Adeiny Hechavarria	Angelo Castellano
7/20	ST. PAUL	L 6-0	Samad Taylor	Matt Beatty	Logan Porter	Nate Eaton	Tucker Bradley	Tucker Bradley	Adeiny Hechavarria	Brewer Hicklen	Angelo Castellano
7/21	ST. PAUL	W 5-4	Samad Taylor	John Rave	Logan Porter	CJ Alexander	Nate Eaton	Tucker Bradley	Tyler Gentry	Adeiny Hechavarria	Angelo Castellano
7/22	ST. PAUL	W 5-4	Samad Taylor	John Rave	Logan Porter	CJ Alexander	Nate Eaton	Tucker Bradley	Tyler Gentry	Adeiny Hechavarria	Angelo Castellano
7/23	ST. PAUL	W 5-1	Samad Taylor	John Rave	Logan Porter	CJ Alexander	Nate Eaton	Tucker Bradley	Tyler Gentry	Adeiny Hechavarria	Angelo Castellano
7/25	@ Columbus	L 10-2	Samad Taylor	Tucker Bradley	Logan Porter	John Rave	Nate Eaton	CJ Alexander	Angelo Castellano	Clay Dungan	Angelo Castellano
7/26	@ Columbus	W 5-2	Samad Taylor	John Rave	Nate Eaton	CJ Alexander	Brewer Hicklen	Clay Dungan	Angelo Castellano	Clay Dungan	Angelo Castellano
7/27	@ Columbus	W 5-2	Samad Taylor	John Rave	Nick Loftin	Logan Porter	CJ Alexander	Nate Eaton	Tucker Bradley	Tyler Gentry	Angelo Castellano
7/28	@ Columbus	W 6-3	Clay Dungan	Matt Beatty	Nick Loftin	Logan Porter	Nate Eaton	Tucker Bradley	CJ Alexander	Tyler Gentry	Angelo Castellano
7/29	@ Columbus	W 7-5	Nate Eaton	Matt Beatty	John Rave	Tyler Gentry	Tucker Bradley	Adeiny Hechavarria	Brewer Hicklen	Adeiny Hechavarria	Angelo Castellano
8/1	@ Louisville	L 3-2	Tucker Bradley	John Rave	Nick Loftin	Logan Porter	Nate Eaton	Tyler Gentry	CJ Alexander	Angelo Castellano	Clay Dungan
8/2	@ Louisville	L 5-4	John Rave	Nick Loftin	Nelson Velazquez	Logan Porter	Nate Eaton	Tyler Gentry	CJ Alexander	Adeiny Hechavarria	Angelo Castellano
8/3	@ Louisville	L 12-2	John Rave	Nick Loftin	Nelson Velazquez	Logan Porter	Nate Eaton	Tyler Gentry	CJ Alexander	Adeiny Hechavarria	Angelo Castellano
8/5	@ Louisville	L 5-1	Tucker Bradley	Nick Loftin	Clay Dungan	Devin Mann	Nelson Velazquez	Tyler Gentry	CJ Alexander	Angelo Castellano	Clay Dungan
8/6	@ Louisville	L 5-4	Clay Dungan	Nick Loftin	Devin Mann	Nelson Velazquez	Logan Porter	Tyler Gentry	CJ Alexander	Brewer Hicklen	Angelo Castellano
8/8	IOWA	L 8-2	John Rave	Nick Loftin	Devin Mann	Tyler Gentry	Logan Porter	Nate Eaton	Adeiny Hechavarria	Angelo Castellano	Clay Dungan
8/9	IOWA	L 10-3	John Rave	Nick Loftin	Devin Mann	Tyler Gentry	Logan Porter	Nate Eaton	Adeiny Hechavarria	Angelo Castellano	Clay Dungan
8/10	IOWA	L 7-4	Brewer Hicklen	Nick Loftin	Devin Mann	Tyler Gentry	Logan Porter	Nate Eaton	Adeiny Hechavarria	Angelo Castellano	Clay Dungan
8/11	IOWA	L 9-4	John Rave	Nick Loftin	Devin Mann	Tyler Gentry	Logan Porter	Nate Eaton	Adeiny Hechavarria	Angelo Castellano	Clay Dungan
8/12	IOWA	W 11-8	Clay Dungan	Nick Loftin	Devin Mann	Tyler Gentry	Logan Porter	Nate Eaton	Adeiny Hechavarria	Angelo Castellano	Clay Dungan
8/15	@ Toledo	L 8-2	Bubba Thompson	Edward Olivares	Nick Loftin	Devin Mann	John Rave	Tyler Gentry	Angelo Castellano	Nate Eaton	Clay Dungan
8/16	@ Toledo	L 4-2	Bubba Thompson	Edward Olivares	Nick Loftin	Nick Pratt	Devin Mann	John Rave	Angelo Castellano	John Rave	Clay Dungan
8/18	@ Toledo	L 5-0	Clay Dungan	Edward Olivares	Nick Loftin	Nick Pratt	Nate Eaton	Tyler Gentry	Angelo Castellano	John Rave	Clay Dungan
8/19	@ Toledo	L 6-3	Bubba Thompson	Devin Mann	Nick Pratt	Nick Pratt	John Rave	Tyler Gentry	Angelo Castellano	John Rave	Clay Dungan
8/20	@ Toledo	L 3-0	Bubba Thompson	Edward Olivares	Nick Pratt	Nick Pratt	John Rave	Tyler Gentry	Angelo Castellano	John Rave	Clay Dungan
8/22	ST. PAUL	W 14-4	Bubba Thompson	John Rave	Edward Olivares	Nick Pratt	Nick Pratt	Devin Mann	Angelo Castellano	Nate Eaton	Clay Dungan
8/23	ST. PAUL	L 6-4	Bubba Thompson	John Rave	Edward Olivares	Nick Pratt	Nick Pratt	Devin Mann	Angelo Castellano	Tyler Gentry	Angelo Castellano
8/24	ST. PAUL	L 10-7	Bubba Thompson	Edward Olivares	Nick Pratt	Devin Mann	Tyler Gentry	Nate Eaton	Angelo Castellano	Clay Dungan	Angelo Castellano
8/25	ST. PAUL	L 9-3	Clay Dungan	Nick Loftin	Devin Mann	Tyler Gentry	Nate Eaton	Angelo Castellano	Angelo Castellano	Clay Dungan	Angelo Castellano
8/26	ST. PAUL	W 5-3	Bubba Thompson	Edward Olivares	Nick Pratt	Devin Mann	Tyler Gentry	Nate Eaton	Angelo Castellano	Clay Dungan	Angelo Castellano
8/27	ST. PAUL	W 5-3	Bubba Thompson	Edward Olivares	Nick Pratt	Devin Mann	Tyler Gentry	Nate Eaton	Angelo Castellano	Clay Dungan	Angelo Castellano
8/29	LOUISVILLE	W 4-3	Bubba Thompson	Edward Olivares	Nick Pratt	Devin Mann	Tyler Gentry	Nate Eaton	Angelo Castellano	Clay Dungan	Angelo Castellano

DATE	OPPONENT	RESULT	IP	H	R	ER	BB	SO	2B	3B	HR	TB	AVG	WHIP	WP	BK	HB	GIDP	IBB	TBF	SV	SVO	ERA (SEASON)
3/31	@ Indianapolis	W 8-6	9.0	11	6	6	2	7	4	0	1	18	(.297)	(1.44)	0	1	2	1	0	40	1	1	6.00
4/1	@ Indianapolis	W 12-1	9.0	5	3	3	2	8	4	0	0	6	(.185)	(0.78)	0	1	1	1	0	31	0	0	3.50
4/2	@ Indianapolis	W 8-3	9.0	11	3	3	5	10	1	1	1	17	(.314)	(1.78)	0	0	0	3	0	40	0	0	3.33
4/4	TOLEDO	L 9-2	9.0	12	9	9	4	8	6	0	3	27	(.324)	(1.78)	0	0	0	3	0	41	0	0	4.75
4/5	TOLEDO	L 7-6	9.0	12	7	6	5	10	3	0	1	18	(.316)	(1.89)	1	0	2	0	43	0	1	5.00	
4/6	TOLEDO	L 8-5	9.0	10	8	8	8	12	3	0	3	22	(.286)	(2.00)	0	0	0	1	0	44	0	0	5.50
4/7	TOLEDO	W 9-4	9.0	9	4	4	5	8	0	2	1	16	(.250)	(1.56)	1	0	1	0	42	0	0	5.29	
4/8	TOLEDO	W 13-8	9.0	13	8	7	4	8	2	0	0	15	(.317)	(1.89)	0	1	2	1	0	47	0	0	5.50
4/9	TOLEDO	L 8-2	9.0	13	8	6	4	10	2	0	3	24	(.317)	(1.89)	0	1	1	1	0	46	0	0	5.56
4/11	@ Iowa	L 9-6	9.0	8	9	9	7	10	5	0	0	16	(.266)	(1.75)	0	0	1	0	39	0	0	5.97	
4/12	@ Iowa	W 10-6	9.0	8	6	2	10	2	1	2	2	18	(.235)	(1.11)	0	0	1	1	0	37	0	0	5.97
4/13	@ Iowa	L 14-1	8.0	15	14	12	4	8	7	0	2	28	(.375)	(2.38)	0	0	2	0	46	0	0	6.54	
4/14	@ Iowa	W 11-8	9.0	11	8	7	4	14	2	0	2	19	(.297)	(1.67)	1	0	2	0	45	1	1	6.57	
4/18	WINNETT	L 4-1	9.0	7	4	4	6	9	0	1	0	8	(.207)	(1.33)	0	0	3	0	39	0	0	6.39	
4/19	WINNETT	L 6-5	9.0	10	6	6	5	7	3	0	0	19	(.286)	(1.22)	0	0	1	1	0	36	0	0	5.84
4/20	WINNETT	L 9-3	9.0	10	9	6	5	7	1	1	1	16	(.286)	(1.67)	2	0	0	1	0	41	0	0	6.34
4/21	WINNETT	L 7-3	9.0	11	7	4	4	8	4	0	1	18	(.297)	(1.67)	4	1	0	2	0	42	0	0	6.20
4/22	WINNETT	L 5-2	9.0	10	5	4	5	5	1	0	1	14	(.294)	(1.67)	0	0	2	1	0	39	0	0	6.08
4/23	@ Nashville	W 5-3	9.0	8	3	3	3	5	7	2	0	10	(.229)	(1.22)	2	0	0	1	0	39	1	1	5.91
4/25	@ Nashville	L 8-3	8.0	11	8	8	3	5	2	1	2	21	(.333)	(2.25)	0	0	0	0	38	0	0	6.05	
4/26	@ Nashville	L 5-0	8.0	11	5	5	3	5	3	0	1	17	(.333)	(1.75)	0	0	0	0	37	0	0	6.03	
4/27	@ Nashville	W 2-1	9.0	6	1	1	5	10	1	0	0	8	(.200)	(1.22)	0	0	1	1	0	37	1	1	5.80
4/28	@ Nashville	L 4-3	8.2	7	4	3	4	7	1	0	0	8	(.233)	(1.27)	0	0	3	0	34	0	0	5.68	
4/29	@ Nashville	L 6-5 (10)	9.1	13	6	5	9	7	2	0	0	18	(.325)	(2.04)	0	0	1	0	48	0	1	6.09	
4/30	@ Nashville	W 10-6	9.0	9	6	6	5	9	1	0	1	13	(.257)	(1.56)	3	0	1	0	42	0	1	5.66	
5/2	LOUISVILLE	L 10-4	9.0	14	10	10	5	8	1	0	1	18	(.368)	(2.11)	3	0	0	0	45	0	0	5.83	
5/3	LOUISVILLE	L 7-4	9.0	11	7	6	4	10	0	0	3	20	(.306)	(1.67)	0	0	1	0	41	0	0	5.84	
5/4	LOUISVILLE	L 12-10	9.0	13	12	10	3	12	0	1	6	34	(.333)	(1.89)	0	0	1	1	0	43	0	0	5.84
5/5	LOUISVILLE	W 6-2	9.0	7	2	2	3	8	1	0	1	11	(.219)	(1.11)	0	0	0	0	36	1	1	5.85	
5/6	LOUISVILLE	W 11-9	9.0	13	9	9	3	9	4	0	2	23	(.342)	(1.78)	0	0	1	0	42	1	1	5.95	
5/7	LOUISVILLE	L 4-3	8.0	16	4	4	7	10	2	0	1	11	(.388)	(1.44)	1	1	0	0	39	0	1	5.89	
5/9	@ Scranton/WB	L 14-2	8.0	18	14	13	5	6	4	0	4	18	(.486)	(2.88)	0	0	2	4	0	45	0	0	6.14
5/10	@ Scranton/WB	L 4-3	8.0	4	4	4	8	9	1	0	0	8	(.160)	(1.50)	0	0	1	2	0	34	0	0	5.84
5/11	@ Scranton/WB	W 4-3 (11)	11.0	8	3	3	6	15	3	0	0	11	(.216)	(1.27)	1	0	1	2	44	0	1	5.96	
5/12	@ Scranton/WB	W 3-2	9.0	4	2	2	5	8	0	0	1	7	(.133)	(1.00)	0	0	0	0	35	1	1	5.85	
5/13	@ Scranton/WB	L 8-6	8.1	10	8	8	7	7	1	0	2	17	(.333)	(2.04)	1	0	1	2	0	38	0	1	5.92
5/14	@ Scranton/WB	L 9-7	9.0	9	3	3	13	11	3	0	3	16	(.250)	(1.56)	0	0	0	0	41	1	2	5.84	
5/16	TOLEDO	L 8-2	9.0	12	9	7	3	11	3	0	3	24	(.308)	(1.67)	2	0	0	1	0	42	0	0	5.87
5/17	TOLEDO	W 16-8	9.0	14	8	8	2	14	2	0	3	25	(.341)	(1.78)	1	0	0	0	43	0	0	5.92	
5/18	TOLEDO	W 9-0	9.0	3	0	0	4	7	2	0	0	4	(.107)	(0.78)	1	0	1	2	0	33	0	0	5.70
5/19	TOLEDO	W 9-1	9.0	6	1	0	4	7	0	0	0	8	(.188)	(1.11)	1	0	0	1	0	36	0	0	5.63
5/20	TOLEDO	W 4-1	8.0	4	1	0	5	8	1	0	0	5	(.179)	(1.44)	0	0	0	0	30	0	0	5.63	
5/21	TOLEDO	W 8-4	9.0	15	4	4	1	6	6	0	2	27	(.385)	(1.78)	0	0	2	2	0	42	0	0	5.56
5/23	@ St. Paul	W 6-1	9.0	6	1	1	2	7	1	0	0	7	(.182)	(0.89)	0	0	0	0	35	0	0	5.45	
5/24	@ St. Paul	L 6-5	8.0	9	6	6	6	13	2	1	0	18	(.273)	(1.88)	0	0	0	0	39	0	0	5.48	
5/25	@ St. Paul	L 8-6	8.0	10	8	8	4	7	1	0	1	13	(.318)	(1.88)	0	0	0	0	41	0	1	5.48	
5/26	@ St. Paul	W 8-4	8.0	8	4	4	7	7	1	0	1	12	(.250)	(1.67)	0	0	1	1	0	40	1	1	5.48
5/27	@ St. Paul	L 14-1	8.0	16	14	11	6	12	2	1	2	26	(.381)	(2.75)	0	0	0	0	48	0	0	5.58	
5/28	@ St. Paul	L 10-6	8.0	9	10	6	3	7	1	0	2	16	(.290)	(1.50)	0	0	1	0	36	0	1	5.60	
5/30	MEMPHIS	L 7-4	9.0	6	6	6	9	8	1	0	2	13	(.194)	(1.67)	0	0	1	1	0	41	1	1	5.61
5/31	MEMPHIS	L 9-4	10.0	11	9	9	10	11	1	0	2	30	(.282)	(1.67)	1	0	0	0	44	0	0	5.61	
6/1	MEMPHIS	L 12-6	10.0	11	12	12	11	8	2	0	3	22	(.297)	(2.44)	0	0	0	0	48	0	0	5.76	
6/2	MEMPHIS	W 10-9 (10)	10.0	12	9	7	7	10	2	0	1	17	(.300)	(1.90)	0	0	0	3	0	48	0	1	5.77
6/3	MEMPHIS	L 4-2	9.0	6	4	3	1	9	1	0	1	10	(.176)	(0.78)	2	0	0	0	35	0	0	5.72	
6/4	MEMPHIS	L 6-5	9.0	9	6	6	6	11	1	0	1	13	(.257)	(1.07)	1	0	1	1	0	42	1	1	5.66
6/6	@ Indianapolis	L 4-2	9.0	7	6	6	12	0	0	0	9	(.219)	(0.78)	0	0	1	1	0	40	1	1	5.66	
6/7	@ Indianapolis	W 9-7	9.0	10	7	7	4	13	3	1	1	18	(.286)	(1.56)	0	0	0	1	0	39	0	0	5.68
6/8	@ Indianapolis	W 15-7	9.0	11	7	7	8	7	3	0	1	17	(.306)	(2.11)	0	0	0	1	0	44	0	0	5.70
6/9	@ Indianapolis	W 6-2	9.0	8	2	2	2	12	1	0	1	12	(.216)	(1.00)	0	0	0	0	38	0	0	5.64	
6/10	@ Indianapolis	W 9-5	9.0	9	5	5	10	11	1	0	9	9	(.242)	(2.00)	0	0	1	1	0	41	0	0	5.64
6/13	COLUMBUS	W 6-5	9.0	9	5	5	6	10	3	0	1	15	(.250)	(1.67)	1	0	1	0	43	1	2	5.62	
6/14	COLUMBUS	W 6-1	9.0	4	1	1	6	11	0	0	0	4	(.133)	(1.11)	0	0	1	0	38	0	0	5.54	
6/15	COLUMBUS	W 4-2	9.0	5	2	2	1	4	0	0	2	11	(.161)	(0.67)	0	0	1	1	0	33	1	1	5.49
6/16	COLUMBUS	W 4-1	8.0	6	1	1	6	0	0	0	0	6	(.100)	(0.00)	0	0	0	3	0	41	0	0	5.42
6/17	COLUMBUS	W 13-4	9.0	11	4	4	4	6	0	0	0	18	(.297)	(1.67)	1	0	0	0	41	0	0	5.42	
6/18	COLUMBUS	W 6-4	9.0	6	4	4	5	9	2	1	0	10	(.194)	(1.22)	2	0	0	0	37	1	0	5.37	
6/20	@ Rochester	L 5-4	8.0	7	5	5	5	13	1	0	1	11	(.233)	(1.50)	1	1	1	0	36	0	0	5.38	
6/21	@ Rochester	W 7-3	9.0	7	3	2	2	8	1	0	1	11	(.219)	(1.00)	1	0	0	0	36	0	0	5.33	
6/22	@ Rochester	W 8-4	7.0	8	4	4	4	8	1	0	3	18	(.229)	(1.44)	0	0	0	0	40	0	0	5.33	
6/23	@ Rochester	W 4-2	9.0	5	2	1	5	7	1	0	0	8	(.167)	(1.11)	0	0	2	2	0	38	1	1	5.24
6/24	@ Rochester	L 3-2	8.1	9	3	3	5	8	4	0	1	16	(.273)	(1.68)	1	0	0	1	39	0	0	5.22	
6/25	@ Rochester	W 7-3	9.0	10	3	3	4	8	2														

DATE	OPPONENT	RESULT	AB	R	H	TB	2B	3B	HR	XBH	RBI	BB	IBB	SO	SB	CS	HBP	SAC	SF	GDP	LOB	AVG (SEASON)	
3/31	@ Indianapolis	W 8-6	40	8	12	16	2	1	0	2	8	9	0	12	5	0	0	0	0	0	14	300	
4/1	@ Indianapolis	W 12-1	42	12	16	24	2	1	0	2	12	9	0	10	3	0	0	0	0	2	11	341	
4/2	@ Indianapolis	W 8-3	39	8	12	22	1	0	3	4	8	4	0	5	2	0	1	0	0	0	9	331	
4/4	TOLEDO	L 9-2	29	2	6	18	1	0	1	3	2	4	0	10	1	1	0	0	0	4	6	307	
4/5	TOLEDO	L 6-5	34	6	7	15	0	0	2	3	3	4	0	12	2	1	0	0	0	1	4	293	
4/6	TOLEDO	W 9-4	34	9	12	18	3	0	1	4	8	4	0	11	0	0	0	0	1	1	6	282	
4/7	TOLEDO	W 13-8	36	13	12	26	2	0	4	6	13	5	0	9	0	0	0	0	0	0	4	297	
4/9	@ Iowa	L 8-2	33	2	6	11	2	0	1	3	2	6	0	12	0	0	2	0	0	0	12	285	
4/11	@ Iowa	L 9-6	38	6	10	20	4	0	2	6	6	1	0	6	0	0	0	0	0	0	6	283	
4/12	@ Iowa	W 10-6	38	10	12	29	5	0	4	9	10	3	0	9	1	1	0	0	0	0	5	286	
4/13	@ Iowa	L 14-1	31	1	6	12	3	0	1	4	1	1	0	4	0	0	0	0	0	1	4	279	
4/14	@ Iowa	W 11-8	38	11	11	14	3	0	0	3	10	7	0	7	5	1	2	0	1	0	10	280	
4/18	GWINNETT	L 4-1	31	1	7	10	3	0	0	3	1	3	0	7	0	0	0	0	0	1	3	277	
4/19	GWINNETT	L 4-1	31	2	6	14	2	0	2	4	2	3	0	7	2	0	0	0	0	1	5	272	
4/20	GWINNETT	L 9-3	27	3	3	4	1	0	0	1	3	11	0	10	2	0	0	0	2	1	10	264	
4/21	GWINNETT	L 7-3	35	3	9	13	1	0	1	2	3	4	0	8	1	0	0	0	0	1	9	264	
4/22	GWINNETT	L 5-2	37	5	4	8	3	0	0	2	5	4	0	8	0	1	0	0	0	3	2	259	
4/23	GWINNETT	W 8-5	31	8	12	17	3	0	0	2	5	4	0	7	6	1	0	0	0	0	6	265	
4/25	@ Nashville	L 8-3	29	3	5	6	1	0	0	1	3	3	0	12	0	0	1	0	0	2	3	261	
4/26	@ Nashville	L 5-0	30	0	4	5	1	0	0	1	0	2	0	7	3	0	0	0	0	2	5	255	
4/27	@ Nashville	W 2-1	33	2	5	13	2	0	1	3	2	2	0	11	2	1	0	0	0	1	3	255	
4/28	@ Nashville	L 4-3	37	5	5	0	0	0	0	0	0	9	0	9	3	0	0	0	0	1	3	251	
4/29	@ Nashville	L 6-5 (10)	30	5	8	15	4	0	0	0	4	4	0	6	6	0	0	0	0	2	3	247	
4/30	@ Nashville	W 10-6	34	10	11	23	3	0	3	6	10	7	0	9	3	0	1	1	3	1	9	253	
5/2	LOUISVILLE	L 10-4	33	4	6	9	1	1	0	2	4	7	0	10	0	1	1	0	0	1	10	250	
5/3	LOUISVILLE	L 7-4	34	10	10	13	3	0	0	3	4	2	0	6	0	0	0	0	0	3	5	252	
5/4	LOUISVILLE	L 12-10	40	10	11	17	3	0	1	3	8	4	0	11	6	0	0	0	0	0	9	252	
5/5	LOUISVILLE	W 6-2	30	6	5	12	1	0	2	3	6	3	0	10	3	0	0	0	0	0	3	250	
5/6	LOUISVILLE	W 11-9	31	11	12	16	1	0	1	2	10	6	0	6	2	1	4	1	1	0	8	254	
5/7	LOUISVILLE	L 4-3	35	3	8	17	1	1	2	4	3	2	0	10	2	0	0	0	0	0	7	253	
5/9	@ Scranton/WB	L 14-2	31	3	4	8	1	1	1	2	2	0	0	8	3	0	0	0	0	0	2	250	
5/10	@ Scranton/WB	L 4-3	30	3	5	11	1	0	1	2	1	0	0	9	3	0	0	0	0	1	0	2	249
5/11	@ Scranton/WB	W 4-3 (11)	36	4	4	8	1	0	1	2	2	7	0	9	3	0	1	0	0	2	6	243	
5/12	@ Scranton/WB	W 3-2	32	3	8	10	2	0	0	2	3	2	0	7	1	1	0	0	1	0	5	243	
5/13	@ Scranton/WB	L 8-6	37	6	14	21	4	1	5	6	5	0	0	8	3	1	1	0	0	0	6	248	
5/14	@ Scranton/WB	L 6-5	33	6	7	20	2	1	3	6	2	1	0	12	2	1	0	0	0	0	6	247	
5/16	@ Scranton/WB	W 6-2	36	2	9	10	1	0	0	2	0	8	0	12	2	0	0	0	0	0	15	247	
5/17	TOLEDO	W 16-8	41	16	18	34	7	0	3	10	15	5	0	9	3	0	2	0	0	1	8	253	
5/18	TOLEDO	W 9-0	36	9	14	20	3	0	1	4	9	4	0	7	0	0	1	0	0	2	9	256	
5/19	TOLEDO	W 9-1	32	9	12	18	4	1	0	5	8	8	0	7	5	0	1	0	0	0	8	259	
5/20	TOLEDO	W 7-1	29	7	2	7	2	0	0	7	7	6	0	6	2	0	0	0	0	0	8	255	
5/21	TOLEDO	W 8-4	35	8	12	28	2	1	4	7	7	6	0	6	2	0	0	0	0	1	9	257	
5/23	@ St. Paul	W 6-1	35	6	10	18	5	0	1	6	6	4	0	11	0	0	0	0	1	2	7	258	
5/24	@ St. Paul	L 6-5	38	5	11	15	1	0	1	2	5	6	0	12	1	1	0	0	0	1	12	259	
5/25	@ St. Paul	L 8-6	36	6	10	16	3	0	1	4	6	7	0	7	6	0	2	0	0	1	12	259	
5/26	@ St. Paul	L 9-4	32	6	9	11	1	0	0	1	3	8	0	7	7	1	0	0	0	2	8	259	
5/27	@ St. Paul	L 14-1	28	1	6	9	0	0	1	1	1	7	0	8	0	2	1	0	0	4	8	258	
5/28	@ St. Paul	L 10-6	34	6	11	12	1	1	2	7	5	3	0	5	2	0	0	0	0	4	4	260	
5/30	MEMPHIS	L 7-4	34	7	11	24	4	1	2	7	0	5	0	5	2	0	0	0	0	1	6	261	
5/31	MEMPHIS	L 4-3	37	4	9	9	0	0	0	0	7	3	0	10	3	0	1	0	0	1	3	261	
6/1	MEMPHIS	L 12-6	34	6	9	20	2	0	3	5	6	6	0	10	1	0	1	0	0	2	8	261	
6/2	MEMPHIS	W 10-9 (10)	40	10	13	20	4	0	1	5	9	3	0	8	4	1	0	2	1	0	8	263	
6/3	MEMPHIS	L 4-2	31	2	6	7	1	0	0	1	6	0	0	11	0	0	0	0	0	1	5	261	
6/4	MEMPHIS	L 6-5	37	5	12	13	2	0	0	1	4	6	0	8	2	0	0	0	0	4	2	11	263
6/6	@ Indianapolis	L 6-3	32	4	8	13	2	0	0	4	2	8	0	5	5	1	0	1	0	1	8	267	
6/7	@ Indianapolis	W 9-7	33	9	10	16	3	0	1	4	9	10	0	7	5	0	1	0	2	2	10	263	
6/8	@ Indianapolis	W 15-7	36	15	12	18	3	0	1	4	15	11	0	11	4	0	0	0	3	0	8	264	
6/9	@ Indianapolis	W 6-2	39	6	13	19	3	0	1	4	6	0	0	8	2	0	1	0	0	1	7	266	
6/10	@ Indianapolis	W 8-5	37	8	12	18	3	0	1	4	8	10	0	8	5	0	1	0	0	0	13	267	
6/13	COLUMBUS	W 6-5	29	6	8	14	1	0	2	3	6	4	0	10	2	0	1	0	0	1	4	266	
6/14	COLUMBUS	W 6-1	26	6	5	16	2	0	3	5	6	6	0	7	2	0	1	1	1	0	5	265	
6/15	COLUMBUS	W 4-2	29	4	6	10	0	1	0	1	4	3	0	8	2	0	1	0	0	1	0	5	265
6/16	COLUMBUS	W 13-4	30	13	15	23	5	0	2	6	4	4	0	7	0	0	0	0	0	1	1	10	266
6/17	COLUMBUS	W 6-4	34	6	13	23	4	0	2	6	6	1	0	7	1	0	2	0	0	1	7	270	
6/20	@ Rochester	L 5-4	31	4	7	8	1	0	0	1	4	7	0	10	0	2	0	0	1	1	8	269	
6/21	@ Rochester	W 7-3	35	7	11	13	3	0	0	3	7	6	0	8	0	0	0	0	0	2	7	269	
6/22	@ Rochester	W 14-4	37	14	11	16	2	0	1	4	11	7	0	12	2	0	0	0	0	0	6	270	
6/23	@ Rochester	W 4-2	33	4	7	12	2	0	1	3	3	2	0	8	0	0	1	1	0	0	6	269	
6/24	@ Rochester	L 3-2	30	2	5	11	1	1	1	3	2	6	0	11	1	0	0	1	0	1	8	268	
6/25	@ Rochester	W 7-3	33	7	9	10	1	0	0	1	2	7	0	9	1	0	0	1	2	1	5	268	
6/28	IOWA	L 9-2	30	2	5	6	1	0	0	1	2	3	0	10	1	0	0	1	0	1	5	268	
6/29	IOWA	W 8-3	34	8	12	28	5	1	3	9	8	3	0	11	1	0	0	0	0	0	11	268	
6/30	IOWA	L 6-5	37	5	9	12	3	0	0	3	3	4	0	12	1	0	1	0	0	1	10	267	
7/2 [61]	IOWA	W 11-1 (7)	31	11	16	27	5	0	2	7	11	3	0	7	0	0	1	0	0	2	6	270	
7/2 [62]	IOWA	L 6-2 (7)	26	2	6	11	2	0	1	3	1	0	0	7	1	1	0	0	0	0	3	270	
7/3	IOWA	L 6-3	32	6	9	13	2	0	0	3	5	0	0	11	0	0	0	0	0	0	3	270	
7/4	@ Gwinnett	L 3-1	29	1	3	4	1	0	0	1													

HITTING

SERIES	OPPONENT	DATES	AVG	G	AB	R	H	TB	2B	3B	HR	RBI	BB	IBB	SO	SB	CS	OBP	SLG	OPS	PA	SAC	SF	HBP	GIDP
SERIES 1	@ Indianapolis	3/31 - 4/2	.331	3	121	28	40	62	5	1	5	28	19	0	27	10	0	.420	.512	.932	143	0	2	1	0
SERIES 2	TOLEDO	4/4 - 4/9	.258	6	198	37	51	100	9	2	12	34	28	0	61	5	2	.355	.505	.860	231	0	2	3	7
SERIES 3	@ Iowa	4/11 - 4/16	.269	4	145	28	39	75	15	0	7	27	12	0	26	6	2	.335	.517	.852	161	0	1	3	1
SERIES 4	GWINNETT	4/18 - 4/23	.225	6	182	16	41	64	11	0	4	16	29	0	50	11	3	.330	.352	.682	215	0	3	1	7
SERIES 5	@ Nashville	4/25 - 4/30	.212	6	193	23	41	67	11	0	5	21	20	0	52	11	1	.292	.347	.639	220	1	3	3	9
SERIES 6	LOUISVILLE	5/2 - 5/7	.256	6	203	38	52	84	10	2	6	35	24	0	48	13	2	.349	.414	.763	236	1	2	6	4
SERIES 7	@ Scranton/WB	5/9 - 5/14	.211	6	199	24	42	78	11	2	7	20	20	0	50	12	4	.290	.392	.682	224	0	2	3	3
SERIES 8	TOLEDO	5/16 - 5/21	.321	6	209	45	67	112	17	2	8	42	38	0	56	14	1	.433	.536	.969	252	0	1	4	5
SERIES 9	@ St. Paul	5/23 - 5/28	.276	6	203	30	56	79	11	0	4	26	35	0	49	16	4	.391	.389	.780	243	0	1	4	14
SERIES 10	MEMPHIS	5/30 - 6/4	.286	6	213	34	61	93	12	1	6	28	24	0	52	10	3	.365	.437	.802	243	2	1	3	7
SERIES 11	@ Indianapolis	6/6 - 6/11	.311	5	177	43	55	84	14	0	5	42	33	1	39	21	1	.414	.475	.889	221	1	7	3	3
SERIES 12	COLUMBUS	6/13 - 6/18	.303	6	185	39	56	102	14	1	10	39	26	0	49	7	1	.397	.551	.948	220	1	3	5	4
SERIES 13	@ Rochester	6/20 - 6/25	.246	6	199	32	49	70	10	1	3	28	31	0	59	6	3	.349	.352	.701	237	2	3	2	6
SERIES 14	IOWA	6/28 - 7/3	.279	6	190	34	53	93	17	1	7	30	23	1	57	5	2	.364	.489	.853	218	1	1	3	4
SERIES 15	@ Gwinnett	7/4 - 7/9	.250	5	168	22	42	73	12	2	5	21	20	0	44	10	3	.325	.435	.760	191	0	3	0	3
SERIES 16	INDIANAPOLIS	7/14 - 7/16	.280	3	107	17	30	56	2	0	8	16	12	0	24	1	0	.364	.523	.887	121	0	0	2	1
SERIES 17	ST. PAUL	7/18 - 7/23	.254	6	193	26	49	75	12	4	2	25	23	2	39	7	1	.336	.389	.725	220	0	2	2	3
SERIES 18	@ Columbus	7/25 - 7/30	.230	6	200	29	46	84	8	0	10	27	38	0	43	3	4	.357	.420	.777	244	0	3	3	2
SERIES 19	@ Louisville	8/1 - 8/6	.184	6	190	16	35	50	4	1	3	14	27	0	46	8	2	.291	.263	.554	220	0	1	2	5
SERIES 20	IOWA	8/8 - 8/13	.199	5	161	14	32	65	4	1	9	14	22	0	52	2	1	.299	.404	.703	184	0	0	1	6
SERIES 21	@ Toledo	8/15 - 8/20	.246	6	207	20	51	77	11	0	5	18	22	0	72	7	4	.328	.372	.700	233	1	0	3	2
SERIES 22	ST. PAUL	8/22 - 8/27	.243	6	189	40	46	81	11	0	8	38	35	0	49	7	2	.366	.429	.795	232	0	4	4	2
SERIES 23	LOUISVILLE	8/29 - 9/3	.261	6	203	28	53	87	8	1	8	27	26	0	54	8	1	.359	.429	.788	235	1	0	5	3
SERIES 24	@ Iowa	9/5 - 9/10																							
SERIES 25	INDIANAPOLIS	9/12 - 9/17																							
SERIES 26	@ Columbus	9/19 - 9/24																							

PITCHING

SERIES	OPPONENT	DATES	W	L	ERA	G	GS	CG	SHO	GF	HLD	SV	SVO	IP	H	R	ER	HR	HB	BB	IBB	SO	AVG	WP	BK	GIDP
SERIES 1	@ Indianapolis	3/31 - 4/2	3	0	3.33	3	3	0	0	3	0	1	1	27.0	27	10	10	2	3	9	0	25	.273	0	1	9
SERIES 2	TOLEDO	4/4 - 4/9	2	4	6.67	6	6	0	0	6	0	0	1	54.0	69	44	40	11	4	30	0	56	.303	2	1	6
SERIES 3	@ Iowa	4/11 - 4/16	2	2	9.00	4	4	0	0	4	2	1	1	34.0	41	37	34	8	6	17	1	42	.289	1	0	1
SERIES 4	GWINNETT	4/18 - 4/23	1	5	4.50	6	6	0	0	6	3	1	1	54.0	55	34	27	5	2	24	0	39	.268	10	1	6
SERIES 5	@ Nashville	4/25 - 4/30	2	4	4.85	6	6	0	0	6	6	1	4	52.0	57	30	28	5	3	26	0	43	.284	3	0	4
SERIES 6	LOUISVILLE	5/2 - 5/7	2	4	6.83	6	6	0	0	6	3	2	3	54.0	64	44	41	14	2	26	0	53	.298	4	1	2
SERIES 7	@ Scranton/WB	5/9 - 5/14	3	3	5.57	6	6	0	0	6	7	2	5	53.1	53	34	33	10	5	36	2	58	.272	3	0	9
SERIES 8	TOLEDO	5/16 - 5/21	4	2	3.83	6	6	0	1	6	3	0	0	54.0	55	26	23	8	5	22	0	55	.266	5	0	7
SERIES 9	@ St. Paul	5/23 - 5/28	2	4	5.94	6	6	0	0	6	1	1	3	50.0	58	43	33	6	3	29	0	51	.286	0	0	2
SERIES 10	MEMPHIS	5/30 - 6/4	2	4	6.71	6	6	0	0	6	4	1	3	55.0	55	46	41	13	0	39	0	56	.255	4	0	6
SERIES 11	@ Indianapolis	6/6 - 6/11	5	0	4.60	5	5	0	0	5	2	2	2	45.0	44	23	23	3	1	29	0	55	.254	1	0	4
SERIES 12	COLUMBUS	6/13 - 6/18	6	0	2.83	6	6	0	0	6	6	3	4	54.0	41	17	17	5	3	25	0	47	.209	4	0	5
SERIES 13	@ Rochester	6/20 - 6/25	4	2	3.10	6	6	0	0	6	7	1	2	52.1	46	20	18	7	3	26	1	51	.234	4	1	2
SERIES 14	IOWA	6/28 - 7/3	2	4	5.58	6	6	0	0	6	1	0	1	50.0	41	32	31	10	0	31	0	58	.225	1	0	5
SERIES 15	@ Gwinnett	7/4 - 7/9	1	4	5.14	5	5	0	0	5	1	1	4	42.0	35	29	24	5	3	27	1	41	.227	1	0	3
SERIES 16	INDIANAPOLIS	7/14 - 7/16	1	2	9.00	3	3	0	0	3	0	0	0	27.0	36	27	27	8	1	22	1	30	.330	2	0	3
SERIES 17	ST. PAUL	7/18 - 7/23	4	2	4.17	6	6	0	1	6	0	1	1	54.0	41	25	25	6	8	26	0	49	.210	5	1	2
SERIES 18	@ Columbus	7/25 - 7/30	4	2	5.19	6	6	0	0	6	4	3	3	52.0	47	31	30	9	0	27	0	53	.239	3	0	4
SERIES 19	@ Louisville	8/1 - 8/6	0	6	6.39	6	6	0	0	6	2	0	2	49.1	55	37	35	5	6	32	2	49	.284	1	0	2
SERIES 20	IOWA	8/8 - 8/13	0	5	9.80	5	5	0	0	5	1	0	2	45.0	57	54	49	15	3	38	0	51	.302	2	0	3
SERIES 21	@ Toledo	8/15 - 8/20	2	4	5.04	6	6	0	0	4	1	1	1	50.0	54	31	28	9	0	32	0	49	.278	4	0	3
SERIES 22	ST. PAUL	8/22 - 8/27	3	3	5.17	6	6	0	0	6	4	1	2	54.0	63	35	31	7	4	25	0	69	.292	6	0	4
SERIES 23	LOUISVILLE	8/29 - 9/3	3	3	4.17	6	6	0	0	6	2	1	2	54.0	60	27	25	9	5	18	0	53	.286	5	0	11
SERIES 24	@ Iowa	9/5 - 9/10																								
SERIES 25	INDIANAPOLIS	9/12 - 9/17																								
SERIES 26	@ Columbus	9/19 - 9/24																								

 SERIES WINS: 7 (3 at Home, 4 on Road)

 SERIES LOSSES: 12 (7 at Home, 5 on Road)

 SERIES SPLITS: 4 (2 at Home, 2 on Road)

STARTING PITCHERS

SERIES	OPPONENT	DATES	W	L	ERA	G	CG	SHO	IP	H	R	ER	2B	3B	HR	TB	BB	IBB	SO	WHIP	AVG	HBP	WP	BK	GDP	K/BB	NP	NS	TBF
SERIES 1	@ Indianapolis	3/31 - 4/2	0	0	6.55	3	0	0	11.0	13	8	8	2	1	2	23	4	0	13	1.55	.295	2	0	0	2	3.25	187	118	50
SERIES 2	TOLEDO	4/4 - 4/9	1	3	4.97	6	0	0	25.1	31	16	14	7	1	4	52	12	0	22	1.70	.290	0	1	0	3	1.83	484	299	120
SERIES 3	@ Iowa	4/11 - 4/16	0	2	17.51	4	0	0	12.1	20	24	24	6	0	7	47	10	0	16	2.43	.357	1	0	0	1	1.60	280	170	68
SERIES 4	GWINNETT	4/18 - 4/23	1	2	3.55	6	0	0	33.0	29	17	13	6	2	2	45	14	0	21	1.30	.246	0	3	0	5	1.50	514	321	137
SERIES 5	@ Nashville	4/25 - 4/30	1	2	5.23	6	0	0	31.0	32	18	18	8	1	4	54	11	0	20	1.39	.274	1	1	0	2	1.82	534	348	132
SERIES 6	LOUISVILLE	5/2 - 5/7	1	3	8.13	6	0	0	27.2	37	25	25	5	1	10	74	9	0	21	1.66	.325	1	0	0	1	2.33	478	308	125
SERIES 7	@ Scranton/WB	5/9 - 5/14	1	1	5.92	6	0	0	24.1	28	16	16	8	0	5	51	15	0	24	1.77	.298	2	0	0	2	1.60	458	279	111
SERIES 8	TOLEDO	5/16 - 5/21	1	1	5.26	6	0	0	25.2	32	15	15	9	0	6	59	12	0	20	1.71	.311	1	2	0	4	1.67	456	271	116
SERIES 9	@ St. Paul	5/23 - 5/28	2	1	3.33	6	0	0	27.0	26	10	10	5	0	0	31	10	0	21	1.33	.255	0	0	0	2	2.10	432	278	112
SERIES 10	MEMPHIS	5/30 - 6/4	1	2	6.00	6	0	0	30.0	33	23	20	6	1	10	71	14	0	29	1.57	.277	0	2	0	3	2.07	555	336	135
SERIES 11	@ Indianapolis	6/6 - 6/11	3	0	5.25	5	0	0	24.0	24	14	14	5	2	3	42	13	0	27	1.54	.258	1	0	0	2	2.08	419	253	107
SERIES 12	COLUMBUS	6/13 - 6/18	4	0	2.35	6	0	0	30.2	23	8	8	2	0	5	40	13	0	16	1.17	.211	2	1	0	5	1.23	463	288	125
SERIES 13	@ Rochester	6/20 - 6/25	3	0	2.79	6	0	0	29.0	29	11	9	6	0	5	50	7	0	25	1.24	.261	1	1	1	2	3.57	491	324	123
SERIES 14	IOWA	6/28 - 7/3	0	2	5.54	6	0	0	26.0	24	16	16	5	1	6	49	12	0	28	1.38	.250	0	0	0	3	2.33	425	263	108
SERIES 15	@ Gwinnett	7/4 - 7/9	1	0	0.86	5	0	0	21.0	15	2	2	3	0	0	18	6	0	24	1.00	.203	0	0	0	2	4.00	323	204	81
SERIES 16	INDIANAPOLIS	7/14 - 7/16	0	1	11.05	3	0	0	7.1	11	9	9	4	0	3	24	7	0	4	2.45	.367	1	0	0	2	0.57	154	89	38
SERIES 17	ST. PAUL	7/18 - 7/23	0	1	3.95	6	0	0	27.1	26	12	12	7	0	2	39	11	0	26	1.35	.245	2	2	0	1	2.36	495	314	119
SERIES 18	@ Columbus	7/25 - 7/30	3	2	4.26	6	0	0	31.2	25	15	15	2	0	7	48	12	0	24	1.17	.214	0	0	0	2	2.00	512	325	130
SERIES 19	@ Louisville	8/1 - 8/6	0	3	9.31	6	0	0	19.1	21	21	20	3	1	4	38	14	0	22	1.81	.266	2	1	0	0	1.57	381	235	97
SERIES 20	IOWA	8/8 - 8/13	0	1	6.30	5	0	0	20.0	18	14	14	5	0	7	44	14	0	27	1.60	.240	0	0	0	1	1.93	382	228	90
SERIES 21	@ Toledo	8/15 - 8/20	0	3	6.17	6	0	0	23.1	31	18	16	10	2	4	57	17	0	27	2.06	.323	0	2	0	1	1.59	443	260	113
SERIES 22	ST. PAUL	8/22 - 8/27	3	1	7.11	6	0	0	25.1	29	20	20	4	0	4	45	13	0	31	1.66	.293	1	2	0	3	2.38	448	275	115
SERIES 23	LOUISVILLE	8/29 - 9/3	2	2	4.18	6	0	0	32.1	36	16	15	5	0	7	62	10	0	29	1.42	.281	1	3	0	6	2.90	514	341	140
SERIES 24	@ Iowa	9/5 - 9/10																											
Series 25	INDIANAPOLIS	9/12 - 9/17																											
Series 26	@ Columbus	9/19 - 9/24																											

RELIEVERS

SERIES	OPPONENT	DATES	W	L	ERA	G	HLD	SV	SVO	IP	H	R	ER	2B	3B	HR	TB	BB	IBB	SO	WHIP	AVG	HBP	WP	BK	GDP	K/BB	NP	NS	TBF	IR	IRS
SERIES 1	@ Indianapolis	3/31 - 4/2	3	0	1.13	3	0	1	1	16.0	14	2	2	4	0	0	18	5	0	12	1.19	.255	1	0	1	7	2.40	218	132	61	1	1
SERIES 2	TOLEDO	4/4 - 4/9	1	1	8.16	6	0	0	1	28.2	38	28	26	9	1	7	70	18	0	34	1.95	.314	4	1	1	3	1.89	579	345	143	7	5
SERIES 3	@ Iowa	4/11 - 4/16	2	0	4.15	4	2	1	1	21.2	21	13	10	8	1	1	34	7	1	26	1.29	.244	5	1	0	0	3.71	374	229	99	4	4
SERIES 4	GWINNETT	4/18 - 4/23	0	3	6.00	6	3	1	1	21.0	26	17	14	5	0	3	40	10	0	18	1.71	.299	2	7	1	1	1.80	379	235	102	5	4
SERIES 5	@ Nashville	4/25 - 4/30	1	2	4.29	6	6	1	4	21.0	25	12	10	2	0	1	30	15	0	23	1.90	.298	2	2	0	2	1.53	414	237	103	14	3
SERIES 6	LOUISVILLE	5/2 - 5/7	1	1	5.47	6	3	2	3	26.1	27	19	16	4	0	4	43	17	0	32	1.67	.267	1	4	1	1	1.88	489	293	121	9	5
SERIES 7	@ Scranton/WB	5/9 - 5/14	2	2	5.28	6	7	2	5	29.0	25	18	17	2	0	5	42	21	2	34	1.59	.248	3	3	0	7	1.62	538	318	126	12	3
SERIES 8	TOLEDO	5/16 - 5/21	3	1	2.54	6	3	0	0	28.1	23	11	8	5	0	2	34	10	0	35	1.16	.221	4	3	0	3	3.50	503	303	119	10	3
SERIES 9	@ St. Paul	5/23 - 5/28	0	3	9.00	6	1	1	3	23.0	32	33	23	5	2	6	59	19	0	30	2.22	.317	3	0	0	0	1.58	498	285	124	8	5
SERIES 10	MEMPHIS	5/30 - 6/4	1	2	7.56	6	4	1	3	25.0	22	23	21	3	0	3	34	25	0	27	1.88	.227	0	2	0	3	1.08	528	308	123	18	9
SERIES 11	@ Indianapolis	6/6 - 6/11	2	0	3.86	5	2	2	2	21.0	20	9	9	3	0	0	23	16	0	28	1.71	.250	0	1	0	2	1.75	388	237	98	14	2
SERIES 12	COLUMBUS	6/13 - 6/18	2	0	3.47	6	6	3	4	23.1	18	9	9	4	1	0	24	12	0	31	1.29	.207	1	3	0	0	2.58	385	252	101	9	3
SERIES 13	@ Rochester	6/20 - 6/25	1	2	3.47	6	7	1	2	23.1	17	9	9	4	1	2	29	19	1	26	1.54	.198	2	3	0	0	1.37	429	255	108	5	0
SERIES 14	IOWA	6/28 - 7/3	2	2	5.63	6	1	0	1	24.0	17	16	15	2	0	4	31	19	0	30	1.50	.198	0	1	0	2	1.58	434	247	107	12	2
SERIES 15	@ Gwinnett	7/4 - 7/9	0	4	9.43	5	1	1	4	21.0	20	27	22	4	0	5	39	21	1	17	1.95	.250	3	1	0	1	0.81	410	227	105	12	7
SERIES 16	INDIANAPOLIS	7/14 - 7/16	1	1	8.24	3	0	0	0	19.2	25	18	18	6	0	5	46	15	1	26	2.03	.316	0	2	0	1	1.73	388	235	96	4	1
SERIES 17	ST. PAUL	7/18 - 7/23	4	1	4.39	6	0	1	1	26.2	15	13	13	2	0	4	29	15	0	23	1.13	.169	6	3	1	1	1.53	433	256	112	15	7
SERIES 18	@ Columbus	7/25 - 7/30	1	0	6.64	6	4	3	3	20.1	22	16	15	3	1	2	33	15	0	29	1.82	.275	0	3	0	2	1.93	421	248	96	11	4
SERIES 19	@ Louisville	8/1 - 8/6	0	3	4.50	6	2	0	2	30.0	34	16	15	9	0	1	46	18	2	27	1.73	.296	4	0	0	2	1.50	570	333	139	10	5
SERIES 20	IOWA	8/8 - 8/13	0	4	12.60	5	1	0	2	25.0	39	40	35	6	1	8	71	24	0	24	2.52	.342	3	2	0	2	1.00	559	318	141	8	5
SERIES 21	@ Toledo	8/15 - 8/20	2	1	4.05	6	1	1	1	26.2	23	13	12	6	0	5	44	15	0	22	1.43	.235	0	2	0	2	1.47	451	262	115	12	3
SERIES 22	ST. PAUL	8/22 - 8/27	0	2	3.45	6	4	1	2	28.2	34	15	11	5	0	3	48	12	0	38	1.60	.291	3	4	0	1	3.17	490	308	132	9	2
SERIES 23	LOUISVILLE	8/29 - 9/3	1	1	4.15	6	2	1	2	21.2	24	11	10	2	1	2	34	8	0	24	1.48	.293	4	2	0	5	3.00	393	242	96	7	4
SERIES 24	@ Iowa	9/5 - 9/10																														
Series 25	INDIANAPOLIS	9/12 - 9/17																														
Series 26	@ Columbus	9/19 - 9/24																														

2023 STORM CHASER QUALITY STARTS (20)

STARTER (# IN 2023)	GAME	DEC	IP	H	R	ER	HR	HB	BB	IBB	SO	WP	BK	GIDP	TBF	% K/BF	NP-S	S%	FPS	FPS%	P/IP	CATCHER	
1.	Jonathan Heasley (1)	4/7 vs. Toledo	W	6.0	6	2	2	1	0	2	0	5	0	0	0	26	19.2%	92-61	66.30%	19	73.08%	15.33	Fermin
2.	Mike Mayers (1)	4/18 vs. Gwinnett	—	6.0	3	1	1	0	0	2	0	2	0	0	0	23	8.7%	82-54	65.85%	13	56.52%	13.67	Fermin
3.	Jonathan Heasley (2)	4/19 vs. Gwinnett	L	7.0	7	3	3	1	0	0	0	7	0	0	1	26	26.9%	95-60	63.16%	15	57.69%	13.57	Porter
4.	Austin Cox (1)	4/27 @ Nashville	W	6.0	4	0	0	0	0	3	0	5	0	0	1	22	22.7%	101-62	61.39%	12	54.55%	16.83	Reetz
5.	Drew Parrish (1)	4/28 @ Nashville	—	6.0	1	0	0	0	0	2	0	5	0	0	1	20	25.0%	90-56	62.22%	6	30.00%	15.00	Porter
6.	Mike Mayers (2)	5/5 vs. Louisville	W	6.0	4	1	1	1	0	1	0	5	0	0	0	22	22.7%	79-55	69.62%	14	63.64%	13.17	Reetz
7.	Daniel Lynch (1)	5/23 @ St. Paul	W	6.0	3	0	0	0	0	0	0	5	0	0	0	21	23.8%	61-47	77.05%	14	66.67%	10.17	Porter
8.	Max Castillo (1)	5/28 @ St. Paul	—	6.0	4	1	1	0	0	0	0	4	0	0	0	21	19.0%	69-46	66.67%	12	57.14%	11.50	Reetz
9.	Max Castillo (2)	6/9 @ Indianapolis	W	6.0	4	1	1	1	0	1	0	8	0	0	0	25	32.0%	89-61	68.54%	16	64.00%	14.83	Reetz
10.	Jonathan Heasley (3)	6/13 vs. Columbus	—	6.0	5	2	2	1	0	2	0	4	1	0	0	25	16.0%	93-57	61.29%	15	60.00%	15.50	Reetz
11.	Max Castillo (3)	6/15 vs. Columbus	W	6.0	4	2	2	2	1	0	0	0	0	0	1	21	0.0%	75-51	68.00%	14	66.67%	12.50	Porter
12.	Anthony Veneziano (1)	6/16 vs. Columbus	W	6.1	3	0	0	0	0	3	0	2	0	0	3	23	8.7%	87-56	64.37%	14	60.87%	13.74	Briceño
13.	Max Castillo (4)	6/30 vs. Iowa	—	6.0	3	3	3	2	0	3	0	2	0	0	1	23	8.7%	89-52	58.43%	14	60.87%	14.83	Briceño
14.	Ryan Yarbrough (1)	7/4 @ Gwinnett	—	6.0	3	0	0	0	0	1	0	6	0	0	1	21	28.6%	81-50	61.73%	14	66.67%	13.50	Briceño
15.	Anthony Veneziano (2)	7/23 vs. St. Paul	—	6.0	4	1	1	0	1	0	0	5	0	0	0	23	28.6%	81-56	69.14%	15	65.22%	13.50	Porter
16.	Angel Zerpa (1)	7/26 @ Columbus	—	6.1	3	1	1	0	0	2	0	1	0	0	1	23	28.6%	92-59	64.13%	17	73.91%	14.53	Briceño
17.	Anthony Veneziano (3)	8/10 vs. Iowa	—	6.0	3	0	0	0	0	2	0	10	0	0	0	22	45.5%	104-69	66.35%	15	68.18%	17.33	Briceño
18.	Jonathan Bowlan (1)	8/30 vs. Louisville	W	6.0	5	1	1	0	0	2	0	6	0	0	2	23	26.1%	89-57	64.04%	10	43.48%	14.83	Porter
19.	Anthony Veneziano (4)	9/3 vs. Louisville	W	6.0	4	1	0	0	0	3	0	6	1	0	1	25	24.0%	96-64	66.67%	18	72.00%	16.00	Briceño
20.	Jonathan Bowlan (2)	9/5 @ Iowa	W	6.0	5	2	2	2	0	1	0	2	1	0	0	24	8.3%	93-54	58.06%	11	45.83%	15.50	Porter

2023 REHAB ASSIGNMENTS WITH OMAHA (12)

HITTING

PLAYER	INJURY	DATES	AVG	G	AB	R	H	TB	2B	3B	HR	RBI	BB	IBB	SO	SB	CS	OBP	SLG	OPS	PA	SAC	SF	HBP	GIDP
Drew Waters	Left oblique strain	May 9 - 24	.327	13	52	12	17	33	6	2	2	6	6	0	13	2	0	.397	.635	1.032	58	0	0	0	3
Nicky Lopez	Appendicitis	May 16 - 20	.300	3	10	1	3	4	1	0	0	1	3	0	1	1	0	.462	.400	.862	13	0	0	0	0
Kyle Isbel	Left hamstring strain	June 13 - 25	.290	9	31	7	9	17	2	0	2	6	6	0	6	0	0	.405	.548	.953	37	0	0	0	2
Michael Massey	Left hand laceration	June 30 - July 3	.182	3	11	2	2	3	1	0	0	0	1	0	3	0	0	.250	.273	.523	12	0	0	0	0
Matt Beaty	Concussion	July 19 - July 30	.250	6	20	1	5	8	0	0	1	1	2	0	0	0	0	.348	.400	.748	23	0	0	1	0
Nick Pratto	Left groin strain	August 17 - August 25	.200	5	15	3	3	3	0	0	0	1	4	0	9	0	0	.368	.200	.568	19	0	0	0	0
Nick Pratto	Left groin strain	August 30 - Pres.	.227	6	22	4	5	11	0	0	2	8	2	1	9	0	0	.320	.500	.820	25	0	0	1	0

PITCHING

PLAYER	INJURY	DATES	W	L	ERA	G	GS	CG	SHO	GF	HLD	SV	SVO	IP	H	R	ER	HR	HB	BB	IBB	SO	AVG	WP	BK	GIDP	TBF
Daniel Lynch	Left rotator cuff strain	May 7 - 23	2	0	3.50	4	4	0	0	0	0	0	0	18.0	19	7	7	3	0	3	0	18	.264	1	0	0	75
Amir Garrett	L elbow valgus extension overload	June 22 - 28	0	0	10.13	3	0	0	0	0	1	0	0	2.2	3	3	3	1	0	5	0	2	.273	1	0	0	16
Ryan Yarbrough	Head fractures	June 24 - July 4	0	0	1.23	3	3	0	0	0	0	0	0	14.2	9	2	2	1	0	2	0	18	.176	0	0	1	53
Brad Keller	R shoulder impingement syndrome	June 28 - July 25	0	3	15.00	9	2	0	0	0	0	0	0	9.0	11	17	15	1	1	21	0	5	.324	3	0	1	59
Angel Zerpa	Left shoulder tendinopathy	June 28 - July 13	0	1	3.95	3	3	0	0	0	0	0	0	13.2	14	6	6	2	0	6	0	15	.264	0	0	0	59

#	PITCHERS	ACTIVE DATES	CURRENT TEAM (IF NOT OMAHA)
48	Barlow, Joe	8/5-9/1 , 9/3-	
31	Bowlan, Jonathan	6/20-	
50	Castillo, Max	3/31-5/7 , 5/16-5/19 , 5/23-7/16 , 7/20-8/14 , 8/18-	
32	Chamberlain, Christian	6/20-8/25	Omaha 7-Day Injured List
57, 47	Coleman, Dylan	4/13-7/5 8/22-	
31, 48	Cox, Austin	3/31-5/3 , 5/5-6/7 , 7/4-7/19	KANSAS CITY ROYALS
46	Cruz, Steven	7/12-8/29	KANSAS CITY ROYALS
45	Cuas, Jose	5/3-5/8	CHICAGO CUBS
36	de Geus, Brett	8/10-	
55	Dipoto, Jonah	5/3-	
24	Dye, Josh	4/12-5/2	Round Rock Express (TEX – AAA)
54	Garrett, Amir	6/22-6/30	Columbus Clippers (CLE – AAA)
38	Hearn, Taylor	7/30-8/8 , 8/29-	
62, 34, 54	Heasley, Jonathan	3/31-5/5 , 5/7-7/4 , 8/12-	
57	Hoffmann, Andrew	8/12-	
51	Keller, Brad	6/28-7/28	KANSAS CITY ROYALS (60-Day IL)
62	Klein, Will	6/13-	
37	Kowar, Jackson	3/31-5/16 , 5/20-6/2 , 6/24-8/1 , 8/2-8/17	KANSAS CITY ROYALS
58	Kriske, Brooks	3/31-6/18 , 7/16-7/21	Saitama Seibu Lions (NBP)
52	Lynch IV, Daniel	5/7-5/28	KANSAS CITY ROYALS
61	Marquez, Emilio	7/16-7/18	NW Arkansas Naturals (AA)
44	Marsh, Alec	6/13-6/30	KANSAS CITY ROYALS
46	Martinez, Marcelo	3/31-5/4 , 6/1-6/27	Sultanes de Monterrey (LMB)
21	Mayers, Mike	3/31-5/17 , 6/20-7/13	Charlotte Knights (CWS – AAA)
48, 54, 52	McArthur, James	5/8-6/24 , 6/30-8/1 , 8/2-8/4 , 8/18-9/1	KANSAS CITY ROYALS
36	Mengden, Daniel	5/6-6/27	Rochester Red Wings (WSH – AAA)
41	Núñez, Andrés	3/31-6/26	Worcester Red Sox (BOS – AAA)
53, 35	Parrish, Drew	3/31-6/20 , 8/1-8/22 , 8/29-	
40	Pennington, Walter	5/3-	
25	Ragans, Cole	6/30-7/15 , 7/16-8/2	KANSAS CITY ROYALS
47, 45	Sisk, Evan	3/31-	
43	Snider, Collin	3/31-7/1 , 7/16-8/25	KANSAS CITY ROYALS
35	Staumont, Josh	3/31-4/14	KANSAS CITY ROYALS (60-Day IL)
48	Taylor, Josh	3/31-4/16	KANSAS CITY ROYALS (60-Day IL)
56	Veneziano, Anthony	5/19-	
44	Weiss, Ryan	3/31-5/20	Fubon Guardians (CPBL)
62	Wittgren, Nick	3/31-5/23	
48	Yarbrough, Ryan	6/24-7/9	LOS ANGELES DODGERS
41	Zerpa, Angel	6/28-7/14 , 7/14-8/1	KANSAS CITY ROYALS
#	CATCHERS	ACTIVE DATES	CURRENT TEAM (IF NOT OMAHA)
60	Briceño, José	6/16-	
4	Fermin, Freddy	3/31-4/21 , 4/28-5/2	KANSAS CITY ROYALS
14	Porter, Logan	3/31-	
25	Reetz, Jakson	3/31-6/16	Sacramento River Cats (SFG – AAA)
#	INFIELDERS	ACTIVE DATES	CURRENT TEAM (IF NOT OMAHA)
19	Alexander, CJ	3/31-6/11 , 7/14-	
45	Beaty, Matt	6/13-6/18 , 7/19-8/1	KANSAS CITY ROYALS
12	Camargo, Johan	5/16-6/15	SAN FRANCISCO GIANTS
17	Castellano, Angelo	3/31-	
6	Dungan, Clay	5/4-	
11	García, Maikel	3/31-5/2	KANSAS CITY ROYALS
11	Hechavarria, Adeiny	6/16-8/14	
38	Jenista, Greyson	5/23-5/28 , 6/11-6/13	
13	Loftin, Nick	3/31-6/1 , 7/14-9/1	KANSAS CITY ROYALS
9	Lopez, Nicky	5/16-5/22	ATLANTA BRAVES
34	Mann, Devin	8/1-	
16	Massey, Michael	6/30-7/4	KANSAS CITY ROYALS
3	McCullough, Morgan	9/1-	
22	Palacios, Jermaine	6/13-8/3	
32, 25	Pratto, Nick	3/31-4/6 , 4/7-4/28 , 8/17-8/25 , 8/30-	
0	Taylor, Samad	3/31-6/16 , 7/4-7/9 , 7/18-7/28 , 9/3-	
9	Wallace, Paxton	6/11-6/13 , 6/23-7/12	Quad Cities River Bandits (A+)
#	OUTFIELDERS	ACTIVE DATES	CURRENT TEAM (IF NOT OMAHA)
16	Blanco, Dairon	3/31-6/12	KANSAS CITY ROYALS
3	Bradley, Tucker	3/31-8/15	NW Arkansas Naturals (AA)
26, 24	Eaton, Nate	4/24-5/5 , 5/25-6/9 , 6/16-5/23 , 6/26-	
28	Gentry, Tyler	3/31-	
18	Hicklen, Brewer	4/25-8/13 , 8/15-8/16	Lehigh Valley Iron Pigs (PHI -AAA)
8	Isbel, Kyle	6/13-6/27	KANSAS CITY ROYALS
4	Olivares, Edward	8/13-9/1	KANSAS CITY ROYALS
7	Rave, John	6/13-	
25	Reyes, Franmil	5/2-5/8	
8	Thompson, Bubba	8/14-	
21	Velázquez, Nelson	7/31-8/10	KANSAS CITY ROYALS
8	Waters, Drew	5/2-5/26	KANSAS CITY ROYALS