



Tulsa Drillers (33-19) LHP Adam Serwinowski (3-2, 6.86) VS.

Amarillo Sod Poodles (26-25) LHP Avery Short (2-1, 3.68)



Wednesday, June 3 | 7:05 p.m. | HODGETOWN Game 52 | Home Game 22 | Radio: KIXZ 940 AM

UPCOMING GAMES

Table with columns: DOW, DATE, OPP, PROBABLE PITCHERS, TIME (CT), RADIO. Lists game details for Thursday, Friday, and Saturday.

LEAGUE STANDINGS

Table showing league standings for Tulsa Drillers and Amarillo Sod Poodles, categorized by North and South divisions.

LAST NIGHT: The Amarillo Sod Poodles (26-25) fell to the Tulsa Drillers (33-19), 13-9, on Tuesday night at HODGETOWN. Jonatan Bernal made his first start of the year...

LUIS YOURSELF: With his first inning single Tuesday, Jansel Luis extended his hit streak to 12 games, making it the longest stretch by a Sod Poodle this year...

HOUSE OF PENA: The Texas League Player of the Month for April, Manuel Pena, launched his 21st home run of the year last night in the 8th inning...he leads all of Minor League Baseball in the long ball and is pacing for 56 home runs this year...

AMA CAREER HR LEADERS table with columns: Rk, Player, HR. Lists top home run leaders like Ivan Melendez and Tim Tawa.

NICE DEMET YOU: D-backs No. 5 prospect Demetrio Crisantes made his debut last night for the Sod Poodles...the result of his first at-bat was a two-run double in the first...

LONG LIVE THE LONG BALL: Amarillo falls to 11-9 in games in which they hit 2+ HR...they are now 5-7 in such games at HODGETOWN...

I'M MCLAUGHLIN IT: Over his most recent 10 games (5/22-c), Ben McLaughlin is batting .293 (12x41) with eight runs scored and seven RBI...

START ME UP: Since May 23, Amarillo starting pitching is posting a 2.08 ERA (9 ER/39.0 IP), ranking first in that category in all of Double-A baseball...

GRAN TORIN-O: Over his most recent 14 games (5/15-c), Cristofer Torin ranks 3rd in the TL in hits (22), batting at a .355 clip over that span.

DOWN IN THE DESERT: Jose Cabrera tossed five innings in his Triple-A debut for the Reno Aces last night...he allowed four runs on six hits while striking out six and picked up the win.

SODDIES BREAKDOWN

Table showing Sod Poodles breakdown by month, day, and game situation. Includes columns for Overall, Home, and Away performance.

THIS HOEMSTAND (0-1)

Table showing team statistics for home games, including Batting Average, Runs per Game, Home Runs, etc.

LEAGUE RANKS

Table showing league ranks for batting and pitching statistics like AVG, OBP, SLG, OPS, etc.

TUL SEASON RESULTS

Table showing Tulsa Drillers season results by date, opponent, and result.

SOD POODLES VIRTUAL PRESS BOX



SOD POODLES STARTING PITCHER



17

AVERY SHORT (2-1, 3.68 ERA)

Left-Handed Pitcher

HT: 6'1"

WT: 205

Age: 25 (3/14/01)

Birthplace: Indianapolis, IN

NOTES

SUMMARY

- Selected in the D-backs in the 12th round (362nd overall) of the 2019 MLB Draft out of Southport High School in Indianapolis, IN...agreed to a \$922,500 signing bonus.
- Signed a one-year contract with Arizona in the 2025-26 offseason after fulfilling six years of minor league service.

LAST TIME OUT

- Tossed a season-high six shutout innings on May 28 on the road against Midland in a game that the Sod Poodles lost, 2-1...also struck out a season-high five batters.
- Marked his 6th career start where he tossed at least six shutout innings, most recently doing so on 8/23 at San Antonio where he logged 6.0 IP, 2 hits, and 6 strikeouts.
- Only issued one free pass, making it five straight starts where he has allowed one or fewer walks.

AGAINST THE DRILLERS

- Has two career starts against Tulsa...one at HODGETOWN, one on the road.
- Posting a 2.45 ERA (3 ER/11.0 IP) all-time against the Drillers, allowing 12 hits and 3 walks while striking out 11 batters to the tune of a 1.36 WHIP.
- Amarillo is 2-0 in games he starts against Tulsa.
- His longest start of 2025 with the Sod Poodles was on June 4 at ONEOK Field in his second game against the Drillers...went 6.2 IP while allowing 3 runs (2 earned) on eight hits with no walks and six strikeouts

SHORT END OF THE STICK

- Was charged with nine unearned runs between his two starts on May 9 and May 16...he had 11 total in 21 outings with the Sod Poodles in 2025.

HOME AWAY FROM HOME

- Short has enjoyed his time away from the hitter-friendly confines of HODGETOWN in 2026...his 1.88 ERA in five road starts is the best mark in the TL (min. 5 GS).

2025 HIGHLIGHTS

- Began 2025 in Amarillo and had a strong month of May, going 2-1 in five starts with a 1.17 WHIP, tallying three quality starts.
- Put together two more quality starts to begin June before his promotion to Triple-A Reno on June 15.
- Made one start with the Aces before being sent down to Amarillo and would be placed on the injured list shortly after.
- Threw a gem on July 18, shutting out the San Antonio Missions over seven frames on one hit, walking and hitting one batter each in his longest outing of the season.
- Eight of his 22 starts were quality starts.
- In 21 starts with the Soddies in 2025, he allowed one run or fewer in nine of them.

A-VERY NICE 2024

- Had a breakout campaign where he got off to a hot start at the beginning of the season with High-A Hillsboro...through his first nine appearances (eight starts), he went 2-3 with a 1.69 ERA (9 ER/48.0 IP), 1.15 WHIP and 31 strikeouts.
- Three of his final four starts in this stretch saw him tally seven or more innings pitched.

2026 GAME LOG (AA)

Date	Opp.	W-L	IP	H	R	ER	HR	BB	SO	NP	ERA
4/8	at NWA		4.0	2	1	1	1	1	3	47	2.25
4/14	vs. FRI		3.0	6	4	4	0	2	3	61	6.43
4/19	vs. FRI		3.1	2	2	2	1	4	1	61	6.10
4/25	at SA		4.1	5	2	2	1	2	1	73	5.52
5/3 (1)	at MID	W	5.0	3	0	0	0	1	4	65	4.12
5/9	vs. WCH		0.2	4	5	0	0	1	1	35	3.98
5/16	at CC	L	4.2	6	6	2	0	0	2	74	3.96
5/22	vs. NWA	W	5.2	7	4	4	2	1	2	76	4.40
5/28	at MID		6.0	2	0	0	0	1	5	83	3.68
Totals		2-1	36.2	37	24	15	5	13	22	--	3.68

2025 STATS BY MONTH (AA)

Month	W-L	IP	H	R	ER	HR	BB	SO	ERA
April	1-3	21.0	21	17	16	4	11	14	6.86
May	2-1	27.1	25	7	7	2	7	23	2.30
June	0-0	12.2	13	4	3	1	5	7	2.13
July	0-0	3.0	1	3	3	0	5	3	9.00
August	0-2	22.2	19	13	13	2	7	12	5.16
September	1-0	11.1	12	6	6	4	0	13	4.76
Totals	4-6	123.0	119	70	59	16	46	87	4.32

SINGLE-GAME HIGHS

	2026	CAREER
IP	6.0, 5/28 at MID	8.0, 5/30/24 vs. EUG
H	7, 5/22 vs. NWA	10, 6/6/23 vs. SPO
R	6, 5/16 at CC	8, 7/13/21 at LE
ER	4 (2x), last: 5/22 vs. NWA	6 (6x), last: 6/15/25 vs. SUG
SO	5, 5/28 at MID	11, 6/19/24 at EVE
BB	4, 4/19 vs. FRI	5, 6/10/25 vs. SA
HR	2, 5/22 vs. NWA	4 (2x), last: 9/13/25 vs. MID
Pitches	83, 5/28 at MID	101, 5/30/24 vs. EUG

2026 SPLITS

	W-L	ERA	G-GS	IP	H	R	ER	HR	BB	SO	AVG
Home	1-0	7.11	4-4	12.2	19	15	10	3	8	7	.339
Road	1-1	1.88	5-5	24.0	18	9	5	2	5	15	.212
Day	1-0	2.16	2-2	8.1	5	2	2	1	5	5	.192
Night	1-1	4.13	7-7	28.1	32	22	13	4	8	17	.278
Reliever	-	-	-	-	-	-	-	-	-	-	-
Starter	2-1	3.68	9-9	36.2	37	24	15	5	14	22	.262
Total		.262	141	37	5	13	22	5	.344	.426	.770
v. LHB		.264	53	14	2	6	6	4	.381	.434	.815
v. RHB		.261	88	23	3	7	16	1	.320	.420	.740

CAREER STATS

YR	Team	W-L	ERA	G	GS	CG	SHO	IP	H	R	ER	HR	HB	BB	SO	WHIP	BAA
2019	ACL D-Backs (ROK)	0-0	2.57	6	1	0	0	7.0	7	2	2	0	1	0	7	1.00	.259
	Hillsboro (A(Short))	0-0	0.00	1	0	0	0	1.0	0	0	0	0	0	2	2	2.00	.000
2021	Visalia (A)	2-5	7.38	15	14	0	0	57.1	76	54	47	6	7	23	60	1.73	.309
2022	ACL D-Backs Black (ROK)	0-0	0.00	1	0	0	0	1.0	0	0	0	0	0	0	0	0.00	.000
2022	Visalia (A)	0-4	4.91	8	8	0	0	33.0	39	24	18	3	1	10	42	1.48	.279
2022	Hillsboro (A+)	1-3	4.68	10	6	0	0	25.0	24	14	13	4	1	16	29	1.60	.250
2023	Hillsboro (A+)	1-4	5.40	11	10	0	0	45.0	55	28	27	9	2	17	36	1.60	.306
2024	Hillsboro (A+)	7-9	3.51	24	23	1	0	128.1	113	58	50	10	7	36	112	1.16	.238
2025	Amarillo (A+)	4-6	4.41	21	21	0	0	98.0	91	50	48	13	5	35	72	1.29	.245
2025	Reno (AAA)	0-1	11.57	1	1	0	0	4.2	7	6	6	3	3	2	3	1.93	.318
2026	Amarillo (AA)	2-1	3.68	9	9	0	0	36.2	37	24	15	5	5	13	22	1.36	.262
CAREER		17-33	4.65	107	93	1	0	437.0	449	260	226	53	31	154	385	1.38	.263



SODDIES' BATTERS



#2 GAVIN CONTICELLO

B: Left	T: Right	HT: 6'3"	WT: 195	AGE: 22 (6/11/2003)	HOMETOWN: Coconut Creek, FL				
G	AVG	H	AB	HR	RBI	OBP	OPS	SB-ATT	
43	.250	40	160	5	21	.341	.759	2-4	
Yesterday:	1x5, R, RBI, K			Last Home Run:		5/29 at MID (two-run, 1st inn.)			
This Series:	1x5, R, RBI, K			Last Multi-Hit Game:		5/30 at MID (2x4)			
Last Series:	5x16, R, 2B, HR, 4 RBI, BB, 2 K			Current Hitting Streak:		5 G, .333 (6x18), 2B, HR			

- Won Texas League POTW after hitting .450 (9x20) with 3 homers, 2 doubles, 6 RBI, and 2 BB in 5 G at CC from 5/13-17.
- Posted an 11.4% K rate in the month of May (Texas League average = 24.9%).
- In 2025, tied for first in the TL in doubles (27) and triples (4); top-5 in RBI, walks, runs, and hits.
- In his Amarillo career, has two games with 2+ outfield assists (5/16/25 at SPR, 4/18/26 vs. FRI).

LAST 6 GAMES	AB	R	H	2B	3B	HR	RBI	BB	SO
6/2 vs. TUL (RF)	5	1	1	0	0	0	1	0	1
5/31 at MID (RF)	3	0	1	0	0	0	0	0	0
5/30 at MID (RF)	4	0	2	1	0	0	1	0	1
5/29 at MID (RF)	3	1	1	0	0	1	2	1	0
5/28 at MID (RF)	3	0	1	0	0	0	1	0	0
5/26 at MID (DH)	3	0	0	0	0	0	0	0	1
Totals: .286 avg	21	2	6	1	0	1	5	1	3
Splits	AVG	H	AB	HR	RBI				
Home	.162	11	68	0	4				
Road	.315	29	92	5	17				
vs LHP	.180	9	50	0	2				
vs RHP	.282	31	110	5	19				

#3 DEMETRIO CRISANTES

B: Right	T: Right	HT: 6'0"	WT: 178	AGE: 21 (9/5/2004)	HOMETOWN: Tucson, AZ				
G	AVG	H	AB	HR	RBI	OBP	OPS	SB-ATT	
1	.333	1	3	0	2	.600	1.267	0-0	
Yesterday:	1x3, R, 2B, 2 RBI, 2 BB			Last Home Run:					
This Series:	1x3, R, 2B, 2 RBI, 2 BB			Last Multi-Hit Game:					
Last Series:				Current Hitting Streak:		1 G, .333 (1x3), 2B			

- Joins AMA on 6/2 after 7-G rehab stint in the ACL and with High-A Hillsboro...recovering from hamstring injury.
- Drafted by ARI in the 7th rd. of the 2022 draft out of Nogales HS (Nogales, AZ)...currently ARI no. 5 prospect.
- Played in 34 games at Hillsboro in 2025 before suffering season-ending shoulder injury...batted .282 with 29 RBI.
- For his career, batting .321 with 39 2B, 7 3B, 14 HR, 107 RBI, 38 SB and a .888 OPS over 162 games.

LAST 6 GAMES	AB	R	H	2B	3B	HR	RBI	BB	SO
6/2 vs. TUL (2B)	3	1	1	1	0	0	2	2	0
Totals: .333 avg	3	1	1	1	0	0	2	2	0
Splits	AVG	H	AB	HR	RBI				
Home	.333	1	3	0	2				
Road	--	--	--	--	--				
vs LHP	.333	1	3	0	2				
vs RHP	.000	0	0	0	0				

#18 ADRIAN DE LEON

B: Right	T: Right	HT: 5'7"	WT: 180	AGE: 22 (2/9/2004)	HOMETOWN: Azua, D.R.				
G	AVG	H	AB	HR	RBI	OBP	OPS	SB-ATT	
19	.158	9	57	0	0	.284	.477	1-1	
Yesterday:	0x4, 2 K			Last Home Run:					
This Series:	0x4, 2 K			Last Multi-Hit Game:		5/30 at MID (2x2)			
Last Series:	3x7, R, 3 K, 2 HBP			Current Hitting Streak:		0 G (0x4)			

- Won the CAL Player of the Week for the week of 4/6/25...drove in seven runs in an 18-5 win on 4/6.
- Went 2-for-3 in his Double-A debut on 4/5 against Springfield, also scoring a run in the contest.
- Tore up the ACL as a 19-year old in 2023, batting .328 (38x116) paired with a .873 OPS across 39 games.
- Signed with the Diamondbacks as an international free agent on January 29, 2021.

LAST 6 GAMES	AB	R	H	2B	3B	HR	RBI	BB	SO
6/2 vs. TUL (C)	4	0	0	0	0	0	0	0	2
5/30 at MID (C)	2	0	2	0	0	0	0	0	0
5/27 at MID (C)	5	1	1	0	0	0	0	0	3
5/24 vs. NWA (C)	2	0	1	0	0	0	0	0	1
5/21 vs. NWA (C)	3	0	1	1	0	0	0	1	2
5/7 vs. WCH (C)	3	1	1	1	0	0	0	1	2
Totals: .316 avg	19	2	6	2	0	0	0	2	10
Splits	AVG	H	AB	HR	RBI				
Home	.207	6	29	0	0				
Road	.107	3	28	0	0				
vs LHP	.190	4	21	0	0				
vs RHP	.139	5	36	0	0				

#1 JUNIOR FRANCO

B: Left	T: Left	HT: 5'9"	WT: 165	AGE: 23 (9/13/2002)	HOMETOWN: Peravia, D.R.				
G	AVG	H	AB	HR	RBI	OBP	OPS	SB-ATT	
43	.281	39	139	3	25	.356	.766	8-11	
Yesterday:	0x1			Last Home Run:		5/23 vs. NWA (two-run, 7th inn.)			
This Series:	0x1			Last Multi-Hit Game:		5/27 at MID (2x4)			
Last Series:	3x17, R, 3B, 5 RBI, BB, 6 K			Current Hitting Streak:		0 G (0x8)			

- In '26, is batting .348 (24x69) with a .911 OPS on weekdays (Tu, W, Th)...batting .214 (15x70) on weekends.
- Is batting .500 (1x2) with a walk in three pinch-hit appearances.
- Checked in with his 7th career 4+ RBI game on 5/27 at MID, his first with the Sod Poodles.
- Took home NWL Player of the Week on 8/24 last year after accumulating a 1.158 OPS over six games.

LAST 6 GAMES	AB	R	H	2B	3B	HR	RBI	BB	SO
6/2 vs. TUL (PH)	1	0	0	0	0	0	0	0	0
5/31 at MID (LF)	3	0	0	0	0	0	0	0	2
5/30 at MID (CF)	3	0	0	0	0	0	0	1	2
5/29 at MID (LF)	4	0	1	0	1	0	1	0	1
5/27 at MID (RF)	4	1	2	0	0	0	4	0	0
5/26 at MID (RF)	3	0	0	0	0	0	0	0	1
Totals: .167 avg	18	1	3	0	1	0	5	1	6
Splits	AVG	H	AB	HR	RBI				
Home	.220	11	50	2	8				
Road	.315	28	89	1	17				
vs LHP	.300	12	40	0	7				
vs RHP	.273	27	99	3	18				

#7 DRUW JONES

B: Right	T: Right	HT: 6'2"	WT: 180	AGE: 22 (11/28/2003)	HOMETOWN: Atlanta, GA				
G	AVG	H	AB	HR	RBI	OBP	OPS	SB-ATT	
43	.216	33	153	1	12	.342	.630	11-14	
Yesterday:	2x4, R, RBI, BB, 2 K, SB			Last Home Run:		4/29 at MID (two-run, 8th inn.)			
This Series:	2x4, R, RBI, BB, 2 K, SB			Last Multi-Hit Game:		6/2 vs. TUL (2x4)			
Last Series:	4x16, 3 R, 3 BB, 2 K, 3 SB, 2 CS, HBP			Current Hitting Streak:		1 G, .500 (2x4)			

- Posted a 7-game hit streak from 5/21-5/29...batted .292 (7x24) with a .393 OBP over that span.
- Became the first player in Sod Poodles history to hit for the cycle on April 29 at Midland.
- Amarillo is 9-4 in games he leads off.
- Was drafted No. 2 overall in 2022 by ARI... he is the son of National Baseball Hall of Famer, Andruw Jones.

LAST 6 GAMES	AB	R	H	2B	3B	HR	RBI	BB	SO
6/2 vs. TUL (CF)	4	1	2	0	0	0	1	1	2
5/31 at MID (CF)	3	1	0	0	0	0	0	0	0
5/29 at MID (CF)	4	0	1	0	0	0	0	0	0
5/28 at MID (CF)	4	0	1	0	0	0	0	0	0
5/27 at MID (CF)	2	2	1	0	0	0	0	3	0
5/26 at MID (CF)	3	0	1	0	0	0	0	0	1
Totals: .300 avg	20	4	6	0	0	0	1	4	3
Splits	AVG	H	AB	HR	RBI				
Home	.206	14	68	0	6				
Road	.224	19	85	1	6				
vs LHP	.212	11	52	0	3				
vs RHP	.218	22	101	1	9				



SODDIES' BATTERS



#29 GAVIN LOGAN

B: Left **T:** Right **HT:** 5'10" **WT:** 212 **AGE:** 26 (1/14/2000) **HOMETOWN:** Medicine Hat, AB, Can.

G	AVG	H	AB	HR	RBI	OBP	OPS	SB-ATT
34	.179	17	95	7	18	.313	.734	2-3

Yesterday:	Last Home Run:	5/16 at CC (solo, 7th inn.)
This Series:	Last Multi-Hit Game:	5/9 vs. WCH (4x4)
Last Series: 1x13, 2 K	Current Hitting Streak:	1 G, .333 (1x3)

- Threw out four would-be base stealers on May 20 vs. NWA, the most in a game by a catcher in Sod Poodles club history.
- Rejoined Amarillo after brief stint at Triple-A Reno from 4/17-4/18...went 1-for-3 with a walk on 4/17 with the Aces.
- Launched the first Amarillo grand slam of 2026 on 4/8 at NWA.
- 9 of his 17 hits this season have gone for extra-bases (2 2B, 7 HR).

LAST 6 GAMES	AB	R	H	2B	3B	HR	RBI	BB	SO
5/31 at MID (C)	3	0	1	0	0	0	0	0	0
5/29 at MID (C)	4	0	0	0	0	0	0	0	0
5/28 at MID (C)	3	0	0	0	0	0	0	0	1
5/26 at MID (C)	3	0	0	0	0	0	0	0	1
5/24 vs. NWA (DEF)	0	0	0	0	0	0	0	0	0
5/23 vs. NWA (C)	4	2	1	0	0	0	1	1	0
Totals:	.118 avg	17	2	2	0	0	1	1	2

Splits	AVG	H	AB	HR	RBI
Home	.195	8	41	4	10
Road	.167	9	54	3	8
vs LHP	.231	6	26	3	8
vs RHP	.159	11	69	4	10

#10 JANSEL LUIS

B: Switch **T:** Right **HT:** 6'0" **WT:** 170 **AGE:** 21 (3/6/2005) **HOMETOWN:** San Pedro de Macoris, D.R.

G	AVG	H	AB	HR	RBI	OBP	OPS	SB-ATT
47	.282	53	188	6	28	.324	.765	14-16

Yesterday: 1x4, R, RBI, BB, 2 K	Last Home Run:	5/23 vs. NWA (three-run, 6th inn.)
This Series: 1x4, R, RBI, BB, 2 K	Last Multi-Hit Game:	5/27 at MID (2x4)
Last Series: 7x25, 3 R, 3B, RBI, 2 BB, 7 K, 2 SB, CS	Current Hitting Streak:	12 G, .375 (18x48), 2B, 3B, 2 HR

- Launched first career 2-HR game on 5/24 vs. NWA, hitting one from each side of plate...tallied Soddie season-high 6 RBI.
- Currently riding a 12-G hit streak (5/19-c), the longest among Soddie this year.
- Scored a run in six straight games (4/12-4/18)...the longest streak among Soddie this year.
- Leads Soddie this season with 13 stolen bases.

LAST 6 GAMES	AB	R	H	2B	3B	HR	RBI	BB	SO
6/2 vs. TUL (3B)	4	1	1	0	0	0	1	1	2
5/31 at MID (3B)	4	0	1	0	0	0	1	0	0
5/30 at MID (SS)	5	1	1	0	0	0	0	0	3
5/29 at MID (3B)	5	1	1	0	1	0	0	0	2
5/28 at MID (3B)	4	0	1	0	0	0	0	0	1
5/27 at MID (3B)	4	0	2	0	0	0	0	1	0
Totals:	.269 avg	26	3	7	0	1	0	2	8

Splits	AVG	H	AB	HR	RBI
Home	.321	25	78	5	16
Road	.255	28	110	1	12
vs LHP	.316	18	57	1	6
vs RHP	.267	35	131	5	22

#13 BEN MCLAUGHLIN

B: Left **T:** Right **HT:** 6'1" **WT:** 210 **AGE:** 24 (5/30/2002) **HOMETOWN:** Golden, CO

G	AVG	H	AB	HR	RBI	OBP	OPS	SB-ATT
48	.266	49	184	5	26	.343	.756	1-3

Yesterday: 2x5, R, HR, 3 RBI, K	Last Home Run:	6/2 vs. TUL (two-run, 5th inn.)
This Series: 2x5, R, HR, 3 RBI, K	Last Multi-Hit Game:	6/2 vs. TUL (2x5)
Last Series: 4x24, 4 R, 2B, RBI, BB, K	Current Hitting Streak:	1 G, .400 (2x5), HR

- Posting a .996 OPS at home compared to a .601 OPS on the road this year.
- Recorded the second-longest on-base streak in the TL so far this season (21 G, 4/7-5/2)...posted a .548 OBP over that span.
- Holds the second-longest hit-streak by a Sod Poodle this year at 11 games (4/19-5/2)...had six 2B and a HR during that stretch.
- Recorded career-high 10 total bases and 5 RBI on 4/16 vs. FRI...tied the game in the ninth...Soddie won 13-12 (10).

LAST 6 GAMES	AB	R	H	2B	3B	HR	RBI	BB	SO
6/2 vs. TUL (1B)	5	1	2	0	0	1	3	0	1
5/31 at MID (DH)	4	0	0	0	0	0	0	0	0
5/30 at MID (1B)	4	1	1	1	0	0	0	0	1
5/29 at MID (1B)	4	1	1	0	0	0	1	0	0
5/28 at MID (1B)	3	0	0	0	0	0	0	1	0
5/27 at MID (1B)	5	2	2	0	0	0	0	0	0
Totals:	.240 avg	25	5	6	1	0	4	1	2

Splits	AVG	H	AB	HR	RBI
Home	.347	25	72	4	17
Road	.214	24	112	1	9
vs LHP	.273	18	66	3	15
vs RHP	.263	31	118	2	11

#20 MANUEL PENA

B: Left **T:** Right **HT:** 6'0" **WT:** 170 **AGE:** 22 (12/5/2003) **HOMETOWN:** Santo Domingo, D.R.

G	AVG	H	AB	HR	RBI	OBP	OPS	SB-ATT
50	.292	61	209	21	53	.332	.978	3-3

Yesterday: 2x4, 2 R, 2B, HR, RBI	Last Home Run:	6/2 vs. TUL (solo, 8th inn.)
This Series: 2x4, 2 R, 2B, HR, RBI	Last Multi-Hit Game:	6/2 vs. TUL (2x4)
Last Series: 7x22, 4 R, 2 HR, 6 RBI, BB, 5 K, SF	Current Hitting Streak:	4 G, .357 (5x14), 2B, 2 HR

- Won TL Player of the Month for April...led all of Double-A baseball in total bases (67) while slugging nine HR.
- Won TL Player of the Week for 4/14-4/19...batted .536 (15x28) with eight XBH, nine RBI, and a 1.588 OPS.
- Only player in AMA history to homer in five straight games (4/11/26-4/16/26)...currently leads all of MiLB with 21 HR.
- Recorded five hits on 4/16...also recorded three 2B in the game, becoming the only Soddie to have done so twice.

LAST 6 GAMES	AB	R	H	2B	3B	HR	RBI	BB	SO
6/2 vs. TUL (LF)	4	2	2	1	0	1	1	0	0
5/31 at MID (1B)	3	0	1	0	0	0	0	1	1
5/30 at MID (LF)	3	1	1	0	0	1	2	0	0
5/29 at MID (DH)	4	1	1	0	0	0	0	0	2
5/28 at MID (LF)	3	1	0	0	0	0	0	0	2
5/27 at MID (LF)	5	0	3	0	0	0	2	0	0
Totals:	.364 avg	22	5	8	1	0	2	5	5

Splits	AVG	H	AB	HR	RBI
Home	.363	33	91	12	27
Road	.237	28	118	9	26
vs LHP	.324	23	71	5	16
vs RHP	.275	38	138	16	37

#9 DANNY SERRETTI

B: Switch **T:** Right **HT:** 6'0" **WT:** 195 **AGE:** 26 (5/7/2000) **HOMETOWN:** Livingston, NJ

G	AVG	H	AB	HR	RBI	OBP	OPS	SB-ATT
42	.279	36	129	9	21	.434	.992	5-8

Yesterday: 0x3, 2 BB, K	Last Home Run:	5/30 at MID (solo, 6th inn.)
This Series: 0x3, 2 BB, K	Last Multi-Hit Game:	5/23 vs. NWA (2x4)
Last Series: 2x15, 2 R, HR, RBI, 2 BB, 3 K, SB, CS, 2 HBP	Current Hitting Streak:	0 G (0x6)

- Sits atop the Texas League leaderboard in OPS (.992) while ranking second in OBP (.434) and third in SLG (.558).
- Homered in his Triple-A debut on 4/29 in the Aces 5-4 win that night.
- Through his first 16 games this year, batted .417 (20x48) with 11 XBH, 16 walks, a .569 OBP, an .833 SLG, and a 1.402 OPS.
- Acquired by ARI when his contract was purchased by Arizona in the 2025 Rule 5 Draft, AAA Phase.

LAST 6 GAMES	AB	R	H	2B	3B	HR	RBI	BB	SO
6/2 vs. TUL (DH)	3	0	0	0	0	0	0	2	1
5/31 at MID (2B)	3	0	0	0	0	0	0	0	0
5/30 at MID (2B)	2	1	1	0	0	1	1	2	0
5/29 at MID (2B)	3	1	1	0	0	0	0	0	0
5/27 at MID (DH)	5	0	0	0	0	0	0	0	2
5/26 at MID (2B)	2	0	0	0	0	0	0	0	1
Totals:	.111 avg	18	2	2	0	0	1	1	4

Splits	AVG	H	AB	HR	RBI
Home	.267	16	60	5	10
Road	.290	20	69	4	11
vs LHP	.255	12	47	4	12
vs RHP	.293	24	82	5	9



SODDIES' BATTERS



#8 CRISTOFER TORIN

B: Right	T: Right	HT: 5'9"	WT: 155	AGE: 21 (5/26/2005)	HOMETOWN: Acarigua, Venez.				
G	AVG	H	AB	HR	RBI	OBP	OPS	SB-ATT	
42	.260	46	177	4	19	.328	.746	5-9	
Yesterday: 2x5, 2 R, 2 K				Last Home Run: 5/21 vs. NWA (two-run, 1st inn.)					
This Series: 2x5, 2 R, 2 K				Last Multi-Hit Game: 6/2 vs. TUL (2x5)					
Last Series: 5x25, R, 2B, 2 RBI, 2 BB, 3 K, SB, 2 CS				Current Hitting Streak: 1 G, .400 (2x5)					

LAST 6 GAMES	AB	R	H	2B	3B	HR	RBI	BB	SO
6/2 vs. TUL (SS)	5	2	2	0	0	0	0	0	2
5/31 at MID (SS)	4	0	0	0	0	0	0	0	0
5/30 at MID (DH)	4	0	1	0	0	0	0	1	1
5/29 at MID (SS)	5	1	2	1	0	0	1	0	1
5/28 at MID (SS)	4	0	0	0	0	0	0	0	0
5/27 at MID (SS)	5	0	2	0	0	0	1	0	1
Totals: .259 avg	27	3	7	1	0	0	2	1	5

- Named Texas League Player of the Week on May 25...batted .545 with a 1.610 OPS and 7 XBH over 5 G against NWA.
- The only Sod Poodle in club history to record two doubles and a triple in a game (5/21 vs. NWA).
- Posting an .913 OPS against lefties this season.
- One of four Soddies to reach base safely five times in a game this season (5/12 at CC).

Splits	AVG	H	AB	HR	RBI
Home	.286	22	77	2	8
Road	.240	24	100	2	11
vs LHP	.321	18	56	1	7
vs RHP	.231	28	121	3	12

#4 JESUS VALDEZ

B: Right	T: Right	HT: 5'10"	WT: 175	AGE: 28 (12/29/1997)	HOMETOWN: Bani, D.R.				
G	AVG	H	AB	HR	RBI	OBP	OPS	SB-ATT	
11	.143	5	35	0	4	.286	.457	1-1	
Yesterday:				Last Home Run:					
This Series:				Last Multi-Hit Game:					
Last Series: 1x7, 2 K				Current Hitting Streak: 1 G, .250 (1x4)					

LAST 6 GAMES	AB	R	H	2B	3B	HR	RBI	BB	SO
5/30 at MID (3B)	4	0	1	0	0	0	0	0	0
5/28 at MID (DH)	3	0	0	0	0	0	0	0	2
5/8 vs. WCH (DH)	2	0	0	0	0	0	1	0	0
5/3 (2) at MID (1B)	4	0	0	0	0	0	0	0	2
5/2 at MID (3B)	3	1	0	0	0	0	0	1	1
4/30 at MID (2B)	4	0	1	0	0	0	0	0	1
Totals: .100 avg	20	1	2	0	0	0	1	1	6

- Bounced between REN and AMA last season, playing in 37 games with the Aces and 23 with the Soddies.
- Tied a career-high with four hits on 6/14/25, going a perfect 4-for-4 with two runs and RBI in a 5-4 win vs. SA.
- Slashed .284/.364/.478 in Amarillo last season.
- Was sent to the Pittsburgh Pirates in return for David Freese in an August 31, 2018 trade.

Splits	AVG	H	AB	HR	RBI
Home	.143	1	7	0	2
Road	.143	4	28	0	2
vs LHP	.143	1	7	0	1
vs RHP	.143	4	28	0	3

TEAM BATTING

OVERALL

	AVG	G	AB	R	H	TB	2B	3B	HR	RBI	BB	SO	SB	CS	OBP	SLG	OPS
	.255	51	1713	274	436	753	85	14	68	259	204	428	66	23	.341	.440	.781

MONTHLY

APRIL	.265	24	822	133	218	383	56	8	31	124	105	224	29	10	.355	.466	.821
MAY	.243	26	853	132	207	351	27	6	35	126	93	193	36	13	.326	.411	.738
JUNE	.289	1	38	9	11	19	2	0	2	9	6	11	1	0	.386	.500	.886
JULY	-	-	-	-	-	-	-	-	-	-	-	-	-	-	-	-	-
AUGUST	-	-	-	-	-	-	-	-	-	-	-	-	-	-	-	-	-
SEPTEMBER	-	-	-	-	-	-	-	-	-	-	-	-	-	-	-	-	-

HOME VS. AWAY

HOME	.267	21	726	135	194	365	37	7	40	127	82	194	26	2	.347	.503	.850
AWAY	.245	30	987	139	242	388	48	7	28	132	122	234	40	21	.337	.393	.731

SITUATIONAL SPLITS

	AVG	G	AB	H	TB	2B	3B	HR	RBI	BB	SO	OBP	SLG	OPS
VS RIGHT	.252	51	1154	291	520	57	11	50	174	141	288	.341	.451	.792
VS LEFT	.259	39	559	145	233	28	3	18	85	63	141	.343	.417	.760
W/ RISP	.262	51	492	129	218	24	4	19	190	68	137	.350	.443	.793
TEAM IS AHEAD	.250	42	657	164	283	28	5	27	103	73	160	.330	.431	.761
TEAM IS BEHIND	.270	36	512	138	254	25	2	29	82	65	137	.361	.496	.857

HOME RUNS

MULTI-HIT GAMES

MULTI-RBI GAMES

PLAYER	HOME RUNS					MULTI-HIT GAMES					MULTI-RBI GAMES				
	SOLO	2R	3R	GS	TOT.	2	3	4	5+	TOT.	2	3	4	5+	TOT.
Gavin Conticello	3	2	-	-	5	9	3	-	-	12	4	2	-	-	6
Demetrio Crisantes	-	-	-	-	0	-	-	-	-	0	1	-	-	-	1
Adrian De Leon	-	-	-	-	0	2	-	-	-	2	-	-	-	-	0
Junior Franco	1	2	-	-	3	9	2	-	-	11	4	1	1	-	6
Lourdes Gurriel Jr.	-	-	1	-	1	-	-	-	-	0	-	1	-	-	1
Drew Jones	-	1	-	-	1	4	-	1	-	5	1	1	-	-	2
Gavin Logan	3	3	-	1	7	2	-	1	-	3	1	-	1	1	3
Jansel Luis	-	4	2	-	6	14	-	1	-	15	4	1	-	1	6
Ben McLaughlin	4	1	-	-	5	11	2	1	-	14	3	2	-	1	6
Angel Ortiz	2	1	-	-	3	8	3	-	-	11	3	-	-	-	3
Manuel Pena	12	8	1	-	21	12	4	-	1	17	11	6	-	-	17
Danny Serretti	5	3	1	-	9	6	2	-	-	8	4	-	1	-	5
Cristofer Torin	3	1	-	-	4	10	4	1	-	15	3	2	-	-	5
Jean Walters	1	-	2	-	3	4	-	-	-	4	-	1	1	-	2
	-	-	-	-	0	-	-	-	-	0	-	-	-	-	0
	-	-	-	-	0	-	-	-	-	0	-	-	-	-	0
	-	-	-	-	0	-	-	-	-	0	-	-	-	-	0
	-	-	-	-	0	-	-	-	-	0	-	-	-	-	0
	-	-	-	-	0	-	-	-	-	0	-	-	-	-	0
	-	-	-	-	0	-	-	-	-	0	-	-	-	-	0
	-	-	-	-	0	-	-	-	-	0	-	-	-	-	0
	-	-	-	-	0	-	-	-	-	0	-	-	-	-	0
	-	-	-	-	0	-	-	-	-	0	-	-	-	-	0
TOTALS:	34	26	7	1	68	91	20	5	1	117	39	17	4	3	63

HOME RUN VARIANTS

WALK-OFF HR (1): Gavin Logan (5/9 vs. WCH, two-run, 10th inn.)

BACK-TO-BACK HR (1): Drew Jones & Cristofer Torin (4/29 at MID, 8th inning), Manuel Pena & Ben McLaughlin (5/22 vs. NWA, 5th inning)

MULTI-HR GAMES (6): Manuel Pena (4/12 at NWA, 2), Ben McLaughlin (4/16 vs. FRI, 2), Manuel Pena (5/7 vs. WCH, 2), Gavin Logan (5/9 vs. WCH, 3), Gavin Conticello (5/14 at CC, 2), Jansel Luis (5/24 vs. NWA, 2)

GRAND SLAMS (1): Gavin Logan (4/8 at NWA, 2nd inning)

LEAD OFF (1): Manuel Pena (4/4 vs. SPR)



BATTING (CONT.)



STARTS BY BATTING ORDER (TEAM RECORD)											STARTS BY POSITION (TEAM RECORD)									
PLAYER	1	2	3	4	5	6	7	8	9	Tot.	C	1B	2B	3B	SS	LF	CF	RF	DH	Tot.
Gavin Conticello				5-7	7-6	6-6	2-2	1-1		21-22						1-3		17-18	3-1	21-22
Demetrio Crisantes			0-1							0-1			0-1							0-1
Adrian De Leon								2-0	6-11	8-11	8-11									8-11
Junior Franco	1-1					2-0	0-3	4-6	13-9	20-20						10-14	5-3	2-0	3-2	20-20
Lourdes Gurriel Jr.		1-0	0-1							1-1						1-1				1-1
Drew Jones	9-4				5-7	7-11				21-22							21-22			21-22
Gavin Logan								12-10	3-4	15-14	15-14									15-14
Jansel Luis	2-2	4-3	6-8	2-3	8-5	1-3				23-24				14-18	8-6				1-0	23-24
Ben McLaughlin	3-2	0-2	3-1	16-11	3-3	0-1	1-0			26-20		21-18							5-2	26-20
Matt O'Neill								2-0	1-0	3-0	3-0									3-0
Angel Ortiz	2-2	2-1	0-1	1-4	1-1	5-2	5-2	2-2	1-0	19-15						9-5		7-7	3-3	19-15
Manuel Pena	0-5	6-4	17-13	1-0	0-2	1-0	0-1			25-25		5-6	4-2	7-7		5-2			4-8	25-25
Danny Serretti				1-0	2-1	4-2	13-13	1-3		21-19			18-17	1-0					2-2	21-19
Cristofer Torin	7-7	13-15								20-22					17-18				3-4	20-22
Jesus Valdez							3-3	2-2	1-0	6-5		0-1	2-1	2-0					2-3	6-5
Jean Walters	2-2						2-1	0-1	1-1	5-5			2-4	2-0	1-1					5-5

HOME RUN SPLITS												
PLAYER	vL	vR	Home	Road	Tied Game	Go Ahead	LF	LCF	CF	RCF	RF	Team W-L
Gavin Conticello		5		5	2		3	1			1	2-2
Junior Franco		3	2	1	1						3	2-1
Lourdes Gurriel Jr.		1	1			1		1				1-0
Drew Jones		1		1						1		1-0
Gavin Logan	3	4	4	3		2	2	1			4	3-2
Jansel Luis	1	5	5	1	2	1			3	1	2	1-4
Ben McLaughlin	3	2	4	1					1	2	2	3-1
Angel Ortiz		3	3		1	1					2	3-0
Manuel Pena	5	16	11	10	3	4	3	4	4	4	6	10-9
Danny Serretti	4	5	5	4		3	2	3		1	3	6-3
Cristofer Torin	1	3	1	3		1	3	1				1-3
Jean Walters	1	2	2	1		1				1	2	2-1

MULTI-RUN INNINGS		
RUNS	NO. OF TIMES	LAST
2	42	6th inning, 6/2 vs. TUL
3	17	5th inning, 5/27 at MID
4	10	1st inning, 6/2 vs. TUL
5	2	6th inning, 5/23 vs. NWA
6	2	5th inning, 4/28 at MID
7	1	7th inning, 5/23 vs. NWA
8+		

HITTING STREAKS (CURRENT IN BOLD)			
PLAYER	GAMES	DATES	STREAK STATS
Jansel Luis	12	5/19-6/2	.375 (18x48), 2B, 3B, 2 HR
Ben McLaughlin	11	4/19-5/2	.375 (18x48), 6 2B, HR, 8 RBI
Manuel Pena	8	4/11-4/19	.500 (18x36), 5 2B, 6 HR, 13 RBI
Junior Franco	7	4/26-5/3 (2)	.440 (11x25), HR, 5 RBI
Drew Jones	7	5/21-5/29	.292 (7x24), 2B
Jansel Luis	6	4/23-4/29	.357 (10x28), 3 2B, 3B, 5 RBI
Danny Serretti	6	4/4-4/11	.412 (7x17), 2B, 2 HR, 4 RBI

ARIZONA DIAMONDBACKS TOP PROSPECTS (MLB PIPELINE)			
Rk.	Player	Pos.	Age
1	Ryan Waldschmidt	OF	23
2	Kayson Cunningham	SS	19
3	Slade Caldwell	OF	19
4	Tommy Troy	2B	24
5	Demetrio Crisantes	INF	21
6	JD Dix	2B	20
7	Daniel Eagen	RHP	23
8	David Hagaman	RHP	23
9	Patrick Forbes	RHP	21
10	Lujames Groover	3B	24

SCORE BY INNING											
	1	2	3	4	5	6	7	8	9	10+	TOT.
Opponent	17	23	28	28	51	29	42	34	32	3	287
Amarillo	28	47	17	23	38	40	39	20	14	8	274



SODDIES BULLPEN



#15 CASEY ANDERSON

B: Right	T: Right	HT: 6'4"	WT: 185	AGE: 25 (8/31/2000)	HOMETOWN: Salt Lake City, UT			
G-GS	IP	W-L	SV-SVO	K	BB	ERA	WHIP	IR-S
18-0	25.1	3-1	2-4	29	16	4.62	1.46	13-5
Last Win:	5/17 at CC	2025:		IP- 97.0	ERA- 5.85	H- 106	K- 93	BB- 45
Last Loss:	5/29 at MID	vs. TUL:		IP- 0.0	ERA- --	H- 0	K- 0	BB- 0
Last Save:	5/2 at MID	'26 Highs:		IP- 2.0	ER- 5	H- 6	K- 4	NP- 43

- Recorded his first Double-A save on April 23 in a 7-5 win over San Antonio...tossed a hitless ninth and struck out two.
- Tied for the team-lead in wins this season (3).
- Posted a 1-1 record with a 3.65 ERA and a 1.14 WHIP in 9 May games...was 2-0 with a 5.54 ERA in 9 April games.
- Struck out three batters over two shutout innings in Amarillo's playoff series against Midland last September.

LAST 6 OUTINGS	IP	H	R	ER	HR	BB	SO	NP-S
5/29 at MID	0.2	2	2	2	0	1	1	20-12
5/27 at MID	1.0	0	0	0	0	1	1	13-7
5/22 vs. NWA	1.0	1	0	0	0	0	0	12-9
5/19 vs. NWA	2.0	0	0	0	0	0	1	22-14
5/17 at CC	1.0	2	2	2	0	1	1	23-14
5/14 at CC	1.0	0	0	0	0	0	0	12-8
Totals:	8.40 ERA	6.2	5	4	4	0	3	4
Splits	AVG	H	AB	BB	K			
Home	.220	11	50	10	14			
Road	.213	10	47	6	15			
vs LHB	.229	11	48	7	17			
vs RHB	.227	10	44	9	12			

#24 ALEC BAKER

B: Right	T: Right	HT: 6'3"	WT: 202	AGE: 26 (12/4/1999)	HOMETOWN: Springfield, MA			
G-GS	IP	W-L	SV-SVO	K	BB	ERA	WHIP	IR-S
12-0	24.0	1-3	0-0	22	12	9.00	1.92	3-2
Last Win:	5/19 vs. NWA	2025:		IP- 83.1	ERA- 5.72	H- 102	K- 61	BB- 33
Last Loss:	6/2 vs. TUL	vs. TUL:		IP- 1.1	ERA- 40.50	H- 3	K- 1	BB- 2
Last Save:		'26 Highs:		IP- 3.0	ER- 6	H- 7	K- 5	NP- 55

- Posted career-high tying five strikeouts on May 14 at CC...one of four Soddie relievers to fan 5+ in a single outing this year.
- Went deeper into the 9/7/25 game at ARK than any other of his career, posting a QS on 7.0 IP with three runs allowed.
- Entered Amarillo's rotation full-time upon his return from Reno, making 13 starts for the remainder of the season.
- Undertook his largest workload as a pro in 2025, logging the most innings pitched (86.1) and making the most starts (15).

LAST 6 OUTINGS	IP	H	R	ER	HR	BB	SO	NP-S
6/2 vs. TUL	1.1	3	7	6	1	2	1	34-19
5/29 at MID	3.0	4	1	1	0	0	2	31-24
5/24 vs. NWA	1.0	2	1	1	0	0	0	16-10
5/19 vs. NWA	1.0	0	0	0	0	0	0	5-4
5/14 at CC	2.0	0	0	0	0	0	5	26-17
5/5 vs. WCH	1.1	2	2	2	0	3	1	45-22
Totals:	9.31 ERA	9.2	11	11	10	1	5	9
Splits	AVG	H	AB	BB	K			
Home	.333	14	42	9	7			
Road	.370	20	54	3	15			
vs LHB	.431	25	58	7	10			
vs RHB	.237	9	38	5	12			

#16 YORDIN CHALAS

B: Right	T: Right	HT: 6'4"	WT: 175	AGE: 22 (2/22/2004)	HOMETOWN: La Romana, DR			
G-GS	IP	W-L	SV-SVO	K	BB	ERA	WHIP	IR-S
2-0	1.2	0-0	0-0	1	2	0.00	3.00	2-0
Last Win:		2025:		IP- 71.1	ERA- 6.06	H- 79	K- 68	BB- 38
Last Loss:		vs. TUL:		IP- 0.0	ERA- --	H- 0	K- 0	BB- 0
Last Save:		'26 Highs:		IP- 1.0	ER- 0	H- 2	K- 1	NP- 19

- Pitched in 7 games for High-A Hillsboro this season...didn't allow any runs over 9.0 IP with 8 Ks and a 0.78 WHIP.
- Won the NWL Pitcher of the Week award for the week of 6/15/2025 after tossing four no-hit frames against Eugene.
- Played in the AFL last fall for the Salt River Rafters... had a 2.35 ERA (2 ER/7.2 IP).
- Recorded at least one save at the first three levels of professional baseball he's played in... 11-for-14 in all career SVO.

LAST 6 OUTINGS	IP	H	R	ER	HR	BB	SO	NP-S
5/30 at MID	0.2	2	0	0	0	0	0	18-14
5/27 at MID	1.0	1	0	0	0	2	1	19-8
Totals:	0.00 ERA	1.2	3	0	0	0	2	1
Splits	AVG	H	AB	BB	K			
Home	--	0	0	0	0			
Road	.429	3	7	2	1			
vs LHB	.600	3	5	0	0			
vs RHB	.000	0	2	2	1			

#33 BILLY CORCORAN

B: Right	T: Right	HT: 6'8"	WT: 220	AGE: 26 (8/21/1999)	HOMETOWN: Chester, PA			
G-GS	IP	W-L	SV-SVO	K	BB	ERA	WHIP	IR-S
6-1	9.2	0-0	0-0	12	7	9.31	1.97	0-0
Last Win:		2025:		IP- 21.1	ERA- 10.55	H- 36	K- 18	BB- 7
Last Loss:		vs. TUL:		IP- 0.0	ERA- --	H- 0	K- 0	BB- 0
Last Save:		'26 Highs:		IP- 2.1	ER- 4	H- 3	K- 4	NP- 43

- Is making his second stint with Amarillo...made 20 starts with the Sod Poodles in 2024, posting a 4.92 ERA (58 ER/106.0 IP).
- Was the Texas League Pitcher of the Week for the week of June 2, 2024...allowed one run in 12.0 IP in a series at Arkansas.
- Spent all of 2025 with Triple-A Reno...was limited to just five starts due to injury.
- Began this season with High-A Hillsboro...appeared in two games out of the bullpen and allowed two earned runs in 5.2 IP.

LAST 6 OUTINGS	IP	H	R	ER	HR	BB	SO	NP-S
5/30 at MID	2.0	1	0	0	0	1	1	33-18
5/23 vs. NWA	1.2	2	1	1	0	1	2	32-17
5/15 at CC	0.1	3	2	2	0	0	1	17-13
5/3 at MID	2.0	2	2	2	0	2	2	38-18
4/25 at SA	2.1	2	1	1	1	1	4	43-29
4/19 vs. FRI	1.1	2	4	4	0	2	2	36-20
Totals:	9.31 ERA	9.2	12	10	10	1	7	12
Splits	AVG	H	AB	BB	K			
Home	.333	4	12	3	4			
Road	.296	8	27	4	8			
vs LHB	.316	6	19	6	7			
vs RHB	.316	6	19	1	5			

#46 INDIGO DIAZ

B: Right	T: Right	HT: 6'5"	WT: 250	AGE: 27 (10/14/1998)	HOMETOWN: North Vancouver, BC, C			
G-GS	IP	W-L	SV-SVO	K	BB	ERA	WHIP	IR-S
12-0	12.2	2-1	0-1	14	13	14.92	2.68	6-1
Last Win:	5/30 at MID	2025:		IP- 52.1	ERA- 2.58	H- 36	K- 46	BB- 22
Last Loss:	4/7 at NWA	vs. TUL:		IP- 1.1	ERA- 20.25	H- 2	K- 1	BB- 2
Last Save:		'26 Highs:		IP- 2.0	ER- 7	H- 4	K- 3	NP- 37

- Represented Canada in the 2026 World Baseball Classic... appeared in two games, allowing one earned run over 1.2 IP.
- Signed with the Diamondbacks as a free agent to a minor league contract on December 24, 2025.
- Was named an MiLB.com Organization All-Star in 2021 as part of the Atlanta Braves farm system.
- Selected by the Braves in the 27th round (817 ovr.) of the 2019 MLB Draft out of Michigan State.

LAST 6 OUTINGS	IP	H	R	ER	HR	BB	SO	NP-S
6/2 vs. TUL	1.1	2	3	3	1	2	1	33-17
5/30 at MID	1.2	1	0	0	0	1	1	24-13
5/27 at MID	1.0	0	0	0	0	1	1	13-7
5/24 vs. NWA	1.0	4	4	4	1	0	1	27-16
5/19 vs. NWA	0.1	1	0	0	0	1	0	16-10
5/15 at CC	1.0	0	0	0	0	0	1	11-8
Totals:	9.95 ERA	6.1	8	7	7	2	5	5
Splits	AVG	H	AB	BB	K			
Home	.393	11	28	6	6			
Road	.357	10	28	7	8			
vs LHB	.333	9	27	9	7			
vs RHB	.400	12	30	4	7			



SODDIES BULLPEN



#38 ANTONIO MENENDEZ

B: Right	T: Right	HT: 6'4"	WT: 215	AGE: 27 (3/11/1999)	HOMETOWN: Reston, VA				
G-GS	IP	W-L	SV-SVO	K	BB	ERA	WHIP	IR-S	
19-0	27.2	2-0	0-0	28	9	2.60	0.94	6-0	
Last Win:	5/2 at MID		2025:	IP- 44.1	ERA- 5.08	H- 40	K- 42	BB- 22	
Last Loss:			vs. TUL:	IP- 1.1	ERA- 6.75	H- 2	K- 1	BB- 1	
Last Save:			'26 Highs:	IP- 2.1	ER- 3	H- 5	K- 3	NP- 39	

- From Opening Day through May 17, allowed a run in only two of his 14 appearances (22.0 IP) with a 1.64 ERA and 0.55 WHIP.
- Ranks fourth among Texas League relievers (min. 25.0 IP) in ERA (2.60) and WHIP (0.94).
- Acquired by the Diamondbacks when his contract was purchased by Arizona in the 2025 Rule 5 Draft, AAA Phase.
- Selected by the Tampa Bay Rays in the 14th round (431st ovr.) of the 2021 MLB Draft... agreed to a \$100k signing bonus.

LAST 6 OUTINGS	IP	H	R	ER	HR	BB	SO	NP-S
6/2 vs. TUL	1.1	2	1	1	0	1	1	25-18
5/29 at MID	1.0	1	0	0	0	1	1	20-12
5/27 at MID	1.0	0	0	0	0	0	1	14-7
5/23 vs. NWA	1.0	1	0	0	0	1	1	18-9
5/20 vs. NWA	1.1	5	3	3	1	2	0	38-20
5/17 at CC	1.2	0	0	0	0	0	1	17-12
Totals: 4.91 ERA	7.1	9	4	4	1	5	5	--
Splits	AVG	H	AB	BB	K			
Home	.302	13	43	6	8			
Road	.071	4	56	3	20			
vs LHB	.130	6	46	7	11			
vs RHB	.208	11	53	2	17			

#35 LOGAN MERCADO

B: Right	T: Right	HT: 6'0"	WT: 215	AGE: 24 (10/19/2001)	HOMETOWN: Pasco, WA				
G-GS	IP	W-L	SV-SVO	K	BB	ERA	WHIP	IR-S	
11-0	20.1	0-0	0-1	29	6	5.31	1.28	1-0	
Last Win:			2025:	IP- 53.0	ERA- 3.74	H- 39	K- 61	BB- 29	
Last Loss:			vs. TUL:	IP- 0.0	ERA- --	H- 0	K- 0	BB- 0	
Last Save:			'26 Highs:	IP- 2.2	ER- 6	H- 5	K- 4	NP- 58	

- In two games at SA from 4/23-4/26, he did not allow a run over 4.0 IP.
- Started 2026 with High-A Hillsboro...allowed two earned runs in 6.1 IP, striking out 10 and walking two.
- Made it to Triple-A Reno in his first season as a pro in 2025, pitching in one game with the club on September 20.
- Played in college at Oregon from 2021-2024...was an All-Pac-12 Conference Honorable Mention in 2024.

LAST 6 OUTINGS	IP	H	R	ER	HR	BB	SO	NP-S
5/31 at MID	2.0	1	1	1	1	0	4	28-20
5/28 at MID	1.0	0	0	0	0	0	2	13-11
5/22 vs. NWA	1.1	2	1	1	0	1	3	31-20
5/17 at CC	2.1	2	0	0	0	0	4	36-24
5/13 at CC	1.0	2	1	1	0	0	0	17-13
5/7 vs. WCH	2.0	5	6	6	2	0	2	42-29
Totals: 8.38 ERA	9.2	12	9	9	3	1	15	--
Splits	AVG	H	AB	BB	K			
Home	.393	11	28	3	9			
Road	.176	9	51	3	20			
vs LHB	.235	8	34	5	10			
vs RHB	.267	12	45	1	19			

#14 ALFRED MORILLO

B: Right	T: Right	HT: 6'3"	WT: 190	AGE: 24 (11/14/2001)	HOMETOWN: Santo Domingo, DR				
G-GS	IP	W-L	SV-SVO	K	BB	ERA	WHIP	IR-S	
17-0	18.0	1-2	0-3	24	15	10.50	2.22	2-0	
Last Win:	4/17 vs. FRI		2025:	IP- 60.1	ERA- 4.92	H- 65	K- 60	BB- 34	
Last Loss:	5/31 at MID		vs. TUL:	IP- 0.0	ERA- --	H- 0	K- 0	BB- 0	
Last Save:			'26 Highs:	IP- 2.0	ER- 5	H- 6	K- 4	NP- 41	

- Against right-handed hitters this year, is posting a 13.94 K/9.
- Began 2025 in Amarillo, converting his first save opportunity on 4/23...recorded a save in three of his next four games.
- Was called up to Reno on July 9 of last year and earned his first win in the PCL after 2.1 scoreless innings of relief on 7/30.
- His 13 saves for High-A Hillsboro led the Northwest League in 2024.

LAST 6 OUTINGS	IP	H	R	ER	HR	BB	SO	NP-S
5/31 at MID	1.0	1	1	1	0	1	1	20-12
5/29 at MID	0.2	2	2	2	0	1	1	24-15
5/23 vs. NWA	1.0	3	2	2	0	1	2	26-18
5/19 vs. NWA	1.0	1	0	0	0	1	0	22-14
5/16 at CC	1.0	2	1	1	0	0	2	22-17
5/13 at CC	1.1	0	0	0	0	1	1	18-10
Totals: 9.00 ERA	6.0	9	6	6	0	5	7	--
Splits	AVG	H	AB	BB	K			
Home	.385	15	39	6	11			
Road	.256	10	39	9	13			
vs LHB	.412	14	34	7	8			
vs RHB	.250	11	44	8	16			

#31 ADONYS PEREZ

B: Left	T: Left	HT: 6'3"	WT: 185	AGE: 22 (10/10/2003)	HOMETOWN: La Romana, DR				
G-GS	IP	W-L	SV-SVO	K	BB	ERA	WHIP	IR-S	
0-0	0.0	0-0	0-0	0	0	--	--	0-0	
Last Win:			2025:	IP- 90.2	ERA- 6.06	H- 116	K- 67	BB- 36	
Last Loss:			vs. TUL:	IP- 0.0	ERA- --	H- 0	K- 0	BB- 0	
Last Save:			'26 Highs:	IP- 0.0	ER- 0	H- 0	K- 0	NP- 0	

- Joins Amarillo bullpen on 6/2...pitched 10 games in relief at High-A Hillsboro...went 0-1 with 3.09 ERA, 0.90 WHIP over 23.1 IP.
- Signed as an international free agent with Arizona in 2022 out of the Dominican Republic.
- Made two relief appearances for Amarillo last season (8/28, 9/11)...went 1-0 with 2.35 ERA over 7.2 IP.
- Went 7-7 in 21 games (13 GS) with a 6.40 ERA for Single-A Visalia in 2025.

LAST 6 OUTINGS	IP	H	R	ER	HR	BB	SO	NP-S
Totals: 0.00 ERA	0.0	0	0	0	0	0	0	--
Splits	AVG	H	AB	BB	K			
Home	--	0	0	0	0			
Road	--	0	0	0	0			
vs LHB	--	0	0	0	0			
vs RHB	--	0	0	0	0			

#11 CARLOS REY

B: Left	T: Left	HT: 6'2"	WT: 180	AGE: 24 (5/19/2002)	HOMETOWN: Hialeah, FL				
G-GS	IP	W-L	SV-SVO	K	BB	ERA	WHIP	IR-S	
19-0	17.1	2-3	1-1	37	20	3.12	1.67	19-6	
Last Win:	5/23 vs. NWA		2025:	IP- 61.1	ERA- 3.82	H- 51	K- 80	BB- 41	
Last Loss:	5/28 at MID		vs. TUL:	IP- 1.1	ERA- 0.00	H- 1	K- 3	BB- 2	
Last Save:	5/17 at CC		'26 Highs:	IP- 1.2	ER- 3	H- 2	K- 4	NP- 44	

- Pitched 13 consecutive scoreless appearances from 4/15-5/23...had 28 strikeouts over 13.2 innings (18.44 K/9) during that span.
- Leads all Texas League relievers in strikeouts this season with 37.
- Earned his first career Double-A save on May 17 at Corpus Christi.
- Was credited with his first win in Double-A on April 23 in a 7-5 win at SA...struck out the side in his one inning of relief.

LAST 6 OUTINGS	IP	H	R	ER	HR	BB	SO	NP-S
6/2 vs. TUL	1.1	1	0	0	0	2	3	41-22
5/28 at MID	0.1	1	1	1	0	2	1	21-8
5/23 vs. NWA	1.1	0	0	0	0	1	2	18-11
5/20 vs. NWA	0.2	0	0	0	0	1	2	14-9
5/17 at CC	1.0	0	0	0	0	0	1	12-8
5/15 at CC	0.2	0	0	0	0	1	2	14-8
Totals: 1.69 ERA	5.1	2	1	1	0	7	11	--
Splits	AVG	H	AB	BB	K			
Home	.138	4	29	11	19			
Road	.161	5	31	9	18			
vs LHB	.091	2	22	8	15			
vs RHB	.184	7	38	12	22			



SODDIES BULLPEN



#23 LONDON SIMS

B: Right **T:** Right **HT:** 6'2" **WT:** 227 **AGE:** 25 (1/3/2001) **HOMETOWN:** Lawrenceville, GA





G-GS	IP	W-L	SV-SVO	K	BB	ERA	WHIP	IR-S
20-0	21.1	1-3	8-8	16	11	4.22	1.55	7-2

Last Win:	4/16 vs. FRI	2025:	IP- 52.0	ERA- 3.63	H- 51	K- 57	BB- 31
-----------	--------------	-------	----------	-----------	-------	-------	--------

Last Loss:	5/24 vs. NWA	vs. TUL:	IP- 0.1	ERA- 0.00	H- 0	K- 0	BB- 0
------------	--------------	----------	---------	-----------	------	------	-------

Last Save:	5/22 vs. NWA	'26 Highs:	IP- 2.0	ER- 2	H- 3	K- 2	NP- 33
------------	--------------	------------	---------	-------	------	------	--------

LAST 6 OUTINGS	IP	H	R	ER	HR	BB	SO	NP-S
6/2 vs. TUL	0.1	0	0	0	0	0	0	1-1
5/31 at MID	1.0	1	0	0	0	1	1	19-9
5/28 at MID	0.2	2	1	1	0	2	0	20-8
5/24 vs. NWA	1.0	3	2	2	1	0	0	26-20
5/22 vs. NWA	1.0	0	0	0	0	1	1	20-12
5/19 vs. NWA	1.0	0	0	0	0	0	1	12-8
Totals: 8.40 ERA	5.0	6	3	3	1	4	3	--

-  Has eight of Amarillo's 14 saves this year...holds the Texas League lead in the category.
-  Spent all of 2025 in Amarillo in what would be his first season working exclusively out of the bullpen.
-  Led the Texas League in saves (12) and Soddiess pitchers in games (49), setting a franchise record.
-  Following some growing pains in April last season, he did not allow an earned run in May across 9.2 innings pitched.

Splits	AVG	H	AB	BB	K
Home	.286	12	42	3	7
Road	.256	10	39	8	9
vs LHB	.260	13	50	6	5
vs RHB	.225	9	40	5	11

PITCHING SPLITS

	W	L	SV	ERA	IP	H	R	ER	HR	BB	K
Starters	7	10	0	4.58	212.1	180	119	108	33	82	222
Relievers	19	15	14	5.99	236.0	229	168	159	36	140	292
Home	8	13	3	7.23	193.0	214	166	155	50	102	211
Road	18	12	11	3.88	255.1	195	121	112	19	120	303
Day	5	6	3	4.52	93.2	72	52	47	11	45	105
Night	21	19	11	5.53	354.2	337	235	220	58	177	409
April	12	12	6	6.19	212.1	212	154	146	35	112	242
May	14	12	8	4.24	227.0	187	120	109	31	101	263
June	0	1	0	12.00	9.0	10	13	12	3	9	9
July	--	--	--	--	--	--	--	--	--	--	--
August	--	--	--	--	--	--	--	--	--	--	--
September	--	--	--	--	--	--	--	--	--	--	--
Totals	26	25	14	5.32	448.1	409	287	267	69	222	514

PEN REPORT (NP-S)

PITCHER	5/27	5/28	5/29	5/30	5/31	6/1	6/2
	MID	MID	MID	MID	MID	OFF	TUL
Casey Anderson	13-7	-	20-12	-	-	-	-
Alec Baker	-	-	31-24	-	-	-	34-19
Jonatan Bernal	-	-	-	12-8	-	-	47-29
Yordin Chalas	19-8	-	-	18-14	-	-	-
Billy Corcoran	-	-	-	33-18	-	-	-
Indigo Diaz	13-7	-	-	24-13	-	-	33-17
Antonio Menendez	14-7	-	20-12	-	-	-	25-18
Logan Mercado	-	13-11	-	-	28-20	-	-
Alfred Morillo	-	-	24-15	-	20-12	-	-
Adonys Perez	-	-	-	-	-	-	-
Carlos Rey	-	21-8	-	-	-	-	41-22
Landon Sims	-	20-8	-	-	19-9	-	1-1

CATCHER STATS

	CS	SB	ATT	%	PB	IP	ER	ERA
Adrian De Leon	8	26	34	.235	2	161.1	116	6.47
Gavin Logan	18	58	76	.237	0	261.0	143	4.93
Matt O'Neill	1	2	3	.333	0	26.0	4	1.38
TOTAL	27	86	113	.239	2	448.1	263	5.32

PITCHING STREAKS (RELIEVERS)

Consecutive Scoreless Innings				Consecutive Scoreless Appearances			
Pitcher	IP	Dates	Streak Stats	Pitcher	G	Dates	Streak Stats
Carlos Rey	13.2	4/15-5/23	3 H, 10 BB, 28 K	Carlos Rey	13	4/15-5/23	13.2 IP, 3 H, 10 BB, 28 K
Jonatan Bernal	10.2	4/19-5/12	4 H, 1 BB, 14 K	Antonio Menendez	6	4/16-5/5	9.2 IP, 3 H, 2 BB, 10 K
Antonio Menendez	9.2	4/16-5/5	3 H, 2 BB, 10 K	Jonatan Bernal	5	4/19-5/12	10.2 IP, 4 H, 1 BB, 14 K
Antonio Menendez	6.2	4/3-4/10	1 H, 1 BB, 7 K	Alfred Morillo	4	4/17-4/29	4.0 IP, 0 H, 1 BB, 5 K
Jonatan Bernal	7.0	5/21-5/30	0 H, 1 BB, 12 K	Jonatan Bernal	4	4/19-5/6	8.2 IP, 3 H, 1 BB, 11 K
Casey Anderson	4.0	5/19-5/27	1 H, 1 BB, 1 K	Landon Sims	4	4/24-5/6	4.0 IP, 0 H, 1 BB, 1 K

VS. TEXAS LEAGUE

NORTH	2026						ALL-TIME					
	HOME		ROAD		TOTAL		HOME		ROAD		TOTAL	
	W	L	W	L	W	L	W	L	W	L	W	L
ARKANSAS	0	0	0	0	0	0	14	16	14	17	28	33
NORTHWEST ARKANSAS	3	3	2	4	5	7	16	15	22	15	38	30
SPRINGFIELD	0	3	0	0	0	3	16	20	12	13	28	33
TULSA	0	1	0	0	0	1	20	18	19	18	39	36
WICHITA	2	3	0	0	2	3	16	13	7	5	23	18
TOTAL	5	10	2	4	7	14	82	82	74	68	156	150

SOUTH	2026						ALL-TIME					
	HOME		ROAD		TOTAL		HOME		ROAD		TOTAL	
	W	L	W	L	W	L	W	L	W	L	W	L
CORPUS CHRISTI	0	0	4	2	4	2	32	23	33	45	65	68
FRISCO	3	3	0	0	3	3	43	46	24	36	67	82
MIDLAND	0	0	7	5	7	5	38	33	48	41	86	74
SAN ANTONIO	0	0	5	1	5	1	22	23	35	31	57	54
TOTAL	3	3	16	8	19	11	135	125	140	153	275	278

HIGHS, LOWS, LAST TIME IT HAPPENED



HIGHS AND LOWS (2026)

SOD POODLES OFFENSE	
Most Runs, Game	17 (5/23 vs. NWA)
Most Runs, Inning	7 (5/23 vs. NWA, 7th inn.)
Most Hits, Game (Team)	17 (5/23 vs. NWA)
Most Hits, Game (Indiv.)	5 (Pena, 4/16 vs. FRI)
Fewest Hits, Game	3 (4x), last: 5/28 at MID
Most Hits, Inning	7 (2x), last: 5/23 vs. NWA, 7th inn.
Most HRs, Game (Team)	5 (2x), last: 4/16 vs. FRI
Most HRs, Game (Indiv.)	3, Logan, 5/9 vs. WCH
Most HRs, Inning (Team)	3 (5/23 vs. NWA, 7th inn.)
Most RBI, Game (Indiv.)	6 (Luis, 5/24 vs. NWA)
Most Total Bases, Game (Indiv.)	13, Logan, 5/9 vs. WCH
Most SBs, Game (Team)	4 (5/23 vs. NWA)
Most SBs, Game (Indiv.)	2 (6x), last: Jones, 5/19 vs. NWA
Grand Slams	1 (Logan, 4/8 at NWA)
Most Runners LOB, Team	13 (2x), last: 5/3 (2) at MID
Most Runs Combined (Two Teams)	26 (2x), last: 5/7 vs. WCH
Most Hits Combined (Two Teams)	36 (4/14 vs. FRI)
Most HR During Series (Two Teams)	28 (4/14-4/19 vs. FRI)
Most Runs to Overcome Deficit	6, (6-0, 2nd inn., 5/9 vs. WCH)

OPPONENTS OFFENSE	
Most Runs, Game	19 (5/7 vs. WCH)
Most Runs, Inning	8 (7th, 4/7 at NWA)
Most Hits, Game (Team)	20 (4/14 vs. FRI)
Most Hits, Game (Indiv.)	5 (Martinez, 4/14 vs. FRI)
Fewest Hits, Game	2, 5/6 vs. WCH
Most Hits, Inning	6 (3x), last: (5th, 5/16 at CC)
Most HRs, Game (Team)	10 (5/7 vs. WCH)
Most HRs, Game (Indiv.)	3 (Spain, 5/7 vs. WCH)
Most SBs, Game (Team)	7, 5/9 vs. WCH
Most SBs, Game (Indiv.)	3 (Encarnacion, 5/15 at CC)
Grand Slams	1 (3x), last: 4/5 vs. SPR
Most Runners LOB, Team	13 (5/29 at MID)
Most Runs to Overcome Deficit	6 (8-2, Mid 5, 4/28 at MID)

SOD POODLES DEFENSE	
Most Errors, Team	3, 6/2 vs. TUL
Most Errors, Individual	2 (2x), last: De Leon, 6/2 vs. TUL
Most Double Plays	3 (3x), last: 5/26 at MID

OPPONENTS PITCHING	
Most Ks, Team (9 innings)	13 (5/20 vs. NWA)
Most Ks, Team (extra innings)	16 (4/25 at SA)
Most Walks, Team	9 (5/17 at CC)
Shutouts	
Most Ks, Individual	8 (2x), last: Mozzicato, 5/24 vs. NWA
Most Walks, Individual	6 (Dombroski, 5/17 at CC)

SOD POODLES PITCHING	
Most Ks, Team (9 innings)	17 (5/6 vs. WCH)
Most Ks, Team (extra innings)	17 (5/9 vs. WCH, 10 inn.)
Most Walks, Team	10 (4/11 at NWA, 10 inn.)
Shutouts	3, last: Cabrera/Chalas/Menendez/Diaz/Anderson, 5/27 at MID
Complete Games (9 IP)	
Complete Games (7 IP)	
Complete Game Shutout (Indiv.)	
Longest Start	6.0 IP (5x), last: Short, 5/28 at MID
Longest Relief Appearance	3.1, Angelo, 5/9 vs. WCH
Most Ks, Individual	11 (Grosz, 5/6 vs. WCH)
Most Walks, Individual	7, Grosz, 5/19 vs. NWA

OPPONENTS DEFENSE	
Most Errors, Team	3 (2x), last: 6/2 vs. TUL
Most Errors, Individual	2 (2x), last: Rodriguez, 6/2 vs. TUL
Most Double Plays	3 (2x), last: 4/24 at SA

MISCELLANEOUS	
Longest Home Game Time (9 inn.)	3:25 (4/14 vs. FRI)
Shortest Home Game Time (9 inn.)	2:07 (5/6 vs. WCH)
Longest Road Game Time (9 inn.)	3:01 (5/13 at CC)
Shortest Road Game Time (9 inn.)	2:05 (5/31 at MID)
Longest Game Time (7 inn.)	2:19 (5/24 vs. NWA)
Shortest Game Time (7 inn.)	1:53 (5/3 (1) at MID)
Longest Extra-Inning Game	3:21 (5/9 vs. WCH)
Longest Game (Innings)	11 innings (2x), last: 5/19 vs. NWA
Highest Attendance	6,632 (5/6 vs. WCH)

LAST TIME IT HAPPENED

SOD POODLES INDIVIDUAL	
Perfect Game	
No-Hitter (Individual)	
No-Hitter (Combined)	
No-Hitter (7-Inning)	Tabor, 7/11/21 at SA; Frias, 8/1/21 vs. SA
1-Hitter (Individual)	7/29/22 (Walston, 5-inning game)
1-Hitter (Combined)	8/25/23 at SA (Hill, Rashi, Otanez)
2-Hitter (Individual)	
2-Hitter (Combined)	5/6/26 vs. WCH (Grosz, Bernal, Rey, Sims)
3-Hitter (Individual)	
3-Hitter (Combined)	5/27/26 at NWA (Cabrera/Chalas/Menendez/Diaz/Anderson)
Complete Game Shutout (9 inn.)	
Complete Game Shutout (7 inn.)	Frias, 8/1/21 vs. SA
Immaculate Inning	Durke (4/18/26 vs. FRI, 7th Inning)
10+ Strikeouts	Grosz (11, 5/6/26 vs. WCH)
Four (4) Hits	Luis (5/23/26 vs. NWA)
Five (5) Hits	Pena (4/16/26 vs. FRI)
Six (6) Hits	
Three (3) Doubles	Pena (4/16/26 vs. FRI)
Four (4) Doubles	
Two (2) Triples	
Two (2) HR Game	Luis (5/24/26 vs. NWA)
Three (3) HR Game	Logan (5/9/26 vs. WCH)
Grand Slam (Home)	Waldschmidt (9/14/25 vs. MID)
Grand Slam (Road)	Logan (4/8/26 at NWA)
Inside-The-Park Home Run	Lawlar (7/3/23 (1) vs. TUL)
Back-To-Back HRs	Pena/McLaughlin, 5th inning (5/22/26 vs. NWA)
Back-To-Back-To-Back HRs	6/27/25 vs. ARK - Melendez/Roberts/Pena (3rd inning)
B-2-B-2-B-2-B HRs	9/11/21 vs. TUL - Garrett/Kennedy/Fletcher/Canzone (3rd inning)
HR, Both Sides of the Plate:	Luis (5/24/26 vs. NWA)
Hitting for the Cycle	Jones (4/29/26 at MID)

HR in 2 Straight Games	Pena/Serretti (5/22/26-5/23/26 vs. NWA)
HR in 3 Straight Games	Logan (8/26/25 - 8/30/25 vs. NWA)
HR in 4 Straight Games	Roberts (6/30/23 - 7/3/23 vs. TUL)
HR in 5 Straight Games	Pena (4/11/26 at NWA - 4/16/26 vs. FRI)
Triple in 2 Straight Games	Carroll (5/17/22-5/18/22 vs. TUL)
Triple in 3 Straight Games	Carroll (6/12/22-6/15/22 vs. FRI, at SA)
Five (5) RBI	Logan (5/9/26 vs. WCH)
Six (6) RBI	Luis (5/24/26 vs. NWA)
Seven (7) RBI	Roberts (8/15/25 vs. CC)
Four (4) Runs	Luis (5/23/26 vs. NWA)
Five (5) Runs	Cerda (8/17/25 vs. CC)
Two (2) Stolen Bases	Jones (5/19/26 vs. NWA)
Three (3) Stolen Bases	Troy (7/5/25 vs. MID)
Four (4) Stolen Bases	
Steal of Home (Straight)	Barrosa (9/4/22 vs. FRI)
Steal of Home (Double Steal)	Ortiz/Franco (4/17/26 vs. FRI)
Four (4) Walks	Robinson (6/26/24 at TUL)
Five (5) Walks	
10+ Total Bases in a game	Logan (13, 5/9/26 vs. WCH)
Most Total Bases in a game	13 (2x), last: Logan, 5/9/26

SOD POODLES TEAM	
20 Runs, Game	9/11/21 vs. TUL
20+ Hits, Game	21 (6/27/25 vs. ARK)
10+ Runs, Inning	6/11/22 vs. FRI (11, 8th inning)
Back-to-Back 15-Hit Games	4/23/26 at SA - 4/24/26 at SA
Everyone in order gets a Hit	5/23/26 vs. NWA
Everyone in order Scores a Run	4/16/26 vs. FRI
15+ Strikeouts, Game (Batting)	4/25/26 at SA
Triple Play	9/3/25 at ARK (Groover-Walters-McLaughlin; 5-4-3)
Winning Streak	7 (7/25-8/1/25)
Losing Streak	7 (8/29/25-9/5/25)

Date	Opp.	W/L	Score	Winning Pitcher	Losing Pitcher	Save	W-L	Rk.	GB	Att.	TOG	Date	Opp.	W/L	Score	Winning Pitcher	Losing Pitcher	Save	W-L	Rk.	GB	Att.	TOG
4/3	SPR	L	10-1	Cijntje (1-0)	Eagen (0-1)		0-1	4	1.5	6,153	2:59	6/23	FRI										
4/4	SPR	L	7-4	Watson (1-0)	Rey (0-1)	Burns (1)	0-2	4	2.5	4,727	3:14	6/24	FRI										
4/5	SPR	L	6-2 (10)	Picone (1-0)	Sims (0-1)		0-3	4	3.0	3,601	2:40	6/25	FRI										
4/7	NWA	L	14-2	Cawyer (1-0)	Diaz (0-1)		0-4	5	4.0	3,852	2:35	6/26	FRI										
4/8	NWA	W	10-6	Angelo (1-0)	Patteson (1-1)		1-4	4	3.0	2,249	2:52	6/27	FRI										
4/9	NWA	L	4-1	Williams (1-0)	Eagen (0-2)	Cawyer (1)	1-5	4	4.0	3,044	2:34	6/28	FRI										
4/10	NWA	L	7-2	Monke (2-0)	Grosz (0-1)		1-6	4	4.0	3,338	2:35	6/30	SA										
4/11	NWA	L	5-4	Cawyer (2-0)	Rey (0-2)		1-7	5	5.0	3,716	2:51	7/1	SA										
4/12	NWA	W	6-3	Angelo (2-0)	Beam (0-1)		2-7	5	5.0	2,358	2:12 (16)	7/2	SA										
4/14	FRI	L	15-11	Velez (2-0)	Morillo (0-1)		2-8	5	6.0	3,054	3:25	7/3	SA										
4/15	FRI	L	10-7	Bormie (3-0)	Eagen (0-3)		2-9	5	7.0	3,447	2:57	7/4	SA										
4/16	FRI	W	13-12 (10)	Sims (1-1)	Roberts (0-1)		3-9	5	6.0	4,142	3:11	7/5	SA										
4/17	FRI	W	6-5 (10)	Morillo (1-1)	Brand (0-1)		4-9	4	6.0	5,146	3:08	7/7	ARK										
4/18	FRI	L	5-4	Bormie (4-0)	Baker (0-1)		4-10	4	7.0	4,265	2:54	7/8	ARK										
4/19	FRI	W	9-7	Anderson (1-0)	Davallilo (0-2)	Sims (1)	5-10	4	7.0	4,125	2:54	7/9	ARK										
4/22 (1)	SA	L	3-2	Gustin (1-0)	Eagen (0-4)		5-11	-	-	-	1:58	7/10	ARK										
4/22 (2)	SA	W	2-1	Angelo (3-0)	Yost (0-1)	Sims (2)	6-11	4	7.0	3,273	2:07	7/11	ARK										
4/23	SA	W	7-5	Rey (1-2)	Flynn (0-2)	Anderson (1)	7-11	4	7.0	4,177	2:56	7/12	ARK										
4/24	SA	W	8-7	Durke (1-0)	Custin (1-1)	Sims (3)	8-11	4	6.0	4,097	2:50	7/17	SPR										
4/25	SA	W	5-4 (10)	Anderson (2-0)	Moore (0-1)		9-11	4	6.0	5,677	3:04	7/18	SPR										
4/26	SA	W	3-2 (11)	Durke (2-0)	Pena (0-2)	Sims (4)	10-11	3	6.0	2,030	3:03	7/19	SPR										
4/28	MID	L	11-8	Johnson (2-0)	Baker (0-2)	Tomioka (4)	10-12	3	7.0	3,342	2:44	7/21	CC										
4/29	MID	W	10-2	Menendez (1-0)	Huggins (0-2)		11-12	3	6.0	3,088	2:40	7/22	CC										
4/30	MID	W	4-3	Bernal (1-0)	Causey (1-2)	Durke (1)	12-12	3	5.0	2,745	2:34	7/23	CC										
5/2	MID	W	3-1	Menendez (2-0)	Felham (0-1)	Anderson (2)	13-12	3	4.0	5,175	2:24	7/24	CC										
5/3 (1)	MID	W	9-2	Short (1-0)	Arnold (0-1)		14-12	-	-	-	1:53	7/25	CC										
5/3 (2)	MID	L	3-2	Tomioka (2-0)	Durke (2-1)		14-13	2	4.0	4,295	2:05	7/26	CC										
5/5	WCH	L	9-4	Nowlin (1-1)	Eagen (0-5)		14-14	3	4.0	3,704	2:50	7/28	SA										
5/6	WCH	W	3-1	Grosz (1-1)	Langenberg (0-3)	Sims (5)	15-14	2	4.0	6,632	2:07	7/29	SA										
5/7	WCH	L	19-7	Quinones (1-1)	Izzi (0-1)		15-15	3	5.0	5,018	2:54	7/30	SA										
5/8	WCH	L	5-4	Ryan (1-1)	Sims (1-2)		15-16	3	5.0	5,237	2:21	7/31	SA										
5/9	WCH	W	9-7 (10)	Diaz (1-1)	Bischoff (1-1)		16-16	2	4.0	5,116	3:21	8/1	SA										
5/10	WCH			CANCELLED								8/2	SA										
5/12	CC	W	2-0	Bernal (2-0)	Perez (1-3)	Sims (6)	17-16	2	3.5	3,017	2:34	8/4	ARK										
5/13	CC	L	7-6	David (2-1)	Durke (2-2)		17-17	2	3.5	4,059	3:01	8/5	ARK										
5/14	CC	W	6-1	Izzi (1-1)	Hicks (2-3)		18-17	2	3.5	3,131	2:26	8/6	ARK										
5/15	CC	W	6-5	Cabrera (1-0)	Swanson (2-4)	Sims (7)	19-17	2	2.5	3,095	2:54	8/7	ARK										
5/16	CC	L	9-4	Gillis (1-1)	Short (1-1)		19-18	2	2.5	4,015	2:38	8/8	ARK										
5/17	CC	W	5-3	Anderson (3-0)	David (2-2)	Rey (1)	20-18	2	1.5	4,852	2:38	8/9	ARK										
5/19	NWA	W	4-3 (11)	Baker (1-2)	Jessee (1-2)		21-18	2	0.5	3,158	2:49	8/11	MID										
5/20	NWA	L	8-1	Lamkin (1-1)	Izzi (1-2)		21-19	2	0.5	3,335	2:25	8/12	MID										
5/21	NWA	L	6-4	Beam (2-3)	Cabrera (1-1)	Rayo (1)	21-20	2	1.5	3,388	2:10	8/13	MID										
5/22	NWA	W	8-5	Short (2-1)	Patteson (2-3)	Sims (8)	22-20	2	1.5	4,139	2:15	8/14	MID										
5/23	NWA	W	17-5	Rey (2-2)	Owen (1-2)		23-20	-	-	6,592	1:54 (1:00)	8/15	MID										
5/24	NWA	L	8-6 (7)	Rayo (2-1)	Sims (1-3)		23-21	2	0.5	4,432	2:19	8/16	MID										
5/26	MID	W	2-0	Izzi (2-2)	Lin (2-1)	Bernal (1)	24-21	1	-	2,006	2:06	8/18	TUL										
5/27	MID	W	8-0	Cabrera (2-1)	Arnold (1-3)		25-21	1	-	2,445	2:22	8/19	TUL										
5/28	MID	L	2-1	Garland (1-0)	Rey (2-3)		25-22	1	-	4,015	2:14	8/20	TUL										
5/29	MID	L	7-6	Causey (3-3)	Anderson (3-1)		25-23	3	0.5	5,090	2:38	8/21	TUL										
5/30	MID	W	4-2	Diaz (2-1)	Baez (0-2)	Bernal (2)	26-23	1	-	3,677	2:45	8/22	TUL										
5/31	MID	L	2-1	Lin (3-1)	Morillo (1-2)	Robles (1)	26-24	3	0.5	2,049	2:05	8/23	TUL										
6/2	TUL	L	13-9	Caba (2-1)	Baker (1-3)		26-25	3	1.5	3,571	3:20	8/25	CC										
6/3	TUL											8/26	CC										
6/4	TUL											8/27	CC										
6/5	TUL											8/28	CC										
6/6	TUL											8/29	CC										
6/7	TUL											8/30	CC										
6/9	SPR											9/1	FRI										
6/10	SPR											9/2	FRI										
6/11	SPR											9/3	FRI										
6/12	SPR											9/4	FRI										
6/13	SPR											9/5	FRI										
6/14	SPR											9/6	FRI										
6/16	MID											9/8	SA										
6/17	MID											9/9	SA										
6/18	MID											9/10	SA										
6/19	MID											9/11	SA										
6/20	MID											9/12	SA										
6/21	MID											9/13	SA										

MONTH-BY-MONTH

BATTING

PITCHING

	AVG	HR	R/G	Wins	Losses	Saves	ERA
APRIL	.265	31	5.54	12	12	6	6.19
MAY	.243	35	5.08	14	12	8	4.24
JUNE	.289	2	9.00	0	1	0	12.00
JULY	-	-	-	--	--	--	--
AUGUST	-	-	-	--	--	--	--
SEPTEMBER	-	-	-	--	--	--	--

POSTPONEMENTS/CANCELLATIONS

4/21 at SA	Postponed to 4/22 (Inclement Weather)	5/10 vs. WCH	Cancelled (Inclement Weather)
5/1 at MID	Postponed to 5/3 (Inclement Weather)	5/23 vs. NWA	Suspended to 5/24 (Inclement Weather, B4)



TRANSACTIONS



Date	No.	Transaction
4/4	1	Matt O'Neill transferred to Reno from Amarillo
4/4	2	Adrian De Leon transferred to Amarillo from Hillsboro
4/9	3	Hunter Cranton placed on Amarillo IL
4/10	4	Jonatan Bernal transferred to Amarillo from Hillsboro
4/10	5	Zane Russell transferred to Hillsboro to Amarillo
4/12	6	Jesus Valdez tranferred to Reno from Amarillo
4/15	7	Lourdes Gurriel Jr. begins ML Rehab Assignment with Amarillo
4/15	8	Billy Corcoran transferred to Amarillo from Hillsboro
4/16	9	Jesus Valdez tranferred to Amarillo from Reno
4/16	10	Alejandro Rios transferred to Amarillo from ACL D-backs
4/16	11	Indigo Diaz placed on Amarillo IL
4/17	12	Logan Mercado transferred to Amarillo from Hillsboro
4/17	13	Gavin Logan tranferred to Reno from Amarillo
4/18	14	Alejandro Rios transferred to ACL from Amarillo
4/18	15	Gavin Logan tranferred to Amarillo from Reno
4/18	16	Christian Cerda transferred from Amarillo to Reno
4/26	17	Jesus Valdez contract selected by Arizona
4/27	18	Jesus Valdez optioned to Amarillo
4/28	19	Danny Serretti transferred to Reno from Amarillo
5/2	20	Danny Serretti transferred to Amarillo from Reno
5/3	21	Roman Angelo transferred to Reno from Amarillo
5/3	22	Indigo Diaz reinstated from Amarillo IL
5/7	23	Roman Angelo transferred to Amarillo from Reno
5/7	24	Billy Corcoran placed on Development List
5/9	25	Matt O'Neill transferred to Amarillo from Reno
5/9	26	Jesus Valdez placed on Development List
5/12	27	Adrian De Leon transferred to Hillsboro from Amarillo
5/12	28	Jean Walters transferred to Amarillo from Reno
5/14	29	Billy Corcoran reinstated from Development List
5/14	30	Hayden Durke placed on Development List
5/19	31	Matt O'Neill transferred to Reno from Amarillo
5/19	32	Adrian De Leon transferred to Amarillo from Hillsboro
5/23	33	Josh Grosz placed on Development List
5/23	34	Jesus Valdez reinstated from Development List
5/23	35	Angel Ortiz transferred to Reno from Amarillo
5/23	36	Yordin Chalas transferred to Amarillo from Hillsboro
6/2	37	Jose Cabrera transferred to Reno from Amarillo
6/2	38	Demetrio Crisantes reinstated from injured list
6/2	39	Adonys Perez transferred to Amarillo from Hillsboro
6/2	40	Jean Walters placed on Amarillo IL

Date	No.	Transaction
------	-----	-------------