



# GAME NOTES

## NORTHWEST ARKANSAS NATURALS

3000 GENE GEORGE BLVD • SPRINGDALE, AR 72762 • PH: 479.927.4900 • FAX: 479.756.8088

WWW.NWANATURALS.COM



/NATURALS



NWANATURALS



@NWANATURALS

### NORTHWEST ARKANSAS NATURALS (7-11, 38-48) vs. SPRINGFIELD CARDINALS (10-8, 41-46)

RHP Andrew Hoffmann (0-1, 10.38 ERA) vs. RHP Kyle Leahy (6-6, 6.07 ERA)

Friday, July 22nd, 2022 • 7:05 PM (CT) First Pitch • Arvest Ballpark • Springdale, Arkansas

Game 87 of 137 • Home Game 42 of 68 • Home Record: 15-26 • Night Game Record: 30-40 • North Division Record: 21-29 • 2nd Half Record: 7-11

Streak: W1 • Last 5: 2-3 • Last 10: 3-7 • Road Record: 23-22 • Day Game Record: 8-8 • South Division Record: 17-19 • 1st Half Record: 31-37

Listen: [www.milb.com/northwest-arkansas/fans/audio-listen-live](http://www.milb.com/northwest-arkansas/fans/audio-listen-live) • Watch: MiLBtv



### UPCOMING GAMES & PITCHING PROBABLES

|                         |                 |              |   |
|-------------------------|-----------------|--------------|---|
| Saturday, July 23, 2022 | vs. SPRINGFIELD | 6:05 p.m. CT | LHP Anthony Veneziano (4-6, 6.87 ERA) vs. RHP Connor Lunn (2-5, 6.68 ERA) |
| Sunday, July 24, 2022   | vs. SPRINGFIELD | 2:05 p.m. CT | RHP Alec Marsh (1-8, 7.07 ERA) vs. RHP Edgar Escobar (6-5, 6.94 ERA)      |
| Tuesday, July 26, 2022  | @ Wichita       | 7:05 p.m. CT | RHP Noah Murdock (0-5, 10.08 ERA) @ TBD                                   |

### BY THE NUMBERS

(UNDERLINE INDICATES MLB LEADER) (BOLD INDICATES DOUBLE-A LEADER) (ITALICS INDICATES DOUBLE-A WORST)

|                                  |                     |             |                          |
|----------------------------------|---------------------|-------------|--------------------------|
| <b>N</b> .263 (5th) < <b>AVG</b> | <b>S</b> .253 (7th) | 5.74 (9th)  | <b>ERA</b> > 5.40 (7th)  |
| 528 (2nd) < <b>R</b>             | 513 (3rd)           | 1.62 (10th) | <b>WHIP</b> > 1.47 (6th) |
| 774 (5th) < <b>H</b>             | 740 (7th)           | 2.69 (8th)  | <b>AVG</b> > .265 (7th)  |
| 105 (16th) <b>HR</b> >           | 107 (5th)           | 756.0 (7th) | <b>IP</b> > 767.2 (2nd)  |
| 387 (5th) <b>BB</b> >            | 429 (2nd)           | 798 (8th)   | <b>H</b> > 789 (7th)     |
| 806 (7th) < <b>K</b>             | 832 (9th)           | 532 (9th)   | <b>R</b> > 512 (7th)     |
| 120 (11st) < <b>SB</b>           | 87 (6th)            | 109 (8th)   | < <b>HR</b> 112 (9th)    |
| .354 (14th) <b>OBP</b> >         | <b>.357 (11st)</b>  | 424 (9th)   | <b>BB</b> > 338 (3rd)    |
| .434 (6th) < <b>SLG</b>          | .418 (7th)          | 789 (6th)   | < <b>K</b> 758 (8th)     |
| .788 (4th) < <b>OPS</b>          | .775 (7th)          | 5 (13rd)    | < <b>SHO</b> 3 (18th)    |

### SERIES HISTORY

|                             |                |
|-----------------------------|----------------|
| NWA ALL-TIME vs. Cardinals  | 219-202 (.520) |
| NWA ALL-TIME in Springdale  | 127-81 (.611)  |
| NWA ALL-TIME in Springfield | 92-121 (.432)  |

|                     |             |
|---------------------|-------------|
| 2022 vs. Cardinals  | 5-10 (.333) |
| 2022 in Springdale  | 0-6 (.000)  |
| 2022 in Springfield | 5-4 (.556)  |

| DATE    | H/R | SCORE    | WIN            | LOSS         | SAVE          |
|---------|-----|----------|----------------|--------------|---------------|
| 4/8/22  | R   | W, 11-8  | A. Sotillet    | G. Black     | -             |
| 4/9/22  | R   | L, 14-11 | J. Quezada     | A. Veneziano | F. Pacheco    |
| 4/10/22 | R   | L, 10-5  | M. Brettell    | A. Zerpa     | -             |
| 5/3/22  | R   | L, 12-5  | D. Roach       | A. Veneziano | -             |
| 5/4/22  | R   | W, 13-3  | M. Martinez    | K. Leahy     | -             |
| 5/5/22  | R   | W, 9-6   | Y. Del Rosario | G. Black     | W. Pennington |
| 5/6/22  | R   | L, 2-1   | T. Pike        | H. Capps     | F. Pacheco    |
| 5/7/22  | R   | W, 9-6   | D. Parrish     | C. Lunn      | -             |
| 5/8/22  | R   | W, 9-5   | W. Pennington  | F. Pacheco   | -             |
| 6/21/22 | H   | L, 5-3   | G. Back        | D. Biassi    | R. Loutos     |
| 6/22/22 | H   | L, 9-6   | G. Williams    | W. Klein     | -             |
| 6/23/22 | H   | L, 11-2  | E. Escobar     | A. Marsh     | -             |
| 6/24/22 | H   | L, 7-1   | M. McGreevy    | A. Zerpa     | -             |
| 6/25/22 | H   | L, 13-10 | G. Graceffo    | N. Murdock   | R. Loutos     |
| 6/26/22 | H   | L, 8-2   | K. Leahy       | A. Veneziano | -             |
| 7/22/22 | H   |          |                |              |               |
| 7/23/22 | H   |          |                |              |               |
| 7/24/22 | H   |          |                |              |               |
| 8/23/22 | H   |          |                |              |               |
| 8/24/22 | H   |          |                |              |               |
| 8/25/22 | H   |          |                |              |               |
| 8/26/22 | H   |          |                |              |               |
| 8/27/22 | H   |          |                |              |               |
| 8/28/22 | H   |          |                |              |               |

### NATURALS PR DEPARTMENT • NATURALSPR@GMAIL.COM

Dustin Dethlefs – Director, Marketing & PR – [dustin@nwanaturals.com](mailto:dustin@nwanaturals.com)  
 Nicholas Badders – Broadcaster/Media Relations/Baseball Ops – [nicholas@nwanaturals.com](mailto:nicholas@nwanaturals.com)  
 Adam Annarotone – Creative Services Coordinator – [adam@nwanaturals.com](mailto:adam@nwanaturals.com)  
 Kelsey Chanler – Marketing and Creative Services Assistant – [kelsey@nwanaturals.com](mailto:kelsey@nwanaturals.com)

### SUNDAY'S GAME

|                | 1 | 2 | 3 | 4 | 5 | 6 | 7 | 8 | 9 | R  | H  | E | LO |
|----------------|---|---|---|---|---|---|---|---|---|----|----|---|----|
| NW Arkansas    | 2 | 0 | 3 | 0 | 0 | 0 | 3 | 4 | 4 | 16 | 12 | 2 | 8  |
| Corpus Christi | 0 | 0 | 0 | 0 | 0 | 0 | 2 | 5 | 0 | 7  | 12 | 0 | 12 |

Win: Dante Biassi (5-3)      Loss: Jose Bravo (3-3)      Save: None

**CORPUS CHRISTI, TX** – After the Northwest Arkansas Naturals jumped out to an early lead, the Corpus Christi Hooks put up a fight late, but the Naturals came out on top despite the dramatics, 16-7 to win the series finale.

- Eight of nine Naturals recorded hits, including four multi-hit nights. Eight of nine Naturals also scored a run, including four multi-run nights and four-run night from **Tyler Gentry**. Gentry and **CJ Alexander** each drove in four runs, while **Robbie Glendinning** pushed home five, with a team-best three hits.
- Patience at the plate was key for the Naturals, as eight players combined to draw a season-high 12 walks, including three each from **Nick Loftin** and Gentry ... nine of the 12 batters who were walked came around to score, while a 10th came with the bases loaded.
- On the mound, starting pitcher **Dante Biassi** turned in his third scoreless start of the year, throwing 5.0 scoreless innings with five strikeouts. He stranded the bases loaded in each of the first two innings and threw a career-high and Naturals season-high 101 pitches while earning his fifth win of the year.
- Gentry put the Naturals up early in the first inning, with a two-run home run one out into the game. It marked Gentry's ninth homer with the Naturals, his first two of four RBI in the game, as he current has 31 RBI in 27 games.
- In the third inning, Alexander doubled his Naturals RBI total, with a three-run double that cleared the bases and put the Naturals up 5-0, after driving in three runs in Saturday night's game.
- The Naturals jumped out further in the eighth, scoring four runs on a grand slam from Glendinning for a 10-run lead. It was Glendinning's team-best 15th homer of the season and the 5-RBI night puts him second in the Texas League with 62 runs batted in.
- Corpus Christi proceeded to score five runs in the eighth and cut the Northwest Arkansas lead in half, the Naturals countered with four more for good measure, the 16-7 score that held to be final.

### NATURALS HITTING LEADERS

|                 |                           |
|-----------------|---------------------------|
| GAMES           | Glendinning & Loftin (75) |
| AT-BATS         | Maikel Garcia (307)       |
| RUNS            | Nick Loftin (70)          |
| HITS            | Maikel Garcia (88)        |
| TOTAL BASES     | Robbie Glendinning (144)  |
| DOUBLES         | Maikel Garcia (23)        |
| TRIPLES         | Bradley & Matias (3)      |
| HOME RUNS       | Robbie Glendinning (16)   |
| RUNS BATTED IN  | Robbie Glendinning (62)   |
| WALKS           | Logan Porter (50)         |
| STRIKEOUTS      | Robbie Glendinning (103)  |
| STOLEN BASES    | Maikel Garcia (27)        |
| BATTING AVERAGE | Logan Porter (.311)       |
| ON-BASE %       | Logan Porter (.448)       |
| SLUGGING %      | Robbie Glendinning (.509) |
| OPS             | Logan Porter (.950)       |

### NATURALS PITCHING LEADERS

|                |                          |
|----------------|--------------------------|
| WINS           | Biassi & Del Rosario (5) |
| LOSSES         | * Alec Marsh (8)         |
| ERA            | Anthony Veneziano (6.87) |
| GAMES          | Jonah Dipoto (28)        |
| TOTAL BASES    | Marsh & Veneziano (16)   |
| COMPLETE GAMES | Anthony Veneziano (1)    |
| GAMES FINISHED | Jonah Dipoto (17)        |
| SAVES          | Andres Sotillet (4)      |
| INNINGS        | Anthony Veneziano (73.1) |
| HITS           | Alec Marsh (83)          |
| RUNS           | * Alec Marsh (63)        |
| EARNED RUNS    | Marsh & Veneziano (56)   |
| HOME RUNS      | Marsh & Veneziano (16)   |
| HIT BATTERS    | Anthony Veneziano (7)    |
| WALKS          | Biassi & Veneziano (41)  |
| STRIKEOUTS     | Alec Marsh (105)         |

\* INDICATES LEAGUE LEADER // ^ INDICATES DOUBLE-A LEADER

### THIS DAY IN NATURALS HISTORY

#### The Naturals are 7-6 all-time when playing on July 22

On July 22, 2016, the Northwest Arkansas Naturals beat the Springfield Cardinals, 4-1 at Arvest Ballpark. Starting pitcher **Josh Staumont** allowed just one run on two hits over 5.2 innings, with 10 strikeouts, his first of two 10-strikeout games that season. Staumont took a shutout into the sixth inning, and exited with the Naturals up 4-0, as the run he allowed was an inherited runner by the reliever. Northwest Arkansas took a 1-0 lead in the first on a **Corey Toups** double, then scored three more in the bottom of the fifth, on singles from **Frank Schwindel** and **Cam Gallagher**, then a bases-loaded walk to **Carlos Garcia**.

### HOME/AWAY

|            |       |
|------------|-------|
| Home Games | 15-26 |
| Away Games | 23-22 |

### TIME OF DAY

|             |       |
|-------------|-------|
| Night Games | 30-40 |
| Day Games   | 8-8   |

### MONTH

|           |       |
|-----------|-------|
| April     | 9-11  |
| May       | 13-12 |
| June      | 10-16 |
| July      | 6-9   |
| August    |       |
| September |       |

### OPPONENT

|                    |      |
|--------------------|------|
| vs. Amarillo       | 5-7  |
| vs. Arkansas       | 5-7  |
| vs. Corpus Christi | 4-8  |
| vs. Frisco         | 4-2  |
| vs. Midland        | 4-2  |
| vs. San Antonio    |      |
| vs. Springfield    | 5-10 |
| vs. Tulsa          | 7-5  |
| vs. Wichita        | 4-7  |

### DAY OF THE WEEK

|              |      |
|--------------|------|
| on Monday    | 1-0  |
| on Tuesday   | 5-8  |
| on Wednesday | 6-7  |
| on Thursday  | 4-11 |
| on Friday    | 7-9  |
| on Saturday  | 7-7  |
| on Sunday    | 8-6  |

### LAST WEEK'S ROAD TRIP

|                      |          |
|----------------------|----------|
| Record               | 2-4      |
| Team Batting Average | (.265)   |
| Home Runs            | 8        |
| Runs/Runs Per Game   | .41/6.83 |
| Team ERA             | 9.00     |
| Strikeouts           | 51       |
| Saves/Opportunities  | 1/1      |

## THIS WEEK IN NATURALS BASEBALL

| MONDAY      | TUESDAY     | WEDNESDAY   | THURSDAY    | FRIDAY                             | SATURDAY                           | SUNDAY                             |
|-------------|-------------|-------------|-------------|------------------------------------|------------------------------------|------------------------------------|
| 7/18<br>OFF | 7/19<br>OFF | 7/20<br>OFF | 7/21<br>OFF | 7/22<br>VS. SPRINGFIELD<br>7:05 PM | 7/23<br>VS. SPRINGFIELD<br>6:05 PM | 7/24<br>VS. SPRINGFIELD<br>2:05 PM |



FOLLOW THE LEADER

Manager Chris Widger enters his first season at the helm of the Naturals, after previous stops in Advanced Rookie Burlington (2019) and High-A Quad Cities (2021) managing Royals affiliates.

- 18 of the Naturals' 27 active players played for Widger with the Quad Cities River Bandits last season.
5 of the Naturals' 27 active players played under Widger with the Burlington Royals, then in Quad Cities and now in Northwest Arkansas: Dante Biasi, Jonah Dipoto, Jake Means, Noah Murdock, Logan Porter and John Rave.

EXTREME ENDS OF THE SPECTRUM

When looking at the Naturals' numbers one game to the next, it appears rather black and white with what leads to a win or loss.

- When scoring seven runs or more, the Naturals are 31-6, while when scoring six runs or less, just 7-42.
The Naturals are 25-11 when recording 10 hits or more, but when they get nine hits or less, are just 13-37.
The Naturals are 35-11 when out-hitting their opponent or hits are tied, but 3-37 when out-hit by their opponent.
When the Naturals score first, they are 24-16, whereas 14-32 when the opponent scores first.

ONE RUN GOES A LONG WAY

The Naturals are 4-17 in one-run games this season, meaning 17 of their 48 losses (35.4%) this season have been decided by just one run.

- The Naturals have had the tying run at the plate or on base in 19 losses this season (including 13 of their one-run losses).

YO, YOU WANNA SEE SOME REAL SPEED?

Through 86 games, the Naturals have stolen 120 bases in 145 attempts (average 1.40 steals/game, 82.8% success rate).

- 120 steals ranks tied for the most in the Texas League, tied fourth in Double-A and tied 23rd in the Minors.
Maikel Garcia's 27 steals (in 30 attempts) ranks tied second in the Texas League and seventh among all Double-A basestealers.
The Naturals have stolen at least one base in 57 of 86 games this season (66.3%), including 31 games with two or more steals ... the team stole a season-high six bases on July 6 vs. Tulsa with a pair of five-steal games as well this season.
The Naturals have pulled off a double steal 16 times, meaning 32 of 120 steals this year (26.7%) have come on a double-steal.
Naturals players have stolen multiple bases in a game 14 times, SIX of those occasions being Garcia ... Tucker Bradley had the first three-steal game of the season (and of his career) on July 9 vs. Tulsa.

SLICK NICK

Naturals utility player Nick Loftin has been a consistent presence at the top of the Naturals' lineup since the start of the season and is coming off a strong week back in his hometown of Corpus Christi.

- Loftin has reached base in 63 of 74 games where he has at least one plate appearance this season, with hits in 52 of 74 games and 23 multi-hit games.
He has reached base twice or more in 39 games, including seven straight games, the longest such streak for a Naturals player this season, a stretch (Since July 10), where he's hitting .346 (9-for-26) with eight walks and a .500 on-base percentage.
Nick leads the Naturals with 17 multi-run games and his 70 runs scored are far and away the most of any player in the Royals' system this season and rank second in the Texas League and among all Double-A hitters ... he ranks EIGHTH among all minor leaguers in runs scored.
Nick's 20 steals (in 23 attempts) ranks tied 10th in the Texas League.
11 home runs this season in 75 games have already topped the 10 he had last year in 90 games ... he's also passed last year's total in steals (11 in 2021 vs. 20 in 2022) and runs scored (67 in 2021 vs. 70 in 2022).

TYLER, THE CREATOR (OF RUNS)

Naturals outfielder Tyler Gentry has been one of the best hitters in the Kansas City Royals' system this season, with an incredible impact since joining the Naturals last month.

- He is the Royals' organization leader in batting average (.333) and OPS (.998), while ranking second in on-base percentage (.422) and slugging percentage (.576) ... his 54 runs batted in between Quad Cities and Northwest Arkansas rank fourth, while 14 total home runs is tied fifth.
Among qualified full-season Minor League hitters, Gentry ranks FIFTH in batting average, while 13th in OPS.
Since his call-up to Double-A on June 14, Gentry is batting .330 (34-for-103) over 27 games with six doubles, nine home runs and 31 runs batted (1.15 RBI per game) and a 1.057 OPS ... he's driven in at least one run in 16 of 27 games (including the last five straight), with eight multi-RBI games ... he already has 10 multi-hit games and nine multi-run games as well.
He has hits in 19 of his first 27 games with the Naturals and has reached base in 24 of 27 games, including 18 straight.
Gentry's active 18-game on-base streak is the longest for a Naturals player this season ... since June 26, he's hitting .382 (26-for-68) with 10 extra-base hits and 12 walks, with an on-base percentage of .459 in that span.
Over 14 games in the month of July, Gentry is hitting .370 (20-for-54) with seven extra-base hits and 20 runs batted in, while he has scored 17 runs as well ... his 16 RBI this month rank third among Texas League hitters.

ROCKIN' ROBBIE

After slumping for much of June, first baseman Robbie Glendinning has returned to form, with a hot stretch that has carried from late June to July.

- Glendinning's 62 runs batted in this season rank second not just in the Texas League, but among all Double-A hitters as well, behind 64 from Wichita's Matt Wallner ... his 34 extra-base hits are tied for the ninth-most in the circuit, while .509 slugging percentage places 10th in the Texas League.
He has reached base in 67 of 75 games he's played this season (89.3%), reaching multiple times in 37 games this season ... he has hits in 51 of 75 games, including a team-best 25 multi-hit games this season ... 22 of his multi-hit games are two-hit games.
In 14 games this month, Glendinning is hitting .339 (20-for-59) with nine extra-base hits and 19 runs batted in ... his 41 total bases are the third-most in the Texas League this month, six home runs is tied for the third-most and 19 runs batted in are the fourth-most.
Among Royals minor league hitters, Glendinning ranks as one of the top hitters in nearly every category ... his 144 total bases are tied for the second-most in the system, while 62 runs batted in, 18 doubles and 34 extra-base hits rank third and 15 home runs (a career-high) are tied for third ... he ranks fourth among qualified hitters in the system in slugging percentage (.509), fifth in OPS (.884) and on-base percentage (.375) and eighth in batting average (.279).

PUSHIN P(ORTER)

Catcher Logan Porter has quietly flown under the radar as one of the top hitters in the Royals system so far in 2022.

- Among qualified full-season Minor League hitters, Porter ranks FOURTH in on-base percentage (.448) ... he is second among all Double-A hitters in OBP ... in the Texas League, he is second in OBP, seventh in OPS (.950) and ninth in batting average (.311).
Among qualified Royals minor league hitters, Porter's .448 OBP is the highest on-base percentage in the system, while he ranks second in OPS, third in batting average and sixth in slugging percentage (.502) ... his 50 walks are second in the system, behind Nick Pratto's 51.
Porter has reached base in 58 of 65 games he's played this season (89.2%) and has reached base multiple times on 41 occasions, with hits in 54 of 65 games and 22 multi-hit games.
Porter's 17-game on-base streak between May 31 and June 23 is tied for the second-longest on the team this season, a stretch where he hit .321 (17-for-53) with 15 walks and a .493 OBP.

NUMERICAL QUICK ROSTER

Table with 4 columns: #, PLAYER, POS, B/T. Lists players like Rave, John (OF, L/L), Cropley, Tyler (C, R/R), Rivero, Sebastian (C, R/R), etc.

ALPHABETICAL QUICK ROSTER

Table with 4 columns: #, PLAYER, POS, B/T. Lists players alphabetically by name, starting with Alexander, CJ (INF, L/R) and ending with Woods Jr., Stephen (RHP, R/R).

BATTING

Summary table for batting: LEFTIES ..... 5, RIGHTIES ..... 8, SWITCH ..... 0

PITCHING

Summary table for pitching: LEFTIES ..... 8, RIGHTIES ..... 9

PRO-NUN-SEE-AY-SHUNS

- 4 RYAN GROTJOHN (GROET-john) 21 ASA LACY (AY-suh) 39 ÁNDRES SOTILLET (ahn-DRACE soh-tee-YAY) 55 JONAH DIPOTO (dih-POH-to)
7 BRHET BEWLEY (Brett Bew-lee) 25 SEULY MATIAS (soo-lee mah-TEE-as) 41 ZACH HAAKE (hockey) BENCH COACH 23: MIKE JIRSCHLE (jursch-LEE)
8 MAIKEL GARCIA (my-KELL gar-SEE-uh) 32 ANTHONY VENEZIANO (va-nee-zee-ah-no) 44 GAVIN STUPIENSKI (stew-PIN-ski)
16 ROBBIE GLENDINNING (glin-DEN-ing) 38 DANTE BIASI (bee-AH-zee) 45 YEFRI DEL ROSARIO (Jeffry)



**NATURALS HARDWARE SHELF**

**Players of the Month**

TBD

**Pitchers of the Month (1)**

**May: LHP Drew Parrish** ... started five games and went 3-1 with a 0.59 ERA (2 ER in 30.2 IP) ... only allowed 15 hits and four walks, while striking out 29 opposing hitters ... among qualified Texas League pitchers, threw the most innings and had the lowest ERA and WHIP (0.62), while holding opponents to a .144 average.

**Players of the Week (3)**

- April 25 to May 1: 2B Michael Massey** ... hit .417 (10-for-28) across six games with a league-best 19 total bases and nine runs batted in, while tied for the Texas League lead with 10 hits. His 1.221 OPS ranked third among players with at least 20 at-bats, while his .417 average tied for second among that same group.
- May 23 to May 29: 2B Michael Massey** ... hit a league-best .481 (13-for-27) across six games in Midland, while tied for the league lead with 19 total bases. He drove in nine runs as well, doubling three times with one home run, a go-ahead grand slam on May 24 and collected multiple hits in each of the first five games of the series.
- June 27 to July 3: OF Tyler Gentry** ... hit .435 (10-for-23) with two doubles, four home runs and 11 runs batted in, which was tied for the most in the league. Recorded 24 total bases with a 1.043 slugging percentage 1.543 OPS.

**Pitchers of the Week (3)**

- May 2 to May 8: LHP Drew Parrish** ... threw 7.0 scoreless innings on May 7 @ Springfield ... held the Cardinals to just two hits and one walk while striking out four. He retired the first eight he faced and the final five, with five 1-2-3 frames.
- May 9 to May 15: LHP Drew Parrish** ... threw 7.0 scoreless innings on May 13 vs. Wichita ... held the Wind Surge to just three hits and no walks while striking out nine. Between the second and sixth innings, he retired 13 straight batters, retiring the side 1-2-3 in the first inning, as well as the third through sixth.
- June 6 to June 12: LHP Anthony Veneziano** ... threw 7.0 scoreless innings in a complete-game shutout on June 9 @ Tulsa ... held the Drillers to just three hits and one walk while striking out five, on 79 pitches. Retired the final eight hitters he faced and 11 of the last 12, only needing five pitches for a 1-2-3 seventh inning to end the night.

**TOOLS TEAM**

Five Nationals players were listed in *Baseball America's* 2022 Best Tools Survey of the Kansas City Royals' organization.

- CF **Nick Loftin** is rated as having the "*Best Strike-Zone Discipline*" in the system.
- SS **Maikel Garcia** is rated as having the "*Best Infield Arm*" in the system.
- RF **Seuly Matias** is rated as having the "*Best Outfield Arm*" in the system.
- LHP **Asa Lacy** is rated as having the "*Best Slider*" in the system.
- C **Sebastian Rivero** is rated as being the "*Best Defensive Catcher*" in the system.

**QUICK FACTS**

**Founded** ..... 2008  
**Colors** ..... Navy Blue, Burgundy, Gold and White  
**League** ..... Texas League (Since 2008)  
**Ownership** ..... Rich Entertainment Group  
**General Manager** ..... Justin Cole (9th Season)  
**Home Ballpark (Capacity)** ..... Arvest Ballpark (7,350, 6,500 seats)  
**Dimensions** ..... LF- 327 LCF- 377 CF- 400 RCF- 378 RF- 325  
**Wall Heights** ..... LF-LCF: 9 feet CF: 11 feet RCF-RF: 9 feet
















**ROSTER BREAKDOWN**

|   |  |
|---|--|
| Age 20.....0                              | Native of Australia.....1  |
| Age 21.....0                              | Native of Dominican Republic.....2                                 |
| Age 22.....4                              | Native of United States.....25                                     |
| Age 23.....7                              | Native of Venezuela.....4  |
| Age 24.....9                              | <b>Acquired by Royals via Free Agency</b> ..... 13                 |
| Age 25.....4                              | (International) .....5 (Minor League) ...5 (Undrafted).....3       |
| Age 26.....4                              | <b>Acquired by Royals via Trade</b> .....3                         |
| Age 27.....3                              | <b>Acquired by Royals via First Year Player Draft</b> ..... 16     |
| Age 28.....1                              | (High School) .....1 (Rounds 1-5).....7 (2016-18 Drafts) .....3    |
| Age 29.....1                              | (2nd Year/College) .....0 (Rounds 6-10).....4 (2019 Draft) .....8  |
| <b>Average Age</b> .... 24 Years 114 Days | (3rd Year/College) .....12 (Rounds 11-20)....0 (2020 Draft) .....5 |
| <b>Median Age</b> ..... 24                | (4th+ Year/College) .....3 (Rounds 21-40)....5 (2021 Draft) .....0 |

**ROYALS TOP-30 PROSPECTS (RANKING ACCORDING TO MLB PIPELINE)**

| #  | PLAYERS (POSITION)            | OVERALL RANKING | BASEBALL AMERICA RANKING |
|----|-------------------------------|-----------------|--------------------------|
| 3  | Asa Lacy (LHP)                | 9th LHP         | Royals 3rd / 9th LHP     |
| 4  | Nick Loftin (OF)              |                 | Royals 9th               |
| 10 | Alec Marsh (RHP)              |                 | Royals 11th              |
| 15 | Anthony Veneziano (LHP)       |                 | Royals 22nd              |
| 17 | Will Klein (RHP)              |                 | Royals 21st              |
| 19 | Maikel Garcia (SS)            |                 | Royals 10th              |
| 21 | Noah Murdock (RHP)            |                 | Royals 25th              |
| 25 | Tyler Gentry (OF)             |                 | Royals 20th              |
| 26 | Andrew Hoffmann (RHP)         |                 | Royals 13th              |
| 28 | Nathan Webb (RHP)             |                 | -                        |
| -  | Yefri Del Rosario (RHP) (DEV) |                 | Royals 17th              |

**UNIFORM RECORDS**

|  |  |  |   |  |  |   |  |
|--|--|--|---|--|--|---|--|
| <br><b>Navy/Red (23-27)</b><br>Home: 10-16<br>Road: 13-11 | <br><b>Red (9-11)</b><br>Home: 0-0<br>Road: 9-11  | <br><b>White/Navy (3-9)</b><br>Home: 3-9<br>Road: 0-0 | <br><b>Los Naturales</b><br>Home: 0-0<br>Road: 0-0 | <br><b>Growlin' Chickens</b><br>Home: 1-1<br>Road: 0-0 | <br><b>Fauxback</b><br>Home: 0-0<br>Road: 0-0 | <br><b>July 4th</b><br>Home: 1-0<br>Road: 0-0  |  |
| <br><b>White (11-14)</b><br>Home: 11-14<br>Road: 0-0      | <br><b>Grey (9-10)</b><br>Home: 0-0<br>Road: 9-10 | <br><b>Navy (16-21)</b><br>Home: 3-9<br>Road: 13-12   | <br><b>Los Naturales</b><br>Home: 0-0<br>Road: 0-0 | <br><b>Growlin' Chickens</b><br>Home: 1-1<br>Road: 0-0 | <br><b>Fauxback</b><br>Home: 0-0<br>Road: 0-0 | <br><b>Star Wars</b><br>Home: 1-0<br>Road: 0-0 | <br><b>Marvel</b><br>Home: 0-1<br>Road: 0-0 |
| <b>HOME UNIFORM COMBINATIONS</b>   |  |  |   | <b>ROAD UNIFORM COMBINATIONS</b>   |  |   |  |
| Navy/Red Hat & White Jersey: 8-10  |  | Navy/Red Hat & Navy Jersey: 2-4  |   | Navy/Red Hat & Grey Jersey: 5-2  |  | Navy/Red Hat & Navy Jersey: 9-9   |  |
| White Hat & White Jersey: 2-4  |  | White Hat & Navy Jersey: 1-5   |   | Red Hat & Grey Jersey: 4-8   |  | Red Hat & Navy Jersey: 5-3  |  |
| Red Hat & White Jersey: 0-0  |  | Red Hat & Navy Jersey: 0-0   |   | Specialty/Theme Uniforms: 3-2  |  |   |  |

**NATURALS IN-SEASON BIRTHDAYS**

|  |  |   |   |  |  |
|--|--|---|---|--|--|
| <b>APRIL (3)</b><br>4/14 – Walter Pennington (24)<br>4/14 – Jake Means (26)<br>4/25 – Ryan Grotjohn (27) | <b>MAY (5)</b><br>5/6 – Tucker Bradley (24)<br>5/7 – Derrick Lewis (46)<br>5/14 – Alec Marsh (24)<br>5/14 – Christian Colón (33)<br>5/21 – Chris Widger (51) | <b>JUNE (2)</b><br>6/2 – Asa Lacy (23)<br>6/10 – Stephen Woods Jr. (27) | <b>JULY (4)</b><br>7/11 – Zack Phillips (24)<br>7/12 – Logan Porter (27)<br>7/17 – CJ Alexander (26)<br>7/20 – Christian Chamberlain (23) | <b>AUGUST (2)</b><br>8/20 – Noah Murdock (24)<br>8/20 – Nathan Webb (25) | <b>SEPTEMBER (6)</b><br>9/1 – Anthony Veneziano (25)<br>9/3 – Jonah Dipoto (26)<br>9/4 – Seuly Matias (24)<br>9/23 – Yefri Del Rosario (23)<br>9/25 – Nick Loftin (24) |
|--|--|---|---|--|--|



## 2022 BREAKING ROSTER

**Pitchers (16):** LHP Dante Biasi, LHP Holden Capps, RHP Christian Cosby, RHP Yefri Del Rosario, RHP Jonah Dipoto, RHP Zach Haake, LHP Asa Lacy, RHP Alec Marsh, LHP Drew Parrish, LHP Zack Phillips, RHP Andrés Sotillet, LHP Anthony Veneziano, RHP Nathan Webb, RHP Zach Willeman, RHP Stephen Woods Jr. and LHP Ángel Zerpa

**Catchers (3):** Tyler Cropley, Sebastian Rivero, Logan Porter

**Infielders (7):** Nate Eaton, Maikel Garcia, Robbie Glendinning, Ryan Grotjohn, Michael Massey, Jake Means, Gavin Stupienski

**Outfielders (4):** Tucker Bradley, Nick Loftin, Seuly Matias, John Rave

### 1st HALF

- 4/4 Kansas City Royals announce Breaking Roster
- 4/8 LHP **Holden Capps** placed on the development list  
INF **Gavin Stupienski** placed on the development list
- 4/12 RHP **Nate Webb** placed on the 7-day injured list
- 4/15 LHP **Holden Capps** activated from the development list
- 4/19 C **Tyler Cropley** placed on the 7-day injured list  
RHP **Christian Cosby** placed on the 7-day injured list  
INF **Gavin Stupienski** activated from the development list
- 4/21 LHP **Walter Pennington** transferred to NW Arkansas (AA) from Quad Cities (A+)
- 4/23 RHP **Zach Haake** placed on the 7-day injured list  
RHP **Patrick Halligan** transferred to NW Arkansas (AA) from Columbia (A)
- 4/26 RHP **Patrick Halligan** transferred to Quad Cities (A+) from NW Arkansas (AA)
- 4/28 RHP **Andrés Sotillet** transferred to Omaha (AAA) from NW Arkansas (AA)
- 5/3 INF **Ryan Grotjohn** placed on the Development List  
INF **Brhet Bewley** activated from the Quad Cities Injured List and transferred to NW Arkansas (AA)  
LHP **Patrick Smith** transferred to NW Arkansas (AA) from Quad Cities (A+)  
LHP **Marcelo Martinez** transferred to NW Arkansas (AA) from Omaha (AAA)
- 5/8 C **Sebastian Rivero** recalled by Kansas City (MLB) from NW Arkansas (AA)
- 5/9 C **Sebastian Rivero** optioned to NW Arkansas (AA)  
C **Sebastian Rivero** recalled by Kansas City (MLB) from NW Arkansas (AA)
- 5/10 LHP **Asa Lacy** placed on the 7-day injured list  
INF **Ryan Grotjohn** activated from the Development List
- 5/13 C **Sebastian Rivero** optioned to NW Arkansas (AA)
- 5/14 LHP **Patrick Smith** placed on the Development List  
RHP **Will Klein** activated from the 7-day injured list
- 5/17 C **Sebastian Rivero** recalled by Kansas City (MLB) from NW Arkansas (AA)
- 5/21 LHP **Marcelo Martinez** transferred to Omaha (AAA) from NW Arkansas (AA)
- 5/24 LHP **Patrick Smith** transferred to Quad Cities (A+) from NW Arkansas (AA)  
RHP **Andrés Sotillet** transferred to NW Arkansas (AA) from Omaha (AAA)
- 5/26 OF **John Rave** transferred to Omaha (AAA) from NW Arkansas (AA)  
INF **Nate Eaton** transferred to Omaha (AAA) from NW Arkansas (AA)
- 5/28 C **Sebastian Rivero** optioned to NW Arkansas (AA)
- 5/31 RHP **Christian Cosby** activated from the 7-day injured list  
LHP **Christian Chamberlain** transferred to NW Arkansas (AA) from Quad Cities (A+)  
RHP **Zach Willeman** transferred to Omaha (AAA) from NW Arkansas (AA)
- 6/1 OF **Parker Bates** transferred to NW Arkansas (AA) from Quad Cities (A+)  
RHP **Andrés Sotillet** transferred to Omaha (AAA) from NW Arkansas (AA)
- 6/3 LHP **Drew Parrish** transferred to Omaha (AAA) from NW Arkansas (AA)  
RHP **Noah Murdock** transferred to NW Arkansas (AA) from Quad Cities (A+)
- 6/4 OF **John Rave** transferred to NW Arkansas (AA) from Omaha (AAA)
- 6/7 OF **Parker Bates** transferred to Quad Cities (A+) from NW Arkansas (AA)
- 6/10 RHP **Andrés Sotillet** transferred to NW Arkansas (AA) from Omaha (AAA)  
LHP **Ángel Zerpa** recalled by Kansas City (MLB) from NW Arkansas (AA)
- 6/12 LHP **Ángel Zerpa** optioned to NW Arkansas (AA)  
OF **Seuly Matias** placed on the 7-day injured list
- 6/14 INF **Michael Massey** transferred to Omaha (AAA) from NW Arkansas (AA)  
OF **Tyler Gentry** transferred to NW Arkansas (AA) from Quad Cities (A+)  
C **Tyler Cropley** activated from the 7-day injured list  
LHP **Gabe Speier** transferred to NW Arkansas (AA) on Major League Rehab  
RHP **Matt Peacock** transferred to NW Arkansas (AA) on Major League Rehab
- 6/17 LHP **Gabe Speier** returned from Rehab Assignment to Kansas City (MLB) from NW Arkansas (AA)  
RHP **Matt Peacock** returned from Rehab Assignment to Kansas City (MLB) from NW Arkansas (AA)
- 6/19 OF **Seuly Matias** activated from the on the 7-day injured list  
C **Gavin Stupienski** placed on the Development List  
LHP **Jake Brentz** transferred to NW Arkansas (AA) on Major League Rehab
- 6/23 RHP **Christian Cosby** transferred to Quad Cities (A+) from NW Arkansas (AA)  
LHP **Marcelo Martinez** transferred to NW Arkansas (AA) from Omaha (AAA)
- 6/24 LHP **Jake Brentz** returned to Kansas City (MLB) from his rehab assignment.
- 6/25 LHP **Marcelo Martinez** transferred to Omaha (AAA) from NW Arkansas (AA)

### 2nd HALF

- 6/27 LHP **Holden Capps** released  
LHP **Eric Skoglund** reinstated from AAA rehab assignment and transferred to NW Arkansas (AA)
- 6/30 RHP **Nate Webb** returned from rehab assignment and activated off the 7-day injured list
- 7/9 RHP **Yefri Del Rosario** placed on the Development List  
RHP **Zach Haake** returned from rehab assignment and activated off the 7-day injured list
- 7/11 LHP **Ángel Zerpa** recalled by Kansas City (MLB) from NW Arkansas (AA)  
RHP **Andrew Hoffmann** acquired in trade from Atlanta and assigned to NW Arkansas (AA)  
INF **CJ Alexander** acquired in trade from Atlanta and assigned to NW Arkansas (AA)
- 7/12 LHP **Ángel Zerpa** optioned to NW Arkansas (AA)  
RHP **Stephen Woods Jr.** transferred to Omaha (AAA) from NW Arkansas (AA)  
OF **John Rave** transferred to Omaha (AAA) from NW Arkansas (AA)  
INF **Morgan McCullough** transferred to NW Arkansas (AA) from Quad Cities (A+)  
LHP **Zack Phillips** placed on the Development List  
INF **Ryan Grotjohn** placed on the Development List  
C/INF **Gavin Stupienski** activated from the Development List
- 7/14 INF **Maikel Garcia** recalled by Kansas City (MLB) from NW Arkansas (AA) as substitute player  
C **Sebastian Rivero** recalled by Kansas City (MLB) from NW Arkansas (AA) as substitute player  
LHP **Ángel Zerpa** recalled by Kansas City (MLB) from NW Arkansas (AA) as substitute player  
LHP **Asa Lacy** returned from rehab assignment and activated off the 7-day injured list  
LHP **Emilio Márquez** transferred to NW Arkansas (AA) from Quad Cities (A+)
- 7/15 LHP **Ángel Zerpa** returned to NW Arkansas (AA)
- 7/18 LHP **Ángel Zerpa** optioned and transferred to Omaha (AAA) from NW Arkansas (AA)  
LHP **Eric Skoglund** transferred to Omaha (AAA) from NW Arkansas (AA)  
OF **John Rave** transferred to NW Arkansas (AA) from Omaha (AAA)  
RHP **Stephen Woods Jr.** transferred to NW Arkansas (AA) from Omaha (AAA)  
INF **Maikel Garcia** optioned to NW Arkansas (AA) from Kansas City (MLB)  
C **Sebastian Rivero** optioned to NW Arkansas (AA) from Kansas City (MLB)  
C/INF **Gavin Stupienski** placed on the Development List  
LHP **Emilio Márquez** transferred to Quad Cities (A+) from NW Arkansas (AA)  
INF **Morgan McCullough** transferred to Quad Cities (A+) from NW Arkansas (AA)



## #36 CHRIS WIDGER • MANAGER

- Chris Widger will manage the Naturals after guiding the River Bandits to a High-A Central championship in their first season as a Kansas City affiliate in 2021. In doing so, he was named the Minor League Manager of the Year by *Baseball America* following the 2021 season.
- 2022 marks Widger's seventh year in the Royals' organization, as he was slated to manage Advanced-A Wilmington in 2020 and led Burlington to the Appalachian League Championship Series in his first season as Manager in 2019. Prior to that, he was Wilmington's Bench Coach from 2016-18.
- Before joining the Royals organization, he managed the Independent League Camden Riversharks in 2015 and was their Pitching Coach from 2012-14.
- A third-round pick by Seattle in the 1992 Draft, Widger played in parts of 10 seasons in the Majors with the Mariners (1995-96, 2000), Expos (1997-2000), Yankees (2002), Cardinals (2003), White Sox (2005-06) and Orioles (2006), winning a World Series with Chicago in 2005.
- Widger and his wife, Whitney, reside in Pennsville, N.J., with their children: C.J., Ashlynn and Skylar.



## #43 DERRICK LEWIS • PITCHING COACH

- Derrick Lewis is in his third season with the Royals' organization and second as pitching coach at Northwest Arkansas.
- He spent the previous 16 seasons in the Atlanta Braves' organization, the first 14 as a Minor League pitching coach and the last two as the Pitching Coordinator.
- Pitching coach timeline: 2004-07: GCL Braves (Gulf Coast League, RK)... 2008-10: Danville Braves (Appalachian League, RK)... 2011-13: Rome Braves (South Atlantic League, A)... 2014: Lynchburg Hillcats (Carolina League, A+)... 2015-2016: Carolina Mudcats (Carolina League, A+)... 2017: Mississippi Braves (Southern League, AA)
- He played seven seasons in the Braves' organization from 1997-2003, after being selected in the 20th round of the 1997 draft.
- Lewis and his wife, Roslyn, reside in Charlotte, North Carolina, with their daughter, Skye and Son, Lake.



## #6 ABRAHAM NÚÑEZ • HITTING COACH

- Abraham Núñez enters his fourth season as Northwest Arkansas' hitting coach after serving in the same capacity with High-A Wilmington (2015-2018), Class-A Lexington (2014), Rookie Advanced Burlington (2013) and the Dominican Royals (2012).
- Núñez played for parts of 12 seasons in the Majors with the Pirates (1997-2004), Cardinals (2005), Phillies (2006-2007) and Mets (2008). A switch-hitter, he owns a career average of .242 as a utility infielder in the big leagues, primarily playing third base, but could play all four infield positions.
- His best season came in 2005 when he batted .285 in 139 games for the National League Champion St. Louis Cardinals.
- Lifetime .346 (9-for-28) hitter in the postseason, including the 2005 National League Championship Series with St. Louis when he hit .385, though did not play in the World Series.
- Born in Santo Domingo, Dominican Republic, he now resides in Hudson, Massachusetts.



## #24 CHRISTIAN COLÓN • ASSISTANT HITTING COACH

- Christian Colón returns to the organization as the Naturals Assistant Hitting Coach in 2022, following a 12-year professional career.
- He was the Royals first-round pick in the 2010 MLB Draft, scored the winning run in the 2014 AL Wild Card game and had the game-winning hit in the title-clinching Game 5 of the 2015 World Series.
- After being drafted in 2010, Colón ascended to Northwest Arkansas by 2011 and between 2011, 2012 and 2014, played 202 games for the Naturals ... in 2011, Colón led the Texas League in sacrifices (21), while leading the team in at-bats (491) and hits (126). His 21 sacrifices that season are the most a Naturals player has ever recorded in a single season, while 28 overall are tied for the club record.
- During his playing career, he made stops in Miami (2017) and Cincinnati (2019-20) ... spent 2021 with the Rich Baseball-owned Buffalo Bisons (Triple-A, Toronto) before announcing his retirement.
- He also played in parts of four seasons in the Puerto Rican Winter League.
- Christian lives in Cave Springs, Ark. (15 minutes North of Arvest Ballpark) with his wife, Kayla, and three daughters, Marley, Mia and Lucy.



## #23 MIKE JIRSCHOLE • BENCH COACH

- Mike Jirschele enters his first season as the Bench Coach for Northwest Arkansas after spending last season in the same role for Manager Chris Widger in Quad Cities.
- He served as a Special Assistant to the General Manager in 2020 and was on the Royals coaching staff as the Third Base Coach from 2014-19 and won the World Series in 2015.
- Jirschele previously managed the Triple-A Omaha franchise for 11 seasons (2003-13), leading the team to four division titles, three-straight trips to the Pacific Coast League championship round (2011-13), two PCL titles (2011, 2013) and a Triple-A Championship in 2013.
- He earned the 2011 Mike Coolbaugh Award for outstanding baseball work ethic, knowledge of the game and skill in mentoring young players on the field.
- Prior to his 11-year stint with Omaha, he served as the Royals Minor League Infield Coordinator for four years (1998-2002), while he held managerial positions with Omaha (1995-97), Wilmington (1994), Rockford (1993) and the Gulf Coast Royals (1992).
- Jirschele was originally selected by the Texas Rangers in the fifth round of the 1977 MLB Draft and played in 999 minor league games over 13-plus seasons in the Rangers and Royals systems.



## DANNY ACCOLA • CERTIFIED ATHLETIC TRAINER

- Danny Accola is entering his seventh season with the Royals organization and first as the certified athletic trainer with the Naturals, after serving in the same role with the Quad Cities in 2021.
- He was slated to serve in that role with Wilmington in 2020 and previously filled those roles with Lexington in 2019, Burlington from 2017-18 and with Surprise in 2016.
- Accola graduated from the University of Central Missouri in 2014 and previously held an athletic training internship with the Denver Broncos in 2013.



## C.J. MIKKELSEN • STRENGTH & CONDITIONING COACH

- C.J. Mikkelsen will serve as the Northwest Arkansas Strength & Conditioning Coach for the second consecutive season, after being slated to fill that same role at Idaho Falls in 2020.
- He graduated in December 2019 with a master's degree in sports physiology from Texas A&M University, where he also worked as a Sports Performance Graduate Intern.
- Mikkelsen earned his bachelor's degree in exercise and wellness from Arizona State University in 2016. He resides in Desert Hills, Arizona.



**DREW EPPERSON**  
VIDEO COORDINATOR



**MITCH MEYER**  
VIDEO COORDINATOR


**Andrew Hoffmann - Pitching - Stat Splits - 2022 - Regular Season (Double-A Only)**

| Split                     | Team | W | L | ERA   | G | GS | CG | SHO | SV | IP  | H | R | ER | HR | HB | BB | IBB | SO | WHIP | AVG  | AB | WP | BK | GIDP | TBF | NP-S    |
|---------------------------|------|---|---|-------|---|----|----|-----|----|-----|---|---|----|----|----|----|-----|----|------|------|----|----|----|------|-----|---------|
| Away Games                | NWA  | 0 | 1 | 10.38 | 1 | 1  | 0  | 0   | 0  | 4.1 | 8 | 5 | 5  | 2  | 1  | 0  | 0   | 3  | 1.85 | .400 | 20 | 0  | 0  | 0    | 22  | 87 - 60 |
| Night Games               | NWA  | 0 | 1 | 10.38 | 1 | 1  | 0  | 0   | 0  | 4.1 | 8 | 5 | 5  | 2  | 1  | 0  | 0   | 3  | 1.85 | .400 | 20 | 0  | 0  | 0    | 22  | 87 - 60 |
| On Grass                  | NWA  | 0 | 1 | 10.38 | 1 | 1  | 0  | 0   | 0  | 4.1 | 8 | 5 | 5  | 2  | 1  | 0  | 0   | 3  | 1.85 | .400 | 20 | 0  | 0  | 0    | 22  | 87 - 60 |
| July                      | NWA  | 0 | 1 | 10.38 | 1 | 1  | 0  | 0   | 0  | 4.1 | 8 | 5 | 5  | 2  | 1  | 0  | 0   | 3  | 1.85 | .400 | 20 | 0  | 0  | 0    | 22  | 87 - 60 |
| On Wednesdays             | NWA  | 0 | 1 | 10.38 | 1 | 1  | 0  | 0   | 0  | 4.1 | 8 | 5 | 5  | 2  | 1  | 0  | 0   | 3  | 1.85 | .400 | 20 | 0  | 0  | 0    | 22  | 87 - 60 |
| In games following a loss | NWA  | 0 | 1 | 10.38 | 1 | 1  | 0  | 0   | 0  | 4.1 | 8 | 5 | 5  | 2  | 1  | 0  | 0   | 3  | 1.85 | .400 | 20 | 0  | 0  | 0    | 22  | 87 - 60 |
| Starter                   | NWA  | 0 | 1 | 10.38 | 1 | 1  | 0  | 0   | 0  | 4.1 | 8 | 5 | 5  | 2  | 1  | 0  | 0   | 3  | 1.85 | .400 | 20 | 0  | 0  | 0    | 22  | 87 - 60 |

**Andrew Hoffmann - Opposing Hitting - Stat Splits - 2022 - Regular Season (Double-A Only)**

| Split                | Team | AVG   | G | AB | R | H | 2B | 3B | HR | RBI | BB | IBB | SO | SB | CS | OBP   | SLG   | OPS   | HBP | SAC | SF | GIDP |
|----------------------|------|-------|---|----|---|---|----|----|----|-----|----|-----|----|----|----|-------|-------|-------|-----|-----|----|------|
| vs Left              | NWA  | .444  | 1 | 9  | 4 | 1 | 0  | 1  | 3  | 0   | 0  | 2   |    |    |    | .400  | .889  | 1.289 | 0   | 0   | 1  | 0    |
| vs Right             | NWA  | .364  | 1 | 11 | 4 | 0 | 1  | 1  | 2  | 0   | 0  | 1   |    |    |    | .417  | .818  | 1.235 | 1   | 0   | 0  | 0    |
| Team is ahead        | NWA  | .600  | 1 | 5  | 3 | 1 | 0  | 1  | 3  | 0   | 0  | 0   |    |    |    | .571  | 1.400 | 1.971 | 1   | 0   | 1  | 0    |
| Team is behind       | NWA  | .600  | 1 | 5  | 3 | 0 | 0  | 1  | 1  | 0   | 0  | 0   |    |    |    | .600  | 1.200 | 1.800 | 0   | 0   | 0  | 0    |
| Score is tied        | NWA  | .200  | 1 | 10 | 2 | 0 | 1  | 0  | 1  | 0   | 0  | 3   |    |    |    | .200  | .400  | .600  | 0   | 0   | 0  | 0    |
| Batting First        | NWA  | .333  | 1 | 3  | 1 | 1 | 0  | 0  | 0  | 0   | 0  | 1   |    |    |    | .333  | .667  | 1.000 | 0   | 0   | 0  | 0    |
| Batting Second       | NWA  | .333  | 1 | 3  | 1 | 0 | 0  | 1  | 1  | 0   | 0  | 0   |    |    |    | .333  | 1.333 | 1.666 | 0   | 0   | 0  | 0    |
| Batting Third        | NWA  | .667  | 1 | 3  | 2 | 0 | 0  | 1  | 2  | 0   | 0  | 1   |    |    |    | .667  | 1.667 | 2.334 | 0   | 0   | 0  | 0    |
| Batting Fourth       | NWA  | .333  | 1 | 3  | 1 | 0 | 0  | 0  | 0  | 0   | 0  | 0   |    |    |    | .333  | .333  | .666  | 0   | 0   | 0  | 0    |
| Batting Fifth        | NWA  | .000  | 1 | 1  | 0 | 0 | 0  | 0  | 0  | 0   | 0  | 1   |    |    |    | .500  | .000  | .500  | 1   | 0   | 0  | 0    |
| Batting Sixth        | NWA  | .500  | 1 | 2  | 1 | 0 | 0  | 0  | 0  | 0   | 0  | 0   |    |    |    | .500  | .500  | 1.000 | 0   | 0   | 0  | 0    |
| Batting Seventh      | NWA  | .000  | 1 | 1  | 0 | 0 | 0  | 0  | 1  | 0   | 0  | 0   |    |    |    | .000  | .000  | .000  | 0   | 0   | 1  | 0    |
| Batting Eighth       | NWA  | 1.000 | 1 | 2  | 2 | 0 | 1  | 0  | 1  | 0   | 0  | 0   |    |    |    | 1.000 | 2.000 | 3.000 | 0   | 0   | 0  | 0    |
| Batting Ninth        | NWA  | .000  | 1 | 2  | 0 | 0 | 0  | 0  | 0  | 0   | 0  | 0   |    |    |    | .000  | .000  | .000  | 0   | 0   | 0  | 0    |
| Leading Off          | NWA  | .200  | 1 | 5  | 1 | 1 | 0  | 0  | 0  | 0   | 0  | 1   |    |    |    | .200  | .400  | .600  | 0   | 0   | 0  | 0    |
| First Inning         | NWA  | .400  | 1 | 5  | 2 | 1 | 0  | 1  | 2  | 0   | 0  | 1   | 0  | 0  | 0  | .400  | 1.200 | 1.600 | 0   | 0   | 0  | 0    |
| Second Inning        | NWA  | .250  | 1 | 4  | 0 | 1 | 0  | 1  | 0  | 0   | 0  | 0   | 0  | 0  | 0  | .250  | .750  | 1.000 | 0   | 0   | 0  | 0    |
| Third Inning         | NWA  | .000  | 1 | 3  | 0 | 0 | 0  | 0  | 0  | 0   | 0  | 2   | 0  | 0  | 0  | .000  | .000  | .000  | 0   | 0   | 0  | 0    |
| Fourth Inning        | NWA  | .500  | 1 | 4  | 2 | 2 | 0  | 0  | 2  | 0   | 0  | 0   | 1  | 0  | 0  | .500  | .500  | 1.000 | 1   | 0   | 1  | 0    |
| Fifth Inning         | NWA  | .750  | 1 | 4  | 1 | 3 | 0  | 0  | 1  | 1   | 0  | 0   | 0  | 0  | 0  | .750  | 1.500 | 2.250 | 0   | 0   | 0  | 0    |
| Bases Empty          | NWA  | .308  | 1 | 13 | 4 | 1 | 1  | 1  | 1  | 1   | 0  | 3   |    |    |    | .357  | .769  | 1.126 | 1   | 0   | 0  | 0    |
| Runner at 1st        | NWA  | .667  | 1 | 3  | 2 | 0 | 0  | 0  | 0  | 0   | 0  | 0   |    |    |    | .667  | .667  | 1.334 | 0   | 0   | 0  | 0    |
| Runner at 2nd        | NWA  | .500  | 1 | 2  | 1 | 0 | 0  | 0  | 1  | 0   | 0  | 0   |    |    |    | .500  | .500  | 1.000 | 0   | 0   | 0  | 0    |
| Runner at 3rd        | NWA  | .500  | 1 | 2  | 1 | 0 | 0  | 1  | 2  | 0   | 0  | 0   |    |    |    | .500  | 2.000 | 2.500 | 0   | 0   | 0  | 0    |
| Runners at 1st & 3rd | NWA  | .000  | 1 | 0  | 0 | 0 | 0  | 0  | 1  | 0   | 0  | 0   |    |    |    | .000  | .000  | .000  | 0   | 0   | 1  | 0    |
| Runners On           | NWA  | .571  | 1 | 7  | 4 | 0 | 0  | 1  | 4  | 0   | 0  | 0   |    |    |    | .500  | 1.000 | 1.500 | 0   | 0   | 1  | 0    |
| Scoring Position     | NWA  | .500  | 1 | 4  | 2 | 0 | 0  | 1  | 4  | 0   | 0  | 0   |    |    |    | .400  | 1.250 | 1.650 | 0   | 0   | 1  | 0    |
| No Outs              | NWA  | .167  | 1 | 6  | 1 | 1 | 0  | 0  | 0  | 0   | 0  | 1   |    |    |    | .167  | .333  | .500  | 0   | 0   | 0  | 0    |
| One Out              | NWA  | .625  | 1 | 8  | 5 | 0 | 0  | 2  | 4  | 0   | 0  | 0   |    |    |    | .600  | 1.375 | 1.975 | 1   | 0   | 1  | 0    |
| Two Outs             | NWA  | .333  | 1 | 6  | 2 | 0 | 1  | 0  | 1  | 0   | 0  | 2   |    |    |    | .333  | .667  | 1.000 | 0   | 0   | 0  | 0    |
| Ahead in Count       | NWA  | .250  | 1 | 8  | 2 | 0 | 0  | 1  | 2  | 0   | 0  | 2   |    |    |    | .333  | .625  | .958  | 1   | 0   | 0  | 0    |
| Behind in Count      | NWA  | .600  | 1 | 5  | 3 | 1 | 0  | 0  | 1  | 0   | 0  | 1   |    |    |    | .500  | .800  | 1.300 | 0   | 0   | 1  | 0    |
| 0-0 Count            | NWA  | .000  | 1 | 2  | 0 | 0 | 0  | 0  | 0  | 0   | 0  | 0   |    |    |    | .000  | .000  | .000  | 0   | 0   | 0  | 0    |
| 0-1 Count            | NWA  | .000  | 1 | 1  | 0 | 0 | 0  | 0  | 0  | 0   | 0  | 0   |    |    |    | .000  | .000  | .000  | 0   | 0   | 0  | 0    |
| 0-2 Count            | NWA  | .250  | 1 | 4  | 1 | 0 | 0  | 1  | 1  | 0   | 0  | 0   |    |    |    | .400  | 1.000 | 1.400 | 1   | 0   | 0  | 0    |
| 1-0 Count            | NWA  | .000  | 0 | 0  | 0 | 0 | 0  | 0  | 0  | 0   | 0  | 0   |    |    |    | .000  | .000  | .000  | 0   | 0   | 0  | 0    |
| 1-1 Count            | NWA  | .667  | 1 | 3  | 2 | 0 | 1  | 0  | 0  | 0   | 0  | 0   |    |    |    | .667  | 1.333 | 2.000 | 0   | 0   | 0  | 0    |
| 1-2 Count            | NWA  | .333  | 1 | 3  | 1 | 0 | 0  | 0  | 1  | 0   | 0  | 2   |    |    |    | .333  | .333  | .666  | 0   | 0   | 0  | 0    |
| 2-0 Count            | NWA  | .000  | 0 | 0  | 0 | 0 | 0  | 0  | 0  | 0   | 0  | 0   |    |    |    | .000  | .000  | .000  | 0   | 0   | 0  | 0    |
| 2-1 Count            | NWA  | 1.000 | 1 | 1  | 1 | 0 | 0  | 0  | 1  | 0   | 0  | 0   |    |    |    | .500  | 1.000 | 1.500 | 0   | 0   | 1  | 0    |
| 2-2 Count            | NWA  | .500  | 1 | 2  | 1 | 0 | 0  | 1  | 2  | 0   | 0  | 0   |    |    |    | .500  | 2.000 | 2.500 | 0   | 0   | 0  | 0    |
| 3-1 Count            | NWA  | 1.000 | 1 | 1  | 1 | 0 | 0  | 0  | 0  | 0   | 0  | 0   |    |    |    | 1.000 | 1.000 | 2.000 | 0   | 0   | 0  | 0    |
| 3-2 Count            | NWA  | .333  | 1 | 3  | 1 | 1 | 0  | 0  | 0  | 0   | 0  | 1   |    |    |    | .333  | .667  | 1.000 | 0   | 0   | 0  | 0    |
| Pitcher              | NWA  | .400  | 1 | 20 | 8 | 1 | 1  | 1  | 2  | 5   | 0  | 0   | 3  |    |    | .409  | .850  | 1.259 | 1   | 0   | 1  | 0    |





PLAYER

QUICK NOTES

CAREER HIGHS

18 ALEC MARSH
RHP • R/R • 6'3" • 220 lbs • 5/14/1998 (24)
2019 MLB Draft - Round 2, 70th Overall (Arizona State)
Born: Waukesha, Wis. • Resides: Milwaukee, Wis.

Ranked by MLB Pipeline as the No. 10 Royals prospect ... Ranked by Baseball America as the No. 11 Royals prospect
2022: Struck out 8 or more in five straight starts, including 10 strikeouts in back-to-back starts May 19 @ ARK and May 24 @ MID ... 2nd in Texas League with 105 strikeouts ... Royals representative at the 2022 All-Star Futures Game, only member of either team that did not appear in the game.
2021: Broke camp with NW Arkansas (AA) and made six starts for the Naturals, before missing the rest of the year with an injury ... went 1-3 with a 4.97 ERA (14 ER in 25.1 IP) with 42 strikeouts (14.92 K/9) ... over his first 8 1/2 Double-A innings: 8.1 hits and scoreless innings, named first ever Double-A Central Pitcher of the Week.

IP 6.1 5/31/22 vs. Corpus Christi
K 11 5/14/21 vs. Tulsa
BB 6 7/10/22 vs. Tulsa
H 10 6/11/22 @ Tulsa
R 8 6/11/22 @ Tulsa

21 ASA LACY
LHP • L/R • 6'4" • 215 lbs • 6/2/1999 (23)
2020 MLB Draft - Round 1, 4th Overall (Texas A&M)
Born: Bryan, Texas • Resides: Kerrville, Texas

Ranked by MLB Pipeline as the No. 3 Royals prospect and the No. 9 LHP prospect ... Ranked by Baseball America as the No. 3 Royals prospect, the No. 9 LHP prospect ... listed as having the "Best Slider" among KC's prospects in the 2021 AND 2022 Best Tools survey from Baseball America.
2022: Made 2 starts for NWA in April (4/12 & 4/17 vs. WCH) and struck out 13 in 9.2 IP, before being placed on the injured list 5/10 ... made four rehab starts with the ACL Royals between 6/14 and 6/30 and struck out 10 in 8.0 innings, activated from the IL on 7/14 ... walked 5 in 0.2 IP on 7/15 @ CC.
2021: Spent his first professional season with Quad Cities (A+) and made 14 starts with the River Bandits, going 2-5 with a 5.19 ERA (30 ER in 52.0 IP) and 79 strikeouts, before being placed on the Injured List on 7/27 and missed the rest of the season.

NP 98 (2x) Last: 6/11/22 @ Tulsa
IP 6.0 7/3/21 vs. Cedar Rapids
K 9 (3) Last: 7/3/21 vs. Cedar Rapids
BB 6 5/12/21 vs. Cedar Rapids
H 6 6/22/21 @ Beloit
R 5 (2x) Last: 7/15/22 @ Corpus Christi

22 STEPHEN WOODS JR.
RHP • R/R • 6'1" • 200 lbs • 6/10/1995 (27)
Traded from Tampa Bay - 7/21/2020
Born: New Hyde Park, N.Y. • Resides: Huntington Station, N.Y.

2022: 9 of 23 outings this year have been scoreless, including 7 of his last 10 outings and all three in July.
2021: Spent the entire season with NW Arkansas (AA), beginning the season as a starting pitcher and finishing the year as a reliever ... in 22 games (7 starts, 15 relief appearances), went 5-7 with a 7.42 ERA (39 ER in 47.1 IP), while walking 45 and striking out 48.
2018-19: Missed 2018 due to injury, went 9-3 in 2019 ... selected by Kansas City with the fourth overall pick in the Rule 5 Draft (12/12/2019).
2016-17: Played two seasons in the Giants organization, reaching Class-A, traded to Tampa Bay December 20 in the 3B Evan Longoria deal.

NP 84 4/7/22 vs. Wichita
IP 7.0 (2x) Last: 6/18/17 vs. Asheville
K 10 5/21/17 @ Charleston
BB 5 (6x) Last: 6/30/21 @ Springfield
H 10 6/18/21 @ San Antonio
R 7 6/18/21 @ San Antonio

27 WALTER PENNINGTON
LHP • L/L • 6'2" • 205 lbs • 4/14/1998 (24)
Signed 8/19/2020 as an Undrafted League Free Agent
Born: Englewood, Colorado • Resides: Broomfield, Colorado

2022: Assigned to NWA on 4/21 ... Pitched 5.2 scoreless innings with nine strikeouts for Quad Cities (A+) across three relief outings ... earned decisions in five of first six outings with Naturals, three wins, one loss and one save ... 8 of 21 NWA outings have been scoreless ... made first pro start 6/22 vs. SPR.
2021: Pitched 22 games for Columbia (A) ... went 3-3 with a team-leading four saves and a 3.18 ERA (14 ER in 39.2 IP) and 37 strikeouts ... placed on the 7-day injured list on 8/14 ... assigned to the ACL Royals Blue (R) on 9/7 for rehab and finished his season with two games there.
2021: Graduated from the Colorado School of Mines with a mechanical engineering degree, threw 224.2 innings, but also hit .288 with a 1.142 OPS as an outfielder.

NP 58 6/22/22 vs. Springfield
IP 6.0 7/8/22 vs. Tulsa
K 7 5/20/22 @ Dayton
BB 5 (2x) Last: 6/12/22 @ Tulsa
H 8 (3x) Last: 7/16/22 @ Corpus Christi
R 5 (4x) Last: 6/5/22 @ Corpus Christi

29 NOAH MURDOCK
RHP • R/R • 6'8" • 205 lbs • 8/20/1998 (23)
2019 MLB Draft - Round 7 (University of Virginia)
Born: Richmond, VA. • Resides: Colonial Heights, VA

Ranked by MLB Pipeline as the No. 21 Royals prospect ... Ranked by Baseball America as the No. 25 Royals prospect
2022: Assigned to NWA 6/3 after making 10 starts for Quad Cities (A+), went 0-1 with a 5.36 ERA (24 in 40.1 IP) with 39 strikeouts ... struck out six across 5.0 innings in Double-A debut 6/7 @ TUL, 3 of 4 runs that scored came on home runs.
2021: Pitched seven games (six starts) with Quad Cities (A+) beginning in June and threw 22.2 IP and 19 strikeouts while holding opponents to a .181 batting average without allowing a home run before a season-ending injury ... in his last four starts, gave up just two earned runs in 15.0 innings.

NP 92 7/1/22 @ Amarillo
IP 7.0 6/9/22 @ Tulsa
K 10 (2x) Last: 6/23/22 vs. Corpus Christi
BB 5 4/9/22 @ Springfield
H 12 7/29/19 vs. Missoula
R 9 7/29/19 vs. Missoula

32 ANTHONY VENEZIANO
LHP • L/L • 6'6" • 200 lbs • 9/1/1997 (24)
2019 MLB Draft - Round 10 (Coastal Carolina)
Born/Resides: Hackettstown, New Jersey

Ranked by MLB Pipeline as the No. 15 Royals prospect ... Ranked by Baseball America as the No. 22 Royals prospect
2022: 16 of 17 outings have been starts ... pitched 5.0 scoreless on 5/8 @ SPR ... did not issue walk for first time on 5/14 vs. WCH, in 4.2 IP of relief ... pitched past 6.0 innings for first time in his career 6/9 @ TUL, with 7-inning CG shutout ... tied for team lead with four quality starts.
2021: Named Quad Cities (A+) Pitcher of the Year ... across 22 starts, went 6-4 with a 3.75 ERA (39 ER in 93.2 IP), while striking out an organization-best 127 and walking just 37 ... named the High-A Central Pitcher of the Year and All-Star left-handed starting pitcher.

NP 93 6/14/22 vs. Arkansas
IP 3.0 (5x) Last: 8/12/21 vs. Beloit
K 6 (5x) Last: 8/12/21 vs. Beloit
BB 5 (2x) Last: 6/22/22 vs. Corpus Christi
H 5 5/21/22 @ Arkansas
R 6 7/12/22 @ Corpus Christi

33 WILL KLEIN
RHP • R/R • 6'5" • 230 lbs • 11/28/1999 (22)
2020 MLB Draft - Round 5 (Eastern Illinois)
Born: Maryville, Tennessee • Resides: Bloomington, Indiana

Ranked by MLB Pipeline as the No. 17 Royals prospect ... Ranked by Baseball America as the No. 21 Royals prospect
2022: Started the season on Injured List with shin splints, assigned to NWA on 5/14 ... began the season with three short starts, moved to bullpen 6/2 ... first scoreless outing on 6/7 @ TUL, struck out five in 7th inning, added 4th strikeout in 8th inning ... 5 of 14 relief appearances have been scoreless.
2021: Named a MiLB.com Organization All-Star and MLB Pipeline's Royals Pitching Prospect of the Year ... pitched in 36 games out of the bullpen for Quad Cities, went 7-1 with four saves and a 3.58 ERA, with 121 strikeouts in 70.1 IP ... among minor league pitchers who threw 70.0 innings, ranked 1st with 15.48 K/9 and 40.9% strikeout %.

NP 56 7/1/21 vs. Cedar Rapids
IP 7.0 (3x) Last: 6/16/22 @ Asheville
K 10 4/21/22 @ Bowling Green
BB 4 5/15/22 vs. Winston-Salem
H 8 (2x) Last: 7/13/22 @ Corpus Christi
R 5 7/13/22 @ Corpus Christi

34 ANDREW HOFFMANN
RHP • R/R • 6'5" • 205 lbs • 2/12/2000 (22)
Traded from Atlanta - 7/11/2022
Born: Joliet, Illinois • Resides: Plainfield, Illinois

Ranked by MLB Pipeline as the No. 26 Royals prospect ... Ranked by Baseball America as the No. 13 Royals prospect
2022: Began the season with the Rome Braves (A+) in the South Atlantic League ... made 15 starts in High-A and went 7-2 with a 2.36 ERA (21 ER in 80.0 IP), while striking out 90 and walking just 21 (4.29 K/BB) ... 13 of his 15 starts with Rome were at least 5.0 IP, including seven starts of 6.0 innings or more ... traded with 2 others players to Kansas City from Atlanta on 7/11, assigned to NW Arkansas.
2021: Drafted by Atlanta in the 12th round of the 2021 MLB Draft out of the University of Illinois ... made seven starts for Augusta (A) and went 2-2 with a 2.73 ERA (9 ER in 29.2 IP), while striking out 37 and walking eight (4.63 K/BB).

NP 94 6/23/22 vs. Hickory
IP 7.0 (2x) Last: 8/2/19 vs. Billings
K 10 (3x) Last: 8/2/19 vs. Billings
BB 5 6/24/18 @ Orem
H 10 8/20/17 @ Bluefield
R 11 8/20/17 @ Bluefield

35 NATHAN WEBB
RHP • R/R • 6'2" • 215 • 10/6/1995 (26)
2016 MLB Draft - Round 34 (Lee's Summit North HS)
Born: Kansas City, MO • Resides: Lee's Summit, MO

Ranked by MLB Pipeline as the No. 28 Royals prospect
2022: Opened the season on NWA roster, did not appear in a game ... placed on IL 4/12, activated 6/30 ... 4 rehab games with ACL Royals: 7 K in 4.2 IP.
2021: Began the season with Quad Cities (A+) and made 4-3 across 35 games with a 3.94 ERA (26 ER in 59.1 IP) and 89 strikeouts ... his five saves were tied for sixth in the system, while 37.7% K% ranked 3rd (min. 50 IP) ... added to Kansas City's 40-man roster on Nov. 19, 2021.
2021: Was on the Kansas City Royals grounds crew as a high schooler in 2014 and 2015, and was given a World Series ring.

NP 103 7/8/17 @ Danville
IP 5.0 (6x) Last: 7/17/22 @ Corpus Christi
K 9 6/28/22 @ Amarillo
BB 5 (2x) Last: 7/12/22 @ Corpus Christi
H 6 (2x) Last: 6/15/22 vs. Arkansas
R 5 (2x) Last: 5/30/21 @ Dayton

38 DANTE BIASI
LHP • L/L • 6'0" • 200 lbs • 12/22/1996 (25)
2019 MLB Draft - Round 6 (Penn State)
Born: Wilkes Barre, Penn. • Resides: Hazleton, Penn.

2022: First two games came in relief, piggybacking Asa Lacy ... made spot start on 4/23 @ FRI, threw 4.0 scoreless vs. Jack Leiter, then made two more starts before transitioning back to bullpen ... returned to rotation 6/2 vs. CC, threw 5.0 scoreless innings with just one hit.
2021: Spent the entire season with Quad Cities (A+) ... going 5-2 with two saves across 24 games (six starts) with a 3.77 ERA (30 ER in 71.2 IP) and 84 strikeouts ... first 16 appearances of the year all came in relief, six of his last eight were starts, including four straight to end the year.
2021: COLLEGE: Across 28 games (27 starts) at Penn State, went 6-12 with a 3.76 ERA (57 ER in 136.1 IP) while striking out 153 and walking just 69.

NP 101 7/17/22 @ Corpus Christi
IP 9.0 7/7/18 vs. Greensboro
K 10 7/7/18 vs. Greensboro
BB 4 9/2/18 vs. Potomac
H 11 (3x) Last: 6/21/18 vs. Charleston
R 9 6/21/18 vs. Charleston

39 ANDRES SOTILLET
RHP • R/R • 6'1" • 215 • 3/2/1997 (25)
Signed 7/4/2015 as an International Free Agent
Born: Cumana, Venezuela • Resides: Sucre, Venezuela

His 73 career games pitched for NW Arkansas are the most among active Naturals pitchers, 14th all-time in NWA history ... his current 11.0-IP scoreless streak is the longest active streak among Texas League pitchers ... 7 games is the Naturals' longest this year, 11.0 IP is the 2nd-longest for a Naturals relief pitcher.
2022: Began the season 5 games with NWA, assigned to Omaha (AAA) on 4/28, back to NWA 5/24, to OMA 6/1, to NWA 6/10 ... nine AAA games: 3.48 ERA (28 ER in 45.2 IP) ... pitched for Venezuela in the WBSC Baseball Americas Olympic Qualifying event May 31 to June 5.
2019: Spent the entire year with NW Arkansas (AA), going 6-1 across 34 games (four starts) with a 3.35 ERA (28 ER in 75.1 IP)

NP 113 7/7/18 vs. Greensboro
IP 6.0 (3x) Last: 6/18/21 vs. Wisconsin
K 12 4/27/19 vs. Greenville
BB 6 6/23/19 vs. Greenville
H 9 5/26/21 @ Dayton
R 6 8/12/19 vs. Hickory

41 ZACH HAAKE
RHP • R/R • 6'4" • 186 • 10/8/1996 (25)
2018 MLB Draft - Round 6 (University of Kentucky)
Born: Belleville, Illinois • Resides: Breese, Illinois

2022: Began the season with NW Arkansas and pitched in three games, before being placed on the Injured List 4/23 ... began rehab assignment with the ACL Royals (R) on 6/9 and Quad Cities (A+) on 6/16, total of 6 rehab games (5 starts), 16.1 IP and 19 K ... activated from Injured List 7/6.
2021: Assigned to Quad Cities (A+) to begin the season and pitched for the River Bandits for the first two months, before missing six weeks with an oblique injury ... in 15 games (14 starts), went 4-1 with a 3.35 ERA (20 ER in 53.2 IP), striking out 58 ... assigned to the Surprise Saguaros of the Arizona Fall League and pitched in six games (five starts) and went 1-1 with a 6.61 ERA (12 ER in 16.1 IP) while striking out 14.

NP 95 4/27/19 vs. Greenville
IP 2.2 (2x) Last: 5/14/22 vs. Wisconsin
K 6 5/3/22 @ Cedar Rapids
BB 4 4/8/22 @ South Bend
H 4 (2x) Last: 7/16/22 @ Corpus Christi
R 6 6/17/22 vs. Arkansas

51 CHRISTIAN CHAMBERLAIN
LHP • L/L • 5'10" • 173 lbs • 7/20/1999 (23)
2020 MLB Draft - Round 4 (Oregon State)
Born: Grand Junction, Colorado • Resides: Reno, Nevada

Ranked by MLB Pipeline as the No. 27 Royals prospect
2022: Assigned to NWA 5/31 after pitching 13 games (4 starts) for Quad Cities, went 0-1 with a 4.29 ERA (10 ER in 21.0 IP) with 39 strikeouts ... among Royals minor league pitchers with at least 30.0 innings pitched, his 14.28 K/9 rank first, 30.9% K% ranks fourth.
2021: Assigned to Quad Cities (A+) on May 23 and pitched two games in relief for the River Bandits, going 1-0 with a 4.91 ERA (2 ER in 3.2 IP) with one walk and six strikeouts, before being placed on the Injured List on June 14, and missed rest of the season with a nagging shoulder injury ... first 3.2 innings were scoreless before allowing two runs.

NP 48 4/8/22 @ South Bend
IP 3.0 (4x) Last: 5/16/21 vs. Cedar Rapids
K 6 5/16/21 vs. Cedar Rapids
BB 4 (2x) Last: 4/8/22 @ Springfield
H 4 (2x) Last: 6/15/22 vs. Arkansas
R 3 (4x) Last: 7/30/21 vs. South Bend

55 JONAH DIPOTO
RHP • R/R • 6'1" • 225 • 9/3/1996 (25)
2019 MLB Draft - Round 35 (University of Calif, San Diego)
Born: Queens, New York • Resides: San Diego, California

2022: Pitched a scoreless Cactus League inning with a strikeout on 3/29 against his dad's Seattle Mariners ... his .181 opponents' batting average is lowest among Royals minor league pitchers with at least 40.0 IP, while his 12.19 K/9 is third and 30.3% K% ranks fourth ... 18 of 28 appearances have been scoreless.
2021: Pitched 22 games for Quad Cities, went 1-0 with eight saves (in 10 chances) and a 3.19 ERA (11 ER in 31.0 IP) and 39 strikeouts ... eight saves ranked tied second in the Royals system ... 15 of his 22 outings were scoreless, only allowing more than one run three times.
2021: MISC: Full name is Jonah Seaver Dipoto, after Tom Seaver ... father Jerry Dipoto is currently the President of Baseball Operations for the Seattle Mariners, formerly their GM.

NP 46 6/4/22 vs. Corpus Christi
IP 3.0 (4x) Last: 5/16/21 vs. Cedar Rapids
K 6 5/16/21 vs. Cedar Rapids
BB 4 (2x) Last: 4/8/22 @ Springfield
H 4 (2x) Last: 6/15/22 vs. Arkansas
R 3 (4x) Last: 7/30/21 vs. South Bend





NATURALS RELIEVERS table with columns: PITCHER, LAST APPEARANCE (NWA), ENTRANCE SITUATION (LEAD, TRAIL, TIED), INNING ENTERING THE GAME (1-10+), INHERITED RUNNERS (BR INHER., BR SCORE, % SCORE), 1-2-3 INNINGS (TOTAL POSSIBLE, % 1-2-3)

STARTING PITCHER SPLITS table with columns: PITCHER, GS, W-L, TEAM W-L, R SUPPORT, SUPPORT/START, FPS, TBF, % FPS

1-2-3 INNINGS table with columns: TOTAL, POSSIBLE, % 1-2-3

NATURALS STARTERS VS. RELIEVERS table with columns: STARTERS (W-L, ERA, INNINGS, HITS (HR), R (ER), BB, K, WHIP, AVG), RELIEVERS (W-L, ERA, INNINGS, HITS (HR), R (ER), BB, K, WHIP, AVG)

STARTING PITCHER/CATCHER MATCHUPS table with columns: PITCHER, SEBASTIAN RIVERO, LOGAN PORTER, TYLER CROPLEY, GAVIN STUPIENSKI, TOTALS

CATCHER PITCHING STATS table with columns: CATCHERS, W, L, ERA, GS, SV, IP, H, R, ER, HR, HB, BB, IBB, SO, WHIP, AVG, WP, GDP, TBF, SB, CS, ATT, %CS, PB

AUTOMATIC BALLS CALLED ON NATURALS PITCHERS (18) table with columns: DATE, INNING, UMPIRE, PITCHER (# IN '22), COUNT AT CALL, BATTER RESULT (COUNT)



PLAYER QUICK NOTES CAREER HIGHS

1 JOHN RAVE
OUTFIELDER - L/L - 6'0" - 185 - 12/30/1997 (24)
2019 MLB Draft - Round 5 (Illinois State)
Born: Canton, Illinois - Resides: Bloomington, Illinois

2022: Began the season with NWA, transferred to Omaha (AAA) May 25 - June 4 & July 12-18 ... in 11 Triple-A games, hit .195 (8-for-41) ... produced the third 2-homer game of his career with Omaha on 7/17 @ Rochester, drove in four runs ... hit the Naturals' fifth grand slam, the second of his career in the 1st inning 6/28 @ AMA, his 7th homer of the season at the time... has made at least 8 starts at each OF position with NW Arkansas.
2021: Named an MiLB.com Organization All-Star in the outfield for Kansas City ... spent the season with Quad Cities (A+), playing in 77 games and hit .252/.352/.453 (70-for-278) ... hit 14 homers and stole 13 bases, making him one of five 13-13 players in the system in 2021.
2019: Assigned to Burlington (R) and played 15 games in the Appy League, promoted to Lexington (A) on 7/7, where he finished the season and won the SAL championship.
HIT STREAK: 5

Table with 2 columns: Position and Career Highs. H 4 (2x) Last: 8/1/21 vs. South Bend. R 4 (2x) Last: 6/28/22 @ Amarillo. HR 2 (3x) Last: 7/17/22 @ Rochester. RBI 5 (3x) Last: 6/28/22 @ Amarillo. BB 3 (2x) Last: 5/17/22 @ Arkansas.

2 TYLER CROPLEY
CATCHER - R/R - 5'11" - 185 - 12/10/1995 (26)
Signed 10/8/2020 as a Minor League Free Agent
Born: Sioux City, Iowa - Resides: Cedar Rapids, Iowa

2022: Began the season with NWA, went 1-for-8 across four games, placed on IL 4/19 ... rehabbed 5 games with ACL Royals and Columbia (A) from 6/6 to 6/12, went 4-for-16 with a double and walk, returned to Naturals on 6/14 and singled in his first at-bat back ... first HR of the season on 7/4 vs. Tulsa.
2021: Spent the entire season with Northwest Arkansas (AA) ... across 26 games (19 starts), slashed .194/.325/.313 (13-for-67) with two home runs and six runs batted in... 6 of his 13 hits came in the month of July, where he hit .261 (6-for-23) in 10 games, with a double and three walks ... caught 5 of 12 would-be base stealers (42.0% CS).
2019: Limited to 41 games with the Hagerstown Suns (A) and spent time on the injured list, hit .187 / .294 / .276 (23-for-123).
COLLEGE: Played 2015 and 2016 at Iowa Western CC before transferring to the University of Iowa for 2017 and 2018.
HIT STREAK: 2

Table with 2 columns: Position and Career Highs. H 3 6/12/22 vs. Augusta. R 2 (6x) Last: 6/14/22 vs. Arkansas. HR 1 (5x) Last: 7/5/22 vs. Tulsa. RBI 3 (2x) Last: 5/23/21 @ Springfield. BB 2 (6x) Last: 6/30/22 @ Amarillo. SB 1 (3x) Last: 6/12/22 vs. Augusta.

3 SEBASTIAN RIVERO
CATCHER - R/R - 6'1" - 215 - 12/10/1995 (27)
Signed 7/12/2015 as an International Free Agent
Born: Maracay, Venezuela - Resides: Mariara, Venezuela

2022: Assigned to NW Arkansas to begin the season, recalled by Kansas City May 8-13, May 17-28 and July 14-18 ... in seven Major League games this year (5 starts at catcher for Royals) is 0-for-12 with one walk & six strikeouts, started 7/14 & 7/15 @ Toronto ... had first 2-homer game of his career on 4/27 vs. Amarillo.
2021: Split the season between Omaha (AAA) and Kansas City, appearing in 17 games (9 starts) for the Royals in his first Major League season and slashed .175/.250/.225 (7-for-40) ... made his Major League debut on 5/8 against the White Sox as the starting catcher ... appeared in 42 games with the Storm Chasers and slashed .260/.319/.380 (39-for-150) and threw out 10 of 34 would-be base stealers (29%).
HIT STREAK: 2

Table with 2 columns: Position and Career Highs. H 5 6/10/21 @ St. Paul. R 4 7/2/18 vs. Asheville. HR 2 4/27/22 vs. Amarillo. RBI 4 (3x) Last: 6/10/21 @ St. Paul. BB 2 (9x) Last: 5/4/22 @ Springfield. SB 1 (4x) Last: 8/17/21 vs. Columbus.

7 BRHET BEWLEY
INF/OF - R/R - 5'11" - 182 lbs - 1/30/1997 (25)
2019 MLB Draft - Round 32 (University of San Diego)
Born: Temecula, California Resides: Winchester, California

2022: Began the season on Injured List, activated by NW Arkansas on 5/3 ... went 2-for-5 in his first game of the season on 5/5 @ SPR, with a solo home run in the sixth inning, his second hit of the day ... went 3-for-3 with a double & two runs off the bench, 5/25 @ MID, tied single-game career high in hits.
2021: Spent most of the season with NW Arkansas (AA), slashing .230/.284/.363 (47-for-204) across 56 games ... out of action for a month, on the Injured List between 8/10 and 9/5 ... appeared at 2nd base, (23 games), 3rd base (23 games), left field (5 games) and DH (5 games), also pitched one inning (7/25 @ Tulsa).
2019: Spent the entire season with Lexington (A), playing in 60 games, while slashing .252/.356/ .307 (51-for-202) with one HR and 17 RBI.
HIT STREAK: 2

Table with 2 columns: Position and Career Highs. H 3 (5x) Last: 5/25/22 @ Midland. R 3 8/25/19 @ Augusta. HR 1 (11x) Last: 6/23/22 vs. Springfield. RBI 4 7/20/21 @ Tulsa. BB 3 (3x) Last: 9/1/19 @ Hickory. SB 2 (2x) Last: 7/31/18 @ Pulaski.

8 MAIKEL GARCIA
INFIELDER - R/R - 6'0" - 145 - 3/3/2000 (22)
Signed 7/27/2016 as an International Free Agent
Born/Resides: La Sabana, Venezuela

2022: Ranked by MLB Pipeline as the No. 19 Royals prospect ... Ranked by Baseball America as the No. 10 Royals prospect ... rated as having the "Best Infield Arm" among Royals' prospects in Baseball America's 2022 Best Tools survey.
2022: Has reached base in 64 of 74 games, reaching base multiple times on 42 occasions ... team-best 24 multi-hit games, 16 multi-run games ... 14-game hitting streak from 4/27 to 5/12: hit .397, 970 OPS ... tied for Royals' system lead with 23 doubles ... tied 2nd in Texas League with 27 steals, 6th with 88 hits ... recalled by Kansas City 7/14 for series @ Toronto, went 0-for-1 and appeared in game on 7/15, then optioned to NWA on 7/18.
2021: Split season between 47 (A) and Quad Cities (A+), slashed .291/.380/.405 (120-for-480) between the two levels ... ranked third in the Royals' minor league system in average (.291) among qualified hitters and sixth in BABIP (.341) ... fifth in the system in hits (120), tied fourth in steals (35) ... added to KC 40-man roster on 11/19/21.
HIT STREAK: 2

Table with 2 columns: Position and Career Highs. H 4 (3x) Last: 5/1/22 vs. Amarillo. R 4 (2x) Last: 4/8/22 @ Springfield. HR 1 (8x) Last: 7/22/22 @ Amarillo. RBI 3 (6x) Last: 7/2/22 @ Amarillo. BB 3 (5x) Last: 4/13/22 vs. Wichita. SB 5 7/2/21 @ Augusta.

9 JAKE MEANS
INFIELDER - R/R - 6'2" - 215 - 4/14/1996 (26)
2019 MLB Draft - Round 22 (Indiana State)
Born/Resides: Gardner, Kansas

2022: Reached base 4 times in back-to-back games, 5/27 and 5/28 @ Midland ... doubled 6 times in 8-game stretch, 5/24 to 6/1 ... only Natural to make at least one start at every infield position: 1B (18), 2B (4), SS (2) & 3B (41).
2021: Spent the first month and a half of the season with Columbia (A) before a promotion to Quad Cities (A+) on 6/15, where he finished out the season ... combined to slash .222/.343/.429 (76-for-343) over 97 games, with 16 home runs and 52 runs batted in ... assigned to the Surprise Saguaros of the Arizona Fall League after the MiLB season ... across 19 games, slashed .171/.244/.271 (12-for-70) with four doubles.
MISC: Younger brother of Baltimore starting pitcher John Means ... attended Gardner Edgerton HS, same high school as Bubba Starling ... college teammates with Clay Dungan
HIT STREAK: 2

Table with 2 columns: Position and Career Highs. H 4 8/12/19 @ Greenville. R 4 7/9/21 @ Wisconsin. HR 1 (28x) Last: 7/16/22 @ Corpus Christi. RBI 4 (3x) Last: 6/14/22 vs. Arkansas. BB 3 (3x) Last: 7/9/21 @ Wisconsin. SB 1 (11x) Last: 6/18/22 vs. Arkansas.

11 LOGAN PORTER
CATCHER - R/R - 6'0" - 200 - 7/12/1995 (27)
Signed 6/21/2018 as a Non-Drafted Free Agent
Born: Phoenix, Arizona - Resides: Surprise, Arizona

2022: Has reached in 58 of 65 games ... 2nd in the Texas League, 2nd in Double-A and 4th IN MiLB IN ON-BASE PERCENTAGE (.448) ... in Texas League, 7th in OPS (.950) and 9th in batting average (.311) ... Royals system leader in OBP (.448), 2nd in OPS (.950), 3rd in AVG (.311), 6th in SLG (.502).
2021: Spent the season with Quad Cities (A+) and slashed .241/.368/.451 (62-for-257) in 77 games ... named a High-A Central post-season All-Star at catcher ... hit a walk-off homer in Game 4 of the High-A Central Championship Series on 9/25 to win 2-1 and force Game 5.
MISC: Grew up down the street from Surprise Stadium, was a dubber for the AZL Royals the summer of 2011 while in high school, also caught bullpens for the team.
HIT STREAK: 5

Table with 2 columns: Position and Career Highs. H 4 8/6/19 @ Johnson City. R 3 (4x) Last: 8/1/21 vs. South Bend. HR 2 (2x) Last: 7/14/21 @ Beloit. RBI 4 (2x) Last: 8/10/21 vs. Beloit. BB 3 (3x) Last: 4/9/22 @ Springfield. SB 1 8/10/21 vs. Beloit.

12 TUCKER BRADLEY
OUTFIELDER - L/L - 6'0" - 206 - 5/6/1998 (24)
Signed 6/23/2022 as a Non-Drafted Free Agent
Born/Resides: Chickamauga, Georgia

2022: Two of six home runs this season have been GRAND SLAMS, 4/23 @ Frisco and 5/12 vs. Wichita, both in 5th inning, first two of his pro career ... recorded first three-steal game of his career 7/9 vs. TUL, twice stealing second base while stealing third base as well.
2021: Began his professional career splitting the year between Columbia (A) and Quad Cities (A+) and combined to slash .285/.380/.427 (94-for-330) with 30 extra-base hits and 45 runs batted in ... his .380 OBP ranked fourth among qualified Royals Minor Leaguers, while a .285 average and .807 OPS ranked eighth.
2017-2020: Played collegiately at the University of Georgia, where he slashed .317/.384/.412 (143-for-451) in 125 games with 14 doubles, nine home runs and 62 RBI ... lists his favorite college memory as playing at Baum-Walker Stadium his freshman season.
HIT STREAK: 5

Table with 2 columns: Position and Career Highs. H 3 (12x) Last: 7/17/22 vs. Tulsa. R 3 (4x) Last: 7/17/22 @ Corpus Christi. HR 2 8/10/21 vs. Beloit. RBI 5 6/24/21 @ Beloit. BB 3 8/27/21 vs. Wisconsin. SB 3 7/9/22 vs. Tulsa.

13 NICK LOFTIN
INF/OF - R/R - 6'1" - 180 - 9/25/1998 (23)
2020 MLB Draft - CBA Round (32nd Overall)
Born/Resides: Corpus Christi, Texas

2022: 3rd on team with 23 multi-hit games, 1st with 17 multi-run games ... has reached in 63 of 74 games, hits in 53 of 74 games ... tied team record with 3 doubles on 5/4 @ Springfield ... first four-hit game of the season 7/15 @ Corpus Christi, went 4-for-5 with two doubles and career-best 11th HR of the year.
2021: Spent his first pro season with Quad Cities (A+) and slashed .289/.374/.464 (103-for-356) across 49 games, named an MiLB.com Organization All-Star at third base ... won the High-A East Central batting title with a .289 average ... hit for the cycle on 8/1, going 5-for-6 at the plate with a walk-off homer in the ninth to complete the cycle.
HIT STREAK: 2

Table with 2 columns: Position and Career Highs. H 5 8/1/21 vs. South Bend. R 4 (2x) Last: 7/15/22 @ Corpus Christi. HR 1 (21x) Last: 7/15/22 @ Corpus Christi. RBI 5 4/22/22 @ Frisco. BB 3 (3x) Last: 7/17/22 @ Corpus Christi. SB 2 (2x) Last: 6/10/22 @ Tulsa.

16 ROBBIE GLENDINNING
INFIELDER - R/R - 6'2" - 198 - 10/6/1995 (26)
Signed 2/22/2022 as a Minor League Free Agent
Born: Perth, Western Australia - Resides: Kansas City, MO

2022: Has reached base in 67 of 75 games this season ... has reached base multiple times in 37 games ... reached base in first 15 games of the season, April 8 -29, also reached base in 17 games from May 21 to June 10 ... 11-game hitting streak from 6/24 to 7/5 with NINE multi-hit games ... hit his first career two-homer game 7/3 @ Amarillo and homered 5 times in 4 games, 6/30 to 7/3, during hitting streak ... 2nd in Texas League & Double-A with 62 RBI.
2021: Did not play, missing the entire year after undergoing Tommy John surgery ... tore his UCL while playing catch in February 2021.
2017-2019: Drafted by Pittsburgh in the 21st Round in 2017 and spent three seasons in the Pirates organization, slashing .274/.361/.417 (174-for-636) across 189 games, reaching as high as Double-A Altoona in 2019 ... named a Florida State League Mid-season All-Star in 2019.
HIT STREAK: 6

Table with 2 columns: Position and Career Highs. H 4 7/6/22 vs. Tulsa. R 4 (2x) Last: 7/17/22 @ Corpus Christi. HR 2 (2x) Last: 6/29/22 @ Amarillo. RBI 6 6/2/21 vs. Beloit. BB 3 (4x) Last: 7/17/22 @ Corpus Christi. SB 1 (9x) Last: 7/9/22 vs. Tulsa.

19 TYLER GENTRY
OUTFIELDER - R/R - 6'2" - 200 - 2/1/1999 (23)
2020 MLB Draft - Round 3 (Alabama)
Born: Memphis, Tennessee - Resides: Arlington, Tennessee

2022: Ranked by MLB Pipeline as the No. 25 Royals prospect ... Ranked by Baseball America as the No. 20 Royals prospect ... rated as having the "Best Strike-Zone Discipline" among Royals' prospects in Baseball America's 2021 AND 2022 Best Tools surveys.
2022: Began season in Quad Cities (A+), assigned to NWA on 6/14 ... 5th IN MiLB IN BATTING AVERAGE (.333) ... Royals system leader in AVG (.333) and OPS (.998), 2nd in OBP (.422) and SLG (.576) ... Texas League POTW week of 6/27 to 7/3, hit .435 (10-for-23) with 6 XBH (2 2B, 4 HR), 11 RBI & 1.543 OPS ... has driven in at least one run in 16 of 27 games (including the last five straight) and has 31 RBI in 27 games since joining the Naturals.
2021: Spent his first pro season in Quad Cities (A+), slashing .259/.395/.449 (38-for-147) in 44 games with the River Bandits ... played everyday for the first two months of the season ... placed on the 7-Day injured list on 7/14 and then the 60-Day IL 8/2 ... recorded hits in 30 of 43 games with at least one plate appearance, reached in 38 of 43 games.
HIT STREAK: 5

Table with 2 columns: Position and Career Highs. H 3 (16x) Last: 6/28/22 @ Amarillo. R 3 (4x) Last: 5/28/22 @ Midland. HR 2 (9x) Last: 6/28/22 @ Amarillo. RBI 6 6/28/22 @ Amarillo. BB 3 5/4/22 @ Springfield. SB 1 (21x) Last: 7/15/22 @ Corpus Christi.

25 SEULY MATIAS
OUTFIELDER - R/R - 6'3" - 225 - 9/4/1998 (23)
Signed 7/4/2015 as an International Free Agent
Born/Resides: La Isabela, Dominican Republic

2022: Has hitting the "Best Outfield" among Royals' prospects in Baseball America's Best Tools surveys for five straight years, 2018 to 2022.
2022: Hit 14th walk-off HR in Naturals history, 6/4 vs. CC, two-run homer in 10th, his team-leading 9th HR of the season ... 5 of 10 hits in June were home runs ... 9th career two-homer game on 6/28 @ Amarillo, career-best 6 RBI in the game.
2021: Split the season between Quad Cities (A+) and Northwest Arkansas (AA), with a rehab appearance for the ACL Royals, playing in 64 total games with a .213/.309/.511 (50-for-235) slash line ... after the MiLB season, assigned to Surprise of the Arizona Fall League, tied for the team lead both with six home runs and 20 runs batted in.
HIT STREAK: 3

Table with 2 columns: Position and Career Highs. H 3 (13x) Last: 7/8/22 vs. Pensacola. R 3 5/13/22 @ Chattanooga. HR 2 (4x) Last: 5/27/22 @ Pensacola. RBI 6 5/13/22 @ Chattanooga. BB 3 (2x) Last: 7/2/18 vs. Bristol. SB 2 (2x) Last: 5/26/22 @ Pensacola.

26 CJ ALEXANDER
INFIELDER - L/R - 6'5" - 215 - 7/17/1996 (25)
Traded from Atlanta - 7/11/2022
Born: Merrillville, Indiana - Resides: Fort Wayne, Indiana

2022: Began the season with the Mississippi Braves (AA) in the Southern League ... across 68 games, slashed .258/.294/.465 (70-for-271) with career-best 15 HR and 43 RBI, while 13-for-15 in steals ... traded with 2 players to Kansas City from Atlanta on 7/11, assigned to NW Arkansas ... 0-for-12 in his first three games with Naturals, then went 4-for-10 with 7 RBI over the next two games.
2018-21: Played 182 games in the Braves' system, between R, A, A+ and AA ... slashed .229/.310/.374 (144-for-628) with 14 HR and 66 RBI ... began and ended 2019 in Double-A with Mississippi, spent July in High-A with the Florida Fire Frogs ... played 87 games in Double-A with league-champion Mississippi in 2021.
MISC: Brother Blaze Alexander is prospect in the Arizona Diamondbacks system, currently plays in the Texas League for Amarillo.
HIT STREAK: 2

Table with 2 columns: Position and Career Highs. H 3 (13x) Last: 7/8/22 vs. Pensacola. R 3 5/13/22 @ Chattanooga. HR 2 (4x) Last: 5/27/22 @ Pensacola. RBI 6 5/13/22 @ Chattanooga. BB 3 (2x) Last: 7/2/18 vs. Bristol. SB 2 (2x) Last: 5/26/22 @ Pensacola.



| TWICE (OR MORE)        | MULTI-HIT GAMES |           |          |          |            | MULTI-RUN GAMES |           |          |          |            | MULTI-RBI GAMES |           |           |          |            | MULTI-BB GAMES |          |          |          |           | MULTI-K GAMES |           |          |          |            | MULTI-SB GAMES |          |          |          |           |
|------------------------|-----------------|-----------|----------|----------|------------|-----------------|-----------|----------|----------|------------|-----------------|-----------|-----------|----------|------------|----------------|----------|----------|----------|-----------|---------------|-----------|----------|----------|------------|----------------|----------|----------|----------|-----------|
|                        | 2               | 3         | 4        | 5+       | T          | 2               | 3         | 4        | 5+       | T          | 2               | 3         | 4         | 5+       | T          | 2              | 3        | 4        | 5+       | T         | 2             | 3         | 4        | 5+       | T          | 2              | 3        | 4        | 5+       | T         |
| 26 Alexander, CJ       | 2               | -         | -        | -        | 2          | -               | -         | -        | -        | -          | -               | 1         | 1         | -        | 2          | -              | -        | -        | -        | -         | -             | 1         | -        | -        | 1          | -              | -        | -        | -        | -         |
| Bates, Parker          | -               | -         | -        | -        | -          | -               | -         | -        | -        | -          | -               | -         | -         | -        | -          | -              | -        | -        | -        | -         | 1             | -         | -        | -        | 1          | 1              | -        | -        | -        | 1         |
| 7 Bewley, Brhet        | 4               | 1         | -        | -        | 5          | 1               | -         | -        | -        | 1          | 1               | -         | -         | -        | 1          | 1              | -        | -        | -        | 1         | 2             | 3         | -        | -        | 5          | -              | -        | -        | -        | -         |
| 12 Bradley, Tucker     | 18              | 3         | -        | -        | 21         | 10              | 1         | -        | -        | 11         | 4               | 1         | 2         | -        | 7          | 2              | -        | -        | -        | 2         | 7             | -         | -        | -        | 7          | 2              | 1        | -        | -        | 3         |
| 2 Cropley, Tyler       | 1               | -         | -        | -        | 1          | 1               | -         | -        | -        | 1          | -               | -         | -         | -        | -          | 1              | -        | -        | -        | 1         | 1             | -         | -        | -        | 1          | -              | -        | -        | -        | -         |
| Eaton, Nate            | 5               | 4         | -        | -        | 9          | 1               | 2         | -        | -        | 3          | 4               | -         | -         | -        | 4          | 2              | -        | -        | -        | 2         | 8             | -         | -        | -        | 8          | 1              | -        | -        | -        | 1         |
| 8 Garcia, Maikel       | 18              | 5         | 1        | -        | 24         | 12              | 2         | 1        | -        | 15         | 4               | 2         | -         | -        | 6          | 6              | 1        | -        | -        | 7         | 14            | 1         | 1        | -        | 16         | 6              | -        | -        | -        | 6         |
| 19 Gentry, Tyler       | 6               | 3         | 1        | -        | 10         | 6               | 1         | 2        | -        | 9          | 4               | 1         | 3         | -        | 8          | 1              | 1        | -        | -        | 2         | 6             | 2         | -        | -        | 8          | -              | -        | -        | -        | -         |
| 16 Glendinning, Robbie | 22              | 3         | -        | -        | 25         | 7               | 5         | -        | -        | 12         | 12              | 5         | 1         | 1        | 19         | 6              | -        | -        | -        | 6         | 20            | 9         | -        | -        | 29         | -              | -        | -        | -        | -         |
| 4 Grotjohn, Ryan       | 1               | -         | -        | -        | 1          | -               | -         | -        | -        | -          | 3               | -         | -         | -        | 3          | 3              | -        | -        | -        | 3         | 6             | 4         | -        | -        | 10         | -              | -        | -        | -        | -         |
| 13 Loftin, Nick        | 16              | 6         | 1        | -        | 23         | 11              | 5         | 1        | -        | 17         | 7               | -         | -         | 1        | 8          | 8              | 1        | -        | -        | 9         | 5             | 1         | -        | -        | 6          | 2              | -        | -        | -        | 2         |
| Massey, Michael        | 8               | 11        | -        | -        | 19         | 8               | -         | -        | -        | 8          | 5               | 2         | 3         | -        | 10         | 1              | 2        | -        | -        | 3         | 8             | 2         | 1        | -        | 11         | -              | -        | -        | -        | -         |
| 25 Matias, Seuly       | 8               | 5         | -        | -        | 13         | 4               | 2         | -        | -        | 6          | 9               | 4         | -         | 1        | 14         | 4              | 1        | -        | -        | 5         | 22            | 9         | 1        | -        | 32         | -              | -        | -        | -        | -         |
| McCullough, Morgan     | -               | -         | -        | -        | -          | -               | -         | -        | -        | -          | -               | -         | -         | -        | -          | -              | -        | -        | -        | -         | 2             | -         | -        | -        | 2          | -              | -        | -        | -        | -         |
| 9 Means, Jake          | 9               | 2         | -        | -        | 11         | 6               | -         | -        | -        | 6          | 4               | 2         | 1         | -        | 7          | 5              | -        | -        | -        | 5         | 12            | 6         | -        | -        | 18         | -              | -        | -        | -        | -         |
| 11 Porter, Logan       | 19              | 3         | -        | -        | 22         | 6               | -         | -        | -        | 6          | 9               | -         | -         | -        | 9          | 10             | 1        | -        | -        | 11        | 12            | -         | 1        | -        | 13         | -              | -        | -        | -        | -         |
| 1 Rave, John           | 14              | 2         | -        | -        | 16         | 6               | -         | 1        | -        | 7          | 9               | 5         | -         | 1        | 15         | 8              | 2        | -        | -        | 10        | 11            | 2         | -        | -        | 13         | 1              | -        | -        | -        | 1         |
| 3 Rivero, Sebastian    | 6               | 1         | -        | -        | 7          | 2               | 1         | -        | -        | 3          | 4               | 1         | -         | -        | 5          | 3              | -        | -        | -        | 3         | 5             | 2         | -        | -        | 7          | -              | -        | -        | -        | -         |
| 44 Stupienski, Gavin   | 3               | -         | -        | -        | 3          | -               | -         | -        | -        | -          | 1               | -         | -         | -        | 1          | -              | -        | -        | -        | -         | 5             | 1         | -        | -        | 6          | -              | -        | -        | -        | -         |
| <b>TOTALS</b>          | <b>158</b>      | <b>49</b> | <b>3</b> | <b>0</b> | <b>210</b> | <b>81</b>       | <b>19</b> | <b>5</b> | <b>0</b> | <b>105</b> | <b>80</b>       | <b>23</b> | <b>10</b> | <b>4</b> | <b>117</b> | <b>61</b>      | <b>9</b> | <b>0</b> | <b>0</b> | <b>70</b> | <b>145</b>    | <b>44</b> | <b>4</b> | <b>0</b> | <b>193</b> | <b>13</b>      | <b>1</b> | <b>0</b> | <b>0</b> | <b>14</b> |

HITTING STREAKS

ON-BASE STREAKS

| PLAYER                 | CURRENT | LONGEST | DATES/RESULTS |      |              |    |    |    |     |       | CURRENT | LONGEST | DATES/RESULTS |      |              |    |    |    |     |       |
|------------------------|---------|---------|---------------|------|--------------|----|----|----|-----|-------|---------|---------|---------------|------|--------------|----|----|----|-----|-------|
|                        |         |         | START         | END  | AVG          | 2B | 3B | HR | RBI | OPS   |         |         | START         | END  | AVG          | 2B | HR | BB | HBP | OBP   |
| 26 Alexander, CJ       | 2       | 2       | 7/16          | 7/17 | .400 (4-10)  | 1  | 0  | 7  | 7   | 1.200 | 2       | 2       | 7/16          | 7/17 | .400 (4-10)  | 1  | 0  | 7  | 7   | 1.200 |
| 7 Bewley, Brhet        | -       | 4       | 5/25          | 5/28 | .368 (7-19)  | 2  | 0  | 0  | 1   | .874  | 4       | 4 (3x)  | 7/12          | 7/17 | .071 (1-14)  | 0  | 0  | 3  | 0   | .235  |
| 12 Bradley, Tucker     | -       | 6 (3x)  | 5/19          | 5/26 | .526 (10-19) | 1  | 1  | 1  | 6   | 1.451 | 5       | 12      | 6/24          | 7/9  | .395 (15-38) | 4  | 0  | 7  | 1   | .500  |
| 2 Cropley, Tyler       | -       | 4       | 4/17          | 6/19 | .444 (4-9)   | 1  | 0  | 0  | 1   | 1.171 | -       | 4 (2x)  | 6/26          | 7/4  | .250 (3-12)  | 1  | 1  | 4  | 0   | .438  |
| 8 Garcia, Maikel       | 2       | 14      | 4/27          | 5/12 | .397 (23-58) | 6  | 0  | 0  | 6   | .970  | 7       | 14      | 4/27          | 5/12 | .397 (23-58) | 6  | 0  | 8  | 0   | .470  |
| 19 Gentry, Tyler       | 5       | 10      | 6/26          | 7/8  | .474 (18-38) | 3  | 0  | 4  | 13  | 1.400 | 18      | 18      | 6/26          | 7/17 | .382 (26-68) | 4  | 6  | 12 | 7   | .459  |
| 16 Glendinning, Robbie | -       | 11      | 6/24          | 7/6  | .468 (22-47) | 5  | 0  | 7  | 14  | 1.549 | 6       | 17      | 5/21          | 6/10 | .258 (17-66) | 3  | 1  | 8  | 3   | .354  |
| 13 Loftin, Nick        | -       | 6       | 5/4           | 5/10 | .480 (12-24) | 4  | 1  | 1  | 6   | 1.321 | 8       | 16      | 5/22          | 6/15 | .279 (19-68) | 4  | 2  | 8  | 1   | .364  |
| 25 Matias, Seuly       | 3       | 5       | 5/25          | 5/31 | .421 (8-19)  | 2  | 1  | 3  | 8   | 1.560 | 3       | 11      | 6/2           | 6/22 | .182 (6-33)  | 0  | 3  | 8  | 3   | .386  |
| 9 Means, Jake          | -       | 5       | 5/27          | 6/1  | .444 (8-18)  | 4  | 0  | 1  | 3   | 1.398 | 2       | 8       | 6/21          | 7/2  | .280 (7-25)  | 2  | 1  | 8  | 0   | .455  |
| 11 Porter, Logan       | 5       | 7       | 6/1           | 6/11 | .435 (10-23) | 2  | 0  | 3  | 6   | 1.465 | 5       | 17      | 5/31          | 6/23 | .321 (17-53) | 6  | 3  | 15 | 4   | .493  |
| 1 Rave, John           | -       | 5 (2x)  | 6/24          | 6/29 | .421 (8-19)  | 0  | 0  | 2  | 7   | 1.213 | -       | 8       | 4/16          | 4/26 | .261 (6-23)  | 2  | 2  | 12 | 0   | .514  |
| 3 Rivero, Sebastian    | -       | 5       | 4/20          | 4/27 | .333 (8-24)  | 3  | 0  | 2  | 6   | 1.028 | -       | 9       | 4/20          | 5/4  | .342 (13-38) | 5  | 3  | 2  | 1   | .381  |

BOLD indicates longest streak in 2022 among active players

Italics indicates longest personal streak is active

PITCHES/PLATE APPEARANCE & PLATE APPEARANCE DEPTH

PINCH-HITTING LOG

| PLAYER                 | AVG. P/PA   | TOTAL PA     | TOTAL P       | LONGEST PA (#) | DATE     | INN. | PITCHER                | RESULT             |
|------------------------|-------------|--------------|---------------|----------------|----------|------|------------------------|--------------------|
| 26 Alexander, CJ       | 3.48        | 23           | 80            | 6 (2x)         | July 17  | ▲ 2  | Jose Bravo (CC)        | Groundout (4-1)    |
| Bates, Parker          | 4.17        | 12           | 50            | 9 (2x)         | June 4   | ▼ 3  | Misael Tamarez (CC)    | Walk               |
| 7 Bewley, Brhet        | 3.91        | 106          | 414           | 9              | June 12  | ▲ 9  | Guillermo Zuniga (TUL) | RBI Walk           |
| 12 Bradley, Tucker     | 3.84        | 288          | 1,105         | 9 (4x)         | July 4   | ▼ 8  | Alec Gamboa (TUL)      | Flyout (F8)        |
| 2 Cropley, Tyler       | 3.61        | 46           | 166           | 8              | July 10  | ▼ 8  | Austin Drury (TUL)     | Walk               |
| Eaton, Nate            | 3.79        | 159          | 602           | 8 (2x)         | May 22   | ▲ 6  | Peyton Alford (ARK)    | Strikeout Swinging |
| 8 Garcia, Maikel       | 3.78        | 351          | 1,328         | 9 (4x)         | July 8   | ▼ 9  | Gus Varland (TUL)      | Strikeout Looking  |
| 19 Gentry, Tyler       | 3.88        | 123          | 477           | 7 (8x)         | July 14  | ▲ 5  | Matt Ruppenthal (CC)   | Groundout (5-3)    |
| 16 Glendinning, Robbie | 4.23        | 332          | 1,406         | 11             | May 18   | ▲ 5  | Taylor Dollard (ARK)   | Groundout (6-3)    |
| 4 Grotjohn, Ryan       | 4.26        | 84           | 358           | 9 (2x)         | May 26   | ▲ 5  | Jack Cushing (MID)     | Walk               |
| 13 Loftin, Nick        | 3.59        | 353          | 1,267         | 9 (3x)         | June 18  | ▼ 1  | Connor Jones (ARK)     | Walk               |
| Massey, Michael        | 3.75        | 248          | 930           | 10 (3x)        | May 12   | ▼ 6  | Louie Varland (WCH)    | Home Run (Solo)    |
| 25 Matias, Seuly       | 4.01        | 284          | 1,139         | 12             | June 2   | ▼ 5  | Chandler Casey (CC)    | Walk               |
| McCullough, Morgan     | 4.24        | 25           | 106           | 7 (2x)         | July 16  | ▲ 9  | Jonathan Sprinkle (CC) | Lineout (L7)       |
| 9 Means, Jake          | 3.88        | 273          | 1,058         | 10             | June 9   | ▲ 5  | John Rooney (TUL)      | Strikeout Swinging |
| 11 Porter, Logan       | 4.10        | 277          | 1,135         | 9 (4x)         | July 2   | ▲ 6  | Jeff Bain (AMA)        | Walk               |
| 1 Rave, John           | 4.29        | 276          | 1,183         | 8              | April 16 | ▼ 7  | Steven Cruz (WCH)      | Walk               |
| 3 Rivero, Sebastian    | 3.83        | 140          | 536           | 11 (2x)        | July 9   | ▼ 6  | Alec Gamboa (TUL)      | Walk               |
| 44 Stupienski, Gavin   | 3.80        | 46           | 175           | 7 (2x)         | June 5   | ▼ 9  | Joansea Torres (CC)    | Flyout (F7)        |
| <b>TOTALS</b>          | <b>3.92</b> | <b>3,446</b> | <b>13,515</b> |                |          |      |                        |                    |

| #   | DATE                      | INNING | PINCH HITTER       | HITTING FOR      | RESULT             |
|-----|---------------------------|--------|--------------------|------------------|--------------------|
| 1.  | April 15 vs. Wichita      | ▼ 9    | John Rave          | Tyler Cropley    | Groundout (3-1)    |
| 2.  | April 16 vs. Wichita      | ▼ 8    | Maikel Garcia      | Ryan Grotjohn    | Lineout (L7)       |
| 3.  | April 17 vs. Wichita      | ▼ 6    | Sebastian Rivero   | Tyler Cropley    | Single             |
| 4.  | April 19 @ Frisco         | ▲ 9    | Tucker Bradley     | Jake Means       | Strikeout Looking  |
| 5.  | April 21 @ Frisco         | ▲ 9    | Ryan Grotjohn      | Logan Porter     | Strikeout Swinging |
| 6.  | April 21 @ Frisco         | ▲ 9    | Gavin Stupienski   | Jake Means       | Flyout (F9)        |
| 7.  | April 22 @ Frisco         | ▲ 9    | Ryan Grotjohn      | Micheal Massey   | Strikeout Swinging |
| 8.  | April 26 vs. Amarillo     | ▼ 8    | Tucker Bradley     | Jake Means       | Flyout (F8)        |
| 9.  | April 27 vs. Amarillo     | ▼ 8    | Gavin Stupienski   | Logan Porter     | Strikeout Swinging |
| 10. | April 30 vs. Amarillo     | ▼ 9    | Robbie Glendinning | Ryan Grotjohn    | Strikeout Swinging |
| 11. | May 18 @ Arkansas         | ▲ 9    | Tucker Bradley     | Jake Means       | RBI Groundout (3U) |
| 12. | May 19 @ Arkansas         | ▲ 9    | Ryan Grotjohn      | Logan Porter     | Flyout (F7)        |
| 13. | May 22 @ Arkansas         | ▲ 8    | Brhet Bewley       | Maikel Garcia    | Strikeout Swinging |
| 14. | May 29 @ Midland          | ▲ 9    | Logan Porter       | Gavin Stupienski | Strikeout Swinging |
| 15. | June 3 vs. Corpus Christi | ▼ 7    | Tucker Bradley     | Micheal Massey   | Strikeout Swinging |
| 16. | June 29 @ Amarillo        | ▲ 8    | Brhet Bewley       | Nick Loftin      | Single             |
| 17. | June 29 @ Amarillo        | ▲ 8    | Ryan Grotjohn      | John Rave        | Strikeout Swinging |
| 18. | July 2 @ Amarillo         | ▲ 9    | Tucker Bradley     | Tyler Cropley    | Walk               |
| 19. | July 2 @ Amarillo         | ▲ 9    | John Rave          | Brhet Bewley     | Sacrifice Fly, E7  |
| 20. | July 8 vs. Tulsa          | ▼ 9    | John Rave          | Jake Means       | Strikeout Looking  |
| 21. | July 8 vs. Tulsa          | ▼ 9    | Tucker Bradley     | Tyler Cropley    | Single             |
| 22. | July 10 vs. Tulsa         | ▼ 9    | Logan Porter       | Tyler Cropley    | Flyout (F9)        |

Naturals Pinch Hitters: 3-for-20, 10 K

Most-Used Pinch Hitter: Tucker Bradley (6x) Most Frequently Pinch-Hit For: Jake Means (5x)

NATURALS 10-PITCH AT-BAT LOG (11)

| DATE                      | INNING | PITCHES | BATTER (# IN 22)       | PITCHER        | RESULT             |
|---------------------------|--------|---------|------------------------|----------------|--------------------|
| April 10 @ Springfield    | ▲ 7    | 10      | Michael Massey (1)     | Sean Kealey    | Walk               |
| April 16 vs. Wichita      | ▼ 7    | 12      | John Rave (1)          | Steven Cruz    | Walk               |
| April 22 @ Frisco         | ▲ 9    | 11      | Sebastian Rivero (1)   | Lucas Jacobsen | Flyout (F9)        |
| April 22 @ Frisco         | ▲ 7    | 10      | Michael Massey (2)     | Nick Staff     | Walk               |
| May 13 vs. Wichita        | ▼ 6    | 10      | Michael Massey (3)     | Louie Varland  | HOME RUN           |
| May 17 @ Arkansas         | ▲ 5    | 10      | John Rave (2)          | Peyton Alford  | Walk               |
| May 18 @ Arkansas         | ▲ 5    | 11      | Robbie Glendinning (1) | Taylor Dollard | Groundout (5-3)    |
| June 2 vs. Corpus Christi | ▼ 5    | 12      | Seuly Matias (1)       | Chandler Casey | Walk               |
| June 9 @ Tulsa (G1)       | ▲ 5    | 10      | Jake Means (1)         | John Rooney    | Strikeout Swinging |
| July 9 vs. Tulsa          | ▼ 6    | 11      | Sebastian Rivero (2)   | Alec Gamboa    | Walk               |
| July 17 @ Corpus Christi  | ▲ 7    | 10      | Robbie Glendinning (2) | Adrian Chaidze | RBI Walk           |

AUTOMATIC STRIKES CALLED ON NATURALS HITTERS (3)

| DATE                  | INNING | UMPIRE             | HITTER           | COUNT AT CALL | BATTER RESULT (COUNT) |
|-----------------------|--------|--------------------|------------------|---------------|-----------------------|
| 4/15/2022 vs. Wichita | ▼ 1    | Isaias Barba       | Maikel Garcia    | 0-0           | Strikeout (2-2)       |
| 4/21/2022 @ Frisco    | ▲ 9    | Benjamin Engstrand | Gavin Stupienski | 1-0           | Flyout, F9 (1-1)      |
| 6/20                  |        |                    |                  |               |                       |



| HR # | PLAYER (SEASON #)      | GM # - DATE    | OPPONENT           | DIRECTION | ON BASE | INNING | OUTS | COUNT | SCORE | FINAL    |
|------|------------------------|----------------|--------------------|-----------|---------|--------|------|-------|-------|----------|
| 1    | Jake Means (1)         | 3 - 4/10/2022  | @ Springfield      | RCF       | 1       | 2      | 2    | 1-1   | 2-3   | L, 10-5  |
| 2    | John Rave (1)          | 10 - 4/19/2022 | @ Frisco           | RF        | 1       | 3      | 1    | 2-2   | 2-0   | L, 4-3   |
| 3    | Robbie Glendinning (1) | 11 - 4/20/2022 | @ Frisco           | LCF       | 0       | 2      | 2    | 3-1   | 1-0   | W, 7-2   |
| 4    | Nick Loftin (1)        | 11 - 4/20/2022 | @ Frisco           | LCF       | 1       | 3      | 1    | 0-0   | 3-1   | W, 7-2   |
| 5    | Seuly Matias (1)       | 11 - 4/20/2022 | @ Frisco           | LCF       | 1       | 5      | 1    | 1-1   | 5-2   | W, 7-2   |
| 6    | John Rave (2)          | 12 - 4/21/2022 | @ Frisco           | LCF       | 0       | 2      | 1    | 2-1   | 1-0   | L, 12-2  |
| 7    | Seuly Matias (2)       | 12 - 4/21/2022 | @ Frisco           | LCF       | 0       | 4      | 0    | 0-2   | 2-7   | L, 12-2  |
| 8    | Michael Massey (1)     | 13 - 4/22/2022 | @ Frisco           | LCF       | 1       | 1      | 1    | 1-1   | 2-0   | W, 11-2  |
| 9    | Nick Loftin (2)        | 13 - 4/22/2022 | @ Frisco           | LCF       | 3       | 2      | 2    | 0-0   | 6-0   | W, 11-2  |
| 10   | Tucker Bradley (1)     | 14 - 4/23/2022 | @ Frisco           | LCF       | 3       | 5      | 1    | 2-1   | 9-0   | W, 12-4  |
| 11   | Michael Massey (2)     | 14 - 4/23/2022 | @ Frisco           | CF        | 0       | 8      | 1    | 0-2   | 11-3  | W, 12-4  |
| 12   | Nate Eaton (1)         | 14 - 4/23/2022 | @ Frisco           | LCF       | 0       | 9      | 0    | 3-2   | 12-3  | W, 12-4  |
| 13   | Michael Massey (3)     | 15 - 4/24/2022 | @ Frisco           | RCF       | 0       | 4      | 0    | 1-0   | 1-2   | W, 4-3   |
| 14   | Robbie Glendinning (2) | 16 - 4/26/2022 | vs. Amarillo       | LCF       | 2       | 11     | 2    | 1-1   | 5-6   | L, 6-5   |
| 15   | Seuly Matias (3)       | 17 - 4/27/2022 | vs. Amarillo       | LF        | 0       | 2      | 0    | 0-0   | 2-2   | W, 12-6  |
| 16   | Sebastian Rivero (1)   | 17 - 4/27/2022 | vs. Amarillo       | LF        | 0       | 4      | 0    | 0-1   | 3-3   | W, 12-6  |
| 17   | Sebastian Rivero (2)   | 17 - 4/27/2022 | vs. Amarillo       | LF        | 1       | 6      | 2    | 0-0   | 12-5  | W, 12-6  |
| 18   | Jake Means (2)         | 18 - 4/28/2022 | vs. Amarillo       | LF        | 0       | 3      | 0    | 0-1   | 1-0   | L, 9-5   |
| 19   | Nate Eaton (2)         | 19 - 4/29/2022 | vs. Amarillo       | LF        | 0       | 2      | 0    | 1-0   | 1-0   | W, 8-7   |
| 20   | Sebastian Rivero (3)   | 20 - 4/30/2022 | vs. Amarillo       | RCF       | 0       | 2      | 2    | 1-1   | 1-2   | L, 7-5   |
| 21   | Ryan Grotjohn (1)      | 20 - 4/30/2022 | vs. Amarillo       | RCF       | 1       | 2      | 2    | 3-2   | 3-2   | L, 7-5   |
| 22   | Michael Massey (4)     | 20 - 4/30/2022 | vs. Amarillo       | RCF       | 1       | 3      | 1    | 1-2   | 5-2   | L, 7-5   |
| 23   | Logan Porter (1)       | 21 - 5/1/2022  | vs. Amarillo       | LF        | 1       | 2      | 1    | 0-1   | 3-1   | W, 9-5   |
| 24   | Robbie Glendinning (3) | 21 - 5/1/2022  | vs. Amarillo       | LF        | 1       | 3      | 2    | 0-0   | 5-2   | W, 9-5   |
| 25   | Michael Massey (5)     | 21 - 5/1/2022  | vs. Amarillo       | RF        | 2       | 7      | 0    | 1-2   | 8-2   | W, 9-5   |
| 26   | Robbie Glendinning (4) | 23 - 5/4/2022  | @ Springfield      | LF        | 1       | 5      | 0    | 1-0   | 7-1   | W, 13-3  |
| 27   | Seuly Matias (4)       | 24 - 5/5/2022  | @ Springfield      | LCF       | 0       | 5      | 1    | 1-1   | 2-4   | W, 9-6   |
| 28   | Brhet Bewley (1)       | 24 - 5/5/2022  | @ Springfield      | LCF       | 0       | 6      | 0    | 1-0   | 3-5   | W, 9-6   |
| 29   | Tucker Bradley (2)     | 24 - 5/5/2022  | @ Springfield      | RF        | 0       | 6      | 0    | 2-2   | 4-5   | W, 9-6   |
| 30   | Nick Loftin (3)        | 24 - 5/5/2022  | @ Springfield      | LCF       | 1       | 7      | 1    | 1-1   | 9-5   | W, 9-6   |
| 31   | Nate Eaton (3)         | 27 - 5/8/2022  | @ Springfield      | LCF       | 0       | 2      | 0    | 1-0   | 1-0   | W, 9-5   |
| 32   | Logan Porter (2)       | 27 - 5/8/2022  | @ Springfield      | LF        | 0       | 5      | 0    | 2-0   | 2-0   | W, 9-5   |
| 33   | Seuly Matias (5)       | 28 - 5/10/2022 | vs. Wichita        | LCF       | 2       | 3      | 2    | 0-1   | 4-0   | W, 7-4   |
| 34   | Robbie Glendinning (5) | 28 - 5/10/2022 | vs. Wichita        | LF        | 0       | 8      | 1    | 0-2   | 7-4   | W, 7-4   |
| 35   | Logan Porter (3)       | 29 - 5/11/2022 | vs. Wichita        | LCF       | 0       | 7      | 0    | 3-1   | 1-3   | L, 4-3   |
| 36   | Michael Massey (6)     | 30 - 5/12/2022 | vs. Wichita        | LF        | 0       | 6      | 0    | 3-2   | 4-4   | L, 10-4  |
| 37   | Tucker Bradley (3)     | 31 - 5/13/2022 | vs. Wichita        | RCF       | 3       | 5      | 0    | 0-0   | 4-0   | W, 7-0   |
| 38   | Nick Loftin (4)        | 31 - 5/13/2022 | vs. Wichita        | LF        | 1       | 7      | 2    | 3-1   | 7-0   | W, 7-0   |
| 39   | Logan Porter (4)       | 32 - 5/14/2022 | vs. Wichita        | RCF       | 0       | 2      | 2    | 2-2   | 1-4   | L, 7-6   |
| 40   | Michael Massey (7)     | 37 - 5/21/2022 | @ Arkansas         | RF        | 2       | 3      | 1    | 0-0   | 4-4   | W, 11-4  |
| 41   | John Rave (3)          | 38 - 5/22/2022 | @ Arkansas         | RF        | 2       | 3      | 2    | 1-1   | 5-0   | W, 10-5  |
| 42   | Tucker Bradley (4)     | 38 - 5/22/2022 | @ Arkansas         | RCF       | 2       | 5      | 2    | 1-1   | 10-1  | W, 10-5  |
| 43   | Robbie Glendinning (6) | 39 - 5/24/2022 | @ Midland          | RF        | 1       | 1      | 2    | 0-1   | 2-0   | W, 8-5   |
| 44   | Michael Massey (8)     | 39 - 5/24/2022 | @ Midland          | RCF       | 3       | 7      | 2    | 1-2   | 7-3   | W, 8-5   |
| 45   | Seuly Matias (6)       | 40 - 5/25/2022 | @ Midland          | LF        | 0       | 2      | 1    | 2-2   | 2-0   | W, 11-3  |
| 46   | Nate Eaton (4)         | 40 - 5/25/2022 | @ Midland          | LF        | 0       | 5      | 1    | 2-0   | 6-1   | W, 11-3  |
| 47   | Nick Loftin (5)        | 42 - 5/27/2022 | @ Midland          | LCF       | 0       | 3      | 2    | 1-0   | 7-1   | W, 14-6  |
| 48   | Seuly Matias (7)       | 43 - 5/28/2022 | @ Midland          | LF        | 0       | 6      | 0    | 0-1   | 5-5   | W, 9-7   |
| 49   | Tucker Bradley (5)     | 43 - 5/28/2022 | @ Midland          | CF        | 0       | 8      | 2    | 0-1   | 6-7   | W, 9-7   |
| 50   | Jake Means (3)         | 44 - 5/29/2022 | @ Midland          | LCF       | 0       | 8      | 0    | 0-0   | 1-3   | L, 3-1   |
| 51   | Seuly Matias (8)       | 45 - 5/31/2022 | vs. Corpus Christi | LF        | 0       | 7      | 0    | 3-2   | 7-8   | L, 8-7   |
| 52   | Jake Means (4)         | 48 - 6/3/2022  | vs. Corpus Christi | LF        | 2       | 2      | 2    | 0-0   | 3-0   | L, 5-4   |
| 53   | Logan Porter (5)       | 48 - 6/3/2022  | vs. Corpus Christi | LF        | 0       | 8      | 1    | 0-0   | 4-5   | L, 5-4   |
| 54   | Logan Porter (6)       | 49 - 6/4/2022  | vs. Corpus Christi | CF        | 0       | 2      | 0    | 3-2   | 1-2   | W, 6-5   |
| 55   | Seuly Matias (9)       | 49 - 6/4/2022  | vs. Corpus Christi | LF        | 1       | 10     | 2    | 1-1   | 6-5   | W, 6-5   |
| 56   | Tucker Bradley (6)     | 50 - 6/5/2022  | vs. Corpus Christi | LF        | 1       | 4      | 0    | 3-2   | 2-8   | L, 17-4  |
| 57   | Ryan Grotjohn (2)      | 50 - 6/5/2022  | vs. Corpus Christi | LF        | 1       | 8      | 1    | 1-0   | 4-15  | L, 17-4  |
| 58   | John Rave (4)          | 51 - 6/7/2022  | @ Tulsa            | RCF       | 0       | 9      | 2    | 1-1   | 2-5   | L, 5-2   |
| 59   | Nick Loftin (6)        | 52 - 6/9/2022  | @ Tulsa            | LF        | 0       | 4      | 1    | 2-1   | 1-3   | W, 5-3   |
| 60   | Logan Porter (7)       | 52 - 6/9/2022  | @ Tulsa            | LF        | 1       | 4      | 1    | 1-1   | 3-3   | W, 5-3   |
| 61   | Michael Massey (9)     | 54 - 6/10/2022 | @ Tulsa            | RCF       | 1       | 3      | 1    | 0-1   | 3-1   | W, 13-4  |
| 62   | Seuly Matias (10)      | 54 - 6/10/2022 | @ Tulsa            | LCF       | 0       | 6      | 0    | 1-2   | 5-4   | W, 13-4  |
| 63   | Maikel Garcia (1)      | 54 - 6/10/2022 | @ Tulsa            | LF        | 2       | 7      | 2    | 3-1   | 13-4  | W, 13-4  |
| 64   | John Rave (5)          | 55 - 6/11/2022 | @ Tulsa            | RF        | 2       | 5      | 1    | 1-2   | 4-7   | L, 9-4   |
| 65   | Jake Means (5)         | 57 - 6/14/2022 | vs. Arkansas       | LF        | 1       | 3      | 0    | 1-1   | 2-1   | W, 7-5   |
| 66   | Tyler Gentry (1)       | 59 - 6/16/2022 | vs. Arkansas       | RCF       | 0       | 2      | 1    | 3-2   | 1-6   | L, 13-8  |
| 67   | Maikel Garcia (2)      | 60 - 6/17/2022 | vs. Arkansas       | LCF       | 0       | 1      | 0    | 2-0   | 1-0   | L, 13-2  |
| 68   | Tyler Gentry (2)       | 61 - 6/18/2022 | vs. Arkansas       | LCF       | 2       | 2      | 2    | 0-2   | 7-0   | W, 9-0   |
| 69   | Tyler Gentry (3)       | 64 - 6/22/2022 | vs. Springfield    | RF        | 1       | 3      | 1    | 2-0   | 3-1   | L, 9-6   |
| 70   | Seuly Matias (11)      | 64 - 6/22/2022 | vs. Springfield    | RCF       | 0       | 4      | 0    | 2-1   | 4-1   | L, 9-6   |
| 71   | Brhet Bewley (2)       | 65 - 6/23/2022 | vs. Springfield    | LF        | 1       | 3      | 0    | 0-0   | 2-4   | L, 11-2  |
| 72   | John Rave (6)          | 67 - 6/25/2022 | vs. Springfield    | RF        | 1       | 2      | 0    | 3-1   | 2-4   | L, 13-10 |
| 73   | Robbie Glendinning (7) | 67 - 6/25/2022 | vs. Springfield    | LCF       | 0       | 4      | 0    | 0-1   | 4-5   | L, 13-10 |
| 74   | Sebastian Rivero (4)   | 67 - 6/25/2022 | vs. Springfield    | LF        | 1       | 8      | 0    | 3-2   | 10-13 | L, 13-10 |
| 75   | Robbie Glendinning (8) | 68 - 6/26/2022 | vs. Springfield    | LF        | 0       | 6      | 2    | 1-1   | 2-7   | L, 8-2   |

| HR # | PLAYER (SEASON #)       | GM # - DATE    | OPPONENT         | DIRECTION | ON BASE | INNING | OUTS | COUNT | SCORE | FINAL    |
|------|-------------------------|----------------|------------------|-----------|---------|--------|------|-------|-------|----------|
| 76   | John Rave (7)           | 69 - 6/28/2022 | @ Amarillo       | LCF       | 3       | 1      | 1    | 0-1   | 4-0   | W, 20-6  |
| 77   | Seuly Matias (12)       | 69 - 6/28/2022 | @ Amarillo       | CF        | 0       | 6      | 2    | 1-1   | 11-1  | W, 20-6  |
| 78   | Tyler Gentry (4)        | 69 - 6/28/2022 | @ Amarillo       | LCF       | 0       | 8      | 1    | 3-2   | 12-4  | W, 20-6  |
| 79   | Nick Loftin (7)         | 69 - 6/28/2022 | @ Amarillo       | LCF       | 1       | 9      | 1    | 0-0   | 17-4  | W, 20-6  |
| 80   | Seuly Matias (13)       | 69 - 6/28/2022 | @ Amarillo       | LF        | 1       | 9      | 2    | 0-0   | 20-4  | W, 20-6  |
| 81   | Nick Loftin (8)         | 70 - 6/29/2022 | @ Amarillo       | LCF       | 0       | 1      | 1    | 0-0   | 1-0   | L, 10-4  |
| 82   | Tyler Gentry (5)        | 70 - 6/29/2022 | @ Amarillo       | RF        | 0       | 1      | 1    | 2-1   | 2-0   | L, 10-4  |
| 83   | Tyler Gentry (6)        | 70 - 6/29/2022 | @ Amarillo       | LCF       | 1       | 8      | 0    | 2-2   | 4-10  | L, 10-4  |
| 84   | Nick Loftin (9)         | 71 - 6/30/2022 | @ Amarillo       | LF        | 0       | 3      | 0    | 0-0   | 2-0   | L, 5-4   |
| 85   | Robbie Glendinning (9)  | 71 - 6/30/2022 | @ Amarillo       | LCF       | 0       | 3      | 1    | 0-2   | 3-0   | L, 5-4   |
| 86   | Jake Means (6)          | 71 - 6/30/2022 | @ Amarillo       | LCF       | 0       | 7      | 0    | 1-2   | 4-0   | L, 5-4   |
| 87   | Tyler Gentry (7)        | 72 - 7/1/2022  | @ Amarillo       | LCF       | 2       | 1      | 0    | 0-0   | 3-0   | L, 11-10 |
| 88   | Nick Loftin (10)        | 72 - 7/1/2022  | @ Amarillo       | LCF       | 0       | 5      | 0    | 0-0   | 5-2   | L, 11-10 |
| 89   | Robbie Glendinning (10) | 72 - 7/1/2022  | @ Amarillo       | RCF       | 2       | 9      | 2    | 0-0   | 10-11 | L, 11-10 |
| 90   | Robbie Glendinning (11) | 73 - 7/2/2022  | @ Amarillo       | LCF       | 1       | 3      | 0    | 1-0   | 3-6   | L, 13-12 |
| 91   | Maikel Garcia (3)       | 73 - 7/2/2022  | @ Amarillo       | LCF       | 0       | 5      | 2    | 3-1   | 7-8   | L, 13-12 |
| 92   | Robbie Glendinning (12) | 74 - 7/3/2022  | @ Amarillo       | LCF       | 1       | 1      | 1    | 3-2   | 3-0   | W, 10-4  |
| 93   | John Rave (8)           | 74 - 7/3/2022  | @ Amarillo       | LF        | 1       | 7      | 0    | 2-2   | 9-4   | W, 10-4  |
| 94   | Robbie Glendinning (13) | 74 - 7/3/2022  | @ Amarillo       | LCF       | 0       | 9      | 1    | 2-2   | 10-4  | W, 10-4  |
| 95   | Tyler Croyley (1)       | 75 - 7/4/2022  | vs. Tulsa        | LF        | 0       | 6      | 2    | 2-2   | 5-5   | W, 7-6   |
| 96   | John Rave (9)           | 76 - 7/6/2022  | vs. Tulsa        | RF        | 1       | 3      | 1    | 0-0   | 6-3   | W, 12-4  |
| 97   | Robbie Glendinning (14) | 79 - 7/9/2022  | vs. Tulsa        | RF        | 0       | 7      | 0    | 2-2   | 4-3   | W, 4-3   |
| 98   | Logan Porter (8)        | 82 - 7/13/2022 | @ Corpus Christi | LF        | 0       | 4      | 1    | 2-0   | 3-2   | L, 10-3  |
| 99   | Tyler Gentry (8)        | 83 - 7/14/2022 | @ Corpus Christi | LF        | 0       | 8      | 2    | 1-1   | 2-12  | L, 16-3  |
| 100  | Nick Loftin (11)        | 84 - 7/15/2022 | @ Corpus Christi | LF        | 0       | 3      | 0    | 3-1   | 3-5   | W, 9-5   |
| 101  | Logan Porter (9)        | 84 - 7/15/2022 | @ Corpus Christi | LF        | 0       | 5      | 2    | 2-1   | 4-5   | W, 9-5   |
| 102  | CJ Alexander (1)        | 85 - 7/16/2022 | @ Corpus Christi | LCF       | 0       | 2      | 0    | 0-0   | 3-2   | L, 12-7  |
| 103  | Jake Means (7)          | 85 - 7/16/2022 | @ Corpus Christi | LF        | 0       | 2      | 0    | 0-0   | 4-2   | L, 12-7  |
| 104  | Tyler Gentry (9)        | 86 - 7/17/2022 | @ Corpus Christi | LF        | 1       | 1      | 1    | 1-0   | 2-0   | W, 16-7  |
| 105  | Robbie Glendinning (15) | 86 - 7/17/2022 | @ Corpus Christi | LCF       | 3       | 8      | 1    | 0-2   | 12-2  | W, 16-7  |



# HOME RUN BREAKDOWN

| PLAYER             | 2022 TOTAL | HOME ROAD |           | RHP LHP   |           | OUTS      |           |           | RUNNERS ON |            |           |          | DIRECTION |           |          |           |           | LAST    |                    |            |     |     |
|--------------------|------------|-----------|-----------|-----------|-----------|-----------|-----------|-----------|------------|------------|-----------|----------|-----------|-----------|----------|-----------|-----------|---------|--------------------|------------|-----|-----|
|                    |            | HOME      | ROAD      | 0         | 1         | 2         | SOLO      | 2-RUN     | 3-RUN      | GRAND SLAM | LF        | LCF      | CF        | RCF       | RF       | DATE      | OPP       | KIND    | INN                | PA SINCE   |     |     |
| Robbie Glendinning | 15         | 6         | 9         | 11        | 4         | 4         | 5         | 6         | 7          | 5          | 2         | 1        | 4         | 8         | -        | 1         | 2         | July 17 | @ Corpus Christi   | Grand Slam | ▲ 8 | 1   |
| Seuly Matias       | 13         | 5         | 8         | 10        | 3         | 6         | 3         | 4         | 8          | 4          | 1         | -        | 7         | 4         | 1        | 1         | -         | June 28 | @ Amarillo         | 2-Run      | ▲ 9 | 61  |
| Nick Loftin        | 11         | 1         | 10        | 6         | 5         | 3         | 5         | 3         | 6          | 4          | -         | 1        | 4         | 7         | -        | -         | -         | July 15 | @ Corpus Christi   | Solo       | ▲ 3 | 14  |
| Tyler Gentry       | 9          | 4         | 6         | 7         | 2         | 2         | 5         | 2         | 4          | 3          | 2         | -        | 2         | 4         | -        | 1         | 2         | July 17 | @ Corpus Christi   | 2-Run      | ▲ 1 | 5   |
| Logan Porter       | 9          | 5         | 4         | 7         | 2         | 3         | 4         | 2         | 7          | 2          | -         | -        | 6         | 1         | 1        | 1         | -         | July 15 | @ Corpus Christi   | Solo       | ▲ 5 | 12  |
| John Rave          | 9          | 2         | 7         | 7         | 2         | 2         | 5         | 2         | 2          | 4          | 2         | 1        | 1         | 2         | -        | 1         | 5         | July 6  | vs. Tulsa          | 2-Run      | ▼ 3 | 16  |
| Michael Massey     | 9          | 3         | 6         | 7         | 2         | 3         | 5         | 1         | 3          | 3          | 2         | 1        | 1         | 1         | 1        | 4         | 2         | June 10 | @ Tulsa            | 2-Run      | ▲ 3 |     |
| Jake Means         | 7          | 3         | 4         | 5         | 2         | 5         | -         | 2         | 4          | 2          | 1         | -        | 4         | 2         | -        | 1         | -         | July 16 | @ Corpus Christi   | Solo       | ▲ 2 | 6   |
| Tucker Bradley     | 6          | 2         | 4         | 6         | -         | 3         | 1         | 2         | 2          | 1          | 1         | 2        | 1         | 1         | 1        | 2         | 1         | June 5  | vs. Corpus Christi | 2-Run      | ▼ 4 | 131 |
| Sebastian Rivero   | 4          | 4         | -         | 4         | -         | 2         | -         | 2         | 2          | 2          | -         | -        | 3         | -         | -        | 1         | -         | June 25 | vs. Springfield    | 2-Run      | ▼ 8 | 32  |
| Nate Eaton         | 4          | 1         | 3         | 4         | -         | 2         | 2         | -         | 4          | -          | -         | -        | 2         | 2         | -        | -         | -         | May 25  | @ Midland          | Solo       | ▲ 5 |     |
| Maikel Garcia      | 3          | 1         | 2         | 2         | 1         | 1         | 1         | 1         | 2          | -          | 1         | -        | 1         | 2         | -        | -         | -         | July 2  | @ Amarillo         | Solo       | ▲ 5 | 25  |
| Brheth Bewley      | 2          | 1         | 1         | 2         | -         | 2         | -         | -         | 1          | 1          | -         | -        | 1         | 1         | -        | -         | -         | June 23 | vs. Springfield    | 2-Run      | ▼ 3 | 32  |
| Ryan Grotjohn      | 2          | 2         | -         | 2         | -         | -         | 1         | 1         | -          | 2          | -         | -        | 1         | -         | -        | 1         | -         | June 5  | vs. Corpus Christi | 2-Run      | ▼ 8 |     |
| CJ Alexander       | 1          | -         | 1         | 1         | -         | 1         | -         | -         | 1          | -          | -         | -        | -         | 1         | -        | -         | -         | July 16 | @ Corpus Christi   | Solo       | ▲ 2 | 9   |
| Tyler Cropley      | 1          | 1         | -         | -         | 1         | -         | -         | 1         | 1          | -          | -         | -        | 1         | -         | -        | -         | -         | July 4  | vs. Tulsa          | Solo       | ▼ 6 | 8   |
|                    | <b>105</b> | <b>41</b> | <b>65</b> | <b>81</b> | <b>24</b> | <b>39</b> | <b>37</b> | <b>29</b> | <b>54</b>  | <b>33</b>  | <b>12</b> | <b>6</b> | <b>39</b> | <b>36</b> | <b>4</b> | <b>14</b> | <b>12</b> |         |                    |            |     |     |

## INNING DISTRIBUTION

| 1st Inning | 2nd Inning | 3rd Inning | 4th Inning | 5th Inning | 6th Inning | 7th Inning | 8th Inning | 9th Inning | 10th Inning | 11th Inning |
|------------|------------|------------|------------|------------|------------|------------|------------|------------|-------------|-------------|
| 9          | 19         | 18         | 9          | 12         | 9          | 10         | 11         | 6          | 1           | 1           |

## NOTABLE NATURALS HOME RUNS

| BACK-TO-BACK HOMERS (3)        |                             | 2-HOMER GAMES (4)          |                      | 3-HOMER GAMES (0)    |                      | GRAND SLAMS (6)          |                             |
|--------------------------------|-----------------------------|----------------------------|----------------------|----------------------|----------------------|--------------------------|-----------------------------|
| PLAYERS                        | DATE/OPPONENT (INN.)        | PLAYER (CAREER NO.)        | DATE/OPPONENT        | PLAYER (CAREER NO.)  | DATE/OPPONENT        | PLAYER (CAREER NO.)      | DATE/OPPONENT (INN.)        |
| Brheth Bewley & Tucker Bradley | 5/5 @ Springfield (6th)     | Sebastian Rivero (1st)     | 4/27 vs. Amarillo    |                      |                      | Nick Loftin (2nd)        | 4/22 @ Frisco (2nd)         |
| Nick Loftin & Tyler Gentry     | 6/29 @ Amarillo (1st)       | Seuly Matias (9th)         | 6/28 @ Amarillo      |                      |                      | Tucker Bradley (1st)     | 4/23 @ Frisco (5th)         |
| CJ Alexander & Jake Means      | 7/16 @ Corpus Christi (2nd) | Tyler Gentry (2nd)         | 6/29 @ Amarillo      |                      |                      | Tucker Bradley (2nd)     | 5/13 vs. Wichita (5th)      |
|                                |                             | Robbie Glendinning (1st)   | 7/3 @ Amarillo       |                      |                      | Michael Massey (2nd)     | 5/24 @ Midland (7th)        |
|                                |                             |                            |                      |                      |                      | John Rave (2nd)          | 6/28 @ Amarillo (1st)       |
|                                |                             |                            |                      |                      |                      | Robbie Glendinning (2nd) | 7/17 @ Corpus Christi (8th) |
| LEADOFF HOMERS (1)             |                             | INSIDE-THE PARK HOMERS (0) |                      | PINCH-HIT HOMERS (0) |                      | WALK-OFF HOMERS (1)      |                             |
| PLAYER (CAREER NO.)            | DATE/OPPONENT               | PLAYER (CAREER NO.)        | DATE/OPPONENT (INN.) | PLAYER (CAREER NO.)  | DATE/OPPONENT (INN.) | PLAYER (CAREER NO.)      | DATE/OPPONENT               |
| Maikel Garcia (2nd)            | 6/17 vs. Arkansas           |                            |                      |                      |                      | Seuly Matias             | 6/4 vs. Corpus Christi      |

| HOME RUN SITUATION  | # OF | DATE OF LAST             | BATTER ('22 HR #) | PITCHER        | COUNT | RUNNERS ON | OUTS | INNING | SCORE @ HR | FINAL       |
|---------------------|------|--------------------------|-------------------|----------------|-------|------------|------|--------|------------|-------------|
| GO-AHEAD HOME RUN   | 26   | July 16 @ Corpus Christi | CJ Alexander (1)  | Misael Tamarez | 0-0   | 0          | 0    | ▲ 2    | 3-2        | L, 12-7     |
| GAME-TYING HOME RUN | 7    | July 4 vs. Tulsa         | Tyler Cropley (1) | Alec Gamboa    | 2-2   | 0          | 2    | ▼ 6    | 5-5        | W, 7-6 (10) |

## NOTABLE OPPOSING HOME RUNS

| BACK-TO-BACK HOMERS (2)        |                        | 2-HOMER GAMES (5)          |                      | 3-HOMER GAMES (0)    |                      | GRAND SLAMS (3)     |                             |
|--------------------------------|------------------------|----------------------------|----------------------|----------------------|----------------------|---------------------|-----------------------------|
| PLAYERS                        | DATE/OPPONENT (INN.)   | PLAYER (CAREER NO.)        | DATE/OPPONENT        | PLAYER (CAREER NO.)  | DATE/OPPONENT        | PLAYER              | DATE/OPPONENT (INN.)        |
| Leandro Cedeño & Jorge Barrosa | 5/1 vs. Amarillo (8th) | Dio Arias (1st)            | 4/21 @ Frisco        |                      |                      | Justin Foscue       | 4/21 @ Frisco (3rd)         |
| Alex Isola & Andrew Bechtold   | 5/10 vs. Wichita (4th) | Leandro Cedeño (4th)       | 4/30 vs. Amarillo    |                      |                      | Leandro Cedeño      | 6/30 @ Amarillo (8th)       |
|                                |                        | Andy Pages (8th)           | 6/7 @ Tulsa          |                      |                      | Wilyer Abreu        | 7/14 @ Corpus Christi (8th) |
|                                |                        | Joe Rizzo (3rd)            | 6/14 vs. Arkansas    |                      |                      |                     |                             |
|                                |                        | Cade Marlowe (3rd)         | 6/17 vs. Arkansas    |                      |                      |                     |                             |
| LEADOFF HOMERS (3)             |                        | INSIDE-THE PARK HOMERS (0) |                      | PINCH-HIT HOMERS (0) |                      | WALK-OFF HOMERS (0) |                             |
| PLAYER                         | DATE/OPPONENT          | PLAYER                     | DATE/OPPONENT (INN.) | PLAYER               | DATE/OPPONENT (INN.) | PLAYER              | DATE/OPPONENT               |
| Jonathan Ornelas               | 4/24 @ Frisco          |                            |                      |                      |                      |                     |                             |
| Jorge Barrosa                  | 7/3 @ Amarillo         |                            |                      |                      |                      |                     |                             |
| Jonny DeLuca                   | 7/6 vs. Tulsa          |                            |                      |                      |                      |                     |                             |


**AFTER-INNING RECORDS**

|                 | LEADING | TRAILING | TIED  |
|-----------------|---------|----------|-------|
| AFTER 1 INNING  | 13-9    | 10-19    | 13-20 |
| AFTER 2 INNINGS | 16-10   | 12-24    | 9-13  |
| AFTER 3 INNINGS | 23-12   | 8-26     | 6-9   |
| AFTER 4 INNINGS | 23-10   | 7-30     | 7-7   |
| AFTER 5 INNINGS | 27-8    | 6-35     | 4-4   |
| AFTER 6 INNINGS | 29-8    | 4-35     | 4-4   |
| AFTER 7 INNINGS | 32-3    | 1-40     | 2-4   |
| AFTER 8 INNINGS | 32-0    | 1-42     | 2-5   |

**NATURALS BIG INNINGS**

| DATE                 | INNING     | RUNS |
|----------------------|------------|------|
| 1. 6/28 @Tulsa       | 9th Inning | 8    |
| 6/10 @Tulsa          | 7th Inning | 8    |
| 4/12 vs. Wichita     | 1st Inning | 8    |
| 4. 6/18 vs. Arkansas | 2nd Inning | 7    |
| 4/27 vs. Amarillo    | 4th Inning | 7    |
| 6. 5/27 @Midland     | 2nd Inning | 6    |
| 5/4 @Springfield     | 9th Inning | 6    |

**SCORE BY INNINGS**

|                   | 1          | 2        | 3         | 4         | 5         | 6          | 7        | 8          | 9         | 10       | 11+       | TOTAL      |
|-------------------|------------|----------|-----------|-----------|-----------|------------|----------|------------|-----------|----------|-----------|------------|
| Naturals          | 53         | 57       | 87        | 50        | 70        | 32         | 77       | 41         | 50        | 7        | 4         | <b>528</b> |
| Opponents         | 71         | 55       | 76        | 37        | 54        | 79         | 72       | 55         | 22        | 6        | 5         | <b>532</b> |
| <b>Difference</b> | <b>-18</b> | <b>2</b> | <b>11</b> | <b>13</b> | <b>16</b> | <b>-47</b> | <b>5</b> | <b>-14</b> | <b>28</b> | <b>1</b> | <b>-1</b> | <b>-4</b>  |

**SCORE BY INNINGS V. SPRINGFIELD**

|                                   | 1         | 2          | 3        | 4        | 5        | 6          | 7        | 8        | 9         | 10       | 11+      | TOTAL      |
|-----------------------------------|-----------|------------|----------|----------|----------|------------|----------|----------|-----------|----------|----------|------------|
| Naturals                          | 4         | 6          | 15       | 5        | 17       | 7          | 14       | 9        | 15        | 0        | 0        | <b>92</b>  |
| Cardinals                         | 13        | 23         | 15       | 3        | 9        | 27         | 11       | 7        | 5         | 0        | 0        | <b>113</b> |
| <b>vs. Springfield Difference</b> | <b>-9</b> | <b>-17</b> | <b>0</b> | <b>2</b> | <b>8</b> | <b>-20</b> | <b>3</b> | <b>2</b> | <b>10</b> | <b>0</b> | <b>0</b> | <b>-21</b> |

**MULTI-RUN INNINGS**

|           | 2  | 3  | 4  | 5  | 6 | 7 | 8 | 9 | 10+ | TOTAL      |
|-----------|----|----|----|----|---|---|---|---|-----|------------|
| Naturals  | 58 | 38 | 23 | 5  | 2 | 2 | 3 | - | -   | <b>131</b> |
| Opponents | 72 | 21 | 18 | 11 | 4 | 4 | - | - | 1   | <b>131</b> |

**RECORD BY RUNS SCORED/ALLOWED**

| RUNS    | 0   | 1   | 2   | 3   | 4   | 5   | 6   | 7   | 8   | 9   | 10  | 11+  |
|---------|-----|-----|-----|-----|-----|-----|-----|-----|-----|-----|-----|------|
| SCORED  | 0-2 | 0-7 | 0-8 | 1-8 | 3-8 | 1-6 | 2-3 | 6-2 | 5-0 | 6-0 | 3-1 | 12-2 |
| ALLOWED | 5-0 | 0-0 | 3-4 | 6-2 | 6-3 | 8-8 | 6-4 | 3-5 | 1-3 | 0-3 | 0-4 | 0-13 |

**RECORD BY MARGIN OF VICTORY/DEFEAT**

| 1 Run | 2 Runs | 3 Runs | 4 Runs | 5 Runs | 6 Runs | 7 Runs | 8 Runs | 9 Runs | 10+ Runs |
|-------|--------|--------|--------|--------|--------|--------|--------|--------|----------|
| 4-17  | 3-4    | 8-6    | 5-3    | 3-5    | 3-5    | 2-2    | 4-0    | 4-1    | 2-5      |

**2022 WALK-OFF TRACKER**

| GAME #    | DATE          | OPPONENT                  | FINAL (INN.)       | PLAYER              | WINNING RUN         | PITCHER                 | HOW                                     | OUTS     | COUNT      |
|-----------|---------------|---------------------------|--------------------|---------------------|---------------------|-------------------------|---|----------|------------|
| 33        | May 18        | @ Arkansas                | L, 7-5 (10)        | Zach DeLoach        | Jack Larsen         | Walter Pennington       | RBI single to right field               | 2        | 0-1        |
| 41        | May 26        | @ Midland                 | L, 2-1 (10)        | Shane Selman        | Logan Davidson      | Zack Phillips           | RBI single to right-center field        | 2        | 2-2        |
| <b>49</b> | <b>June 4</b> | <b>vs. Corpus Christi</b> | <b>W, 6-5 (10)</b> | <b>Seuly Matias</b> | <b>Seuly Matias</b> | <b>Devin Conn</b>       | <b>2-run home run to left field</b>     | <b>2</b> | <b>1-1</b> |
| 71        | June 30       | @ Amarillo                | L, 5-4             | Andy Yerzy          | Tim Tawa            | Yefri Del Rosario       | Sacrifice fly to right field            | 2        | 0-1        |
| <b>75</b> | <b>July 4</b> | <b>vs. Tulsa</b>          | <b>W, 7-6 (10)</b> | <b>Seuly Matias</b> | <b>John Rave</b>    | <b>Guillermo Zuniga</b> | <b>RBI single to right-center field</b> | <b>0</b> | <b>1-2</b> |

*Bold Indicates Naturals Walk-off*
**2022 NATURALS EJECTIONS (4)**

| DATE                      | INNING | WHO                     | WHY         | UMPIRE               |
|---------------------------|--------|-------------------------|-------------|----------------------|
| June 2 vs. Corpus Christi | ▼ 7    | Robbie Glendinning (1B) | Arguing     | Steven Rios Jr. (HP) |
| June 3 vs. Corpus Christi | ▼ 5    | Michael Massey (DH)     | Arguing     | Mike Carroll (HP)    |
| June 24 vs. Springfield   | ▼ 3    | Seuly Matias (RF)       | Arguing     | Pete Talkington (HP) |
| July 17 @ Corpus Christi  | ▲ 3    | Jake Means (2B)         | Instigating | Ty Krauss (HP)       |

**2022 NATURALS MONTH BY MONTH**
**HITTING**

| MONTH        | AVG         | G         | AB          | R          | H          | TB          | 2B         | 3B        | HR         | RBI        | BB         | IBB      | SO         | SB         | CS        | OBP         | SLG         | OPS         | SAC       | SF        | HBP       | GDP       | LOB        |
|--------------|-------------|-----------|-------------|------------|------------|-------------|------------|-----------|------------|------------|------------|----------|------------|------------|-----------|-------------|-------------|-------------|-----------|-----------|-----------|-----------|------------|
| APRIL        | .261        | 20        | 690         | 126        | 180        | 291         | 37         | 4         | 22         | 112        | 97         | 1        | 183        | 32         | 5         | .357        | .422        | .779        | 4         | 9         | 11        | 14        | 151        |
| MAY          | .285        | 25        | 892         | 160        | 254        | 406         | 53         | 6         | 29         | 151        | 94         | 3        | 222        | 31         | 7         | .353        | .455        | .808        | 8         | 15        | 9         | 18        | 190        |
| JUNE         | .232        | 26        | 848         | 139        | 197        | 345         | 43         | 0         | 35         | 128        | 112        | 0        | 246        | 32         | 6         | .335        | .407        | .742        | 4         | 7         | 22        | 16        | 175        |
| JULY         | .275        | 15        | 517         | 103        | 142        | 237         | 34         | 2         | 19         | 92         | 84         | 1        | 155        | 25         | 7         | .378        | .458        | .836        | 3         | 8         | 7         | 9         | 119        |
| AUGUST       |             |           |             |            |            |             |            |           |            |            |            |          |            |            |           |             |             |             |           |           |           |           |            |
| SEPTEMBER    |             |           |             |            |            |             |            |           |            |            |            |          |            |            |           |             |             |             |           |           |           |           |            |
| <b>TOTAL</b> | <b>.263</b> | <b>86</b> | <b>2947</b> | <b>528</b> | <b>774</b> | <b>1280</b> | <b>167</b> | <b>12</b> | <b>105</b> | <b>483</b> | <b>387</b> | <b>5</b> | <b>806</b> | <b>120</b> | <b>25</b> | <b>.354</b> | <b>.434</b> | <b>.788</b> | <b>19</b> | <b>39</b> | <b>49</b> | <b>57</b> | <b>635</b> |

**PITCHING**

| MONTH        | W         | L         | ERA         | G         | GS        | CG       | SHO      | GF        | HLD      | SV        | SVO       | IP           | H          | R          | ER         | HR         | HB        | BB         | SO         | WP        | BK        | WHIP        | AVG         |
|--------------|-----------|-----------|-------------|-----------|-----------|----------|----------|-----------|----------|-----------|-----------|--------------|------------|------------|------------|------------|-----------|------------|------------|-----------|-----------|-------------|-------------|
| APRIL        | 9         | 11        | 5.98        | 20        | 20        | 0        | 0        | 20        | 3        | 3         | 5         | 179.0        | 194        | 127        | 119        | 25         | 11        | 87         | 158        | 17        | 1         | 1.57        | .276        |
| MAY          | 13        | 12        | 4.43        | 25        | 25        | 0        | 2        | 25        | 4        | 3         | 6         | 219.1        | 197        | 120        | 108        | 25         | 12        | 123        | 249        | 9         | 1         | 1.46        | .239        |
| JUNE         | 10        | 16        | 6.17        | 26        | 26        | 1        | 3        | 25        | 2        | 2         | 4         | 227.2        | 242        | 174        | 156        | 33         | 17        | 136        | 248        | 11        | 6         | 1.66        | .270        |
| JULY         | 6         | 9         | 6.85        | 15        | 15        | 0        | 0        | 15        | 0        | 2         | 3         | 130.0        | 165        | 111        | 99         | 26         | 16        | 78         | 134        | 10        | 2         | 1.87        | .305        |
| AUGUST       |           |           |             |           |           |          |          |           |          |           |           |              |            |            |            |            |           |            |            |           |           |             |             |
| SEPTEMBER    |           |           |             |           |           |          |          |           |          |           |           |              |            |            |            |            |           |            |            |           |           |             |             |
| <b>TOTAL</b> | <b>38</b> | <b>48</b> | <b>5.74</b> | <b>86</b> | <b>86</b> | <b>1</b> | <b>5</b> | <b>85</b> | <b>9</b> | <b>10</b> | <b>18</b> | <b>756.0</b> | <b>798</b> | <b>532</b> | <b>482</b> | <b>109</b> | <b>56</b> | <b>424</b> | <b>789</b> | <b>47</b> | <b>10</b> | <b>1.62</b> | <b>.269</b> |



|                  |       |
|------------------|-------|
| <b>HOME/AWAY</b> |       |
| Home Games.....  | 15-26 |
| Away Games.....  | 23-21 |

|                |       |
|----------------|-------|
| <b>MONTH</b>   |       |
| April.....     | 9-11  |
| May.....       | 13-12 |
| June.....      | 10-16 |
| July.....      | 6-9   |
| August.....    |       |
| September..... |       |

|                         |      |
|-------------------------|------|
| <b>OPPONENT</b>         |      |
| vs. Amarillo.....       | 5-7  |
| vs. Arkansas.....       | 5-7  |
| vs. Corpus Christi..... | 4-8  |
| vs. Frisco.....         | 4-2  |
| vs. Midland.....        | 4-2  |
| vs. San Antonio.....    |      |
| vs. Springfield.....    | 5-10 |
| vs. Tulsa.....          | 7-5  |
| vs. Wichita.....        | 4-7  |

|                        |      |
|------------------------|------|
| <b>DAY OF THE WEEK</b> |      |
| on Monday.....         | 1-0  |
| on Tuesday.....        | 5-8  |
| on Wednesday.....      | 6-7  |
| on Thursday.....       | 4-11 |
| on Friday.....         | 7-8  |
| on Saturday.....       | 7-8  |
| on Sunday.....         | 8-6  |

|                                |       |
|--------------------------------|-------|
| <b>PITCHING</b>                |       |
| vs. Left-Handed Starter.....   | 8-3   |
| vs. Right-Handed Starter.....  | 30-45 |
| WITH Left-Handed Starter.....  | 31-28 |
| WITH Right-Handed Starter..... | 7-20  |

|                             |               |
|-----------------------------|---------------|
| <b>SCORING</b>              |               |
| 1-Run Games.....            | 4-17          |
| 2-Run Games.....            | 3-4           |
| 3-4-Run Games.....          | 14-9          |
| 5+ Run Games.....           | 17-17         |
| Extra Innings.....          | 3-4           |
| Shutouts.....               | 5-2           |
| Doubleheaders.....          | 2-0 (1 Sweep) |
| Scoring 0-2 Runs.....       | 0-17          |
| 3-5 Runs.....               | 5-22          |
| 6-9 Runs.....               | 19-5          |
| 10+ Runs.....               | 14-4          |
| Opponent 0-2 Runs.....      | 8-3           |
| 3-5 Runs.....               | 20-14         |
| 6-9 Runs.....               | 10-15         |
| 10+ Runs.....               | 0-16          |
| Scored in 1st Inning.....   | 16-11         |
| Opponent scored in 1st..... | 13-22         |
| Scores first.....           | 24-16         |
| Opponent scores first.....  | 14-32         |

|                                |       |
|--------------------------------|-------|
| <b>HITTING</b>                 |       |
| Naturals 0-5 hits.....         | 3-13  |
| 6-9 hits.....                  | 10-24 |
| 10+ hits.....                  | 25-11 |
| Opponent 0-5 hits.....         | 10-2  |
| 6-9 hits.....                  | 18-15 |
| 10+ hits.....                  | 10-31 |
| Hit 0 home runs.....           | 8-20  |
| 1 home run.....                | 10-17 |
| 2 home runs.....               | 12-6  |
| 3+ home runs.....              | 8-5   |
| Opponent hit 0 home runs.....  | 14-10 |
| 1 home run.....                | 13-17 |
| 2 home runs.....               | 8-12  |
| 3+ home runs.....              | 3-9   |
| Out-hit opponent.....          | 31-8  |
| Out-hit by opponent.....       | 3-37  |
| Hits are tied.....             | 4-3   |
| Leave 0-5 runners on base..... | 9-10  |
| 6-9 on base.....               | 21-29 |
| 10+ on base.....               | 8-9   |

|                             |       |
|-----------------------------|-------|
| <b>FIELDING</b>             |       |
| Made 0 errors.....          | 25-20 |
| 1 error.....                | 9-11  |
| 2+ errors.....              | 4-17  |
| Opponent made 0 errors..... | 11-20 |
| 1 error.....                | 17-15 |
| 2+ errors.....              | 10-13 |

TEAM HIGHS

|   |                                 |  |
|---|---------------------------------|--|
| LONGEST WIN STREAK.....                             | 4 Games.....                    | May 21-22, 24-25   |
| LONGEST LOSING STREAK.....                          | 6 Games.....                    | June 21-26   |
| LONGEST HOME WINNING STREAK.....                    | 2 Games (4x).....               | Last: July 4-6   |
| LONGEST HOME LOSING STREAK.....                     | 6 Games.....                    | June 21-26   |
| LONGEST ROAD WINNING STREAK.....                    | 4 Games.....                    | Last: May 21-22, 24-25   |
| LONGEST ROAD LOSING STREAK.....                     | 4 Games (2x).....               | June 28 @ Amarillo, 20-6 W                                     |
| LARGEST MARGIN OF VICTORY.....                      | 14 Runs.....                    | June 16 vs. Arkansas, 18-3 L                                   |
| LARGEST MARGIN OF DEFEAT.....                       | 15 Runs.....                    | April 26 vs. Amarillo, 6-5 L                                   |
| LONGEST GAME, INNINGS.....                          | 11 Innings.....                 | April 8 @ Springfield, 11-8 W                                  |
| LONGEST GAME, TIME.....                             | 3:55.....                       | April 8 @ Springfield, 11-8 W                                  |
| LONGEST 9-INNING GAME, TIME (PRE-PITCH CLOCK).....  | 3:55.....                       | June 16 vs. Arkansas, 18-3 L                                   |
| LONGEST 9-INNING GAME, TIME (POST-PITCH CLOCK)..... | 3:12.....                       | May 29 @ Midland, 3-1 L  |
| SHORTEST 9-INNING GAME, TIME.....                   | 1:58.....                       | Game 2 - June 9 @ Tulsa, 3-0 W (7 Innings)                     |
| SHORTEST GAME, TIME.....                            | 1:41.....                       | Last: After the 3rd inning, May 28 @ Midland, 9-7 W (10)       |
| LARGEST COMEBACK WIN.....                           | 4 Runs (4x).....                | After the top of the 5th inning, May 17 @ Arkansas, 7-6 L (10) |
| LARGEST MARGIN OF LEAD SURRENDERED (LOSS).....      | 5 Runs.....                     | June 16 vs. Arkansas, 18-3 L                                   |
| MOST ERRORS, TEAM.....                              | 5.....                          | Last: Maikel Garcia, June 16 vs. Arkansas, 18-3 L              |
| MOST ERRORS, PLAYER.....                            | 2 (2x).....                     | April 30 vs. Amarillo, 7-5 L                                   |
| LARGEST CROWD, HOME.....                            | 5,857.....                      | June 10 @ Tulsa, 13-4 W  |
| LARGEST CROWD, ROAD.....                            | 7,977, ONEOK Field (Tulsa)..... | May 28 @ Midland, 9-7 W (10)                                   |
| WARMEST FIRST PITCH.....                            | 98°.....                        | April 8 @ Springfield, 11-8 W                                  |
| COLDEST FIRST PITCH.....                            | 42°.....                        |  |

OFFENSIVE HIGHS

|   |                       |  |
|---|-----------------------|--|
| MOST RUNS SCORED, GAME.....                 | 20.....               | June 28 @ Amarillo, 20-6 W                                     |
| MOST RUNS SCORED, INNING.....               | 8 (3x).....           | Last: 9th Inning, June 28 @ Amarillo, 20-6 W                   |
| <b>MOST CONSECUTIVE INNINGS SCORED.....</b> | <b>7 (2x) *</b> ..... | <b>Last: 1st through 7th Innings, May 25 @ Midland, 11-3 W</b> |
| FEWEST HITS, GAME.....                      | 2 (2x).....           | Last: April 21 @ Frisco, 12-2 L                                |
| MOST HITS, GAME.....                        | 17 (4x).....          | June 28 @ Amarillo, 20-6 W                                     |
| MOST DOUBLES, GAME.....                     | 7.....                | June 28 @ Amarillo, 20-6 W                                     |
| MOST TRIPLES, GAME.....                     | 1 (12x).....          | Last: July 14 @ Corpus Christi, 16-3 L                         |
| MOST HOME RUNS, GAME.....                   | 5.....                | June 28 @ Amarillo, 20-6 W                                     |
| <b>MOST EXTRA-BASE HITS, GAME.....</b>      | <b>12 *</b> .....     | <b>7 Doubles + 5 Home Runs, June 28 @ Amarillo, 20-6 W</b>     |
| <b>MOST RBI, GAME.....</b>                  | <b>20 ^</b> .....     | <b>June 28 @ Amarillo, 20-6 W</b>                              |
| MOST RUNNERS LOB, GAME.....                 | 12 (2x).....          | Last: May 27 @ Midland, 14-6 W                                 |
| MOST TOTAL BASES, GAME.....                 | 39.....               | June 28 @ Amarillo, 20-6 W                                     |
| MOST WALKS, GAME.....                       | 12.....               | July 17 @ Corpus Christi, 16-7 W                               |
| MOST STRIKEOUTS, GAME.....                  | 17.....               | June 7 @ Tulsa, 5-2 L  |
| FEWEST STRIKEOUTS, GAME.....                | 3 (2x).....           | Last: June 23 vs. Springfield, 11-2 L                          |
| MOST STOLEN BASES, GAME.....                | 6.....                | July 6 vs. Tulsa, 12-4 W                                       |
| MOST HIT BY PITCHES.....                    | 4.....                | June 19 vs. Arkansas, 4-0 W                                    |

INDIVIDUAL OFFENSIVE HIGHS

|                                       |                                 |  |
|---------------------------------------|---------------------------------|--|
| <b>MOST RUNS, GAME.....</b>           | <b>4 (5x) ^</b> .....           | <b>Last: Tyler Gentry, July 17 @ Corpus Christi, 16-7 W</b>        |
| MOST HITS, GAME.....                  | 4 (3x).....                     | Last: Nick Loftin, July 15 @ Corpus Christi, 9-5 W                 |
| <b>MOST DOUBLES, GAME.....</b>        | <b>3, Nick Loftin ^</b> .....   | <b>May 4 @ Springfield, 13-3 W</b>                                 |
| MOST TRIPLES, GAME.....               | 1 (12x).....                    | Last: Seuly Matias, July 14 @ Corpus Christi, 16-3 L               |
| MOST HOME RUNS, GAME.....             | 2 (4x).....                     | Last: Robbie Glendinning, July 3 @ Amarillo, 10-4 W                |
| MOST RBI, GAME.....                   | 6, Seuly Matias.....            | June 28 @ Amarillo, 20-6 W   |
| MOST WALKS, GAME.....                 | 3 (9x).....                     | Last: Nick Loftin & Tyler Gentry, July 17 @ Corpus Christi, 16-7 W |
| MOST STRIKEOUTS, GAME.....            | 4 (4x).....                     | Last: Logan Porter, July 7 vs. Tulsa, 3-0 L                        |
| MOST STOLEN BASES, GAME.....          | 3, Tucker Bradley.....          | July 9 vs. Tulsa, 6-3 W  |
| <b>MOST HIT BY PITCHES, GAME.....</b> | <b>3, Tyler Crolepy ^</b> ..... | <b>June 19 vs. Arkansas, 4-0 W</b>                                 |

PITCHING HIGHS

|                                      |                   |  |
|--------------------------------------|-------------------|--|
| MOST RUNS ALLOWED, GAME.....         | 18.....           | June 16 vs. Arkansas, 18-3 L                 |
| MOST RUNS ALLOWED, INNING.....       | 10.....           | 6th Inning, July 14 @ Corpus Christi, 16-3 L |
| FEWEST HITS ALLOWED, GAME.....       | 2.....            | June 2 vs. Corpus Christi, 8-2 W             |
| MOST HITS ALLOWED, GAME.....         | 18.....           | July 14 @ Corpus Christi, 16-3 L             |
| <b>FEWEST STRIKEOUTS, GAME.....</b>  | <b>0 ^</b> .....  | <b>April 10 @ Springfield, 10-5 L</b>        |
| MOST STRIKEOUTS, GAME.....           | 18.....           | June 4 vs. Corpus Christi, 6-5 W (10)        |
| FEWEST WALKS ALLOWED, GAME.....      | 0 (2x).....       | Last: June 11 @ Tulsa, 9-4 L                 |
| <b>MOST WALKS ALLOWED, GAME.....</b> | <b>16 *</b> ..... | <b>June 5 vs. Corpus Christi, 17-4 L</b>     |
| MOST HOME RUNS ALLOWED, GAME.....    | 5.....            | June 17 vs. Arkansas, 13-2 L                 |

INDIVIDUAL PITCHING HIGHS

|  |   |  |
|--|---|--|
| MOST RUNS ALLOWED, GAME.....             | 9, Noah Murdock.....                              | July 16 @ Corpus Christi, 13-7 L                         |
| MOST EARNED RUNS ALLOWED, GAME.....      | 9, Noah Murdock.....                              | July 16 @ Corpus Christi, 13-7 L                         |
| FEWEST HITS ALLOWED, GAME (STARTER)..... | 0 (2x).....                                       | Last: Asa Lacy (0.2 IP), July 15 @ Corpus Christi, 9-5 W |
| MOST HITS ALLOWED, GAME.....             | 10 (2x).....                                      | Last: Angel Zerpa, June 24 vs. Springfield, 7-1          |
| MOST HOME RUNS ALLOWED, GAME.....        | 4.....  | July 2 @ Amarillo, 13-12 L                               |
| MOST STRIKEOUTS.....                     | 10 (4x).....                                      | Last: Angel Zerpa, June 4 vs. Corpus Christi, 6-5 W (10) |
| <b>MOST CONSECUTIVE STRIKEOUTS.....</b>  | <b>8, Alec Marsh (2nd to 4th Innings) *</b> ..... | <b>May 19 @ Arkansas, 5-0 L</b>                          |
| MOST WALKS ALLOWED, GAME.....            | 6 (2x).....                                       | Last: Alec Marsh, July 10 vs. Tulsa, 6-3 L               |
| MOST INNINGS PITCHED, STARTER.....       | 7.0 (4x).....                                     | Last: Angel Zerpa, June 30 @ Amarillo, 5-4 L             |
| MOST PITCHES THROWN, STARTER.....        | 101, Dante Biasi.....                             | July 17 @ Corpus Christi, 16-7 W                         |
| MOST INNINGS PITCHED, RELIEVER.....      | 4.2, Anthony Veneziano.....                       | May 14 vs. Wichita, 7-6 L                                |
| MOST PITCHES THROWN, RELIEVER.....       | 74, Dante Biasi.....                              | May 21 @ Arkansas, W, 11-4 (8)                           |

^ Indicates All-Time Naturals Record Tied

\* Indicates All-Time Naturals Record Set







| DATE | OPPONENT         | RESULT         | 1              | 2              | 3                  | 4                  | 5                  | 6                  | 7                  | 8                  | 9                 |
|------|------------------|----------------|----------------|----------------|--------------------|--------------------|--------------------|--------------------|--------------------|--------------------|-------------------|
| 4/8  | @ Springfield    | W, 11-8        | Maikel Garcia  | Nick Loftin    | Michael Massey     | Seuly Matias       | Sebastian Rivero   | Robbie Glendinning | Nate Eaton         | Jake Means         | John Rave         |
| 4/9  | @ Springfield    | L, 14-11       | Maikel Garcia  | Nick Loftin    | Michael Massey     | Seuly Matias       | Sebastian Rivero   | Robbie Glendinning | Nate Eaton         | Jake Means         | John Rave         |
| 4/10 | @ Springfield    | L, 10-5        | Maikel Garcia  | John Rave      | Michael Massey     | Seuly Matias       | Nate Eaton         | Ryan Grotjohn      | Jake Means         | Tyler Cropley      | Tucker Bradley    |
| 4/12 | WICHITA          | W, 8-6         | Maikel Garcia  | Nick Loftin    | Michael Massey     | Seuly Matias       | Sebastian Rivero   | John Rave          | Nate Eaton         | Jake Means         | Tucker Bradley    |
| 4/13 | WICHITA          | W, 9-5         | Maikel Garcia  | Nick Loftin    | Michael Massey     | Seuly Matias       | Sebastian Rivero   | John Rave          | Robbie Glendinning | Logan Porter       | Tucker Bradley    |
| 4/14 | WICHITA          | L, 7-1         | Maikel Garcia  | Nick Loftin    | John Rave          | Jake Means         | Sebastian Rivero   | Nate Eaton         | Robbie Glendinning | Logan Porter       | Ryan Grotjohn     |
| 4/15 | WICHITA          | L, 4-2         | Maikel Garcia  | Nick Loftin    | Michael Massey     | Seuly Matias       | Nate Eaton         | Jake Means         | Robbie Glendinning | Tyler Cropley      | Tucker Bradley    |
| 4/16 | WICHITA          | L, 6-5 (10)    | Maikel Garcia  | Nick Loftin    | John Rave          | Jake Means         | Sebastian Rivero   | Nate Eaton         | Ryan Grotjohn      | Logan Porter       | Tucker Bradley    |
| 4/17 | WICHITA          | L, 5-1         | Maikel Garcia  | John Rave      | Michael Massey     | Seuly Matias       | Nate Eaton         | Robbie Glendinning | Logan Porter       | Tyler Cropley      | Tucker Bradley    |
| 4/19 | @ Frisco         | L, 4-3         | Maikel Garcia  | Nick Loftin    | Michael Massey     | Seuly Matias       | Sebastian Rivero   | Nate Eaton         | Robbie Glendinning | Jake Means         | John Rave         |
| 4/20 | @ Frisco         | W, 7-2         | Maikel Garcia  | Nick Loftin    | Michael Massey     | Seuly Matias       | Sebastian Rivero   | Nate Eaton         | Robbie Glendinning | Logan Porter       | John Rave         |
| 4/21 | @ Frisco         | L, 12-2        | Maikel Garcia  | Nick Loftin    | Michael Massey     | Seuly Matias       | John Rave          | Robbie Glendinning | Logan Porter       | Jake Means         | Tucker Bradley    |
| 4/22 | @ Frisco         | W, 11-2        | Maikel Garcia  | Nick Loftin    | Michael Massey     | Seuly Matias       | Nate Eaton         | Sebastian Rivero   | Robbie Glendinning | Jake Means         | Tucker Bradley    |
| 4/23 | @ Frisco         | W, 12-4        | Maikel Garcia  | Nick Loftin    | Michael Massey     | Seuly Matias       | John Rave          | Sebastian Rivero   | Nate Eaton         | Jake Means         | Tucker Bradley    |
| 4/24 | @ Frisco         | W, 4-3         | Nick Loftin    | John Rave      | Michael Massey     | Seuly Matias       | Robbie Glendinning | Robbie Glendinning | Nate Eaton         | Jake Means         | Tucker Bradley    |
| 4/26 | AMARILLO         | W, 6-5 (11)    | Maikel Garcia  | Nick Loftin    | Michael Massey     | Seuly Matias       | Sebastian Rivero   | John Rave          | Gavin Stupienski   | Jake Means         | Nate Eaton        |
| 4/27 | AMARILLO         | W, 12-6        | Maikel Garcia  | Nick Loftin    | Michael Massey     | Seuly Matias       | John Rave          | Sebastian Rivero   | Nate Eaton         | Logan Porter       | Tucker Bradley    |
| 4/28 | AMARILLO         | L, 9-5         | Maikel Garcia  | Nick Loftin    | Michael Massey     | Seuly Matias       | Nate Eaton         | Sebastian Rivero   | Robbie Glendinning | Jake Means         | Tucker Bradley    |
| 4/29 | AMARILLO         | W, 8-7         | Maikel Garcia  | Nick Loftin    | Michael Massey     | Seuly Matias       | Nate Eaton         | John Rave          | Logan Porter       | Jake Means         | Tucker Bradley    |
| 4/30 | AMARILLO         | L, 7-5         | Maikel Garcia  | Nick Loftin    | Michael Massey     | Seuly Matias       | John Rave          | Sebastian Rivero   | Logan Porter       | Ryan Grotjohn      | Tucker Bradley    |
| 5/1  | AMARILLO         | W, 9-5         | Maikel Garcia  | Nate Eaton     | Michael Massey     | Seuly Matias       | John Rave          | Robbie Glendinning | Logan Porter       | Jake Means         | Tucker Bradley    |
| 5/3  | @ Springfield    | L, 12-5        | Maikel Garcia  | Nick Loftin    | Michael Massey     | Seuly Matias       | Sebastian Rivero   | John Rave          | Robbie Glendinning | Jake Means         | John Rave         |
| 5/4  | @ Springfield    | W, 13-3        | Maikel Garcia  | Nick Loftin    | Michael Massey     | Seuly Matias       | Nate Eaton         | Sebastian Rivero   | Robbie Glendinning | Logan Porter       | John Rave         |
| 5/5  | @ Springfield    | W, 9-6         | Maikel Garcia  | Nick Loftin    | Robbie Glendinning | Seuly Matias       | Nate Eaton         | Logan Porter       | Jake Means         | Brhet Bewley       | Tucker Bradley    |
| 5/6  | @ Springfield    | L, 2-1         | Maikel Garcia  | Nick Loftin    | Michael Massey     | Seuly Matias       | Nate Eaton         | Sebastian Rivero   | John Rave          | Robbie Glendinning | Tucker Bradley    |
| 5/7  | @ Springfield    | W, 0           | Maikel Garcia  | Nick Loftin    | Michael Massey     | Seuly Matias       | John Rave          | Logan Porter       | Brhet Bewley       | Jake Means         | Tucker Bradley    |
| 5/8  | @ Springfield    | W, 10-5        | Maikel Garcia  | Nick Loftin    | Michael Massey     | Seuly Matias       | John Rave          | Logan Porter       | Brhet Bewley       | Jake Means         | Tucker Bradley    |
| 5/10 | WICHITA          | W, 7-4         | Maikel Garcia  | Nick Loftin    | Michael Massey     | Seuly Matias       | John Rave          | Nate Eaton         | Robbie Glendinning | Logan Porter       | Tucker Bradley    |
| 5/11 | WICHITA          | L, 4-3         | Maikel Garcia  | John Rave      | Michael Massey     | Seuly Matias       | Nate Eaton         | Robbie Glendinning | Logan Porter       | Jake Means         | Tucker Bradley    |
| 5/12 | WICHITA          | L, 10-4        | Maikel Garcia  | Nick Loftin    | Michael Massey     | Seuly Matias       | Nate Eaton         | Robbie Glendinning | Logan Porter       | Brhet Bewley       | John Rave         |
| 5/13 | WICHITA          | W, 7-0         | Maikel Garcia  | Nick Loftin    | Michael Massey     | Seuly Matias       | John Rave          | Nate Eaton         | Gavin Stupienski   | Jake Means         | Tucker Bradley    |
| 5/14 | WICHITA          | L, 7-6         | Maikel Garcia  | Nick Loftin    | Michael Massey     | Seuly Matias       | Robbie Glendinning | Sebastian Rivero   | Logan Porter       | Jake Means         | Tucker Bradley    |
| 5/15 | WICHITA          | Cancelled/Rain |                |                |                    |                    |                    |                    |                    |                    |                   |
| 5/17 | @ Arkansas       | L, 7-6 (10)    | Maikel Garcia  | Nick Loftin    | Michael Massey     | Seuly Matias       | Nate Eaton         | John Rave          | Robbie Glendinning | Logan Porter       | Tucker Bradley    |
| 5/18 | @ Arkansas       | W, 5-4         | Maikel Garcia  | Nick Loftin    | Michael Massey     | Seuly Matias       | Nate Eaton         | Robbie Glendinning | Logan Porter       | Jake Means         | John Rave         |
| 5/19 | @ Arkansas       | L, 5-0         | Maikel Garcia  | Nate Eaton     | Michael Massey     | Seuly Matias       | Robbie Glendinning | John Rave          | Logan Porter       | Brhet Bewley       | Tucker Bradley    |
| 5/20 | @ Arkansas       | W, 11-4        | Maikel Garcia  | Nick Loftin    | Michael Massey     | Seuly Matias       | Nate Eaton         | John Rave          | Jake Means         | Gavin Stupienski   | Tucker Bradley    |
| 5/21 | @ Arkansas       | W, 11-4 (8)    | Maikel Garcia  | Nick Loftin    | Michael Massey     | Logan Porter       | Nate Eaton         | John Rave          | Robbie Glendinning | Jake Means         | Tucker Bradley    |
| 5/22 | @ Arkansas       | W, 10-5        | Maikel Garcia  | Nick Loftin    | Michael Massey     | Seuly Matias       | Robbie Glendinning | Nate Eaton         | Gavin Stupienski   | Ryan Grotjohn      | John Rave         |
| 5/24 | @ Midland        | W, 8-5         | Maikel Garcia  | Nick Loftin    | Michael Massey     | Seuly Matias       | Nate Eaton         | Seuly Matias       | Logan Porter       | Jake Means         | Tucker Bradley    |
| 5/25 | @ Midland        | W, 11-3        | Maikel Garcia  | Nick Loftin    | Michael Massey     | Seuly Matias       | Nate Eaton         | Seuly Matias       | Logan Porter       | Jake Means         | Tucker Bradley    |
| 5/26 | @ Midland        | L, 2-1 (10)    | Maikel Garcia  | Nick Loftin    | Michael Massey     | Seuly Matias       | Brhet Bewley       | Seuly Matias       | Jake Means         | Ryan Grotjohn      | Tucker Bradley    |
| 5/27 | @ Midland        | W, 14-6        | Maikel Garcia  | Nick Loftin    | Michael Massey     | Seuly Matias       | Logan Porter       | Seuly Matias       | Brhet Bewley       | Jake Means         | Tucker Bradley    |
| 5/28 | @ Midland        | W, 28          | Maikel Garcia  | Brhet Bewley   | Michael Massey     | Seuly Matias       | Logan Porter       | Robbie Glendinning | Ryan Grotjohn      | Jake Means         | Tucker Bradley    |
| 5/29 | @ Midland        | L, 3-1         | Maikel Garcia  | Nick Loftin    | Michael Massey     | Seuly Matias       | Robbie Glendinning | Brhet Bewley       | Gavin Stupienski   | Jake Means         | Tucker Bradley    |
| 5/31 | CORPUS CHRISTI   | L, 8-7         | Maikel Garcia  | Nick Loftin    | Michael Massey     | Seuly Matias       | Logan Porter       | Seuly Matias       | Ryan Grotjohn      | Jake Means         | Tucker Bradley    |
| 6/1  | CORPUS CHRISTI   | L, 6-2         | Maikel Garcia  | Brhet Bewley   | Michael Massey     | Seuly Matias       | Robbie Glendinning | Logan Porter       | Ryan Grotjohn      | Jake Means         | Tucker Bradley    |
| 6/2  | CORPUS CHRISTI   | W, 8-2         | Tucker Bradley | Maikel Garcia  | Michael Massey     | Seuly Matias       | Brhet Bewley       | Seuly Matias       | Gavin Stupienski   | Jake Means         | Parker Bates      |
| 6/3  | CORPUS CHRISTI   | L, 5-4         | Maikel Garcia  | Brhet Bewley   | Michael Massey     | Seuly Matias       | Robbie Glendinning | Logan Porter       | Ryan Grotjohn      | Jake Means         | Parker Bates      |
| 6/4  | CORPUS CHRISTI   | W, 10-5 (10)   | Maikel Garcia  | Tucker Bradley | Tucker Bradley     | Seuly Matias       | Robbie Glendinning | John Rave          | Brhet Bewley       | Jake Means         | Parker Bates      |
| 6/5  | CORPUS CHRISTI   | L, 17-4        | Maikel Garcia  | Tucker Bradley | Michael Massey     | Seuly Matias       | John Rave          | Seuly Matias       | Gavin Stupienski   | Jake Means         | Brhet Bewley      |
| 6/7  | @ Tulsa          | L, 5-2         | Maikel Garcia  | Tucker Bradley | Michael Massey     | Seuly Matias       | Logan Porter       | Nick Loftin        | Robbie Glendinning | Jake Means         | John Rave         |
| 6/8  | @ Tulsa          | Postponed/Rain |                |                |                    |                    |                    |                    |                    |                    |                   |
| 6/9  | @ Tulsa          | W, 5-3 (7)     | Maikel Garcia  | Nick Loftin    | Michael Massey     | Logan Porter       | Robbie Glendinning | Seuly Matias       | John Rave          | Jake Means         | Brhet Bewley      |
| 6/9  | @ Tulsa          | W, 3-0 (7)     | Maikel Garcia  | Nick Loftin    | Michael Massey     | Logan Porter       | John Rave          | Tucker Bradley     | Seuly Matias       | Jake Means         | Ryan Grotjohn     |
| 6/10 | @ Tulsa          | W, 13-4        | Maikel Garcia  | Nick Loftin    | Michael Massey     | Logan Porter       | John Rave          | Seuly Matias       | Tucker Bradley     | Robbie Glendinning | Jake Means        |
| 6/11 | @ Tulsa          | L, 9-4         | Maikel Garcia  | Nick Loftin    | Michael Massey     | Logan Porter       | John Rave          | Seuly Matias       | Robbie Glendinning | Jake Means         | Brhet Bewley      |
| 6/12 | @ Tulsa          | W, 7-3         | Tucker Bradley | Nick Loftin    | Michael Massey     | Robbie Glendinning | John Rave          | Jake Means         | Gavin Stupienski   | Brhet Bewley       | Ryan Grotjohn     |
| 6/14 | ARKANSAS         | W, 7-5         | Maikel Garcia  | Nick Loftin    | John Rave          | Logan Porter       | Tyler Gentry       | Robbie Glendinning | Jake Means         | Tyler Cropley      | Tucker Bradley    |
| 6/15 | ARKANSAS         | L, 5-4         | Maikel Garcia  | Nick Loftin    | John Rave          | Logan Porter       | Tyler Gentry       | Sebastian Rivero   | Robbie Glendinning | Jake Means         | Tucker Bradley    |
| 6/16 | ARKANSAS         | L, 18-3        | Maikel Garcia  | Nick Loftin    | John Rave          | Logan Porter       | Tyler Gentry       | Sebastian Rivero   | Ryan Grotjohn      | Jake Means         | Tucker Bradley    |
| 6/17 | ARKANSAS         | L, 13-2        | Maikel Garcia  | Nick Loftin    | John Rave          | Logan Porter       | Tyler Gentry       | Robbie Glendinning | Ryan Grotjohn      | Tyler Cropley      | Tucker Bradley    |
| 6/18 | ARKANSAS         | W, 9-0         | Maikel Garcia  | Nick Loftin    | Tyler Gentry       | Logan Porter       | John Rave          | Robbie Glendinning | Sebastian Rivero   | Jake Means         | Tucker Bradley    |
| 6/19 | ARKANSAS         | W, 4-0         | Maikel Garcia  | Tucker Bradley | Tucker Bradley     | Seuly Matias       | John Rave          | Jake Means         | Tyler Cropley      | Brhet Bewley       | Ryan Grotjohn     |
| 6/21 | SPRINGFIELD      | L, 5-3         | Maikel Garcia  | Nick Loftin    | Tyler Gentry       | Logan Porter       | John Rave          | Seuly Matias       | Sebastian Rivero   | Robbie Glendinning | Jake Means        |
| 6/22 | SPRINGFIELD      | L, 9-6         | Maikel Garcia  | Nick Loftin    | Tyler Gentry       | Logan Porter       | John Rave          | Seuly Matias       | Robbie Glendinning | Jake Means         | Tucker Bradley    |
| 6/23 | SPRINGFIELD      | L, 11-2        | Maikel Garcia  | Nick Loftin    | Logan Porter       | Seuly Matias       | Robbie Glendinning | Tucker Bradley     | Sebastian Rivero   | Brhet Bewley       | Jake Means        |
| 6/24 | SPRINGFIELD      | L, 7-1         | Maikel Garcia  | Tucker Bradley | Logan Porter       | Tyler Gentry       | Robbie Glendinning | John Rave          | Sebastian Rivero   | Jake Means         | Ryan Grotjohn     |
| 6/25 | SPRINGFIELD      | L, 13-10       | Nick Loftin    | Tucker Bradley | Logan Porter       | Tyler Gentry       | Robbie Glendinning | John Rave          | Seuly Matias       | Brhet Bewley       | Ryan Grotjohn     |
| 6/26 | SPRINGFIELD      | L, 8-2         | Maikel Garcia  | Nick Loftin    | Logan Porter       | Tyler Gentry       | Robbie Glendinning | John Rave          | Seuly Matias       | Jake Means         | Tyler Cropley     |
| 6/28 | @ Amarillo       | W, 20-6        | Maikel Garcia  | Nick Loftin    | Tyler Gentry       | Robbie Glendinning | John Rave          | Seuly Matias       | Sebastian Rivero   | Jake Means         | Tucker Bradley    |
| 6/29 | @ Amarillo       | W, 13-4        | Maikel Garcia  | Nick Loftin    | Tyler Gentry       | Robbie Glendinning | John Rave          | Seuly Matias       | Sebastian Rivero   | Jake Means         | Tucker Bradley    |
| 6/30 | @ Amarillo       | L, 5-4         | Maikel Garcia  | Nick Loftin    | Tyler Gentry       | Robbie Glendinning | Logan Porter       | John Rave          | Seuly Matias       | Jake Means         | Tyler Cropley     |
| 7/1  | @ Amarillo       | L, 11-10       | Maikel Garcia  | Nick Loftin    | Tyler Gentry       | Robbie Glendinning | Logan Porter       | John Rave          | Sebastian Rivero   | Jake Means         | Tucker Bradley    |
| 7/2  | @ Amarillo       | L, 13-12       | Maikel Garcia  | Nick Loftin    | Tyler Gentry       | Robbie Glendinning | Logan Porter       | Seuly Matias       | Jake Means         | Tyler Cropley      | Brhet Bewley      |
| 7/3  | @ Amarillo       | W, 10-4        | Nick Loftin    | Tucker Bradley | Tucker Bradley     | Tyler Gentry       | Robbie Glendinning | John Rave          | Sebastian Rivero   | Jake Means         | Ryan Grotjohn     |
| 7/4  | TULSA            | W, 7-6 (10)    | Maikel Garcia  | Nick Loftin    | Logan Porter       | Robbie Glendinning | John Rave          | Seuly Matias       | Tucker Bradley     | Jake Means         | Tyler Cropley     |
| 7/5  | TULSA            | W, 12-4        | Maikel Garcia  | Nick Loftin    | Logan Porter       | Robbie Glendinning | John Rave          | Seuly Matias       | Tucker Bradley     | Jake Means         | Tyler Cropley     |
| 7/7  | TULSA            | L, 3-0         | Maikel Garcia  | Nick Loftin    | Tyler Gentry       | Logan Porter       | John Rave          | Seuly Matias       | Tucker Bradley     | Sebastian Rivero   | Jake Means        |
| 7/8  | TULSA            | L, 3-2         | Maikel Garcia  | Nick Loftin    | Tyler Gentry       | Robbie Glendinning | Logan Porter       | Seuly Matias       | Jake Means         | Tyler Cropley      | Brhet Bewley      |
| 7/9  | TULSA            | W, 6-3         | Tucker Bradley | Nick Loftin    | Tyler Gentry       | Robbie Glendinning | John Rave          | Seuly Matias       | Logan Porter       | Sebastian Rivero   | Ryan Grotjohn     |
| 7/10 | TULSA            | L, 6-3         | Maikel Garcia  | Tucker Bradley | Nick Loftin        | Tyler Gentry       | Robbie Glendinning | John Rave          | Seuly Matias       | Jake Means         | Tucker Bradley    |
| 7/12 | @ Corpus Christi | L, 8-3         | Tucker Bradley | Nick Loftin    | Tyler Gentry       | Robbie Glendinning | Logan Porter       | Seuly Matias       | Jake Means         | Morgan McCullough  | Brhet Bewley      |
| 7/13 | @ Corpus Christi | L, 10-3        | Tucker Bradley | Nick Loftin    | Tyler Gentry       | Robbie Glendinning | Logan Porter       | Seuly Matias       | Jake Means         | Morgan McCullough  | Brhet Bewley      |
| 7/14 | @ Corpus Christi | L, 16-3        | Tucker Bradley | Nick Loftin    | Tyler Gentry       | Robbie Glendinning | CJ Alexander       | Seuly Matias       | Jake Means         | Gavin Stupienski   | Morgan McCullough |
| 7/15 | @ Corpus Christi | W, 9-5         | Nick Loftin    | Tyler Gentry   | Robbie Glendinning | Logan Porter       | Seuly Matias       | Jake Means         | Jake Means         | Gavin Stupienski   | Morgan McCullough |
| 7/16 | @ Corpus Christi | L, 12-7        | Tucker Bradley | Nick Loftin    | Tyler Gentry       | Robbie Glendinning | Logan Porter       | CJ Alexander       | Jake Means         | Brhet Bewley       | Morgan McCullough |
| 7/17 | @ Corpus Christi | W, 16-7        | Tucker Bradley | Nick Loftin    | Tyler Gentry       | Robbie Glendinning | Logan Porter       | CJ Alexander       | Jake Means         | Brhet Bewley       | Morgan McCullough |
| 7/22 | SPRINGFIELD      |                |                |                |                    |                    |                    |                    |                    |                    |                   |
| 7/23 | SPRINGFIELD      |                |                |                |                    |                    |                    |                    |                    |                    |                   |
| 7/24 | SPRINGFIELD      |                |                |                |                    |                    |                    |                    |                    |                    |                   |
| 7/26 | @ Wichita        |                |                |                |                    |                    |                    |                    |                    |                    |                   |
| 7/27 | @ Wichita        |                |                |                |                    |                    |                    |                    |                    |                    |                   |
| 7/28 | @ Wichita        |                |                |                |                    |                    |                    |                    |                    |                    |                   |
| 7/29 | @ Wichita        |                |                |                |                    |                    |                    |                    |                    |                    |                   |
| 7/30 | @ Wichita        |                |                |                |                    |                    |                    |                    |                    |                    |                   |
| 7/31 | @ Wichita        |                |                |                |                    |                    |                    |                    |                    |                    |                   |
| 8/2  | TULSA            |                |                |                |                    |                    |                    |                    |                    |                    |                   |
| 8/3  | TULSA            |                |                |                |                    |                    |                    |                    |                    |                    |                   |
| 8/4  | TULSA            |                |                |                |                    |                    |                    |                    |                    |                    |                   |
| 8/5  | TULSA            |                |                |                |                    |                    |                    |                    |                    |                    |                   |
| 8/6  | TULSA            |                |                |                |                    |                    |                    |                    |                    |                    |                   |
| 8/7  | TULSA            |                |                |                |                    |                    |                    |                    |                    |                    |                   |
| 8/9  | @ Arkansas       |                |                |                |                    |                    |                    |                    |                    |                    |                   |
| 8/10 | @ Arkansas       |                |                |                |                    |                    |                    |                    |                    |                    |                   |
| 8/11 | @ Arkansas       |                |                |                |                    |                    |                    |                    |                    |                    |                   |
| 8/12 | @ Arkansas       |                |                |                |                    |                    |                    |                    |                    |                    |                   |
| 8/13 | @ Arkansas       |                |                |                |                    |                    |                    |                    |                    |                    |                   |
| 8/14 | @ Arkansas       |                | </             |                |                    |                    |                    |                    |                    |                    |                   |



**LF**

Tucker Bradley, 52 (24-28)  
John Rave, 18 (9-9)  
Tyler Gentry, 7 (1-6)  
Ryan Grotjohn, 4 (1-3)  
Nate Eaton, 3 (2-1)  
Nick Loftin, 2 (2-0)

**CF**

Nick Loftin, 49 (20-29)  
John Rave, 33 (16-17)  
Parker Bates, 2 (1-1)  
Ryan Grotjohn, 1 (1-0)  
Tucker Bradley, 1 (0-1)

**RF**

Seuly Matias, 49 (22-27)  
Tyler Gentry, 14 (5-9)  
John Rave, 8 (2-6)  
Nate Eaton, 7 (3-4)  
Tucker Bradley, 5 (3-2)  
Ryan Grotjohn, 2 (2-0)  
Parker Bates, 1 (0-1)

**SS**

Maikel Garcia, 73 (31-42)  
Morgan McCullough, 6 (2-4)  
Ryan Grotjohn, 4 (2-2)  
Jake Means, 2 (2-0)  
Nate Eaton, 1 (1-0)

**2B**

Michael Massey, 46 (25-21)  
Nick Loftin, 17 (7-10)  
Brhet Bewley, 14 (5-9)  
Ryan Grotjohn, 5 (0-5)  
Jake Means, 4 (1-3)

**3B**

Jake Means, 41 (15-26)  
Nate Eaton, 23 (10-13)  
Robbie Glendinning, 7 (4-3)  
Logan Porter, 6 (3-3)  
Brhet Bewley, 4 (4-0)  
CJ Alexander, 4 (1-3)  
Ryan Grotjohn, 1 (1-0)

**SP**

Anthony Veneziano, 16 (8-8)  
Alec Marsh, 16 (4-12)  
Ángel Zerpa, 13 (5-8)  
Dante Biasi, 11 (7-4)  
Drew Parrish, 10 (5-5)  
Noah Murdock, 6 (1-5)  
Will Klein, 3 (2-1)  
Asa Lacy, 3 (2-1)  
Marcelo Martinez, 3 (2-1)  
Zack Phillips, 3 (2-1)  
Andrew Hoffmann, 1 (0-1)  
Walter Pennington, 1 (0-1)

**1B**

Robbie Glendinning, 55 (24-31)  
Jake Means, 18 (10-8)  
Logan Porter, 13 (4-9)

**DH**

Seuly Matias, 17 (7-10)  
Robbie Glendinning, 12 (4-8)  
Logan Porter, 12 (4-8)  
Tucker Bradley, 8 (4-4)  
Michael Massey, 8 (2-6)  
Nick Loftin, 6 (5-1)  
Brhet Bewley, 6 (1-5)  
Tyler Gentry, 5 (2-3)  
John Rave, 4 (3-1)  
Nate Eaton, 2 (2-0)  
Jake Means, 2 (2-0)  
Ryan Grotjohn, 2 (1-1)  
CJ Alexander, 1 (1-0)  
Sebastian Rivero, 1 (0-1)

**C**

Logan Porter, 32 (17-15)  
Sebastian Rivero, 31 (13-18)  
Tyler Cropley, 13 (3-10)  
Gavin Stupienski, 10 (5-5)

|  |   |   |  |   |   |   |  |   |
|--|---|---|--|---|---|---|--|---|
| <b>1</b><br>Maikel Garcia, 72 (30-42)<br>Tucker Bradley, 7 (4-4)<br>Nick Loftin, 6 (4-2) | <b>2</b><br>Nick Loftin, 66 (30-36)<br>Tucker Bradley, 8 (3-5)<br>John Rave, 5 (1-4)<br>Brhet Bewley, 3 (1-2)<br>Nate Eaton, 2 (1-1)<br>Maikel Garcia, 1 (1-0)<br>Tyler Gentry, 1 (1-0) | <b>3</b><br>Michael Massey, 54 (27-27)<br>Tyler Gentry, 19 (6-13)<br>Logan Porter, 6 (2-4)<br>John Rave, 4 (1-3)<br>Robbie Glendinning, 2 (2-0)<br>Nick Loftin, 1 (0-1) | <b>4</b><br>Robbie Glendinning, 32 (16-16)<br>Seuly Matias, 32 (14-18)<br>Logan Porter, 15 (7-8)<br>Tyler Gentry, 3 (0-3)<br>John Rave, 2 (1-1)<br>Jake Means, 2 (0-2) | <b>5</b><br>John Rave, 24 (16-8)<br>Nate Eaton, 19 (7-12)<br>Logan Porter, 14 (4-10)<br>Sebastian Rivero, 9 (4-5)<br>Robbie Glendinning, 9 (3-6)<br>CJ Alexander, 3 (1-2)<br>Tyler Gentry, 3 (1-2)<br>Brhet Bewley, 2 (0-2)<br>Tucker Bradley, 1 (1-0)<br>Seuly Matias, 1 (1-0)<br>Nick Loftin, 1 (0-1) | <b>6</b><br>Seuly Matias, 26 (12-14)<br>John Rave, 15 (5-10)<br>Robbie Glendinning, 12 (4-8)<br>Sebastian Rivero, 11 (5-6)<br>Nate Eaton, 9 (6-3)<br>Logan Porter, 4 (3-1)<br>Jake Means, 3 (2-1)<br>CJ Alexander, 2 (1-1)<br>Brhet Bewley, 1 (1-0)<br>Tucker Bradley, 1 (0-1)<br>Ryan Grotjohn, 1 (0-1)<br>Gavin Stupienski, 1 (0-1) | <b>7</b><br>Robbie Glendinning, 16 (6-10)<br>Logan Porter, 14 (6-8)<br>Jake Means, 12 (4-8)<br>Sebastian Rivero, 8 (3-5)<br>Ryan Grotjohn, 7 (1-6)<br>Seuly Matias, 7 (2-5)<br>Gavin Stupienski, 6 (4-2)<br>Nate Eaton, 5 (4-1)<br>Tucker Bradley, 4 (2-2)<br>John Rave, 3 (2-1)<br>Brhet Bewley, 2 (2-0)<br>Tyler Cropley, 2 (2-0) | <b>8</b><br>Jake Means, 46 (22-24)<br>Logan Porter, 10 (6-4)<br>Brhet Bewley, 9 (5-4)<br>Tyler Cropley, 7 (0-7)<br>Sebastian Rivero, 4 (2-2)<br>Robbie Glendinning, 3 (1-2)<br>Ryan Grotjohn, 3 (1-2)<br>Gavin Stupienski, 3 (1-2)<br>Morgan McCullough, 1 (0-1) | <b>9</b><br>Tucker Bradley, 44 (21-23)<br>John Rave, 10 (4-6)<br>Ryan Grotjohn, 8 (5-3)<br>Brhet Bewley, 7 (1-6)<br>Morgan McCullough, 5 (2-3)<br>Jake Means, 4 (2-2)<br>Tyler Cropley, 4 (1-3)<br>Parker Bates, 3 (2-1)<br>Nate Eaton, 1 (0-1) |
|--|---|---|--|---|---|---|--|---|



| PLAYER             | GS | POSITION |    |    |    |    |    |    |    |    |    | BATTING ORDER |     |     |     |     |     |     |     |     |    |  |   |    |   |    |    |   |  |   |  |
|--------------------|----|----------|----|----|----|----|----|----|----|----|----|---------------|-----|-----|-----|-----|-----|-----|-----|-----|----|--|---|----|---|----|----|---|--|---|--|
|                    |    | C        | 1B | 2B | 3B | SS | LF | CF | RF | OF | DH | 1ST           | 2ND | 3RD | 4TH | 5TH | 6TH | 7TH | 8TH | 9TH |    |  |   |    |   |    |    |   |  |   |  |
| Robbie Glendinning | 74 |          | 55 |    | 7  |    |    |    |    |    |    |               |     |     |     |     |     |     |     | 12  |    |  | 2 | 32 | 9 | 12 | 16 | 3 |  |   |  |
| Nick Loftin        | 74 |          |    | 17 |    |    |    | 2  |    | 49 |    |               | 51  | 6   | 6   | 66  | 1   |     | 1   |     |    |  |   |    |   |    |    |   |  |   |  |
| Maikel Garcia      | 73 |          |    |    |    | 73 |    |    |    |    |    |               |     | 72  | 1   |     |     |     |     |     |    |  |   |    |   |    |    |   |  |   |  |
| Jake Means         | 67 |          | 18 | 4  | 41 | 2  |    |    |    |    |    |               |     |     |     | 2   |     | 3   | 12  | 46  | 4  |  |   |    |   |    |    |   |  |   |  |
| Seuly Matias       | 66 |          |    |    |    |    |    |    |    |    | 49 | 49            | 17  |     |     |     |     | 32  | 1   | 26  | 7  |  |   |    |   |    |    |   |  |   |  |
| Tucker Bradley     | 66 |          |    |    |    |    |    | 52 | 1  | 5  | 58 | 8             |     | 8   | 8   |     |     | 1   | 1   | 4   | 44 |  |   |    |   |    |    |   |  |   |  |
| John Rave          | 63 |          |    |    |    |    | 18 | 33 | 8  | 59 | 4  |               |     | 5   | 4   | 2   | 24  | 15  | 3   | 10  |    |  |   |    |   |    |    |   |  |   |  |
| Logan Porter       | 63 | 32       | 13 |    | 6  |    |    |    |    |    |    |               |     |     |     | 6   | 15  | 14  | 4   | 14  | 10 |  |   |    |   |    |    |   |  |   |  |
| Michael Massey     | 54 |          |    | 46 |    |    |    |    |    |    |    |               | 8   |     |     | 54  |     |     |     |     |    |  |   |    |   |    |    |   |  |   |  |
| Nate Eaton         | 36 |          |    |    | 23 | 1  | 3  |    | 7  | 10 | 2  |               |     | 2   |     |     | 19  | 9   | 5   | 1   |    |  |   |    |   |    |    |   |  |   |  |
| Sebastian Rivero   | 32 | 31       |    |    |    |    |    |    |    |    |    |               | 1   |     |     |     | 9   | 11  | 8   | 4   |    |  |   |    |   |    |    |   |  |   |  |
| Tyler Gentry       | 26 |          |    |    |    |    | 7  |    | 14 | 21 | 5  |               |     | 1   | 19  | 3   | 3   |     |     |     |    |  |   |    |   |    |    |   |  |   |  |
| Brhet Bewley       | 24 |          |    | 14 | 4  |    |    |    |    |    |    |               | 6   |     | 3   |     | 2   | 1   | 2   | 9   | 7  |  |   |    |   |    |    |   |  |   |  |
| Ryan Grotjohm      | 19 |          |    | 5  | 1  | 4  | 4  | 1  | 2  | 7  | 2  |               |     |     |     |     |     | 1   | 7   | 3   | 8  |  |   |    |   |    |    |   |  |   |  |
| Tyler Cropley      | 13 | 13       |    |    |    |    |    |    |    |    |    |               |     |     |     |     |     |     | 2   | 7   | 4  |  |   |    |   |    |    |   |  |   |  |
| Gavin Stupienski   | 10 | 10       |    |    |    |    |    |    |    |    |    |               |     |     |     |     |     | 1   | 6   | 3   |    |  |   |    |   |    |    |   |  |   |  |
| Morgan McCullough  | 6  |          |    |    |    | 6  |    |    |    |    |    |               |     |     |     |     |     |     |     | 1   | 5  |  |   |    |   |    |    |   |  |   |  |
| CJ Alexander       | 5  |          |    | 4  |    |    |    |    |    |    |    |               | 1   |     |     |     | 3   | 2   |     |     |    |  |   |    |   |    |    |   |  |   |  |
| Parker Bates       | 3  |          |    |    |    |    |    |    | 2  | 1  | 3  |               |     |     |     |     |     |     |     |     |    |  |   |    |   |    |    |   |  | 3 |  |

### OUTFIELD ASSISTS (19)

|                    |    |   |
|--------------------|----|---|
| TUCKER BRADLEY (3) | LF | 2 |
|                    | RF | 1 |
| NATE EATON (4)     | LF | 1 |
|                    | RF | 3 |
| TYLER GENTRY (3)   | LF | 1 |
|                    | RF | 2 |
| NICK LOFTIN (4)    | CF | 4 |
| SEULY MATIAS (3)   | RF | 3 |
| JOHN RAVE (2)      | CF | 2 |

### # OF LINEUP COMBOS

86 games, 85 unique lineup combinations used

### MOST USED LINEUP (2x)

| PLAYER               | Pos. |
|----------------------|------|
| 1 Tucker Bradley     | LF   |
| 2 Nick Loftin        | CF   |
| 3 Tyler Gentry       | RF   |
| 4 Robbie Glendinning | 1B   |
| 5 Logan Porter       | C    |
| 6 CJ Alexander       | 3B   |
| 7 Jake Means         | 2B   |
| 8 Brhet Bewley       | DH   |
| 9 Morgan McCullough  | SS   |

### NATURALS POSITION PRODUCTION

|    | AVG  | AB  | H   | TB  | 2B | 3B | HR | RBI | BB | SO  | OBP  | SLG  | OPS  | SAC | SF | HBP | GIDP |
|----|------|-----|-----|-----|----|----|----|-----|----|-----|------|------|------|-----|----|-----|------|
| C  | .270 | 307 | 83  | 146 | 24 | 0  | 13 | 51  | 41 | 83  | .374 | .476 | .850 | 1   | 2  | 11  | 5    |
| 1B | .264 | 314 | 83  | 135 | 19 | 0  | 11 | 59  | 46 | 109 | .363 | .430 | .793 | 0   | 4  | 5   | 8    |
| 2B | .265 | 332 | 88  | 153 | 20 | 0  | 15 | 61  | 43 | 87  | .348 | .461 | .809 | 2   | 7  | 3   | 5    |
| 3B | .223 | 319 | 71  | 115 | 22 | 2  | 6  | 47  | 41 | 96  | .319 | .361 | .680 | 1   | 2  | 5   | 9    |
| SS | .287 | 356 | 102 | 141 | 25 | 1  | 4  | 34  | 47 | 79  | .369 | .396 | .765 | 3   | 2  | 1   | 7    |
| LF | .286 | 315 | 90  | 131 | 16 | 2  | 7  | 45  | 44 | 70  | .373 | .416 | .789 | 4   | 5  | 3   | 5    |
| CF | .259 | 340 | 88  | 138 | 14 | 3  | 10 | 51  | 44 | 70  | .349 | .406 | .755 | 5   | 4  | 5   | 12   |
| RF | .274 | 325 | 89  | 182 | 15 | 3  | 24 | 79  | 37 | 105 | .361 | .560 | .921 | 2   | 6  | 11  | 4    |
| DH | .241 | 319 | 77  | 136 | 12 | 1  | 15 | 54  | 43 | 97  | .335 | .426 | .761 | 1   | 6  | 5   | 2    |

### NATURALS LINEUP PRODUCTION

|     | AVG  | AB  | H   | TB  | 2B | 3B | HR | RBI | BB | SO  | OBP  | SLG  | OPS  | SAC | SF | HBP | GIDP |
|-----|------|-----|-----|-----|----|----|----|-----|----|-----|------|------|------|-----|----|-----|------|
| 1st | .290 | 365 | 106 | 151 | 28 | 1  | 5  | 35  | 49 | 72  | .374 | .414 | .788 | 4   | 2  | 1   | 10   |
| 2nd | .270 | 348 | 94  | 145 | 16 | 1  | 11 | 50  | 45 | 60  | .357 | .417 | .774 | 6   | 5  | 5   | 7    |
| 3rd | .294 | 347 | 102 | 175 | 22 | 0  | 17 | 81  | 41 | 88  | .364 | .504 | .868 | 0   | 10 | 3   | 4    |
| 4th | .265 | 328 | 87  | 157 | 17 | 1  | 17 | 69  | 44 | 116 | .362 | .479 | .841 | 0   | 6  | 9   | 8    |
| 5th | .227 | 330 | 75  | 129 | 17 | 2  | 11 | 52  | 39 | 80  | .318 | .391 | .709 | 0   | 4  | 7   | 4    |
| 6th | .267 | 315 | 84  | 155 | 17 | 3  | 16 | 59  | 47 | 109 | .371 | .492 | .863 | 2   | 3  | 7   | 6    |
| 7th | .271 | 314 | 85  | 140 | 17 | 1  | 12 | 52  | 37 | 100 | .359 | .446 | .805 | 1   | 5  | 9   | 4    |
| 8th | .221 | 303 | 67  | 108 | 20 | 0  | 7  | 39  | 45 | 98  | .331 | .356 | .687 | 2   | 1  | 5   | 8    |
| 9th | .249 | 297 | 74  | 120 | 13 | 3  | 9  | 46  | 40 | 83  | .341 | .404 | .745 | 4   | 3  | 3   | 6    |



Table with columns: GM #, APRIL, OPPONENT, SCORE, RECORD, Pos./G+/-, WIN, LOSS, SAVE, TEMP., 1ST PITCH, TIME, ATT., HOME ATT., NATURALS (R, H, E, LO), OPPONENT (R, H, E, LO). Rows 1-20.

APRIL Hitting Results: .261/.357/.422 (180-for-690), 37 2B, 22 HR, 126 R, 97 BB, 32 SB // APRIL Pitching Results: 9-11, 5.98 ERA (119 ER in 179.0 IP), 3/5 SV, 194 H, 25 HR, 87 BB, 158 K, .276 AVG

Table with columns: GM #, MAY, OPPONENT, SCORE, RECORD, Pos./G+/-, WIN, LOSS, SAVE, TEMP., 1ST PITCH, TIME, ATT., HOME ATT., NATURALS (R, H, E, LO), OPPONENT (R, H, E, LO). Rows 21-45.

MAY Hitting Results: .286/.354/.456 (255-for-892), 53 2B, 29 HR, 160 R, 94 BB, 31 SB // MAY Pitching Results: 13-12, 4.43 ERA (108 ER in 219.1 IP), 3/6 SV, 197 H, 25 HR, 123 BB, 249 K, .239 AVG

Table with columns: GM #, JUNE, OPPONENT, SCORE, RECORD, Pos./G+/-, WIN, LOSS, SAVE, TEMP., 1ST PITCH, TIME, ATT., HOME ATT., NATURALS (R, H, E, LO), OPPONENT (R, H, E, LO). Rows 46-68.

1ST HALF Hitting Results: .259/.346/.765 (603-for-2,426), 126 2B, 75 HR, 397 R, 284 BB, 92 SB // 1ST HALF Pitching Results: 31-37, 5.50 ERA (367 ER in 600.1 IP), 8/15 SV, 604 H, 81 HR, 333 BB, 621 K, .261 AVG



| GM # | JUNE | OPPONENT   | SCORE   | RECORD         | Pos./G+/-  | WIN               | LOSS                 | SAVE | TEMP. | 1ST PITCH | TIME | ATT.  | HOME ATT. | NATURALS |    |   |    | OPPONENT |    |   |    |
|------|------|------------|---------|----------------|------------|-------------------|----------------------|------|-------|-----------|------|-------|-----------|----------|----|---|----|----------|----|---|----|
|      |      |            |         |                |            |                   |                      |      |       |           |      |       |           | R        | H  | E | LO | R        | H  | E | LO |
| 69   | 6/28 | @ Amarillo | W, 20-6 | 1 - 0, 32 - 37 | T-1st/+1.0 | Z. Phillips (2-2) | D. Olivero (0-6)     | -    | 87°   | 7:07 PM   | 3:03 | 5,222 |           | 20       | 17 | 1 | 5  | 6        | 10 | 1 | 11 |
| 70   | 6/29 | @ Amarillo | L, 10-4 | 1 - 1, 32 - 38 | T-2nd/-1.0 | B. Pfaadt (5-4)   | A. Marsh (1-7)       | -    | 92°   | 7:06 PM   | 2:38 | 4,784 |           | 4        | 7  | 2 | 5  | 10       | 12 | 0 | 8  |
| 71   | 6/30 | @ Amarillo | L, 5-4  | 1 - 2, 32 - 39 | T-3rd/-1.0 | B. Rogers (3-1)   | Y. Del Rosario (4-3) | -    | 97°   | 7:06 PM   | 2:30 | 5,406 |           | 4        | 5  | 2 | 6  | 5        | 7  | 0 | 3  |

JUNE Hitting Results: .232/.335/.407 (197-for-848), 43 2B, 35 HR, 139 R, 112 BB, 32 SB // JUNE Pitching Results: 10-16, 6.17 ERA (156 ER in 227.2 IP), 2/4 SV, 242 H, 33 HR, 136 BB, 248 K, .270 AVG

| GM # | JULY | OPPONENT         | SCORE       | RECORD          | Pos./G+/-  | WIN                  | LOSS                | SAVE            | TEMP. | 1ST PITCH | TIME | ATT.  | HOME ATT. | NATURALS |    |   |    | OPPONENT |    |   |    |
|------|------|------------------|-------------|-----------------|------------|----------------------|---------------------|-----------------|-------|-----------|------|-------|-----------|----------|----|---|----|----------|----|---|----|
|      |      |                  |             |                 |            |                      |                     |                 |       |           |      |       |           | R        | H  | E | LO | R        | H  | E | LO |
| 72   | 7/1  | @ Amarillo       | L, 11-10    | 1 - 3, 32 - 40  | 5th/-1.0   | B. Teller (1-0)      | N. Murdock (0-3)    | T. Tice (1)     | 95°   | 7:05 PM   | 2:41 | 6,943 |           | 10       | 10 | 1 | 6  | 11       | 14 | 0 | 8  |
| 73   | 7/2  | @ Amarillo       | L, 13-12    | 1 - 4, 32 - 41  | 5th/-2.0   | J. Bain (5-1)        | N. Webb (0-1)       | -               | 83°   | 7:05 PM   | 3:10 | 7,105 |           | 12       | 14 | 1 | 10 | 13       | 10 | 2 | 8  |
| 74   | 7/3  | @ Amarillo       | W, 10-4     | 2 - 4, 33 - 41  | T-4th/-2.0 | Y. Del Rosario (5-3) | B. Larsen (0-1)     | -               | 95°   | 6:07 PM   | 2:54 | 7,481 |           | 10       | 11 | 1 | 5  | 4        | 7  | 0 | 9  |
| 75   | 7/4  | TULSA            | W, 7-6 (10) | 3 - 4, 34 - 41  | T-3rd/-2.0 | E. Skoglund (1-0)    | G. Zuniga (1-2)     | -               | 91°   | 6:35 PM   | 3:06 | 5,784 | 128,061   | 7        | 11 | 0 | 9  | 6        | 14 | 0 | 9  |
| 76   | 7/6  | TULSA            | W, 12-4     | 4 - 4, 35 - 41  | T-2nd/-1.0 | Á. Zerpa (2-5)       | K. Hurt (0-1)       | -               | 95°   | 7:04 PM   | 2:47 | 1,884 | 129,945   | 12       | 15 | 1 | 9  | 4        | 9  | 1 | 8  |
| 77   | 7/7  | TULSA            | L, 3-0      | 4 - 5, 35 - 42  | T-2nd/-2.0 | G. Stone (5-2)       | D. Biasi (4-2)      | J. Leasure (2)  | 96°   | 7:04 PM   | 2:36 | 2,810 | 132,755   | 0        | 5  | 0 | 11 | 3        | 9  | 1 | 13 |
| 78   | 7/8  | TULSA            | L, 3-2      | 4 - 6, 35 - 43  | T-4th/-2.0 | J. Rooney (4-2)      | N. Murdock (0-4)    | G. Varland (1)  | 92°   | 7:05 PM   | 2:33 | 3,681 | 136,436   | 2        | 6  | 2 | 8  | 3        | 9  | 1 | 11 |
| 79   | 7/9  | TULSA            | W, 6-3      | 5 - 6, 36 - 43  | T-2nd/-2.0 | Z. Haake (1-0)       | K. Malisheski (0-1) | Á. Sotillet (3) | 88°   | 6:03 PM   | 2:47 | 3,453 | 139,889   | 6        | 8  | 1 | 10 | 3        | 7  | 3 | 8  |
| 80   | 7/10 | TULSA            | L, 6-3      | 5 - 7, 36 - 44  | T-3rd/-2.0 | B. Miller (4-3)      | A. Marsh (1-8)      | K. Curtis (1)   | 87°   | 2:04 PM   | 2:43 | 1,849 | 141,738   | 3        | 5  | 0 | 9  | 6        | 11 | 2 | 10 |
| 81   | 7/12 | @ Corpus Christi | L, 8-3      | 5 - 8, 36 - 45  | T-4th/-2.0 | A. Chaidez (3-1)     | D. Biasi (4-3)      | -               | 90°   | 6:37 PM   | 2:46 | 3,183 |           | 3        | 6  | 0 | 7  | 8        | 11 | 1 | 11 |
| 82   | 7/13 | @ Corpus Christi | L, 10-3     | 5 - 9, 36 - 46  | T-4th/-3.0 | C. Deason (1-3)      | A. Hoffmann (0-1)   | -               | 87°   | 6:37 PM   | 2:41 | 3,184 |           | 3        | 8  | 0 | 9  | 10       | 13 | 2 | 7  |
| 83   | 7/14 | @ Corpus Christi | L, 16-3     | 5 - 10, 36 - 47 | T-4th/-4.0 | M. Ruppenthal (4-0)  | A. Veneziano (4-6)  | -               | 89°   | 6:37 PM   | 2:44 | 4,589 |           | 3        | 7  | 3 | 6  | 16       | 18 | 0 | 7  |
| 84   | 7/15 | @ Corpus Christi | W, 9-5      | 6 - 10, 37 - 47 | T-4th/-3.0 | E. Skoglund (2-0)    | F. Garcia (0-1)     | Á. Sotillet (3) | 84°   | 7:07 PM   | 3:09 | 4,677 |           | 9        | 12 | 0 | 7  | 5        | 5  | 1 | 8  |
| 85   | 7/16 | @ Corpus Christi | L, 12-7     | 6 - 11, 37 - 48 | T-4th/-4.0 | C. Casey (3-1)       | N. Murdock (0-5)    | -               | 88°   | 7:07 PM   | 2:56 | 4,952 |           | 7        | 11 | 0 | 5  | 12       | 16 | 2 | 11 |
| 86   | 7/17 | @ Corpus Christi | W, 16-7     | 7 - 11, 38 - 48 | T-3rd/-4.0 | D. Biasi (5-3)       | J. Bravo (3-3)      | -               | 93°   | 5:07 PM   | 3:05 | 3,383 |           | 16       | 12 | 2 | 8  | 7        | 12 | 0 | 12 |
| 87   | 7/22 | SPRINGFIELD      |             |                 |            |                      |                     |                 |       |           |      |       |           |          |    |   |    |          |    |   |    |
| 88   | 7/23 | SPRINGFIELD      |             |                 |            |                      |                     |                 |       |           |      |       |           |          |    |   |    |          |    |   |    |
| 89   | 7/24 | SPRINGFIELD      |             |                 |            |                      |                     |                 |       |           |      |       |           |          |    |   |    |          |    |   |    |
| 90   | 7/26 | @ Wichita        |             |                 |            |                      |                     |                 |       |           |      |       |           |          |    |   |    |          |    |   |    |
| 91   | 7/27 | @ Wichita        |             |                 |            |                      |                     |                 |       |           |      |       |           |          |    |   |    |          |    |   |    |
| 92   | 7/28 | @ Wichita        |             |                 |            |                      |                     |                 |       |           |      |       |           |          |    |   |    |          |    |   |    |
| 93   | 7/29 | @ Wichita        |             |                 |            |                      |                     |                 |       |           |      |       |           |          |    |   |    |          |    |   |    |
| 94   | 7/30 | @ Wichita        |             |                 |            |                      |                     |                 |       |           |      |       |           |          |    |   |    |          |    |   |    |
| 95   | 7/31 | @ Wichita        |             |                 |            |                      |                     |                 |       |           |      |       |           |          |    |   |    |          |    |   |    |

JULY Hitting Results: TBD // JULY Pitching Results: TBD

| GM # | AUGUST | OPPONENT    | SCORE | RECORD | Pos./G+/- | WIN | LOSS | SAVE | TEMP. | 1ST PITCH | TIME | ATT. | HOME ATT. | NATURALS |   |   |    | OPPONENT |   |   |    |
|------|--------|-------------|-------|--------|-----------|-----|------|------|-------|-----------|------|------|-----------|----------|---|---|----|----------|---|---|----|
|      |        |             |       |        |           |     |      |      |       |           |      |      |           | R        | H | E | LO | R        | H | E | LO |
| 96   | 8/2    | TULSA       |       |        |           |     |      |      |       |           |      |      |           |          |   |   |    |          |   |   |    |
| 97   | 8/3    | TULSA       |       |        |           |     |      |      |       |           |      |      |           |          |   |   |    |          |   |   |    |
| 98   | 8/4    | TULSA       |       |        |           |     |      |      |       |           |      |      |           |          |   |   |    |          |   |   |    |
| 99   | 8/5    | TULSA       |       |        |           |     |      |      |       |           |      |      |           |          |   |   |    |          |   |   |    |
| 100  | 8/6    | TULSA       |       |        |           |     |      |      |       |           |      |      |           |          |   |   |    |          |   |   |    |
| 101  | 8/7    | TULSA       |       |        |           |     |      |      |       |           |      |      |           |          |   |   |    |          |   |   |    |
| 102  | 8/9    | @ Arkansas  |       |        |           |     |      |      |       |           |      |      |           |          |   |   |    |          |   |   |    |
| 103  | 8/10   | @ Arkansas  |       |        |           |     |      |      |       |           |      |      |           |          |   |   |    |          |   |   |    |
| 104  | 8/11   | @ Arkansas  |       |        |           |     |      |      |       |           |      |      |           |          |   |   |    |          |   |   |    |
| 105  | 8/12   | @ Arkansas  |       |        |           |     |      |      |       |           |      |      |           |          |   |   |    |          |   |   |    |
| 106  | 8/13   | @ Arkansas  |       |        |           |     |      |      |       |           |      |      |           |          |   |   |    |          |   |   |    |
| 107  | 8/14   | @ Arkansas  |       |        |           |     |      |      |       |           |      |      |           |          |   |   |    |          |   |   |    |
| 108  | 8/16   | SAN ANTONIO |       |        |           |     |      |      |       |           |      |      |           |          |   |   |    |          |   |   |    |
| 109  | 8/17   | SAN ANTONIO |       |        |           |     |      |      |       |           |      |      |           |          |   |   |    |          |   |   |    |
| 110  | 8/18   | SAN ANTONIO |       |        |           |     |      |      |       |           |      |      |           |          |   |   |    |          |   |   |    |
| 111  | 8/19   | SAN ANTONIO |       |        |           |     |      |      |       |           |      |      |           |          |   |   |    |          |   |   |    |
| 112  | 8/20   | SAN ANTONIO |       |        |           |     |      |      |       |           |      |      |           |          |   |   |    |          |   |   |    |
| 113  | 8/21   | SAN ANTONIO |       |        |           |     |      |      |       |           |      |      |           |          |   |   |    |          |   |   |    |
| 114  | 8/23   | SPRINGFIELD |       |        |           |     |      |      |       |           |      |      |           |          |   |   |    |          |   |   |    |
| 115  | 8/24   | SPRINGFIELD |       |        |           |     |      |      |       |           |      |      |           |          |   |   |    |          |   |   |    |
| 116  | 8/25   | SPRINGFIELD |       |        |           |     |      |      |       |           |      |      |           |          |   |   |    |          |   |   |    |
| 117  | 8/26   | SPRINGFIELD |       |        |           |     |      |      |       |           |      |      |           |          |   |   |    |          |   |   |    |
| 118  | 8/27   | SPRINGFIELD |       |        |           |     |      |      |       |           |      |      |           |          |   |   |    |          |   |   |    |
| 119  | 8/28   | SPRINGFIELD |       |        |           |     |      |      |       |           |      |      |           |          |   |   |    |          |   |   |    |
| 120  | 8/30   | @ Tulsa     |       |        |           |     |      |      |       |           |      |      |           |          |   |   |    |          |   |   |    |
| 121  | 8/31   | @ Tulsa     |       |        |           |     |      |      |       |           |      |      |           |          |   |   |    |          |   |   |    |

AUGUST Hitting Results: TBD // AUGUST Pitching Results: TBD

| GM # | SEPTEMBER | OPPONENT  | SCORE | RECORD | Pos./G+/- | WIN | LOSS | SAVE | TEMP. | 1ST PITCH | TIME | ATT. | HOME ATT. | NATURALS |   |   |    | OPPONENT |   |   |    |
|------|-----------|-----------|-------|--------|-----------|-----|------|------|-------|-----------|------|------|-----------|----------|---|---|----|----------|---|---|----|
|      |           |           |       |        |           |     |      |      |       |           |      |      |           | R        | H | E | LO | R        | H | E | LO |
| 122  | 9/1       | @ Tulsa   |       |        |           |     |      |      |       |           |      |      |           |          |   |   |    |          |   |   |    |
| 123  | 9/2       | @ Tulsa   |       |        |           |     |      |      |       |           |      |      |           |          |   |   |    |          |   |   |    |
| 124  | 9/3       | @ Tulsa   |       |        |           |     |      |      |       |           |      |      |           |          |   |   |    |          |   |   |    |
| 125  | 9/4       | @ Tulsa   |       |        |           |     |      |      |       |           |      |      |           |          |   |   |    |          |   |   |    |
| 126  | 9/6       | @ Wichita |       |        |           |     |      |      |       |           |      |      |           |          |   |   |    |          |   |   |    |
| 127  | 9/7       | @ Wichita |       |        |           |     |      |      |       |           |      |      |           |          |   |   |    |          |   |   |    |
| 128  | 9/8       | @ Wichita |       |        |           |     |      |      |       |           |      |      |           |          |   |   |    |          |   |   |    |
| 129  | 9/9       | @ Wichita |       |        |           |     |      |      |       |           |      |      |           |          |   |   |    |          |   |   |    |
| 130  | 9/10      | @ Wichita |       |        |           |     |      |      |       |           |      |      |           |          |   |   |    |          |   |   |    |
| 131  | 9/11      | @ Wichita |       |        |           |     |      |      |       |           |      |      |           |          |   |   |    |          |   |   |    |
| 132  | 9/13      | FRISCO    |       |        |           |     |      |      |       |           |      |      |           |          |   |   |    |          |   |   |    |
| 133  | 9/14      | FRISCO    |       |        |           |     |      |      |       |           |      |      |           |          |   |   |    |          |   |   |    |
| 134  | 9/15      | FRISCO    |       |        |           |     |      |      |       |           |      |      |           |          |   |   |    |          |   |   |    |
| 135  | 9/16      | FRISCO    |       |        |           |     |      |      |       |           |      |      |           |          |   |   |    |          |   |   |    |
| 136  | 9/17      | FRISCO    |       |        |           |     |      |      |       |           |      |      |           |          |   |   |    |          |   |   |    |
| 137  | 9/18      | FRISCO    |       |        |           |     |      |      |       |           |      |      |           |          |   |   |    |          |   |   |    |

SEPTEMBER Hitting Results: TBD // SEPTEMBER Pitching Results: TBD  
2ND HALF Hitting Results: TBD // 2ND HALF Pitching Results: TBD



| DATE   | OPPONENT       | RESULT         | IP   | H  | R  | ER | BB | SO | 2B | 3B | HR | AVG    | WHIP   | WP | BK | HB | GDP | IBB | TBF | SV | ERA (SEASON) |
|--------|----------------|----------------|------|----|----|----|----|----|----|----|----|--------|--------|----|----|----|-----|-----|-----|----|--------------|
| 4/8    | @ Springfield  | W, 11-8        | 9.0  | 8  | 8  | 8  | 9  | 6  | 3  | 0  | 2  | (.229) | (1.89) | 2  | 0  | 1  | 0   | 0   | 45  | 0  | 8.00         |
| 4/9    | @ Springfield  | L, 14-11       | 8.0  | 13 | 14 | 12 | 12 | 5  | 2  | 0  | 1  | (.361) | (3.13) | 1  | 0  | 0  | 0   | 0   | 48  | 0  | 10.59        |
| 4/10   | @ Springfield  | L, 10-5        | 8.0  | 12 | 10 | 10 | 3  | 0  | 3  | 0  | 3  | (.333) | (1.88) | 2  | 0  | 1  | 0   | 0   | 40  | 0  | 10.80        |
| 4/12   | WICHITA        | W, 8-6         | 9.0  | 6  | 6  | 6  | 5  | 13 | 0  | 0  | 0  | (.171) | (1.22) | 2  | 0  | 2  | 0   | 0   | 42  | 1  | 9.53         |
| 4/13   | WICHITA        | W, 8-5         | 9.0  | 7  | 5  | 5  | 3  | 15 | 2  | 0  | 2  | (.212) | (1.11) | 1  | 0  | 0  | 1   | 0   | 36  | 0  | 8.58         |
| 4/14   | WICHITA        | L, 7-1         | 9.0  | 7  | 7  | 7  | 5  | 9  | 3  | 1  | 1  | (.206) | (1.33) | 0  | 0  | 2  | 0   | 0   | 41  | 0  | 8.31         |
| 4/15   | WICHITA        | L, 4-2         | 9.0  | 9  | 4  | 4  | 6  | 4  | 1  | 1  | 1  | (.265) | (1.67) | 0  | 0  | 0  | 1   | 0   | 40  | 0  | 7.67         |
| 4/16   | WICHITA        | L, 6-5 (10)    | 10.0 | 16 | 6  | 4  | 2  | 9  | 0  | 0  | 0  | (.372) | (1.80) | 0  | 0  | 0  | 2   | 0   | 46  | 0  | 7.10         |
| 4/17   | WICHITA        | L, 5-1         | 9.0  | 7  | 5  | 4  | 3  | 8  | 1  | 0  | 2  | (.206) | (1.11) | 0  | 0  | 0  | 0   | 0   | 37  | 0  | 6.75         |
| 4/19   | @ Frisco       | L, 4-3         | 8.0  | 9  | 4  | 4  | 6  | 7  | 1  | 0  | 0  | (.300) | (1.88) | 1  | 0  | 0  | 1   | 0   | 38  | 0  | 6.55         |
| 4/20   | @ Frisco       | W, 7-2         | 9.0  | 4  | 2  | 1  | 4  | 6  | 1  | 0  | 1  | (.133) | (0.89) | 1  | 0  | 1  | 2   | 0   | 35  | 0  | 6.03         |
| 4/21   | @ Frisco       | L, 12-2        | 8.0  | 13 | 12 | 12 | 2  | 6  | 3  | 0  | 3  | (.382) | (1.88) | 0  | 0  | 2  | 1   | 0   | 39  | 0  | 6.60         |
| 4/22   | @ Frisco       | W, 11-2        | 9.0  | 8  | 2  | 2  | 4  | 9  | 0  | 0  | 1  | (.235) | (1.33) | 1  | 0  | 0  | 0   | 0   | 39  | 0  | 6.24         |
| 4/23   | @ Frisco       | W, 12-4        | 9.0  | 10 | 4  | 3  | 3  | 7  | 2  | 0  | 2  | (.286) | (1.44) | 0  | 0  | 0  | 0   | 0   | 39  | 0  | 6.00         |
| 4/24   | @ Frisco       | W, 4-3         | 9.0  | 6  | 3  | 3  | 3  | 9  | 3  | 0  | 1  | (.194) | (1.00) | 0  | 0  | 1  | 1   | 0   | 36  | 1  | 5.80         |
| 4/26   | AMARILLO       | L, 6-5 (11)    | 11.0 | 10 | 6  | 5  | 3  | 12 | 1  | 0  | 0  | (.244) | (1.18) | 2  | 0  | 0  | 1   | 1   | 45  | 0  | 5.66         |
| 4/27   | AMARILLO       | W, 12-6        | 9.0  | 11 | 6  | 6  | 2  | 6  | 2  | 0  | 1  | (.297) | (1.44) | 2  | 0  | 0  | 0   | 0   | 40  | 0  | 5.68         |
| 4/28   | AMARILLO       | L, 9-5         | 9.0  | 13 | 9  | 9  | 4  | 5  | 3  | 1  | 1  | (.361) | (1.89) | 0  | 1  | 0  | 2   | 1   | 40  | 0  | 5.87         |
| 4/29   | AMARILLO       | W, 8-7         | 9.0  | 15 | 7  | 7  | 6  | 11 | 2  | 0  | 0  | (.395) | (2.33) | 2  | 0  | 0  | 2   | 0   | 45  | 1  | 5.93         |
| 4/30   | AMARILLO       | L, 7-5         | 9.0  | 10 | 7  | 7  | 2  | 11 | 2  | 0  | 3  | (.278) | (1.33) | 0  | 0  | 1  | 1   | 0   | 39  | 0  | 5.98         |
| 5/1    | AMARILLO       | W, 9-5         | 9.0  | 11 | 5  | 5  | 2  | 8  | 3  | 0  | 2  | (.324) | (1.44) | 0  | 0  | 1  | 0   | 0   | 39  | 0  | 5.94         |
| 5/3    | @ Springfield  | L, 12-5        | 8.0  | 10 | 12 | 12 | 13 | 8  | 4  | 0  | 1  | (.323) | (2.88) | 0  | 0  | 2  | 3   | 0   | 46  | 0  | 6.24         |
| 5/4    | @ Springfield  | W, 13-3        | 9.0  | 6  | 3  | 3  | 2  | 9  | 0  | 0  | 1  | (.188) | (0.89) | 1  | 0  | 0  | 1   | 0   | 34  | 0  | 6.10         |
| 5/5    | @ Springfield  | W, 9-6         | 9.0  | 8  | 6  | 6  | 4  | 12 | 4  | 0  | 2  | (.242) | (1.33) | 0  | 0  | 0  | 1   | 0   | 37  | 1  | 6.10         |
| 5/6    | @ Springfield  | L, 2-1         | 8.0  | 7  | 2  | 2  | 5  | 16 | 2  | 0  | 0  | (.226) | (1.50) | 0  | 0  | 0  | 0   | 0   | 36  | 0  | 5.96         |
| 5/7    | @ Springfield  | W, 4-0         | 9.0  | 3  | 0  | 0  | 2  | 8  | 0  | 0  | 0  | (.103) | (0.56) | 1  | 0  | 0  | 0   | 0   | 31  | 0  | 5.73         |
| 5/8    | @ Springfield  | W, 9-5         | 9.0  | 6  | 5  | 3  | 7  | 5  | 1  | 0  | 1  | (.188) | (1.44) | 1  | 0  | 0  | 1   | 0   | 39  | 0  | 5.63         |
| 5/10   | WICHITA        | W, 7-4         | 9.0  | 7  | 4  | 4  | 9  | 9  | 2  | 0  | 2  | (.212) | (1.78) | 0  | 0  | 0  | 0   | 0   | 42  | 1  | 5.57         |
| 5/11   | WICHITA        | L, 4-3         | 9.0  | 8  | 4  | 4  | 6  | 9  | 2  | 1  | 1  | (.242) | (1.56) | 0  | 0  | 0  | 1   | 0   | 39  | 0  | 5.51         |
| 5/12   | WICHITA        | L, 10-4        | 9.0  | 11 | 10 | 10 | 8  | 16 | 3  | 0  | 2  | (.297) | (2.11) | 2  | 0  | 1  | 0   | 0   | 46  | 0  | 5.66         |
| 5/13   | WICHITA        | W, 7-0         | 9.0  | 5  | 0  | 0  | 0  | 12 | 1  | 0  | 0  | (.161) | (0.56) | 0  | 0  | 1  | 0   | 0   | 32  | 0  | 5.48         |
| 5/14   | WICHITA        | L, 7-6         | 9.0  | 10 | 7  | 6  | 6  | 11 | 2  | 0  | 2  | (.278) | (1.78) | 0  | 0  | 0  | 0   | 0   | 42  | 0  | 5.49         |
| 5/15   | WICHITA        | Cancelled/Rain |      |    |    |    |    |    |    |    |    |        |        |    |    |    |     |     |     |    |              |
| 5/17   | @ Arkansas     | L, 7-6 (10)    | 9.2  | 10 | 7  | 7  | 5  | 9  | 3  | 0  | 1  | (.278) | (1.55) | 2  | 0  | 0  | 3   | 2   | 41  | 0  | 5.53         |
| 5/18   | @ Arkansas     | L, 5-4         | 8.0  | 7  | 5  | 3  | 4  | 8  | 1  | 0  | 2  | (.226) | (1.38) | 0  | 1  | 0  | 0   | 0   | 35  | 0  | 5.47         |
| 5/19   | @ Arkansas     | L, 5-0         | 8.0  | 8  | 5  | 5  | 4  | 13 | 0  | 2  | 1  | (.250) | (1.50) | 0  | 0  | 1  | 0   | 0   | 37  | 0  | 5.48         |
| 5/20   | @ Arkansas     | L, 2-1         | 8.0  | 4  | 2  | 0  | 4  | 10 | 0  | 0  | 0  | (.143) | (1.00) | 0  | 0  | 1  | 0   | 0   | 33  | 0  | 5.34         |
| 5/21   | @ Arkansas     | W, 11-4 (8)    | 7.0  | 5  | 4  | 4  | 7  | 8  | 2  | 0  | 0  | (.208) | (1.71) | 0  | 0  | 0  | 0   | 0   | 31  | 0  | 5.33         |
| 5/22   | @ Arkansas     | W, 10-5        | 9.0  | 8  | 5  | 4  | 5  | 7  | 1  | 0  | 1  | (.229) | (1.44) | 0  | 0  | 0  | 0   | 0   | 40  | 0  | 5.30         |
| 5/24   | @ Midland      | W, 8-5         | 9.0  | 12 | 5  | 5  | 3  | 10 | 7  | 0  | 0  | (.308) | (1.67) | 0  | 0  | 1  | 0   | 0   | 43  | 1  | 5.29         |
| 5/25   | @ Midland      | W, 11-3        | 9.0  | 10 | 3  | 3  | 4  | 14 | 4  | 1  | 0  | (.270) | (1.56) | 1  | 0  | 2  | 0   | 0   | 43  | 0  | 5.23         |
| 5/26   | @ Midland      | L, 2-1 (10)    | 9.2  | 3  | 2  | 1  | 3  | 7  | 0  | 0  | 0  | (.097) | (0.62) | 1  | 0  | 0  | 1   | 0   | 34  | 0  | 5.12         |
| 5/27   | @ Midland      | W, 14-6        | 9.0  | 7  | 6  | 4  | 11 | 7  | 2  | 0  | 0  | (.219) | (2.00) | 0  | 0  | 0  | 1   | 0   | 44  | 0  | 5.08         |
| 5/28   | @ Midland      | W, 9-7 (10)    | 10.0 | 10 | 7  | 7  | 5  | 9  | 3  | 0  | 3  | (.256) | (1.50) | 0  | 0  | 0  | 1   | 0   | 44  | 0  | 5.12         |
| 5/29   | @ Midland      | L, 3-1         | 8.0  | 11 | 3  | 3  | 1  | 9  | 2  | 1  | 1  | (.344) | (1.50) | 0  | 0  | 0  | 2   | 0   | 33  | 0  | 5.09         |
| 5/31   | CORPUS CHRISTI | L, 8-7         | 9.0  | 11 | 8  | 7  | 3  | 15 | 3  | 1  | 2  | (.297) | (1.56) | 0  | 0  | 2  | 1   | 0   | 42  | 0  | 5.13         |
| 6/1    | CORPUS CHRISTI | L, 6-2         | 9.0  | 11 | 6  | 6  | 5  | 6  | 2  | 1  | 2  | (.306) | (1.78) | 0  | 0  | 0  | 2   | 0   | 41  | 0  | 5.15         |
| 6/2    | CORPUS CHRISTI | W, 8-2         | 9.0  | 2  | 2  | 2  | 10 | 10 | 0  | 0  | 0  | (.071) | (1.33) | 1  | 1  | 0  | 1   | 0   | 38  | 0  | 5.08         |
| 6/3    | CORPUS CHRISTI | L, 5-4         | 9.0  | 9  | 5  | 5  | 4  | 12 | 4  | 0  | 1  | (.250) | (1.44) | 1  | 1  | 0  | 0   | 0   | 40  | 0  | 5.08         |
| 6/4    | CORPUS CHRISTI | W, 6-5 (10)    | 10.0 | 7  | 5  | 4  | 6  | 18 | 1  | 0  | 0  | (.200) | (1.30) | 1  | 0  | 1  | 1   | 1   | 43  | 0  | 5.04         |
| 6/5    | CORPUS CHRISTI | L, 17-4        | 9.0  | 16 | 17 | 16 | 16 | 11 | 1  | 0  | 2  | (.390) | (3.56) | 1  | 0  | 0  | 1   | 0   | 58  | 0  | 5.27         |
| 6/7    | @ Tulsa        | L, 5-2         | 8.0  | 9  | 5  | 5  | 1  | 10 | 1  | 1  | 3  | (.273) | (1.25) | 0  | 0  | 0  | 0   | 0   | 34  | 0  | 5.27         |
| 6/8    | @ Tulsa        | Postponed/Rain |      |    |    |    |    |    |    |    |    |        |        |    |    |    |     |     |     |    |              |
| 6/9 G1 | @ Tulsa        | W, 5-3 (7)     | 7.0  | 5  | 3  | 3  | 4  | 8  | 1  | 0  | 1  | (.192) | (1.29) | 0  | 0  | 1  | 0   | 0   | 31  | 1  | 5.25         |
| 6/9 G2 | @ Tulsa        | W, 3-0 (7)     | 7.0  | 3  | 0  | 0  | 1  | 5  | 0  | 0  | 0  | (.130) | (0.57) | 0  | 0  | 2  | 1   | 0   | 26  | 0  | 5.17         |
| 6/10   | @ Tulsa        | W, 13-4        | 9.0  | 6  | 4  | 4  | 3  | 11 | 2  | 0  | 2  | (.182) | (1.00) | 2  | 0  | 0  | 0   | 0   | 36  | 0  | 5.15         |
| 6/11   | @ Tulsa        | L, 9-4         | 8.0  | 15 | 9  | 9  | 0  | 12 | 1  | 0  | 1  | (.385) | (1.88) | 0  | 0  | 0  | 0   | 0   | 39  | 0  | 5.23         |
| 6/12   | @ Tulsa        | W, 7-3         | 9.0  | 7  | 3  | 2  | 7  | 10 | 1  | 0  | 1  | (.212) | (1.56) | 1  | 0  | 0  | 2   | 0   | 40  | 1  | 5.17         |
| 6/14   | ARKANSAS       | W, 7-5         | 9.0  | 7  | 5  | 5  | 2  | 11 | 0  | 0  | 3  | (.200) | (1.00) | 0  | 0  | 1  | 1   | 0   | 38  | 0  | 5.17         |
| 6/15   | ARKANSAS       | L, 5-4         | 9.0  | 14 | 5  | 4  | 3  | 5  | 1  | 1  | 2  | (.378) | (1.89) | 0  | 0  | 1  | 0   | 0   | 42  | 0  | 5.15         |
| 6/16   | ARKANSAS       | L, 18-3        | 9.0  | 13 | 18 | 15 | 11 | 12 | 3  | 1  | 1  | (.325) | (2.67) | 0  | 0  | 3  | 1   | 0   | 56  | 0  | 5.32         |
| 6/17   | ARKANSAS       | L, 13-2        | 9.0  | 14 | 13 | 13 | 6  | 6  | 1  | 1  | 5  | (.350) | (2.22) | 0  | 0  | 0  | 0   | 0   | 46  | 0  | 5.45         |
| 6/18   | ARKANSAS       | W, 9-0         | 9.0  | 4  | 0  | 0  | 4  | 12 | 0  | 0  | 0  | (.133) | (0.89) | 0  | 1  | 0  | 1   | 0   | 34  | 0  | 5.36         |
| 6/19   | ARKANSAS       | W, 4-0         | 9.0  | 4  | 0  | 0  | 2  | 9  | 1  | 0  | 0  | (.133) | (0.67) | 0  | 0  | 0  | 1   | 0   | 32  | 0  | 5.27         |
| 6/21   | SPRINGFIELD    | L, 5-3         | 9.0  | 6  | 5  | 3  | 6  | 6  | 1  | 0  | 1  | (.207) | (1.33) | 0  | 0  | 0  | 2   | 0   | 38  | 0  | 5.23         |
| 6/22   | SPRINGFIELD    | L, 9-6         | 9.0  | 11 | 9  | 9  | 9  | 8  | 2  | 0  | 1  | (.314) | (2.22) | 0  | 1  | 2  | 2   | 0   | 47  | 0  | 5.28         |
| 6/23   | SPRINGFIELD    | L, 11-2        | 9.0  | 12 | 11 | 8  | 5  | 9  | 2  | 1  | 1  | (.293) | (1.89) | 0  | 0  | 2  | 0   | 0   | 48  | 0  | 5.34         |
| 6/24   | SPRINGFIELD    | L, 7-1         | 9.0  | 12 | 7  | 6  | 5  | 8  | 6  | 0  | 1  | (.333) | (1.89) | 1  | 0  | 0  | 2   | 0   | 41  | 0  | 5.25         |
| 6/25   | SPRINGFIELD    | L, 13-10       | 9.0  | 17 | 13 | 13 | 5  | 5  | 2  | 0  | 3  | (.425) | (2.44) | 0  | 1  | 1  | 3   | 0   | 47  | 0  | 5.46         |
| 6/26   | SPRINGFIELD    | L, 8-2         | 9.0  | 9  | 8  | 8  | 8  | 10 | 2  | 0  | 0  | (.257) | (1.89) | 1  | 0  | 1  | 0   | 0   | 45  | 0  | 5.50         |



| DATE   | OPPONENT       | RESULT         | AB | R  | H  | RBI | 2B | 3B | HR | TB | BB | SO | IBB | SB | CS | HBP | SAC | SF | GIDP | LOB | AVG (SEASON) |
|--------|----------------|----------------|----|----|----|-----|----|----|----|----|----|----|-----|----|----|-----|-----|----|------|-----|--------------|
| 4/8    | @ Springfield  | W, 11-8        | 40 | 11 | 12 | 9   | 2  | 0  | 0  | 14 | 8  | 8  | 0   | 3  | 0  | 0   | 0   | 2  | 2    | 10  | .300         |
| 4/9    | @ Springfield  | L, 14-11       | 39 | 11 | 15 | 9   | 2  | 0  | 0  | 17 | 7  | 8  | 0   | 0  | 1  | 0   | 0   | 2  | 1    | 10  | .342         |
| 4/10   | @ Springfield  | L, 10-5        | 30 | 5  | 7  | 5   | 2  | 0  | 1  | 12 | 5  | 8  | 0   | 0  | 0  | 1   | 0   | 2  | 3    | 6   | .312         |
| 4/12   | WICHITA        | W, 8-6         | 34 | 8  | 8  | 6   | 2  | 1  | 0  | 12 | 4  | 7  | 0   | 3  | 0  | 0   | 0   | 1  | 6    |     | .294         |
| 4/13   | WICHITA        | W, 8-5         | 32 | 8  | 12 | 7   | 3  | 1  | 0  | 17 | 5  | 8  | 0   | 0  | 0  | 0   | 1   | 1  | 0    | 7   | .309         |
| 4/14   | WICHITA        | L, 7-1         | 32 | 1  | 5  | 1   | 1  | 0  | 0  | 6  | 2  | 15 | 0   | 1  | 0  | 1   | 0   | 0  | 0    | 7   | .285         |
| 4/15   | WICHITA        | L, 4-2         | 32 | 2  | 5  | 1   | 1  | 1  | 0  | 8  | 3  | 5  | 0   | 0  | 1  | 0   | 0   | 0  | 0    | 6   | .268         |
| 4/16   | WICHITA        | L, 6-5 (10)    | 35 | 5  | 6  | 5   | 0  | 0  | 0  | 6  | 9  | 12 | 1   | 2  | 0  | 1   | 0   | 1  | 0    | 12  | .255         |
| 4/17   | WICHITA        | L, 5-1         | 35 | 1  | 10 | 1   | 0  | 0  | 0  | 10 | 2  | 9  | 0   | 4  | 0  | 0   | 0   | 0  | 1    | 9   | .259         |
| 4/19   | @ Frisco       | L, 4-3         | 29 | 3  | 2  | 3   | 0  | 0  | 1  | 5  | 6  | 6  | 0   | 2  | 0  | 1   | 1   | 0  | 0    | 7   | .243         |
| 4/20   | @ Frisco       | W, 7-2         | 35 | 7  | 10 | 7   | 1  | 0  | 3  | 20 | 6  | 11 | 0   | 1  | 0  | 0   | 0   | 0  | 1    | 7   | .247         |
| 4/21   | @ Frisco       | L, 12-2        | 27 | 2  | 2  | 2   | 0  | 0  | 2  | 8  | 9  | 12 | 0   | 4  | 0  | 0   | 0   | 2  | 7    |     | .235         |
| 4/22   | @ Frisco       | W, 11-2        | 35 | 11 | 8  | 10  | 3  | 0  | 2  | 17 | 6  | 9  | 0   | 0  | 0  | 1   | 0   | 0  | 0    | 4   | .234         |
| 4/23   | @ Frisco       | W, 12-4        | 41 | 12 | 12 | 11  | 4  | 0  | 3  | 25 | 5  | 11 | 0   | 2  | 0  | 0   | 0   | 0  | 0    | 7   | .239         |
| 4/24   | @ Frisco       | W, 4-3         | 36 | 4  | 9  | 2   | 1  | 0  | 1  | 13 | 4  | 9  | 0   | 3  | 1  | 0   | 0   | 0  | 0    | 9   | .240         |
| 4/26   | AMARILLO       | L, 6-5 (11)    | 39 | 5  | 9  | 5   | 3  | 0  | 1  | 15 | 3  | 9  | 0   | 0  | 0  | 1   | 1   | 1  | 0    | 9   | .240         |
| 4/27   | AMARILLO       | W, 12-6        | 37 | 12 | 15 | 11  | 3  | 0  | 3  | 27 | 3  | 9  | 0   | 1  | 0  | 3   | 0   | 2  | 0    | 9   | .250         |
| 4/28   | AMARILLO       | L, 9-5         | 31 | 5  | 8  | 4   | 1  | 0  | 1  | 12 | 5  | 9  | 0   | 4  | 1  | 1   | 1   | 0  | 1    | 6   | .250         |
| 4/29   | AMARILLO       | W, 8-7         | 36 | 8  | 17 | 8   | 5  | 1  | 1  | 27 | 4  | 8  | 0   | 1  | 1  | 1   | 0   | 0  | 2    | 9   | .263         |
| 4/30   | AMARILLO       | L, 7-5         | 35 | 5  | 8  | 5   | 3  | 0  | 3  | 20 | 1  | 10 | 0   | 1  | 0  | 0   | 0   | 0  | 0    | 4   | .261         |
| 5/1    | AMARILLO       | W, 9-5         | 34 | 9  | 12 | 8   | 2  | 0  | 3  | 23 | 3  | 9  | 0   | 2  | 0  | 1   | 1   | 1  | 0    | 7   | .265         |
| 5/3    | @ Springfield  | L, 12-5        | 36 | 5  | 8  | 5   | 2  | 1  | 0  | 12 | 2  | 9  | 0   | 0  | 0  | 0   | 0   | 1  | 0    | 7   | .263         |
| 5/4    | @ Springfield  | W, 13-3        | 40 | 13 | 15 | 13  | 5  | 0  | 1  | 23 | 9  | 11 | 0   | 0  | 1  | 1   | 0   | 0  | 1    | 1   | .269         |
| 5/5    | @ Springfield  | W, 9-6         | 43 | 9  | 17 | 9   | 1  | 1  | 4  | 32 | 3  | 7  | 0   | 2  | 0  | 0   | 1   | 1  | 0    | 12  | .275         |
| 5/6    | @ Springfield  | L, 2-1         | 28 | 1  | 4  | 1   | 0  | 0  | 0  | 4  | 1  | 10 | 0   | 0  | 2  | 0   | 0   | 1  | 0    | 2   | .271         |
| 5/7    | @ Springfield  | W, 4-0         | 33 | 4  | 9  | 4   | 1  | 1  | 0  | 12 | 3  | 8  | 0   | 2  | 1  | 0   | 0   | 0  | 1    | 5   | .271         |
| 5/8    | @ Springfield  | W, 9-5         | 37 | 9  | 13 | 8   | 2  | 0  | 2  | 21 | 4  | 3  | 1   | 0  | 0  | 0   | 1   | 2  | 1    | 8   | .274         |
| 5/10   | WICHITA        | W, 7-4         | 30 | 7  | 11 | 7   | 2  | 0  | 2  | 19 | 3  | 7  | 0   | 1  | 1  | 1   | 1   | 1  | 5    |     | .277         |
| 5/11   | WICHITA        | L, 4-3         | 36 | 3  | 8  | 3   | 0  | 0  | 1  | 11 | 3  | 10 | 0   | 2  | 0  | 0   | 0   | 0  | 1    | 9   | .275         |
| 5/12   | WICHITA        | L, 10-4        | 35 | 4  | 8  | 4   | 3  | 0  | 1  | 14 | 0  | 10 | 0   | 0  | 0  | 0   | 0   | 0  | 0    | 4   | .274         |
| 5/13   | WICHITA        | W, 7-0         | 32 | 7  | 8  | 7   | 1  | 0  | 2  | 15 | 2  | 9  | 0   | 5  | 0  | 0   | 0   | 0  | 0    | 3   | .273         |
| 5/14   | WICHITA        | L, 7-6         | 39 | 6  | 11 | 5   | 4  | 0  | 1  | 18 | 4  | 13 | 0   | 1  | 0  | 0   | 0   | 0  | 0    | 10  | .273         |
| 5/15   | WICHITA        | Cancelled/Rain |    |    |    |     |    |    |    |    |    |    |     |    |    |     |     |    |      |     |              |
| 5/17   | @ Arkansas     | L, 7-6 (10)    | 40 | 6  | 12 | 6   | 4  | 0  | 0  | 16 | 5  | 8  | 0   | 0  | 1  | 0   | 0   | 0  | 2    | 10  | .274         |
| 5/18   | @ Arkansas     | L, 5-4         | 32 | 4  | 5  | 2   | 1  | 0  | 0  | 6  | 3  | 10 | 0   | 2  | 0  | 0   | 1   | 0  | 0    | 5   | .271         |
| 5/19   | @ Arkansas     | L, 5-0         | 31 | 0  | 3  | 0   | 0  | 0  | 0  | 3  | 1  | 10 | 0   | 1  | 0  | 2   | 0   | 0  | 3    | 7   | .266         |
| 5/20   | @ Arkansas     | L, 2-1         | 30 | 1  | 4  | 1   | 0  | 0  | 0  | 4  | 3  | 9  | 0   | 1  | 0  | 0   | 0   | 1  | 0    | 6   | .263         |
| 5/21   | @ Arkansas     | W, 11-4 (8)    | 33 | 11 | 12 | 11  | 1  | 0  | 1  | 16 | 6  | 5  | 0   | 5  | 0  | 2   | 1   | 2  | 0    | 10  | .266         |
| 5/22   | @ Arkansas     | W, 10-5        | 37 | 10 | 11 | 10  | 2  | 1  | 2  | 21 | 4  | 10 | 0   | 1  | 0  | 1   | 1   | 0  | 2    | 6   | .267         |
| 5/24   | @ Midland      | W, 8-5         | 36 | 8  | 10 | 8   | 2  | 0  | 2  | 18 | 4  | 9  | 0   | 1  | 0  | 0   | 0   | 0  | 1    | 5   | .267         |
| 5/25   | @ Midland      | W, 11-3        | 40 | 11 | 16 | 10  | 3  | 1  | 2  | 27 | 5  | 6  | 0   | 1  | 0  | 0   | 0   | 2  | 2    | 9   | .271         |
| 5/26   | @ Midland      | L, 2-1 (10)    | 36 | 1  | 8  | 1   | 2  | 0  | 0  | 10 | 3  | 11 | 1   | 0  | 0  | 1   | 0   | 1  | 1    | 11  | .269         |
| 5/27   | @ Midland      | W, 14-6        | 45 | 14 | 17 | 12  | 5  | 0  | 1  | 25 | 8  | 5  | 0   | 2  | 0  | 0   | 0   | 0  | 1    | 12  | .272         |
| 5/28   | @ Midland      | W, 9-7 (10)    | 43 | 9  | 15 | 8   | 5  | 1  | 2  | 28 | 5  | 12 | 1   | 0  | 0  | 0   | 1   | 0  | 0    | 11  | .274         |
| 5/29   | @ Midland      | L, 3-1         | 31 | 1  | 6  | 1   | 2  | 0  | 1  | 11 | 4  | 7  | 0   | 1  | 0  | 0   | 0   | 0  | 1    | 7   | .273         |
| 5/31   | CORPUS CHRISTI | L, 8-7         | 35 | 7  | 12 | 7   | 3  | 0  | 1  | 18 | 6  | 14 | 0   | 1  | 1  | 0   | 0   | 2  | 0    | 9   | .274         |
| 6/1    | CORPUS CHRISTI | L, 6-2         | 32 | 2  | 7  | 2   | 4  | 0  | 0  | 11 | 4  | 8  | 0   | 0  | 0  | 0   | 0   | 1  | 1    | 8   | .273         |
| 6/2    | CORPUS CHRISTI | W, 8-2         | 31 | 8  | 9  | 6   | 1  | 0  | 0  | 10 | 7  | 11 | 0   | 4  | 0  | 0   | 0   | 0  | 3    | 6   | .274         |
| 6/3    | CORPUS CHRISTI | L, 5-4         | 34 | 4  | 7  | 4   | 1  | 0  | 2  | 14 | 3  | 15 | 0   | 0  | 0  | 1   | 0   | 0  | 0    | 7   | .272         |
| 6/4    | CORPUS CHRISTI | W, 6-5 (10)    | 33 | 6  | 4  | 5   | 0  | 0  | 2  | 10 | 7  | 13 | 0   | 1  | 0  | 1   | 1   | 0  | 0    | 8   | .269         |
| 6/5    | CORPUS CHRISTI | L, 17-4        | 33 | 4  | 7  | 4   | 1  | 0  | 2  | 14 | 2  | 14 | 0   | 0  | 0  | 0   | 0   | 0  | 0    | 4   | .268         |
| 6/7    | @ Tulsa        | L, 5-2         | 33 | 2  | 6  | 2   | 1  | 0  | 1  | 10 | 3  | 17 | 0   | 0  | 0  | 1   | 0   | 0  | 0    | 8   | .267         |
| 6/8    | @ Tulsa        | Postponed/Rain |    |    |    |     |    |    |    |    |    |    |     |    |    |     |     |    |      |     |              |
| 6/9 G1 | @ Tulsa        | W, 5-3 (7)     | 26 | 5  | 6  | 4   | 1  | 0  | 2  | 13 | 1  | 7  | 0   | 4  | 1  | 1   | 0   | 0  | 0    | 2   | .267         |
| 6/9 G2 | @ Tulsa        | W, 3-0 (7)     | 26 | 3  | 5  | 2   | 2  | 0  | 0  | 7  | 4  | 10 | 0   | 1  | 0  | 0   | 0   | 0  | 0    | 6   | .266         |
| 6/10   | @ Tulsa        | W, 13-4        | 34 | 13 | 11 | 13  | 0  | 0  | 3  | 20 | 9  | 8  | 0   | 5  | 2  | 3   | 0   | 1  | 1    | 7   | .267         |
| 6/11   | @ Tulsa        | L, 9-4         | 36 | 4  | 8  | 4   | 1  | 0  | 1  | 12 | 3  | 9  | 0   | 0  | 0  | 0   | 0   | 0  | 1    | 8   | .266         |
| 6/12   | @ Tulsa        | W, 7-3         | 38 | 7  | 11 | 7   | 3  | 0  | 0  | 14 | 4  | 13 | 0   | 1  | 0  | 0   | 0   | 1  | 0    | 9   | .266         |
| 6/14   | ARKANSAS       | W, 7-5         | 30 | 7  | 7  | 6   | 1  | 0  | 1  | 11 | 4  | 6  | 0   | 3  | 0  | 1   | 0   | 0  | 0    | 4   | .266         |
| 6/15   | ARKANSAS       | L, 5-4         | 36 | 4  | 11 | 4   | 5  | 0  | 0  | 16 | 2  | 8  | 0   | 0  | 0  | 1   | 0   | 2  | 0    | 10  | .266         |
| 6/16   | ARKANSAS       | L, 18-3        | 34 | 3  | 7  | 3   | 2  | 0  | 1  | 12 | 3  | 6  | 0   | 0  | 0  | 0   | 0   | 0  | 0    | 7   | .265         |
| 6/17   | ARKANSAS       | L, 13-2        | 31 | 2  | 4  | 2   | 3  | 0  | 1  | 10 | 3  | 6  | 0   | 0  | 0  | 0   | 0   | 0  | 0    | 5   | .263         |
| 6/18   | ARKANSAS       | W, 9-0         | 26 | 9  | 4  | 9   | 1  | 0  | 1  | 8  | 9  | 8  | 0   | 2  | 0  | 3   | 0   | 1  | 1    | 6   | .262         |
| 6/19   | ARKANSAS       | W, 4-0         | 29 | 4  | 8  | 4   | 2  | 0  | 0  | 10 | 5  | 4  | 0   | 3  | 1  | 4   | 1   | 0  | 1    | 11  | .262         |
| 6/21   | SPRINGFIELD    | L, 5-3         | 33 | 3  | 7  | 3   | 3  | 0  | 0  | 10 | 8  | 12 | 0   | 0  | 0  | 0   | 0   | 0  | 1    | 11  | .261         |
| 6/22   | SPRINGFIELD    | L, 9-6         | 36 | 6  | 11 | 5   | 2  | 0  | 2  | 19 | 1  | 7  | 0   | 3  | 0  | 3   | 2   | 0  | 0    | 9   | .262         |
| 6/23   | SPRINGFIELD    | L, 11-2        | 30 | 2  | 3  | 2   | 1  | 0  | 0  | 1  | 7  | 3  | 0   | 0  | 0  | 0   | 0   | 0  | 0    | 4   | .260         |
| 6/24   | SPRINGFIELD    | L, 7-1         | 32 | 1  | 6  | 0   | 0  | 0  | 0  | 6  | 4  | 10 | 0   | 1  | 0  | 0   | 0   | 0  | 1    | 8   | .259         |
| 6/25   | SPRINGFIELD    | L, 13-10       | 37 | 10 | 11 | 9   | 1  | 0  | 3  | 21 | 2  | 10 | 0   | 1  | 0  | 0   | 0   | 1  | 0    | 3   | .260         |
| 6/26   | SPRINGFIELD    | L, 8-2         | 34 | 2  | 8  | 1   | 0  | 0  | 1  | 11 | 2  | 10 | 0   | 0  | 0  | 1   | 0   | 0  | 2    | 8   | .259         |







HITTING

| SERIES    | OPPONENT         | DATES       | AVG  | G | AB  | R  | H  | TB  | 2B | 3B | HR | RBI | BB | IBB | SO | SB | CS | OBP  | SLG  | OPS   | PA  | SAC | SF | HBP | GIDP |
|-----------|------------------|-------------|------|---|-----|----|----|-----|----|----|----|-----|----|-----|----|----|----|------|------|-------|-----|-----|----|-----|------|
| SERIES 1  | @ Springfield    | 4/8 - 4/10  | .312 | 3 | 109 | 27 | 34 | 43  | 6  | 0  | 1  | 23  | 20 | 0   | 24 | 3  | 1  | .410 | .394 | .804  | 134 | 0   | 4  | 1   | 6    |
| SERIES 2  | WICHITA          | 4/12 - 4/17 | .230 | 6 | 200 | 25 | 46 | 59  | 7  | 3  | 0  | 21  | 25 | 1   | 56 | 10 | 1  | .319 | .295 | .614  | 230 | 1   | 2  | 2   | 2    |
| SERIES 3  | @ Frisco         | 4/19 - 4/24 | .212 | 6 | 203 | 39 | 43 | 88  | 9  | 0  | 12 | 35  | 36 | 0   | 58 | 12 | 1  | .336 | .433 | .769  | 242 | 1   | 0  | 2   | 3    |
| SERIES 4  | AMARILO          | 4/26 - 5/1  | .325 | 6 | 212 | 44 | 69 | 124 | 17 | 1  | 12 | 41  | 19 | 0   | 54 | 9  | 2  | .393 | .585 | .978  | 245 | 3   | 4  | 7   | 3    |
| SERIES 5  | @ Springfield    | 5/3 - 5/8   | .304 | 6 | 217 | 41 | 66 | 104 | 11 | 3  | 7  | 40  | 22 | 1   | 48 | 4  | 4  | .363 | .479 | .842  | 247 | 2   | 5  | 1   | 3    |
| SERIES 6  | WICHITA          | 5/10 - 5/15 | .267 | 5 | 172 | 27 | 46 | 77  | 10 | 0  | 7  | 26  | 12 | 0   | 49 | 9  | 1  | .317 | .448 | .765  | 187 | 1   | 1  | 1   | 2    |
| SERIES 7  | @ Arkansas       | 5/17 - 5/22 | .232 | 6 | 203 | 32 | 47 | 66  | 8  | 1  | 3  | 30  | 22 | 0   | 52 | 10 | 1  | .318 | .325 | .643  | 236 | 3   | 3  | 5   | 7    |
| SERIES 8  | @ Midland        | 5/24 - 5/29 | .307 | 6 | 231 | 44 | 71 | 118 | 19 | 2  | 8  | 40  | 29 | 2   | 50 | 5  | 0  | .383 | .511 | .894  | 265 | 1   | 3  | 1   | 6    |
| SERIES 9  | CORPUS CHRISTI   | 5/31 - 6/5  | .232 | 6 | 198 | 31 | 46 | 77  | 10 | 0  | 7  | 28  | 29 | 0   | 75 | 6  | 1  | .332 | .389 | .721  | 233 | 1   | 3  | 2   | 4    |
| SERIES 10 | @ Tulsa          | 6/7 - 6/12  | .244 | 6 | 193 | 34 | 47 | 76  | 8  | 0  | 7  | 32  | 24 | 0   | 64 | 11 | 3  | .339 | .394 | .733  | 224 | 0   | 2  | 5   | 2    |
| SERIES 11 | ARKANSAS         | 6/14 - 6/19 | .220 | 6 | 186 | 29 | 41 | 67  | 14 | 0  | 4  | 28  | 26 | 0   | 38 | 8  | 1  | .339 | .360 | .699  | 225 | 1   | 3  | 9   | 2    |
| SERIES 12 | SPRINGFIELD      | 6/21 - 6/26 | .228 | 6 | 202 | 24 | 46 | 74  | 7  | 0  | 7  | 20  | 20 | 0   | 52 | 5  | 0  | .308 | .366 | .674  | 229 | 2   | 1  | 4   | 4    |
| SERIES 13 | @ Amarillo       | 6/28 - 7/3  | .305 | 6 | 210 | 60 | 64 | 141 | 18 | 1  | 19 | 57  | 42 | 0   | 55 | 7  | 3  | .421 | .671 | 1.092 | 259 | 0   | 4  | 3   | 10   |
| SERIES 14 | TULSA            | 7/4 - 7/10  | .255 | 6 | 200 | 30 | 51 | 72  | 12 | 0  | 3  | 24  | 34 | 1   | 64 | 17 | 1  | .361 | .360 | .721  | 241 | 3   | 3  | 1   | 1    |
| SERIES 15 | @ Corpus Christi | 7/12 - 7/17 | .265 | 6 | 211 | 41 | 56 | 93  | 11 | 1  | 8  | 38  | 27 | 0   | 67 | 4  | 5  | .361 | .441 | .802  | 245 | 0   | 1  | 5   | 2    |
| SERIES 16 | SPRINGFIELD      | 7/22 - 7/24 |      |   |     |    |    |     |    |    |    |     |    |     |    |    |    |      |      |       |     |     |    |     |      |
| SERIES 17 | @ Wichita        | 7/26 - 7/31 |      |   |     |    |    |     |    |    |    |     |    |     |    |    |    |      |      |       |     |     |    |     |      |
| SERIES 18 | TULSA            | 8/2 - 8/7   |      |   |     |    |    |     |    |    |    |     |    |     |    |    |    |      |      |       |     |     |    |     |      |
| SERIES 19 | @ Arkansas       | 8/9 - 8/14  |      |   |     |    |    |     |    |    |    |     |    |     |    |    |    |      |      |       |     |     |    |     |      |
| SERIES 20 | SAN ANTONIO      | 8/16 - 8/21 |      |   |     |    |    |     |    |    |    |     |    |     |    |    |    |      |      |       |     |     |    |     |      |
| SERIES 21 | SPRINGFIELD      | 8/23 - 8/28 |      |   |     |    |    |     |    |    |    |     |    |     |    |    |    |      |      |       |     |     |    |     |      |
| SERIES 22 | @ Tulsa          | 8/30 - 9/4  |      |   |     |    |    |     |    |    |    |     |    |     |    |    |    |      |      |       |     |     |    |     |      |
| SERIES 23 | @ Wichita        | 9/6 - 9/11  |      |   |     |    |    |     |    |    |    |     |    |     |    |    |    |      |      |       |     |     |    |     |      |
| SERIES 24 | FRISCO           | 9/13 - 9/18 |      |   |     |    |    |     |    |    |    |     |    |     |    |    |    |      |      |       |     |     |    |     |      |

PITCHING

| SERIES    | OPPONENT         | DATES       | W | L | ERA   | G | GS | CG | SHO | GF | HLD | SV | SVO | IP   | H  | R  | ER | HR | HB | BB | IBB | SO | AVG  | WP | BK | GIDP | TBF | WHIP |
|-----------|------------------|-------------|---|---|-------|---|----|----|-----|----|-----|----|-----|------|----|----|----|----|----|----|-----|----|------|----|----|------|-----|------|
| SERIES 1  | @ Springfield    | 4/8 - 4/10  | 1 | 2 | 10.80 | 3 | 3  | 0  | 0   | 3  | 0   | 0  | 0   | 25.0 | 33 | 32 | 30 | 6  | 2  | 24 | 0   | 11 | .308 | 5  | 0  | 2    | 133 | 2.28 |
| SERIES 2  | WICHITA          | 4/12 - 4/17 | 2 | 4 | 4.91  | 6 | 6  | 0  | 0   | 6  | 1   | 1  | 2   | 55.0 | 52 | 33 | 30 | 6  | 4  | 24 | 0   | 58 | .244 | 3  | 0  | 4    | 242 | 1.38 |
| SERIES 3  | @ Frisco         | 4/19 - 4/24 | 4 | 2 | 4.33  | 6 | 6  | 0  | 0   | 6  | 2   | 1  | 1   | 52.0 | 50 | 27 | 25 | 8  | 4  | 22 | 0   | 44 | .258 | 3  | 0  | 5    | 226 | 1.38 |
| SERIES 4  | AMARILO          | 4/26 - 5/1  | 3 | 3 | 6.27  | 6 | 6  | 0  | 0   | 6  | 1   | 1  | 2   | 56.0 | 70 | 40 | 39 | 7  | 2  | 19 | 2   | 53 | .315 | 6  | 1  | 6    | 248 | 1.59 |
| SERIES 5  | @ Springfield    | 5/3 - 5/8   | 4 | 2 | 4.50  | 6 | 6  | 0  | 1   | 6  | 1   | 1  | 2   | 52.0 | 40 | 28 | 26 | 5  | 2  | 33 | 0   | 58 | .213 | 3  | 0  | 6    | 223 | 1.40 |
| SERIES 6  | WICHITA          | 5/10 - 5/15 | 2 | 3 | 4.80  | 5 | 5  | 0  | 1   | 5  | 1   | 1  | 1   | 45.0 | 40 | 25 | 24 | 7  | 2  | 29 | 0   | 57 | .235 | 2  | 0  | 1    | 201 | 1.53 |
| SERIES 7  | @ Arkansas       | 5/17 - 5/22 | 2 | 4 | 4.17  | 6 | 6  | 0  | 0   | 6  | 0   | 0  | 1   | 49.2 | 42 | 28 | 23 | 5  | 2  | 29 | 2   | 55 | .226 | 2  | 1  | 3    | 217 | 1.43 |
| SERIES 8  | @ Midland        | 5/24 - 5/29 | 4 | 2 | 3.79  | 6 | 6  | 0  | 0   | 6  | 1   | 1  | 2   | 54.2 | 53 | 26 | 23 | 4  | 3  | 27 | 0   | 56 | .252 | 2  | 0  | 5    | 241 | 1.46 |
| SERIES 9  | CORPUS CHRISTI   | 5/31 - 6/5  | 2 | 4 | 6.55  | 6 | 6  | 0  | 0   | 6  | 0   | 0  | 0   | 55.0 | 56 | 43 | 40 | 7  | 3  | 44 | 1   | 72 | .263 | 4  | 2  | 6    | 262 | 1.82 |
| SERIES 10 | @ Tulsa          | 6/7 - 6/12  | 4 | 2 | 4.31  | 6 | 6  | 1  | 1   | 5  | 0   | 2  | 2   | 48.0 | 45 | 24 | 23 | 8  | 3  | 16 | 0   | 56 | .241 | 3  | 0  | 3    | 206 | 1.27 |
| SERIES 11 | ARKANSAS         | 6/14 - 6/19 | 3 | 3 | 6.17  | 6 | 6  | 0  | 2   | 6  | 1   | 0  | 1   | 54.0 | 56 | 41 | 37 | 11 | 5  | 28 | 0   | 55 | .264 | 0  | 1  | 4    | 248 | 1.56 |
| SERIES 12 | SPRINGFIELD      | 6/21 - 6/26 | 0 | 6 | 7.83  | 6 | 6  | 0  | 0   | 6  | 1   | 0  | 1   | 54.0 | 67 | 53 | 47 | 7  | 6  | 38 | 0   | 46 | .310 | 2  | 2  | 9    | 266 | 1.94 |
| SERIES 13 | @ Amarillo       | 6/28 - 7/3  | 2 | 4 | 7.11  | 6 | 6  | 0  | 0   | 6  | 0   | 0  | 0   | 50.2 | 60 | 49 | 40 | 11 | 7  | 32 | 0   | 60 | .290 | 4  | 0  | 2    | 248 | 1.96 |
| SERIES 14 | TULSA            | 7/4 - 7/10  | 3 | 3 | 4.09  | 6 | 6  | 0  | 0   | 6  | 0   | 1  | 2   | 55.0 | 59 | 25 | 25 | 10 | 1  | 27 | 0   | 57 | .271 | 2  | 2  | 3    | 248 | 1.56 |
| SERIES 15 | @ Corpus Christi | 7/12 - 7/17 | 2 | 4 | 9.00  | 6 | 6  | 0  | 0   | 6  | 0   | 1  | 1   | 50.0 | 75 | 58 | 50 | 7  | 10 | 32 | 0   | 51 | .341 | 7  | 0  | 2    | 264 | 2.14 |
| SERIES 16 | SPRINGFIELD      | 7/22 - 7/24 |   |   |       |   |    |    |     |    |     |    |     |      |    |    |    |    |    |    |     |    |      |    |    |      |     |      |
| SERIES 17 | @ Wichita        | 7/26 - 7/31 |   |   |       |   |    |    |     |    |     |    |     |      |    |    |    |    |    |    |     |    |      |    |    |      |     |      |
| SERIES 18 | TULSA            | 8/2 - 8/7   |   |   |       |   |    |    |     |    |     |    |     |      |    |    |    |    |    |    |     |    |      |    |    |      |     |      |
| SERIES 19 | @ Arkansas       | 8/9 - 8/14  |   |   |       |   |    |    |     |    |     |    |     |      |    |    |    |    |    |    |     |    |      |    |    |      |     |      |
| SERIES 20 | SAN ANTONIO      | 8/16 - 8/21 |   |   |       |   |    |    |     |    |     |    |     |      |    |    |    |    |    |    |     |    |      |    |    |      |     |      |
| SERIES 21 | SPRINGFIELD      | 8/23 - 8/28 |   |   |       |   |    |    |     |    |     |    |     |      |    |    |    |    |    |    |     |    |      |    |    |      |     |      |
| SERIES 22 | @ Tulsa          | 8/30 - 9/4  |   |   |       |   |    |    |     |    |     |    |     |      |    |    |    |    |    |    |     |    |      |    |    |      |     |      |
| SERIES 23 | @ Wichita        | 9/6 - 9/11  |   |   |       |   |    |    |     |    |     |    |     |      |    |    |    |    |    |    |     |    |      |    |    |      |     |      |
| SERIES 24 | FRISCO           | 9/13 - 9/18 |   |   |       |   |    |    |     |    |     |    |     |      |    |    |    |    |    |    |     |    |      |    |    |      |     |      |

SERIES WINS: 4

SERIES LOSSES: 8

SERIES SPLITS: 3



THE LAST TIME THE NATURALS...

Table listing various baseball statistics and the last time they occurred for the Northwest Arkansas Naturals. Includes categories like 'THREW A PERFECT GAME', 'HIT 3 HOME RUNS IN ONE GAME', 'WALKED 4 TIMES IN ONE GAME', etc.

THE LAST TIME A NATURALS HITTER...

Table listing various baseball statistics and the last time they occurred for a Northwest Arkansas Naturals hitter. Includes categories like 'HAD 6 HITS IN ONE GAME', 'REACHED BASE 6 TIMES IN ONE GAME', 'SAW 16 PITCHES IN A SINGLE PLATE APPEARANCE', etc.

THE LAST TIME A NATURALS PITCHER...

Table listing various baseball statistics and the last time they occurred for a Northwest Arkansas Naturals pitcher. Includes categories like 'THREW A 1-HITTER (9 INNINGS)', 'THREW A 9-INNING COMPLETE GAME SHUTOUT', 'STRUCK OUT 13 IN A GAME', etc.