



GAME NOTES

NORTHWEST ARKANSAS NATURALS

3000 GENE GEORGE BLVD • SPRINGDALE, AR 72762 • PH: 479.927.4900 • FAX: 479.756.8088

WWW.NWANATURALS.COM /NATURALS NWANATURALS @NWANATURALS



NORTHWEST ARKANSAS NATURALS (29-29) vs. ARKANSAS TRAVELERS (32-27)

LHP Zack Phillips (1-1, 6.27 ERA) vs. RHP Emerson Hancock (0-2, 2.65 ERA)

Thursday, June 16th, 2022 • 7:05 PM (CT) First Pitch • Arvest Ballpark • Springdale, Arkansas

Game 59 of 137 • Home Game 26 of 69 • Home Record: 10-15 • Night Game Record: 22-24 • North Division Record: 16-18

Streak: L1 • Last 5: 3-2 • Last 10: 6-4 • Road Record: 19-14 • Day Game Record: 7-5 • South Division Record: 13-11

Listen: www.milb.com/northwest-arkansas/fans/audio-listen-live • Watch: MiLB.tv



UPCOMING GAMES & PITCHING PROBABLES

Friday, June 17, 2022	ARKANSAS	7:05 p.m. CT
Saturday, June 18, 2022	ARKANSAS	6:05 p.m. CT
Sunday, June 19, 2022	ARKANSAS	2:05 p.m. CT

RHP Alec Marsh (1-4, 7.04 ERA) vs. RHP Taylor Dollard (4-2, 0.86 ERA)
RHP Noah Murdock (0-1, 6.23 ERA) vs. RHP Connor Jones (4-3, 3.19 ERA)
LHP Anthony Veneziano (3-4, 6.12 ERA) vs. RHP Stephen Kolek (4-4, 4.08 ERA)

BY THE NUMBERS

(UNDERLINE INDICATES MLB LEADER) (BOLD INDICATES DOUBLE-A LEADER) (ITALICS INDICATES DOUBLE-A WORST)

.266 (14th) < AVG	.228 (10th)	5.15 (14th)	ERA > 3.78 (1st)
355 (2nd) < R	258 (10th)	1.52 (7th)	WHIP > 1.29 (1st)
534 (3rd) < H	438 (10th)	.256 (5th)	AVG > .221 (1st)
65 (8th) < HR	43 (10th)	510.1 (6th)	IP > 516.0 (4th)
244 (5th) BB >	271 (13rd)	502 (5th)	H > 413 (1st)
544 (8th) K >	428 (5th)	316 (5th)	R > 247 (1st)
82 (2nd) < SB	51 (7th)	68 (7th)	HR > 46 (1st)
.350 (6th) < OBP	.328 (10th)	272 (18th)	BB > 253 (6th)
.429 (5th) < SLG	.349 (10th)	536 (5th)	K > 571 (1st)
.779 (5th) < OPS	.677 (10th)	3 (12nd)	SHO > 5 (1st)

SERIES HISTORY

NWA ALL-TIME vs. Travelers	204-181 (.530)
NWA ALL-TIME in Springdale	112-75 (.599)
NWA ALL-TIME in North Little Rock	92-106 (.465)

2022 vs. Travelers	3-5 (.400)
2022 in Springdale	1-1 (.500)
2022 in North Little Rock	2-4 (.333)

DATE	H/R	SCORE	WIN	LOSS	SAVE
5/17/22	R	L, 7-6 (10)	T. Kuhn	W. Pennington	-
5/18/22	R	L, 8-7	T. Dollard	A. Zerpa	M. Stryffeler
5/19/22	R	L, 5-0	C. Jones	A. Marsh	-
5/20/22	R	L, 2-1	J. Haberer	D. Parrish	T. Kuhn
5/21/22	R	W, 11-4 (8)	D. Biasi	S. Kolek	-
5/22/22	R	W, 10-5	Z. Phillips	E. Hancock	-
6/14/22	H	W, 7-5	A. Veneziani	S. Kolek	-
6/15/22	H	L, 5-4	C. Kober	M. Peacock	M. Stryffeler
6/16/22	H				
6/17/22	H				
6/18/22	H				
6/19/22	H				
8/9/22	R				
8/10/22	R				
8/11/22	R				
8/12/22	R				
8/13/22	R				
8/14/22	R				

NATURALS PR DEPARTMENT • NATURALS@GMAIL.COM

Dustin Dethlefs – Director, Marketing & PR – dustin@nwanaturals.com
 Nicholas Badders – Broadcaster/Media Relations/Baseball Ops – nicholas@nwanaturals.com
 Adam Annaratore – Creative Services Coordinator – adam@nwanaturals.com
 Kelsey Chanler – Marketing and Creative Services Assistant – kelsey@nwanaturals.com

YESTERDAY'S GAME

	1	2	3	4	5	6	7	8	9	R	H	E	LO
Arkansas	1	0	0	1	0	0	2	0	1	5	14	0	10
NW Arkansas	0	0	1	1	1	0	0	0	1	4	11	1	10

Win: Collin Kober (2-0) Loss: Matt Peacock (0-1) Save: Michael Stryffeler (11)

SPRINGDALE, AR – The Northwest Arkansas Naturals fell a run short in a back-and-forth game Wednesday night, as the Arkansas Travelers came out ahead 5-4 to even the week's series.

- After the Travelers scored in the first, the Naturals tied the game in the third on an RBI double from **Maikel Garcia** that scored **Tucker Bradley**. When Arkansas took the lead back in the top of the fourth, Garcia doubled Bradley home again in the bottom half to even the score back at 2-2.
- Northwest Arkansas took its only lead of the night in the fifth inning, when **Logan Porter** scored from third on a sacrifice fly off the bat of **Sebastian Rivero**.
- Starting pitcher **Dante Biasi** threw just 64 pitches across 5.0 innings of work, striking out just one but holding the Travelers to only two runs on six hits.
- Biasi was followed out of the bullpen by a pair of Major League rehabbers, **Gabe Speier** and **Matt Peacock**. Speier pitched a scoreless sixth with a pair of strikeouts, pitching in Northwest Arkansas for the first time since 2019. Peacock pitched the seventh and allowed two runs (one earned) on three hits and was charged with the loss.
- After the Travelers plated two in the seventh and one in the ninth, **Nick Loftin** led off the bottom of the ninth with a double to bring the tying run to the plate, then he scored on a sacrifice fly from Porter, but the Naturals couldn't push the tying run across, dropping their 13th one-run game this season, a 3-13 record in such games.

NATURALS HITTING LEADERS

GAMES	Maikel Garcia (55)
AT-BATS	Maikel Garcia (224)
RUNS	Maikel Garcia (43)
HITS	Garcia & Massey (67)
TOTAL BASES	Michael Massey (109)
DOUBLES	Maikel Garcia (107)
TRIPLES	Tucker Bradley (3)
HOME RUNS	Seuly Matias (10)
RUNS BATTED IN	T^ Michael Massey (48)
WALKS	Maikel Garcia (34)
STRIKEOUTS	Robbie Glendinning (72)
STOLEN BASES	Maikel Garcia (18)
BATTING AVERAGE	Logan Porter (.338)
ON-BASE %	Logan Porter (.465)
SLUGGING %	Logan Porter (.544)
OPS	Logan Porter (1.009)

NATURALS PITCHING LEADERS

WINS	Four Tied (4)
LOSSES	Three Tied (4)
ERA	Drew Parrish (2.13)
GAMES	Del Rosario & Dipoto (18)
STARTS	Marsh & Veneziano (11)
COMPLETE GAMES	Anthony Veneziano (1)
GAMES FINISHED	Zach Willeman (12)
SAVES	Three Tied (2)
INNINGS	Drew Parrish (55.0)
HITS	Anthony Veneziano (52)
RUNS	Alec Marsh (38)
EARNED RUNS	Alec Marsh (36)
HOME RUNS	Anthony Veneziano (11)
HIT BATTERS	Drew Parrish (5)
WALKS	Anthony Veneziano (30)
STRIKEOUTS	* Alec Marsh (79)

* INDICATES LEAGUE LEADER // ^ INDICATES DOUBLE-A LEADER

THIS DAY IN NATURALS HISTORY

The Naturals are 7-7 all-time when playing on June 16

On June 16, 2011, the Northwest Arkansas Naturals beat the Springfield Cardinals, 7-1 at Arvest Ballpark, behind a strong start from **Buddy Baumann** and multiple key offensive contributions. Baumann pitched 7.0 scoreless innings on just 75 pitches, striking out seven without a walk and just four hits. Hitting ninth in the order, third baseman **Kurt Mertins** went 2-for-3 with four runs batted in, including a two-run double in the second inning. Second baseman **Jeff Bianchi** went 3-for-4 while right fielder **Wil Myers** collected a pair of doubles.

HOME/AWAY

Home Games	10-15
Away Games	19-14

TIME OF DAY

Night Games	22-24
Day Games	7-5

MONTH

April	9-11
May	13-12
June	7-6
July	
August	
September	

OPPONENT

vs. Amarillo	3-3
vs. Arkansas	3-5
vs. Corpus Christi	2-4
vs. Frisco	4-2
vs. Midland	4-2
vs. San Antonio	
vs. Springfield	5-4
vs. Tulsa	4-2
vs. Wichita	4-7

DAY OF THE WEEK

on Monday	
on Tuesday	4-6
on Wednesday	5-4
on Thursday	4-6
on Friday	6-4
on Saturday	5-5
on Sunday	5-4

THIS HOMESTAND

Record	1-1
Team Batting Average	(.273)
Home Runs	1
Runs/Runs Per Game	11/5.5
Team ERA	4.50
Strikeouts	16
Saves/Opportunities	0/1

THIS WEEK IN NATURALS BASEBALL

MONDAY	TUESDAY	WEDNESDAY	THURSDAY	FRIDAY	SATURDAY	SUNDAY
6/13 OFF	6/14 vs. Arkansas W, 7-5	6/15 vs. Arkansas L, 5-4	6/16 vs. Arkansas 7:05 PM	6/17 vs. Arkansas 7:05 PM	6/18 vs. Arkansas 6:05 PM	6/19 vs. Arkansas 2:05 PM



FOLLOW THE LEADER

Manager Chris Widger enters his first season at the helm of the Naturals, after previous stops in *Advanced Rookie* Burlington (2019) and *High-A* Quad Cities (2021) managing Royals affiliates.

- 17 of the Naturals' 28 active players played for Widger with the Quad Cities River Bandits last season.
- 8 of the Naturals' 28 active players played under Widger with the Burlington Royals, then in Quad Cities and now in Northwest Arkansas: **Dante Biasi, Jonah Dipoto, Maikel Garcia, Jake Means, Noah Murdock, Zack Phillips, Logan Porter** and **John Rave**.

EXTREME ENDS OF THE SPECTRUM

When looking at the Naturals' numbers one game to the next, it appears rather black and white with what leads to a win or loss.

- When scoring six runs or more, the Naturals are 26-4, while when scoring five runs or less, just 4-25.
- The Naturals are 19-6 when recording 10 hits or more, but when they get nine hits or less, are just 10-23.
- The Naturals are 27-8 when out-hitting their opponent or hits are tied, but 2-21 when out-hit by their opponent.
- When the Naturals score first, they are 18-9, whereas 11-20 when the opponent scores first ... oddly enough, the Naturals have scored first just once in their last six wins.

ONE RUN GOES A LONG WAY

The Naturals are 3-13 in one-run games this season, meaning 13 of their 29 losses this season have been decided by just one run.

- Nine of the Naturals' last 15 losses have been by just a run, as well as four of five losses to the Travelers this season.
- The Naturals have had the winning run at the plate in six losses this season (all one-run losses) and had the tying run at the plate or on base in 13 losses this season (including 10 of their one-run losses).

RIGHT WHERE THEY BELONG

The Northwest Arkansas Naturals have generally hovered around .500 for most of the season, with a loss yesterday going back to .500 with a 29-29 record ... the Naturals have been at or within a game of .500 after 36 of 58 games this season.

- The team has peaked at two games above .500, at a 15 - 13 record after the game May 10, but with a low-point of four games under .500 on two occasions.
- After 13 of 48 games this season, the Naturals have ended the day with an even .500 record.
- After 23 of 58 games this season, the Naturals have ended the day within a game of .500, either one game over or under.

Yo, You WANNA SEE SOME REAL SPEED?

Through 58 games, the Naturals have stolen 82 bases in 97 attempts (average 1.41 steals/game, 84.54% success rate).

- 82 steals ranks second in the Texas League, fourth in Double-A and 21st in the Minors.
- Maikel Garcia's** 18 steals (in 20 attempts) ranks fifth in the Texas League and tied seventh in all of Double-A.
- The Naturals have pulled off a double steal 12 times, meaning 24 of 82 steals this year (29.3%) have come on a double-steal.
- The Naturals have stolen at least one base in 38 of 58 games this season, including 21 games with two or more steals, with three occasions where the team has stolen five bases, with perfect 5-for-5 steal efforts as a club on 5/13 vs. Wichita and 5/21 @ Arkansas.

GAR-SEE YA ON BASE

Shortstop **Maikel Garcia** has reached base in 49 of the 55 games he has played in this season, reaching base multiple times on 33 occasions.

- In 260 plate appearances, the Venezuelan has reached base 101 times (67 hits + 34 walks), for a .390 on-base percentage.
- Garcia has walked 34 times and struck out 43 times, a 0.79 K/BB rate.
- The shortstop places among the Texas League leaders in several categories, ranking tied fourth in hits (67) and doubles (17), fifth in steals (18), tied eighth in walks (34) and ninth in runs scored (43) ... he ranks among the Double-A leader in hits (tied sixth), doubles (tied seventh), steals (tied seventh) and runs scored (10th).
- His 14-game hitting streak between April 27 and May 12 is the longest on the Naturals this year, tied for the 15th-longest in club history and tied for the second-longest in the Texas League this season ... in those 14 games, he hit .397 (23-for-58) with six doubles and a .970 OPS.

ROCKIN' ROBBIE

Naturals first baseman **Robbie Glendinning** has settled into the starting first base role with the team, but more importantly has consistently gotten on base with the club.

- Glendinning is responsible for the two longest on-base streaks this season, 15 games at the start of the season and 17 consecutive games from June 21 to June 10, a streak snapped Saturday night.
- The Australian reached in the first 15 games he played in 2022, hitting .300 (15-for-50) between April 8 and 29 with a .453 on-base percentage ... he has also reached base in 17 games from May 21 to June 10, batting .258 (17-for-66) with a .354 OBP.
- He's reached base at least once in 45 of 50 games this season, and has reached base multiple times in 22 games, one of six Naturals to do so 20+ times.

PUSHIN P(ORTER)

Catcher **Logan Porter** has quietly flown under the radar as one of the top hitters in the Royals system so far in 2022.

- Among full-season Minor League hitters, Porter ranks third in on-base percentage (.465) ... he places second among Double-A hitters in OBP, fourth in batting average (.338) and eighth in OPS (1.009) ... in the Texas League, he is second in OBP, fourth in batting average, fifth in OPS and eighth in slugging percentage (.544).
- Among qualified Royals minor league hitters, Porter has the on-base percentage and OPS, is tied for the highest batting average and ranks second in slugging percentage, behind Omaha's Vinnie Pasquantino (.608).
- Porter has reached base in 37 of 40 games he's played this season, with hits in 28 of 40 and 16 multi-hit games, nine of which came in May.
- In the month of June, Porter is hitting .414 (12-for-29) with three home runs and seven runs batted in, along with a 1.319 OPS. His batting average this month ranks third in the Texas League, while his OPS ranks as the second-highest.
- In the month of May, Porter hit .343 (24-for-70) with a team-best 1.017 OPS and he had drove in 13 runs with 11 walks.

NUMERICAL QUICK ROSTER

#	PLAYER	POS	B/T
1	Rave, John	OF	L/L
2	Cropley, Tyler	C	R/R
3	Rivero, Sebastian	C	R/R
4	Grotjohn, Ryan	INF/OF	L/R
7	Bewley, Brhet	INF/OF	R/R
8	Garcia, Maikel	INF	R/R
9	Means, Jake	INF	R/R
11	Porter, Logan	C	R/R
12	Bradley, Tucker	OF	L/L
13	Loftin, Nick	INF/OF	R/R
14	Capps, Holden	LHP	R/L
15	Marsh, Alec	RHP	R/R
16	Glendinning, Robbie	INF	R/R
17	Phillips, Zack	LHP	L/L
19	Gentry, Tyler	OF	R/R
21	Lacy, Asa (7-IL)	LHP	L/L
22	Woods Jr., Stephen	RHP	R/R
25	Matias, Seuly (7-IL)	OF	R/R
26	Peacock, Matt (ML Rehab)	RHP	R/R
27	Pennington, Walter	LHP	L/L
29	Murdock, Noah	RHP	R/R
32	Veneziano, Anthony	LHP	L/L
33	Klein, Will	RHP	R/R
34	Cosby, Christian	RHP	R/R
35	Webb, Nathan (7-IL)	RHP	R/R
38	Biasi, Dante	LHP	L/L
39	Sotillet, Andres	RHP	R/R
41	Haake, Zach (7-IL)	RHP	R/R
44	Stupienski, Gavin	INF/C	L/R
45	Del Rosario, Yefri	RHP	R/R
51	Chamberlain, Christian	LHP	L/L
55	Dipoto, Jonah	RHP	R/R
57	Speier, Gabe (ML Rehab)	LHP	L/L

ALPHABETICAL QUICK ROSTER

#	PLAYER	POS	B/T
7	Bewley, Brhet	INF/OF	R/R
38	Biasi, Dante	LHP	L/L
12	Bradley, Tucker	OF	L/L
14	Capps, Holden	LHP	R/L
51	Chamberlain, Christian	LHP	L/L
34	Cosby, Christian	RHP	R/R
2	Cropley, Tyler	C	R/R
45	Del Rosario, Yefri	RHP	R/R
55	Dipoto, Jonah	RHP	R/R
8	Garcia, Maikel	INF	R/R
19	Gentry, Tyler	OF	R/R
16	Glendinning, Robbie	INF	R/R
4	Grotjohn, Ryan	INF/OF	L/R
41	Haake, Zach (7-IL)	RHP	R/R
33	Klein, Will	RHP	R/R
21	Lacy, Asa (7-IL)	LHP	L/L
13	Loftin, Nick	INF/OF	R/R
15	Marsh, Alec	RHP	R/R
25	Matias, Seuly (7-IL)	OF	R/R
9	Means, Jake	INF	R/R
29	Murdock, Noah	RHP	R/R
26	Peacock, Matt (ML Rehab)	RHP	R/R
27	Pennington, Walter	LHP	L/L
17	Phillips, Zack	LHP	L/L
11	Porter, Logan	C	R/R
1	Rave, John	OF	L/L
3	Rivero, Sebastian	C	R/R
39	Sotillet, Andres	RHP	R/R
57	Speier, Gabe (ML Rehab)	LHP	L/L
44	Stupienski, Gavin	INF/C	L/R
32	Veneziano, Anthony	LHP	L/L
35	Webb, Nathan (7-IL)	RHP	R/R
22	Woods Jr., Stephen	RHP	R/R

BATTING

LEFTIES	4
RIGHTIES	8
SWITCH	0

PITCHING

LEFTIES	8
RIGHTIES	11

PRO-NUN-SEE-AY-SHUNS

4 RYAN GROTJOHN (GROET-john)

21 ASA LACY (AY-suh)

41 ZACH HAAKE (hockey)

BENCH COACH 23: MIKE JIRSCHLE (jursh-LEE)

7 BRHET BEWLEY (Brett Bew-lee)

32 ANTHONY VENEZIANO (va-nee-zee-ee-ah-no)

45 YEFRI DEL ROSARIO (Jeffrey)

8 MAIKEL GARCIA (my-KELL gar-SEE-uh)

38 DANTE BIASI (bee-AH-zee)

53 ÁNGEL ZERPA (AHN-hel SAIR-pah)

25 SEULY MATIAS (soo-lee mah-TEE-as)

39 ÁNDRES SOTILLET (ahn-DRACE soh-tee-YAY)

55 JONAH DIPOTO (dih-POH-to)



NATURALS HARDWARE SHELF

Players of the Month

TBD

Pitchers of the Month (1)

- May: LHP Drew Parrish ... started five games and went 3-1 with a 0.59 ERA (2 ER in 30.2 IP) ... only allowed 15 hits and four walks, while striking out 29 opposing hitters ... among qualified Texas League pitchers, threw the most innings and had the lowest ERA and WHIP (0.62), while holding opponents to a .144 average.

Players of the Week (2)

- April 25 to May 1: 2B Michael Massey ... hit .417 (10-for-28) across six games with a league-best 19 total bases and nine runs batted in, while tied for the Texas League lead with 10 hits. His 1.221 OPS ranked third among players with at least 20 at-bats, while his .417 average tied for second among that same group.
- May 23 to May 29: 2B Michael Massey ... hit a league-best .481 (13-for-27) across six games in Midland, while tied for the league lead with 19 total bases. He drove in nine runs as well, doubling three times with one home run, a go-ahead grand slam on May 24 and collected multiple hits in each of the first five games of the series.

Pitchers of the Week (3)

- May 2 to May 8: LHP Drew Parrish ... threw 7.0 scoreless innings on May 7 @ Springfield ... held the Cardinals to just two hits and one walk while striking out four. He retired the first eight he faced and the final five, with five 1-2-3 frames.
- May 9 to May 15: LHP Drew Parrish ... threw 7.0 scoreless innings on May 13 vs. Wichita ... held the Wind Surge to just three hits and no walks while striking out nine. Between the second and sixth innings, he retired 13 straight batters, retiring the side 1-2-3 in the first inning, as well as the third through sixth.
- June 6 to June 12: LHP Anthony Veneziano ... threw 7.0 scoreless innings in a complete-game shutout on June 9 @ Tulsa ... held the Drillers to just three hits and one walk while striking out five, on 79 pitches. Retired the final eight hitters he faced and 11 of the last 12, only needing five pitches for a 1-2-3 seventh inning to end the night.

TOOLS TEAM

Five Naturals players were listed in *Baseball America's* 2022 Best Tools Survey of the Kansas City Royals' organization.

- CF Nick Loftin is rated as having the "Best Strike-Zone Discipline" in the system.
- SS Maikel Garcia is rated as having the "Best Infield Arm" in the system.
- RF Seuly Matias is rated as having the "Best Outfield Arm" in the system.
- LHP Asa Lacy is rated as having the "Best Slider" in the system.
- LHP Ángel Zerpa is rated as having the "Best Control" in the system.

QUICK FACTS

Founded	2008
Colors	Navy Blue, Burgundy, Gold and White
League	Texas League (Since 2008)
Ownership	Rich Entertainment Group
General Manager	Justin Cole (9th Season)
Home Ballpark (Capacity)	Arvest Ballpark (7,350, 6,500 seats)
Dimensions	LF- 327 LCF- 377 CF- 400 RCF- 378 RF- 325
Wall Heights	LF-LCF: 9 feet CF: 11 feet RCF-RF: 9 feet











ROSTER BREAKDOWN

Age 20	0	Native of Australia	1
Age 21	0	Native of Dominican Republic	2
Age 22	5	Native of United States	25
Age 23	7	Native of Venezuela	3
Age 24	7	Acquired by Royals via Free Agency	12
Age 25	5	(International)	4
Age 26	4	(Minor League)	5
Age 27	3	(Undrafted)	3
Age 28	1	Acquired by Royals via Trade	1
Age 29	0	Acquired by Royals via First Year Player Draft	18
Average Age	24 Years 103 Days	(High School)	1
Median Age	24	(Rounds 1-5)	7
		(2nd Year/College)	0
		(Rounds 6-10)	5
		(3rd Year/College)	13
		(Rounds 11-20)	1
		(4th+ Year/College)	4
		(Rounds 21-40)	5
		(2016-18 Drafts)	5
		(2019 Draft)	8
		(2020 Draft)	5
		(2021 Draft)	0

ROYALS TOP-30 PROSPECTS (RANKING ACCORDING TO MLB PIPELINE)

#	PLAYERS (POSITION)	OVERALL RANKING	BASEBALL AMERICA RANKING
3	Asa Lacy (LHP) (IL)	66th Overall / 4th LHP	Royals 5th / 9th LHP
5	Nick Loftin (OF)		Royals 12th
10	Alec Marsh (RHP)		Royals 14th
11	Ángel Zerpa (LHP)		Royals 24th
15	Anthony Veneziano (LHP)		Royals 30th
17	Will Klein (RHP)		Royals 22nd
19	Maikel Garcia (SS)		Royals 15th
21	Noah Murdock (RHP)		Royals 26th
25	Tyler Gentry (OF)		-
27	Nathan Webb (RHP) (IL)		-
28	Christian Chamberlain (LHP)		-
-	Yefri Del Rosario (RHP)		Royals 25th

UNIFORM RECORDS

 Navy/Red (18-17) Home: 8-10 Road: 10-7	 Red (9-7) Home: 0-0 Road: 9-7	 White/Navy (2-4) Home: 2-4 Road: 0-0	 Los Naturales Home: 0-0 Road: 0-0	 Growlin' Chickens Home: 0-0 Road: 0-0	 Fauxback Home: 0-0 Road: 0-0
 White (8-8) Home: 8-8 Road: 0-0	 Grey (8-6) Home: 0-0 Road: 8-6	 Navy (13-14) Home: 2-6 Road: 11-8	 Los Naturales Home: 0-0 Road: 0-0	 Growlin' Chickens Home: 0-0 Road: 0-0	 Fauxback Home: 0-0 Road: 0-0
HOME UNIFORM COMBINATIONS			ROAD UNIFORM COMBINATIONS		
Navy/Red Hat & White Jersey: 7-6 White Hat & White Jersey: 1-2 Red Hat & White Jersey: 0-0 Specialty/Theme Uniforms: 1-0			Navy/Red Hat & Navy Jersey: 1-4 White Hat & Navy Jersey: 1-2 Red Hat & Navy Jersey: 0-0		
			Navy/Red Hat & Grey Jersey: 4-2 Red Hat & Grey Jersey: 4-4 Red Hat & Navy Jersey: 5-3		

NATURALS IN-SEASON BIRTHDAYS

APRIL (3)

4/14 – Walter Pennington (24)
4/14 – Jake Means (26)
4/25 – Ryan Grotjohn (27)

MAY (5)

5/6 – Tucker Bradley (24)
5/7 – Derrick Lewis (46)
5/14 – Alec Marsh (24)
5/14 – Christian Colón (33)
5/21 – Chris Widger (51)

JUNE (2)

6/2 – Asa Lacy (23)
6/10 – Stephen Woods Jr. (27)

JULY (3)

7/11 – Zack Phillips (24)
7/12 – Logan Porter (27)
7/20 – Christian Chamberlain (23)

AUGUST (2)

8/20 – Noah Murdock (24)
8/20 – Nathan Webb (25)

SEPTEMBER (6)

9/1 – Anthony Veneziano (25)
9/3 – Jonah Dipoto (26)
9/4 – Seuly Matias (24)
9/23 – Yefri Del Rosario (23)
9/25 – Nick Loftin (24)
9/27 – Ángel Zerpa (23)



2022 BREAKING ROSTER

Pitchers (16): LHP Dante Biasi, LHP Holden Capps, RHP Christian Cosby, RHP Yefri Del Rosario, RHP Jonah Dipoto, RHP Zach Haake, LHP Asa Lacy, RHP Alec Marsh, LHP Drew Parrish, LHP Zack Phillips, RHP Ándres Sotillet, LHP Anthony Veneziano, RHP Nathan Webb, RHP Zach Willeman, RHP Stephen Woods Jr. and LHP Ángel Zerpa.

Catchers (3): Tyler Cropley, Sebastian Rivero, Logan Porter

Infielders (7): Nathan Eaton, Maikel Garcia, Robbie Glendinning, Ryan Grotjohn, Michael Massey, Jake Means, Gavin Stupienski

Outfielders (4): Tucker Bradley, Nick Loftin, Seuly Matias, John Rave

- 4/4 Kansas City Royals announce Breaking Roster
- 4/8 LHP **Holden Capps** placed on the development list
INF **Gavin Stupienski** placed on the development list
- 4/12 RHP **Nate Webb** placed on the 7-day injured list
- 4/16 LHP **Holden Capps** activated from the development list
- 4/19 C **Tyler Cropley** placed on the 7-day injured list
RHP **Christian Cosby** placed on the 7-day injured list
INF **Gavin Stupienski** activated from the development list
- 4/21 LHP **Walter Pennington** transferred to Northwest Arkansas (AA) from Quad Cities (A+)
- 4/23 RHP **Zach Haake** placed on the 7-day injured list
RHP **Patrick Halligan** transferred to Northwest Arkansas (AA) from Columbia (A)
- 4/26 RHP **Patrick Halligan** transferred to Quad Cities (A+) from Northwest Arkansas (AA)
- 4/28 RHP **Ándres Sotillet** transferred to Omaha (AAA) from Northwest Arkansas (AA)
- 5/3 INF **Ryan Grotjohn** placed on the Development List
INF **Brhet Bewley** activated from the Quad Cities Injured List and transferred to Northwest Arkansas (AA)
LHP **Patrick Smith** transferred to Northwest Arkansas (AA) from Quad Cities (A+)
LHP **Marcelo Martinez** transferred to Northwest Arkansas (AA) from Omaha (AAA)
- 5/8 C **Sebastian Rivero** recalled by Kansas City (MLB) from Northwest Arkansas (AA)
- 5/9 C **Sebastian Rivero** optioned to Northwest Arkansas (AA)
C **Sebastian Rivero** recalled by Kansas City (MLB) from Northwest Arkansas (AA)
- 5/10 LHP **Asa Lacy** placed on the 7-day injured list
INF **Ryan Grotjohn** activated from the Development List
- 5/13 C **Sebastian Rivero** optioned to Northwest Arkansas (AA)
- 5/14 LHP **Patrick Smith** placed on the Development List
RHP **Will Klein** activated from the 7-day injured list
- 5/17 C **Sebastian Rivero** recalled by Kansas City (MLB) from Northwest Arkansas (AA)
- 5/21 LHP **Marcelo Martinez** transferred to Omaha (AAA) from Northwest Arkansas (AA)
- 5/24 LHP **Patrick Smith** transferred to Quad Cities (A+) from Northwest Arkansas (AA)
RHP **Ándres Sotillet** transferred to Northwest Arkansas (AA) from Omaha (AAA)
- 5/26 OF **John Rave** transferred to Omaha (AAA) from Northwest Arkansas (AA)
INF **Nate Eaton** transferred to Omaha (AAA) from Northwest Arkansas (AA)
- 5/28 C **Sebastian Rivero** optioned to Northwest Arkansas (AA)
- 5/31 RHP **Christian Cosby** activated from the 7-day injured list
LHP **Christian Chamberlain** transferred to Northwest Arkansas (AA) from Quad Cities (A+)
RHP **Zach Willeman** transferred to Omaha (AAA) from Northwest Arkansas (AA)
- 6/1 OF **Parker Bates** transferred to Northwest Arkansas (AA) from Quad Cities (A+)
RHP **Ándres Sotillet** transferred to Omaha (AAA) from Northwest Arkansas (AA)
- 6/3 LHP **Drew Parrish** transferred to Omaha (AAA) from Northwest Arkansas (AA)
RHP **Noah Murdock** transferred to Northwest Arkansas (AA) from Quad Cities (A+)
- 6/4 OF **John Rave** transferred to Northwest Arkansas (AA) from Omaha (AAA)
- 6/7 OF **Parker Bates** transferred to Quad Cities (A+) from Northwest Arkansas (AA)
- 6/10 RHP **Ándres Sotillet** transferred to Northwest Arkansas (AA) from Omaha (AAA)
LHP **Ángel Zerpa** recalled by Kansas City (MLB) from Northwest Arkansas (AA)
- 6/12 LHP **Ángel Zerpa** optioned to Northwest Arkansas (AA)
- 6/14 INF **Michael Massey** transferred to Omaha (AAA) from Northwest Arkansas (AA)
OF **Tyler Gentry** transferred to Northwest Arkansas (AA) from Quad Cities (A+)
C **Tyler Cropley** activated from the 7-day injured list
OF **Seuly Matias** placed on the 7-day injured list
LHP **Gabe Speier** transferred to Northwest Arkansas on Major League Rehab
RHP **Matt Peacock** transferred to Northwest Arkansas on Major League Rehab



#36 CHRIS WIDGER • MANAGER

- Chris Widger will manage the Naturals after guiding the River Bandits to a High-A Central championship in their first season as a Kansas City affiliate in 2021. In doing so, he was named the Minor League Manager of the Year by *Baseball America* following the 2021 season.
- 2022 marks Widger's seventh year in the Royals' organization, as he was slated to manage Advanced-A Wilmington in 2020 and led Burlington to the Appalachian League Championship Series in his first season as Manager in 2019. Prior to that, he was Wilmington's Bench Coach from 2016-18.
- Before joining the Royals organization, he managed the Independent League Camden Riversharks in 2015 and was their Pitching Coach from 2012-14.
- A third-round pick by Seattle in the 1992 Draft, Widger played in parts of 10 seasons in the Majors with the Mariners (1995-96, 2000), Expos (1997-2000), Yankees (2002), Cardinals (2003), White Sox (2005-06) and Orioles (2006), winning a World Series with Chicago in 2005.
- Widger and his wife, Whitney, reside in Pennsville, N.J., with their children: C.J., Ashlynn and Skylar.



#43 DERRICK LEWIS • PITCHING COACH

- Derrick Lewis is in his third season with the Royals' organization and second as pitching coach at Northwest Arkansas.
- He spent the previous 16 seasons in the Atlanta Braves' organization, the first 14 as a Minor League pitching coach and the last two as the Pitching Coordinator.
- Pitching coach timeline: 2004-07: GCL Braves (Gulf Coast League, RK)... 2008-10: Danville Braves (Appalachian League, RK)... 2011-13: Rome Braves (South Atlantic League, A)... 2014: Lynchburg Hillcats (Carolina League, A+)... 2015-2016: Carolina Mudcats (Carolina League, A+)... 2017: Mississippi Braves (Southern League, AA)
- He played seven seasons in the Braves' organization from 1997-2003, after being selected in the 20th round of the 1997 draft.
- Lewis and his wife, Roslyn, reside in Charlotte, North Carolina, with their daughter, Skye and Son, Lake.



#6 ABRAHAM NÚÑEZ • HITTING COACH

- Abraham Núñez enters his fourth season as Northwest Arkansas' hitting coach after serving in the same capacity with High-A Wilmington (2015-2018), Class-A Lexington (2014), Rookie Advanced Burlington (2013) and the Dominican Royals (2012).
- Núñez played for parts of 12 seasons in the Majors with the Pirates (1997-2004), Cardinals (2005), Phillies (2006-2007) and Mets (2008). A switch-hitter, he owns a career average of .242 as a utility infielder in the big leagues, primarily playing third base, but could play all four infield positions.
- His best season came in 2005 when he batted .285 in 139 games for the National League Champion St. Louis Cardinals.
- Lifetime .346 (9-for-28) hitter in the postseason, including the 2005 National League Championship Series with St. Louis when he hit .385, though did not play in the World Series.
- Born in Santo Domingo, Dominican Republic, he now resides in Hudson, Massachusetts.



#27 CHRISTIAN COLÓN • ASSISTANT HITTING COACH

- Christian Colón returns to the organization as the Naturals Assistant Hitting Coach in 2022, following a 12-year professional career.
- He was the Royals first-round pick in the 2010 MLB Draft, scored the winning run in the 2014 AL Wild Card game and had the game-winning hit in the title-clinching Game 5 of the 2015 World Series.
- After being drafted in 2010, Colón ascended to Northwest Arkansas by 2011 and between 2011, 2012 and 2014, played 202 games for the Naturals ... In 2011, Colón led the Texas League in sacrifices (21), while leading the team in at-bats (491) and hits (126). His 21 sacrifices that season are the most a Naturals player has ever recorded in a single season, while 28 overall are tied for the club record.
- During his playing career, he made stops in Miami (2017) and Cincinnati (2019-20) ... spent 2021 with the Rich Baseball-owned Buffalo Bisons (Triple-A, Toronto) before announcing his retirement.
- He also played in parts of four seasons in the Puerto Rican Winter League.
- Christian lives in Cave Springs, Ark. (15 minutes North of Arvest Ballpark) with his wife, Kayla, and three daughters, Marley, Mia and Lucy.



#23 MIKE JIRSCHLE • BENCH COACH

- Mike Jirschele enters his first season as the Bench Coach for Northwest Arkansas after spending last season in the same role for Manager Chris Widger in Quad Cities.
- He served as a Special Assistant to the General Manager in 2020 and was on the Royals coaching staff as the Third Base Coach from 2014-19 and won the World Series in 2015.
- Jirschele previously managed the Triple-A Omaha franchise for 11 seasons (2003-13), leading the team to four division titles, three-straight trips to the Pacific Coast League championship round (2011-13), two PCL titles (2011, 2013) and a Triple-A Championship in 2013.
- He earned the 2011 Mike Coolbaugh Award for outstanding baseball work ethic, knowledge of the game and skill in mentoring young players on the field.
- Prior to his 11-year stint with Omaha, he served as the Royals Minor League Infield Coordinator for four years (1998-2002), while he held managerial positions with Omaha (1995-97), Wilmington (1994), Rockford (1993) and the Gulf Coast Royals (1992).
- Jirschele was originally selected by the Texas Rangers in the fifth round of the 1977 MLB Draft and played in 999 minor league games over 13-plus seasons in the Rangers and Royals systems.



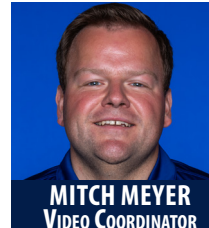
DANNY ACCOLA • CERTIFIED ATHLETIC TRAINER

- Danny Accola is entering his seventh season with the Royals organization and first as the certified athletic trainer with the Naturals, after serving in the same role with the Quad Cities in 2021.
- He was slated to serve in that role with Wilmington in 2020 and previously filled those roles with Lexington in 2019, Burlington from 2017-18 and with Surprise in 2016.
- Accola graduated from the University of Central Missouri in 2014 and previously held an athletic training internship with the Denver Broncos in 2013.



C.J. MIKKELSEN • STRENGTH & CONDITIONING COACH

- C.J. Mikkelsen will serve as the Northwest Arkansas Strength & Conditioning Coach for the second consecutive season, after being slated to fill that same role at Idaho Falls in 2020.
- He graduated in December 2019 with a master's degree in sports physiology from Texas A&M University, where he also worked as a Sports Performance Graduate Intern.
- Mikkelsen earned his bachelor's degree in exercise and wellness from Arizona State University in 2016. He resides in Desert Hills, Arizona.

DREW EPPERSON
VIDEO COORDINATORMITCH MEYER
VIDEO COORDINATOR



Zack Phillips - Pitching - Stat Splits - 2022 - Regular Season

Split	Team	W	L	ERA	G	GS	CG	SHO	SV	IP	H	R	ER	HR	HB	BB	IBB	SO	WHIP	AVG	AB	WP	BK	GIDP	TBF	NP-S
Home Games	NWA	0 0	3.55	6	0	0	0	0	0	12.2	11	5	5	1	1	7	0	8	1.42	.239	46	1	0	3	54	194 - 111
Away Games	NWA	1 1	7.97	8	1	0	0	0	0	20.1	24	19	18	4	2	10	0	17	1.67	.308	78	1	0	4	91	335 - 210
Day Games	NWA	1 0	0.00	2	0	0	0	0	0	4.0	3	0	0	0	0	1	0	3	1.00	.214	14	0	0	1	15	57 - 38
Night Games	NWA	0 1	7.14	12	1	0	0	0	0	29.0	32	24	23	5	3	16	0	22	1.66	.291	110	2	0	6	130	472 - 283
On Grass	NWA	1 1	6.27	14	1	0	0	0	0	33.0	35	24	23	5	3	17	0	25	1.58	.282	124	2	0	7	145	529 - 321
April	NWA	0 0	10.54	5	0	0	0	0	0	13.2	18	16	16	1	3	6	0	6	1.76	.333	54	1	0	3	64	217 - 134
May	NWA	1 1	2.19	6	0	0	0	0	0	12.1	10	4	3	2	0	7	0	11	1.38	.233	43	0	0	3	50	196 - 116
June	NWA	0 0	5.14	3	1	0	0	0	0	7.0	7	4	4	2	0	4	0	8	1.57	.259	27	1	0	1	31	116 - 71
On Tuesdays	NWA	0 0	2.70	1	0	0	0	0	0	3.1	3	1	1	1	0	2	0	4	1.50	.250	12	0	0	1	14	53 - 30
On Wednesdays	NWA	0 0	6.14	4	0	0	0	0	0	7.1	8	5	5	1	0	5	0	7	1.77	.286	28	1	0	1	33	123 - 71
On Thursdays	NWA	0 1	9.64	2	0	0	0	0	0	4.2	6	6	5	1	2	0	0	1	1.29	.353	17	0	0	1	20	60 - 42
On Fridays	NWA	0 0	5.14	2	1	0	0	0	0	7.0	8	4	4	2	0	3	0	5	1.57	.276	29	1	0	0	32	117 - 74
On Saturdays	NWA	0 0	10.80	3	0	0	0	0	0	6.2	7	8	8	0	1	6	0	5	1.95	.292	24	0	0	3	31	119 - 66
On Sundays	NWA	1 0	0.00	2	0	0	0	0	0	4.0	3	0	0	0	0	1	0	3	1.00	.214	14	0	0	1	15	57 - 38
In games following a win	NWA	1 1	8.18	9	1	0	0	0	0	22.0	26	21	20	5	3	12	0	17	1.73	.310	84	1	0	6	100	365 - 223
In games following a loss	NWA	0 0	2.45	5	0	0	0	0	0	11.0	9	3	3	0	0	5	0	8	1.27	.225	40	1	0	1	45	164 - 98
Starter	NWA	0 0	9.00	1	1	0	0	0	0	4.0	6	4	4	2	0	2	0	5	2.00	.333	18	1	0	0	20	73 - 48
Reliever	NWA	1 1	5.90	13	0	0	0	0	0	29.0	29	20	19	3	3	15	0	20	1.52	.274	106	1	0	7	125	456 - 273

Split	Team	AVG	G	AB	R	H	2B	3B	HR	RBI	BB	IBB	SO	SB	CS	OBP	SLG	OPS	HBP	SAC	SF	GIDP
vs Left	NWA	.188	12	32	6	2	0	0	2	5	0	10				.350	.250	.600	3	0	0	1
vs Right	NWA	.315	13	92	29	4	0	5	18	12	0	15				.390	.522	.912	0	0	1	6
Team is ahead	NWA	.323	3	31	10	3	0	1	5	3	0	8				.382	.516	.898	0	0	0	0
Team is behind	NWA	.265	11	83	22	3	0	3	13	13	0	15				.380	.410	.790	3	0	1	6
Score is tied	NWA	.300	3	10	3	0	0	1	2	1	0	2				.364	.600	.964	0	0	0	1
Batting First	NWA	.250	12	16	4	2	0	0	5	0	0	3				.294	.375	.669	1	0	0	0
Batting Second	NWA	.067	12	15	1	1	0	0	0	2	0	2				.176	.133	.309	0	0	0	1
Batting Third	NWA	.385	12	13	5	0	0	1	3	2	0	1				.500	.615	1.115	1	0	0	0
Batting Fourth	NWA	.167	11	12	2	0	0	1	1	2	0	2				.286	.417	.703	0	0	0	3
Batting Fifth	NWA	.333	13	15	5	2	0	0	1	3	0	5				.444	.467	.911	0	0	0	1
Batting Sixth	NWA	.286	12	14	4	0	0	0	1	2	0	1				.375	.286	.661	0	0	0	0
Batting Seventh	NWA	.429	12	14	6	1	0	1	4	1	0	3				.438	.714	1.152	0	0	1	1
Batting Eighth	NWA	.286	11	14	4	0	0	1	3	2	0	5				.375	.500	.875	0	0	0	0
Batting Ninth	NWA	.364	11	11	4	0	0	1	2	3	0	3				.533	.636	1.169	1	0	0	1
Leading Off	NWA	.393	13	28	11	2	0	2	2	3	0	5				.469	.679	1.148	1	0	0	0
First Inning	NWA	.000	2	4	0	0	0	0	0	0	0	2	0	0		.000	.000	.000	0	0	0	0
Second Inning	NWA	.333	3	9	3	1	0	1	3	2	0	2	0	0		.455	.778	1.233	0	0	0	1
Third Inning	NWA	.400	4	15	7	6	0	0	1	4	5	0	4	0	0	.550	.600	1.150	0	0	0	0
Fourth Inning	NWA	.333	3	12	3	4	2	0	1	3	1	0	1	0	0	.385	.750	1.135	0	0	0	1
Fifth Inning	NWA	.154	5	13	0	2	0	0	0	0	3	0	7	0	0	.313	.154	.467	0	0	0	1
Sixth Inning	NWA	.286	6	21	4	6	1	0	1	4	1	0	5	0	1	.348	.476	.824	1	0	0	1
Seventh Inning	NWA	.261	7	23	5	6	2	0	1	5	3	0	4	0	0	.357	.478	.835	1	0	1	0
Eighth Inning	NWA	.389	5	18	1	7	0	0	0	0	2	0	0	0	0	.450	.389	.839	0	0	0	2
Ninth Inning	NWA	.000	3	6	0	0	0	0	0	0	0	0	0	0	0	.143	.000	.143	1	0	0	1
Extra Innings	NWA	.333	1	3	1	1	0	0	0	1	0	0	0	0	0	.333	.333	.666	0	0	0	0
Bases Empty	NWA	.333	12	57	19	3	0	3	3	10	0	12				.449	.544	.993	2	0	0	0
Runner at 1st	NWA	.156	12	32	5	0	0	2	4	4	0	5				.250	.344	.594	0	0	0	7
Runner at 2nd	NWA	.357	8	14	5	1	0	0	4	4	0	0	2			.400	.429	.829	1	0	0	0
Runner at 3rd	NWA	1.000	1	1	1	0	0	0	1	0	0	0				1.000	1.000	2.000	0	0	0	0
Runners at 1st & 2nd	NWA	.167	8	12	2	1	0	0	1	1	0	4				.231	.250	.481	0	0	0	0
Runners at 1st & 3rd	NWA	.000	2	1	0	0	0	0	1	1	0	0				.333	.000	.333	0	0	1	0
Runners at 2nd & 3rd	NWA	1.000	2	2	2	1	0	0	3	0	0	0				1.000	1.500	2.500	0	0	0	0
Bases Loaded	NWA	.200	2	5	1	0	0	0	3	1	0	2				.333	.200	.533	0	0	0	0
Runners On	NWA	.239	14	67	16	3	0	2	17	7	0	13				.316	.373	.689	1	0	1	7
Scoring Position	NWA	.314	11	35	11	3	0	0	13	3	0	8				.375	.400	.775	1	0	1	0
No Outs	NWA	.319	13	47	15	3	0	3	5	6	0	7				.418	.574	.992	2	0	0	4
One Out	NWA	.229	12	35	8	2	0	1	5	5	0	10				.333	.371	.704	1	0	1	3
Two Outs	NWA	.286	14	42	12	1	0	1	10	6	0	8				.375	.381	.756	0	0	0	0
Late / Close	NWA	.400	2	5	2	0	0	0	1	1	0	0				.500	.400	.900	0	0	0	1
Ahead in Count	NWA	.222	13	45	10	1	0	1	4	0	0	17				.217	.311	.528	0	0	1	2
Behind in Count	NWA	.353	12	34	12	3	0	2	6	17	0	3				.569	.618	1.187	0	0	0	1
0-0 Count	NWA	.357	9	14	5	1	0	1	7	0	0	0				.400	.643	1.043	1	0	0	1
0-1 Count	NWA	.077	9	13	1	0	0	0	0	0	0	0				.077	.077	.154	0	0	0	2
0-2 Count	NWA	.286	9	14	4	1	0	0	1	0	0	8				.286	.357	.643	0	0	0	0
1-0 Count	NWA	.167	7	12	2	1	0	0	1	0	0	0				.167	.250	.417	0	0	0	1
1-1 Count	NWA	.286	8	14	4	0	0	1	2	0	0	0				.375	.500	.875	2	0	0	1
1-2 Count	NWA	.278	8	18	5	0	0	1	3	0	0	9				.263	.444	.707	0	0	1	0
2-0 Count	NWA	.667	3	3	2	0	0	1	1	0	0	0				.667	1.667	2.334	0	0	0	0
2-1 Count	NWA	.571	6	7	4	1	0	0	1	0	0	0				.571	.714	1.285	0	0	0	0
2-2 Count	NWA	.235	8	17	4	1	0	0	1	0	0	5				.235	.294	.529	0	0	0	2
3-0 Count	NWA	.000	5	0	0	0	0	0	0	5	0	0				1.000	.000	1.000	0	0	0	0
3-1 Count	NWA	.667	6	3	2	0	0	1	2	6	0	0				.889	1.667	2.556	0	0	0	0
3-2 Count	NWA	.222	10	9	2	1	0	0	1	6	0	3				.533	.333	.866	0	0	0	0
Pitcher	NWA	.282	14	124	35	6	0	5	20	17	0	25				.379	.452	.831	3	0	1	2



#17 ZACK PHILLIPS

BORN: July 11, 1998 in Sierra Vista, Arizona (Age 23)**HOMETOWN:** Texarkana, Arkansas**HEIGHT/WEIGHT:** 6'1"/170 lbs**SEASON WITH NATURALS:** 1st Season**DRAFT:** Round 27 - 2019 (Kansas City Royals)**COLLEGE:** University of Mississippi (Oxford, Mississippi)**COLLEGE:** Grayson College (Denison, Texas)**HIGH SCHOOL:** Texas High School (Texarkana, Texas)

SCOUTING REPORT

FASTBALL: Four-seam and two-seam**SLIDER:** Also features a cutter that is slightly harder than his fastball**CHANGEUP**

2022 SEASON

- First 58 appearances of his pro career were out of the bullpen, made spot start last week, 6/10 @ Tulsa, with Angel Zerpa recalled by Kansas City ... tied career-high with 4.0 innings pitch, set career hits with 20 batters faced and 73 pitches thrown, set season high and one off a career high with five strikeouts.
- 7 scoreless outings this season, including five of six between May 18 and June 4.
- Did not allowed an earned run in a span of six appearances (10.0 innings) ... 5/18 to 6/4.
- Has thrown 3.0 innings or more in 4 of 14 appearances, at least 2.0 innings 11 times, including first 9 outings of 2022.

CAREER NOTES

2021

- Split the season between Columbia (A) and Quad Cities (A+), combining to pitch in 25 games out of the bullpen with an 0-4 record, but three saves and a 2.06 ERA (11 ER in 48.0 IP) while walking just 13 and striking out 51.
- Was assigned to the River Bandits on 5/26 to begin the season and pitched in seven High-A games before being assigned to the Fireflies on 6/30 ... after a brief stint on the Temporary Inactive List and just over a week on the Injured List in August, returned to pitch for Columbia at the end of the month and was promoted back to Quad Cities on 9/10 and remained with the River Bandits through the end of the postseason.
- 16 of his 25 total appearances were scoreless between the Fireflies and River Bandits, surrendering more than an earned run just twice all season.
- Across 15 outings with the Fireflies, walked just four batters while striking out 37, a strike-to-walk ratio of 9.25.
- Between Columbia and Quad Cities, did not allow a run in June, totaling 10.0 innings over eight games between the two teams, allowing just six hits and five walks, while striking out 11 with a .167 opponents' batting average (6-for-36).
- Also did not allow an earned run over four sporadic appearances in August with Columbia, saving one game and pitching 8.1 innings with just an unearned run surrendered, along with two hits and two walks while striking out seven.
- Pitched twice for Quad Cities in the High-A Central Championship Series against Cedar Rapids (MIN), allowing one earned run over 4.2 innings, while walking just one and striking out five.

2019

- After being drafted, was assigned to Burlington (R) in the Appalachian League and pitched in 20 games out of the bullpen for the B-Royals, going 4-1 with two saves and a 2.15 ERA (9 ER in 37.2 IP), while striking out 29.
- 12 of his 20 outings were scoreless while he never allowed more than two earned runs in a game and held the opponent under two on 18 occasions.
- Did not allow a run across a 16.1-inning stretch, that spanned over a month, from 7/10 to 8/18 ... across eight straight scoreless outings, he went 3-0 with 14 strikeouts, allowing 12 hits and just five walks.
- Pitched twice for Burlington in the Appy League playoffs, pitching out of the bullpen in the Division Series with Pulaski (NYY) and the Championship Series against Johnson City (STL) ... across the postseason, he allowed two runs in 4.0 innings while striking out 3.

COLLEGE (2017-2019)

- Played his first two years of collegiate baseball at Grayson College in Denison, Texas, before transferring to Ole Miss for his junior year in 2019.
- JUNIOR (2019):** Transferred to the University of Mississippi after two years of JUCO baseball and made 19 total appearances (13 starts) for the Rebels (SEC) ... in his one season at Ole Miss, he went 4-3 with a 4.99 ERA (34 ER in 61.1 IP), while striking out 52 ... threw a career-high 7.0 innings against UAB on 3/9, allowing two runs (one earned) on six hits and one walk, striking out a career-high seven to earn his first career win ... started the first combined no-hitter in program history, turning in 3.0 perfect innings with four strikeouts against Arkansas-Pine Bluff on 3/20 ... tossed 2.1 innings in the Fayetteville Super Regional finale at Arkansas, allowing no runs on no hits, hitting one and striking out one (6/10), though the Rebels lost the series to the Razorbacks, 2-1.
- FRESHMAN & SOPHOMORE (2017-18):** While playing for the GCC Vikings, he was 10-1 as a starter to go along with a 2.70 ERA, earning 1st team All-Conference and 1st Team All-Region.

MISCELLANEOUS

- 2016: Graduated from Texas High School in Texarkana, Texas, where he played outfield and pitcher and earned 1st team All-District status in 2015/16 ... was 6-1 with a no-hitter thrown in his junior campaign, and went 4-0 with only one run allowed before being sidelined with an injury his senior year.

SEASON / CAREER HIGHS

SEASON	CAREER
Last: 6/10/2022 @ Tulsa 4.0, 2x	INNINGS PITCHED 4.0, 4x Last: 6/10/2022 @ Tulsa
6/10/2022 @ Tulsa 6	HITS ALLOWED 6, 3x Last: 6/10/2022 @ Tulsa
4/9/2022 @ Springfield 8	RUNS ALLOWED 8 4/9/2022 @ Springfield
4/9/2022 @ Springfield 8	EARNED RUNS ALLOWED 8 4/9/2022 @ Springfield
6/10/2022 @ Tulsa 2	HOME RUNS ALLOWED 2 6/10/2022 @ Tulsa
4/9/2022 @ Springfield 4	WALKS ALLOWED 4 4/9/2022 @ Springfield
6/10/2022 @ Tulsa 5	STRIKEOUTS 6 7/13/2021 @ Myrtle Beach
6/10/2022 @ Tulsa 20	BATTERS FACED 20 6/10/2022 @ Tulsa
6/10/2022 @ Tulsa 73	PITCHES THROWN 73 6/10/2022 @ Tulsa
5/29/2022 to 6/10/2022 5.1 IP	SCORELESS STREAK 16.1 IP 7/10/2019 to 8/18/2019

PHILLIPS 2022 RUN SUPPORT (STARTS ONLY)

RUNS SCORED	0	1	2	3	4	5	6	7	8	9	10+
Games					1						
PLAYER W-L					0-0						
Team W-L					1-0						

2022 GAME-BY-GAME (NORTHWEST ARKANSAS, AA)

DATE	OPPONENT	RES	LEFT GAME	DEC	IP	H	R	ER	HR	HB	BB	SO	BF	NP-S
4/9	@ Springfield *	L, 14-11	Bottom 3rd, losing 7-0	-	2.0	5	8	8	0	0	4	2	14	60-32
4/15	vs. Wichita *	L, 4-2	End 9th, losing 4-2	-	3.0	2	0	0	0	0	1	0	12	44-26
4/21	@ Frisco *	L, 12-2	Bottom 7th, losing 12-2	-	4.0	5	5	5	1	2	0	1	17	51-35
4/27	vs. Amarillo *	W, 12-6	Top 8th, winning 12-5	-	2.2	5	3	3	0	0	1	3	14	45-29
4/30	vs. Amarillo *	L, 7-5	End 9th, losing 7-5	-	2.0	1	0	0	0	1	0	0	7	17-12
5/3	@ Springfield *	L, 12-5	End 5th, losing 6-2	-	3.1	3	1	1	1	0	2	4	14	53-30
5/11	vs. Wichita *	L, 4-3	End 6th, losing 3-0	-	2.0	2	2	2	1	0	3	2	10	45-21
5/18	@ Arkansas *	L, 5-4	End 7th, losing 5-0	-	2.1	1	0	0	0	0	1	2	8	32-20
5/22	@ Arkansas *	W, 10-5	End 7th, winning 10-2	W	2.2	0	0	0	0	0	1	3	9	33-22
5/26	@ Midland *	L, 2-1 (10)	End 10th, lost 2-1	L	0.2	1	1	0	0	0	0	0	3	9-7
5/29	@ Midland *	L, 3-1	End 8th, losing 3-1	-	1.1	3	0	0	0	0	0	0	6	24-16
6/1	vs. Corpus Christi *	L, 6-2	End 9th, losing 6-2	-	0.1	0	0	0	0	0	0	0	1	1-1
6/4	vs. Corpus Christi *	W, 6-5 (10)	Top 8th, tied 3-3	-	2.2	1	0	0	0	0	2	3	10	42-22
6/10	@ Tulsa	W, 13-4	End 4th, tied 4-4	-	4.0	6	4	4	2	0	2	5	20	73-48

* Indicates Relief Appearance

2022 PHILLIPS BATTED BALL STATISTICS

BABIP	GB/FB	LD%	GB%	FB%	IFFB%	HR/FB	Pull%	Cent%	Oppo%	SwStr%
.316	1.03	21.0%	40.0%	39.0%	20.5%	12.8%	50.0%	22.0%	28.0%	10.6%

PHILLIPS vs. ARKANSAS IN 2022

W	L	ERA	G	GS	CG	SHO	GF	HLD	SV	SVO	IP	H	R	ER	HR	HB	BB	IBB	SO	WHIP	AVG
1	0	0.00	2	0	0	0	0	0	0	0	5.0	1	0	0	0	0	2	0	5	0.60	.067

PHILLIPS vs. ARKANSAS HITTERS IN 2022

PLAYER	AVG	AB	H	2B	3B	HR	RBI	BB	SO	PLAYER	AVG	AB	H	2B	3B	HR	RBI	BB	SO
Anchia, J	.000	1	0	0	0	0	0	1	1	Marlowe, C	.000	1	0	0	0	0	0	0	1
DeLoach, Z	.000	1	0	0	0	0	0	0	1	Polcovich, K	.000	2	0	0	0	0	0	0	1
Frick, P	.500	2	1	0	0	0	0	0	0	Rizzo, J	.000	2	0	0	0	0	0	0	0
Kirwer, T	.000	1	0	0	0	0	0	1	0	Scheiner, J	.000	2	0	0	0	0	0	0	0
Larsen, J	.000	1	0	0	0	0	0	0	0	Unroe, R	.000	2	0	0	0	0	0	0	1

MINOR LEAGUE CAREER

SEASON	TEAM	W	L	ERA	G	GS	CG	SHO	SV	SV	IP	H	R	ER	HR	HB	BB	IBB	SO	WHIP	AVG	AB	WP	BK	GDP	TBF	NP-S
2019	Burlington (R)	4	1	2.15	20	0	0	0	2	3	37.2	29	11	9	2	2	10	0	29	1.04	.212	137	4	0	4	152	530-341
2020																											
2021	2 MiLB Teams	0	4	2.06	25	0	0	0	3	5	48.0	40	14	11	3	2	13	0	51	1.10	.222	180	2	0	2	196	733-496
	Columbia (A)	0	3	1.95	15	0	0	0	2	3	27.2	22	8	6	2	2	4	0	37	0.94	.218	101	1	0	1	108	423-292
	Quad Cities (A+)	0	1	2.21	10	0	0	0	1	2	20.1	18	6	5	1	0	9	0	14	1.33	.228	79	1	0	1	88	310-204
2022	NW Arkansas (AA)	1	1	6.27	14	1	0	0	0	0	33.0	35	24	23	5	3	17	0	25	1.58	.282	124	2	0	7	145	529-321
MiLB TOTALS (3 SEASONS)		5	6	3.26	59	1	0	0	5	8	118.2	104	49	43	10	7	40	0	105	1.21	.236	441	8	0	13	493	1792-1158



PLAYER

QUICK NOTES

CAREER HIGHS

14 HOLDEN CAPPS
LHP • R/L • 6'1" • 194 lbs • 3/24/1995 (27)
2017 MLB Draft – Round 8 (U. of Central Oklahoma)
Born/Resides: Lawton, Oklahoma

17 ZACK PHILLIPS
LHP • L/L • 6'1" • 170 lbs • 7/11/1998 (23)
2019 MLB Draft – Round 27 (Ole Miss)
Born: Sierra Vista, Arizona • Resides: Texarkana, Arkansas

18 ALEC MARSH
RHP • R/R • 6'3" • 220 lbs • 5/14/1998 (24)
2019 MLB Draft – Round 2, 70th Overall (Arizona State)
Born: Waukesha, Wisc. • Resides: Milwaukee, Wisc.

22 STEPHEN WOODS JR.
RHP • R/R • 6'1" • 200 lbs • 6/10/1995 (27)
Traded from Tampa Bay – 7/21/2020
Born: New Hyde Park, N.Y. • Resides: Huntington Station, N.Y.

27 WALTER PENNINGTON
LHP • L/L • 6'2" • 205 lbs • 4/14/1998 (24)
Signed 8/19/2020 as an Undrafted League Free Agent
Born: Englewood, Colorado • Resides: Broomfield, Colorado

29 NOAH MURDOCK
RHP • R/R • 6'8" • 205 lbs • 8/20/1998 (23)
2019 MLB Draft – Round 7 (University of Virginia)
Born: Richmond, VA. • Resides: Colonial Heights, VA

32 ANTHONY VENEZIANO
LHP • L/L • 6'6" • 200 lbs • 9/1/1997 (24)
2019 MLB Draft – Round 10 (Costal Carolina)
Born/Resides: Hackettstown, New Jersey

33 WILL KLEIN
RHP • R/R • 6'5" • 230 lbs • 11/28/1999 (22)
2020 MLB Draft – Round 5 (Eastern Illinois)
Born: Maryville, Tennessee • Resides: Bloomington, Indiana

34 CHRISTIAN COSBY
RHP • R/R • 6'5" • 215 • 12/21/1996 (25)
2018 MLB Draft – Round 14 (Chapman University)
Born/Resides: Placentia, California

38 DANTE BIASI
LHP • L/L • 6'0" • 200 lbs • 12/22/1996 (25)
2019 MLB Draft – Round 6 (Penn State)
Born: Wilkes Barre, Penn. • Resides: Hazleton, Penn.

39 ANDRÉS SOTILLET
RHP • R/R • 6'1" • 215 • 3/2/1997 (25)
Signed 7/4/2015 as an International Free Agent
Born: Cumana, Venezuela • Resides: Sucre, Venezuela

45 YEFRI DEL ROSARIO
RHP • R/R • 6'2" • 180 lbs • 9/23/1999 (22)
Signed 12/5/2017 as a Minor League Free Agent
Born/Resides: Miches, Dominican Republic

51 CHRISTIAN CHAMBERLAIN
LHP • L/L • 5'10" • 173 lbs • 7/20/1999 (22)
2020 MLB Draft – Round 4 (Oregon State)
Born: Grand Junction, Colorado • Resides: Reno, Nevada

53 ÁNGEL ZERPA
LHP • L/L • 6'0" • 220 lbs • 9/27/1999 (22)
Signed 6/26/2016 as an International Free Agent
Born: Valle De La Pascua, Venezuela • Resides: Anaco, Venezuela

55 JONAH DIPOTO
RHP • R/R • 6'1" • 225 • 9/3/1996 (25)
2019 MLB Draft – Round 35 (University of Calif, San Diego)
Born: Queens, New York • Resides: San Diego, California

26 MATT PEACOCK
RHP • R/R • 6'1" • 185 • 2/27/1994 (28)
2017 MLB Draft – Round 23 (BY ARIZONA)
Traded from Arizona 4/24/2022

• **2022:** 3 of 12 outings have been scoreless in 2022, 0.2 IP on 4/28, 0.2 IP on 5/11 and 1.1 I on 5/19.
• **2021:** Began the season on the Naturals' 60-Day IL and split the season between the Arizona Complex League, Quad Cities (A+) and NW Arkansas ... combined between three levels, went 4-2 across 22 games (three starts) with a 5.79 ERA (24 ER in 37.1 IP) and 36 strikeouts.
• **2019:** Split the season between Wilmington (A+) and NW Arkansas (AA), pitching in 39 games out of the bullpen for the Blue Rocks and Naturals with a combined 2.61 ERA (15 ER in 51.2 IP) and 55 strikeouts.

2SFB, SL, CH

CONSECUTIVE BATTERS RETIRED: 1 (6/14/2022)

SCORELESS STREAK: 2.0 IP (6/5/22 to 6/14/22)

• **2022:** Not allowed an earned run six outings (10.0 innings), from 5/18 to 6/4 before making his first pro start, 4.0 IP on 6/10 @ TUL.
• **2021:** Split the season between Columbia (A) and Quad Cities (A+), combining to pitch in 25 games out of the bullpen with an 0-4 record, but three saves and a 2.06 ERA (11 ER in 48.0 IP) while walking just 13 and striking out 51 ... 16 of his 25 total appearances were scoreless.
• **2019:** After being drafted, was assigned to Burlington (R) in the Appalachian League and pitched in 20 games out of the bullpen for the B-Royals, going 4-1 with two saves and a 2.15 ERA (9 ER in 37.2 IP), while striking out 29.

4SFB, 2SFB, CT, SL, CH

CONSECUTIVE BATTERS RETIRED: 1 (6/10/2022)

SCORELESS STREAK: 0.1 IP (6/10/2022)

• Ranked by MLB Pipeline as the No. 10 Royals prospect ... Ranked by *Baseball America* as the No. 14 Royals prospect
• **2022:** Struck out 8 or more in five straight starts, including 10 strikeouts in back-to-back starts May 19 @ ARK and May 24 @ MID.
• **2021:** Broke camp with NW Arkansas (AA) and made six starts for the Naturals, before missing the rest of the year with an injury ... went 1-3 with a 4.97 ERA (14 ER in 25.1 IP) with 42 strikeouts (14.92 K/9) ... over his first 8.1 Double-A innings: 8.1 hitless and scoreless innings, named first ever Double-A Central Pitcher of the Week.

4SFB, SL, CV, CH

CONSECUTIVE BATTERS RETIRED: 0

SCORELESS STREAK: 0.0 IP

• **2022:** Threw 2.0 scoreless innings 6/10 @ TUL, his first extended scoreless outing of the season.
• **2021:** Spent the entire season with NW Arkansas (AA), beginning the season as a starting pitcher and finishing the year as a reliever ... in 22 games (7 starts, 15 relief appearances), went 5-7 with a 7.42 ERA (39 ER in 47.1 IP), while walking 45 and striking out 48.
• **2018-19:** Missed 2018 due to injury, went 9-3 in 2019 ... selected by Kansas City with the fourth overall pick in the Rule 5 Draft (12/12/2019).
• **2016-17:** Played two seasons in the Giants organization, reaching Class-A, traded to Tampa Bay December 20 in the 38 Evan Longoria deal.

4SFB, CV, CH, CT

CONSECUTIVE BATTERS RETIRED: 4 (6/10/2022)

SCORELESS STREAK: 2.2 IP (6/5/22 to 6/10/22)

• **2022:** Assigned to NWA on 4/21 ... Pitched 5.2 scoreless innings with nine strikeouts for Quad Cities (A+) across three relief outings ... earned decisions in five of first six outings with Naturals, three wins, one loss and one save ... 5 of 13 outings have been scoreless.
• **2021:** Pitched 22 games for Columbia (A), went 3-3 with a team-leading four saves and a 3.18 ERA (14 ER in 39.2 IP) and 37 strikeouts ... placed on the 7-day injured list on 8/14 ... assigned to the ACL Royals Blue (R) on 9/7 for rehab and finished his season with two games there.
• **MISC:** Graduated from the Colorado School of Mines with a mechanical engineering degree, threw 224.2 innings, but also hit .288 with a 1.142 OPS as an outfielder.

4SFB, CV, CH

CONSECUTIVE BATTERS RETIRED: 6

SCORELESS STREAK: 2.0 IP (6/10/2022)

• Ranked by MLB Pipeline as the No. 21 Royals prospect ... Ranked by *Baseball America* as the No. 26 Royals prospect
• **2022:** Assigned to NWA 6/3 after making team-best 10 starts for Quad Cities (A+), went 0-1 with a 5.36 ERA (24 in 40.1 IP) with 39 strikeouts ... struck out six across 5.0 innings in Double-A debut 6/7 @ TUL, 3 of 4 runs that scored came on home runs.
• **2021:** Pitched in seven games (six starts) with Quad Cities (A+) beginning in June and threw 22.2 IP and 19 strikeouts while holding opponents to a .181 batting average without allowing a home run before a season-ending injury ... in his last four starts, gave up just two earned runs in 15.0 innings.

2SFB, CB, SL, CH

CONSECUTIVE BATTERS RETIRED: 0

SCORELESS STREAK: 0.1 IP (6/12/2022)

• Ranked by MLB Pipeline as the No. 15 Royals prospect ... Ranked by *Baseball America* as the No. 30 Royals prospect
• **2022:** 10 of 11 outings have been starts ... pitched 5.0 scoreless on 5/8 @ SPR ... did not issue walk for first time on 5/14 vs. WCH, in 4.2 IP of relief ... pitched past 6.0 innings for first time in his career 6/9 @ TUL, with 7-inning CG shutout, allowed 3 H, 1 BB while striking out 5.
• **2021:** Named Quad Cities (A+) Pitcher of the Year ... across 22 starts, went 6-4 with a 3.75 ERA (39 ER in 93.2 IP), while striking out an organization-best 127 and walking just 37 ... named the High-A Central Pitcher of the Year and All-Star left-handed starting pitcher.

4SFB, SL, CH

CONSECUTIVE BATTERS RETIRED: 0

SCORELESS STREAK: 0.0 IP

• Ranked by MLB Pipeline as the No. 17 Royals prospect ... Ranked by *Baseball America* as the No. 22 Royals prospect
• **2022:** Started the season on Injured List with shin splints, assigned to NWA on 5/14 ... began the season with three short starts, moved to bullpen 6/2 ... first scoreless outing on 6/7 @ Tulsa, struck out side in 7th inning, added 4th strikeout in 8th inning.
• **2021:** Named an MiLB.com Organization All-Star and MLB Pipeline's Royals Pitching Prospect of the Year ... pitched in 36 games out of the bullpen for Quad Cities, went 7-1 with four saves and a 3.58 ERA, with 121 strikeouts in 70.1 IP ... among minor league pitchers who threw 70.0 innings, ranked 1st with 15.48 K/9 and 40.9% strikeout %.

4SFB, CB, CH

CONSECUTIVE BATTERS RETIRED: 4 (6/14/2022)

SCORELESS STREAK: 2.0 IP (6/14/2022)

• **2022:** Pitched 5.0 innings, two games (4/8 @ SPR and 4/13 vs. WCH) and struck out five before being placed on the Injured List April 19, activated May 31.
• **2021:** After pitching five games in May with Columbia (A), was promoted to Quad Cities (A+) on 6/3, where he remained through the end of the season ... across 25 combined games (10 starts), went 5-4 with a 4.15 ERA (40 ER in 86.2 IP) while striking out 104 and walking just 23 ... among Royals Minor League pitchers who threw at least 80.0 innings, ranked first with a 2.39 BB/9 and 4.52 K/BB, fifth with a 10.80 K/9 and 29.1% K% ... also ranked third among that group of pitchers in WHIP (1.17), fourth in BABIP (.299) and sixth in ERA (4.15).

4SFB, SPL, SL

CONSECUTIVE BATTERS RETIRED: 2 (6/11/2022)

SCORELESS STREAK: 0.2 IP (6/11/2022)

• **2022:** First two games came in relief, piggybacking Axa Lacy ... made spot start on 4/23 @ FRI, threw 4.0 scoreless vs. Jack Leiter, then made two more starts before transitioning back to bullpen ... returned to rotation 6/2 vs. CC, threw 5.0 scoreless innings with just one hit.
• **2021:** Spent the entire season with Quad Cities (A+), going 5-2 with two saves across 24 games (six starts) with a 3.77 ERA (30 ER in 71.2 IP) and 84 strikeouts ... first 16 appearances of the year all came in relief, six of his last eight were starts, including four straight to end the year.
• **COLLEGE:** Across 28 games (27 starts) at Penn State, went 6-12 with a 3.76 ERA (57 ER in 136.1 IP) while striking out 153 and walking just 69.

4SFB, SL, CH, 2SFB

CONSECUTIVE BATTERS RETIRED: 2 (6/15/2022)

SCORELESS STREAK: 1.1 IP (6/15/2022)

• **His 62 career games pitched for Northwest Arkansas are the most among active Naturals pitchers, tied 17th all-time in NWA history.**
• **2022:** Began the season 5 games with NWA, assigned to Omaha (AAA) on 4/28, back to NWA 5/24, to OMA 6/1, to NWA 6/10 ... nine AAA games, 3.48 ERA
• **2021:** Began the season with Omaha (AAA) and split the season between the Storm Chasers and NW Arkansas (AAA), pitching in 34 games (1 start) with a 5.52 ERA (28 ER in 45.2 IP) ... pitched for Venezuela in the WBSC Baseball Americas Olympic Qualifying event May 31 to June 5.
• **2019:** Spent the entire year with NW Arkansas (AA), going 6-1 across 34 games (four starts) with a 3.15 ERA (28 ER in 75.1 IP).

2SFB, SL, CH

CONSECUTIVE BATTERS RETIRED: 1 (6/12/2022)

SCORELESS STREAK: 6.0 IP (5/24/22 to 6/12/22)

• Ranked by *Baseball America* as the No. 25 Royals prospect
• **2022:** Did not allow a run across first four games and 11.1 IP of season ... 9 of 15 appearances have been scoreless.
• **2021:** Spent the entire season with Northwest Arkansas, pitching in 26 games (11 starts) and going 2-4 with a 5.99 ERA (47 ER in 70.2 IP) ... ranked third on the Naturals pitching staff in strikeouts (78) and innings pitched (70.2), and fifth in both games pitched and games started.
• **2019:** Did not pitch due to injury ... had a nerve issue in his right bicep, only treatment was rest.

4SFB, 2SFB, SL, CH

CONSECUTIVE BATTERS RETIRED: 4 (6/12/2022)

SCORELESS STREAK: 5.0 IP (6/3/22 to 6/12/22)

• Ranked by MLB Pipeline as the No. 28 Royals prospect
• **2022:** Assigned to NWA 5/31 after pitching 13 games (4 starts) for Quad Cities, went 0-1 with a 4.29 ERA (10 ER in 21.0 IP) with 39 strikeouts ... among Royals minor league pitchers with at least 20.0 innings pitched, his 39.2% K% and 15.67 K/9 rank first, while his .184 opponents' average is third.
• **2021:** Assigned to Quad Cities (A+) on May 23 and pitched two games in relief for the River Bandits, going 1-0 with a 4.91 ERA (2 ER in 3.2 IP) with one walk and six strikeouts, before being placed on the Injured List on June 14, and missed rest of the season with a nagging shoulder injury ... first 3.2 innings were scoreless before allowing two runs.

4SFB, CB, CH

CONSECUTIVE BATTERS RETIRED: 0

SCORELESS STREAK: 0.0 IP

• Ranked by MLB Pipeline as the No. 11 Royals prospect ... Ranked by *Baseball America* as the No. 24 Royals prospect ... rated as having the "Best Control" among Royals' pitching prospects in the 2022 Best Tools survey from BA.
• **2022:** Two scoreless starts: 4/16 & 4/22, 9.0 IP total ... after 2.0 inning start on April 10, last EIGHT starts have been at least 4.0 innings.
• **2021:** Began the season in Quad Cities (A+) and after stops with NW Arkansas (AA) and Omaha (AAA), made his Major League debut on Sept. 30 vs. Cleveland, pitching 5.0 innings and allowing two runs with four strikeouts ... 108 strikeouts between the three MiLB levels ranked 8th among Royals minor pitchers, as did 88.1 innings pitched.

4SFB, 2SFB, SL, CH

CONSECUTIVE BATTERS RETIRED: 8 (6/4/2022)

SCORELESS STREAK: 2.2 IP (6/3/2022)

• **2022:** Pitched a scoreless Cactus League inning with a strikeout on 3/29 against his dad's Seattle Mariners ... his .185 opponents' batting average is 2nd-lowest along Royals minor league pitchers with at least 20.0 IP ... 14.73 K/9 and 36.2% K% rank third and fourth behind Alec Marsh and Christian Chamberlain.
• **2021:** Pitched 22 games for Quad Cities, went 1-0 with eight saves (in 10 chances) and a 3.19 ERA (11 ER in 31.0 IP) and 39 strikeouts ... eight saves ranked tied second in the Royals' system ... 15 of his 22 outings were scoreless, only allowing more than one run three times.
• **MISC:** Full name is Jonah Seaver Dipoto, after Tom Seaver ... Father Jerry Dipoto is currently the President of Baseball Operations for the Seattle Mariners, formerly their GM.

SI, 4SFB, SL, CH

CONSECUTIVE BATTERS RETIRED: 1 (6/15/2022)

SCORELESS STREAK: 0.2 IP (6/15/2022)

IP 5.0 (5x) Last: 9/3/17 vs. Orem
K 7 (2x) Last: 7/1/18 vs. Asheville
BB 5 5/27/22 @ Midland
H 8 (3x) Last: 9/3/17 vs. Orem
R 7 9/9/17 @ Ogden
NP 95 (8/28/17 @ Ogden)

IP 4.0 (4x) Last: 6/10/22 @ Tulsa
K 6 7/13/21 @ Myrtle Beach
BB 4 4/9/22 @ Springfield
H 6 (2x) Last: 9/18/21 vs. South Bend
R 8 4/9/22 @ Springfield
NP 73 6/10/22 @ Tulsa

IP 6.1 5/31/22 vs. Corpus Christi
K 11 5/14/21 vs. Tulsa
BB 5 5/12/22 vs. Wichita
H 10 6/11/22 @ Tulsa
R 8 6/11/22 @ Tulsa
NP 98 6/11/22 @ Tulsa

IP 7.0 (2x) Last: 6/18/17 vs. Asheville
K 10 5/21/17 @ Charleston
BB 5 (6x) Last: 6/30/21 @ Springfield
H 10 6/18/21 @ San Antonio
R 7 6/18/21 @ San Antonio
NP 96 6/12/17 vs. Greenville

IP 3.1 (2x) Last: 5/7/22 @ Arkansas
K 5 (2x) Last: 4/15/22 vs. Cedar Rapids
BB 4 (2x) Last: 6/5/22 vs. Corpus Christi
H 5 7/11/21 vs. Charleston
R 5 (2x) Last: 6/5/22 vs. Corpus Christi
NP 51 6/24/21 vs. Myrtle Beach

IP 5.2 7/16/21 @ Beloit
K 7 5/20/22 @ Dayton
BB 5 5/26/22 @ Tulsa
H 8 4/27/22 vs. South Bend
R 5 5/26/22 @ Fort Wayne
NP 89 5/14/22 vs. Wisconsin

IP 7.0 6/9/22 @ Tulsa
K 10 (2x) Last: 6/3/22 vs. Corpus Christi
BB 5 4/9/22 @ Springfield
H 12 7/29/19 vs. Missoula
R 9 7/29/19 vs. Missoula
NP 93 6/14/22 vs. Arkansas

IP 3.0 (5x) Last: 8/12/21 vs. Beloit
K 6 (5x) Last: 8/12/21 vs. Beloit
BB 5 (2x) Last: 6/2/22 vs. Corpus Christi
H 5 5/21/22 @ Arkansas
R 4 (4x) 5/21/22 @ Arkansas
NP 56 7/1/21 vs. Cedar Rapids

IP 6 9/1/21 @ Cedar Rapids
K 8 6/15/21 vs. Wisconsin
BB 4 7/10/19 vs. Ogden
H 10 7/22/19 @ Missoula
R 9 7/22/19 @ Missoula
NP 87 9/7/21 vs. Peoria

IP 5.0 (3x) Last: 6/15/22 vs. Arkansas
K 7 (5x) Last: 5/21/22 @ Arkansas
BB 5 6/29/21 vs. Cedar Rapids
H 6 (2x) Last: 6/15/22 vs. Arkansas
R 5 (2x) Last: 5/30/21 @ Dayton
NP 81 5/5/22 @ Springfield

IP 9.0 7/7/18 vs. Greensboro
K 10 7/7/18 vs. Greensboro
BB 4 9/2/18 vs. Potomac
H 11 (3x) Last: 6/21/18 vs. Charleston
R 9 6/21/18 vs. Charleston
NP 113 7/7/18 vs. Greensboro

IP 7.0 8/30/18 vs. Augusta
K 9 8/30/18 vs. Augusta
BB 5 (2x) Last: 8/1/21 vs. Wichita
H 8 6/22/18 vs. Charleston
R 8 6/22/18 vs. Charleston
NP 95 6/22/18 vs. Asheville

IP 2.2 (2x) Last: 5/14/22 vs. Wisconsin
K 6 5/3/22 @ Cedar Rapids
BB 4 4/8/22 @ South Bend
H 4 4/20/22 @ Wisconsin
R 2 (6x) Last: 6/5/22 vs. Corpus Christi
NP 48 4/8/22 @ South Bend

IP 6.2 5/29/22 @ Midland
K 10 (2x) Last: 6/4/22 vs. Corpus Christi
BB 4 (2x) Last: 8/18/18 @ AZL Mariners
H 11 (2x) Last: 7/26/19 @ Princeton
R 9 7/26/19 @ Princeton
NP 94 (2x) Last: 6/4/22 vs. Corpus Christi

IP 3.0 (4x) Last: 5/16/21 vs. Cedar Rapids
K 6 5/16/21 vs. Cedar Rapids
BB 4 (2x) Last: 4/8/22 @ Springfield
H 4 (3x) Last: 6/15/22 vs. Arkansas
R 3 (4x) Last: 7/30/21 vs. South Bend
NP 46 6/4/22 vs. Corpus Christi

MAJOR LEAGUE REHAB ASSIGNMENTS:

26 MATT PEACOCK
RHP • R/R • 6'1" • 185 • 2/27/1994 (28)
2017 MLB Draft – Round 23 (BY ARIZONA)
Traded from Arizona 4/24/2022

• **2022:** Acquired by Kansas City on April 24 from the Arizona Diamondbacks in exchange for cash considerations ... pitched 3 games for Reno (AAA), two for ARIZONA ... pitched 6 games for Omaha (AAA), four for KANSAS CITY, 5/20 to 5/29, placed on the 10-day injured list on 5/30 ... in six MLB games this season between AZ and KC, has 3.18 ERA (2 ER in 5.2 IP) with 5 strikeouts.

57 GABE SPEIER
LHP • L/L • 5'11" • 200 • 4/12/1995 (27)
2013 MLB Draft – Round 19 (BY BOSTON)
Traded from Arizona – 6/6/2018

• **2022:** Placed on the 10-day injured list on 5/30 ... in 15 games (1 start) for Kansas City this season, has gone 0-1 with a 2.50 ERA (5 ER in 18.0 IP) with 14 strikeouts ... did not allow a run in four April appearances (5.1 innings).
• **NWA:** Pitched 43 games with the Naturals between 2018 and 2019 ... joined Naturals after trade from Arizona, first game was 6/9/18 @ ARK ... went 5-for-6 in saves in 2019 with 2.42 ERA before promotion to Omaha 5/30/19.



NATURALS RELIEVERS

PITCHER	LAST APPEARANCE (NWA)
38 Biasi, Dante	FRI 5/27 @ Midland (2.0 IP)
14 Capps, Holden	TUE 6/14 vs. Arkansas (1.0 IP)
51 Chamberlain, Christian	SUN 6/12 @ Tulsa (0.1 IP)
34 Cosby, Christian	SAT 6/11 @ Tulsa (1.1 IP)
45 Del Rosario, Yefri	SUN 6/12 vs. Arkansas (2.2 IP)
55 Dipoto, Jonah	WED 6/15 vs. Arkansas (2.0 IP)
Haake, Zach	TUE 4/19 @ Frisco (2.2 IP)
33 Klein, Will	TUE 6/14 vs. Arkansas (2.0 IP)
26 Peacock, Matt	WED 6/15 vs. Arkansas (1.0 IP)
27 Pennington, Walter	FRI 6/10 @ Tulsa (2.0 IP)
17 Phillips, Zack	SAT 6/4 vs. Corpus Christi (2.2 IP)
Smith, Patrick	THU 5/12 vs. Wichita (0.1 IP)
39 Sotillet, Andres	SUN 6/12 @ Tulsa (2.1 IP)
57 Speier, Gabe	WED 6/15 vs. Arkansas (1.0 IP)
32 Veneziano, Anthony	SAT 5/14 vs. Wichita (4.2 IP)
Willemann, Zach	THU 5/26 @ Midland (2.0 IP)
22 Woods Jr., Stephen	FRI 6/10 @ Tulsa (2.0 IP)

ENTRANCE SITUATION

LEAD	TRAIL	TIED
3	3	-
6	5	2
1	2	1
1	3	1
8	8	2
6	10	1
1	2	-
2	2	-
1	-	-
6	3	5
2	10	1
1	1	1
7	-	1
1	-	-
-	1	-
9	5	2
10	5	1
65	60	18

INNING ENTERING THE GAME

1	2	3	4	5	6	7	8	9	10+
-	2	-	-	1	2	-	-	-	-
-	-	1	1	3	4	2	-	2	-
-	-	-	1	-	-	2	1	-	-
-	-	-	1	2	2	-	-	-	-
-	-	1	2	1	4	3	4	3	-
-	-	-	-	-	3	6	7	2	-
-	-	1	-	1	1	-	-	-	-
-	-	-	-	-	1	2	1	-	-
-	-	-	-	2	2	1	4	3	1
1	1	1	-	3	2	1	2	1	1
-	-	-	-	-	1	-	-	-	-
-	-	-	-	-	1	-	-	-	-
-	-	-	-	-	-	-	-	-	-
-	-	-	-	-	-	-	-	-	-
-	-	-	-	-	-	-	-	-	-
-	-	-	-	-	-	-	-	-	-
-	-	-	-	-	-	-	-	-	-
-	-	-	-	-	-	-	-	-	-
-	-	-	-	-	-	-	-	-	-
1	4	4	9	14	25	34	31	18	3

INHERITED RUNNERS

BR INHER.	BR SCORE	% SCORE
3	0	0.0%
7	1	14.3%
1	0	0.0%
4	3	75.0%
13	3	23.1%
15	3	20.0%
3	3	100.0%
-	-	-
-	-	-
9	1	11.1%
9	0	0.0%
-	-	-
7	0	0.0%
-	-	-
3	1	33.3%
5	3	60.0%
4	1	25.0%
83	19	22.9%

1-2-3 INNINGS

TOTAL POSSIBLE		% 1-2-3
5	17	29.4%
3	16	18.8%
1	5	20.0%
1	8	12.5%
9	34	26.5%
6	20	30.0%
2	7	28.6%
4	7	57.1%
0	1	0.0%
9	21	42.9%
6	23	26.1%
-	-	-
3	13	23.1%
0	1	0.0%
1	4	25.0%
8	20	40.0%
4	20	20.0%
62	217	28.6%

STARTING PITCHER SPLITS

PITCHER		GS	W-L	TEAM W-L	R SUPPORT	SUPPORT/START
18	Marsh, Alec	11	1-4	3-8	27	2.45
32	Veneziano, Anthony	11	3-4	6-5	43	3.91
29	Parrish, Drew	10	4-3	5-5	27	2.70
53	Zerpa, Ángel	9	1-4	3-6	24	2.67
38	Biasi, Dante	6	1-1	5-1	23	3.83
33	Klein, Will	3	0-0	2-1	7	2.33
39	Martinez, Marcelo	3	1-1	2-1	15	5.00
21	Lacy, Asa	2	0-1	1-1	9	4.50
29	Murdock, Noah	2	0-1	1-1	4	2.00
17	Phillips, Zack	1	0-0	1-0	4	4.00
		58			183	3.16

1ST PITCH STRIKES

FPS	TBF	% FPS
125	213	58.7%
106	213	49.8%
134	215	62.3%
104	174	59.8%
48	111	43.2%
15	30	50.0%
39	55	70.9%
23	43	53.5%
20	41	48.8%
15	20	75.0%
629	1,115	56.4%

1-2-3 INNINGS

TOTAL	POSSIBLE	% 1-2-3
13	45	28.9%
10	43	23.3%
28	54	51.9%
8	50	16.0%
4	24	16.7%
0	3	0.0%
7	14	50.0%
3	9	33.3%
2	8	25.0%
1	4	25.0%
76	254	29.9%

NATURALS STARTERS VS. RELIEVERS

STARTERS		RELIEVERS
11-17	W-L	18-12
5.01	ERA	5.29
253.1	INNINGS	257.0
239 (40)	HITS (HR)	263 (28)
150 (141)	R (ER)	166 (151)
124	BB	148
284	K	252
1.43	WHIP	1.60
.245	AVG	.267

STARTING PITCHER/CATCHER MATCHUPS

PITCHER	LOGAN PORTER							SEBASTIAN RIVERO							GAVIN STUPIENSKI							TYLER CROPLEY							TOTALS						
	GS	W-L	ERA	IP	ER	BB	SO	GS	W-L	ERA	IP	ER	BB	SO	GS	W-L	ERA	IP	ER	BB	SO	GS	W-L	ERA	IP	ER	BB	SO	GS	W-L	ERA	IP	ER	BB	SO
18 Marsh, Alec	6	1-2	7.24	27.1	30	10	46	4	0-1	5.94	16.2	15	8	28	1	0-1	13.50	2.0	4	4	5	-	-	-	-	-	-	-	11	1-4	7.04	46.0	36	22	79
32 Veneziano, Anthony	4	0-1	6.62	17.2	19	12	21	3	1-2	12.27	7.1	10	10	4	2	1-0	1.59	11.1	8	4	8	2	1-1	7.00	9.0	10	4	9	11	3-4	6.35	45.1	32	30	42
28 Parrish, Drew	3	2-1	3.16	17.1	14	4	11	4	1-1	3.32	19.0	10	7	16	3	1-1	0.00	18.2	7	3	21	-	-	-	-	-	-	10	4-3	2.13	55.0	13	14	48	
53 Zerpa, Ángel	4	0-2	4.82	18.2	22	6	24	3	1-0	1.29	14.0	15	2	12	1	0-1	4.05	6.2	8	1	9	1	0-1	31.50	2.0	6	2	0	9	1-4	4.79	41.1	22	11	45
38 Biasi, Dante	4	0-0	6.06	16.1	20	10	15	1	0-0	0.00	4.0	3	3	4	1	1-0	0.00	5.0	1	3	4	-	-	-	-	-	-	6	1-0	3.91	25.1	11	16	23	
33 Klein, Will	2	0-0	16.88	2.2	6	7	1	1	0-0	20.25	1.1	2	5	1	-	-	-	-	-	-	-	-	-	-	-	-	-	3	0-0	18.00	5.0	10	17	4	
39 Martínez, Marcelo	2	0-0	3.38	8.0	5	6	10	1	1-0	1.50	6.0	2	1	7	-	-	-	-	-	-	-	-	-	-	-	-	-	3	1-0	2.57	14.0	4	7	17	
21 Lacy, Asa	-	-	-	-	-	-	-	1	0-0	6.75	4.0	1	3	6	-	-	-	-	-	-	-	1	0-1	3.18	5.2	5	2	7	2	0-1	4.66	9.2	5	5	13
29 Murdock, Noah	1	0-1	7.20	5.0	7	0	6	-	-	-	-	-	-	-	1	0-0	4.91	3.2	4	5	4	-	-	-	-	-	-	2	0-1	6.23	8.2	6	5	10	
17 Phillips, Zack	1	0-0	9.00	4.0	6	2	5	-	-	-	-	-	-	-	-	-	-	-	-	-	-	-	-	-	-	-	1	0-0	9.00	4.0	4	2	5		
Relievers	12-5	4.51	119.2	115	64	129	-	4-6	6.58	91.2	108	52	87	-	2-1	5.35	30.1	27	27	30	-	0-0	2.93	15.1	12	5	6	18-12	5.29	257.0	151	148	252		
TOTALS	27	15-12	5.25	236.2	138	121	268	18	8-10	5.71	164.0	104	91	165	9	5-4	3.24	77.2	28	47	81	4	1-3	5.91	32.0	21	13	22	58	29-29	5.15	510.1	292	272	536
	CS/ATT	8/28	PCT	28.6%				CS/ATT	3/28	PCT	10.7%				CS/ATT	0/7	PCT	0.0%				CS/ATT	0/8	PCT	0.0%				CS/ATT	11/71	PCT	15.5%			

CATCHER PITCHING STATS

CATCHERS	W	L	ERA	GS	SV	IP	H	R	ER	HR	HB	BB	IBB	SO	WHIP	AVG	WP	GDP	TBF	SB	CS	ATT	%CS	PB
11 Logan Porter	15	12	5.25	27	6	236.7	244	148	138	35	14	121	3	268	1.54	.266	13	16	1,059	20	8	28	28.6%	1
3 Sebastian Rivero	8	10	5.71	18	1	164.0	166	112	104	20	9	91	2	165	1.57	.261	14	16	743	25	3	28	10.7%	3
44 Gavin Stupienksi	5	4	3.24	9	1	77.2	59	34	28	5	4	47	0	81	1.36	.177	4	8	334	7	0	7	0.0%	0
2 Tyler Cropley	1	3	5.91	4	0	32.0	33	22	21	8	2	13	0	22	1.44	.231	2	2	143	8	0	8	0.0%	0

NATURALS PITCHER PICKOFF LOG (4)

	DATE	INNING	PITCHER	RUNNER	BASE	OUT #
1	4/16 vs. Wichita	▲ 3	Ángel Zerpa (1)	Kevin Merrell	1st	1
2	4/28 vs. Amarillo	▲ 3	Ángel Zerpa (2)	Blaze Alexander	2nd	1
3	5/18 @ Arkansas	▼ 6	Zack Phillips (1)	Patrick Frick	1st	2
4	5/21 @ Arkansas	▼ 3	Dante Biasi (1)	Cade Marlowe	2nd	3

AUTOMATIC BALLS CALLED ON NATURALS PITCHERS (8)

DATE	INNING	UMPIRE	PITCHER	COUNT AT CALL	BATTER RESULT (COUNT)
4/19/2022 @ Frisco	▼ 2	Jake Bruner	Alec Marsh	0-0	Strikeout (1-2)
4/19/2022 @ Frisco	▼ 8	Jake Bruner	Stephen Woods Jr.	3-1	Walk (3-1)
4/21/2022 @ Frisco	▼ 3	Benjamin Engstrand	Anthony Veneziano	1-2	Walk (3-2)
4/26/2022 vs. Amarillo	▲ 3	Tanner Dobson	Drew Parrish	0-0	Popout (1-2)
4/30/2022 vs. Amarillo	▲ 3	Harrison Silverman	Alec Marsh	1-1	Strikeout (3-2)
5/1/2022 vs. Amarillo	▲ 1	Willie Traynor	Drew Parrish	0-2	Popout (1-2)
5/21/2022 @ Arkansas	▼ 1	Chris Presley-Murphey	Will Klein	0-0	Walk (3-2)
5/26/2022 @ Midland	▼ 8	Benjamin Engstrand	Zach Willemann	0-0	Bunt Single (1-0)
6/15/2022 vs. Arkansas	▲ 7	Tanner Dobson	Holden Capps	2-2	Double Play (3-2)



PLAYER

QUICK NOTES

CAREER HIGHS

1 JOHN
RAVE

OUTFIELDER • L/L • 6'0" • 185 • 12/30/1997 (24)
2019 MLB Draft – Round 5 (Illinois State)
Born: Canton, Illinois • Resides: Bloomington, Illinois

2 TYLER
CROPLEY

CATCHER • R/R • 5'11" • 185 • 12/10/1995 (26)
Signed 10/8/2020 as a Minor League Free Agent
Born: Sioux City, Iowa • Resides: Cedar Rapids, Iowa

3 SEBASTIAN
RIVERO

CATCHER • R/R • 6'1" • 215 • 12/10/1995 (27)
Signed 7/12/2015 as an International Free Agent
Born: Maracay, Venezuela • Resides: Mariara, Venezuela

4 RYAN
GROTJOHN

INF/OF • L/R • 6'2" • 175 • 4/25/1995 (27)
Signed 1/27/2022 as a Minor League Free Agent
Born: Bakersfield, California • Resides: Scottsdale, Arizona

7 BRHET
BEWLEY

INF/OF • R/R • 5'11" • 182 lbs • 1/30/1997 (25)
2018 MLB Draft – Round 32 (University of San Diego)
Born: Temecula, California Resides: Winchester, California

8 MAIKEL
GARCIA

INFIELDER • R/R • 6'0" • 145 • 3/3/2000 (22)
Signed 7/27/2016 as an International Free Agent
Born/Resides: La Sabana, Venezuela

9 JAKE
MEANS

INFIELDER • R/R • 6'2" • 215 • 4/14/1996 (26)
2019 MLB Draft – Round 22 (Indiana State)
Born/Resides: Olathe, Kansas

11 LOGAN
PORTER

CATCHER • R/R • 6'0" • 200 • 7/12/1995 (26)
Signed 6/21/2018 as a Non-Drafted Free Agent
Born: Phoenix, Arizona • Resides: Surprise, Arizona

12 TUCKER
BRADLEY

OUTFIELDER • L/L • 6'0" • 206 • 5/6/1998 (24)
Signed 6/23/2020 as a Non-Drafted Free Agent
Born/Resides: Chickamauga, Georgia

13 NICK
LOFTIN

OUTFIELDER • R/R • 6'1" • 180 • 9/25/1998 (23)
2020 MLB Draft – CBA Round (32nd Overall)
Born/Resides: Corpus Christi, Texas

16 ROBBIE
GLENDINNING

INFIELDER • R/R • 6'2" • 198 • 10/6/1995 (26)
Signed 2/22/2022 as a Minor League Free Agent
Born: Perth, Western Australia • Resides: Kansas City, MO

19 TYLER
GENTRY

OUTFIELDER • R/R • 6'2" • 200 • 2/1/1999 (23)
2020 MLB Draft – Round 3 (Alabama)
Born: Memphis, Tennessee • Resides: Arlington, Tennessee

44 GAVIN
STUPIENSKI

C/B • L/R • 6'1" • 220 • 3/12/1994 (28)
Signed 5/5/2021 as a Minor League Free Agent
Born: Princeton, N.J. • Resides: Wilmington, N.C.

- 2022: Began the season with NWA, assigned to Omaha (AAA) on May 25 and went 3-for-16 across five games, assigned back to NWA June 4.
- 2021: Named an MiLB.com Organization All-Star in the outfield for Kansas City ... spent the season with Quad Cities (A+), playing in 77 games and hit .252/.352/.453 (70-for-278) ... hit 14 homers and stole 13 bases, making him one of five 13-13 players in the system in 2021.
- 2019: Assigned to Burlington (R) after being drafted and played 15 games in the Appalachian League before being promoted to Lexington (A) on 7/7, where he finished the season ... combined to slash .234/.326/.320 (54-for-231) across the two levels with 13 XBH and 16 RBI.

HIT STREAK:

- 2022: Began the season with NWA, went 1-for-8 across four games, placed on IL 4/19 ... rehabbed 5 games with ACL Royals and Columbia (A) from 6/6 to 6/12, went 4-for-16 with a double and walk, returned to Naturals on 6/14 and singled in his first at-bat back.
- 2021: Spent the entire season with Northwest Arkansas (AA) ... across 26 games (19 starts), slashed .194/.325/.313 (13-for-67) with two home runs and six runs batted in ... 6 of his 13 hits came in the month of July, where he hit .261 (6-for-23) in 10 games, with a double and three walks ... caught 5 of 12 would-be base stealers (42.0% CS).
- 2019: Limited to 41 games with the Hagerstown Suns (A) and spent time on the injured list, hit .187/.294/.276 (23-for-123).
- COLLEGE: Played 2015 and 2016 at Iowa Western CC before transferring to the University of Iowa for 2017 and 2018.

HIT STREAK: 2 Games (4/17 to 6/14), 400 (2-for-5)

ON-BASE BASE STREAK:

ON-BASE BASE STREAK: 2 Games (4/17 to 6/14), 400 (2-for-5), 1 HBP

- 2022: Assigned to NW Arkansas to begin the season, recalled by Kansas City May 8-13 and May 17-28 ... in three Major League games (5/12, 5/19, 5/22), went 0-for-7 with one walk & four strikeouts ... had first 2-homer game of his career on 4/27 vs. Amarillo ... returned to action for NWA on 6/15.
- 2021: Split the season between Omaha (AAA) and Kansas City, appearing in 17 games (9 starts) for the Royals in his first Major League season and slashed .175/.250/.225 (7-for-40) ... made his Major League debut on 5/8 against the White Sox as the starting catcher ... appeared in 42 games with the Storm Chasers and slashed .260/.319/.380 (39-for-150) and threw out 10 of 34 would-be base stealers (29%).

HIT STREAK:

ON-BASE BASE STREAK:

- 2022: Started season 0-for-11, first hit of season was 2nd inning home run on 4/30 vs. Amarillo.
- 2021: Released by Arizona on 1/8, spent the season in the American Association with the Kansas City Monarchs and was named the American Association All-Star at 2B, slashing .329/.436/.523 (109-for-339) with 10 HR and 60 RBI for the league champions ... led the team in OBP and ranked second on the team in AVG, BB (55) and SB (12)
- 2017-2019: Spent three seasons in the Diamondbacks' system originally Arizona's 10th-round pick in 2017 ... reached as high as Double-A Jackson in 2018 and 2019 ... won league championships with Jackson and Visalia (A+) in 2019.

HIT STREAK: 2 Games (6/11 to 6/12), 500 (2-for-4)

ON-BASE BASE STREAK: 3 Games (6/10 to 6/12), 500 (2-for-4), 1 HBP

- 2022: Began the season on Injured List, activated by NW Arkansas on 5/3 ... went 2-for-5 in his first game of the season on 5/5 @ SPR, with a solo home run in the sixth inning, his second hit of the day ... went 3-for-3 with a double & two runs off the bench, 5/25 @ MID, tied single-game career high in hits.
- 2021: Spent most of season with NW Arkansas (A+), slashed .230/.284/.363 (47-for-204) across 56 games ... out of action for a month, on the Injured List between 8/10 and 9/5 ... appeared at 2nd base, (23 games), 3rd base (23 games), left field (5 games) and DH (5 games), also pitched one inning (7/25 @ Tulsa).
- 2019: Spent the entire season with Lexington (A), playing in 60 games, while slashing .252/.356/.307 (51-for-202) with one HR and 17 RBI.

HIT STREAK:

ON-BASE BASE STREAK:

- Ranked by MLB Pipeline as the No. 20 Royals prospect ... Ranked by Baseball America as the No. 28 Royals prospect ... rated as having the "Best Infield Arm" among Royals' prospects in Baseball America's 2022 Best Tools survey.
- 2022: Has reached base in 49 of 55 games, reaching base multiple times on 34 occasions ... 14-game hitting streak from 4/27 to 5/12: hit .397 with .970 OPS ... hit his first home run of the season 6/10 @ TUL, three-run shot cap 8-run 7th inning.
- 2021: Split season between 47 (A), and Quad Cities (A+), slashed .291/.380/.405 (120-for-480) between the two levels ... ranked third in the Royals' minor league system in average (.291) among qualified hitters and sixth in BABIP (.341) ... fifth in the system in hits (120), tied fourth in steals (35) ... added to KC 40-man roster on 11/19/21.

HIT STREAK: 5 Games (6/9 to 6/15), 429 (9-for-21), 3 2B, 1 HR

ON-BASE STREAK: 6 Games (6/9 to 6/15), 375 (9-for-24), 3 BB

- 2022: Reached base 4 times in back-to-back games, 5/27 and 5/28 @ Midland ... doubled 6 times in 8-game stretch, 5/24 to 6/1.
- 2021: Spent the first month and a half of the season with Columbia (A) before a promotion to Quad Cities (A+) on 6/15, where he finished out the season ... combined to slash .222/.343/.429 (76-for-343) over 97 games, with 16 home runs and 52 runs batted in ... assigned to the Surprise Saguaros of the Arizona Fall League after the MiLB season ... across 19 games, slashed .171/.244/.271 (12-for-70) with four doubles.
- MISC: Younger brother of Baltimore starting pitcher John Means ... attended Gardner Edgerton HS, same high school as Bubba Starling ... college teammates with Clay Dungan

HIT STREAK:

ON-BASE BASE STREAK:

- 2022: Has reached in 37 of 40 games ... Royals system leader in batting average (.338) and on-base percentage (.465), 2nd in OPS (1.009) and SLG (.544) ... ranks 2nd in both Texas League and Double-A, 3rd among all qualified full-season MiLB hitters with his .465OBP ... in Texas League, 4th in AVG, 5th in OPS, 8th in SLG.
- 2021: Spent the season with Quad Cities (A+) and slashed .241/.368/.451 (62-for-257) in 77 games ... named a High-A Central post-season All-Star at catcher ... hit a walk-off homer in Game 4 of the High-A Central Championship Series on 9/25 to win 2-1 and force Game 5.
- MISC: Grew up down the street from Surprise Stadium, was a dubbie for the AZL Royals the summer of 2011 while in high school, also caught bullpens for the team.

HIT STREAK:

ON-BASE BASE STREAK: 10 Games (5/31 to 6/15), 375 (12-for-32), 9 BB

- 2022: Two of five home runs this season have been GRAND SLAMS, 4/23 @ Frisco and 5/12 vs. Wichita, both in 5th inning, first two of his pro career.
- 2021: Began his professional career splitting the year between Columbia (A) and Quad Cities (A+) and combined to slash .285/.380/.427 (94-for-330) with 30 extra-base hits and 45 runs batted in ... his .380 OBP ranked fourth among qualified Royals Minor Leaguers, while a .285 average and .807 OPS ranked eighth.
- 2017-2020: Played collegiately at the University of Georgia, where he slashed .317/.384/.412 (143-for-451) in 125 games with 14 doubles, nine home runs and 62 RBI ... lists his favorite college memory as playing at Baum-Walker Stadium his freshman season.

HIT STREAK:

ON-BASE BASE STREAK:

- Ranked by MLB Pipeline as the No. 5 Royals prospect ... Ranked by Baseball America as the No. 12 Royals prospect ... rated as having the "Best Strike-Zone Discipline" among Royals' prospects in Baseball America's 2021 AND 2022 Best Tools surveys.
- 2022: Second on team with 18 multi-hit games and tied for team lead with nine multi-run games ... has reached in 41 of 48 games, hits in 34 of 48 games ... did not start for five game stretch, June 1-5 nursing left shoulder soreness, after exiting May 31 game early, returned to action June 7 @ Tulsa.
- 2021: Spent his first pro season with Quad Cities (A+) and slashed .289/.374/.464 (103-for-356) across 90 games, named an MiLB.com Organization All-Star at third base ... won the High-A East Central batting title with a .289 average ... hit for the cycle on 8/1, going 5-for-6 at the plate with a walk-off homer in the ninth to complete the cycle.

HIT STREAK: 3 Games (6/12 to 6/15), 214 (3-for-14), 1 2B

ON-BASE BASE STREAK: 16 Games (5/22 to 6/15), 279 (19-for-68), 8 BB, 1 HBP

- 2022: Reached base in first 15 games of the season, April 8-29, also reached base in 17 games from May 21 to June 10, two longest streaks on team this season ... has reached base in 45 of 50 games this season ... has reached base multiple times in 22 games ... 38 RBI rank 3rd among Royals minor leaguers.
- 2021: Did not play, missing the entire year after undergoing Tommy John surgery ... tore his UCL while playing catch in February 2021.
- 2017-2019: Drafted by Pittsburgh in the 21st Round in 2017 and spent three seasons in the Pirates organization, slashing .274/.361/.417 (174-for-636) across 189 games, reaching as high as Double-A Altoona in 2019 ... named a Florida State League Mid-season All-Star in 2019.

HIT STREAK:

ON-BASE BASE STREAK: 3 Games (6/12 to 6/15), 273 (3-for-11), 2 BB

- 2022: Began season in Quad Cities (A+), assigned to NWA on 6/14 ... in 38 games with River Bandits, hit .336 (43-for-128), with 12 XBH, 23 RBI & .950 OPS.
- 2021: Spent his first professional season in Quad Cities (A+), slashing .259/.395/.449 (38-for-147) across 44 games with the River Bandits ... played everyday for the first two months of the season ... placed on the 7-Day injured list on 7/14 and then the 60-Day injured list on 8/2 ... recorded hits in 30 of 43 games where he recorded a plate appearance, reaching base in 38 of 43 games.
- COLLEGE: Began his career at Walter State Community College in 2018 before transferring to the University of Alabama for the 2019 and 2020 seasons ... finished his career ... with the Crimson Tide slashing .335/.420/.594 (89-for-266) in 73 games with 18 doubles, 17 homers and 63 RBI

HIT STREAK:

ON-BASE BASE STREAK: 2 Games (6/14 to 6/15), 375 (3-for-8), 1 BB

- 2021: Took one at-bat for the Naturals on 5/21 in Springfield and played two innings in left field, before being assigned to Quad Cities (A+) on 5/25 ... played in 38 games for the River Bandits, making 24 starts at first and slashing .264/.376/.482 (29-for-110) ... after hitting a solo home run in the fourth inning on 9/9 vs. Peoria, pitched the 11th inning and took the loss in an 8-5 defeat.
- 2018-2020: Played 104 games of Indy Ball for four teams across four different leagues, slashed a collective .273/.368/.349 (76-for-278).
- 2016-2017: Drafted in the 12th round of the 2016 draft by Arizona, spent two years in the D-backs system, hit .306 (46-for-150) over 47 games.

HIT STREAK:

ON-BASE BASE STREAK:

H	4	(2x) Last: 8/1/21 vs. South Bend
R	4	8/1/21 vs. South Bend
HR	2	8/5/21 @ Cedar Rapids
RBI	5	(2x) Last: 8/3/21 @ Cedar Rapids
BB	3	(2x) Last: 5/17/22 @ Arkansas
SB	3	8/22/21 @ South Bend
H	2	(11x) Last: 7/16/21 vs. Arkansas
R	2	(5x) Last: 7/16/21 vs. Arkansas
HR	1	(4x) Last: 8/7/21 @ Arkansas
RBI	3	(2x) Last: 5/23/21 @ Springfield
BB	2	(5x) Last: 5/16/21 vs. Tulsa
SB	1	(2x) Last: 3/19/19 @ Augusta
H	5	6/10/21 @ St. Paul
R	4	7/2/18 vs. Asheville
HR	2	4/27/22 vs. Amarillo
RBI	4	(3x) Last: 6/10/21 @ St. Paul
BB	2	(8x) Last: 5/4/22 @ Springfield
SB	1	(4x) Last: 8/7/21 vs. Columbus
H	4	(2x) Last: 8/21/18 vs. Peoria
R	4	6/26/18 @ Peoria
HR	1	(14x) Last: 6/5/22 vs. Corpus Christi
RBI	7	7/27/18 vs. Beloit
BB	3	(2x) Last: 5/14/19 @ Mobile
SB	1	(13x) Last: 8/31/19 vs. Jacksonville
H	3	(5x) Last: 5/25/22 @ Midland
R	3	8/25/19 @ Augusta
HR	1	(9x) Last: 9/17/21 vs. Springfield
RBI	4	7/20/21 @ Tulsa
BB	3	(3x) Last: 9/1/19 @ Hickory
SB	2	(2x) Last: 7/31/18 @ Pulaski
H	4	(3x) Last: 5/1/22 vs. Amarillo
R	4	(2x) Last: 4/8/22 @ Springfield
HR	1	(5x) Last: 9/8/21 vs. Peoria
RBI	3	(4x) Last: 9/8/21 vs. Peoria
BB	3	(5x) Last: 4/13/22 vs. Wichita
SB	3	6/20/19 @ Bristol
H	4	8/12/19 @ Greenville
R	4	7/9/21 @ Wisconsin
HR	1	(26x) Last: 6/14/22 vs. Arkansas
RBI	4	(3x) Last: 6/14/22 vs. Arkansas
BB	3	(3x) Last: 7/9/21 @ Wisconsin
SB	1	(9x) Last: Last: 6/9/22 @ Tulsa
H	4	8/6/19 @ Johnson City
R	3	(4x) Last: 8/1/21 vs. South Bend
HR	2	(5x) Last: 7/14/21 @ Beloit
RBI	4	(2x) Last: 8/10/21 vs. Beloit
BB	3	(3x) Last: 4/9/22 @ Springfield
SB	1	8/10/21 vs. Beloit
H	3	(11x) Last: 5/26/22 @ Midland
R	3	(3x) Last: 8/17/21 @ South Bend
HR	2	8/10/21 vs. Beloit
RBI	5	6/24/21 @ Beloit
BB	3	8/27/21 vs. Wisconsin
SB	2	(4x) Last: 5/21/22 @ Arkansas
H	5	8/1/21 vs. South Bend
R	4	8/1/21 vs. South Bend
HR	1	(15x) Last: 6/9/22 @ Tulsa
RBI	5	4/22/22 @ Frisco
BB	3	(2x) Last: 9/5/21 @ Cedar Rapids
SB	2	(2x) Last: 6/10/22 @ Tuls
H	4	5/3/19 vs. Lakeland
R	3	(4x) Last: 5/27/22 @ Midland
HR	1	(21x) Last: 5/24/22 @ Midland
RBI	4	(3x) Last: 5/21/22 @ Arkansas
BB	3	(2x) Last: 6/17/19 vs. Harrisburg
SB	2	6/3/19 @ Daytona
H	3	(5x) Last: 6/15/22 vs. Tulsa
R	3	(2x) Last: 6/13/21 @ Peoria
HR	2	6/2/21 vs. Beloit
RBI	6	6/2/21 vs. Beloit
BB	3	(3x) Last: 6/8/22 @ Peoria
SB	1	(6x) Last: 5/11/22 vs. Wisconsin
H	4	7/29/21 vs. South Bend
R	3	(2x) Last: 8/28/21 vs. Wisconsin
HR	2	8/19/21 @ South Bend
RBI	4	9/8/21 vs. Peoria
BB	2	(5x) Last: 9/8/21 vs. Peoria
SB	1	(2x) Last: 8/20/16 @ AZL Cubs



So Nice, They Did It Twice (Or More)						Multi-Hit Games						Multi-Run Games						Multi-RBI Games						Multi-BB Games						Multi-K Games						Multi-SB Games					
						2	3	4	5+	T	2	3	4	5+	T	2	3	4	5+	T	2	3	4	5+	T	2	3	4	5+	T	2	3	4	5+	T						
Bates, Parker						-	-	-	-	-	-	-	-	-	-	-	-	-	-	-	-	-	-	-	-	1	-	-	-	1	1	-	-	-	1						
7 Bewley, Brhet						3	1	-	-	4	1	-	-	-	1	-	-	-	-	-	1	2	2	-	-	4	2	2	-	-	4	-	-	-	-						
12 Bradley, Tucker						10	2	-	-	12	8	-	-	-	8	2	1	2	-	5	2	-	-	-	2	2	-	-	-	2	2	-	-	-	2						
2 Cropley, Tyler						-	-	-	-	-	1	-	-	-	1	-	-	-	-	-	-	-	-	-	-	-	-	-	-	-	-	-	-	-	-						
Eaton, Nate						5	4	-	-	9	1	2	-	-	3	4	-	-	-	4	2	-	-	-	2	8	-	-	-	8	1	-	-	-	1						
8 Garcia, Maikel						15	3	1	-	19	10	1	1	-	12	3	1	-	-	4	6	1	-	-	7	8	1	1	-	10	2	-	-	-	2						
19 Gentry, Tyler						-	1	-	-	1	-	-	-	-	-	-	-	-	-	-	-	-	-	-	-	-	-	-	-	-	-	-	-	-	-	-					
16 Glendinning, Robbie						13	-	-	-	13	3	3	-	-	6	8	3	1	-	12	6	-	-	-	6	13	7	-	-	20	-	-	-	-	-	-					
4 Grotjohn, Ryan						1	-	-	-	1	-	-	-	-	-	3	-	-	-	3	1	-	-	-	1	4	4	-	-	8	-	-	-	-	-						
13 Loftin, Nick						13	5	-	-	18	7	3	-	-	10	6	-	-	1	7	3	-	-	3	4	1	-	-	5	5	2	-	-	-	2						
Massey, Michael						8	11	-	-	19	8	-	-	-	8	5	2	3	-	10	1	2	-	-	3	8	2	1	-	11	-	-	-	-	-						
Matias, Seuly						6	4	-	-	10	2	2	-	-	4	7	4	-	-	11	2	1	-	-	3	14	7	1	-	22	-	-	-	-	-						
9 Means, Jake						8	1	-	-	9	4	-	-	-	4	4	2	1	-	7	2	-	-	-	2	11	3	-	-	14	-	-	-	-	-						
11 Porter, Logan						14	2	-	-	16	4	-	-	-	4	5	-	-	-	5	5	1	-	-	6	7	-	-	-	7	-	-	-	-	-						
1 Rave, John						8	2	-	-	10	3	-	-	-	3	5	4	-	-	9	4	2	-	-	6	10	-	-	-	10	1	-	-	-	1						
3 Rivero, Sebastian						4	1	-	-	5	1	1	-	-	2	2	1	-	-	3	3	-	-	-	3	4	1	-	-	5	-	-	-	-	-						
44 Stupiensi, Gavin						2	-	-	-	2	-	-	-	-	1	-	-	-	-	1	-	-	-	-	3	3	1	-	-	4	-	-	-	-	-						
						110	37	1	0	148	53	12	1	0	66	55	18	7	1	81	38	7	0	0	45	99	29	3	0	131	9	0	0	0	9						

HITTING STREAKS

PLAYER	CURRENT	LONGEST	DATES/RESULTS							
			START	END	AVG	2B	3B	HR	RBI	OPS
7 Bewley, Brhet	-	4	5/25	5/28	.368 (7-19)	2	0	0	1	.874
12 Bradley, Tucker	-	6 (3x)	5/19	5/26	.526 (10-19)	1	1	1	6	1.451
2 Croyley, Tyler	2	2	4/17	6/14	.400 (2-5)	0	0	0	0	.900
7 Garcia, Maikel	5	14	4/27	5/12	.397 (23-58)	6	0	0	6	.970
19 Gentry, Tyler	-	-	-	-	(-)	-	-	16	-	-
16 Glendinning, Robbie	-	6	4/22	4/29	.391 (9-23)	4	0	1	6	1.158
4 Grotjohn, Ryan	2	3	6/1	6/4	.375 (3-8)	0	0	1	3	1.083
13 Loftin, Nick	3	6	5/4	5/10	.480 (12-24)	4	1	1	6	1.321
9 Means, Jake	-	5	5/27	6/1	.444 (8-18)	4	0	1	3	1.398
11 Porter, Logan	-	7	6/1	6/11	.435 (10-23)	2	0	3	6	1.465
1 Rave, John	-	5	5/3	5/8	.368 (7-19)	0	0	0	5	.797
3 Rivero, Sebastian	-	5	4/20	4/27	.333 (8-24)	3	0	2	6	1.028
44 Stupiensi, Gavin	-	2	5/29	6/2	.333 (2-6)	1	0	0	2	.929

BOLD indicates longest streak in 2022 among active players

Italics indicates longest personal streak is active

ON-BASE STREAKS

CURRENT	LONGEST	DATES/RESULTS							
		START	END	AVG	2B	HR	BB	HBP	OBP
-	4 (2x)	6/1	6/5	.083 (1-12)	0	0	4	0	.313
-	8	5/19	5/28	.444 (12-27)	2	2	5	0	.531
2	2	4/17	6/14	.400 (2-5)	0	0	0	1	.500
6	14	4/27	5/12	.397 (23-58)	6	0	8	0	.470
2	2	6/14	6/15	.375 (3-8)	1	0	1	0	.444
3	17	5/21	6/10	.258 (17-66)	3	1	8	3	.354
3	4	5/31	6/5	.250 (3-12)	0	1	1	0	.286
16	16	5/22	6/15	.279 (19-68)	4	2	8	1	.364
-	6	6/9	6/14	.364 (8-22)	2	1	2	0	.417
10	13	5/8	5/28	.408 (20-49)	4	3	8	2	.508
-	8	4/16	4/26	.261 (6-23)	2	2	12	0	.514
-	9	4/20	5/4	.342 (13-38)	5	3	2	1	.381
-	4	5/22	6/2	.286 (4-14)	2	0	1	1	.375

PITCHES/PLATE APPEARANCE & PLATE APPEARANCE DEPTH

PLAYER	AVG. P/PA	TOTAL PA	TOTAL P	LONGEST PA (#)	DATE	INN.	PITCHER	RESULT
Bates, Parker	4.17	12	50	9 (2x)	June 4	▼ 3	Misael Tamarez (CC)	Walk
7 Bewley, Brhet	3.97	69	274	9	June 12	▲ 9	Guillermo Zuniga (TUL)	RBI Walk
12 Bradley, Tucker	3.70	187	691	9	June 15	▼ 6	Collin Kober (ARK)	Walk
2 Croyley, Tyler	3.54	13	46	7	June 14	▼ 5	Jake Haberer (ARK)	Strikeout Swinging
Eaton, Nate	3.79	159	602	8 (2x)	May 22	▲ 6	Peyton Alford (ARK)	Strikeout Swinging
7 Garcia, Maikel	3.79	260	985	9	May 3	▲ 9	Michael Brettell (SPR)	Strikeout Swinging
19 Gentry, Tyler	2.89	9	26	6	June 14	▼ 2	Stephen Kolek (ARK)	Flyout (F9)
16 Glendinning, Robbie	4.35	219	952	11	May 18	▲ 5	Taylor Dollard (ARK)	Groundout (6-3)
4 Grotjohn, Ryan	4.26	53	226	9 (2x)	May 26	▲ 5	Jack Cushing (MID)	Walk
13 Loftin, Nick	3.50	230	806	9 (2x)	June 10	▲ 7	Tanner Dodson (TUL)	Walk
Massey, Michael	3.75	248	930	10 (3x)	May 12	▼ 6	Louie Varland (WCH)	Home Run (Solo)
Matias, Seuly	3.86	194	748	12	June 2	▼ 5	Chandler Casey (CC)	Walk
9 Means, Jake	3.85	184	709	10	June 9	▲ 5	John Rooney (TUL)	Strikeout Swinging
11 Porter, Logan	4.06	170	691	9 (3x)	May 25	▲ 9	Wandisson Charles (MID)	Walk
1 Rave, John	4.23	191	808	8	April 16	▼ 7	Steven Cruz (WCH)	Walk
3 Rivero, Sebastian	3.77	87	328	11	April 22	▲ 9	Lucas Jacobsen (FRI)	Flyout (F9)
44 Stupiensi, Gavin	3.73	37	138	7 (2x)	June 5	▼ 9	Joanase Torres (CC)	Flyout (F7)
3.88 2,310 8,960								

PINCH HITTING LOG

DATE	INNING	PINCH HITTER	HITTING FOR	RESULT
4/15/2022 vs. Wichita	▼ 9	John Rave	Tyler Croyley	Groundout (3-1)
4/16/2022 vs. Wichita	▼ 8	Maikel Garcia	Ryan Grotjohn	Lineout (L7)
4/17/2022 vs. Wichita	▼ 6	Sebastian Rivero	Tyler Croyley	Single
4/19/2022 @ Frisco	▲ 9	Tucker Bradley	Jake Means	Strikeout Looking
4/21/2022 @ Frisco	▲ 9	Ryan Grotjohn	Logan Porter	Strikeout Swinging
4/21/2022 @ Frisco	▲ 9	Gavin Stupiensi	Jake Means	Flyout (F9)
4/22/2022 @ Frisco	▲ 9	Ryan Grotjohn	Micheal Massey	Strikeout Swinging
4/26/2022 vs. Amarillo	▼ 8	Tucker Bradley	Jake Means	Flyout (F8)
4/27/2022 vs. Amarillo	▼ 8	Gavin Stupiensi	Logan Porter	Strikeout Swinging
4/30/2022 vs. Amarillo	▼ 9	Robbie Glendinning	Ryan Grotjohn	Strikeout Swinging
5/18/2022 @ Arkansas	▲ 9	Tucker Bradley	Jake Means	RBI Groundout (3U)
5/19/2022 @ Arkansas	▲ 9	Ryan Grotjohn	Logan Porter	Flyout (F7)
5/29/2022 @ Midland	▲ 9	Logan Porter	Gavin Stupiensi	Strikeout Swinging
6/3/2022 vs. Corpus Christi	▼ 7	Tucker Bradley	Micheal Massey	Strikeout Swinging

Naturals Pinch Hitters: 1-for-14, 7 K

Most-Used Pinch Hitter:

Tucker Bradley (4x)

Most Frequently Pinch-Hit For

Jake Means (4x)

NATURALS 10-PITCH AT-BAT LOG (9)

DATE	INNING	PITCHES	BATTER	PITCHER	RESULT
April 10 @ Springfield	▲ 7	10	Michael Massey	Sean Kealey	Walk
April 16 vs. Wichita	▼ 7	12	John Rave	Steven Cruz	Walk
April 22 @ Frisco	▲ 9	11	Sebastian Rivero	Lucas Jacobsen	Flyout (F9)
April 22 @ Frisco	▲ 7	10	Michael Massey	Nick Staff	Walk
May 13 vs. Wichita	▼ 6	10	Michael Massey	Louie Varland	HOME RUN
May 17 @ Arkansas	▲ 5	10	John Rave	Peyton Alford	Walk
May 18 @ Arkansas	▲ 5	11	Robbie Glendinning	Taylor Dollard	Groundout (5-3)
June 2 vs. Corpus Christi	▼ 5	12	Seuly Matias	Chandler Casey	Walk
June 9 @ Tulsa (G1)	▲ 5	10	Jake Means	John Rooney	Strikeout Swng.

AUTOMATIC STRIKES CALLED ON NATURALS HITTERS (3)

DATE	INNING	UMPIRE	HITTER	COUNT AT CALL	BATTER RESULT (COUNT)
4/15/2022 vs. Wichita	▼ 1	Isaias Barba	Maikel Garcia	0-0	Strikeout (2-2)
4/21/2022 @ Frisco	▲ 9	Benjamin Engstrand	Gavin Stupiensi	1-0	Flyout, F9 (1-1)
6/20/2022 @ Tulsa	▲ 2	Tanner Dobson	Robbie Glendinning	0-1	Lineout, L4 (2-2)



HR #	PLAYER (SEASON NO.)	GM # – DATE	OPPONENT	DIRECTION	ON BASE	INNING	OUTS	COUNT	SCORE	FINAL
1	Jake Means (1)	3 – 4/10/2022	@ Springfield	RCF	1	2	2	1-1	2-3	L, 10-5
2	John Rave (1)	10 – 4/19/2022	@ Frisco	RF	1	3	1	2-2	2-0	L, 4-3
3	Robbie Glendinning (1)	11 – 4/20/2022	@ Frisco	LCF	0	2	2	3-1	1-0	W, 7-2
4	Nick Loftin (1)	11 – 4/20/2022	@ Frisco	LCF	1	3	1	0-0	3-1	W, 7-2
5	Seuly Matias (1)	11 – 4/20/2022	@ Frisco	LF	1	5	1	1-1	5-2	W, 7-2
6	John Rave (2)	12 – 4/21/2022	@ Frisco	LCF	0	2	1	2-1	1-0	L, 12-2
7	Seuly Matias (2)	12 – 4/21/2022	@ Frisco	LCF	0	4	0	0-2	2-7	L, 12-2
8	Michael Massey (1)	13 – 4/22/2022	@ Frisco	LCF	1	1	1	1-1	2-0	W, 11-2
9	Nick Loftin (1)	13 – 4/22/2022	@ Frisco	LCF	3	2	2	0-0	6-0	W, 11-2
10	Tucker Bradley (1)	14 – 4/23/2022	@ Frisco	LCF	3	5	1	2-1	9-0	W, 12-4
11	Michael Massey (2)	14 – 4/23/2022	@ Frisco	CF	0	8	1	0-2	11-3	W, 12-4
12	Nate Eaton (1)	14 – 4/23/2022	@ Frisco	LCF	0	9	0	3-2	12-3	W, 12-4
13	Michael Massey (3)	15 – 4/24/2022	@ Frisco	RCF	0	4	0	1-0	1-2	W, 4-3
14	Robbie Glendinning (2)	16 – 4/26/2022	vs. Amarillo	LCF	2	11	2	1-1	5-6	L, 6-5
15	Seuly Matias (3)	17 – 4/27/2022	vs. Amarillo	LF	0	2	0	0-0	2-2	W, 12-6
16	Sebastian Rivero (1)	17 – 4/27/2022	vs. Amarillo	LF	0	4	0	0-1	3-3	W, 12-6
17	Sebastian Rivero (2)	17 – 4/27/2022	vs. Amarillo	LF	1	6	2	0-0	12-5	W, 12-6
18	Jake Means (2)	18 – 4/28/2022	vs. Amarillo	LF	0	3	0	0-1	1-0	L, 9-5
19	Nate Eaton (2)	19 – 4/29/2022	vs. Amarillo	LF	0	2	0	1-0	1-0	W, 8-7
20	Sebastian Rivero (3)	20 – 4/30/2022	vs. Amarillo	RCF	0	2	2	1-1	1-2	L, 7-5
21	Ryan Grotjohn (1)	20 – 4/30/2022	vs. Amarillo	RCF	1	2	2	3-2	3-2	L, 7-5
22	Michael Massey (4)	20 – 4/30/2022	vs. Amarillo	RCF	1	3	1	1-2	5-2	L, 7-5
23	Logan Porter (1)	21 – 5/1/2022	vs. Amarillo	LF	1	2	1	0-1	3-1	W, 9-5
24	Robbie Glendinning (3)	21 – 5/1/2022	vs. Amarillo	LF	1	3	2	0-0	5-2	W, 9-5
25	Michael Massey (5)	21 – 5/1/2022	vs. Amarillo	RF	2	7	0	1-2	8-2	W, 9-5
26	Robbie Glendinning (4)	23 – 5/4/2022	@ Springfield	LF	1	5	0	1-0	7-1	W, 13-3
27	Seuly Matias (4)	24 – 5/5/2022	@ Springfield	LCF	0	5	1	1-1	2-4	W, 9-6
28	Brhet Bewley (1)	24 – 5/5/2022	@ Springfield	LCF	0	6	0	1-0	3-5	W, 9-6
29	Tucker Bradley (2)	24 – 5/5/2022	@ Springfield	RF	0	6	0	2-2	4-5	W, 9-6
30	Nick Loftin (3)	24 – 5/5/2022	@ Springfield	LCF	1	7	1	1-1	9-5	W, 9-6
31	Nate Eaton (3)	27 – 5/8/2022	@ Springfield	LCF	0	2	0	1-0	1-0	W, 9-5
32	Logan Porter (2)	27 – 5/8/2022	@ Springfield	LF	0	5	0	2-0	2-0	W, 9-5
33	Seuly Matias (5)	28 – 5/10/2022	vs. Wichita	LCF	2	3	2	0-1	4-0	W, 7-4
34	Robbie Glendinning (5)	28 – 5/10/2022	vs. Wichita	LF	0	8	1	0-2	7-4	W, 7-4
35	Logan Porter (3)	29 – 5/11/2022	vs. Wichita	LCF	0	7	0	3-1	1-3	L, 4-3
36	Michael Massey (6)	30 – 5/12/2022	vs. Wichita	LF	0	6	0	3-2	4-4	L, 10-4
37	Tucker Bradley (3)	31 – 5/13/2022	vs. Wichita	RCF	3	5	0	0-0	4-0	W, 7-0
38	Nick Loftin (4)	31 – 5/13/2022	vs. Wichita	LF	1	7	2	3-1	7-0	W, 7-0
39	Logan Porter (4)	32 – 5/14/2022	vs. Wichita	RCF	0	2	2	2-2	1-4	L, 7-6
40	Michael Massey (7)	37 – 5/21/2022	@ Arkansas	RF	2	3	1	0-0	4-4	W, 11-4
41	John Rave (3)	38 – 5/22/2022	@ Arkansas	RF	2	3	2	1-1	5-0	W, 10-5
42	Tucker Bradley (4)	38 – 5/22/2022	@ Arkansas	RCF	2	5	2	1-1	10-1	W, 10-5
43	Robbie Glendinning (6)	39 – 5/24/2022	@ Midland	RF	1	1	2	0-1	2-0	W, 8-5
44	Michael Massey (8)	39 – 5/24/2022	@ Midland	RCF	3	7	2	1-2	7-3	W, 8-5
45	Seuly Matias (6)	40 – 5/25/2022	@ Midland	LF	0	2	1	2-2	2-0	W, 11-3
46	Nate Eaton (4)	40 – 5/25/2022	@ Midland	LF	0	5	1	2-0	6-1	W, 11-3
47	Nick Loftin (5)	42 – 5/27/2022	@ Midland	LCF	0	3	2	1-0	7-1	W, 14-6
48	Seuly Matias (7)	43 – 5/28/2022	@ Midland	LF	0	6	0	0-1	5-5	W, 9-7
49	Tucker Bradley (5)	43 – 5/28/2022	@ Midland	CF	0	8	2	0-1	6-7	W, 9-7
50	Jake Means (3)	44 – 5/29/2022	@ Midland	LCF	0	8	0	0-0	1-3	L, 3-1
51	Seuly Matias (8)	45 – 5/31/2022	vs. Corpus Christi	LF	0	7	0	3-2	7-8	L, 8-7
52	Jake Means (4)	48 – 6/3/2022	vs. Corpus Christi	LF	2	2	2	0-0	3-0	L, 5-4
53	Logan Porter (5)	48 – 6/3/2022	vs. Corpus Christi	LF	0	8	1	0-0	4-5	L, 5-4
54	Logan Porter (6)	49 – 6/4/2022	vs. Corpus Christi	CF	0	2	0	3-2	1-2	W, 6-5
55	Seuly Matias (9)	49 – 6/4/2022	vs. Corpus Christi	LF	1	10	2	1-1	6-5	W, 6-5
56	Tucker Bradley (6)	50 – 6/5/2022	vs. Corpus Christi	LF	1	4	0	3-2	2-8	L, 17-4
57	Ryan Grotjohn (2)	50 – 6/5/2022	vs. Corpus Christi	LF	1	8	1	1-0	4-15	L, 17-4
58	John Rave (4)	51 – 6/7/2022	@ Tulsa	RCF	0	9	2	1-1	2-5	L, 5-2
59	Nick Loftin (6)	52 – 6/9/2022	@ Tulsa	LF	0	4	1	2-1	1-3	W, 5-3
60	Logan Porter (7)	52 – 6/9/2022	@ Tulsa	LF	1	4	1	1-1	3-3	W, 5-3
61	Michael Massey (9)	54 – 6/10/2022	@ Tulsa	RCF	1	3	1	0-1	3-1	W, 13-4
62	Seuly Matias (10)	54 – 6/10/2022	@ Tulsa	LCF	0	6	0	1-2	5-4	W, 13-4
63	Maikel Garcia (1)	54 – 6/10/2022	@ Tulsa	LF	2	7	2	3-1	13-4	W, 13-4
64	John Rave (5)	55 – 6/11/2022	@ Tulsa	RF	2	5	1	1-2	4-7	L, 9-4
65	Jake Means (5)	57 – 6/14/2022	vs. Arkansas	LF	1	3	0	1-1	2-1	W, 7-5



HOME RUN BREAKDOWN

PLAYER	2022 TOTAL	HOME ROAD		RHP	LHP	OUTS			RUNNERS ON				DIRECTION					LAST					
						0	1	2	SOLO	2-RUN	3-RUN	GRAND SLAM	LF	LCF	CF	RCF	RF	DATE	OPP	KIND	INN	PA SINCE	
Seuly Matias	10	4	6	8	2	5	3	2	7	2	1	-	6	4	-	-	-	June 10	@ Tulsa	Solo	▲ 6	1	
Michael Massey	9	3	6	7	2	3	5	1	3	3	2	1	1	1	1	4	2	June 10	@ Tulsa	2-Run	▲ 3	13	
Logan Porter	7	5	2	5	2	3	3	1	5	2	-	-	4	1	1	1	-	June 9	@ Tulsa	2-Run	▲ 4	19	
Nick Loftin	6	1	5	3	3	-	3	3	2	3	-	1	2	4	-	-	-	June 9	@ Tulsa	Solo	▲ 4	30	
Tucker Bradley	6	2	4	6	-	3	1	2	2	1	1	2	1	1	1	2	1	June 5	vs. Corpus Christi	2-Run	▼ 4	30	
Robbie Glendinning	6	3	3	4	2	1	1	4	2	3	1	-	3	2	-	-	1	May 24	@ Midland	2-Run	▲ 1	75	
Jake Means	5	3	2	4	1	3	-	2	2	2	1	-	3	1	-	1	-	June 14	vs. Arkansas	2-Run	▼ 3	7	
John Rave	5	-	5	5	-	-	3	2	2	1	2	-	-	1	-	1	3	June 11	@ Tulsa	3-Run	▲ 5	15	
Nate Eaton	4	1	3	4	-	2	2	-	4	-	-	-	2	2	-	-	-	May 25	@ Midland	Solo	▲ 5	2	
Sebastian Rivero	3	3	-	3	-	1	-	2	2	1	-	-	2	-	-	1	-	April 30	vs. Amarillo	Solo	▼ 3	24	
Ryan Grotjohn	2	2	-	2	-	-	1	1	-	2	-	-	1	-	-	1	-	June 5	vs. Corpus Christi	2-Run	▼ 8	9	
Maikel Garcia	1	-	1	1	-	-	1	-	-	-	1	-	1	-	-	-	-	June 10	@ Tulsa	3-Run	▲ 7	14	
Brhet Bewley	1	-	1	1	-	1	-	-	1	-	-	-	-	1	-	-	-	May 5	@ Springfield	Solo	▲ 6	65	
	65	27	38	53	12	22	23	20	32	20	9	4	26	18	3	11	7						

INNING DISTRIBUTION

1st Inning	2nd Inning	3rd Inning	4th Inning	5th Inning	6th Inning	7th Inning	8th Inning	9th Inning	10th Inning	11th Inning
2	14	11	6	9	6	7	6	2	1	1

NOTABLE NATURALS HOME RUNS

BACK-TO-BACK HOMERS (1)		2-HOMER GAMES (1)		3-HOMER GAMES (0)		GRAND SLAMS (4)	
PLAYERS	DATE/OPPONENT (INN.)	PLAYER (CAREER NO.)	DATE/OPPONENT	PLAYER (CAREER NO.)	DATE/OPPONENT	PLAYER (CAREER NO.)	DATE/OPPONENT (INN.)
Brhet Bewley & Tucker Bradley	5/5 @ Springfield (6th)	Sebastian Rivero (1st)	4/27 vs. Amarillo			Nick Loftin (2nd)	4/22 @ Frisco (2nd)
						Tucker Bradley (1st)	4/23 @ Frisco (5th)
						Tucker Bradley (2nd)	5/13 vs. Wichita (5th)
						Michael Massey (2nd)	5/24 @ Midland (7th)
LEADOFF HOMERS (0)		INSIDE-THE PARK HOMERS (0)		PINCH-HIT HOMERS (0)		WALK-OFF HOMERS (1)	
PLAYER (CAREER NO.)	DATE/OPPONENT	PLAYER (CAREER NO.)	DATE/OPPONENT (INN.)	PLAYER (CAREER NO.)	DATE/OPPONENT (INN.)	PLAYER (CAREER NO.)	DATE/OPPONENT
						Seuly Matias	6/4 vs. Corpus Christi

HOME RUN SITUATION	# OF	DATE OF LAST	BATTER ('22 HR #)	PITCHER	COUNT	RUNNERS ON	OUTS	INNING	SCORE @ HR	FINAL
GO-AHEAD HOME RUN	19	June 14 vs. Arkansas	Jake Means (5)	Stephen Kolek	1-1	1	0	▼ 3	2-1	W, 7-5
GAME-TYING HOME RUN	6	June 9 @ Tulsa	Logan Porter (7)	John Rooney	1-1	1	1	▲ 4	3-3	W, 5-4 (7)

NOTABLE OPPOSING HOME RUNS

BACK-TO-BACK HOMERS (2)		2-HOMER GAMES (4)		3-HOMER GAMES (0)		GRAND SLAMS (1)	
PLAYERS	DATE/OPPONENT (INN.)	PLAYER (CAREER NO.)	DATE/OPPONENT	PLAYER (CAREER NO.)	DATE/OPPONENT	PLAYER	DATE/OPPONENT (INN.)
Leandro Cedeño & Jorge Barrosa	5/1 vs. Amarillo (8th)	Dio Arias (1st)	4/21 @ Frisco			Justin Foscue	4/21 @ Frisco (3rd)
Alex Isola & Andrew Bechtold	5/10 vs. Wichita (4th)	Leandro Cedeño (4th)	4/30 vs. Amarillo				
		Andy Pages (8th)	6/7 @ Tulsa				
		Joe Rizzo (3rd)	6/14 vs. Arkansas				
LEADOFF HOMERS (1)		INSIDE-THE PARK HOMERS (0)		PINCH-HIT HOMERS (0)		WALK-OFF HOMERS (0)	
PLAYER	DATE/OPPONENT	PLAYER	DATE/OPPONENT (INN.)	PLAYER	DATE/OPPONENT (INN.)	PLAYER	DATE/OPPONENT
Jonathan Ornelas	4/24 @ Frisco						



AFTER-INNING RECORDS

	LEADING	TRAILING	TIED
AFTER 1 INNING	9-5	6-12	12-13
AFTER 2 INNINGS	11-6	8-14	9-9
AFTER 3 INNINGS	17-7	6-16	5-6
AFTER 4 INNINGS	17-7	5-16	6-6
AFTER 5 INNINGS	21-7	5-19	2-3
AFTER 6 INNINGS	23-7	3-18	2-4
AFTER 7 INNINGS	23-2	1-23	2-4
AFTER 8 INNINGS	23-0	1-25	2-4

NATURALS BIG INNINGS

DATE	INNING	RUNS
1. 6/10 @ Tulsa	7th Inning	8
4/12 vs. Wichita	1st Inning	8
3. 4/27 vs. Amarillo	4th Inning	7
4. 5/27 @ Midland	2nd Inning	6
5/4 @ Springfield	9th Inning	6
6. 5/24 @ Midland	7th Inning	5
5/5 @ Springfield	6th Inning	5
5/4 @ Springfield	3rd Inning	5
4/22 @ Frisco	3rd Inning	5
4/9 @ Springfield	8th Inning	5

SCORE BY INNINGS

	1	2	3	4	5	6	7	8	9	10	11+	TOTAL
Naturals	26	37	58	42	55	23	56	22	26	6	4	355
Opponents	36	37	53	20	35	32	46	34	12	6	5	316
Difference	-10	0	5	22	20	-9	10	-12	14	0	-1	39

SCORE BY INNINGS V. ARKANSAS

	1	2	3	4	5	6	7	8	9	10	11+	TOTAL
Naturals	2	3	10	7	11	1	2	5	2	0	0	43
Travelers	10	2	1	1	4	4	6	8	1	1	0	38
vs. Arkansas Difference	-8	1	9	6	7	-3	-4	-3	1	-1	0	5

MULTI-RUN INNINGS

	2	3	4	5	6	7	8	9	10+	TOTAL
Naturals	35	25	14	5	2	1	2	-	-	84
Opponents	56	15	6	3	2	2	-	-	-	84

RECORD BY RUNS SCORED/ALLOWED

RUNS	0	1	2	3	4	5	6	7	8	9	10	11+
SCORED	0-1	0-6	0-4	1-2	3-5	1-6	1-2	5-1	5-0	4-0	1-0	9-1
ALLOWED	3-0	0-0	3-4	5-0	3-4	7-6	4-3	2-4	1-1	0-2	0-2	0-4

RECORD BY MARGIN OF VICTORY/DEFEAT

1 Run	2 Runs	3 Runs	4 Runs	5 Runs	6 Runs	7 Runs	8 Runs	9 Runs	10+ Runs
3-13	3-3	7-2	4-3	2-3	2-2	2-1	3-0	2-0	1-2

2022 WALK-OFF TRACKER

GAME #	DATE	OPPONENT	FINAL (INN.)	PLAYER	WINNING RUN	PITCHER	HOW	OUTS	COUNT
33	May 18	@ Arkansas	L, 7-5 (10)	Zach DeLoach	Jack Larsen	Walter Pennington	RBI single to right field	2	0-1
41	May 26	@ Midland	L, 2-1 (10)	Shane Selman	Logan Davidson	Zack Phillips	RBI single to right-center field	2	2-2
49	June 4	vs. Corpus Christi	W, 6-5 (10)	Seuly Matias	Seuly Matias	Devin Conn	2-run home run to left field	2	1-1

Bold Indicates Naturals Walk-off

2022 NATURALS EJECTIONS (2)

DATE	INNING	WHO	WHY	UMPIRE
June 2 vs. Corpus Christi	▼ 7	Robbie Glendinning (1B)	Arguing Balls/Strikes	Steven Rios Jr. (HP)
June 3 vs. Corpus Christi	▼ 5	Michael Massey (DH)	Arguing Balls/Strikes	Mike Carroll (HP)

2022 NATURALS MONTH BY MONTH

HITTING

MONTH	AVG	G	AB	R	H	TB	2B	3B	HR	RBI	BB	IBB	SO	SB	CS	OBP	SLG	OPS	SAC	SF	HBP	GIDP	LOB
APRIL	.261	20	690	126	180	291	37	4	22	112	97	1	183	32	5	.357	.422	.779	4	9	11	14	151
MAY	.285	25	892	160	254	406	53	6	29	151	94	3	222	31	7	.353	.455	.808	8	15	9	18	190
JUNE	.235	13	422	69	99	162	21	0	14	63	53	0	139	19	3	.329	.384	.713	1	5	9	6	87
JULY																							
AUGUST																							
SEPTEMBER																							
TOTAL	.266	58	2004	355	534	860	111	10	65	326	244	4	544	82	15	.350	.429	.779	13	29	29	38	428

PITCHING

MONTH	W	L	ERA	G	GS	CG	SHO	GF	HLD	SV	SVO	IP	H	R	ER	HR	HB	BB	SO	WP	BK	WHIP	AVG
APRIL	9	11	5.98	20	20	0	0	20	3	3	5	179.0	194	127	119	25	11	87	158	17	1	1.57	.276
MAY	13	12	4.43	25	25	0	2	25	4	3	6	219.1	197	120	108	25	12	123	249	9	1	1.46	.239
JUNE	7	6	5.22	13	13	1	1	12	1	2	3	112.0	111	69	65	18	6	62	129	7	2	1.54	.255
JULY																							
AUGUST																							
SEPTEMBER																							
TOTAL	29	29	5.15	58	58	1	3	57	8	8	14	510.1	502	316	292	68	29	272	536	33	4	1.52	.256



HOME/AWAY

Home Games.....	10-15
Away Games.....	19-14

MONTH

April.....	9-11
May.....	13-12
June.....	7-6
July.....	
August.....	
September.....	

OPPONENT

vs. Amarillo.....	3-3
vs. Arkansas.....	3-5
vs. Corpus Christi.....	2-4
vs. Frisco.....	4-2
vs. Midland.....	4-2
vs. San Antonio.....	5-4
vs. Springfield.....	4-2
vs. Tulsa.....	4-7
vs. Wichita.....	4-7

DAY OF THE WEEK

on Monday.....	
on Tuesday.....	4-6
on Wednesday.....	5-4
on Thursday.....	4-6
on Friday.....	6-4
on Saturday.....	5-5
on Sunday.....	5-4

PITCHING

vs. Left-Handed Starter.....	7-1
vs. Right-Handed Starter.....	22-28
WITH Left-Handed Starter.....	23-18
WITH Right-Handed Starter.....	6-11

SCORING

1-Run Games.....	3-13
2-Run Games.....	3-3
3-4-Run Games.....	11-5
5+-Run Games.....	12-8
Extra Innings.....	2-4
Shutouts.....	3-1
Doubleheaders.....	2-0 (1 Sweep)
Scoring 0-2 Runs.....	0-11
3-5 Runs.....	4-14
6-9 Runs.....	15-3
10+ Runs.....	10-1
Opponent 0-2 Runs.....	6-3
3-5 Runs.....	16-10
6-9 Runs.....	7-10
10+ Runs.....	0-6

Scored in 1st Inning.....	10-5
Opponent scored in 1st.....	8-12
Scores first.....	18-9
Opponent scores first.....	11-20

HITTING

Naturals 0-5 hits.....	2-8
6-9 hits.....	8-15
10+ hits.....	19-6
Opponent 0-5 hits.....	7-2
6-9 hits.....	15-10
10+ hits.....	7-17
Hit 0 home runs.....	7-14
1 home run.....	6-11
2 home runs.....	10-3
3+ home runs.....	6-1
Opponent hit 0 home runs.....	11-6
1 home run.....	9-11
2 home runs.....	7-8
3+ home runs.....	2-4

Out-hit opponent.....	25-6
Out-hit by opponent.....	2-21
Hits are tied.....	2-2

Leave 0-5 runners on base.....	7-5
6-9 on base.....	16-18
10+ on base.....	6-6

FIELDING

Made 0 errors.....	21-12
1 error.....	5-9
2+ errors.....	3-8
Opponent made 0 errors.....	6-14
1 error.....	14-7
2+ errors.....	9-7

TEAM HIGHS

LONGEST WIN STREAK.....	4 Games.....	May 21-22, 24-25
LONGEST LOSING STREAK.....	5 Games (2x).....	May 14, May 17-20
LONGEST HOME WINNING STREAK.....	2 Games (2x).....	Last: May 1, May 10
LONGEST HOME LOSING STREAK.....	5 Games.....	April 14-17, 26
LONGEST ROAD WINNING STREAK.....	4 Games.....	Last: May 21-22, 24-25
LONGEST ROAD LOSING STREAK.....	4 Games.....	May 17-20
LARGEST MARGIN OF VICTORY.....	10 Runs.....	May 4 @ Springfield, 13-3 W
LARGEST MARGIN OF DEFEAT.....	13 Runs.....	June 5 vs. Corpus Christi, 17-4 L
LONGEST GAME, INNINGS.....	11 Innings.....	April 26 vs. Amarillo, 6-5 L
LONGEST GAME, TIME.....	3:55.....	April 8 @ Springfield, 11-8 W
LONGEST 9-INNING GAME, TIME (PRE-PITCH CLOCK).....	3:55.....	April 8 @ Springfield, 11-8 W
LONGEST 9-INNING GAME, TIME (POST-PITCH CLOCK).....	3:04.....	June 5 vs. Corpus Christi, 17-4 L
SHORTEST 9-INNING GAME, TIME.....	1:58.....	May 29 @ Midland, 3-1 L
SHORTEST GAME, TIME.....	1:41.....	Game 2 - June 9 @ Tulsa, 3-0 W (7 Innings)
LARGEST COMEBACK WIN.....	4 Runs (4x).....	Last: After the 3rd inning, May 28 @ Midland, 9-7 W (10)
LARGEST MARGIN OF LEAD SURRENDERED (LOSS).....	5 Runs.....	After the top of the 5th inning, May 17 @ Arkansas, 7-6 L (10)
MOST ERRORS, TEAM.....	3.....	June 5 vs. Corpus Christi, 17-4 L
MOST ERRORS, PLAYER.....	2, Seuly Matias.....	May 27 @ Midland, 14-6 W
SMALLEST CROWD, HOME.....	1,950.....	April 17 vs. Wichita, 5-1 L
LARGEST CROWD, HOME.....	5,857.....	April 30 vs. Amarillo, 7-5 L
LARGEST CROWD, ROAD.....	7,977, ONEOK Field (Tulsa).....	June 10 @ Tulsa, 13-4 W
WARMEST FIRST PITCH.....	98°.....	May 28 @ Midland, 9-7 W (10)
COLDEST FIRST PITCH.....	42°.....	April 8 @ Springfield, 11-8 W

OFFENSIVE HIGHS

MOST RUNS SCORED, GAME.....	14.....	May 27 @ Midland, 14-6 W
MOST RUNS SCORED, INNING.....	8 (2x).....	Last: 7th Inning, June 10 @ Tulsa, 13-4 W
MOST CONSECUTIVE INNINGS SCORED.....	7 (2x) *	Last: 1st through 7th Innings, May 25 @ Midland, 11-3 W
FEWEST HITS, GAME.....	2 (2x).....	Last: April 21 @ Frisco, 12-2 L
MOST HITS, GAME.....	17 (3x).....	May 27 @ Midland, 14-6 W
MOST DOUBLES, GAME.....	5 (3x).....	Last: May 27 @ Midland, 14-6 W
MOST TRIPLES, GAME.....	1 (10x).....	Last: May 28 @ Midland, 9-7 W (10)
MOST HOME RUNS, GAME.....	4.....	May 5 @ Springfield, 9-6 W
MOST RBI, GAME.....	13 (2x).....	Last: June 10 @ Tulsa, 13-4 W
MOST RUNNERS LOB, GAME.....	12 (2x).....	Last: May 27 @ Midland, 14-6 W
MOST TOTAL BASES, GAME.....	32.....	May 5 @ Springfield, 9-6 W
MOST WALKS, GAME.....	9 (4x).....	Last: June 10 @ Tulsa, 13-4 W
MOST STRIKEOUTS, GAME.....	17.....	June 7 @ Tulsa, 5-2 L
FEWEST STRIKEOUTS, GAME.....	3.....	May 8 @ Springfield, 9-5 W
MOST STOLEN BASES, GAME.....	5 (3x).....	Last: June 10 @ Tulsa, 13-4 W
MOST HIT BY PITCHES.....	3 (2x).....	Last: June 10 @ Tulsa, 13-4 W

INDIVIDUAL OFFENSIVE HIGHS

MOST RUNS, GAME.....	4, Maikel Garcia ^	April 8 @ Springfield, 11-8 W
MOST HITS, GAME.....	4, Maikel Garcia.....	May 1 vs. Amarillo, 9-5 W
MOST DOUBLES, GAME.....	3, Nick Loftin ^	May 4 @ Springfield, 13-3 W
MOST TRIPLES, GAME.....	1 (10x).....	Last: Seuly Matias, May 28 @ Midland, 9-7 W (10)
MOST HOME RUNS, GAME.....	2, Sebastian Rivero.....	April 27 vs. Amarillo, 12-6 W
MOST RBI, GAME.....	5, Nick Loftin.....	April 22 @ Frisco, 11-2 W
MOST WALKS, GAME.....	3 (7x).....	Last: Michael Massey, June 10 @ Tulsa, 13-4 W
MOST STRIKEOUTS, GAME.....	4 (3x).....	Last: Michael Massey, June 7 @ Tulsa, 5-2 L
MOST STOLEN BASES, GAME.....	2 (9x).....	Last: Nick Loftin, June 10 @ Tulsa, 13-4 W
MOST HIT BY PITCHES, GAME.....	2, Nick Loftin.....	April 27 vs. Amarillo, 12-6 W

PITCHING HIGHS

MOST RUNS ALLOWED, GAME.....	17.....	June 5 vs. Corpus Christi, 17-4 L
MOST RUNS ALLOWED, INNING.....	7 (2x).....	Last: 3rd Inning, June 11 @ Tulsa, 9-4 L
FEWEST HITS ALLOWED, GAME.....	2.....	June 2 vs. Corpus Christi, 8-2 W
MOST HITS ALLOWED, GAME.....	16 (2x).....	Last: June 5 vs. Corpus Christi, 17-4 L
FEWEST STRIKEOUTS, GAME.....	0 ^	April 10 @ Springfield, 10-5 L
MOST STRIKEOUTS, GAME.....	18.....	June 4 vs. Corpus Christi, 6-5 W (10)
FEWEST WALKS ALLOWED, GAME.....	0 (2x).....	Last: June 11 @ Tulsa, 9-4 L
MOST WALKS ALLOWED, GAME.....	16 *	June 5 vs. Corpus Christi, 17-4 L
MOST HOME RUNS ALLOWED, GAME.....	3 (6x).....	Last: June 14 vs. Arkansas, 7-5 W

INDIVIDUAL PITCHING HIGHS

MOST RUNS ALLOWED, GAME.....	8 (2x).....	Last: Alec Marsh, June 11 @ Tulsa, 9-4 L
MOST EARNED RUNS ALLOWED, GAME.....	8 (2x).....	Last: Alec Marsh, June 11 @ Tulsa, 9-4 L
FEWEST HITS ALLOWED, GAME (STARTER).....	0, Anthony Veneziano (0.2 IP).....	April 9 @ Springfield, 14-11 L
MOST HITS ALLOWED, GAME.....	10, Alec Marsh.....	June 11 @ Tulsa, 9-4 L
MOST HOME RUNS ALLOWED, GAME.....	3 (2x).....	Last: Anthony Veneziano, May 28 @ Midland, 9-7 W (10)
MOST STRIKEOUTS.....	10 (4x).....	Last: Ángel Zerpa, June 4 vs. Corpus Christi, 6-5 W (10)
MOST CONSECUTIVE STRIKEOUTS.....	8, Alec Marsh (2nd to 4th Innings) *	May 19 @ Arkansas, 5-0 L
MOST WALKS ALLOWED, GAME.....	6, Marcelo Martinez.....	May 10 vs. Wichita, 7-4 W
MOST INNINGS PITCHED, STARTER.....	7.0 (3x).....	Last: Anthony Veneziano, Game 2 - June 9 @ Tulsa, 3-0 W (7)
MOST PITCHES THROWN, STARTER.....	100, Drew Parrish.....	May 20 @ Arkansas, 2-1 L
MOST INNINGS PITCHED, RELIEVER.....	4.2, Anthony Veneziano.....	May 14 vs. Wichita, 7-6 L
MOST PITCHES THROWN, RELIEVER.....	74, Dante Biasi.....	May 21 @ Arkansas, W, 11-4 (8)

^ Indicates All-Time Naturals Record Tied

* Indicates All-Time Naturals Record Set



17

GAME-BY-GAME STARTERS

NATURALS VS. TRAVELERS | JUNE 15, 2022 

DATE	OPPONENT	RESULT	1	2	3	4	5	6	7	8	9
4/8	@ Springfield	W, 11-8	Maikel Garcia	Nick Loftin	Michael Massey	Seuly Matias	Sebastian Rivero	Robbie Glendinning	Nate Eaton	Jake Means	John Rave
4/9	@ Springfield	L, 14-11	Maikel Garcia	Nick Loftin	Michael Massey	Seuly Matias	Sebastian Rivero	Robbie Glendinning	Nate Eaton	Logan Porter	John Rave
4/10	@ Springfield	L, 10-5	Maikel Garcia	John Rave	Michael Massey	Seuly Matias	Nate Eaton	Ryan Grotjohn	Jake Means	Tyler Cropley	Tucker Bradley
4/12	WICHITA	W, 8-6	Maikel Garcia	Nick Loftin	Michael Massey	Seuly Matias	Sebastian Rivero	John Rave	Nate Eaton	John Rave	Tucker Bradley
4/13	WICHITA	W, 9-5	Maikel Garcia	Nick Loftin	Michael Massey	Seuly Matias	Sebastian Rivero	John Rave	Robbie Glendinning	Logan Porter	Tucker Bradley
4/14	WICHITA	L, 7-1	Maikel Garcia	Nick Loftin	John Rave	Jake Means	Sebastian Rivero	Nate Eaton	Robbie Glendinning	Logan Porter	Ryan Grotjohn
4/15	WICHITA	L, 4-2	Maikel Garcia	Nick Loftin	Michael Massey	Seuly Matias	Nate Eaton	Jake Means	Robbie Glendinning	Tyler Cropley	Tucker Bradley
4/16	WICHITA	L, 6-5 (10)	Nick Loftin	John Rave	Michael Massey	Jake Means	Sebastian Rivero	Nate Eaton	Ryan Grotjohn	Logan Porter	Tucker Bradley
4/17	WICHITA	L, 5-1	Maikel Garcia	John Rave	Michael Massey	Seuly Matias	Nate Eaton	Robbie Glendinning	Logan Porter	Tyler Cropley	Tucker Bradley
4/19	@ Frisco	W, 4-3	Maikel Garcia	Nick Loftin	Michael Massey	Seuly Matias	Sebastian Rivero	Nate Eaton	Logan Porter	John Rave	John Rave
4/20	@ Frisco	W, 7-2	Maikel Garcia	Nick Loftin	Michael Massey	Seuly Matias	Sebastian Rivero	Nate Eaton	Robbie Glendinning	Logan Porter	John Rave
4/21	@ Frisco	L, 12-2	Maikel Garcia	Nick Loftin	Michael Massey	Seuly Matias	John Rave	Robbie Glendinning	Logan Porter	Jake Means	Tucker Bradley
4/22	@ Frisco	W, 11-2	Maikel Garcia	Nick Loftin	Michael Massey	Seuly Matias	Nate Eaton	Sebastian Rivero	Robbie Glendinning	Logan Porter	Jake Means
4/23	@ Frisco	W, 12-4	Maikel Garcia	Nick Loftin	Michael Massey	Robbie Glendinning	John Rave	Sebastian Rivero	Nate Eaton	Jake Means	Tucker Bradley
4/24	@ Frisco	W, 4-3	Nick Loftin	John Rave	Michael Massey	Seuly Matias	Robbie Glendinning	Sebastian Rivero	Nate Eaton	Jake Means	Tucker Bradley
4/26	AMARILLO	L, 6-5 (11)	Maikel Garcia	John Rave	Michael Massey	Seuly Matias	John Rave	John Rave	Robbie Glendinning	Nate Eaton	Tucker Bradley
4/27	AMARILLO	W, 12-6	Maikel Garcia	Nick Loftin	Michael Massey	Seuly Matias	John Rave	Sebastian Rivero	Nate Eaton	Logan Porter	Tucker Bradley
4/28	AMARILLO	L, 9-5	Maikel Garcia	Nick Loftin	Michael Massey	Seuly Matias	Nate Eaton	Sebastian Rivero	Robbie Glendinning	Jake Means	Tucker Bradley
4/29	AMARILLO	W, 8-7	Maikel Garcia	Nick Loftin	Michael Massey	Robbie Glendinning	Nate Eaton	John Rave	Logan Porter	Jake Means	Tucker Bradley
4/30	AMARILLO	L, 7-5	Maikel Garcia	Nick Loftin	Michael Massey	John Rave	Nate Eaton	Sebastian Rivero	Logan Porter	Ryan Grotjohn	Tucker Bradley
5/1	@ Springfield	W, 9-5	Maikel Garcia	Nate Eaton	Michael Massey	Seuly Matias	John Rave	Robbie Glendinning	Logan Porter	Jake Means	Tucker Bradley
5/3	@ Springfield	L, 12-5	Maikel Garcia	Nick Loftin	Michael Massey	Seuly Matias	Nate Eaton	Sebastian Rivero	Robbie Glendinning	Jake Means	John Rave
5/4	@ Springfield	W, 13-3	Maikel Garcia	Nick Loftin	Michael Massey	Seuly Matias	Nate Eaton	Sebastian Rivero	Robbie Glendinning	Logan Porter	John Rave
5/5	@ Springfield	W, 9-6	Maikel Garcia	Nick Loftin	Robbie Glendinning	Seuly Matias	Nate Eaton	Logan Porter	Jake Means	Brihet Bewley	Tucker Bradley
5/6	@ Springfield	L, 2-1	Maikel Garcia	Nick Loftin	Michael Massey	Seuly Matias	Nate Eaton	Sebastian Rivero	John Rave	Robbie Glendinning	Tucker Bradley
5/7	@ Springfield	W, 4-0	Maikel Garcia	Nick Loftin	Michael Massey	Seuly Matias	John Rave	Logan Porter	Brihet Bewley	Logan Porter	Tucker Bradley
5/8	@ Springfield	W, 9-4	Maikel Garcia	Nick Loftin	Michael Massey	Robbie Glendinning	John Rave	Nate Eaton	Logan Porter	Jake Means	Tucker Bradley
5/10	WICHITA	W, 7-4	Maikel Garcia	Nick Loftin	Michael Massey	Seuly Matias	John Rave	Nate Eaton	Robbie Glendinning	Logan Porter	Tucker Bradley
5/11	WICHITA	L, 4-3	Maikel Garcia	John Rave	Michael Massey	Seuly Matias	Nate Eaton	Robbie Glendinning	Logan Porter	Jake Means	Tucker Bradley
5/12	WICHITA	L, 10-4	Maikel Garcia	Nick Loftin	Michael Massey	Seuly Matias	Nate Eaton	Robbie Glendinning	Logan Porter	Brihet Bewley	John Rave
5/13	WICHITA	W, 7-0	Maikel Garcia	Nick Loftin	Michael Massey	Seuly Matias	John Rave	Nate Eaton	Gavin Stupienski	Jake Means	Tucker Bradley
5/14	WICHITA	L, 7-6	Maikel Garcia	Nick Loftin	Michael Massey	Seuly Matias	Robbie Glendinning	Sebastian Rivero	Logan Porter	Jake Means	Tucker Bradley
5/15	WICHITA	Cancelled-Rain									
5/17	@ Arkansas	L, 7-6 (10)	Maikel Garcia	Nick Loftin	Michael Massey	Seuly Matias	Nate Eaton	John Rave	Robbie Glendinning	Logan Porter	Tucker Bradley
5/18	@ Arkansas	L, 5-4	Maikel Garcia	Nick Loftin	Michael Massey	Seuly Matias	Nate Eaton	Robbie Glendinning	Logan Porter	Jake Means	John Rave
5/19	@ Arkansas	L, 5-0	Maikel Garcia	Nate Eaton	Michael Massey	Seuly Matias	Robbie Glendinning	John Rave	Logan Porter	Brihet Bewley	Tucker Bradley
5/20	@ Arkansas	L, 2-1	Maikel Garcia	Nick Loftin	Michael Massey	Seuly Matias	Nate Eaton	John Rave	Jake Means	Gavin Stupienski	Tucker Bradley
5/21	@ Arkansas	W, 11-4 (8)	Maikel Garcia	Nick Loftin	Michael Massey	Logan Porter	Nate Eaton	John Rave	Robbie Glendinning	Jake Means	Tucker Bradley
5/22	@ Arkansas	W, 10-5	Maikel Garcia	Nick Loftin	Michael Massey	Robbie Glendinning	John Rave	Nate Eaton	Gavin Stupienski	Ryan Grotjohn	T



LF

Tucker Bradley, 32 (16-16)
John Rave, 18 (9-9)
Nate Eaton, 3 (2-1)
Ryan Grotjohn, 3 (1-2)
Nick Loftin, 2 (2-0)

CF

Nick Loftin, 38 (18-20)
John Rave, 17 (10-7)
Parker Bates, 2 (1-1)
Tucker Bradley, 1 (0-1)

RF

Seuly Matias, 35 (17-18)
Nate Eaton, 7 (3-4)
John Rave, 7 (2-5)
Tucker Bradley, 4 (3-1)
Ryan Grotjohn, 2 (2-0)
Tyler Gentry, 2 (1-1)
Parker Bates, 1 (0-1)

SS

Maikel Garcia, 54 (26-28)
Jake Means, 2 (2-0)
Nate Eaton, 1 (1-0)
Ryan Grotjohn, 1 (0-1)

2B

Michael Massey, 46 (25-21)
Brhet Bewley, 7 (3-4)
Ryan Grotjohn, 3 (0-3)
Nick Loftin, 2 (1-1)

3B

Jake Means, 25 (11-14)
Nate Eaton, 23 (10-13)
Robbie Glendinning, 5 (3-2)
Brhet Bewley, 4 (4-0)
Ryan Grotjohn, 1 (1-0)

SP

Anthony Veneziano, 11 (6-5)
Alec Marsh, 11 (3-8)
Drew Parrish, 10 (5-5)
Ángel Zerpa, 9 (3-6)
Dante Biasi, 6 (5-1)
Will Klein, 3 (2-1)
Marcelo Martinez, 3 (2-1)
Asa Lacy, 2 (1-1)
Noah Murdock, 2 (1-1)
Zack Phillips, 1 (1-0)

1B

Robbie Glendinning, 37 (18-19)
Jake Means, 16 (8-8)
Logan Porter, 5 (3-2)

DH

Seuly Matias, 10 (5-5)
Michael Massey, 8 (2-6)
Robbie Glendinning, 7 (3-4)
Logan Porter, 7 (3-4)
Nick Loftin, 6 (5-1)
Tucker Bradley, 6 (4-2)
Brhet Bewley, 4 (0-4)
John Rave, 3 (2-1)
Nate Eaton, 2 (2-0)
Jake Means, 2 (2-0)
Ryan Grotjohn, 2 (1-1)
Sebastian Rivero, 1 (0-1)

C

Logan Porter, 27 (15-12)
Sebastian Rivero, 18 (8-10)
Gavin Stupiensi, 9 (5-4)
Tyler Cropley, 4 (1-3)

1	2	3	4	5	6	7	8	9
Maikel Garcia, 53 (25-28) Nick Loftin, 3 (2-1) Tucker Bradley, 2 (2-0)	Nick Loftin, 44 (24-20) John Rave, 5 (1-4) Brhet Bewley, 3 (1-2) Tucker Bradley, 3 (1-2) Nate Eaton, 2 (1-1) Maikel Garcia, 1 (1-0)	Michael Massey, 54 (27-27) John Rave, 3 (1-2) Robbie Glendinning, 1 (1-0)	Seuly Matias, 30 (13-17) Robbie Glendinning, 16 (10-6) Logan Porter, 8 (5-3) John Rave, 2 (1-1) Nate Eaton, 1 (0-1) Jake Means, 1 (0-1)	Nate Eaton, 18 (6-12) John Rave, 13 (10-3) Sebastian Rivero, 10 (5-5) Robbie Glendinning, 5 (3-2) Logan Porter, 5 (2-3) Tyler Gentry, 2 (1-1) Brhet Bewley, 2 (0-2) Tucker Bradley, 1 (1-0) Seuly Matias, 1 (1-0) Nick Loftin, 1 (0-1)	Seuly Matias, 14 (8-6) Sebastian Rivero, 10 (5-5) Robbie Glendinning, 10 (3-7) Nate Eaton, 9 (6-3) John Rave, 8 (4-4) Logan Porter, 2 (2-0) Jake Means, 1 (1-1) Brhet Bewley, 1 (1-0) Ryan Grotjohn, 1 (0-1) Gavin Stupiensi, 1 (0-1)	Robbie Glendinning, 15 (6-9) Logan Porter, 14 (6-8) Gavin Stupiensi, 6 (4-2) Nate Eaton, 5 (4-1) Jake Means, 5 (2-3) Ryan Grotjohn, 5 (1-4) Brhet Bewley, 3 (2-1) John Rave, 3 (2-1) Tucker Bradley, 1 (1-0) Tyler Cropley, 1 (1-0)	Jake Means, 34 (18-16) Logan Porter, 10 (6-4) Brhet Bewley, 4 (2-2) Ryan Grotjohn, 3 (1-2) Tyler Cropley, 3 (0-3) Gavin Stupiensi, 2 (1-1) Robbie Glendinning, 2 (1-1)	Tucker Bradley, 36 (18-18) John Rave, 10 (4-6) Ryan Grotjohn, 3 (2-1) Parker Bates, 3 (2-1) Brhet Bewley, 3 (1-2) Jake Means, 2 (2-0) Nate Eaton, 1 (0-1)



PLAYER	GS	POSITION										BATTING ORDER								
		C	1B	2B	3B	SS	LF	CF	RF	OF	DH	1st	2nd	3rd	4th	5th	6th	7th	8th	9th
Michael Massey	54			46							8			54						
Maikel Garcia	54					54						53	1							
Robbie Glendinning	49		37		5						7			1	16	5	10	15	2	
Nick Loftin	48			2			2	38		40	6	3	44			1				
Seuly Matias	45								35	35	10				30	1	14			
Jake Means	45		16		25	2					2			2		2	5	34	2	
Tucker Bradley	44						32	1	5	38	6	2	3			1		2		36
John Rave	44						18	17	6	41	3		5	3	2	13	8	3		10
Logan Porter	39	27	5								7				8	5	2	14	10	
Nate Eaton	36				23	1	3		7	10	2		2			19	9	5		1
Sebastian Rivero	19	18									1					9	10			
Brhet Bewley	15			7	4						4		3			2	1	2	4	3
Ryan Grotjohn	12			3	1	1	3		2	5	2						1	5	3	3
Gavin Stupienski	9	9															1	6	2	
Tyler Cropley	4	4																1	3	
Parker Bates	3							2	1	3										3
Tyler Gentry	2								2	2						2				

OUTFIELD ASSISTS (14)

TUCKER BRADLEY	LF	2
	RF	1
NATE EATON	LF	1
	RF	3
TYLER GENTRY	RF	1
NICK LOFTIN	CF	2
SEULY MATIAS	RF	3
JOHN RAVE	CF	1

OF LINEUP COMBOS

58 games, 58 unique lineup combinations used

MOST USED LINEUP (TBD)

PLAYER	Pos.
1	
2	
3	
4	
5	
6	
7	
8	
9	

NATURALS POSITION PRODUCTION

	AVG	AB	H	TB	2B	3B	HR	RBI	BB	SO	OBP	SLG	OPS	SAC	SF	HBP	GIDP
C	.292	209	61	103	15	0	9	34	28	55	.393	.493	.886	0	2	8	4
1B	.257	210	54	83	14	0	5	39	29	77	.352	.395	.747	0	4	4	5
2B	.282	234	66	110	17	0	9	48	24	63	.345	.470	.815	0	5	1	2
3B	.223	220	49	81	16	2	4	32	22	66	.300	.368	.668	1	2	3	8
SS	.315	241	76	103	19	1	2	27	36	48	.403	.427	.830	1	1	0	5
LF	.280	207	58	89	6	2	7	31	28	47	.363	.430	.793	3	4	1	4
CF	.256	234	60	93	11	2	6	36	24	46	.331	.397	.728	5	4	4	7
RF	.260	219	57	111	8	2	14	43	23	71	.337	.507	.844	2	5	5	3
DH	.242	215	52	86	5	1	9	35	30	63	.340	.400	.740	1	2	3	0

NATURALS LINEUP PRODUCTION

	AVG	AB	H	TB	2B	3B	HR	RBI	BB	SO	OBP	SLG	OPS	SAC	SF	HBP	GIDP
1st	.290	245	71	96	17	1	2	25	36	47	.379	.392	.771	1	1	0	5
2nd	.271	236	64	98	11	1	7	36	26	41	.347	.415	.762	5	5	4	6
3rd	.289	239	69	111	15	0	9	49	23	62	.346	.464	.810	0	6	1	1
4th	.247	223	55	89	8	1	8	42	27	84	.331	.399	.730	0	6	4	5
5th	.222	225	50	85	15	1	6	32	23	50	.305	.378	.683	0	3	5	2
6th	.267	210	56	102	12	2	10	34	31	71	.369	.486	.855	2	3	5	4
7th	.296	213	63	104	9	1	10	41	27	72	.379	.488	.867	1	4	4	2
8th	.233	210	49	82	15	0	6	33	27	66	.335	.390	.725	0	0	5	8
9th	.281	203	57	93	9	3	7	34	24	51	.358	.458	.816	4	1	1	5



GM #	APRIL	OPPONENT	SCORE	RECORD	Pos./G+/-	WIN	LOSS	SAVE	TEMP.	1ST PITCH	TIME	ATT.	HOME ATT.	NATURALS				OPPONENT			
														R	H	E	LO	R	H	E	LO
1	4/8	@ Springfield	W, 11-8	1-0	T-1st/+1.0	Á. Sotillet (1-0)	G. Black (0-1)	-	42°	6:41 PM	3:55	3,682		11	12	0	10	8	8	4	10
2	4/9	@ Springfield	L, 14-11	1-1	T-2nd/-1.0	J. Quezada (1-0)	A. Veneziano (0-1)	F. Pacheco (1)	63°	5:37 PM	3:47	3,037		11	15	2	10	14	13	2	10
3	4/10	@ Springfield	L, 10-5	1-2	T-3rd/-2.0	M. Brettell (1-0)	Á. Zepa (0-1)	-	79°	1:38 PM	2:43	2,760		5	7	2	6	10	12	1	6
4	4/12	WICHITA	W, 8-6	2-2	T-3rd/-1.0	D. Biasi (1-0)	B. Lawson (0-1)	Á. Sotillet (1)	72°	7:04 PM	3:04	4,032	4,032	8	8	0	6	6	6	2	9
5	4/13	WICHITA	W, 8-5	3-2	2nd/-1.0	C. Cosby (1-0)	A. Scherff (0-1)	-	53°	7:05 PM	2:48	2,590	6,622	8	12	0	7	5	7	2	4
6	4/14	WICHITA	L, 7-1	3-3	3rd/-1.0	L. Varland (1-0)	D. Parrish (0-1)	-	64°	7:04 PM	3:03	2,655	9,277	1	5	0	7	7	7	0	7
7	4/15	WICHITA	L, 4-2	3-4	3rd/-2.0	S. Woods Richardson (1-0)	A. Veneziano (0-2)	A. Schulfer (1)	73°	7:05 PM	2:25	4,404	13,681	2	5	0	6	4	9	1	9
8	4/16	WICHITA	L, 6-5 (10)	3-5	T-4th/-2.0	A. Angulo (1-0)	Z. Willeman (0-1)	S. Klimek (1)	55°	6:05 PM	3:25	3,003	16,684	5	6	2	12	6	16	4	11
9	4/17	WICHITA	L, 5-1	3-6	5th/-3.0	T. Viza (1-0)	A. Lacy (0-1)	-	52°	2:05 PM	2:37	1,950	18,634	1	10	1	9	5	7	0	5
10	4/19	@ Frisco	L, 4-3	3-7	5th/-4.0	S. Nordlin (2-1)	A. Marsh (0-1)	C. Lee (3)	70°	6:37 PM	2:37	2,162		3	2	0	7	4	9	1	10
11	4/20	@ Frisco	W, 7-2	4-7	T-4th/-4.0	D. Parrish (1-1)	A. Weems (0-1)	-	86°	6:37 PM	2:27	2,324		7	10	1	7	2	4	0	6
12	4/21	@ Frisco	L, 12-2	4-8	5th/-4.0	N. Starr (1-0)	A. Veneziano (0-3)	-	82°	6:37 PM	2:26	3,939		2	2	0	7	12	13	1	3
13	4/22	@ Frisco	W, 11-2	5-8	T-4th/-4.0	Á. Zepa (1-1)	C. Bradford (1-1)	-	84°	6:36 PM	2:30	6,222		11	8	0	4	2	8	1	10
14	4/23	@ Frisco	W, 12-4	6-8	4th/-4.0	W. Pennington (1-0)	J. Leiter (0-1)	-	82°	6:40 PM	2:39	6,777		12	12	2	7	4	10	2	8
15	4/24	@ Frisco	W, 4-3	7-8	4th/-3.0	Y. Del Rosario (1-0)	C. Ragans (0-1)	Á. Sotillet (2)	75°	4:16 PM	2:21	3,208		4	9	0	9	3	6	1	6
16	4/26	AMARILLO	L, 6-5 (11)	7-9	T-4th/-3.0	J. Garcia (1-0)	W. Pennington (1-1)	B. Rogers (1)	55°	11:06 AM	3:02	3,702	22,336	6	10	0	8	5	9	1	9
17	4/27	AMARILLO	W, 12-6	8-9	4th/-3.0	A. Veneziano (1-3)	S. Cecconi (0-1)	-	68°	7:05 PM	2:28	3,073	25,409	12	15	0	9	6	11	2	7
18	4/28	AMARILLO	L, 9-5	8-10	4th/-3.0	K. Curtis (1-1)	Z. Willeman (0-2)	-	64°	7:04 PM	2:38	3,100	28,509	5	8	0	6	9	13	1	4
19	4/29	AMARILLO	W, 8-7	9-10	T-3rd/-3.0	W. Pennington (2-1)	D. Olivero (0-1)	J. Dipoto (1)	74°	7:05 PM	2:51	4,890	33,399	8	17	1	9	7	15	0	11
20	4/30	AMARILLO	L, 7-5	9-11	T-3rd/-3.0	B. Pfaadt (1-1)	H. Capps (0-1)	B. Workman (1)	72°	6:06 PM	2:16	5,857	39,256	5	8	0	4	7	10	0	5

APRIL Hitting Results: .261/.357/.422 (180-for-690), 37 2B, 22 HR, 126 R, 97 BB, 32 SB // APRIL Pitching Results: 9-11, 5.98 ERA (119 ER in 179.0 IP), 3/5 SV, 194 H, 25 HR, 87 BB, 158 K, .276 AVG

GM #	MAY	OPPONENT	SCORE	RECORD	Pos./G+/-	WIN	LOSS	SAVE	TEMP.	1ST PITCH	TIME	ATT.	HOME ATT.	NATURALS				OPPONENT			
														R	H	E	LO	R	H	E	LO
21	5/1	AMARILLO	W, 9-5	10-11	3rd/-3.0	D. Parrish (2-1)	J. Vernia (0-1)	-	70°	2:04 PM	2:32	5,348	44,604	9	12	0	7	5	11	0	7
22	5/3	@ Springfield	L, 12-5	10-12	T-3rd/-3.5	D. Roach (2-1)	A. Veneziano (1-3)	-	52°	6:37 PM	2:49	3,701		5	8	2	7	12	10	2	10
23	5/4	@ Springfield	W, 13-3	11-12	T-3rd/-3.0	M. Martinez (1-0)	K. Leahy (0-4)	-	55°	7:34 PM	2:33 (:59)	3,131		13	15	0	10	3	6	1	4
24	5/5	@ Springfield	W, 9-6	12-12	3rd/-2.5	Y. Del Rosario (2-0)	G. Black (1-3)	W. Pennington (1)	61°	6:36 PM	2:42	3,125		9	17	0	12	6	8	1	4
25	5/6	@ Springfield	L, 2-1	12-13	T-3rd/-4.0	T. Pike (1-1)	H. Capps (0-2)	F. Pacheco (5)	64°	6:39 PM	2:22	3,165		1	4	1	2	2	6	0	10
26	5/7	@ Springfield	W, 4-0	13-13	3rd/-4.0	D. Parrish (3-1)	C. Lunn (2-3)	-	74°	6:05 PM	2:04	4,375		4	9	0	5	0	3	1	4
27	5/8	@ Springfield	W, 9-5	14-13	3rd/-2.5	W. Pennington (3-1)	F. Pacheco (0-1)	-	77°	6:07 PM	2:40	3,922		9	13	1	8	5	6	1	7
28	5/10	WICHITA	W, 7-4	15-13	3rd/-1.5	D. Biasi (2-0)	K. Klimek (0-1)	Y. Del Rosario (1)	84°	11:06 AM	2:35	5,620	50,224	7	11	0	5	4	7	0	11
29	5/11	WICHITA	L, 4-3	15-14	3rd/-2.5	K. Funderburk (2-0)	Á. Zepa (1-2)	A. Schulfer (5)	84°	7:04 PM	2:22	2,434	52,658	3	8	2	9	4	8	2	8
30	5/12	WICHITA	L, 10-4	15-15	3rd/-3.5	L. Varland (4-1)	P. Smith (0-1)	-	85°	7:06 PM	2:30	3,825	56,483	4	8	2	4	10	11	1	9
31	5/13	WICHITA	W, 7-0	16-15	3rd/-2.5	D. Parrish (4-1)	S. Woods Richardson (2-1)	-	82°	7:05 PM	2:14	4,497	60,980	7	8	0	3	0	5	0	5
32	5/14	WICHITA	L, 7-6	16-16	3rd/-3.5	B. Gross (2-0)	H. Capps (0-3)	A. Schulfer (6)	84°	6:04 PM	2:52	5,558	66,538	6	11	1	10	7	10	2	8
33	5/17	@ Arkansas	L, 7-6 (10)	16-17	3rd/-4.5	T. Kuhn (1-1)	W. Pennington (3-2)	-	81°	6:37 PM	2:53	3,374		6	12	0	10	7	10	1	6
34	5/18	@ Arkansas	L, 5-4	16-18	3rd/-5.5	T. Dollard (1-1)	Á. Zepa (1-3)	M. Stryffeler (6)	89°	6:34 PM	2:14	3,646		4	5	1	5	5	7	1	6
35	5/19	@ Arkansas	L, 5-0	16-19	4th/-6.5	C. Jones (1-2)	A. Marsh (0-2)	-	90°	6:35 PM	2:15	3,769		0	3	1	7	5	8	3	8
36	5/20	@ Arkansas	L, 2-1	16-20	4th/-6.5	J. Haberer (1-2)	D. Parrish (4-2)	T. Kuhn (3)	89°	7:04 PM	2:24	6,016		1	4	1	6	2	4	0	7
37	5/21	@ Arkansas	W, 11-4 (8)	17-20	4th/-6.0	D. Biasi (3-0)	S. Kolek (1-3)	-	75°	7:06 PM	2:54 (:30)	3,869		11	12	0	10	4	5	1	6
38	5/22	@ Arkansas	W, 10-5	18-20	3rd/-6.0	Z. Phillips (1-0)	E. Hancock (0-1)	-	62°	1:35 PM	2:44	3,807		10	11	1	6	5	8	2	8
39	5/24	@ Midland	W, 8-5	19-20	3rd/-5.5	Y. Del Rosario (3-0)	D. Leal (0-1)	Z. Willeman (1)	68°	11:02 AM	2:25	4,066		8	10	0	5	5	12	1	11
40	5/25	@ Midland	W, 11-3	20-20	3rd/-4.5	A. Marsh (1-2)	R. Cusick (1-5)	-	74°	6:33 PM	2:48	3,012		11	16	0	9	3	10	2	13
41	5/26	@ Midland	L, 2-1 (10)	20-21	3rd/-5.5	G. Acton (1-2)	Z. Phillips (1-1)	-	90°	7:02 PM	2:41	3,450		1	8	0	11	2	3	1	4
42	5/27	@ Midland	W, 14-6	21-21	3rd/-5.0	Á. Sotillet (2-0)	T. Damron (1-3)	-	97°	7:01 PM	3:03	3,549		14	17	2	12	6	7	2	11
43	5/28	@ Midland	W, 9-7 (10)	22-21	3rd/-5.0	Y. Del Rosario (4-0)	C. Cohen (2-3)	-	98°	7:00 PM	2:50	3,425		9	15	0	11	7	10	1	8
44	5/29	@ Midland	L, 3-1	22-22	3rd/-5.0	M. Milburn (3-3)	Á. Zepa (1-4)	A. Briggs (2)	96°	2:02 PM	1:48	2,446		1	6	0	7	3	11	0	6
45	5/31	CORPUS CHRISTI	L, 8-7	22-23	4th/-5.0	D. West (1-0)	Y. Del Rosario (1-4)	M. Ruppenthal (1)	82°	7:04 PM	2:52	2,247	68,785	7	12	2	9	8	11	0	7

MAY Hitting Results: .285/.353/.455 (254-for-892), 53 2B, 29 HR, 160 R, 94 BB, 31 SB // APRIL Pitching Results: 13-12, 4.43 ERA (108 ER in 219.1 IP), 3/6 SV, 197 H, 25 HR, 123 BB, 249 K, .239 AVG

														NATURALS				OPPONENT			
GM #	JUNE	OPPONENT	SCORE	RECORD	Pos./G+/-	WIN	LOSS	SAVE	TEMP.	1ST PITCH	TIME	ATT.	HOME ATT.	R	H	E	LO	R	H	E	LO
46	6/1	CORPUS CHRISTI	L, 6-2	22 - 24	4th/-5.5	J. Endersby (2-1)	D. Parrish (4-3)	-	80°	7:04 PM	2:32	2,183	70,968	2	7	0	8	6	11	0	8
47	6/2	CORPUS CHRISTI	W, 8-2	23 - 24	4th/-5.5	D. Biasi (4-0)	J. Melendez (0-5)	-	84°	4:04 PM	3:01	5,408	76,376	8	9	0	6	2	2	1	9
48	6/3	CORPUS CHRISTI	L, 5-4	23 - 25	4th/-5.5	A. Chaidze (2-0)	Y. Del Rosario (2-4)	-	75°	7:05 PM	2:34	5,659	82,035	4	7	0	7	5	9	0	8
49	6/4	CORPUS CHRISTI	W, 6-5 (10)	24 - 25	4th/-5.5	J. Dipoto (1-0)	D. Conn (4-2)	-	79°	6:05 PM	3:03	3,928	85,963	6	4	0	8	5	7	1	9
50	6/5	CORPUS CHRISTI	L, 17-4	24 - 26	4th/-6.5	J. Bravo (2-1)	A. Marsh (1-3)	-	78°	2:04 PM	3:04	2,735	88,698	4	7	3	4	17	16	0	14
51	6/7	@ Tulsa	L, 5-2	24 - 27	4th/-6.5	G. Stone (2-1)	N. Murdock (0-1)	-	84°	7:06 PM	2:12	4,036		2	6	0	8	5	9	0	5
	6/8	@ Tulsa	Postponed/Rain (Made up June 9, 3-0 W)																		
52	6/9	@ Tulsa	W, 5-3 (7)	25 - 27	4th/-6.0	C. Chamberlain (1-0)	J. Adames (0-1)	J. Dipoto (2)	84°	5:04 PM	1:54			5	6	0	2	3	5	0	7
53	6/9	@ Tulsa	W, 3-0 (7)	26 - 27	4th/-5.5	A. Veneziano (2-4)	L. Knack (1-4)	-	81°	7:46 PM	1:41	4,706		3	5	0	6	0	3	1	5
54	6/10	@ Tulsa	W, 13-4	27 - 27	4th/-5.5	W. Pennington (4-2)	J. Hernandez (0-2)	-	87°	7:06 PM	2:50	7,977		13	11	0	7	4	6	1	5
55	6/11	@ Tulsa	L, 9-3	27 - 28	4th/-5.5	A. Gamboa (5-0)	A. Marsh (1-4)	-	89°	7:06 PM	2:28	7,382		4	8	1	10	9	15	2	6
56	6/12	@ Tulsa	W, 7-3	28 - 28	4th/-4.5	Á. Sottillet (3-0)	G. Stone (2-2)	Y. Del Rosario (2)	96°	1:06 PM	2:44	4,447		7	11	1	9	3	7	1	10
57	6/14	ARKANSAS	W, 7-5	29 - 28	4th/-3.5	A. Veneziano (3-4)	S. Kolek (4-4)	-	88°	7:06 PM	2:19	2,453	91,151	7	7	2	4	5	7	2	6
58	6/15	ARKANSAS	L, 5-4	29 - 29	4th/-4.0	C. Kober (2-0)	M. Peacock (0-1)	M. Stryffeler (11)	87°	7:06 PM	2:37	2,099	93,250	4	11	1	10	5	14	0	10
59	6/16	ARKANSAS																			
60	6/17	ARKANSAS																			
61	6/18	ARKANSAS																			
62	6/19	ARKANSAS																			
63	6/21	SPRINGFIELD																			
64	6/22	SPRINGFIELD																			
65	6/23	SPRINGFIELD																			
66	6/24	SPRINGFIELD																			
67	6/25	SPRINGFIELD																			
68	6/26	SPRINGFIELD																			

[illegible]

JUNE Hitting Results: TBD // JUNE Pitching Results: TBD

[illegible]

JULY Hitting Results: TBD // JULY Pitching Results: TBD

[illegible]**AUGUST Hitting Results: TBD // AUGUST Pitching Results: TBD**[illegible]

SEPTEMBER Hitting Results: TBD // **SEPTEMBER Pitching Results:** TBD
2ND HALF Hitting Results: TBD // **2ND HALF Pitching Results:** TBD



	OPPONENT	RESULT	IP	H	R	ER	BB	SO	2B	3B	HR	AVG	WHIP	WP	BK	HB	GIDP	IBB	TBF	SV	ERA (SEASON)
4/8	@ Springfield	W, 11-8	9.0	8	8	8	9	6	3	0	2	(.229)	(1.89)	2	0	1	0	0	45	0	8.00
4/9	@ Springfield	L, 14-11	8.0	13	14	12	12	5	2	0	1	(.361)	(3.13)	1	0	0	2	0	48	0	10.59
4/10	@ Springfield	L, 10-5	8.0	12	10	10	3	0	3	0	3	(.333)	(1.88)	2	0	1	0	0	40	0	10.80
4/12	WICHITA	W, 8-6	9.0	6	6	6	5	13	0	0	0	(.171)	(1.22)	2	0	2	0	0	42	1	9.53
4/13	WICHITA	W, 8-5	9.0	7	5	5	3	15	2	0	2	(.212)	(1.11)	1	0	0	1	0	36	0	8.58
4/14	WICHITA	L, 7-1	9.0	7	7	7	5	9	3	1	1	(.206)	(1.33)	0	0	2	0	0	41	0	8.31
4/15	WICHITA	L, 4-2	9.0	9	4	4	6	4	1	1	1	(.265)	(1.67)	0	0	0	1	0	40	0	7.67
4/16	WICHITA	L, 6-5 (10)	10.0	16	6	4	2	9	0	0	0	(.372)	(1.80)	0	0	0	2	0	46	0	7.10
4/17	WICHITA	L, 5-1	9.0	7	5	4	3	8	1	0	2	(.206)	(1.11)	0	0	0	0	0	37	0	6.75
4/19	@ Frisco	L, 4-3	8.0	9	4	4	6	7	1	0	0	(.300)	(1.88)	1	0	0	1	0	38	0	6.55
4/20	@ Frisco	W, 7-2	9.0	4	2	1	4	6	1	0	1	(.133)	(0.89)	1	0	1	2	0	35	0	6.03
4/21	@ Frisco	L, 12-2	8.0	13	12	12	2	6	3	0	3	(.382)	(1.88)	0	0	2	1	0	39	0	6.60
4/22	@ Frisco	W, 11-2	9.0	8	2	2	4	9	0	0	1	(.235)	(1.33)	1	0	0	0	0	39	0	6.24
4/23	@ Frisco	W, 12-4	9.0	10	4	3	3	7	2	0	2	(.286)	(1.44)	0	0	0	0	0	39	0	6.00
4/24	@ Frisco	W, 4-3	9.0	6	3	3	3	9	3	0	1	(.194)	(1.00)	0	0	1	1	0	36	1	5.80
4/26	AMARILLO	L, 6-5 (11)	11.0	10	6	5	3	12	1	0	0	(.244)	(1.18)	2	0	0	1	1	45	0	5.66
4/27	AMARILLO	W, 12-6	9.0	11	6	6	2	6	2	0	1	(.297)	(1.44)	2	0	0	0	0	40	0	5.68
4/28	AMARILLO	L, 9-5	9.0	13	9	9	4	5	3	1	1	(.361)	(1.89)	0	1	0	2	1	40	0	5.87
4/29	AMARILLO	W, 8-7	9.0	15	7	7	6	11	2	0	0	(.395)	(2.33)	2	0	0	2	0	45	1	5.93
4/30	AMARILLO	L, 7-5	9.0	10	7	7	2	11	2	0	3	(.278)	(1.33)	0	0	1	1	0	39	0	5.98
5/1	AMARILLO	W, 9-5	9.0	11	5	5	2	8	3	0	2	(.324)	(1.44)	0	0	1	0	0	39	0	5.94
5/3	@ Springfield	L, 12-5	8.0	10	12	12	13	8	4	0	1	(.323)	(2.88)	0	0	2	3	0	46	0	6.24
5/4	@ Springfield	W, 13-3	9.0	6	3	3	2	9	0	0	1	(.188)	(0.89)	1	0	0	1	0	34	0	6.10
5/5	@ Springfield	W, 9-6	9.0	8	6	6	4	12	4	0	2	(.242)	(1.33)	0	0	0	1	0	37	1	6.10
5/6	@ Springfield	L, 2-1	8.0	7	2	2	5	16	2	0	0	(.226)	(1.50)	0	0	0	0	0	36	0	5.96
5/7	@ Springfield	W, 4-0	9.0	3	0	0	2	8	0	0	0	(.103)	(0.56)	1	0	0	0	0	31	0	5.73
5/8	@ Springfield	W, 9-5	9.0	6	5	3	7	5	1	0	1	(.188)	(1.44)	1	0	0	1	0	39	0	5.63
5/10	WICHITA	W, 7-4	9.0	7	4	4	9	9	2	0	2	(.212)	(1.78)	0	0	0	0	0	42	1	5.57
5/11	WICHITA	L, 4-3	9.0	8	4	4	6	9	2	1	1	(.242)	(1.56)	0	0	0	1	0	39	0	5.51
5/12	WICHITA	L, 10-4	9.0	11	10	10	8	16	3	0	2	(.297)	(2.11)	2	0	1	0	0	46	0	5.66
5/13	WICHITA	W, 7-0	9.0	5	0	0	0	12	1	0	0	(.161)	(0.56)	0	0	1	0	0	32	0	5.48
5/14	WICHITA	L, 7-6	9.0	10	7	6	6	11	2	0	2	(.278)	(1.78)	0	0	0	0	0	42	0	5.49
5/15	WICHITA	Cancelled/Rain																			
5/17	@ Arkansas	L, 7-6 (10)	9.2	10	7	7	5	9	3	0	1	(.278)	(1.55)	2	0	0	3	2	41	0	5.53
5/18	@ Arkansas	L, 5-4	8.0	7	5	3	4	8	1	0	2	(.226)	(1.38)	0	1	0	0	0	35	0	5.47
5/19	@ Arkansas	L, 5-0	8.0	8	5	5	4	13	0	2	1	(.250)	(1.50)	0	0	1	0	0	37	0	5.48
5/20	@ Arkansas	L, 2-1	8.0	4	2	0	4	10	0	0	0	(.143)	(1.00)	0	0	1	0	0	33	0	5.34
5/21	@ Arkansas	W, 11-4 (8)	7.0	5	4	4	7	8	2	0	0	(.208)	(1.71)	0	0	0	0	0	31	0	5.33
5/22	@ Arkansas	W, 10-5	9.0	8	5	4	5	7	1	0	1	(.229)	(1.44)	0	0	0	0	0	40	0	5.30
5/24	@ Midland	W, 8-5	9.0	12	5	5	3	10	7	0	0	(.308)	(1.67)	0	0	1	0	0	43	1	5.29
5/25	@ Midland	W, 11-3	9.0	10	3	3	4	14	4	1	0	(.270)	(1.56)	1	0	2	0	0	43	0	5.23
5/26	@ Midland	L, 2-1 (10)	9.2	3	2	1	3	7	0	0	0	(.097)	(0.62)	1	0	0	1	0	34	0	5.12
5/27	@ Midland	W, 14-6	9.0	7	6	4	11	7	2	0	0	(.219)	(2.00)	0	0	0	1	0	44	0	5.08
5/28	@ Midland	W, 9-7 (10)	10.0	10	7	7	5	9	3	0	3	(.256)	(1.50)	0	0	0	1	0	44	0	5.12
5/29	@ Midland	L, 3-1	8.0	11	3	3	1	9	2	1	1	(.344)	(1.50)	0	0	0	2	0	33	0	5.09
5/31	CORPUS CHRISTI	L, 8-7	9.0	11	8	7	3	15	3	1	2	(.297)	(1.56)	0	0	2	1	0	42	0	5.13
6/1	CORPUS CHRISTI	L, 6-2	9.0	11	6	6	5	6	2	1	2	(.306)	(1.78)	0	0	0	2	0	41	0	5.15
6/2	CORPUS CHRISTI	W, 8-2	9.0	2	2	2	10	10	0	0	0	(.071)	(1.33)	1	1	0	1	0	38	0	5.08
6/3	CORPUS CHRISTI	L, 5-4	9.0	9	5	5	4	12	4	0	1	(.250)	(1.44)	1	1	0	0	0	40	0	5.08
6/4	CORPUS CHRISTI	W, 6-5 (10)	10.0	7	5	4	6	18	1	0	0	(.200)	(1.30)	1	0	1	1	1	43	0	5.04
6/5	CORPUS CHRISTI	L, 17-4	9.0	16	17	16	16	11	1	0	2	(.390)	(3.56)	1	0	0	1	0	58	0	5.27
6/7	@ Tulsa	L, 5-2	8.0	9	5	5	1	10	1	1	3	(.273)	(1.25)	0	0	0	0	0	34	0	5.27
6/8	@ Tulsa	Postponed/Rain																			
6/9 G1	@ Tulsa	W, 5-3 (7)	7.0	5	3	3	4	8	1	0	1	(.192)	(1.29)	0	0	1	0	0	31	1	5.25
6/9 G2	@ Tulsa	W, 3-0 (7)	7.0	3	0	0	1	5	0	0	0	(.130)	(0.57)	0	0	2	1	0	26	0	5.17
6/10	@ Tulsa	W, 13-4	9.0	6	4	4	3	11	2	0	2	(.182)	(1.00)	2	0	0	0	0	36	0	5.15
6/11	@ Tulsa	L, 9-4	8.0	15	9	9	0	12	1	0	1	(.385)	(1.88)	0	0	0	0	0	39	0	5.23
6/12	@ Tulsa	W, 7-3	9.0	7	3	2	7	10	1	0	1	(.212)	(1.56)	1	0	0	2	0	40	1	5.17
6/14	ARKANSAS	W, 7-5	9.0	7	5	5	2	11	0	0	3	(.200)	(1.00)	0	0	1	1	0	38	0	5.17
6/15	ARKANSAS	L, 5-4	9.0	14	5	4	3	5	1	1	2	(.378)	(1.89)	0	0	1	0	0	42	0	5.15
6/16	ARKANSAS																				
6/17	ARKANSAS																				
6/18	ARKANSAS																				
6/19	ARKANSAS																				
6/21	SPRINGFIELD																				
6/22	SPRINGFIELD																				
6/23	SPRINGFIELD																				
6/24	SPRINGFIELD																				
6/25	SPRINGFIELD																				
6/26	SPRINGFIELD																				



THE LAST TIME THE NATURALS...

THREW A PERFECT GAME	N/A
THREW A NO-HITTER	Brooks Pounders, 6/27/2013 vs. Midland
THREW A 9-INNING NO-HITTER	Brooks Pounders, 6/27/2013 vs. Midland
THREW A COMBINED NO-HITTER	Greg Holland, Chris Dwyer, Brandon Lafferty & Kendal Volz, 5/10/2012 vs. Springfield

THREW A COMBINED 1-HITTER (9 Innings)	N/A
THREW A COMBINED 1-HITTER (7 Innings)	Jonathan Heasley & Robert Garcia, 5/28/2021 vs. San Antonio (Game 2)
THREW A COMBINED 2-HITTER (9 Innings)	Dante Bias, Will Klein, Walter Pennington & Stephen Woods Jr., 6/2/2022 vs. Corpus Christi
THREW A COMBINED 2-HITTER (7 Innings)	Nolan Watson, Yefri Del Rosario & Robert Garcia, 8/27/2021 vs. Springfield (Game 1)

GOT NO-HIT (9 INNINGS)	5/17/2016 vs. Arkansas, 6-0
GOT NO-HIT (LESS THAN 9 INNINGS)	N/A
GOT 1-HIT	8/31/2019 vs. Frisco
GOT 2-HIT	4/21/2022 @ Frisco

THREW A COMBINED 9-INNING SHUTOUT	5/13/2022 vs. Wichita (7-0)
THREW BACK-TO-BACK SHUTOUTS	Games 1 and 2, 8/14/2021 vs. Frisco
GOT SHUT OUT (9 INNINGS)	5/19/2022 @ Arkansas
GOT SHUT OUT IN BACK-TO-BACK GAMES	August 12 & 13, 2019 @ Arkansas
GOT SHUT OUT IN 3 STRAIGHT GAMES	July 10 vs. Frisco, July 11 & 12, 2015 vs. Midland
GOT SHUT OUT (LESS THAN 9 INNINGS)	8/7/2021 @ Arkansas (5 Innings)

WON 11 GAMES IN A ROW	April 26 - May 6, 2015
WON 8 GAMES IN A ROW	June 14 - June 20, 2017
WON 7 GAMES IN A ROW	May 16 - May 22, 2015
WON 6 GAMES IN A ROW	August 2 - August 8, 2018

LOST 10 GAMES IN A ROW	April 6 - April 16, 2014
LOST 9 GAMES IN A ROW	April 8 - April 16, 2019
LOST 8 GAMES IN A ROW	July 2 - July 9, 2012
LOST 7 GAMES IN A ROW	July 12 - July 18, 2018
LOST 6 GAMES IN A ROW	July 15 - July 20, 2017

STRUCK OUT 19+ OPPOSING HITTERS	5/11/2013 @ Springfield (19)
STRUCK OUT 17+ OPPOSING HITTERS	6/4/2022 vs. Corpus Christi (18)
STRUCK OUT 15+ OPPOSING HITTERS	6/4/2022 vs. Corpus Christi (18)
STRUCK OUT 10+ OPPOSING HITTERS	6/12/2022 @ Tulsa (10)

SCORED 20+ RUNS IN ONE GAME	8/20/2013 @ Springfield (21)
SCORED 15+ RUNS IN ONE GAME	8/24/2021 vs. Springfield (18)
SCORED 10+ RUNS IN ONE GAME	6/10/2022 @ Tulsa (13)
ALLOWED 25+ RUNS IN ONE GAME	4/15/2011 @ San Antonio (26)
ALLOWED 20+ RUNS IN ONE GAME	7/25/2021 @ Tulsa (23)
ALLOWED 15+ RUNS IN ONE GAME	6/5/2022 vs. Corpus Christi (17)
ALLOWED 10+ RUNS IN ONE GAME	6/5/2022 vs. Corpus Christi (17)

HAD 22+ HITS IN ONE GAME	5/22/2010 vs. Arkansas (22)
HAD 20+ HITS IN ONE GAME	8/24/2021 vs. Springfield (20)
HAD 15+ HITS IN ONE GAME	5/28/2022 @ Midland (15)
HAD 10+ HITS IN ONE GAME	6/15/2022 vs. Arkansas (11)
ALLOWED 25+ HITS IN ONE GAME	4/15/2011 @ San Antonio (26)
ALLOWED 20+ HITS IN ONE GAME	7/27/2021 vs. Wichita (23)
ALLOWED 15+ HITS IN ONE GAME	6/5/2022 vs. Corpus Christi (16)
ALLOWED 10+ HITS IN ONE GAME	6/15/2022 vs. Arkansas (14)

WALKED 14+ TIMES IN ONE GAME	5/8/2021 @ Arkansas (14)
WALKED 10+ TIMES IN ONE GAME	7/29/2021 vs. Wichita (10)
WALKED 8+ TIMES IN ONE GAME	6/10/2022 @ Tulsa (9)
ALLOWED 13+ WALKS IN ONE GAME	6/5/2022 vs. Corpus Christi (16)
ALLOWED 10+ WALKS IN ONE GAME	6/5/2022 vs. Corpus Christi (16)
ALLOWED 8+ WALKS IN ONE GAME	6/5/2022 vs. Corpus Christi (16)

HIT 7+ HOME RUNS IN A GAME	5/30/2021 vs. San Antonio (7)
HIT 5+ HOME RUNS IN A GAME	8/24/2021 vs. Springfield (5)
HIT 3+ HOME RUNS IN A GAME	6/10/2022 @ Tulsa (3)
ALLOWED 7+ HOME RUNS IN A GAME	4/15/2011 @ San Antonio (7)
ALLOWED 5+ HOME RUNS IN A GAME	7/6/2021 @ Wichita (5)
ALLOWED 3+ HOME RUNS IN A GAME	6/14/2022 vs. Arkansas (3)

HAD 2 PLAYERS HIT 2 HOME RUNS IN A GAME	Hunter Dozier & Bubba Starling, 4/10/2016 vs. Midland
HIT BACK-TO-BACK HOME RUNS	Brihet Bewley & Tucker Bradley, 6th Inning, 5/5/2022 @ Springfield
HIT 3 STRAIGHT HOME RUNS	Bobby Witt Jr., Nick Pratto & MJ Melendez, 5/30/2021 vs. San Antonio

SCORED 10+ RUNS IN AN INNING	2nd Inning, 9/9/2021 @ Wichita (10)
SCORED 7+ RUNS IN AN INNING	7th Inning, 6/10/2022 @ Tulsa (8)
SCORED 5+ RUNS IN AN INNING	7th Inning, 6/10/2022 @ Tulsa (8)
SCORED 5+ RUNS IN AN EXTRA INNING	10th Inning, 6/2/2012 vs. Frisco (5)
ALLOWED 10+ RUNS IN AN INNING	7/26/2019 vs. Corpus Christi (11)
ALLOWED 7+ RUNS IN AN INNING	3rd Inning, 6/11/2022 @ Tulsa (7)
ALLOWED 5+ RUNS IN AN INNING	3rd Inning, 6/11/2022 @ Tulsa (7)
ALLOWED 5+ RUNS IN AN EXTRA INNING	11th Inning, 4/26/2022 vs. Amarillo (5)

WON A GAME BY 15+ RUNS	18-1, 8/24/2021 vs. Springfield
WON A GAME BY 10+ RUNS	5/4/22 @ Springfield
LOST A GAME BY 15+ RUNS	(15) 23-8, 7/25/2021 @ Tulsa
LOST A GAME BY 10+ RUNS	(13) 17-4, 6/5/2022 vs. Corpus Christi

SCORED 12+ RUNS IN CONSECUTIVE GAMES	June 28 (vs. Tulsa) & July 2 (@ Frisco), 2015
SCORED 10+ RUNS IN CONSECUTIVE GAMES	May 21 & 22 @ Arkansas
SCORED A RUN WITHOUT AN RBI	9/7/2021 @ Wichita
SCORED MULTIPLE RUNS WITHOUT AN RBI	2 Runs, 8/16/2018 @ Midland
SCORED MORE RUNS THAT RECORDED HITS	6/4/2022 vs. Corpus Christi (6 Runs on 4 Hits)

TURNED 5 DOUBLE PLAYS IN ONE GAME	8/20/2015 @ San Antonio
TURNED 3+ DOUBLE PLAYS IN ONE GAME	5/17/2022 @ Arkansas (3)
TURNED A TRIPLE PLAY	Frank Schwindel (1B) to Corey Toups (2B) to Humberto Arteaga (SS) to Schwindel to Toups, 8/31/2016 vs. Tulsa
HIT INTO A TRIPLE PLAY	Mauricio Ramos, 7/24/2016 vs. Springfield

COMMITTED 6 ERRORS	5/4/2019 vs. Midland
COMMITTED 5 ERRORS	5/29/2021 vs. San Antonio
COMMITTED 3+ ERRORS	6/5/2022 vs. Corpus Christi (3)

EVERY NATURAL IN THE STARTING LINEUP HAD A HIT	5/8/2022 @ Springfield
EVERY NATURAL IN THE STARTING LINEUP SCORED A RUN	5/22/2022 @ Arkansas
EVERY NATURAL IN THE STARTING LINEUP HAD A HIT AND SCORED A RUN	5/4/2022 @ Springfield
LINEUP BATTED AROUND TWICE IN ONE GAME	3rd and 9th Innings, 5/4/2022 @ Springfield

WON ON THE LAST AT-BAT OF THE GAME (WALK-OFF WIN)	6/4/2022 vs. Corpus Christi
LOST ON THE LAST AT-BAT OF THE GAME (WALK-OFF LOSS)	5/26/2022 @ Midland
PLAYED BACK-TO-BACK EXTRA-INNING GAMES	September 2nd & 3rd, 2021 vs. Corpus Christi

WON BOTH GAMES OF A DOUBLEHEADER	6/9/2022 @ Tulsa (5-3, 3-0)
PITCHED SHUTOUTS IN BOTH GAMES OF A DOUBLEHEADER	8/14/2021 vs. Frisco (1-0, 10-0)
LOST BOTH GAMES OF A DOUBLEHEADER	5/30/2019 vs. Arkansas (7-4, 10-7)

THE LAST TIME A NATURALS HITTER...

HAD 6 HITS IN ONE GAME	Ed Lucas, 7/21/2008 @ Springfield
HAD 5 HITS IN ONE GAME	Dairon Blanco, 7/13/2021 vs. Arkansas
HAD 4 HITS IN ONE GAME	Maikel Garcia, 5/1/2022 vs. Amarillo
HAD 3 HITS IN ONE GAME	Maikel Garcia & Tyler Gentry, 6/15/2022 vs. Arkansas

HIT 3 HOME RUNS IN ONE GAME	Bobby Witt Jr., 5/30/2021 vs. San Antonio
HIT 2 HOME RUNS IN ONE GAME	Sebastian Rivero, 4/27/2022 vs. Amarillo
HIT 2 TRIPLES IN ONE GAME	Taylor Featherston, 4/18/2019 vs. Springfield
HIT 2 DOUBLES IN ONE GAME	Nick Loftin, 5/4/22 @ Springfield
HIT 2 DOUBLES IN ONE GAME	Maikel Garcia, 6/15/2022 vs. Arkansas

HIT A GRAND SLAM	Michael Massey, 5/24/2022 @ Midland
HIT AN INSIDE-THE-PARK HOME RUN	Brewer Hicklen, 7/15/2021 vs. Arkansas
LED OFF A HOME GAME WITH A HOME RUN	Clay Dungan, 7/18/2021 vs. Arkansas
LED OFF A ROAD GAME WITH A HOME RUN	Clay Dungan, 7/24/2021 @ Tulsa
HIT A PINCH-HIT HOME RUN	Frank Schwindel, 8/21/2015 @ Corpus Christi
HIT A WALK-OFF HOME RUN	Seuly Matias, 6/4/2022 vs. Corpus Christi
HIT FOR THE CYCLE	Nicky Lopez, 6/21/2018 @ Tulsa

HAD 7 RBI IN ONE GAME	Taylor Featherston, 7/20/2019 @ Amarillo
HAD 6 RBI IN ONE GAME	Nick Pratto, 5/21/2021 @ Springfield
HAD 5 RBI IN ONE GAME	Nick Loftin, 4/22/2022 @ Frisco
HAD 4 RBI IN ONE GAME	Jake Means, 6/14/2022 vs. Arkansas

SCORED 4 RUNS IN ONE GAME	Maikel Garcia, 4/8/2022 @ Springfield
SCORED 3 RUNS IN ONE GAME	Nick Loftin, 5/31/2022 vs. Corpus Christi

WALKED 4 TIMES IN ONE GAME	Travis Jones, 4/29/2021 @ Springfield
WALKED 3 TIMES IN ONE GAME	Michael Massey, 6/10/2022 @ Tulsa

STOLE 4 BASES IN ONE GAME	Nick Heath, 5/20/2019 @ Arkansas
STOLE 3 BASES IN ONE GAME	Brewer Hicklen, 8/12/2021 vs. Frisco
STOLE 2 BASES IN ONE GAME	Nick Loftin, 6/10/2022 @ Tulsa

STRUCK OUT 5 TIMES IN ONE GAME	Dairon Blanco, 5/12/2021 vs. Tulsa
STRUCK OUT 4 TIMES IN ONE GAME	Michael Massey, 6/7/2022 @ Tulsa
STRUCK OUT 3 TIMES IN ONE GAME	Robbie Glendinning, 6/11/2022 @ Tulsa

REACHED BASE 6 TIMES IN ONE GAME	Travis Jones, 6/29/2021 @ Springfield
REACHED BASE 5 TIMES IN ONE GAME	Nate Eaton, 4/23/2022 @ Frisco
REACHED BASE 4 TIMES IN ONE GAME	Brihet Bewley, 6/12/2022 @ Tulsa

REACHED BASE IN EVERY TRIP TO THE PLATE (6 PA)	Johnny Givonetella, 7/22/2010 @ Arkansas
REACHED BASE IN EVERY TRIP TO THE PLATE (5 PA)	Nate Eaton, 4/23/2022 @ Frisco
REACHED BASE IN EVERY TRIP TO THE PLATE (4 PA)	Tucker Bradley, 5/21/2022 @ Arkansas

REACHED 2 TIMES IN THE SAME INNING	Michael Massey & Logan Porter, 7th Inning, 6/10/2022 @ Tulsa
HAD 2 HITS IN THE SAME INNING	Sebastian Rivero & Nate Eaton, 4th Inning, 4/27/2022 vs. Amarillo

SAW 16 PITCHES IN A SINGLE PLATE APPEARANCE	Donnie Dewees, 4/7/2017 vs. San Antonio
SAW 15 PITCHES IN A SINGLE PLATE APPEARANCE	Demichier Carrasco, 7/18/2021 vs. Arkansas
SAW 14 PITCHES IN A SINGLE PLATE APPEARANCE	Jordan George, 8/27/2019 vs. Midland
SAW 10+ PITCHES IN A SINGLE PLATE APPEARANCE	Jake Means, 6/9/2022 @ Tulsa (10)

HIT HOME RUNS IN BOTH GAMES OF A DOUBLEHEADER	Jimmy Goveas, 8/14/2021 vs. Frisco
HIT HOME RUNS IN BACK-TO-BACK GAMES	Logan Porter, 6/3 and 6/4 vs. Corpus Christi
HIT HOME RUNS IN 3 STRAIGHT GAMES	Michael Massey, 4/22 to 4/24/2022 @ Frisco
HIT HOME RUNS IN 4 STRAIGHT GAMES	Will Myers, 5/5 to 5/8/2012 vs. Frisco
HIT HOME RUNS IN 5 STRAIGHT GAMES	Clint Robinson, 8/7 to 8/12/2010 vs. Arkansas, @ Frisco

HAD 2+ HITS IN 8 STRAIGHT GAMES	Kurt Mertins, May 25 to June 6, 2009
HAD 2+ HITS IN 7 STRAIGHT GAMES	Jeff Bianchi, July 20 to July 27, 2009
HAD 2+ HITS IN 6 STRAIGHT GAMES	Anderson Miller, May 14 to May 19, 2019
HAD 2+ HITS IN 5 STRAIGHT GAMES	Michael Massey, May 23 to May 28, 2022

HAD A 20+ GAME HITTING STREAK	Clint Robinson, 21 Games: June 15 - July 12, 2010
HAD A 18+ GAME HITTING STREAK	Jordan Parraz, 19 Games: May 27 - June 15, 2009
HAD A 16+ GAME HITTING STREAK	Jackson Flores, 17 Games: June 15 - July 6, 2018
HAD A 14+ GAME HITTING STREAK	Maikel Garcia, 14 Games: April 27 - May 12, 2022
HAD A 12+ GAME HITTING STREAK	Maikel Garcia, 14 Games: April 27 - May 12, 2022

HAD A 30+ GAME REACHED BASE STREAK	Jackson Flores, 34 Games: May 29 - July 7, 2018
HAD A 25+ GAME REACHED BASE STREAK	Vinnie Pasquantino, 25 Games: August 5 - September 3, 2021
HAD A 20+ GAME REACHED BASE STREAK	Freddy Fermin, 23 Games: July 2, 2021 to August 4, 2021

THE LAST TIME A NATURALS PITCHER...

THREW A 1-HITTER (9 Innings)	N/A
THREW A 1-HITTER (7 Innings)	N/A
THREW A 2-HITTER (9 Innings)	N/A
THREW A 2-HITTER (7 Innings)	Drew Parrish, 8/27/2021 vs. Springfield (Game 2)

THREW A 9-INNING COMPLETE GAME SHUTOUT	Corey Ray, 6/8/2017 vs. Springfield
THREW A 7-INNING COMPLETE GAME SHUTOUT	Anthony Veneziano, 6/9/2022 @ Tulsa (Game 2)
THREW A 5-INNING COMPLETE GAME SHUTOUT	Danny Duffy, 9/2/2010 vs. Arkansas

THREW A 9-INNING COMPLETE GAME	Scott Blewett, 8/10/2018 vs. Frisco
THREW AN 8-INNING COMPLETE GAME	Ofreidy Gomez, 8/2/2019 @ Tulsa
THREW A 7-INNING COMPLETE GAME	Anthony Veneziano, 6/9/2022 @ Tulsa (Game 2)
THREW A 6-INNING COMPLETE GAME	Sugar Ray Marimon, 5/26/2013 @ San Antonio

STRUCK OUT 13 IN A GAME	Danny Duffy, July 17, 2013 @ Tulsa
STRUCK OUT 12 IN A GAME	Josh Staumont, 9/4/2016 vs. Arkansas
STRUCK OUT 11 IN A GAME	Alec Marsh, 5/14/2021 vs. Tulsa
STRUCK OUT 10 IN A GAME	Angel Zerpa, 6/4/2022 vs. Corpus Christi

WALKED 8 IN A GAME	Noel Arguelles, 5/12/2013 @ Springfield
WALKED 7 IN A GAME	Jason Adam, 7/5/2013 @ Midland
WALKED 6 IN A GAME	Marcelo Martinez, 5/10/2022 vs. Wichita
WALKED 5 IN A GAME	Noah Murdock, 6/12/2022 @ Tulsa

ALLOWED 4 HOME RUNS IN A GAME	Franco Terrero, 4/22/2018 @ Tulsa
ALLOWED 3 HOME RUNS IN A GAME	Anthony Veneziano, 5/28/2022 @ Midland
ALLOWED 2 HOME RUNS IN A GAME	Anthony Veneziano, 6/14/2022 vs. Arkansas

THREW 110+ PITCHES IN A GAME	Andy Ferguson, 8/9/2014 vs. San Antonio (116)
THREW 100+ PITCHES IN A GAME	Drew Parrish, 5/20/2022 @ Arkansas (100)
THREW 95+ PITCHES IN A GAME	Alec Marsh, 6/11/2022 @ Tulsa (98)
THREW 90+ PITCHES IN A GAME	Anthony Veneziano, 6/14/2022 vs. Arkansas (93)

WON HIS NATURALS DEBUT	Walter Pennington, 4/23/2022 @ Frisco
THREW A AN IMMACULATE INNING	Grant Gavin, 6th Inning 5/20/2019 @ Arkansas