



2005 Media Guide



Ph. 417-863-2143
www.stlcardinals.com



2005 Media Guide

SPRINGFIELD CARDINALS 2005 MEDIA GUIDE

Table of Contents

| | |
|--|-------|
| Springfield Cardinals Front Office Directory | 3 |
| TEXAS LEAGUE | 4 |
| 2004 Standings | 5 |
| Texas League Teams | |
| Arkansas Travelers | 6-9 |
| Corpus Christi Hooks | 10-13 |
| Frisco RoughRiders | 14-17 |
| Midland RockHounds | 18-21 |
| San Antonio Missions | 22-25 |
| Tulsa Drillers | 26-29 |
| Wichita Wranglers..... | 30-33 |
| ST. LOUIS CARDINALS..... | 34 |
| Minor League Affiliates | 35 |
| (AAA) Memphis Redbirds | 36-39 |
| (AA) Springfield Cardinals/Tennessee Smokies | 40-43 |
| (A+) Palm Beach Cardinals | 44-47 |
| (A) Swing of the Quad Cities/Peoria Chiefs | 48-51 |
| (A) New Jersey Cardinals | 52-55 |
| (Rookie) Johnson City Cardinals | 56-59 |
| MINOR LEAGUE PLAYER PROFILES | 60-78 |

Springfield Cardinals Front Office Directory

Address:

Hammons Field
955 East Trafficway
Springfield, MO 65802

Phone: 417-863-2143**Fax:** 417-863-0388**Website:** www.springfieldcardinals.com**General Email Address:** springfield@stlcardinals.com**Staff:**

Matt Gifford -- Vice President / General Manager -- mgifford@stlcardinals.com
Scott Smulczenski -- Vice President / Baseball & Business Operations -- ssmulczenski@stlcardinals.com
Kirk Elmquist -- Vice President Sales and Marketing -- kelmquist@stlcardinals.com
Bill Fischer -- Vice President of Facility Operations -- bfischer@stlcardinals.com
Nikki Love -- Customer Relations Coordinator -- nlove@stlcardinals.com
Ron Henderson -- Operations Manager -- rhenderson@stlcardinals.com
Shannon Handwerker -- Account Executive -- shandwerker@stlcardinals.com
Heather Luetkemeyer -- Account Executive -- hluetkemeyer@stlcardinals.com
Kate Mata -- Account Executive -- kmata@stlcardinals.com
Duane Miller -- Account Executive -- dmiller@stlcardinals.com
Dan Reiter -- Account Executive -- dreiter@stlcardinals.com
Eric Tomb -- Account Executive -- etomb@stlcardinals.com
Angela Deke -- Box Office Manager -- adeke@stlcardinals.com
Mike Lindskog -- Manager of Public Relations / Broadcaster -- mlindskog@stlcardinals.com
Rob Evans -- Broadcaster -- revans@stlcardinals.com
Brittany Bremer -- Media Relations Assistant -- bbremer@stlcardinals.com
Brock Phipps -- Head Groundskeeper -- bphipps@stlcardinals.com
Aaron Lowrey -- Assistant Groundkeeper -- alowrey@stlcardinals.com
Mike Amsler -- General Manager of Sport Services -- mamsler@dncinc.com

Field Staff:

Chris Maloney -- Manager
Blaise Ilsley -- Pitching Coach
Dallas Williams -- Hitting Coach
Brad LaRosa -- Trainer
Chris Miller -- Medical Director
Brian Mahaffey -- Team Physician
Rick Seagraves -- Orthopaedic Surgeon

Visiting Club Hotel:

University Plaza
333 John Q. Hammons Parkway
Springfield, MO 65806
Telephone: (417) 864-7333

Stadium Name (year opened):

Hammons Field (2004)

Directions to Stadium:

From I-44 or I-60, exit HWY 65 to Chestnut Expressway Exit.
Go West on Chestnut Expressway and proceed to National.
Turn left on National (South).
Turn Right (West) on Trafficway. Hammons Field on Right.



TEXAS LEAGUE™
OF PROFESSIONAL BASEBALL CLUBS

2004 TEXAS LEAGUE STANDINGS

| FIRST HALF | WON | LOST | PCT. | GB | MANAGER |
|----------------------|------------|-------------|-------------|-----------|------------------|
| <i>EAST DIVISION</i> | | | | | |
| Tulsa..... | 38 | 31 | .551 | -- | Tom Runnells |
| Wichita..... | 37 | 32 | .536 | 1.5 | Frank White |
| Frisco..... | 36 | 34 | .514 | 2.5 | Tim Ireland |
| Arkansas..... | 33 | 36 | .478 | 5.0 | Tyrone Boykin |
| <i>WEST DIVISION</i> | | | | | |
| Round Rock..... | 45 | 25 | .643 | --- | Jackie Moore |
| Midland..... | 35 | 35 | .500 | 10.0 | Webster Garrison |
| San Antonio..... | 30 | 40 | .429 | 15.0 | Dave Brundage |
| El Paso..... | 24 | 45 | .343 | 20.5 | Scott Coolbaugh |


| SECOND HALF | WON | LOST | PCT | GB | MANAGER |
|----------------------|------------|-------------|------------|-----------|------------------|
| <i>EAST DIVISION</i> | | | | | |
| Frisco..... | 45 | 25 | .643 | -- | Tim Ireland |
| Wichita..... | 36 | 34 | .514 | 9.0 | Frank White |
| Tulsa..... | 33 | 37 | .471 | 12.0 | Tom Runnells |
| Arkansas..... | 26 | 44 | .371 | 19.0 | Tyrone Boykin |
| <i>WEST DIVISION</i> | | | | | |
| Round Rock..... | 41 | 29 | .586 | -- | Jackie Moore |
| San Antonio..... | 36 | 32 | .529 | 4.0 | Dave Brundage |
| Midland..... | 37 | 33 | .529 | 4.0 | Webster Garrison |
| El Paso..... | 24 | 44 | .353 | 16.0 | Scott Coolbaugh |

OVERALL STANDINGS

| EAST DIVISION | MANAGER | WON | LOST | PCT | GB |
|----------------------|------------------|------------|-------------|------------|-----------|
| Frisco RoughRiders | Tim Ireland | 81 | 59 | .579 | -- |
| Wichita Wranglers | Frank White | 73 | 66 | .525 | 7.5 |
| Tulsa Drillers | Tom Runnells | 71 | 68 | .511 | 9.5 |
| Arkansas Travelers | Tyrone Boykin | 59 | 80 | .424 | 21.5 |
| <i>WEST DIVISION</i> | | | | | |
| Round Rock Express | Jackie Moore | 86 | 54 | .614 | -- |
| Midland RockHounds | Webster Garrison | 72 | 68 | .514 | 14.0 |
| San Antonio Missions | Dave Brundage | 66 | 72 | .478 | 19.0 |
| El Paso Diablos | Scott Coolbaugh | 48 | 89 | .350 | 36.5 |

FRISCO DEFEATED TULSA 3-0 IN EAST DIVISION FINALS.

FRISCO DEFEATED ROUND ROCK 4-1 FOR 2004 TEXAS LEAGUE CHAMPIONSHIP.



Affiliate: Los Angeles Angels of Anaheim (2001)
 Years in Texas League: 1966 - Present

Office / Shipping Address:
 Ray Winder Field at War Memorial Park
 Little Rock, AR 72205

Mailing Address:
 P.O. Box 55066
 Little Rock, AR 72215-5066

Telephone: (501) 664-1555
 Fax: (501) 664-1834
 Email Address: travs@travs.com
 Website: www.travs.com

General Manager: Bill Valentine
 Media Contact: Phil Elson
 Radio Announcer: Phil Elson
 Station: 1380 AM

Field Staff:
 Manager: Tom Gamboa
 Pitching Coach: Keith Comstock
 Hitting Coach: Todd Takayoshi
 Trainer: Armando Rios

Visiting Club Hotel:
 La Quinta Inn
 901 Fair Park Blvd.
 Little Rock, AR 72204
 Telephone: (501) 664-7000

Stadium Name (year opened): Ray Winder Field (1932)
 Directions: I-630 to Fair Park Boulevard exit,
 go north from exit, turn right onto Zoo Dr.

2005 SCHEDULE

April:

7-10 SPR
 12-16 WCH
 17-21 @TUL
 22-26 @WCH
 28-30 SA

May:

1 SA
 2-4 CC
 5-7 @SA
 8-11 @CC
 13-17 TUL
 18-22 @SPR
 23-25 FRI
 26-29 @MID
 30-31 @FRI

June:

1-2 @FRI
 3-5 MID
 7-10 TUL
 11-15 SPR
 16-19 @WCH
 21 **ASG @**

FRI

23-26 CC
 27-29 SA

July:

1-5 @TUL
 6-9 WICH (9-DH)
 11-14 @SA
 15-17 @CC
 19-23 TUL

July (cont):

24-27 @SPR
 28-31 @WICH (29-DH)

August:

2-6 SPR
 8-10 @MID
 11-13 @FRI
 15-17 MID (16-DH)
 18-21 FRI
 23-26 WCH
 27-30 @TUL
 31 SPR

September:

1-4 @SPR



ARKANSAS TRAVELERS 2004 FINAL ROSTER

| # | PLAYER | B | T | HT | WT | DOB |
|-----------------|-------------------|---|---|------|-----|----------|
| PITCHERS | | | | | | |
| 9 | Steve Andrade | R | R | 6-1 | 220 | 2/06/78 |
| 36 | Tim Bittner | L | L | 6-2 | 205 | 6/09/80 |
| 6 | Willie Collazo | L | L | 5-9 | 170 | 11/07/79 |
| 38 | Cameron Esslinger | R | R | 5-11 | 180 | 12/28/76 |
| 14 | Rich Fischer | R | R | 6-3 | 180 | 10/21/80 |
| 27 | David Gil | R | R | 6-4 | 215 | 10/01/78 |
| 35 | Yoshitaka Mizuo | L | L | 5-11 | 180 | 5/02/68 |
| 15 | Mark O'Sullivan | R | R | 6-2 | 200 | 10/24/78 |
| 19 | Nick Roberts | R | R | 6-2 | 185 | 11/06/76 |
| 34 | Jon Rouwenhorst | L | L | 6-1 | 180 | 9/25/79 |
| 11 | Ervin Santana | R | R | 6-2 | 150 | 1/10/83 |
| 0 | Joe Saunders | L | L | 6-2 | 200 | 6/16/81 |
| 32 | Scott Schneider | R | R | 6-4 | 210 | 5/04/78 |

CATCHERS

| | | | | | | |
|----|------------------|---|---|-----|-----|---------|
| 26 | Brent Del Chiaro | R | R | 6-3 | 220 | 6/26/79 |
| 10 | Jeff Mathis | R | R | 6-0 | 180 | 3/31/83 |

INFIELDERS

| | | | | | | |
|----|------------------|---|---|------|-----|----------|
| 5 | Alberto Callaspo | S | R | 5-10 | 150 | 4/19/83 |
| 12 | Mike Eylward | R | R | 6-2 | 210 | 9/28/79 |
| 20 | Rudy Gomez | R | R | 5-11 | 180 | 9/14/74 |
| 25 | Victor Gutierrez | R | R | 5-9 | 170 | 12/23/77 |
| 14 | Javy Rodriguez | R | R | 5-11 | 170 | 1/16/79 |

OUTFIELDERS

| | | | | | | |
|----|-------------------|---|---|-----|-----|---------|
| 18 | Jason Aspito | L | R | 6-0 | 200 | 1/03/79 |
| 39 | Derrick Gibson | R | R | 6-2 | 240 | 2/05/75 |
| 24 | Nick Gorneault | R | R | 6-3 | 200 | 4/19/79 |
| 33 | Cristian Guerrero | R | R | 6-5 | 200 | 7/12/80 |
| 16 | Tommy Murphy | S | R | 6-0 | 180 | 8/27/79 |

FIELD MANAGER: Tyrone Boykin




2004 Arkansas Travelers Batting Statistics

| PLAYER | AVG | SLG | OBP | G | AB | R | H | TB | 2B | 3B | HR | RBI | BB | SO | SB | CS |
|--------------------|------|------|------|-----|-----|----|-----|-----|----|-----|-----|-----|----|-----|----|----|
| Aspito, Jason | .230 | .351 | .303 | 89 | 296 | 36 | 68 | 104 | 10 | 1 | 8 | 42 | 23 | 59 | 1 | 4 |
| Callaspo, Alberto | .284 | .376 | .338 | 136 | 550 | 76 | 156 | 207 | 29 | 2 | 6 | 48 | 47 | 25 | 15 | 14 |
| Del Chiaro, Brent | .228 | .360 | .288 | 38 | 114 | 14 | 26 | 41 | 3 | 0 | 4 | 14 | 7 | 52 | 1 | 0 |
| Duenas, Tommy | .000 | .000 | .111 | 3 | 8 | 0 | 0 | 0 | 0 | 0 | 0 | 0 | 0 | 5 | 0 | 0 |
| Duncan, Carlos | .261 | .386 | .298 | 46 | 153 | 20 | 40 | 59 | 7 | 3 | 2 | 16 | 6 | 43 | 4 | 2 |
| Eylward, Mike | .260 | .344 | .335 | 115 | 392 | 36 | 102 | 135 | 15 | 0 | 6 | 58 | 35 | 77 | 3 | 1 |
| Gibson, Derrick | .232 | .454 | .294 | 50 | 185 | 29 | 43 | 84 | 11 | 0 | 10 | 26 | 11 | 47 | 1 | 1 |
| Gomez, Rudy | .264 | .369 | .333 | 119 | 439 | 56 | 116 | 162 | 25 | 3 | 5 | 38 | 41 | 41 | 4 | 4 |
| Gorneault, Nick | .281 | .481 | .341 | 130 | 495 | 91 | 139 | 238 | 28 | 4 | 21 | 81 | 45 | 128 | 7 | 5 |
| Guerrero, Cristian | .276 | .432 | .319 | 54 | 192 | 18 | 53 | 83 | 13 | 4 | 3 | 23 | 12 | 42 | 4 | 2 |
| Gutierrez, Victor | .279 | .400 | .322 | 58 | 190 | 15 | 53 | 76 | 13 | 2 | 2 | 16 | 12 | 24 | 4 | 2 |
| Kotchman, Casey | .368 | .544 | .438 | 28 | 114 | 19 | 42 | 62 | 11 | 0 | 3 | 18 | 10 | 7 | 0 | 0 |
| Mathis, Jeff | .227 | .394 | .310 | 117 | 432 | 57 | 98 | 170 | 24 | 3 | 14 | 55 | 49 | 102 | 2 | 1 |
| McPherson, Dallas | .321 | .660 | .404 | 68 | 262 | 53 | 84 | 173 | 17 | 6 | 20 | 69 | 34 | 74 | 6 | 5 |
| Murphy, Tommy | .260 | .379 | .310 | 129 | 477 | 77 | 124 | 181 | 24 | 6 | 7 | 45 | 36 | 113 | 27 | 5 |
| Rodriguez, Javy | .300 | .407 | .340 | 37 | 140 | 14 | 42 | 57 | 7 | 1 | 2 | 11 | 9 | 28 | 6 | 3 |
| Smith, Casey | .282 | .371 | .320 | 44 | 170 | 25 | 48 | 63 | 9 | 3 | 0 | 19 | 10 | 24 | 3 | 3 |
| Sugden, Jason | .000 | .000 | .143 | 2 | 6 | 0 | 0 | 0 | 0 | 0 | 0 | 0 | 0 | 3 | 0 | 0 |
| Turner, Justin | .182 | .273 | .214 | 21 | 66 | 5 | 12 | 18 | 3 | 0 | 1 | 3 | 2 | 22 | 0 | 1 |
| TEAM TOTAL | .266 | | | | 641 | | | | | 114 | 582 | | | 88 | 53 | |



2004 Arkansas Travelers Pitching Statistics

| PLAYER | W-L | ERA | G | GS | CG | SHO | GF | SV | IP | H | AB | R | ER | HR | BB | SO | AVG |
|------------------|-------|------|----|----|----|-----|----|----|-------|-----|-----|----|----|----|----|-----|------|
| Andrade, Steve | 2-2 | 2.44 | 35 | 0 | 0 | 0 | 24 | 9 | 48.0 | 37 | 180 | 16 | 13 | 4 | 12 | 59 | .206 |
| Astacio, Hector | 0-0 | 5.02 | 6 | 0 | 0 | 0 | 0 | 0 | 14.1 | 15 | 57 | 10 | 8 | 1 | 10 | 10 | .263 |
| Bilke, Austin | 0-0 | 4.50 | 2 | 0 | 0 | 0 | 0 | 0 | 2.0 | 3 | 10 | 3 | 1 | 0 | 1 | 0 | .300 |
| Bittner, Tim | 8-6 | 4.46 | 22 | 22 | 0 | 0 | 0 | 0 | 119.0 | 113 | 451 | 65 | 59 | 10 | 57 | 82 | .251 |
| Brunet, Mike | 1-1 | 1.42 | 2 | 2 | 0 | 0 | 0 | 0 | 12.2 | 8 | 45 | 2 | 2 | 1 | 4 | 8 | .178 |
| Collazo, Willie | 6-10 | 4.56 | 32 | 20 | 3 | 2 | 5 | 0 | 148.0 | 156 | 582 | 88 | 75 | 11 | 38 | 100 | .268 |
| Cyr, Eric | 4-3 | 3.17 | 11 | 8 | 0 | 0 | 0 | 0 | 54.0 | 48 | 201 | 23 | 19 | 5 | 15 | 44 | .239 |
| Emanuel, Brandon | 0-0 | 4.50 | 1 | 1 | 0 | 0 | 0 | 0 | 4.0 | 5 | 17 | 2 | 2 | 0 | 1 | 5 | .294 |
| Esslinger, Cam | 2-4 | 3.60 | 44 | 0 | 0 | 0 | 21 | 5 | 60.0 | 53 | 219 | 27 | 24 | 4 | 36 | 44 | .242 |
| Fischer, Rich | 3-8 | 9.57 | 19 | 9 | 0 | 0 | 1 | 0 | 52.2 | 88 | 237 | 66 | 56 | 10 | 19 | 33 | .371 |
| Gil, David | 2-7 | 7.20 | 16 | 11 | 0 | 0 | 2 | 0 | 59.2 | 98 | 259 | 62 | 48 | 9 | 24 | 37 | .378 |
| Grezlovski, Ben | 0-2 | 6.60 | 11 | 0 | 0 | 0 | 5 | 0 | 15.0 | 14 | 60 | 17 | 11 | 0 | 13 | 5 | .233 |
| Griffith, Dustin | 0-0 | 4.50 | 3 | 0 | 0 | 0 | 1 | 0 | 4.0 | 5 | 17 | 2 | 2 | 0 | 3 | 3 | .294 |
| Lee, Corey | 2-6 | 4.27 | 14 | 14 | 0 | 0 | 0 | 0 | 65.1 | 63 | 250 | 40 | 31 | 3 | 30 | 53 | .252 |
| Mizuo, Yoshitaka | 1-1 | 6.48 | 9 | 2 | 0 | 0 | 1 | 0 | 16.2 | 23 | 72 | 13 | 12 | 1 | 4 | 9 | .319 |
| Mozingo, Dan | 0-5 | 5.85 | 11 | 4 | 0 | 0 | 4 | 0 | 32.1 | 43 | 137 | 24 | 21 | 4 | 12 | 14 | .314 |
| O'Sullivan, Mark | 5-5 | 7.46 | 45 | 4 | 0 | 0 | 12 | 1 | 79.2 | 117 | 338 | 74 | 66 | 10 | 46 | 53 | .346 |
| Roberts, Nick | 2-3 | 5.54 | 12 | 11 | 0 | 0 | 0 | 0 | 66.2 | 78 | 265 | 42 | 41 | 11 | 12 | 33 | .294 |
| Rouwenhorst, Jon | 4-7 | 4.06 | 52 | 0 | 0 | 0 | 37 | 11 | 68.2 | 67 | 266 | 39 | 31 | 6 | 32 | 65 | .252 |
| Santana, Ervin | 2-1 | 3.30 | 8 | 8 | 0 | 0 | 0 | 0 | 43.2 | 41 | 168 | 19 | 16 | 3 | 18 | 48 | .244 |
| Saunders, Joe | 4-3 | 5.77 | 8 | 8 | 0 | 0 | 0 | 0 | 39.0 | 51 | 153 | 26 | 25 | 5 | 14 | 25 | .333 |
| Schneider, Scott | 3-5 | 5.29 | 54 | 2 | 0 | 0 | 16 | 0 | 95.1 | 110 | 386 | 63 | 56 | 10 | 34 | 67 | .285 |
| Smith, Cliff | 0-0 | 9.00 | 18 | 0 | 0 | 0 | 8 | 0 | 22.0 | 37 | 100 | 26 | 22 | 5 | 10 | 15 | .370 |
| Woods, Jake | 9-2 | 2.70 | 14 | 14 | 1 | 0 | 1 | 0 | 90.0 | 86 | 340 | 29 | 27 | 5 | 19 | 60 | .253 |
| TEAM TOTAL | 59-80 | 4.96 | | | | | | | | | | | | | | | .282 |



Affiliate: Houston Astros (2005)
 Years in Texas League: 1958-59, 2005 - Present

General Manager: Ken Schrom
 Media Contact: Matt Hicks
 Radio Announcer: Matt Hicks
 Station: 103.7 FM

Office / Shipping Address:
 Whataburger Field
 734 E. Port Ave.
 Corpus Christi, TX 78401

Field Staff:
 Manager: Dave Clarke
 Pitching Coach: Joe Slusarski
 Hitting Coach: John Tamargo, Jr.
 Trainer: Jamey Snodgrass

Telephone: (361) 561-4665
 Fax: (361) 561-4666
 Email Address: info@cchooks.com
 Website: www.cchooks.com

Visiting Club Hotel:
 Omni Marina Hotel
 707 N. Shoreline Dr.
 Corpus Christi, TX 78401
 Telephone: (361) 886-3553

Stadium Name (year opened):
 Whataburger Field (2005)
 Directions: I-37 South to Bayfront/Shoreline exit, let on
 Chaparral to E. Port Ave. Left at E. Port.

2005 SCHEDULE

April:
 7-10 @SA
 12-16 @FRI
 17-21 MID
 22-26 FRI
 28-30 @SPR

June:
 1-2 WCH
 3-5 TUL
 7-10 @MID
 11-15 @SA
 16-19 FRI
 21 **ASG@**
FRI

July (cont):
 19-23 @MID
 24-27 SA
 28-31 FRI

May:
 1 @SPR
 2-4 @ARK
 5-7 SPR
 8-11 ARK
 13-17 @MID
 18-22 SA
 23-25 @WCH
 26-29 @TUL
 30-31 WCH

23-26 @ARK
 27-29 @SPR

August:
 1 @FRI
 3-7 @SA
 8-10 TUL
 11-13 WCH
 15-17 @TUL
 18-21 @WCH
 23-26 @FRI
 27-30 MID
 31 SA

July:
 1-5 MID
 6-10 @FRI
 11-14 SPR
 15-17 ARK

September:
 1-4 SA



ROUND ROCK EXPRESS 2004 FINAL ROSTER

| # | PLAYER | B | T | HT | WT | DOB |
|--------------------|-------------------|---|---|------|-----|----------|
| PITCHERS | | | | | | |
| 23 | Ezequiel Astacio | R | R | 6-3 | 150 | 11/04/79 |
| 13 | Shaun Babula | S | L | 6-1 | 183 | 5/21/77 |
| 29 | Mike Burns | R | R | 6-1 | 190 | 7/14/78 |
| 8 | Jesse Carlson | L | L | 6-1 | 160 | 12/31/80 |
| 27 | Jared Gothreaux | R | R | 6-0 | 200 | 1/27/80 |
| 35 | DJ Houlton | R | R | 6-4 | 220 | 8/12/79 |
| 22 | Tim McClaskey | R | R | 5-10 | 170 | 1/11/76 |
| 33 | Denny McDaniel | L | L | 6-3 | 210 | 8/12/76 |
| 21 | Trey Poland | L | L | 6-1 | 190 | 4/03/75 |
| 32 | Greg Powell | R | R | 6-4 | 200 | 8/26/78 |
| 28 | Santiago Ramirez | R | R | 5-11 | 200 | 8/15/78 |
| 3 | Wandy Rodriguez | S | L | 5-11 | 160 | 1/18/79 |
| CATCHERS | | | | | | |
| 70 | Hector Gimenez | S | R | 5-10 | 180 | 9/28/82 |
| 20 | Mark Obradovich | S | R | 6-2 | 175 | 10/26/80 |
| INFIELDERS | | | | | | |
| 31 | Ivanon Coffie | L | R | 6-1 | 190 | 5/16/77 |
| 15 | Brooks Conrad | S | R | 5-11 | 190 | 1/16/80 |
| 59 | David Matranga | R | R | 6-0 | 170 | 1/08/77 |
| 25 | Todd Self | L | R | 6-5 | 215 | 11/09/78 |
| 26 | Junior Zamora | R | R | 6-2 | 190 | 5/03/76 |
| OUTFIELDERS | | | | | | |
| 24 | Charlton Jimerson | R | R | 6-3 | 210 | 9/22/79 |
| 9 | Mike Rodriguez | L | L | 5-10 | 180 | 10/15/80 |
| 24 | Luke Scott | L | R | 6-0 | 210 | 6/25/78 |
| 2 | Willy Taveras | R | R | 6-0 | 160 | 12/25/81 |
| 13 | Jon Topolski | L | R | 5-10 | 200 | 12/28/76 |

FIELD MANAGER: Jackie Moore




2004 Round Rock Express Batting Statistics

| PLAYER | AVG | SLG | OBP | G | AB | R | H | TB | 2B | 3B | HR | RBI | BB | SO | SB | CS |
|--------------------|------|------|------|-----|-----|----|-----|-----|----|----|-----|-----|----|-----|----|----|
| Acevedo, Anthony | .160 | .200 | .276 | 10 | 25 | 2 | 4 | 5 | 1 | 0 | 0 | 3 | 4 | 6 | 0 | 1 |
| Astacio, Ezequiel | .227 | .318 | .227 | 9 | 22 | 1 | 5 | 7 | 2 | 0 | 0 | 2 | 0 | 8 | 0 | 0 |
| Barzilla, Philip | .000 | .000 | .000 | 7 | 2 | 0 | 0 | 0 | 0 | 0 | 0 | 0 | 0 | 2 | 0 | 0 |
| Burns, Mike | .000 | .000 | .000 | 19 | 2 | 0 | 0 | 0 | 0 | 0 | 0 | 0 | 0 | 1 | 0 | 0 |
| Carlson, Jesse | .000 | .000 | .000 | 12 | 0 | 0 | 0 | 0 | 0 | 0 | 0 | 0 | 0 | 0 | 0 | 0 |
| Coffie, Ivanon | .206 | .407 | .280 | 71 | 214 | 30 | 44 | 87 | 8 | 1 | 11 | 37 | 18 | 43 | 2 | 1 |
| Conrad, Brooks | .290 | .477 | .365 | 129 | 480 | 84 | 139 | 229 | 39 | 6 | 13 | 83 | 63 | 105 | 8 | 7 |
| Gimenez, Hector | .245 | .366 | .284 | 97 | 331 | 38 | 81 | 121 | 16 | 3 | 6 | 46 | 18 | 64 | 2 | 0 |
| Gothreaux, Jared | .000 | .000 | .000 | 7 | 17 | 0 | 0 | 0 | 0 | 0 | 0 | 0 | 0 | 8 | 0 | 0 |
| Hill, Mike | .284 | .341 | .340 | 22 | 88 | 8 | 25 | 30 | 5 | 0 | 0 | 11 | 7 | 20 | 2 | 1 |
| Houlton, D.J. | .250 | .333 | .250 | 10 | 24 | 2 | 6 | 8 | 2 | 0 | 0 | 1 | 0 | 5 | 0 | 0 |
| Jimerson, Charlton | .238 | .414 | .290 | 131 | 488 | 78 | 116 | 202 | 22 | 5 | 18 | 53 | 31 | 163 | 39 | 6 |
| Matranga, David | .242 | .357 | .327 | 112 | 392 | 61 | 95 | 140 | 20 | 2 | 7 | 48 | 34 | 81 | 14 | 4 |
| McClaskey, Tim | .091 | .091 | .091 | 12 | 11 | 0 | 1 | 1 | 0 | 0 | 0 | 0 | 0 | 6 | 0 | 0 |
| McDaniel, Denny | .000 | .000 | .000 | 14 | 3 | 0 | 0 | 0 | 0 | 0 | 0 | 0 | 0 | 3 | 0 | 0 |
| Nieve, Fernando | .000 | .000 | .000 | 1 | 1 | 1 | 0 | 0 | 0 | 0 | 0 | 1 | 0 | 0 | 0 | 0 |
| Norris, Dax | .319 | .471 | .357 | 57 | 204 | 24 | 65 | 96 | 13 | 0 | 6 | 33 | 13 | 24 | 0 | 0 |
| Obradovich, Mark | .182 | .303 | .341 | 11 | 33 | 8 | 6 | 30 | 1 | 0 | 1 | 3 | 8 | 13 | 1 | 0 |
| Orie, Kevin | .329 | .579 | .384 | 22 | 76 | 12 | 25 | 44 | 7 | 0 | 4 | 20 | 7 | 12 | 1 | 0 |
| Poland, Trey | .000 | .000 | .000 | 1 | 1 | 0 | 0 | 0 | 0 | 0 | 0 | 0 | 0 | 0 | 0 | 0 |
| Powell, Greg | .000 | .000 | .000 | 9 | 7 | 0 | 0 | 0 | 0 | 0 | 0 | 0 | 0 | 2 | 0 | 0 |
| Ramirez, Santiago | .000 | .000 | .000 | 16 | 5 | 1 | 0 | 0 | 0 | 0 | 0 | 1 | 0 | 0 | 0 | 0 |
| Rodriguez, Mike | .267 | .380 | .331 | 105 | 397 | 59 | 106 | 151 | 23 | 5 | 4 | 53 | 39 | 55 | 16 | 10 |
| Rodriguez, Wandy | .154 | .231 | .143 | 10 | 13 | 0 | 2 | 3 | 1 | 0 | 0 | 3 | 0 | 5 | 0 | 0 |
| Scott, Luke | .298 | .654 | .401 | 63 | 208 | 45 | 62 | 136 | 17 | 0 | 19 | 62 | 33 | 43 | 0 | 2 |
| Self, Todd | .315 | .460 | .420 | 131 | 476 | 86 | 150 | 219 | 34 | 1 | 11 | 81 | 89 | 95 | 8 | 0 |
| Taveras, Willy | .335 | .386 | .402 | 103 | 409 | 76 | 137 | 158 | 13 | 1 | 2 | 27 | 38 | 76 | 55 | 11 |
| Topolski, Jon | .230 | .425 | .351 | 80 | 226 | 42 | 52 | 96 | 17 | 0 | 9 | 33 | 40 | 64 | 4 | 4 |
| Whiteman, Tommy | .336 | .473 | .381 | 68 | 277 | 39 | 93 | 131 | 14 | 0 | 8 | 45 | 20 | 45 | 5 | 3 |
| Zamora, Junior | .267 | .409 | .330 | 95 | 318 | 47 | 85 | 130 | 21 | 3 | 6 | 44 | 29 | 53 | 3 | 0 |
| TEAM TOTAL | .273 | | | | 744 | | | | | | 125 | 690 | | 160 | 50 | |



2004 Round Rock Express Pitching Statistics

| PLAYER | W-L | ERA | G | GS | CG | SHO | GF | SV | IP | H | AB | R | ER | HR | BB | SO | AVG |
|-------------------|-------|------|----|----|----|-----|----|----|-------|-----|-----|----|----|----|----|-----|------|
| Astacio, Ezequiel | 13-10 | 3.89 | 28 | 28 | 1 | 0 | 1 | 0 | 176.0 | 155 | 651 | 89 | 76 | 12 | 56 | 185 | .238 |
| Babula, Shaun | 0-1 | 7.04 | 4 | 0 | 0 | 0 | 1 | 0 | 7.2 | 9 | 34 | 7 | 6 | 2 | 0 | 5 | .265 |
| Barzilla, Philip | 3-1 | 2.54 | 17 | 1 | 0 | 0 | 2 | 0 | 39.0 | 33 | 143 | 13 | 11 | 2 | 17 | 31 | .231 |
| Burns, Mike | 11-3 | 1.67 | 56 | 0 | 0 | 0 | 35 | 9 | 80.2 | 63 | 293 | 18 | 15 | 1 | 15 | 94 | .215 |
| Carlson, Jesse | 5-0 | 5.04 | 41 | 0 | 0 | 0 | 19 | 1 | 55.1 | 57 | 215 | 33 | 31 | 5 | 21 | 51 | .265 |
| Gothreauz, Jared | 9-7 | 3.96 | 27 | 24 | 2 | 0 | 3 | 0 | 157.0 | 172 | 616 | 82 | 69 | 16 | 35 | 110 | .279 |
| Harville, Chad | 0-0 | 0.00 | 2 | 2 | 0 | 0 | 0 | 0 | 3.0 | 0 | 8 | 0 | 0 | 0 | 2 | 2 | .000 |
| Houlton, D.J. | 12-5 | 2.94 | 28 | 28 | 3 | 1 | 3 | 0 | 159.0 | 141 | 595 | 59 | 52 | 14 | 47 | 159 | .237 |
| McClaskey, Tim | 7-9 | 4.62 | 34 | 19 | 0 | 0 | 3 | 2 | 140.1 | 148 | 553 | 81 | 72 | 17 | 36 | 84 | .268 |
| McDaniel, Denny | 4-3 | 3.36 | 48 | 0 | 0 | 0 | 11 | 2 | 75.0 | 66 | 282 | 30 | 28 | 5 | 24 | 69 | .234 |
| Nieve, Fernando | 2-0 | 1.56 | 3 | 3 | 0 | 0 | 0 | 0 | 17.1 | 12 | 61 | 4 | 3 | 0 | 8 | 17 | .197 |
| Pettitte, Andy | 0-0 | 2.25 | 2 | 2 | 0 | 0 | 0 | 0 | 8.0 | 4 | 28 | 2 | 2 | 1 | 2 | 9 | .143 |
| Poland, Trey | 0-0 | 3.09 | 6 | 0 | 0 | 0 | 2 | 0 | 11.2 | 11 | 43 | 4 | 4 | 1 | 5 | 7 | .256 |
| Powell, Greg | 2-5 | 8.26 | 26 | 8 | 0 | 0 | 6 | 0 | 68.2 | 110 | 293 | 65 | 63 | 7 | 33 | 28 | .375 |
| Ramirez, Santiago | 6-4 | 2.63 | 55 | 0 | 0 | 0 | 50 | 32 | 78.8 | 71 | 291 | 24 | 23 | 2 | 38 | 83 | .244 |
| Rodriguez, Wandy | 11-6 | 4.48 | 26 | 25 | 1 | 0 | 1 | 0 | 142.2 | 159 | 562 | 77 | 71 | 15 | 57 | 115 | .283 |
| Saladin, Miguel | 1-0 | 0.00 | 3 | 0 | 0 | 0 | 2 | 1 | 5.0 | 3 | 16 | 1 | 0 | 0 | 2 | 6 | .188 |
| Sampson, Chris | 0-0 | 0.00 | 1 | 0 | 0 | 0 | 0 | 0 | 2.0 | 3 | 8 | 0 | 0 | 0 | 0 | 1 | .375 |
| TEAM TOTAL | 86-54 | 3.86 | | | | | | | | | | | | | | | .259 |



Affiliate: Texas Rangers (2003)
 Years in Texas League: 2003 - Present

Office / Shipping Address:
 7300 RoughRiders Trail
 Frisco, TX 75034

Telephone: (972) 731-9200
 Fax: (972) 731-5355
 Email Address: info@ridersbaseball.com
 Website: www.ridersbaseball.com

Stadium Name (year opened):
 Dr. Pepper/Seven Up Ballpark (2003)
 Location: Northeast corner of Dallas North Tollway and
 State Highway 121.

General Manager: Mike McCall
 Media Contact: Scott Garner
 Radio Announcer: Scott Garner
 Station: 1700 AM & 104.1 FM

Field Staff:
 Manager: Tim Ireland
 Pitching Coach: Steve Luebber
 Hitting Coach: Paul Carey
 Trainer: TBA

Visiting Club Hotel:
 Embassy Suites
 7600 John Q. Hammons Dr.
 Frisco, TX 73034
 Telephone: (972) 712-7200

2005 SCHEDULE

April:
 7-10 @MID
 12-16 CC
 17-21 @SA
 22-26 @CC
 28-30 TUL

May:
 1 TUL
 2-4 WCH
 5-7 @TUL
 8-11 @WCH
 13-17 SA
 18-22 MID
 23-25 @ARK
 26-29 SPR
 30-31 ARK

June:
 1-2 ARK
 3-5 @SPR
 7-10 SA
 11-15 @MID
 16-19 @CC
 21 **ASG@**
FRI
 23-26 WCH
 27-29 TUL
 30 @SA

July:
 1-4 @SA
 6-10 CC
 11-14 @TUL
 15-17 @WCH

July (cont):
 19-23 SA
 24-27 MID
 28-31 @CC

August:
 1 @CC
 3-7 @MID
 8-10 SPR
 11-13 ARK
 14-17 @SPR
 18-21 @ARK
 23-26 CC
 27-30 @SA
 31 MID

September:
 1-4 MID



FRISCO ROUGHRIDERS 2004 FINAL ROSTER

| # | PLAYER | B | T | HT | WT | DOB |
|-----------------|-----------------|---|---|------|-----|----------|
| PITCHERS | | | | | | |
| 17 | Jason Andrew | R | R | 6-1 | 160 | 1/29/80 |
| 9 | Ray Beasley | R | L | 5-11 | 160 | 10/26/76 |
| 18 | Erick Burke | L | L | 6-4 | 230 | 8/14/77 |
| 30 | Kelvin Jimenez | R | R | 6-0 | 178 | 10/27/80 |
| 39 | Ben Kozlowski | L | L | 6-6 | 220 | 8/16/80 |
| 43 | Luis Marcano | R | R | 6-0 | 170 | 1/12/81 |
| 19 | Nick Masset | R | R | 6-4 | 190 | 5/17/82 |
| 35 | Edwin Moreno | R | R | 6-1 | 200 | 5/25/78 |
| 36 | Jeff Nelson | R | R | 6-8 | 225 | 11/17/66 |
| 29 | Steven Rowe | R | R | 6-3 | 216 | 7/17/80 |
| 24 | Josh Rupe | R | R | 6-2 | 198 | 8/18/82 |
| 14 | Erik Thompson | R | R | 5-9 | 197 | 6/23/82 |
| 31 | Justin Thompson | L | L | 6-4 | 210 | 3/08/73 |

| # | PLAYER | B | T | HT | WT | DOB |
|-----------------|----------------|---|---|-----|-----|---------|
| CATCHERS | | | | | | |
| 11 | Brian Esposito | R | R | 6-1 | 190 | 2/24/79 |
| 20 | Julio Mosquera | R | R | 6-0 | 190 | 1/29/72 |

| # | PLAYER | B | T | HT | WT | DOB |
|-------------------|------------------|---|---|------|-----|---------|
| INFIELDERS | | | | | | |
| 16 | Andrew Beinbrink | R | R | 6-3 | 200 | 9/24/76 |
| 25 | Jason Botts | S | R | 6-5 | 253 | 7/26/80 |
| 7 | Jason Bourgeois | R | R | 5-9 | 185 | 1/04/82 |
| 5 | Edgar Gonzalez | R | R | 5-11 | 183 | 6/14/78 |
| 22 | Ian Kinsler | R | R | 6-0 | 175 | 6/22/82 |

| # | PLAYER | B | T | HT | WT | DOB |
|--------------------|-----------------|---|---|------|-----|----------|
| OUTFIELDERS | | | | | | |
| 4 | Rick Asadoorian | R | R | 6-1 | 202 | 8/23/80 |
| 10 | Mike Curry | L | R | 5-10 | 190 | 2/15/77 |
| 12 | Rashad Eldridge | S | R | 5-11 | 211 | 10/16/81 |
| 26 | Tyodus Meadows | R | R | 6-0 | 235 | 9/05/77 |
| 23 | Juan Senreiso | R | R | 6-1 | 170 | 8/04/81 |
| 23 | Will Smith | R | R | 5-11 | 180 | 5/07/77 |

FIELD MANAGER: Tim Ireland



2004 Frisco RoughRiders Batting Statistics

| PLAYER | AVG | SLG | OBP | G | AB | R | H | TB | 2B | 3B | HR | RBI | BB | SO | SB | CS |
|---------------------|------|------|------|-----|-----|----|-----|-----|----|-----|-----|-----|----|-----|----|----|
| Asadoorian, Rick | .288 | .450 | .328 | 81 | 229 | 28 | 66 | 103 | 14 | 7 | 3 | 27 | 13 | 60 | 9 | 0 |
| Beinbrink, Andrew | .257 | .360 | .351 | 60 | 175 | 23 | 45 | 63 | 9 | 0 | 3 | 25 | 27 | 39 | 5 | 5 |
| Botts, Jason | .293 | .507 | .399 | 133 | 481 | 85 | 141 | 244 | 25 | 3 | 24 | 92 | 77 | 126 | 7 | 4 |
| Bourgeois, Jason | .255 | .328 | .313 | 138 | 530 | 73 | 135 | 174 | 19 | 7 | 2 | 58 | 44 | 81 | 30 | 10 |
| Boyd, Patrick | .188 | .341 | .282 | 69 | 223 | 28 | 42 | 76 | 7 | 3 | 7 | 28 | 20 | 76 | 5 | 2 |
| Clark, Daryl | .222 | .278 | .317 | 21 | 54 | 2 | 12 | 15 | 3 | 0 | 0 | 4 | 8 | 16 | 0 | 1 |
| Curry, Mike | .271 | .352 | .341 | 54 | 199 | 38 | 54 | 70 | 7 | 0 | 3 | 17 | 20 | 44 | 20 | 6 |
| Eldridge, Rashad | .284 | .376 | .381 | 108 | 348 | 64 | 99 | 131 | 16 | 5 | 2 | 31 | 50 | 94 | 14 | 5 |
| Esposito, Brian | .207 | .283 | .232 | 31 | 92 | 11 | 19 | 26 | 4 | 0 | 1 | 11 | 4 | 27 | 0 | 1 |
| Gonzalez, Edgar | .289 | .434 | .355 | 106 | 394 | 58 | 114 | 171 | 25 | 4 | 8 | 55 | 36 | 83 | 6 | 2 |
| Jordan, Brian | .158 | .211 | .158 | 6 | 19 | 1 | 3 | 4 | 1 | 0 | 0 | 0 | 0 | 6 | 0 | 0 |
| Kinsler, Ian | .300 | .480 | .400 | 71 | 277 | 51 | 83 | 133 | 21 | 1 | 9 | 46 | 32 | 47 | 7 | 4 |
| McDougall, Marshall | .315 | .493 | .383 | 18 | 73 | 17 | 23 | 36 | 7 | 0 | 2 | 14 | 8 | 12 | 0 | 0 |
| McKinley, Josh | .212 | .365 | .321 | 45 | 137 | 18 | 29 | 50 | 4 | 1 | 5 | 18 | 20 | 44 | 0 | 3 |
| Meadows, Tydus | .285 | .512 | .380 | 99 | 344 | 55 | 98 | 176 | 20 | 2 | 18 | 69 | 47 | 72 | 3 | 1 |
| Mench, Kevin | .313 | .500 | .353 | 4 | 16 | 3 | 5 | 8 | 0 | 0 | 1 | 1 | 1 | 0 | 0 | 0 |
| Meyer, Drew | .241 | .310 | .309 | .59 | 232 | 35 | 56 | 72 | 6 | 2 | 2 | 13 | 22 | 43 | 4 | 2 |
| Mosquera, Julio | .310 | .552 | .375 | 31 | 116 | 23 | 36 | 64 | 4 | 0 | 8 | 36 | 9 | 17 | 0 | 0 |
| Nix, Laynce | .269 | .308 | .296 | 7 | 26 | 2 | 7 | 8 | 1 | 0 | 0 | 2 | 1 | 10 | 0 | 1 |
| Perez, Santiago | .387 | .694 | .452 | 28 | 111 | 28 | 43 | 77 | 11 | 4 | 5 | 19 | 11 | 30 | 4 | 3 |
| Perry, Herbert | .414 | .517 | .455 | 8 | 29 | 4 | 12 | 15 | 3 | 0 | 0 | 4 | 3 | 7 | 0 | 0 |
| Raymundo, G.J. | .288 | .423 | .373 | 19 | 52 | 5 | 15 | 22 | 0 | 2 | 1 | 15 | 5 | 11 | 0 | 1 |
| Senreiso, Juan | .348 | .543 | .375 | 11 | 46 | 7 | 16 | 25 | 1 | 1 | 2 | 5 | 2 | 7 | 0 | 1 |
| Smith, Dustin | .081 | .081 | .128 | 16 | 37 | 2 | 3 | 3 | 0 | 0 | 0 | 2 | 2 | 11 | 0 | 0 |
| Smith, Jeff | .330 | .439 | .389 | 69 | 221 | 23 | 73 | 97 | 15 | 0 | 3 | 28 | 20 | 32 | 0 | 0 |
| Smith, Will | .283 | .438 | .328 | 87 | 315 | 48 | 89 | 138 | 19 | 3 | 8 | 57 | 21 | 46 | 6 | 5 |
| Teixeira, Mark | .000 | .000 | .250 | 1 | 3 | 0 | 0 | 0 | 0 | 0 | 0 | 0 | 0 | 1 | 0 | 0 |
| Waldron, Jeff | .317 | .341 | .378 | 12 | 41 | 4 | 13 | 14 | 1 | 0 | 0 | 4 | 2 | 8 | 0 | 0 |
| TEAM TOTAL | .276 | | | | 736 | | | | | 117 | 681 | | | 120 | 57 | |



2004 Frisco RoughRiders Pitching Statistics

| PLAYER | W-L | ERA | G | GS | CG | SHO | GF | SV | IP | H | AB | R | ER | HR | BB | SO | AVG |
|------------------|-------|-------|----|----|----|-----|----|----|-------|-----|-----|----|----|----|----|-----|------|
| Andrew, Jason | 3-0 | 3.31 | 24 | 2 | 0 | 0 | 13 | 1 | 49.0 | 46 | 183 | 22 | 18 | 7 | 21 | 36 | .251 |
| Beasley, Ray | 3-0 | 3.00 | 42 | 0 | 0 | 0 | 19 | 8 | 51.0 | 43 | 191 | 22 | 17 | 4 | 17 | 43 | .225 |
| Benoit, Joaquin | 0-0 | 0.00 | 1 | 1 | 0 | 0 | 0 | 0 | 2.0 | 0 | 6 | 0 | 0 | 0 | 0 | 6 | .000 |
| Bierbrodt, Nick | 1-2 | 4.68 | 5 | 5 | 0 | 0 | 0 | 0 | 25.0 | 29 | 99 | 14 | 13 | 1 | 11 | 21 | .293 |
| Brocail, Doug | 0-0 | 2.08 | 1 | 1 | 0 | 0 | 0 | 0 | 4.1 | 2 | 14 | 1 | 1 | 1 | 0 | 6 | .143 |
| Burke, Erick | 4-2 | 1.77 | 25 | 0 | 0 | 0 | 5 | 0 | 40.2 | 32 | 148 | 11 | 8 | 2 | 20 | 35 | .216 |
| Callaway, Mickey | 2-0 | 0.00 | 2 | 2 | 0 | 0 | 0 | 0 | 12.0 | 3 | 35 | 0 | 0 | 0 | 4 | 9 | .086 |
| Dickey, R.A. | 1-1 | 1.98 | 4 | 4 | 0 | 0 | 0 | 0 | 13.2 | 16 | 56 | 5 | 3 | 0 | 1 | 9 | .286 |
| Dittfurth, Ryan | 0-0 | 12.60 | 3 | 0 | 0 | 0 | 0 | 0 | 5.0 | 8 | 22 | 7 | 7 | 1 | 6 | 4 | .364 |
| Dominguez, Juan | 0-0 | 1.08 | 3 | 2 | 0 | 0 | 0 | 0 | 8.1 | 4 | 28 | 1 | 1 | 0 | 1 | 11 | .143 |
| Francisco, Frank | 1-3 | 2.55 | 15 | 0 | 0 | 0 | 14 | 6 | 17.2 | 7 | 59 | 6 | 5 | 1 | 10 | 30 | .119 |
| Gardner, Hayden | 1-0 | 9.00 | 9 | 0 | 0 | 0 | 4 | 0 | 13.0 | 14 | 48 | 14 | 13 | 2 | 12 | 8 | .292 |
| Hogan, Gary | 0-0 | 0.00 | 2 | 0 | 0 | 0 | 2 | 0 | 4.0 | 1 | 13 | 0 | 0 | 0 | 3 | 3 | .077 |
| Hudgins, John | 5-3 | 3.13 | 12 | 12 | 0 | 0 | 0 | 0 | 69.0 | 57 | 252 | 29 | 24 | 12 | 18 | 64 | .226 |
| Hughes, Michael | 2-3 | 4.73 | 16 | 0 | 0 | 0 | 6 | 1 | 26.2 | 29 | 104 | 17 | 14 | 3 | 12 | 30 | .279 |
| Hughes, Travis | 1-3 | 2.95 | 24 | 0 | 0 | 0 | 13 | 6 | 36.2 | 34 | 142 | 17 | 12 | 1 | 21 | 38 | .239 |
| Jimenez, Kelvin | 3-5 | 4.53 | 26 | 21 | 0 | 0 | 0 | 0 | 129.0 | 135 | 505 | 76 | 65 | 13 | 67 | 101 | .267 |
| Keller, Kris | 1-0 | 7.79 | 14 | 0 | 0 | 0 | 8 | 1 | 17.1 | 25 | 74 | 15 | 15 | 2 | 4 | 13 | .338 |
| Kozlowski, Ben | 3-2 | 4.89 | 8 | 7 | 0 | 0 | 1 | 1 | 38.2 | 38 | 141 | 25 | 21 | 5 | 20 | 23 | .270 |
| Loe, Kameron | 7-7 | 3.10 | 19 | 19 | 0 | 0 | 0 | 0 | 113.1 | 122 | 435 | 42 | 39 | 5 | 29 | 97 | .280 |
| Marcano, Luis | 2-2 | 5.46 | 18 | 0 | 0 | 0 | 9 | 0 | 29.2 | 33 | 116 | 19 | 18 | 1 | 17 | 14 | .284 |
| Masset, Nick | 1-0 | 1.80 | 2 | 1 | 0 | 0 | 0 | 0 | 10.0 | 8 | 33 | 2 | 2 | 0 | 4 | 8 | .242 |
| Moreno, Edwin | 5-6 | 6.04 | 18 | 13 | 0 | 0 | 1 | 0 | 70.0 | 90 | 286 | 51 | 47 | 8 | 18 | 37 | .315 |
| Narron, Sam | 6-0 | 2.36 | 13 | 8 | 0 | 0 | 0 | 0 | 53.1 | 56 | 212 | 23 | 14 | 6 | 10 | 27 | .264 |
| Nelson, Jeff | 0-0 | 2.45 | 3 | 3 | 0 | 0 | 0 | 0 | 3.2 | 2 | 13 | 1 | 1 | 0 | 1 | 3 | .154 |
| Park, Chan Ho | 0-2 | 8.74 | 2 | 2 | 0 | 0 | 0 | 0 | 11.1 | 16 | 45 | 11 | 11 | 1 | 5 | 5 | .356 |
| Rowe, Steven | 8-2 | 3.59 | 54 | 0 | 0 | 0 | 19 | 3 | 82.2 | 63 | 305 | 38 | 33 | 12 | 34 | 72 | .207 |
| Rupe, Josh | 2-2 | 4.38 | 7 | 6 | 0 | 0 | 0 | 0 | 37.0 | 41 | 148 | 23 | 18 | 5 | 16 | 16 | .277 |
| Stamler, Keith | 0-0 | 0.00 | 4 | 0 | 0 | 0 | 0 | 0 | 9.1 | 4 | 29 | 0 | 0 | 0 | 2 | 7 | .138 |
| Sylvester, Billy | 4-1 | 2.34 | 30 | 0 | 0 | 0 | 24 | 12 | 42.1 | 21 | 146 | 14 | 11 | 4 | 22 | 62 | .144 |
| Thompson, Erik | 6-6 | 2.98 | 15 | 15 | 1 | 1 | 1 | 0 | 90.2 | 78 | 340 | 35 | 30 | 10 | 14 | 65 | .229 |
| Thompson, Justin | 3-2 | 2.61 | 23 | 0 | 0 | 0 | 3 | 0 | 38.0 | 35 | 140 | 19 | 11 | 3 | 11 | 26 | .250 |
| Young, Chris | 6-5 | 4.48 | 18 | 18 | 0 | 0 | 0 | 0 | 88.1 | 94 | 349 | 48 | 44 | 9 | 31 | 75 | .269 |
| TEAM TOTAL | 81-59 | 3.74 | | | | | | | | | | | | | | | .251 |



Affiliate: Oakland Athletics (1999)
 Years in Texas League: 1972 - Present

Office / Shipping Address:
 First American Bank Ballpark
 5514 N. Champions Dr.
 Midland, TX 79706

Telephone: (432) 520-2255
 Fax: (432) 520-8326
 Email Address: rockhounds@nwol.net
 Website: www.midlandrockhounds.org

Stadium Name (year opened):
 First American Bank Ballpark (2002)
 Location: Corner of Loop 250 and Highway 191

General Manager: Monty Hoppel
 Media Contact: Bob Hards
 Radio Announcer: Bob Hards
 Station: 550 AM

Field Staff:
 Manager: Von Hayes
 Pitching Coach: Jim Coffman
 Hitting Coach: Eddie Williams
 Trainer: Javier Alvidrez

Visiting Club Hotel:
 Holiday Inn Hotel and Suites
 4300 W. Highway 80
 Midland, TX 79703
 Telephone: (432) 697-3181

2005 SCHEDULE

April:

7-10 FRI
 12-16 SA
 17-21 @CC
 22-26 @SA
 28-30 WCH

May:

1 WCH
 2-4 TUL
 5-7 @WCH
 8-11 @TUL
 13-17 CC
 18-22 @FRI
 23-25 SPR
 26-29 ARK
 30-31 @SPR

June:

1-2 @SPR
 3-5 @ARK
 7-10 CC
 11-15 FRI
 16-19 @SA
 21 **ASG@**

23-25 @TUL
 27-29 WCH

July:

1-5 @CC
 6-10 SA
 11-14 @WCH
 15-18 TUL

July (cont):

19-23 CC
 24-27 @FRI
 28-31 @SA

August:

1 @SA
 3-7 FRI
 8-10 ARK
 11-13 @SPR
 15-17 @ARK (16-DH)
 18-21 SPR
 23-26 SA
 27-30 @CC
 31 @FRI

September:

1-4 @FRI



MIDLAND ROCKHOUNDS 2004 FINAL ROSTER

| # | PLAYER | B | T | HT | WT | DOB |
|--------------------|-------------------|---|---|------|-----|----------|
| PITCHERS | | | | | | |
| 55 | Shane Bazzell | L | R | 6-2 | 180 | 3/02/79 |
| 10 | Steven Bondurant | L | L | 6-0 | 185 | 3/03/80 |
| 34 | Kyle Crowell | R | R | 6-0 | 190 | 6/16/79 |
| 14 | Drew Dickinson | L | L | 6-2 | 170 | 12/13/79 |
| 32 | Ben Fritz | R | R | 6-4 | 225 | 3/29/81 |
| 12 | Shane Komine | R | R | 5-9 | 175 | 10/18/80 |
| 20 | Nick Mattioni | R | R | 6-2 | 205 | 3/14/79 |
| 46 | Stephen Obenchain | R | R | 6-5 | 210 | 7/29/81 |
| 35 | Mike Oquist | R | R | 6-2 | 190 | 5/30/68 |
| 30 | Trevor Sansom | R | R | 6-4 | 190 | 5/06/76 |
| 16 | Steve Smyth | L | L | 6-1 | 200 | 6/03/78 |
| 31 | Bert Snow | R | R | 6-1 | 200 | 3/23/77 |
| 50 | Shawn Sonnier | R | R | 6-5 | 220 | 7/05/76 |
| 17 | Brad Weis | L | L | 5-11 | 180 | 11/29/77 |
| CATCHERS | | | | | | |
| 33 | John Baker | L | R | 6-1 | 215 | 1/20/81 |
| 18 | Jeremy Brown | R | R | 6-1 | 210 | 1/03/79 |
| 41 | Steve Jackson | R | R | 6-5 | 235 | 12/13/77 |
| INFIELDERS | | | | | | |
| 25 | Ramon Castro | S | R | 6-0 | 190 | 10/23/79 |
| 23 | Brant Colamarino | L | L | 5-11 | 205 | 12/04/80 |
| 19 | Francis Gomez | R | R | 6-1 | 165 | 9/02/81 |
| 10 | Matt Howe | R | R | 6-1 | 200 | 9/16/76 |
| 15 | Mark Kiger | R | R | 5-11 | 180 | 5/30/80 |
| 21 | John McCurdy | R | R | 6-2 | 195 | 4/17/81 |
| OUTFIELDERS | | | | | | |
| 47 | Matt Allegra | R | R | 6-3 | 195 | 8/10/81 |
| 18 | Nelson Cruz | R | R | 6-3 | 175 | 7/01/81 |
| 7 | Brian Sellier | L | R | 6-0 | 200 | 1/12/78 |
| 2 | Steve Stanley | L | L | 5-8 | 155 | 12/23/79 |

FIELD MANAGER: Webster Garrison



2004 Midland RockHounds Batting Statistics

| PLAYER | AVG | SLG | OBP | G | AB | R | H | TB | 2B | 3B | HR | RBI | BB | SO | SB | CS |
|-------------------|------|------|------|-----|-----|----|-----|-----|----|----|-----|-----|----|-----|----|----|
| Acosta, Jesse | .167 | .154 | .8 | 12 | 4 | 2 | 2 | 0 | 0 | 0 | 0 | 2 | 0 | 2 | 0 | 0 |
| Allegra, Matt | .382 | .574 | .425 | 18 | 68 | 10 | 26 | 39 | 8 | 1 | 1 | 13 | 4 | 19 | 1 | 1 |
| Baker, John | .280 | .478 | .355 | 117 | 439 | 67 | 123 | 210 | 32 | 5 | 15 | 78 | 37 | 94 | 0 | 2 |
| Brown, Jeremy | .256 | .357 | .361 | 122 | 446 | 59 | 114 | 159 | 27 | 0 | 6 | 49 | 71 | 80 | 2 | 1 |
| Bynum, Freddie | .268 | .358 | .332 | 65 | 265 | 38 | 71 | 95 | 13 | 4 | 1 | 22 | 24 | 56 | 18 | 7 |
| Castro, Ramon | .247 | .333 | .348 | 28 | 93 | 16 | 23 | 31 | 2 | 3 | 0 | 12 | 12 | 18 | 3 | 2 |
| Colamarino, Brant | .272 | .434 | .331 | 78 | 309 | 40 | 84 | 134 | 22 | 2 | 8 | 50 | 27 | 60 | 0 | 0 |
| Cruz, Nelson | .313 | .542 | .377 | 67 | 262 | 51 | 82 | 142 | 14 | 2 | 14 | 46 | 26 | 69 | 8 | 3 |
| Gomez, Francis | .236 | .326 | .297 | 103 | 347 | 48 | 82 | 113 | 13 | 3 | 4 | 39 | 27 | 84 | 10 | 4 |
| Howe, Matt | .129 | .161 | .229 | 9 | 31 | 0 | 4 | 5 | 1 | 0 | 0 | 1 | 4 | 5 | 0 | 0 |
| Jackson, Steve | .243 | .425 | .302 | 73 | 247 | 28 | 60 | 105 | 12 | 0 | 11 | 39 | 18 | 62 | 0 | 2 |
| Kiger, Mark | .263 | .355 | .369 | 126 | 487 | 78 | 128 | 173 | 24 | 3 | 5 | 47 | 78 | 96 | 12 | 6 |
| McCurdy, John | .249 | .364 | .284 | 100 | 349 | 40 | 87 | 127 | 20 | 1 | 6 | 43 | 17 | 100 | 4 | 4 |
| Menechino, Frank | .308 | .308 | .400 | 4 | 13 | 1 | 4 | 4 | 0 | 0 | 0 | 0 | 2 | 1 | 0 | 0 |
| Myers, Casey | .206 | .206 | .250 | 10 | 34 | 3 | 7 | 7 | 0 | 0 | 0 | 2 | 1 | 9 | 0 | 0 |
| Perry, Jason | .198 | .321 | .275 | 28 | 81 | 11 | 16 | 26 | 5 | 1 | 1 | 11 | 4 | 23 | 3 | 1 |
| Quintanilla, Omar | .351 | .521 | .419 | 23 | 94 | 20 | 33 | 49 | 10 | 0 | 2 | 20 | 10 | 9 | 2 | 0 |
| Sellier, Brian | .279 | .389 | .366 | 130 | 491 | 75 | 137 | 191 | 30 | 6 | 4 | 62 | 67 | 86 | 13 | 4 |
| Stanley, Steve | .419 | .507 | .480 | 36 | 148 | 32 | 62 | 75 | 7 | 3 | 0 | 21 | 20 | 20 | 6 | 5 |
| Teahen, Mark | .335 | .543 | .419 | 53 | 197 | 31 | 66 | 107 | 15 | 4 | 6 | 36 | 29 | 44 | 0 | 0 |
| Weber, Jon | .280 | .468 | .354 | 111 | 421 | 64 | 118 | 197 | 24 | 5 | 15 | 68 | 46 | 103 | 10 | 5 |
| TEAM TOTAL | .275 | | | | 716 | | | | | 99 | 661 | | | 92 | 47 | |



2004 Midland RockHounds Pitching Statistics

| PLAYER | W-L | ERA | G | GS | CG | SHO | GF | SV | IP | H | AB | R | ER | HR | BB | SO | AVG |
|--------------------|-------|-------|----|----|----|-----|----|----|-------|-----|-----|-----|----|----|----|----|------|
| Bazzell, Shane | 15-3 | 3.03 | 34 | 14 | 0 | 0 | 8 | 2 | 119.0 | 105 | 440 | 52 | 40 | 11 | 36 | 86 | .239 |
| Bondurant, Steven | 2-3 | 6.39 | 7 | 7 | 0 | 0 | 0 | 0 | 38.0 | 43 | 149 | 29 | 27 | 1 | 14 | 29 | .289 |
| Coleman, Jeff | 0-0 | 15.63 | 5 | 0 | 0 | 0 | 1 | 0 | 6.1 | 16 | 36 | 13 | 11 | 1 | 2 | 5 | .444 |
| Crowell, Kyle | 2-0 | 4.54 | 40 | 0 | 0 | 0 | 17 | 0 | 67.1 | 78 | 265 | 40 | 34 | 4 | 29 | 70 | .294 |
| Dickinson, Drew | 8-11 | 4.90 | 27 | 26 | 2 | 1 | 2 | 0 | 147.0 | 198 | 605 | 90 | 80 | 16 | 46 | 75 | .327 |
| Fritz, Ben | 7-4 | 5.63 | 20 | 20 | 1 | 0 | 1 | 0 | 104.0 | 118 | 408 | 69 | 65 | 5 | 50 | 77 | .289 |
| Garcia, Jairo | 2-0 | 1.50 | 13 | 0 | 0 | 0 | 9 | 2 | 18.0 | 10 | 62 | 3 | 3 | 0 | 15 | 32 | .161 |
| Gwyn, Marcus | 3-4 | 2.94 | 44 | 0 | 0 | 0 | 27 | 13 | 67.1 | 59 | 248 | 25 | 22 | 3 | 19 | 72 | .238 |
| Komine, Shane | 4-5 | 4.77 | 17 | 17 | 0 | 0 | 0 | 0 | 94.1 | 103 | 370 | 56 | 50 | 10 | 28 | 65 | .278 |
| Mabeus, Chris | 4-0 | 1.99 | 20 | 0 | 0 | 0 | 18 | 11 | 22.2 | 23 | 88 | 5 | 5 | 0 | 2 | 27 | .261 |
| Mattioni, Nick | 1-3 | 2.93 | 19 | 0 | 0 | 0 | 9 | 3 | 30.2 | 24 | 109 | 12 | 10 | 3 | 17 | 15 | .220 |
| Obenchain, Stephen | 2-2 | 5.11 | 17 | 2 | 0 | 0 | 3 | 1 | 37.0 | 42 | 143 | 22 | 21 | 2 | 11 | 32 | .294 |
| Oquist, Mike | 2-5 | 6.11 | 27 | 7 | 0 | 0 | 11 | 0 | 63.1 | 76 | 255 | 47 | 43 | 7 | 24 | 34 | .298 |
| Sansom, Trevor | 0-2 | 2.70 | 16 | 2 | 0 | 0 | 5 | 0 | 33.1 | 27 | 113 | 12 | 10 | 3 | 15 | 29 | .239 |
| Smyth, Steve | 5-4 | 4.70 | 20 | 9 | 0 | 0 | 3 | 1 | 59.1 | 56 | 225 | 36 | 31 | 10 | 38 | 45 | .249 |
| Snow, Bert | 1-3 | 2.59 | 20 | 0 | 0 | 0 | 5 | 0 | 31.1 | 25 | 110 | 13 | 9 | 3 | 6 | 21 | .227 |
| Sonnier, Shawn | 3-3 | 2.95 | 45 | 0 | 0 | 0 | 11 | 0 | 76.1 | 70 | 278 | 29 | 25 | 8 | 22 | 69 | .252 |
| Street, Huston | 1-0 | 1.35 | 10 | 0 | 0 | 0 | 8 | 3 | 13.1 | 10 | 46 | 2 | 2 | 0 | 3 | 14 | .217 |
| Weis, Brad | 7-12 | 5.78 | 28 | 28 | 0 | 0 | 0 | 0 | 146.1 | 173 | 573 | 106 | 94 | 10 | 69 | 70 | .302 |
| Ziegler, Mike | 3-3 | 3.42 | 8 | 8 | 0 | 0 | 0 | 0 | 52.2 | 42 | 189 | 22 | 20 | 4 | 11 | 35 | .222 |
| TEAM TOTAL | 72-68 | 4.47 | | | | | | | | | | | | | | | .276 |



Affiliate: Seattle Mariners (2001)
 Years in Texas League: 1888, 1892,
 1895-99, 1907-42, 1946-64, 1968 - Present

Office / Shipping Address:
 Nelson W. Wolff Municipal Stadium
 5757 Highway 90 West
 San Antonio, TX 78227

Telephone: (210) 675-7275
 Fax: (210) 670-0001
 Email Address: sainfo@samissions.com
 Website: www.samissions.com

Stadium Name (year opened):
 Nelson W. Wolff Municipal Stadium
 Location: Highway 90 West at Callaghan

General Manager: Dave Gasaway
 Media Contact: Mickey Holt
 Radio Announcers:
 Roy Acuff and Stu Paul
 Station: 680 AM

Field Staff:
 Manager: Dave Brundage
 Pitching Coach: Dwight Bernard
 Hitting Coach: Gary Thurman
 Trainer: Chris Gorosic

Visiting Club Hotel:
 Red Roof Inn
 1011 E. Houston St.
 San Antonio, TX 78205
 Telephone: (210) 229-9973

2005 SCHEDULE

April:

7-10 CC
 12-16 @MID
 17-21 FRI
 22-26 MID
 28-30 @ARK

May:

1 @ARK
 2-4 @SPR
 5-7 ARK
 8-11 SPR
 13-17 @FRI
 18-22 @CC
 23-25 TUL
 26-29 WCH
 30-31 @TUL

June:

1-2 @TUL
 3-5 @WCH
 7-10 @FRI
 11-15 CC
 16-19 MID
 21 ASG@
 FRI
 23-26 @SPR
 27-29 @ARK
 30 FRI

July:

1-4 FRI
 6-10 @MID
 11-14 ARK
 15-17 SPR

July (cont):

19-23 @FRI
 24-27 CC
 28-31 MID

August:

1 MID
 3-6 CC
 8-10 WCH
 12-14 @TUL
 15-17 @WCH (16-DH)
 18-21 TUL
 23-26 @MID
 27-30 FRI
 31 @CC

September:

1-4 @CC



SAN ANTONIO MISSIONS

2004 FINAL ROSTER

| # | PLAYER | B | T | HT | WT | DOB |
|--------------------|-------------------|---|---|------|-----|----------|
| PITCHERS | | | | | | |
| 21 | Chris Buglovsky | L | R | 6-2 | 165 | 11/22/79 |
| 30 | Ben Christensen | R | R | 6-4 | 210 | 2/07/78 |
| 38 | Renee Cortez | R | R | 6-4 | 170 | 12/09/82 |
| 53 | Phil Devey | L | L | 6-0 | 170 | 5/31/77 |
| 27 | Juan Done | R | R | 6-2 | 220 | 10/02/80 |
| 35 | Rich Dorman | R | R | 6-2 | 210 | 9/30/78 |
| 56 | Emiliano Fruto | R | R | 6-3 | 170 | 6/06/84 |
| 40 | Rick Guttormson | R | R | 6-2 | 180 | 1/11/77 |
| 34 | Felix Hernandez | R | R | 6-3 | 170 | 4/08/86 |
| 25 | Chris Key | R | L | 6-3 | 210 | 10/30/77 |
| 62 | Allen Levraut | R | R | 6-3 | 240 | 8/15/77 |
| 30 | Tim Rall | R | L | 6-0 | 200 | 9/30/79 |
| 61 | Aaron Taylor | R | R | 6-8 | 240 | 8/20/77 |
| 6 | Jared Thomas | L | L | 6-3 | 220 | 7/28/80 |
| CATCHERS | | | | | | |
| 30 | Brian Moon | S | R | 6-0 | 190 | 7/15/77 |
| 54 | Luis Oliveros | R | R | 6-1 | 180 | 6/18/83 |
| 41 | Gregory Slee | L | R | 6-1 | 200 | 10/18/81 |
| INFIELDERS | | | | | | |
| 31 | Ryan Balfe | S | R | 6-1 | 180 | 11/11/75 |
| 16 | Hunter Brown | R | R | 6-2 | 200 | 10/24/79 |
| 12 | Rob Gandolfo | L | R | 5-9 | 170 | 8/24/77 |
| 44 | John Lindsey | R | R | 6-2 | 230 | 1/30/77 |
| 14 | Eriberto Menchaca | R | R | 6-0 | 190 | 2/07/81 |
| 51 | Michael Morse | R | R | 6-4 | 180 | 3/22/82 |
| OUTFIELDERS | | | | | | |
| 22 | TJ Bohn | R | R | 6-5 | 200 | 1/17/80 |
| 23 | Jaime Bubela | L | R | 6-1 | 200 | 6/06/78 |
| 51 | Shin-soo Choo | L | L | 5-11 | 170 | 7/13/82 |
| 5 | Dustin Delucchi | L | L | 6-0 | 180 | 12/23/77 |

FIELD MANAGER: Dave Brundage



2004 San Antonio Missions Batting Statistics

| PLAYER | AVG | SLG | OBP | G | AB | R | H | TB | 2B | 3B | HR | RBI | BB | SO | SB | CS |
|--------------------|------|------|------|-----|-----|----|-----|-----|----|----|----|-----|----|-----|----|----|
| Arroyo, Jack | .000 | .000 | .333 | 4 | 4 | 1 | 0 | 0 | 0 | 0 | 0 | 0 | 2 | 0 | 0 | 0 |
| Balfe, Ryan | .213 | .234 | .252 | 36 | 141 | 10 | 30 | 33 | 3 | 0 | 0 | 12 | 7 | 42 | 1 | 0 |
| Bastida, Evel | .222 | .278 | .222 | 6 | 18 | 1 | 4 | 5 | 1 | 0 | 0 | 0 | 0 | 4 | 0 | 0 |
| Bohn, TJ | .264 | .436 | .336 | 62 | 220 | 24 | 58 | 96 | 9 | 4 | 7 | 29 | 22 | 46 | 6 | 1 |
| Brown, Hunter | .286 | .435 | .379 | 124 | 441 | 69 | 126 | 192 | 19 | 4 | 13 | 52 | 56 | 80 | 20 | 8 |
| Bubela, Jaime | .223 | .277 | .267 | 46 | 166 | 13 | 37 | 46 | 3 | 0 | 2 | 15 | 8 | 42 | 2 | 2 |
| Choo, Shin-Soo | .315 | .462 | .382 | 132 | 517 | 89 | 163 | 239 | 17 | 7 | 15 | 84 | 56 | 97 | 40 | 8 |
| Christianson, Ryan | .280 | .371 | .329 | 34 | 132 | 15 | 37 | 49 | 9 | 0 | 1 | 13 | 10 | 25 | 2 | 1 |
| Deluchhi, Dustin | .272 | .352 | .375 | 127 | 486 | 82 | 132 | 171 | 23 | 2 | 4 | 32 | 71 | 755 | 23 | 15 |
| Dobbs, Greg | .325 | .507 | .373 | 51 | 203 | 25 | 66 | 103 | 14 | 4 | 5 | 34 | 11 | 23 | 5 | 4 |
| Ellison, Josh | .500 | .500 | .500 | 1 | 4 | 0 | 2 | 2 | 0 | 0 | 0 | 1 | 0 | 0 | 1 | 0 |
| Faison, Vince | .288 | .542 | .382 | 17 | 59 | 8 | 17 | 32 | 6 | 0 | 3 | 11 | 8 | 13 | 0 | 2 |
| Gandolfo, Rob | .223 | .248 | .270 | 98 | 323 | 28 | 72 | 80 | 6 | 1 | 0 | 20 | 17 | 42 | 6 | 3 |
| Garbe, BJ | .375 | .375 | .444 | 3 | 8 | 0 | 3 | 3 | 0 | 0 | 0 | 0 | 1 | 1 | 0 | 1 |
| Gerez, Francisco | .000 | .000 | .000 | 1 | 1 | 0 | 0 | 0 | 0 | 0 | 0 | 0 | 0 | 1 | 0 | 0 |
| Guerrero, Cristian | .224 | .393 | .256 | 56 | 196 | 28 | 44 | 77 | 7 | 1 | 8 | 23 | 8 | 50 | 7 | 5 |
| Homer, Jim | .284 | .418 | .347 | 18 | 67 | 8 | 19 | 28 | 9 | 0 | 0 | 5 | 4 | 10 | 2 | 1 |
| Jacobs, Greg | .310 | .503 | .370 | 42 | 155 | 27 | 48 | 78 | 13 | 1 | 5 | 31 | 16 | 20 | 1 | 3 |
| Lindsey, John | .282 | .484 | .365 | 123 | 457 | 68 | 129 | 221 | 31 | 2 | 19 | 72 | 48 | 98 | 1 | 7 |
| Martinez, Evel | .250 | .250 | .316 | 5 | 16 | 2 | 4 | 4 | 0 | 0 | 0 | 1 | 1 | 3 | 1 | 0 |
| Martinez, Gustavo | .000 | .000 | .000 | 1 | 3 | 0 | 0 | 0 | 0 | 0 | 0 | 0 | 0 | 1 | 0 | 0 |
| Menchaca, Eddie | .212 | .267 | .252 | 125 | 419 | 43 | 89 | 112 | 19 | 2 | 0 | 33 | 18 | 83 | 7 | 3 |
| Moon, Brian | .168 | .218 | .215 | 37 | 119 | 5 | 20 | 26 | 4 | 1 | 0 | 10 | 6 | 22 | 0 | 1 |
| Morse, Michael | .274 | .465 | .326 | 41 | 157 | 18 | 43 | 73 | 10 | 1 | 6 | 33 | 9 | 27 | 0 | 2 |
| Oliveros, Luis | .229 | .341 | .280 | 80 | 279 | 24 | 64 | 95 | 19 | 0 | 4 | 22 | 13 | 42 | 0 | 4 |
| Rodríguez, Rich | .235 | .235 | .350 | 7 | 17 | 1 | 4 | 4 | 0 | 0 | 0 | 2 | 2 | 1 | 0 | 0 |
| Sandel, George | .000 | .000 | .167 | 3 | 5 | 0 | 0 | 0 | 0 | 0 | 0 | 0 | 1 | 2 | 0 | 0 |
| Slee, Gregory | .000 | .000 | .000 | 1 | 1 | 0 | 0 | 0 | 0 | 0 | 0 | 0 | 0 | 1 | 0 | 0 |
| TEAM TOTAL | .262 | | | | 589 | | | | | | 92 | 535 | | 125 | 71 | |



2004 San Antonio Missions Pitching Statistics

| PLAYER | W-L | ERA | G | GS | CG | SHO | GF | SV | IP | H | AB | R | ER | HR | BB | SO | AVG |
|-------------------|-------|------|----|----|----|-----|----|----|-------|-----|-----|----|----|----|----|-----|------|
| Baek, Cha-Seung | 0-0 | 0.00 | 1 | 1 | 0 | 0 | 0 | 0 | 5.0 | 2 | 16 | 0 | 0 | 0 | 0 | 5 | .125 |
| Bott, Glenn | 0-0 | 3.86 | 1 | 1 | 0 | 0 | 0 | 0 | 4.2 | 4 | 18 | 2 | 2 | 0 | 2 | 4 | .222 |
| Buglovsky, Chris | 6-8 | 3.64 | 24 | 21 | 1 | 1 | 1 | 0 | 121.0 | 121 | 452 | 68 | 49 | 7 | 45 | 81 | .268 |
| Cate, Troy | 2-5 | 6.35 | 12 | 12 | 0 | 0 | 0 | 0 | 56.2 | 74 | 234 | 44 | 40 | 7 | 20 | 35 | .316 |
| Christensen, Ben | 0-0 | 9.35 | 5 | 0 | 0 | 0 | 2 | 0 | 8.2 | 13 | 35 | 9 | 9 | 1 | 10 | 5 | .371 |
| Cortez, Renee | 2-5 | 4.44 | 36 | 0 | 0 | 0 | 12 | 3 | 52.2 | 61 | 203 | 29 | 26 | 7 | 24 | 46 | .300 |
| Devey, Phil | 2-6 | 4.76 | 13 | 13 | 0 | 0 | 0 | 0 | 70.0 | 75 | 283 | 42 | 37 | 8 | 25 | 71 | .265 |
| Done, Juan | 10-10 | 5.34 | 27 | 27 | 0 | 0 | 0 | 0 | 153.1 | 165 | 586 | 99 | 91 | 19 | 70 | 86 | .282 |
| Dorman, Rich | 8-4 | 3.48 | 20 | 20 | 1 | 0 | 1 | 0 | 108.2 | 93 | 402 | 44 | 42 | 8 | 64 | 137 | .231 |
| Flores, Ruben | 0-0 | 5.40 | 1 | 0 | 0 | 0 | 0 | 0 | 1.2 | 0 | 4 | 1 | 1 | 0 | 3 | 2 | .000 |
| Fruto, Emiliano | 3-3 | 5.66 | 43 | 1 | 0 | 0 | 13 | 1 | 68.1 | 77 | 265 | 47 | 43 | 6 | 37 | 56 | .291 |
| Fulmer, T.A. | 0-2 | 5.58 | 19 | 4 | 0 | 0 | 2 | 0 | 30.2 | 33 | 121 | 21 | 19 | 2 | 12 | 31 | .273 |
| Gil, David | 1-1 | 6.35 | 5 | 0 | 0 | 0 | 2 | 0 | 5.2 | 9 | 24 | 4 | 4 | 1 | 0 | 7 | .375 |
| Guttorsun, Rick | 5-4 | 3.27 | 54 | 0 | 0 | 0 | 44 | 25 | 66.0 | 68 | 255 | 28 | 24 | 6 | 24 | 56 | .267 |
| Hernandez, Felix | 5-1 | 3.30 | 10 | 10 | 1 | 1 | 1 | 0 | 57.1 | 47 | 214 | 23 | 21 | 3 | 21 | 58 | .220 |
| Hoerman, Jared | 0-1 | 3.00 | 11 | 0 | 0 | 0 | 11 | 8 | 12.0 | 13 | 47 | 4 | 4 | 0 | 4 | 10 | .277 |
| Key, Chris | 5-4 | 4.68 | 36 | 12 | 0 | 0 | 7 | 1 | 102.0 | 119 | 409 | 66 | 53 | 7 | 27 | 63 | .291 |
| Levrault, Allen | 1-0 | 8.00 | 11 | 0 | 0 | 0 | 3 | 0 | 9.0 | 14 | 37 | 9 | 8 | 1 | 6 | 8 | .378 |
| Martinez, Gustavo | 2-3 | 3.75 | 10 | 8 | 0 | 0 | 0 | 0 | 50.1 | 42 | 180 | 23 | 21 | 3 | 27 | 39 | .333 |
| Nunez, Jose | 1-0 | 6.19 | 10 | 0 | 0 | 0 | 4 | 0 | 16.0 | 21 | 66 | 13 | 11 | 2 | 12 | 11 | .318 |
| Perez, Elvis | 1-6 | 7.56 | 10 | 7 | 0 | 0 | 1 | 0 | 33.1 | 47 | 139 | 31 | 28 | 2 | 18 | 35 | .338 |
| Rall, Tim | 3-5 | 4.57 | 56 | 0 | 0 | 0 | 16 | 1 | 65.0 | 62 | 242 | 34 | 33 | 12 | 35 | 78 | .256 |
| Rose, Brad | 0-0 | 4.50 | 1 | 0 | 0 | 0 | 0 | 0 | 2.0 | 2 | 6 | 1 | 1 | 0 | 4 | 2 | .333 |
| Soriano, Rafael | 1-0 | 1.13 | 2 | 1 | 0 | 0 | 0 | 0 | 8.0 | 4 | 26 | 1 | 1 | 1 | 0 | 10 | .154 |
| Taylor, Aaron | 3-1 | 2.89 | 30 | 0 | 0 | 0 | 7 | 0 | 37.1 | 27 | 135 | 13 | 12 | 2 | 14 | 37 | .200 |
| Thomas, Jared | 5-3 | 3.62 | 33 | 0 | 0 | 0 | 9 | 1 | 59.2 | 57 | 221 | 24 | 24 | 4 | 38 | 258 | .258 |
| TEAM TOTAL | 66-72 | 4.53 | | | | | | | | | | | | | | | .271 |



Affiliate: Colorado Rockies (2003)
 Years in Texas League:
 1933-42, 1946-65, 1977 - Present

Office / Shipping Address:
 Drillers Stadium
 4802 East 15th St.
 Tulsa, OK 74112

Telephone: (918) 744-5998
 Fax: (918) 747-3267
 Email Address: mail@tulsadrillers.com
 Website: www.tulsadrillers.com

Stadium Name (year opened):
 Drillers Stadium (1981)

Directions: Three miles North of I-44 and 1.5 miles South
 of I-244 at 15th St. and Yale Ave.

General Manager: Chuck Lamson
 Media Contact: Brian Carroll
 Radio Announcer: Mark Neely
 Station: 1430 AM

Field Staff:
 Manager: Tom Runnells
 Pitching Coach: Bo McLaughlin
 Hitting Coach: Darron Cox
 Trainer: Heath Townsend

Visiting Club Hotel:
 The Hampton Inn
 3209 S. 79th E. Ave
 Tulsa, OK 74145
 Telephone: (918) 663-0587

2005 SCHEDULE

April:
 7-10 @WCH
 12-16 @SPR
 17-21 ARK
 22-26 SPR
 28-30 @FRI

May:
 1 @FRI
 2-4 @MID
 5-7 FRI
 8-11 MID
 13-17 @ARK
 18-22 WCH
 23-25 @SA
 26-29 CC
 30-31 SA

June:
 1-2 SA
 3-5 @CC
 7-10 @ARK
 11-15 @WCH
 16-19 SPR
 21 **ASG @ FRI**
 23-25 MID
 27-29 @FRI

July:
 1-5 ARK
 6-10 @SPR
 11-14 FRI
 15-17 @MID
 19-23 @ARK

July (cont):
 24-27 @WICH (24-DH)
 28-31 SPR

August:
 1 SPR
 3-6 WCH
 7-10 @CC
 12-14 SA
 15-17 CC
 18-21 @SA
 23-26 SPR
 27-30 ARK
 31 WCH

September:
 1-4 WCH



TULSA DRILLERS 2004 FINAL ROSTER

| # | PLAYER | B | T | HT | WT | DOB |
|--------------------|------------------|---|---|------|-----|----------|
| PITCHERS | | | | | | |
| 31 | Tim Bausher | R | R | 6-4 | 200 | 4/23/79 |
| 28 | Mike Cosgrove | R | R | 6-1 | 195 | 2/14/76 |
| 23 | Mike Esposito | R | R | 6-0 | 190 | 9/27/81 |
| 30 | Sean Green | R | R | 6-6 | 230 | 4/20/79 |
| 16 | Justin Hampson | L | L | 6-1 | 180 | 5/24/80 |
| 34 | Steve Kent | L | L | 5-11 | 170 | 10/03/78 |
| 39 | Zach McClellan | R | R | 6-5 | 195 | 11/25/78 |
| 24 | Chris Narveson | L | L | 6-3 | 180 | 12/21/81 |
| 45 | Zack Parker | R | L | 6-2 | 205 | 8/19/81 |
| 22 | Emmanuel Ramirez | R | R | 6-3 | 190 | 11/02/79 |
| 13 | Alex Serrano | R | R | 6-1 | 200 | 2/18/81 |
| 24 | Gerrit Simpson | R | R | 6-3 | 200 | 12/18/79 |
| 37 | Ryan Speier | R | R | 6-7 | 200 | 7/24/79 |
| CATCHERS | | | | | | |
| 20 | Dan Conway | R | R | 6-2 | 190 | 10/13/79 |
| 21 | Jeff Winchester | R | R | 5-11 | 210 | 1/21/80 |
| INFIELDERS | | | | | | |
| 25 | Jeff Baker | R | R | 6-2 | 210 | 6/21/81 |
| 3 | Adonis Harrison | L | R | 5-9 | 160 | 9/28/76 |
| 8 | Jayson Nix | R | R | 5-11 | 180 | 8/26/82 |
| 2 | Danny Sandoval | S | R | 5-11 | 180 | 4/07/79 |
| 43 | Ryan Shealy | R | R | 6-5 | 240 | 8/29/79 |
| 35 | Corey Slavik | L | R | 6-0 | 190 | 3/24/80 |
| OUTFIELDERS | | | | | | |
| 44 | Sean Barker | R | R | 6-3 | 220 | 5/26/80 |
| 1 | Tony Miller | R | R | 5-9 | 180 | 3/18/80 |
| 30 | Dan Phillips | R | R | 6-3 | 190 | 8/23/78 |
| 4 | Juan Piniella | R | R | 5-10 | 180 | 3/13/78 |
| 12 | Jeff Salazar | L | L | 6-0 | 180 | 11/24/80 |

FIELD MANAGER: Tom Runnells



2004 Tulsa Drillers Batting Statistics

| PLAYER | AVG | SLG | OBP | G | AB | R | H | TB | 2B | 3B | HR | RBI | BB | SO | SB | CS |
|------------------|------|------|------|-----|-----|----|-----|-----|----|-----|-----|-----|-----|-----|----|----|
| Anderson, Travis | .000 | .000 | .000 | 4 | 1 | 0 | 0 | 0 | 0 | 0 | 0 | 0 | 0 | 1 | 0 | 0 |
| Baker, Jeffrey | .297 | .505 | .343 | 24 | 91 | 10 | 27 | 46 | 5 | 1 | 4 | 20 | 7 | 22 | 1 | 0 |
| Barker, Sean | .229 | .337 | .289 | 22 | 83 | 9 | 19 | 28 | 3 | 0 | 2 | 12 | 7 | 24 | 2 | 0 |
| Bausher, Tim | .200 | .200 | .200 | 2 | 5 | 1 | 1 | 1 | 0 | 0 | 0 | 0 | 0 | 1 | 0 | 0 |
| Bibee, Hal | .250 | .250 | .250 | 2 | 4 | 1 | 1 | 1 | 0 | 0 | 0 | 0 | 0 | 2 | 0 | 0 |
| Bumatay, Mike | .000 | .000 | .000 | 3 | 0 | 0 | 0 | 0 | 0 | 0 | 0 | 0 | 0 | 0 | 0 | 0 |
| Conway, Dan | .260 | .368 | .344 | 78 | 242 | 24 | 63 | 89 | 14 | 0 | 4 | 24 | 24 | 70 | 3 | 2 |
| Cosgrove, Mike | .000 | .000 | .500 | 4 | 1 | 0 | 0 | 0 | 0 | 0 | 0 | 0 | 1 | 1 | 0 | 0 |
| Esposito, Mike | .143 | .143 | .143 | 7 | 14 | 2 | 2 | 2 | 0 | 0 | 0 | 1 | 0 | 3 | 1 | 0 |
| Francis, Jeff | .000 | .000 | .000 | 3 | 7 | 00 | 0 | 0 | 0 | 0 | 0 | 0 | 0 | 4 | 0 | 0 |
| Garrett, Shawn | .307 | .463 | .382 | 103 | 374 | 73 | 115 | 173 | 16 | 3 | 12 | 51 | 41 | 104 | 14 | 10 |
| Green, Sean | .500 | .500 | .667 | 13 | 2 | 0 | 1 | 1 | 0 | 0 | 0 | 0 | 1 | 1 | 0 | 0 |
| Hampson, Justin | .071 | .071 | .133 | 7 | 14 | 0 | 1 | 1 | 0 | 0 | 0 | 1 | 1 | 10 | 0 | 0 |
| Harrison, Adonis | .226 | .324 | .308 | 106 | 318 | 39 | 72 | 103 | 14 | 1 | 5 | 28 | 38 | 58 | 9 | 6 |
| McClellan, Zach | .429 | .429 | .500 | 6 | 7 | 1 | 3 | 3 | 0 | 0 | 0 | 0 | 1 | 2 | 0 | 0 |
| Miller, Tony | .273 | .403 | .385 | 112 | 414 | 61 | 113 | 167 | 17 | 2 | 11 | 36 | 68 | 99 | 20 | 12 |
| Morales, Willie | .229 | .314 | .270 | 11 | 35 | 2 | 8 | 11 | 0 | 0 | 1 | 4 | 2 | 9 | 1 | 0 |
| Narveson, Chris | .000 | .000 | .000 | 1 | 0 | 0 | 0 | 0 | 0 | 0 | 0 | 0 | 0 | 0 | 0 | 0 |
| Nix, Jayson | .213 | .346 | .292 | 123 | 456 | 58 | 97 | 158 | 17 | 1 | 14 | 58 | 40 | 101 | 14 | 3 |
| Parker, Zack | .250 | .250 | .250 | 6 | 8 | 0 | 2 | 2 | 0 | 0 | 0 | 0 | 0 | 2 | 0 | 0 |
| Phillips, Dan | .233 | .300 | .258 | 10 | 30 | 2 | 7 | 9 | 2 | 0 | 0 | 2 | 0 | 9 | 0 | 0 |
| Piniella, Juan | .229 | .358 | .289 | 113 | 371 | 51 | 85 | 133 | 17 | 2 | 9 | 45 | 29 | 90 | 15 | 6 |
| Rosamond, Mike | .246 | .397 | .306 | 60 | 179 | 23 | 44 | 71 | 10 | 1 | 5 | 30 | 12 | 53 | 3 | 4 |
| Salazar, Jeff | .223 | .313 | .331 | 58 | 224 | 39 | 50 | 70 | 13 | 2 | 1 | 17 | 35 | 31 | 10 | 3 |
| Sandoval, Danny | .319 | .449 | .365 | 133 | 530 | 73 | 169 | 238 | 37 | 4 | 8 | 66 | 37 | 64 | 22 | 10 |
| Senjem, Guye | .223 | .320 | .305 | 40 | 103 | 13 | 23 | 33 | 7 | 0 | 1 | 11 | 12 | 29 | 0 | 1 |
| Serrano, Alex | .000 | .000 | .000 | 4 | 0 | 0 | 0 | 0 | 0 | 0 | 0 | 0 | 0 | 0 | 0 | 0 |
| Shealy, Ryan | .318 | .584 | .411 | 132 | 469 | 88 | 149 | 274 | 32 | 3 | 29 | 99 | 61 | 123 | 1 | 1 |
| Simpson, Gerrit | .200 | .200 | .200 | 10 | 5 | 0 | 2 | 2 | 0 | 0 | 0 | 0 | 0 | 2 | 0 | 0 |
| Slavik, Corey | .228 | .324 | .282 | 113 | 364 | 32 | 83 | 118 | 16 | 5 | 3 | 47 | 21 | 79 | 4 | 2 |
| Tsao, Chin-Hui | .000 | .000 | .000 | 1 | 2 | 0 | 0 | 0 | 0 | 0 | 0 | 0 | 0 | 1 | 0 | 0 |
| Walker, Larry | .222 | .556 | .462 | 5 | 9 | 3 | 2 | 5 | 0 | 0 | 1 | 2 | 2 | 1 | 0 | 0 |
| Wilson, Preston | .412 | .647 | .524 | 6 | 17 | 4 | 7 | 11 | 1 | 0 | 1 | 2 | 3 | 4 | 1 | 1 |
| Winchester, Jeff | .222 | .346 | .264 | 79 | 243 | 19 | 54 | 84 | 13 | 1 | 5 | 29 | 11 | 52 | 0 | 2 |
| TEAM TOTAL | .259 | | | | 628 | | | | | 116 | 586 | | 121 | 63 | | |



2004 Tulsa Drillers Pitching Statistics

| PLAYER | W-L | ERA | G | GS | CG | SHO | GF | SV | IP | H | AB | R | ER | HR | BB | SO | AVG |
|-------------------|-------|------|----|----|----|-----|----|----|-------|-----|-----|----|----|----|----|-----|------|
| Anderson, Travis | 0-1 | 7.25 | 11 | 2 | 0 | 0 | 5 | 0 | 22.1 | 25 | 92 | 23 | 18 | 7 | 15 | 14 | .272 |
| Bausher, Tim | 4-8 | 4.15 | 16 | 13 | 1 | 0 | 3 | 0 | 82.1 | 84 | 318 | 39 | 38 | 12 | 22 | 85 | .264 |
| Bernero, Adam | 1-0 | 0.00 | 1 | 1 | 0 | 0 | 0 | 0 | 6.0 | 2 | 19 | 0 | 0 | 0 | 1 | 3 | .105 |
| Bouknight, Kip | 1-2 | 5.55 | 6 | 6 | 0 | 0 | 0 | 0 | 35.2 | 50 | 147 | 29 | 22 | 1 | 11 | 19 | .340 |
| Cosgrove, Mike | 1-4 | 4.71 | 21 | 0 | 0 | 0 | 13 | 1 | 28.2 | 37 | 117 | 18 | 15 | 4 | 7 | 15 | .316 |
| Esposito, Mike | 10-6 | 3.33 | 24 | 24 | 1 | 0 | 1 | 0 | 143.1 | 138 | 539 | 57 | 53 | 12 | 35 | 90 | .256 |
| Francis, Jeff | 13-1 | 1.98 | 17 | 17 | 1 | 1 | 1 | 0 | 113.2 | 73 | 406 | 26 | 25 | 9 | 22 | 147 | .180 |
| Green, Sean | 4-3 | 3.03 | 52 | 0 | 0 | 0 | 19 | 2 | 77.1 | 63 | 282 | 32 | 26 | 5 | 29 | 50 | .223 |
| Hampson, Justin | 10-9 | 3.49 | 27 | 27 | 1 | 0 | 1 | 0 | 170.1 | 176 | 651 | 82 | 66 | 22 | 63 | 104 | .270 |
| Kent, Steve | 3-1 | 2.03 | 39 | 0 | 0 | 0 | 10 | 1 | 31.0 | 27 | 109 | 7 | 7 | 1 | 11 | 23 | .248 |
| McClellan, Zach | 4-7 | 4.15 | 26 | 23 | 1 | 0 | 2 | 1 | 138.2 | 145 | 539 | 69 | 64 | 17 | 36 | 111 | .269 |
| Narveson, Chris | 0-3 | 3.15 | 4 | 4 | 0 | 0 | 0 | 0 | 20.0 | 16 | 72 | 14 | 7 | 1 | 13 | 14 | .222 |
| Parker, Zak | 4-8 | 5.84 | 22 | 17 | 0 | 0 | 2 | 0 | 91.0 | 108 | 365 | 67 | 59 | 7 | 33 | 45 | .296 |
| Ramirez, Emmanuel | 3-5 | 3.58 | 48 | 0 | 0 | 0 | 10 | 0 | 65.1 | 46 | 225 | 29 | 26 | 4 | 42 | 68 | .204 |
| Serrano, Alex | 3-4 | 3.38 | 14 | 0 | 0 | 0 | 3 | 0 | 24.0 | 22 | 90 | 9 | 9 | 2 | 4 | 27 | .244 |
| Simpson, Gerrit | 5-4 | 4.42 | 39 | 3 | 0 | 0 | 7 | 0 | 73.1 | 75 | 286 | 50 | 36 | 8 | 27 | 51 | .262 |
| Speier, Ryan | 3-1 | 2.04 | 61 | 0 | 0 | 0 | 58 | 37 | 61.2 | 33 | 215 | 14 | 14 | 3 | 25 | 70 | .153 |
| Tsao, Chin-Hui | 1-1 | 2.77 | 2 | 2 | 0 | 0 | 0 | 0 | 13.0 | 12 | 46 | 4 | 4 | 1 | 2 | 10 | .261 |
| TEAM TOTAL | 71-68 | 3.67 | | | | | | | | | | | | | | | .251 |



Affiliate: Kansas City Royals (1995)
 Years in Texas League: 1987 - Present

Office / Shipping Address:
 Lawrence Dumont Stadium
 300 South Sycamore
 Wichita, KS 67213

Telephone: (316) 267-3372
 Fax: (316) 267-3382
 Email Address: wranglers@wichitawranglers.com
 Website: www.wichitawranglers.com

Stadium Name (year opened):
 Lawrence-Dumont Stadium (1934)
 Directions:
 I-135 to US 54 West, North on Seneca, East on Maple.

General Manager: Eric Edelstein
 Media Contact: Matt Rogers
 Radio Announcer: Rick Page
 Station: 93.5 FM

Field Staff:
 Manager: Frank White
 Pitching Coach: Larry Carter
 Hitting Coach: Nelson Liriano
 Trainer: Charles Leddon

Visiting Club Hotel:
 La Quinta Inn
 7700 E. Kellogg
 Wichita, KS 67207
 Telephone: (316) 681-0568

2005 SCHEDULE

April:

7-10 TUL
 12-16 @ARK
 17-21 SPR
 22-26 ARK
 28-30 @MID

May:

1 @MID
 2-4 @FRI
 5-7 MID
 8-11 FRI
 13-17 @SPR
 18-22 @TUL
 23-25 CC
 26-29 @SA
 30-31 @CC

June:

1-2 @CC
 3-5 SA
 7-10 @SPR
 11-15 TUL
 16-19 ARK
 21 ASG @
 FRI
 23-26 @FRI
 27-29 @MID

July:

1-5 SPR
 6-9 @ARK (9-DH)
 11-14 MID
 15-17 FRI
 19-23 @SPR

July (cont):

24-27 TUL (24-DH)
 28-31 ARK (29-DH)

August:

3-6 @TUL
 8-10 @SA
 11-13 @CC
 15-17 SA (16-DH)
 18-21 CC
 23-26 @ARK
 27-30 SPR
 31 @TUL

September:

1-4 @TUL



WICHITA WRANGLERS 2004 FINAL ROSTER

| # | PLAYER | B | T | HT | WT | DOB |
|--------------------|-----------------|---|---|------|-----|----------|
| PITCHERS | | | | | | |
| 28 | Ryan Baerlocher | R | R | 6-5 | 220 | 8/06/77 |
| 25 | Brian Bass | R | R | 6-0 | 190 | 1/06/82 |
| 34 | Denny Bautista | R | R | 6-5 | 170 | 8/23/80 |
| 45 | Colt Griffin | R | R | 6-4 | 200 | 9/29/82 |
| 34 | Junior Herndon | R | R | 6-1 | 190 | 9/11/78 |
| 16 | Billy Keppinger | L | L | 6-0 | 190 | 12/15/78 |
| 21 | Mike MacDougal | S | R | 6-4 | 190 | 3/05/77 |
| 28 | Thad Markray | R | R | 6-4 | 220 | 9/20/79 |
| 37 | Kyle Middleton | R | R | 6-6 | 230 | 6/13/80 |
| 18 | Mike Natale | R | R | 6-0 | 190 | 9/02/79 |
| 36 | Jimmy Serrano | R | R | 5-10 | 170 | 5/09/76 |
| 32 | Danny Tamayo | R | R | 6-1 | 240 | 6/03/79 |
| 17 | Eric Thompson | R | R | 6-2 | 195 | 9/07/77 |
| 29 | JJ Trujillo | R | R | 6-0 | 180 | 10/09/75 |
| 39 | Jorge Vasquez | R | R | 6-1 | 166 | 7/16/78 |
| 35 | Wes Wilkerson | R | R | 6-3 | 200 | 9/11/76 |
| CATCHERS | | | | | | |
| 3 | Mike Tonis | R | R | 6-3 | 220 | 2/09/79 |
| 18 | David Ullery | L | R | 6-3 | 220 | 12/16/74 |
| 22 | Scott Walter | R | R | 6-2 | 200 | 12/28/78 |
| INFIELDERS | | | | | | |
| 13 | Andres Blanco | S | R | 5-10 | 155 | 4/11/84 |
| 9 | Darren Fenster | R | R | 5-9 | 170 | 9/11/78 |
| 29 | Justin Gemoll | R | R | 6-2 | 200 | 11/19/77 |
| 7 | Ruben Gotay | S | R | 5-11 | 160 | 12/25/82 |
| 31 | Chad Santos | L | L | 5-11 | 220 | 4/28/81 |
| 14 | Jim Terrell | L | R | 6-1 | 170 | 9/08/77 |
| OUTFIELDERS | | | | | | |
| 33 | Cory Aldridge | L | R | 6-1 | 220 | 6/13/79 |
| 15 | Byron Gettis | R | R | 6-0 | 240 | 3/13/80 |
| 9 | Norris Hopper | R | R | 5-9 | 200 | 3/24/79 |
| 25 | Jaime Jones | L | L | 6-3 | 190 | 8/02/76 |
| 11 | Wilkin Ruan | R | R | 6-0 | 180 | 9/18/78 |

FIELD MANAGER: Frank White



2004 Wichita Wranglers Batting Statistics

| PLAYER | AVG | SLG | OBP | G | AB | R | H | TB | 2B | 3B | HR | RBI | BB | SO | SB | CS |
|------------------|------|------|------|-----|-----|----|-----|-----|----|-----|-----|-----|----|-----|----|----|
| Aldridge, Cory | .239 | .511 | .343 | 79 | 280 | 49 | 67 | 143 | 12 | 5 | 18 | 45 | 41 | 87 | 9 | 7 |
| Arnerich, Tony | .000 | .000 | .000 | 2 | 6 | 0 | 0 | 0 | 0 | 0 | 0 | 0 | 0 | 4 | 0 | 0 |
| Berger, Brandon | .281 | .498 | .360 | 70 | 267 | 42 | 75 | 133 | 18 | 2 | 12 | 50 | 34 | 40 | 3 | 2 |
| Berroa, Angel | .314 | .510 | .340 | 11 | 51 | 8 | 16 | 26 | 1 | 0 | 3 | 10 | 2 | 8 | 3 | 2 |
| Blanco, Andres | .247 | .290 | .299 | 93 | 324 | 34 | 80 | 94 | 10 | 2 | 0 | 21 | 18 | 44 | 7 | 6 |
| Brown, Dee | .303 | .548 | .367 | 61 | 241 | 42 | 73 | 132 | 19 | 2 | 12 | 50 | 24 | 38 | 1 | 4 |
| Fenster, Derren | .306 | .360 | .389 | 30 | 111 | 14 | 34 | 40 | 3 | 0 | 1 | 11 | 14 | 14 | 0 | 1 |
| Gemoll, Justin | .271 | .375 | .353 | 124 | 421 | 60 | 114 | 158 | 16 | 2 | 8 | 37 | 44 | 80 | 8 | 4 |
| Gettis, Byron | .362 | .569 | .448 | 17 | 58 | 6 | 21 | 33 | 4 | 1 | 2 | 11 | 8 | 12 | 0 | 1 |
| Gotay, Ruben | .289 | .440 | .373 | 106 | 405 | 71 | 117 | 178 | 22 | 6 | 9 | 68 | 51 | 60 | 9 | 10 |
| Groves, Brett | .238 | .286 | .333 | 27 | 84 | 9 | 20 | 24 | 4 | 0 | 0 | 4 | 11 | 18 | 0 | 3 |
| Guiel, Aaron | .250 | .250 | .516 | 6 | 20 | 7 | 5 | 5 | 0 | 0 | 0 | 0 | 8 | 6 | 2 | 0 |
| Hart, Corey | .229 | .296 | .345 | 75 | 240 | 37 | 55 | 71 | 13 | 0 | 1 | 29 | 42 | 52 | 0 | 6 |
| Hopper, Norris | .278 | .309 | .345 | 98 | 33 | 48 | 101 | 112 | 5 | 3 | 0 | 40 | 33 | 44 | 17 | 7 |
| Jones, Jaime | .271 | .375 | .357 | 69 | 251 | 32 | 68 | 94 | 6 | 1 | 6 | 38 | 30 | 56 | 0 | 0 |
| Keppinger, Billy | 1.00 | 1.00 | 1.00 | 1 | 1 | 1 | 1 | 1 | 0 | 0 | 0 | 0 | 0 | 0 | 0 | 0 |
| Ruan, Wilkin | .276 | .378 | .313 | 54 | 196 | 26 | 54 | 74 | 7 | 2 | 3 | 15 | 10 | 21 | 11 | 3 |
| Santos, Chad | .261 | .465 | .330 | 130 | 471 | 59 | 123 | 219 | 27 | 3 | 21 | 68 | 46 | 119 | 3 | 1 |
| Stocker, Mel | .150 | .175 | .277 | 14 | 40 | 7 | 6 | 7 | 1 | 0 | 0 | 1 | 4 | 5 | 3 | 1 |
| Terrell, Jim | .260 | .354 | .324 | 28 | 96 | 14 | 25 | 34 | 3 | 0 | 2 | 12 | 10 | 13 | 1 | 0 |
| Ullery, Dave | .228 | .333 | .313 | 18 | 57 | 8 | 13 | 19 | 0 | 0 | 2 | 8 | 7 | 17 | 0 | 0 |
| Walter, Scott | .248 | .411 | .307 | 104 | 387 | 53 | 96 | 159 | 22 | 1 | 13 | 55 | 26 | 65 | 5 | 2 |
| Wilkerson, Wes | .333 | .333 | .333 | 3 | 6 | 1 | 2 | 2 | 0 | 0 | 0 | 1 | 0 | 1 | 0 | 0 |
| TEAM TOTAL | .264 | | | | 652 | | | | | 116 | 603 | | | 82 | 60 | |





2004 Wichita Wranglers Pitching Statistics

| PLAYER | W-L | ERA | G | GS | CG | SHO | GF | SV | IP | H | AB | R | ER | HR | BB | SO | AVG |
|------------------|-------|------|----|----|----|-----|----|----|-------|-----|-----|----|----|----|----|-----|------|
| Appier, Kevin | 0-0 | 4.91 | 4 | 4 | 0 | 0 | 0 | 0 | 14.2 | 19 | 62 | 9 | 8 | 1 | 4 | 3 | .306 |
| Baerlocher, Ryan | 5-2 | 5.26 | 19 | 5 | 0 | 0 | 1 | 1 | 53.0 | 59 | 210 | 35 | 31 | 7 | 20 | 47 | .281 |
| Bass, Brian | 0-4 | 7.96 | 9 | 9 | 0 | 0 | 0 | 0 | 31.2 | 48 | 136 | 28 | 28 | 4 | 20 | 16 | .353 |
| Bautista, Denny | 4-3 | 2.53 | 12 | 12 | 2 | 0 | 2 | 0 | 81.2 | 68 | 299 | 32 | 23 | 3 | 32 | 73 | .227 |
| Griffin, Colt | 1-1 | 4.02 | 26 | 0 | 0 | 0 | 7 | 1 | 31.1 | 29 | 118 | 14 | 14 | 2 | 16 | 26 | .246 |
| Hemdon, Junior | 7-3 | 3.38 | 12 | 11 | 1 | 0 | 1 | 0 | 69.1 | 69 | 264 | 34 | 26 | 7 | 12 | 41 | .261 |
| Keppinger, Billy | 3-3 | 6.08 | 48 | 2 | 0 | 0 | 14 | 2 | 74.0 | 95 | 299 | 54 | 50 | 9 | 17 | 50 | .318 |
| Linton, Doug | 1-0 | 1.69 | 1 | 1 | 0 | 0 | 0 | 0 | 5.1 | 8 | 25 | 2 | 1 | 0 | 0 | 4 | .320 |
| MacDougal, Mike | 1-0 | 1.47 | 17 | 2 | 0 | 0 | 5 | 1 | 18.1 | 14 | 67 | 7 | 3 | 0 | 14 | 13 | .209 |
| Markray, Thad | 1-5 | 3.86 | 8 | 8 | 0 | 0 | 0 | 0 | 42.0 | 37 | 158 | 20 | 18 | 7 | 10 | 40 | .234 |
| Middleton, Kyle | 8-8 | 4.74 | 28 | 27 | 0 | 0 | 1 | 0 | 161.1 | 177 | 630 | 97 | 85 | 16 | 55 | 88 | .281 |
| Natale, Mike | 8-5 | 6.21 | 44 | 3 | 0 | 0 | 12 | 0 | 84.0 | 110 | 349 | 65 | 58 | 8 | 23 | 72 | .315 |
| Serrano, Jimmy | 3-1 | 1.96 | 11 | 11 | 1 | 1 | 1 | 0 | 64.1 | 42 | 232 | 18 | 14 | 6 | 18 | 74 | .181 |
| Shiery, Shaun | 2-0 | 4.67 | 5 | 3 | 0 | 0 | 0 | 0 | 17.1 | 21 | 69 | 11 | 9 | 1 | 14 | 4 | .304 |
| Tamayo, Danny | 12-7 | 3.98 | 25 | 25 | 0 | 0 | 0 | 0 | 142.1 | 166 | 564 | 66 | 63 | 15 | 36 | 123 | .294 |
| Thompson, Eric | 0-2 | 5.48 | 7 | 5 | 0 | 0 | 1 | 0 | 21.1 | 24 | 86 | 13 | 13 | 1 | 13 | 21 | .279 |
| Trujillo, J.J. | 7-10 | 3.17 | 59 | 2 | 0 | 0 | 29 | 8 | 96.2 | 95 | 367 | 42 | 34 | 4 | 22 | 79 | .259 |
| Vasquez, Jorge | 4-5 | 4.68 | 49 | 0 | 0 | 0 | 41 | 18 | 59.2 | 52 | 229 | 34 | 31 | 3 | 27 | 71 | .227 |
| Villads, Eduardo | 2-0 | 2.67 | 8 | 3 | 0 | 0 | 1 | 0 | 30.1 | 22 | 113 | 11 | 9 | 3 | 6 | 21 | .195 |
| Walrond, Les | 3-3 | 4.38 | 8 | 6 | 0 | 0 | 0 | 0 | 39.0 | 30 | 143 | 19 | 19 | 2 | 17 | 34 | .210 |
| Wilkerson, Wes | 1-4 | 5.18 | 49 | 0 | 0 | 0 | 23 | 3 | 74.2 | 96 | 310 | 48 | 43 | 10 | 26 | 55 | .310 |
| TEAM TOTAL | 73-66 | 4.30 | | | | | | | | | | | | | | | .271 |



St. Louis Cardinals

St. Louis Minor League Affiliates





Level: AAA
League: Pacific Coast League
1st year of affiliation: 1998

Office / Shipping Address:
175 Toyota Plaza, Suite 300
Memphis, TN 38103

Telephone: (901) 721-6000
Fax: (901) 892-1222
Email Address: nick.benyo@memphisredbirds.com
Website: www.memphisredbirds.com

Stadium Name (year opened):
AutoZone Park (2000)
Location: North on I-240, exit at Union Ave. West, approx
1.5 miles to ballpark.

General Manager: Dave Chase
Media Contact: Molly Darnofall
Radio Announcers:
Steve Selby & David Kelly
Station: 560 AM

Field Staff:
Manager: Danny Sheaffer
Pitching Coach: Dyar Miller
Hitting Coach: Tommy Gregg
Trainer: Chris Conroy

Visiting Club Hotel:
Sleep Inn at Court Square
40 N. Front
Memphis, TN 38103
Telephone: (901) 522-9700

PACIFIC COAST LEAGUE



MEMPHIS REDBIRDS 2004 FINAL ROSTER

| # | PLAYER | B | T | HT | WT | DOB |
|--------------------|-----------------|---|---|------|-----|----------|
| PITCHERS | | | | | | |
| 38 | Alan Benes | R | R | 6-5 | 240 | 1/21/72 |
| 26 | Carmen Cali | L | L | 5-10 | 185 | 11/04/78 |
| 48 | Doug Creek | L | L | 6-0 | 225 | 3/01/69 |
| 26 | Randy Flores | L | L | 6-0 | 180 | 7/31/75 |
| 27 | Jimmy Journell | R | R | 6-4 | 210 | 12/29/77 |
| 6 | Mark Nussbeck | L | R | 6-4 | 200 | 5/25/74 |
| 56 | Chad Paronto | R | R | 6-5 | 255 | 7/28/75 |
| 44 | Rhett Parrott | R | R | 6-2 | 190 | 11/12/79 |
| 50 | Danny Patterson | R | R | 6-0 | 190 | 2/17/71 |
| 35 | Josh Pearce | R | R | 6-3 | 220 | 8/20/77 |
| 39 | Al Reyes | R | R | 6-1 | 209 | 4/10/71 |
| 22 | Nerio Rodriguez | R | R | 6-1 | 200 | 3/04/71 |
| 19 | Evan Rust | R | R | 6-1 | 210 | 5/04/78 |
| 39 | Steve Stemle | R | R | 6-4 | 200 | 5/20/77 |
| 25 | Brad Thompson | R | R | 6-1 | 190 | 1/31/82 |
| 45 | Adam Wainwright | R | R | 6-8 | 205 | 8/30/81 |
| 57 | Steve Woodard | L | R | 6-4 | 210 | 5/15/75 |
| 32 | Tim Young | L | L | 5-9 | 170 | 10/15/73 |
| CATCHERS | | | | | | |
| 7 | Mike Mahoney | R | R | 6-1 | 205 | 12/05/72 |
| 26 | Cody McKay | L | R | 6-0 | 210 | 1/11/74 |
| INFIELDERS | | | | | | |
| 4 | Jason Bowers | R | R | 5-11 | 170 | 1/27/78 |
| 34 | Gary Burnham | L | L | 5-11 | 200 | 10/13/74 |
| 22 | Javier Colina | R | R | 6-1 | 190 | 2/15/79 |
| 41 | Scott Seabolt | R | R | 6-4 | 200 | 5/17/75 |
| 33 | Kevin Witt | L | R | 6-4 | 220 | 1/05/76 |
| OUTFIELDERS | | | | | | |
| 5 | John Gall | R | R | 6-0 | 195 | 4/02/78 |
| 29 | Dee Haynes | R | R | 6-0 | 205 | 2/22/78 |
| 11 | Chris Prieto | L | L | 5-11 | 180 | 8/24/72 |
| 24 | Mark Quinn | R | R | 6-1 | 195 | 5/21/74 |
| 22 | Armando Rios | L | L | 5-9 | 190 | 9/13/71 |
| 8 | So Taguchi | R | R | 5-10 | 165 | 7/02/69 |

FIELD MANAGER: Danny Sheaffer




2004 Memphis Redbirds Batting Statistics

| PLAYER | AVG | SLG | OBP | G | AB | R | H | TB | 2B | 3B | HR | RBI | BB | SO | SB | CS |
|--------------------|------|------|------|-----|-----|----|-----|-----|-----|-----|----|-----|----|-----|----|----|
| Alviso, Jerome | .212 | .241 | .270 | 66 | 137 | 8 | 29 | 33 | 4 | 0 | 0 | 17 | 11 | 27 | 2 | 2 |
| Benes, Alan | .133 | .133 | .182 | 19 | 30 | 2 | 4 | 4 | 0 | 0 | 0 | 1 | 2 | 10 | 0 | 0 |
| Bowers, Jason | .254 | .375 | .309 | 120 | 389 | 49 | 99 | 146 | 20 | 3 | 7 | 38 | 23 | 73 | 9 | 1 |
| Brown, Emil | .281 | .333 | .349 | 19 | 57 | 7 | 16 | 19 | 3 | 0 | 0 | 4 | 5 | 9 | 1 | 1 |
| Burnham, Gary | .292 | .449 | .351 | 35 | 89 | 15 | 26 | 40 | 5 | 0 | 3 | 13 | 7 | 13 | 1 | 1 |
| Calero, Kiko | .000 | .000 | .000 | 8 | 3 | 0 | 0 | 0 | 0 | 0 | 0 | 0 | 0 | 2 | 0 | 0 |
| Cedeno, Roger | .217 | .217 | .280 | 7 | 23 | 3 | 5 | 5 | 0 | 0 | 0 | 1 | 2 | 6 | 0 | 0 |
| Colina, Javier | .189 | .270 | .205 | 17 | 37 | 5 | 7 | 10 | 0 | 0 | 1 | 6 | 1 | 4 | 0 | 0 |
| Cresse, Brad | .246 | .391 | .288 | 22 | 69 | 8 | 17 | 27 | 4 | 0 | 2 | 7 | 4 | 16 | 0 | 0 |
| Cummings, Jeremy | .000 | .000 | .000 | 1 | 2 | 0 | 0 | 0 | 0 | 0 | 0 | 0 | 0 | 2 | 0 | 0 |
| Flores, Randy | .000 | .000 | .111 | 24 | 16 | 1 | 0 | 0 | 0 | 0 | 0 | 0 | 1 | 5 | 0 | 0 |
| Gall, John | .292 | .490 | .350 | 135 | 506 | 77 | 148 | 248 | 34 | 0 | 22 | 84 | 48 | 68 | 1 | 1 |
| Harren, Danny | .385 | 1.00 | .385 | 14 | 26 | 5 | 10 | 26 | 4 | 0 | 4 | 8 | 0 | 5 | 0 | 0 |
| Hart, Bo | .297 | .438 | .349 | 116 | 445 | 81 | 132 | 195 | 25 | 7 | 8 | 45 | 25 | 66 | 8 | 7 |
| Haynes, Dee | .335 | .593 | .359 | 58 | 182 | 29 | 61 | 108 | 5 | 0 | 14 | 33 | 7 | 25 | 1 | 0 |
| Horgan, Joe | 1.00 | 1.00 | 1.00 | 8 | 1 | 0 | 1 | 1 | 0 | 0 | 0 | 0 | 0 | 0 | 0 | 0 |
| Hunter, Brian | .204 | .204 | .271 | 17 | 54 | 5 | 11 | 11 | 0 | 0 | 0 | 6 | 5 | 9 | 1 | 2 |
| Lankford, Ray | .212 | .485 | .297 | 9 | 33 | 5 | 7 | 16 | 0 | 0 | 3 | 5 | 3 | 10 | 0 | 0 |
| Mabry, John | .338 | .654 | .406 | 39 | 136 | 27 | 46 | 89 | 7 | 0 | 12 | 35 | 17 | 29 | 0 | 0 |
| Mahoney, Mike | .300 | .422 | .357 | 79 | 270 | 32 | 81 | 114 | 16 | 1 | 5 | 32 | 22 | 37 | 1 | 4 |
| Martinez, Luis | .000 | .000 | .100 | 6 | 9 | 0 | 0 | 0 | 0 | 0 | 0 | 0 | 1 | 5 | 0 | 0 |
| McKay, Cody | .278 | .444 | .323 | 27 | 90 | 9 | 25 | 40 | 4 | 1 | 3 | 15 | 4 | 15 | 0 | 0 |
| Molina, Yadier | .302 | .372 | .389 | 37 | 129 | 19 | 39 | 48 | 6 | 0 | 1 | 14 | 17 | 14 | 0 | 0 |
| Motte, Jason | .200 | .200 | .200 | 3 | 5 | 0 | 1 | 1 | 0 | 0 | 0 | 0 | 0 | 4 | 0 | 0 |
| Nussbeck, Mark | .000 | .000 | .000 | 2 | 5 | 0 | 0 | 0 | 0 | 0 | 0 | 0 | 0 | 0 | 0 | 0 |
| Ortiz, Luis | .245 | .350 | .294 | 75 | 163 | 17 | 40 | 57 | 5 | 0 | 4 | 21 | 12 | 21 | 0 | 0 |
| Paronto, Chad | .000 | .000 | .000 | 30 | 2 | 0 | 0 | 0 | 0 | 0 | 0 | 0 | 0 | 0 | 0 | 0 |
| Parrott, Rhett | .200 | .300 | .200 | 5 | 10 | 0 | 2 | 3 | 1 | 0 | 0 | 2 | 0 | 1 | 0 | 0 |
| Porter, Colin | .261 | .424 | .316 | 101 | 330 | 46 | 86 | 140 | 20 | 2 | 10 | 34 | 25 | 75 | 13 | 5 |
| Prieto, Chris | .284 | .368 | .366 | 130 | 451 | 73 | 128 | 166 | 17 | 6 | 3 | 41 | 51 | 56 | 28 | 8 |
| Quinn, Mark | .218 | .356 | .299 | 24 | 87 | 10 | 19 | 31 | 3 | 0 | 3 | 11 | 9 | 15 | 0 | 0 |
| Rios, Armando | .320 | .480 | .370 | 9 | 25 | 4 | 8 | 12 | 1 | 0 | 1 | 6 | 2 | 5 | 2 | 0 |
| Rodriguez, Nerio | .118 | .118 | .118 | 10 | 17 | 0 | 2 | 2 | 0 | 0 | 0 | 2 | 0 | 7 | 0 | 0 |
| Rust, Evan | .167 | .167 | .375 | 17 | 6 | 2 | 1 | 1 | 0 | 0 | 0 | 0 | 2 | 3 | 0 | 0 |
| Ryan, Jason | .200 | .250 | .200 | 13 | 20 | 2 | 4 | 5 | 1 | 0 | 0 | 2 | 0 | 3 | 0 | 0 |
| Seabolt, Scott | .304 | .539 | .356 | 138 | 514 | 92 | 156 | 277 | 26 | 1 | 31 | 78 | 37 | 93 | 6 | 3 |
| Simontacchi, Jason | .077 | .077 | .143 | 26 | 13 | 2 | 1 | 1 | 0 | 0 | 0 | 0 | 1 | 5 | 0 | 0 |
| Stemle, Steve | .000 | .000 | .000 | 35 | 1 | 0 | 0 | 0 | 0 | 0 | 0 | 0 | 0 | 0 | 0 | 0 |
| Stocks, Nick | .500 | .500 | .500 | 12 | 2 | 0 | 1 | 1 | 0 | 0 | 0 | 0 | 0 | 0 | 0 | 0 |
| Taguchi, So | .327 | .455 | .362 | 17 | 55 | 5 | 18 | 25 | 4 | 0 | 1 | 7 | 1 | 10 | 6 | 0 |
| Thompson, Brad | .200 | .200 | .200 | 2 | 5 | 1 | 1 | 1 | 0 | 0 | 0 | 0 | 0 | 1 | 0 | 0 |
| Wainwright, Adam | .176 | .294 | .222 | 11 | 17 | 1 | 3 | 5 | 2 | 0 | 0 | 0 | 0 | 6 | 0 | 0 |
| Witt, Kevin | .306 | .600 | .353 | 131 | 477 | 81 | 146 | 286 | 30 | 1 | 36 | 107 | 28 | 112 | 2 | 0 |
| Woodard, Steve | .000 | .000 | .000 | 1 | 2 | 0 | 0 | 0 | 0 | 0 | 0 | 0 | 0 | 1 | 0 | 0 |
| Young, Tim | .000 | .000 | .000 | 3 | 0 | 0 | 0 | 0 | 0 | 0 | 0 | 0 | 0 | 0 | 0 | 0 |
| TEAM TOTAL | .279 | | | | 723 | | | | 174 | 675 | | | 82 | 35 | | |



2004 Memphis Redbirds Pitching Statistics

| PLAYER | W-L | ERA | G | GS | CG | SHO | GF | SV | IP | H | AB | R | ER | HR | BB | SO | AVG |
|--------------------|-------|------|----|----|----|-----|----|----|-------|-----|-----|-----|-----|----|----|-----|------|
| Ankiel, Rick | 1-0 | 0.00 | 1 | 1 | 0 | 0 | 0 | 0 | 6.0 | 1 | 19 | 1 | 0 | 0 | 0 | 5 | .053 |
| Benes, Alan | 8-10 | 5.60 | 28 | 27 | 0 | 0 | 0 | 0 | 160.2 | 193 | 634 | 102 | 100 | 27 | 79 | 94 | .304 |
| Calero, Kiko | 0-0 | 2.49 | 12 | 3 | 0 | 0 | 1 | 1 | 25.1 | 20 | 90 | 8 | 7 | 3 | 11 | 33 | .222 |
| Cali, Carmen | 1-1 | 2.70 | 17 | 0 | 0 | 0 | 7 | 3 | 20.0 | 17 | 75 | 6 | 6 | 4 | 4 | 20 | .227 |
| Creek, Doug | 2-1 | 4.71 | 33 | 0 | 0 | 0 | 5 | 0 | 28.2 | 28 | 106 | 16 | 15 | 1 | 11 | 39 | .264 |
| Cummings, Jeremy | 0-1 | 4.50 | 1 | 1 | 0 | 0 | 0 | 0 | 6.0 | 9 | 28 | 7 | 3 | 2 | 1 | 5 | .321 |
| Flores, Randy | 5-7 | 3.82 | 36 | 15 | 1 | 1 | 5 | 2 | 122.2 | 115 | 459 | 60 | 52 | 10 | 46 | 99 | .251 |
| Haren, Danny | 11-4 | 4.15 | 21 | 21 | 0 | 0 | 0 | 0 | 128.0 | 137 | 497 | 60 | 59 | 19 | 33 | 150 | .276 |
| Horgan, Joe | 0-1 | 6.52 | 10 | 0 | 0 | 0 | 6 | 0 | 9.2 | 14 | 40 | 7 | 7 | 3 | 3 | 8 | .350 |
| Journell, Jimmy | 0-0 | 0.00 | 4 | 0 | 0 | 0 | 2 | 1 | 2.2 | 4 | 12 | 0 | 0 | 0 | 1 | 5 | .333 |
| Martinez, Luis | 0-5 | 5.06 | 7 | 7 | 0 | 0 | 0 | 0 | 42.2 | 53 | 167 | 26 | 24 | 7 | 23 | 35 | .317 |
| Nussbeck, Mark | 2-1 | 3.50 | 3 | 3 | 1 | 0 | 1 | 0 | 18.0 | 21 | 73 | 7 | 7 | 1 | 4 | 14 | .288 |
| Paronto, Chad | 5-3 | 2.13 | 47 | 0 | 0 | 0 | 20 | 4 | 55.0 | 46 | 203 | 20 | 13 | 3 | 25 | 38 | .227 |
| Parrott, Rhett | 2-2 | 5.29 | 7 | 7 | 1 | 1 | 1 | 0 | 34.0 | 44 | 130 | 21 | 20 | 7 | 15 | 15 | .338 |
| Patterson, Danny | 0-0 | 6.75 | 9 | 0 | 0 | 0 | 3 | 0 | 6.2 | 8 | 27 | 5 | 5 | 0 | 7 | 7 | .296 |
| Pearce, Josh | 3-2 | 3.26 | 26 | 0 | 0 | 0 | 13 | 1 | 30.1 | 35 | 118 | 12 | 11 | 1 | 6 | 31 | .297 |
| Pearson, Jason | 1-4 | 4.55 | 26 | 0 | 0 | 0 | 12 | 0 | 29.2 | 29 | 115 | 17 | 15 | 5 | 12 | 26 | .252 |
| Rawson, Tony | 1-0 | 0.00 | 3 | 0 | 0 | 0 | 2 | 0 | 3.0 | 0 | 8 | 0 | 0 | 0 | 1 | 1 | .000 |
| Reyes, Al | 2-2 | 2.95 | 37 | 0 | 0 | 0 | 33 | 23 | 39.2 | 32 | 146 | 13 | 13 | 7 | 14 | 47 | .219 |
| Rodriguez, Nerio | 5-3 | 5.67 | 16 | 13 | 0 | 0 | 1 | 0 | 73.0 | 80 | 282 | 50 | 46 | 13 | 30 | 46 | .284 |
| Rust, Evan | 3-1 | 5.74 | 28 | 5 | 0 | 0 | 7 | 0 | 47.0 | 57 | 192 | 35 | 30 | 6 | 21 | 36 | .297 |
| Ryan, Jason | 1-7 | 7.36 | 14 | 13 | 0 | 0 | 0 | 0 | 66.0 | 98 | 283 | 62 | 54 | 18 | 30 | 34 | .346 |
| Simontacchi, Jason | 7-4 | 4.33 | 33 | 8 | 0 | 0 | 9 | 2 | 81.0 | 101 | 328 | 44 | 39 | 8 | 12 | 55 | .308 |
| Stemle, Steve | 6-3 | 3.49 | 54 | 0 | 0 | 0 | 11 | 3 | 77.1 | 87 | 298 | 30 | 30 | 7 | 14 | 43 | .292 |
| Stocks, Nick | 1-0 | 6.84 | 15 | 1 | 0 | 0 | 1 | 1 | 26.1 | 28 | 99 | 20 | 20 | 2 | 17 | 23 | .283 |
| Thompson, Brad | 1-0 | 5.52 | 3 | 3 | 0 | 0 | 0 | 0 | 14.2 | 20 | 62 | 10 | 9 | 3 | 3 | 10 | .323 |
| Wainwright, Adam | 4-4 | 5.37 | 12 | 12 | 0 | 0 | 0 | 0 | 63.2 | 68 | 255 | 47 | 38 | 12 | 28 | 64 | .267 |
| Woodard, Steve | 9-9 | 5.68 | 22 | 22 | 0 | 0 | 0 | 0 | 127.4 | 170 | 543 | 91 | 81 | 23 | 21 | 72 | .313 |
| Young, Tim | 0-2 | 9.00 | 8 | 0 | 0 | 0 | 1 | 0 | 12.0 | 16 | 52 | 12 | 12 | 6 | 4 | 12 | .308 |
| TEAM TOTAL | 73-71 | 4.74 | | | | | | | | | | | | | | | .286 |



Level: AA
League: Texas League
1st year of affiliation: 2005

Office / Shipping Address:
955 E. Trafficway
Springfield, MO 65802

Telephone: (417) 863-2143
Fax: (417) 863-0388
Email Address: springfield@stlcardinals.com
Website: www.springfieldcardinals.com

Stadium Name (year opened):
Hammons Field (2004)
Location: From I-44 or I-60, exit HWY 65 to the Chestnut Expressway Exit. Go West off of Chestnut Expressway and proceed to National. Turn left on National (South). Turn Right (West) on Trafficway.

General Manager: Matt Gifford
Media Contact: Mike Lindskog
Radio Announcers:
Mike Lindskog & Rob Evans
Station: JOCK 98.7 FM

Field Staff:
Manager: Chris Maloney
Pitching Coach: Blaise Ilsley
Hitting Coach: Dallas Williams
Trainer: Brad LaRosa

Visiting Club Hotel:
University Plaza
333 John Q. Hammons Parkway
Springfield, MO 65806
Telephone: (417) 864-7333

TEXAS LEAGUE™
OF PROFESSIONAL BASEBALL CLUBS



TENNESSEE SMOKIES 2004 FINAL ROSTER

| # | PLAYER | B | T | HT | WT | DOB |
|-----------------|-----------------|---|---|-----|-----|----------|
| PITCHERS | | | | | | |
| 6 | Josh Axelson | R | R | 6-1 | 200 | 12/04/78 |
| 27 | Greg Bauer | R | R | 6-1 | 195 | 11/30/77 |
| 26 | Buddy Blair | L | L | 6-1 | 206 | 7/02/81 |
| 38 | Andy Cavazos | R | R | 6-3 | 185 | 1/05/81 |
| 39 | Jeremy Cook | R | R | 6-6 | 235 | 3/02/78 |
| 32 | Jeremy Cummings | R | R | 6-2 | 215 | 11/07/76 |
| 11 | Tyler Johnson | S | L | 6-2 | 180 | 6/07/81 |
| 34 | Josh Kinney | R | R | 6-1 | 195 | 3/31/79 |
| 28 | Randy Leek | L | L | 6-0 | 175 | 4/18/77 |
| 43 | Todd Moser | L | L | 6-4 | 210 | 10/28/76 |
| 16 | Anthony Reyes | R | R | 6-2 | 215 | 10/16/81 |
| 25 | Brad Thompson | R | R | 6-1 | 190 | 1/31/82 |
| 31 | Mike Wodnicki | R | R | 6-3 | 210 | 1/17/80 |

CATCHERS

| | | | | | | |
|----|-------------|---|---|-----|-----|---------|
| 31 | Brad Cresse | R | R | 6-2 | 230 | 7/31/78 |
| 19 | Dan Moylan | L | R | 6-0 | 190 | 4/24/79 |

INFIELDERS

| | | | | | | |
|----|-----------------|---|---|------|-----|----------|
| 18 | Chris Duncan | L | R | 6-5 | 210 | 5/05/81 |
| 30 | Chad Ehmsberger | R | R | 5-10 | 210 | 11/29/77 |
| 9 | Corey Erickson | R | R | 5-11 | 190 | 1/10/77 |
| 20 | Nate Espy | R | R | 6-3 | 210 | 4/24/78 |
| 8 | Kevin Estrada | S | R | 6-2 | 185 | 10/01/80 |
| 13 | Milko Jaramillo | R | R | 5-11 | 165 | 1/21/80 |
| 7 | Gabe Johnson | R | R | 6-1 | 195 | 9/21/79 |
| 3 | Rayner Laya | R | R | 5-10 | 150 | 8/22/70 |
| 10 | Mike McCoy | R | R | 5-9 | 175 | 4/02/81 |
| 5 | John Nelson | R | R | 6-1 | 190 | 3/03/79 |

OUTFIELDERS

| | | | | | | |
|----|----------------|---|---|------|-----|----------|
| 15 | Papo Bolivar | R | R | 5-10 | 170 | 10/18/78 |
| 15 | Shaun Boyd | R | R | 5-10 | 175 | 8/15/81 |
| 13 | Reid Gorecki | R | R | 6-1 | 180 | 12/22/80 |
| 2 | Skip Schumaker | L | R | 5-10 | 175 | 2/03/80 |

FIELD MANAGER: Mark DeJohn



2004 Tennessee Smokies Batting Statistics

| PLAYER | AVG | SLG | OBP | G | AB | R | H | TB | 2B | 3B | HR | RBI | BB | SO | SB | CS |
|------------------|------|------|------|-----|-----|----|-----|-----|----|-----|-----|-----|----|-----|----|----|
| Ankiel, Rick | .000 | .000 | .000 | 2 | 4 | 0 | 0 | 0 | 0 | 0 | 0 | 0 | 0 | 0 | 0 | 0 |
| Axelson, Josh | .192 | .231 | .276 | 30 | 26 | 3 | 5 | 6 | 1 | 0 | 0 | 5 | 3 | 7 | 0 | 0 |
| Bauer, Greg | .000 | .000 | .000 | 10 | 1 | 0 | 0 | 0 | 0 | 0 | 0 | 0 | 0 | 1 | 0 | 0 |
| Blair, Buddy | .333 | .333 | .333 | 3 | 3 | 0 | 1 | 1 | 0 | 0 | 0 | 0 | 0 | 0 | 0 | 0 |
| Bolivar, Papo | .295 | .459 | .373 | 126 | 451 | 71 | 133 | 207 | 25 | 2 | 15 | 60 | 55 | 86 | 51 | 17 |
| Boyd, Shaun | .190 | .234 | .256 | 54 | 158 | 16 | 30 | 37 | 5 | 1 | 0 | 12 | 13 | 40 | 9 | 5 |
| Call, Carmen | .000 | .000 | .000 | 32 | 2 | 0 | 0 | 0 | 0 | 0 | 0 | 0 | 0 | 2 | 0 | 0 |
| Cavazos, Andy | .000 | .000 | .000 | 39 | 0 | 0 | 0 | 0 | 0 | 0 | 0 | 0 | 0 | 0 | 0 | 0 |
| Ciprian, Wilson | .000 | .000 | .000 | 11 | 1 | 1 | 0 | 0 | 0 | 0 | 0 | 0 | 0 | 0 | 0 | 0 |
| Colina, Javier | .265 | .422 | .302 | 85 | 313 | 52 | 83 | 132 | 14 | 4 | 9 | 48 | 17 | 49 | 5 | 3 |
| Cook, Jeremy | .083 | .083 | .108 | 26 | 36 | 1 | 3 | 3 | 0 | 0 | 0 | 0 | 0 | 17 | 0 | 0 |
| Cresse, Brad | .293 | .530 | .372 | 49 | 164 | 25 | 48 | 87 | 12 | 0 | 9 | 27 | 20 | 41 | 0 | 0 |
| Cummings, Jeremy | .192 | .231 | .222 | 16 | 26 | 0 | 5 | 6 | 1 | 0 | 0 | 2 | 1 | 12 | 0 | 0 |
| Duncan, Chris | .289 | .473 | .393 | 120 | 387 | 57 | 112 | 183 | 23 | 0 | 16 | 65 | 64 | 94 | 8 | 4 |
| Eickhorst, Chris | .262 | .405 | .380 | 15 | 42 | 7 | 11 | 17 | 3 | 0 | 1 | 8 | 8 | 15 | 0 | 0 |
| Erickson, Corey | .181 | .379 | .266 | 100 | 293 | 38 | 53 | 111 | 17 | 1 | 13 | 45 | 31 | 82 | 4 | 0 |
| Espy, Nate | .274 | .477 | .375 | 114 | 277 | 45 | 76 | 132 | 15 | 4 | 11 | 38 | 39 | 50 | 5 | 2 |
| Estrada, Kevin | .000 | .000 | .000 | 2 | 4 | 0 | 0 | 0 | 0 | 0 | 0 | 0 | 0 | 1 | 0 | 0 |
| Gorecki, Reid | .320 | .440 | .370 | 7 | 25 | 1 | 8 | 11 | 3 | 0 | 0 | 1 | 2 | 3 | 1 | 0 |
| Hamilton, Jon | .241 | .351 | .301 | 114 | 316 | 37 | 76 | 111 | 15 | 1 | 6 | 32 | 28 | 73 | 16 | 5 |
| Haynes, Dee | .243 | .350 | .328 | 31 | 103 | 8 | 25 | 36 | 2 | 0 | 3 | 14 | 8 | 18 | 0 | 0 |
| Jaramillo, Milko | .223 | .321 | .298 | 69 | 184 | 22 | 41 | 59 | 3 | 0 | 5 | 29 | 20 | 37 | 1 | 1 |
| Johnson, Gabe | .267 | .447 | .334 | 127 | 450 | 64 | 120 | 201 | 27 | 0 | 18 | 66 | 43 | 118 | 7 | 1 |
| Johnson, Tyler | .000 | .000 | 1.00 | 45 | 0 | 0 | 0 | 0 | 0 | 0 | 0 | 0 | 1 | 0 | 0 | 0 |
| Kinney, Josh | .000 | .000 | .000 | 43 | 1 | 0 | 0 | 0 | 0 | 0 | 0 | 0 | 0 | 0 | 0 | 0 |
| Leek, Randy | .194 | .226 | .265 | 22 | 31 | 2 | 6 | 7 | 1 | 0 | 0 | 0 | 3 | 8 | 1 | 0 |
| Martinez, Luis | .042 | .042 | .179 | 14 | 24 | 0 | 1 | 1 | 0 | 0 | 0 | 1 | 4 | 17 | 0 | 0 |
| McCoy, Mike | .000 | .000 | .000 | 3 | 6 | 0 | 0 | 0 | 0 | 0 | 0 | 0 | 0 | 3 | 0 | 0 |
| Moser, Todd | .286 | .286 | .318 | 30 | 21 | 4 | 6 | 6 | 0 | 0 | 0 | 3 | 1 | 6 | 0 | 0 |
| Narveson, Chris | .190 | .238 | .277 | 22 | 42 | 6 | 8 | 10 | 2 | 0 | 0 | 1 | 5 | 18 | 0 | 0 |
| Nelson, John | .301 | .524 | .396 | 63 | 206 | 41 | 62 | 108 | 16 | 3 | 8 | 29 | 31 | 56 | 6 | 2 |
| Parker, Matt | .000 | .000 | .000 | 23 | 2 | 0 | 0 | 0 | 0 | 0 | 0 | 0 | 0 | 0 | 0 | 0 |
| Reyes, Anthony | .211 | .526 | .286 | 10 | 19 | 2 | 4 | 10 | 0 | 0 | 2 | 5 | 1 | 9 | 0 | 0 |
| Rust, Evan | .000 | .000 | .000 | 18 | 2 | 0 | 0 | 0 | 0 | 0 | 0 | 0 | 0 | 1 | 0 | 0 |
| Schumaker, Skip | .316 | .419 | .389 | 138 | 516 | 78 | 163 | 216 | 29 | 6 | 4 | 43 | 60 | 61 | 19 | 14 |
| Stocks, Nick | .250 | 1.00 | .250 | 29 | 4 | 1 | 1 | 4 | 0 | 0 | 1 | 2 | 0 | 1 | 0 | 0 |
| Thompson, Brad | .158 | .158 | .238 | 12 | 19 | 1 | 3 | 3 | 0 | 0 | 0 | 2 | 2 | 6 | 0 | 0 |
| Wodnicki, Mike | .000 | .000 | .000 | 16 | 7 | 0 | 0 | 0 | 0 | 0 | 0 | 0 | 0 | 4 | 0 | 0 |
| TEAM TOTAL | .261 | | | | 634 | | | | | 129 | 593 | | | 134 | 56 | |



2004 Tennessee Smokies Pitching Statistics

| PLAYER | W-L | ERA | G | GS | CG | SHO | GF | SV | IP | H | AB | R | ER | HR | BB | SO | AVG |
|------------------|-------|------|----|----|----|-----|----|----|-------|-----|-----|----|----|----|----|-----|------|
| Ankiel, Rick | 1-0 | 0.00 | 2 | 2 | 0 | 0 | 0 | 0 | 9.0 | 3 | 30 | 1 | 0 | 0 | 2 | 7 | .100 |
| Axelson, Josh | 6-5 | 4.80 | 34 | 14 | 0 | 0 | 5 | 0 | 105.0 | 97 | 386 | 58 | 56 | 19 | 39 | 76 | .251 |
| Bauer, Greg | 1-0 | 0.00 | 10 | 0 | 0 | 0 | 2 | 0 | 13.1 | 8 | 45 | 2 | 0 | 0 | 5 | 11 | .178 |
| Blair, Buddy | 0-1 | 6.75 | 3 | 3 | 0 | 0 | 0 | 0 | 9.1 | 14 | 41 | 7 | 7 | 0 | 5 | 5 | .341 |
| Cali, Carmen | 1-2 | 2.91 | 38 | 0 | 0 | 0 | 23 | 14 | 46.1 | 43 | 175 | 19 | 15 | 3 | 19 | 47 | .246 |
| Cavazos, Andy | 2-5 | 6.14 | 46 | 0 | 0 | 0 | 14 | 1 | 51.1 | 67 | 206 | 40 | 35 | 6 | 32 | 41 | .325 |
| Ciprian, Wilson | 1-2 | 5.85 | 14 | 0 | 0 | 0 | 6 | 0 | 20.0 | 31 | 87 | 17 | 13 | 2 | 6 | 9 | .356 |
| Cook, Jeremy | 8-3 | 4.19 | 29 | 16 | 0 | 0 | 3 | 0 | 116.0 | 118 | 447 | 59 | 54 | 12 | 21 | 67 | .264 |
| Cummings, Jeremy | 5-1 | 3.44 | 17 | 17 | 2 | 1 | 2 | 0 | 91.2 | 84 | 346 | 41 | 35 | 12 | 30 | 69 | .243 |
| Johnson, Tyler | 2-2 | 4.79 | 53 | 0 | 0 | 0 | 21 | 4 | 56.1 | 48 | 209 | 32 | 30 | 4 | 37 | 77 | .230 |
| Kingery, Jarrod | 1-0 | 9.00 | 3 | 0 | 0 | 0 | 1 | 0 | 3.0 | 6 | 14 | 4 | 3 | 0 | 1 | 2 | .429 |
| Kinney, Josh | 3-8 | 5.50 | 50 | 0 | 0 | 0 | 25 | 4 | 55.2 | 67 | 218 | 40 | 34 | 6 | 34 | 48 | .307 |
| Leek, Randy | 3-10 | 4.38 | 23 | 22 | 1 | 0 | 1 | 0 | 125.1 | 138 | 479 | 67 | 61 | 23 | 30 | 56 | .288 |
| Martinez, Luis | 7-7 | 4.10 | 16 | 16 | 0 | 0 | 0 | 0 | 94.1 | 96 | 357 | 51 | 43 | 7 | 36 | 77 | .269 |
| Moser, Todd | 2-5 | 5.85 | 30 | 9 | 1 | 0 | 7 | 0 | 74.4 | 92 | 301 | 51 | 49 | 5 | 33 | 46 | .306 |
| Narveson, Chris | 5-10 | 4.16 | 23 | 23 | 0 | 0 | 0 | 0 | 127.2 | 114 | 475 | 64 | 59 | 11 | 51 | 121 | .240 |
| Reyes, Tony | 6-2 | 3.03 | 12 | 12 | 0 | 0 | 0 | 0 | 74.1 | 62 | 275 | 27 | 25 | 3 | 13 | 102 | .225 |
| Rust, Evan | 3-1 | 2.59 | 22 | 0 | 0 | 0 | 16 | 6 | 24.1 | 18 | 91 | 9 | 7 | 1 | 12 | 22 | .198 |
| Stocks, Nick | 4-3 | 3.66 | 31 | 0 | 0 | 0 | 12 | 2 | 39.1 | 29 | 142 | 17 | 16 | 3 | 20 | 43 | .204 |
| Thompson, Brad | 8-2 | 2.36 | 13 | 12 | 2 | 2 | 2 | 0 | 72.1 | 56 | 264 | 19 | 19 | 6 | 11 | 57 | .212 |
| Wodnicki, Mike | 0-310 | .29 | 17 | 3 | 0 | 0 | 5 | 0 | 35.0 | 58 | 154 | 42 | 40 | 10 | 10 | 14 | .377 |
| TEAM TOTAL | 69-71 | 4.27 | | | | | | | | | | | | | | | .263 |



Level: High Class A
League: Florida State League
1st year of affiliation: 2003

General Manager: Rob Rabenecker
Media Contact: Tony Suarez
Radio Announcer: None

Office / Shipping Address:
4751 Main St.
Jupiter, FL 33458

Field Staff:
Manager: Ron "Pop" Warner
Pitching Coach: Derek Lilliquist
Hitting Coach: Derrick May
Trainer: Allen Thompson

Telephone: (561) 775-1818
Fax: (561) 691-6886
Email Address: info@rogerdeanstadium.com
Website: www.palmbeachcardinals.com

Visiting Club Hotel:
Waterford Hotel & Conf. Center
11360 US Highway 1
North Palm Beach, FL 33408
Telephone: (561) 624-7186

Stadium Name (year opened):
Roger Dean Stadium (1998)
Location:
I-95 to exit 83, East on Donald Ross Road for 1/4 mile.





PALM BEACH CARDINALS 2004 FINAL ROSTER

| # | PLAYER | B | T | HT | WT | DOB |
|-----------------|------------------|---|---|------|-----|----------|
| PITCHERS | | | | | | |
| 34 | Tyler Adamczyk | R | R | 6-6 | 190 | 11/09/82 |
| 48 | Rick Ankiel | L | L | 6-1 | 215 | 7/19/79 |
| 47 | Roberto Batista | R | R | 6-1 | 165 | 3/10/82 |
| 26 | Buddy Blair | L | L | 6-1 | 206 | 7/02/81 |
| 23 | Wilson Ciprian | R | R | 5-11 | 160 | 11/14/82 |
| 33 | Justin Garza | R | R | 6-1 | 190 | 7/13/82 |
| 22 | Blake Hawksworth | R | R | 6-3 | 195 | 3/01/83 |
| 55 | Wayne Lundgren | R | R | 6-6 | 180 | 4/21/82 |
| 43 | Jordan Pals | R | R | 6-8 | 205 | 10/18/80 |
| 52 | Chad Petty | L | L | 6-4 | 200 | 2/17/82 |
| 32 | Anthony Rawson | L | L | 5-11 | 180 | 7/31/80 |
| 19 | Chris Russ | R | R | 5-11 | 185 | 3/27/79 |
| 12 | Rich Scalamandre | R | R | 5-11 | 195 | 8/20/80 |
| 39 | Jared Smith | L | R | 6-2 | 200 | 12/01/78 |
| 24 | Josh Teekel | R | R | 6-5 | 200 | 9/18/80 |
| 49 | Shane Wallace | L | L | 6-2 | 200 | 12/29/80 |

CATCHERS

| | | | | | | |
|----|---------------|---|---|-----|-----|---------|
| 5 | Jason Motte | R | R | 6-0 | 195 | 6/22/82 |
| 18 | Ben Rosenthal | L | R | 6-0 | 210 | 7/25/79 |

INFIELDERS

| | | | | | | |
|----|--------------------|---|---|------|-----|----------|
| 4 | Blake Blasi | S | R | 5-8 | 160 | 5/23/79 |
| 37 | Daryl Clark | L | R | 6-2 | 210 | 9/25/79 |
| 8 | Kevin Estrada | S | R | 6-2 | 185 | 10/01/80 |
| 23 | Travis Hanson | L | R | 6-2 | 195 | 1/24/81 |
| 3 | Rayner Laya | R | R | 5-10 | 150 | 8/22/70 |
| 10 | Mike McCoy | R | R | 5-9 | 175 | 4/02/81 |
| 40 | John Santor | R | R | 6-1 | 215 | 11/16/81 |
| 11 | Andy Schutzenhofer | L | L | 6-0 | 195 | 1/24/81 |

OUTFIELDERS

| | | | | | | |
|----|------------------|---|---|-----|-----|----------|
| 7 | Greg Catalanotte | S | R | 6-3 | 210 | 6/18/77 |
| 25 | Terry Evans | R | R | 6-3 | 200 | 1/19/82 |
| 29 | Jason Frome | L | L | 6-0 | 190 | 7/03/79 |
| 13 | Reid Gorecki | R | R | 6-1 | 180 | 12/22/80 |
| 41 | Matt Lemanczyk | R | R | 6-2 | 195 | 10/05/80 |

FIELD MANAGER: Tom Nieto



2004 Palm Beach Cardinals Batting Statistics

| PLAYER | AVG | SLG | OBP | G | AB | R | H | TB | 2B | 3B | HR | RBI | BB | SO | SB | CS |
|---------------------|------|------|------|-----|------|----|-----|-----|----|----|----|-----|----|-----|----|----|
| Blasi, Blake | .266 | .354 | .361 | 72 | 158 | 23 | 42 | 56 | 7 | 2 | 1 | 22 | 23 | 32 | 4 | 4 |
| Boyd, Shaun | .344 | .510 | .390 | 39 | 157 | 23 | 54 | 80 | 12 | 1 | 4 | 26 | 11 | 22 | 7 | 6 |
| Catalanotte, Greg | .248 | .372 | .343 | 124 | 403 | 54 | 100 | 150 | 30 | 4 | 4 | 50 | 51 | 112 | 3 | 2 |
| Clark, Daryl | .221 | .368 | .336 | 31 | 95 | 13 | 21 | 35 | 5 | 0 | 3 | 21 | 16 | 30 | 1 | 0 |
| Davis, John-Paul | .237 | .271 | .355 | 38 | 118 | 14 | 28 | 32 | 4 | 0 | 0 | 12 | 17 | 28 | 0 | 0 |
| Dryer, Matt | .250 | .250 | .250 | 1 | 4 | 0 | 1 | 1 | 0 | 0 | 0 | 1 | 0 | 1 | 0 | 0 |
| Ehmsberger, Chad | .245 | .394 | .359 | 71 | 208 | 33 | 51 | 82 | 15 | 2 | 4 | 32 | 35 | 41 | 5 | 3 |
| Eickhorst, Chris | .120 | .160 | .185 | 10 | 25 | 2 | 3 | 4 | 1 | 0 | 0 | 1 | 2 | 9 | 0 | 0 |
| Estrada, Kevin | .263 | .385 | .326 | 91 | 312 | 39 | 82 | 120 | 19 | 5 | 3 | 47 | 29 | 36 | 20 | 6 |
| Evans, Terry | .224 | .397 | .281 | 19 | 58 | 7 | 13 | 23 | 4 | 0 | 2 | 7 | 4 | 16 | 1 | 0 |
| Frome, Jason | .214 | .388 | .330 | 37 | 98 | 10 | 21 | 38 | 3 | 1 | 4 | 12 | 17 | 35 | 2 | 1 |
| Gorecki, Reid | .277 | .398 | .343 | 118 | 440 | 74 | 122 | 175 | 23 | 3 | 8 | 47 | 46 | 80 | 23 | 9 |
| Hanson, Travis | .259 | .335 | .321 | 57 | 224 | 26 | 58 | 75 | 11 | 0 | 2 | 35 | 19 | 38 | 2 | 3 |
| Hunter, Brian | .182 | .182 | .250 | 3 | 11 | 1 | 2 | 2 | 0 | 0 | 0 | 0 | 1 | 1 | 1 | 0 |
| Jaramillo, Milko | .283 | .358 | .321 | 15 | 53 | 7 | 15 | 19 | 1 | 0 | 1 | 11 | 2 | 7 | 1 | 2 |
| Laya, Rayner | .251 | .289 | .319 | 101 | 387 | 64 | 97 | 112 | 9 | 3 | 0 | 30 | 39 | 34 | 41 | 19 |
| Lemanczyk, Matt | .232 | .278 | .301 | 89 | 302 | 38 | 70 | 84 | 7 | 2 | 1 | 25 | 25 | 55 | 33 | 11 |
| Marcelli, Brandon | .143 | .143 | .333 | 10 | 14 | 0 | 2 | 2 | 0 | 0 | 0 | 1 | 3 | 9 | 0 | 0 |
| McCoy, Mike | .299 | .412 | .416 | 62 | 177 | 34 | 53 | 73 | 12 | 1 | 2 | 23 | 31 | 32 | 7 | 4 |
| Motte, Jason | .174 | .202 | .193 | 108 | 287 | 22 | 50 | 58 | 5 | 0 | 1 | 24 | 6 | 94 | 1 | 2 |
| Palmer, Cody | .000 | .000 | .000 | 1 | 1 | 0 | 0 | 0 | 0 | 0 | 0 | 0 | 0 | 1 | 0 | 0 |
| Parker, Tyler | .273 | .333 | .294 | 9 | 33 | 5 | 9 | 11 | 2 | 0 | 0 | 3 | 0 | 12 | 0 | 0 |
| Pena, Omar | .286 | .429 | .375 | 2 | 7 | 2 | 2 | 3 | 1 | 0 | 0 | 0 | 1 | 1 | 0 | 0 |
| Rodriguez, Marcos | .350 | .350 | .481 | 12 | 20 | 4 | 7 | 7 | 0 | 0 | 0 | 4 | 6 | 8 | 0 | 0 |
| Roper, Zack | .286 | .429 | .286 | 4 | 7 | 1 | 2 | 3 | 1 | 0 | 0 | 0 | 0 | 2 | 0 | 0 |
| Rosenthal, Ben | .257 | .381 | .336 | 52 | 105 | 11 | 27 | 40 | 4 | 0 | 3 | 17 | 13 | 23 | 1 | 2 |
| Santor, John | .210 | .371 | .266 | 41 | 124 | 16 | 26 | 46 | 6 | 1 | 4 | 21 | 9 | 43 | 0 | 1 |
| Schutzenhofer, Andy | .292 | .367 | .386 | 121 | 373 | 65 | 109 | 137 | 15 | 2 | 3 | 56 | 51 | 36 | 3 | 2 |
| Tucker, Mamon | .264 | .350 | .305 | 42 | 140 | 15 | 37 | 49 | 5 | 2 | 1 | 17 | 7 | 31 | 3 | 2 |
| TEAM TOTAL | .254 | | | | .603 | | | | | | 51 | 545 | | 159 | 79 | |



2004 Palm Beach Cardinals Pitching Statistics

| PLAYER | W-L | ERA | G | GS | CG | SHO | GF | SV | IP | H | AB | R | ER | HR | BB | SO | AVG |
|-------------------|-------|------|----|----|----|-----|----|----|-------|-----|-----|----|----|----|----|-----|------|
| Adamczyk, Tyler | 5-10 | 5.00 | 26 | 25 | 3 | 0 | 3 | 0 | 136.2 | 143 | 518 | 85 | 76 | 12 | 71 | 81 | .276 |
| Ankiel, Rick | 0-1 | 2.08 | 3 | 3 | 0 | 0 | 0 | 0 | 8.2 | 5 | 30 | 4 | 2 | 0 | 0 | 11 | .167 |
| Batista, Roberto | 4-5 | 4.55 | 53 | 0 | 0 | 0 | 21 | 1 | 59.1 | 68 | 228 | 38 | 30 | 2 | 22 | 35 | .298 |
| Blair, Buddy | 11-10 | 4.40 | 26 | 26 | 1 | 0 | 1 | 0 | 161.2 | 178 | 627 | 85 | 79 | 10 | 38 | 101 | .284 |
| Brey, Josh | 0-11 | 2.27 | 1 | 1 | 0 | 0 | 0 | 0 | 3.2 | 5 | 16 | 5 | 2 | 0 | 4 | | .313 |
| Caple, Chance | 1-0 | 1.69 | 3 | 3 | 0 | 0 | 0 | 0 | 16.0 | 12 | 56 | 3 | 3 | 1 | 7 | 10 | .214 |
| Ciprian, Wilson | 5-4 | 2.61 | 38 | 0 | 0 | 0 | 28 | 11 | 48.1 | 47 | 184 | 17 | 14 | 4 | 10 | 31 | .255 |
| Cook, B.R. | 0-0 | 7.50 | 3 | 2 | 0 | 0 | 0 | 0 | 6.0 | 9 | 28 | 6 | 5 | 1 | 4 | 3 | .321 |
| Cotton, Nate | 0-0 | 0.00 | 1 | 0 | 0 | 0 | 0 | 0 | 1.0 | 0 | 3 | 0 | 0 | 0 | 0 | 1 | .000 |
| Garza, Justin | 6-1 | 2.53 | 27 | 0 | 0 | 0 | 23 | 10 | 32.0 | 28 | 19 | 9 | 9 | 1 | 14 | 19 | .235 |
| Hawksworth, Blake | 1-0 | 5.91 | 2 | 2 | 0 | 0 | 0 | 0 | 10.2 | 10 | 40 | 7 | 7 | 2 | 3 | 11 | .250 |
| Kinney, Josh | 0-1 | 4.32 | 7 | 0 | 0 | 0 | 3 | 0 | 8.1 | 8 | 31 | 6 | 4 | 1 | 6 | 12 | .258 |
| Lundgren, Wayne | 0-1 | 4.26 | 8 | 0 | 0 | 0 | 0 | 0 | 12.2 | 8 | 45 | 7 | 6 | 1 | 1 | 5 | .178 |
| Mondesir, James | 1-2 | 3.67 | 17 | 8 | 0 | 0 | 4 | 0 | 61.1 | 61 | 238 | 32 | 25 | 10 | 24 | 37 | .256 |
| Pals, Jordan | 5-1 | 2.69 | 11 | 11 | 1 | 1 | 1 | 0 | 60.1 | 60 | 228 | 22 | 18 | 1 | 19 | 43 | .263 |
| Pena, Omar | 1-0 | 6.00 | 1 | 1 | 0 | 0 | 0 | 0 | 6.0 | 9 | 25 | 4 | 4 | 2 | 0 | 2 | .360 |
| Petty, Chad | 3-2 | 5.25 | 23 | 3 | 0 | 0 | 1 | 0 | 60.0 | 62 | 232 | 39 | 35 | 8 | 16 | 38 | .267 |
| Rawson, Tony | 0-2 | 2.16 | 53 | 0 | 0 | 0 | 12 | 5 | 75.0 | 55 | 275 | 23 | 18 | 1 | 23 | 44 | .200 |
| Reyes, Tony | 2-0 | 4.40 | 6 | 6 | 0 | 0 | 0 | 0 | 30.2 | 32 | 116 | 17 | 15 | 3 | 7 | 36 | .276 |
| Russ, Chris | 0-0 | 0.00 | 7 | 0 | 0 | 0 | 5 | 5 | 8.0 | 4 | 28 | 0 | 0 | 0 | 2 | 2 | .143 |
| Santor, John | 0-0 | 3.00 | 1 | 1 | 0 | 0 | 0 | 0 | 3.0 | 4 | 12 | 1 | 1 | 0 | 0 | 2 | .333 |
| Scalamandre, Rich | 3-2 | 4.08 | 40 | 0 | 0 | 0 | 9 | 0 | 46.1 | 41 | 168 | 22 | 21 | 2 | 26 | 48 | .244 |
| Stemle, Steve | 2-0 | 0.00 | 2 | 0 | 0 | 0 | 0 | 0 | 3.0 | 1 | 9 | 0 | 0 | 0 | 0 | 0 | .111 |
| Teekel, Josh | 9-6 | 3.93 | 26 | 25 | 0 | 0 | 0 | 0 | 142.0 | 134 | 520 | 67 | 62 | 7 | 57 | 96 | .258 |
| Wallace, Shane | 7-6 | 3.14 | 54 | 0 | 0 | 0 | 22 | 1 | 63.0 | 38 | 221 | 27 | 22 | 4 | 40 | 37 | .172 |
| Wodnicki, Mike | 2-2 | 3.81 | 6 | 5 | 0 | 0 | 0 | 0 | 28.1 | 27 | 111 | 14 | 12 | 2 | 2 | 17 | .243 |
| TEAM TOTAL | 73-61 | 3.84 | | | | | | | | | | | | | | | .255 |



Level: Low Class A
League: Midwest League
1st year of affiliation: 2005

Office / Shipping Address:
209 S. Gaines St.
Davenport, IA 52802

Telephone: (563) 324-3000
Fax: (563) 324-3109
Email Address: jazzed@swingbaseball.com
Website: www.swingbaseball.com

Stadium Name (year opened):
John O'Donnell Stadium (1931)
Location: From I-74, take State St. exit, West onto River
Drive, South on Gaines St.

President: Kevin Krause
Media Contact: Andrew Rudnik
Radio Announcers:
Andrew Rudnik & Ben Chiswick
Station: 1270 AM

Field Staff:
Manager: Joe Cunningham
Pitching Coach: Bryan Eversgerd
Hitting Coach: Keith Mitchell
Trainer: Brian Puchalski

Visiting Club Hotel:
N/A





PEORIA CHIEFS 2004 FINAL ROSTER

| # | PLAYER | B | T | HT | WT | DOB |
|--------------------|--------------------|---|---|------|-----|-----------|
| PITCHERS | | | | | | |
| 15 | Adam Acosta | R | R | 6'0 | 190 | 10/21/81 |
| 24 | Josh Brey | R | L | 6'0 | 185 | 8/26/79 |
| 20 | Cristobal Correa | R | R | 6'1 | 175 | 12/05/79 |
| 31 | Brandon DeJaynes | R | R | 6'2 | 190 | 9/10/80 |
| 5 | Eric Drown | R | R | 6'2 | 200 | 2/21/80 |
| 13 | Ruben Flores | R | R | 6'4 | 165 | 5/19/84 |
| 28 | Brantley Jordan | L | L | 6'0 | 190 | 4/24/81 |
| 23 | Chris Lambert | R | R | 6'1 | 205 | 3/08/83 |
| 55 | Wayne Lundgren | R | R | 6'7 | 180 | 4/21/82 |
| 19 | Kyle McClellan | R | R | 6'2 | 185 | 6/12/84 |
| 22 | Mark Michael | R | R | 6'4 | 215 | 8/25/82 |
| 53 | James Mondesir | S | R | 6'4 | 210 | 6/10/79 |
| 43 | Jordan Pals | R | R | 6'8 | 205 | 10/18/80 |
| 39 | Michael Parisi | R | R | 6'3 | 215 | 4/18/83 |
| 16 | Stuart Pomeranz | R | R | 6'7 | 220 | 12/17/84 |
| 23 | Derek Roper | R | R | 6'6 | 205 | 12/31/80 |
| 40 | Scott Schweitzer | L | L | 6'3 | 235 | 5/04/80 |
| 27 | Peter Soteropoulos | L | L | 6'1 | 210 | 8/05/81 |
| 9 | Jaime Torres | R | R | 5'11 | 195 | 1/12/82 |
| 32 | Mark Worrell | R | R | 6'1 | 200 | 3/18/82 |
| CATCHERS | | | | | | |
| 18 | Matt Pagnozzi | R | R | 6'2 | 205 | 11/10/82 |
| 29 | Cody Palmer | R | R | 6'0 | 200 | 8/25/1981 |
| INFIELDERS | | | | | | |
| 34 | John-Paul Davis | R | R | 6'4 | 220 | 12/20/78 |
| 33 | Matt Dryer | R | R | 6'2 | 190 | 11/12/79 |
| 4 | Calvin Hayes | R | R | 5'9 | 190 | 3/21/84 |
| 8 | Jarrett Hoffpauir | R | R | 5'9 | 175 | 6/18/83 |
| 25 | Joe Mather | R | R | 6'4 | 190 | 7/23/82 |
| 26 | Brendan Ryan | R | R | 6'2 | 195 | 3/26/82 |
| 40 | John Santor | S | R | 6'1 | 215 | 11/16/81 |
| OUTFIELDERS | | | | | | |
| 25 | Terry Evans | R | R | 6'3 | 200 | 1/19/82 |
| 30 | Sal Frisella | R | R | 6'1 | 215 | 4/10/81 |
| 15 | Cody Haerther | L | R | 6'0 | 190 | 7/14/83 |
| 9 | Jutt Hileman | R | R | 6'1 | 180 | 7/13/81 |
| 3 | Anthony Monegan | L | R | 6'1 | 170 | 5/11/79 |
| 37 | Marcos Rodriguez | L | L | 6'0 | 180 | 4/07/83 |

FIELD MANAGER: Joe Cunningham




2004 Peoria Chiefs Batting Statistics

| PLAYER | AVG | SLG | OBP | G | AB | R | H | TB | 2B | 3B | HR | RBI | BB | SO | SB | CS |
|----------------------|------|------|------|-----|-----|----|-----|-----|----|-----|-----|-----|----|-----|----|----|
| Barton, Daric | .313 | .511 | .445 | 90 | 313 | 63 | 98 | 160 | 23 | 0 | 13 | 77 | 69 | 44 | 4 | 4 |
| Boyer, Kyle | .255 | .298 | .352 | 16 | 47 | 10 | 12 | 14 | 0 | 1 | 0 | 2 | 6 | 5 | 1 | 2 |
| Davis, John-Paul | .296 | .479 | .387 | 68 | 240 | 45 | 71 | 115 | 14 | 0 | 10 | 38 | 31 | 57 | 0 | 0 |
| Dobson, Sean | .286 | .286 | .444 | 4 | 7 | 3 | 2 | 2 | 0 | 0 | 0 | 0 | 1 | 3 | 0 | 0 |
| Dryer, Matt | .294 | .460 | .401 | 72 | 235 | 38 | 69 | 108 | 18 | 0 | 7 | 51 | 44 | 59 | 0 | 1 |
| Evans, Terry | .222 | .393 | .301 | 101 | 365 | 48 | 81 | 143 | 21 | 1 | 13 | 59 | 35 | 105 | 8 | 3 |
| Frisella, Sal | .263 | .410 | .352 | 51 | 156 | 25 | 41 | 64 | 4 | 2 | 5 | 26 | 18 | 43 | 4 | 1 |
| Haerther, Cody | .316 | .436 | .383 | 86 | 326 | 48 | 103 | 142 | 20 | 2 | 5 | 45 | 32 | 59 | 7 | 3 |
| Hayes, Calvin | .304 | .354 | .368 | 41 | 158 | 28 | 48 | 56 | 2 | 0 | 2 | 12 | 16 | 25 | 6 | 3 |
| Hileman, Jutt | .261 | .304 | .320 | 12 | 23 | 2 | 6 | 7 | 1 | 0 | 0 | 0 | 2 | 7 | 0 | 0 |
| Hoffpauir, Jarrett | .271 | .425 | .369 | 67 | 247 | 35 | 67 | 105 | 21 | 1 | 5 | 31 | 32 | 23 | 3 | 6 |
| Jaramillo, Milko | .274 | .355 | .357 | 22 | 62 | 7 | 17 | 22 | 3 | 1 | 0 | 8 | 8 | 10 | 1 | 1 |
| Marcelli, Brandon | .273 | .443 | .304 | 29 | 88 | 10 | 24 | 39 | 6 | 0 | 3 | 12 | 4 | 26 | 0 | 1 |
| Mather, Joe | .253 | .432 | .333 | 65 | 241 | 34 | 61 | 104 | 18 | 2 | 7 | 31 | 24 | 70 | 3 | 3 |
| McCoy, Mike | .208 | .315 | .296 | 50 | 178 | 25 | 37 | 56 | 7 | 3 | 2 | 16 | 21 | 33 | 8 | 1 |
| Monegan, Anthony | .287 | .411 | .367 | 124 | 509 | 97 | 151 | 209 | 31 | 9 | 3 | 53 | 54 | 94 | 19 | 9 |
| Pagnozzi, Matthew | .209 | .265 | .277 | 73 | 215 | 29 | 45 | 57 | 10 | 1 | 0 | 14 | 15 | 54 | 4 | 1 |
| Palmer, Cody | .308 | .538 | .387 | 13 | 26 | 4 | 8 | 14 | 0 | 0 | 2 | 5 | 4 | 7 | 0 | 0 |
| Parker, Tyler | .265 | .419 | .326 | 85 | 291 | 39 | 77 | 122 | 11 | 2 | 10 | 48 | 23 | 87 | 9 | 7 |
| Patrick, Christopher | .308 | .500 | .387 | 7 | 26 | 7 | 8 | 13 | 2 | 0 | 1 | 6 | 2 | 2 | 0 | 0 |
| Pena, Omar | .276 | .358 | .323 | 83 | 246 | 38 | 68 | 88 | 9 | 1 | 3 | 19 | 16 | 48 | 3 | 5 |
| Rodriguez, Marcos | .178 | .222 | .260 | 13 | 45 | 5 | 8 | 10 | 2 | 0 | 0 | 5 | 5 | 9 | 0 | 0 |
| Rosenthal, Ben | .300 | .300 | .417 | 3 | 10 | 2 | 3 | 3 | 0 | 0 | 0 | 0 | 2 | 2 | 0 | 0 |
| Ryan, Brendan | .322 | .404 | .356 | 105 | 426 | 72 | 137 | 172 | 21 | 4 | 2 | 59 | 24 | 42 | 30 | 7 |
| Santor, John | .264 | .488 | .330 | 68 | 250 | 39 | 66 | 122 | 17 | 0 | 13 | 53 | 21 | 69 | 7 | 4 |
| Sherman, Steve | .290 | .581 | .333 | 7 | 31 | 6 | 9 | 18 | 0 | 0 | 3 | 12 | 2 | 5 | 0 | 0 |
| TEAM TOTAL | .277 | | | | 759 | | | | | 109 | 682 | | | 117 | 62 | |



2004 Peoria Chiefs Pitching Statistics

| PLAYER | W-L | ERA | G | GS | CG | SHO | GF | SV | IP | H | AB | R | ER | HR | BB | SO | AVG |
|---------------------|----------|-------|----|----|----|-----|----|----|-------|-----|-----|----|----|----|----|-----|------|
| Acosta, Adam | 0-0 | 13.50 | 5 | 1 | 0 | 0 | 0 | 0 | 7.1 | 13 | 34 | 13 | 11 | 1 | 4 | 9 | .382 |
| Aguero, Miguel | 2-2 | 7.94 | 7 | 5 | 0 | 0 | 0 | 0 | 28.1 | 45 | 126 | 26 | 25 | 3 | 7 | 16 | .357 |
| Brey, Josh | 3-2 | 3.34 | 34 | 4 | 0 | 0 | 7 | 0 | 62.0 | 66 | 235 | 27 | 23 | 2 | 23 | 47 | .281 |
| Brown, Justin | 0-0 | 0.00 | 4 | 0 | 0 | 0 | 0 | 0 | 2.2 | 1 | 11 | 5 | 0 | 0 | 5 | 2 | .091 |
| Burch, Jason | 5-5 | 3.61 | 44 | 0 | 0 | 0 | 36 | 21 | 52.1 | 42 | 192 | 22 | 21 | 1 | 24 | 60 | .219 |
| Correa, Cristobal | 3-6 | 3.86 | 19 | 16 | 1 | 0 | 1 | 0 | 91.0 | 92 | 345 | 46 | 39 | 7 | 36 | 59 | .267 |
| DeJaynes, Brandon | 5-3 | 4.29 | 49 | 1 | 0 | 0 | 11 | 2 | 71.1 | 38 | 243 | 39 | 34 | 6 | 57 | 106 | .156 |
| Dove, Dennis | 0-1 | 7.04 | 2 | 2 | 0 | 0 | 0 | 0 | 7.2 | 7 | 27 | 7 | 6 | 1 | 7 | 3 | .259 |
| Drown, Eric | 4-5 | 5.03 | 24 | 15 | 0 | 0 | 3 | 0 | 78.2 | 62 | 284 | 48 | 44 | 9 | 58 | 83 | .218 |
| Garza, Justin | 5-1 | 1.51 | 29 | 0 | 0 | 0 | 10 | 2 | 35.2 | 28 | 133 | 13 | 6 | 1 | 11 | 28 | .211 |
| Jordan, Brantley | 3-3 | 3.17 | 50 | 0 | 0 | 0 | 21 | 2 | 54.0 | 47 | 199 | 23 | 19 | 2 | 21 | 54 | .236 |
| Lambert, Chris | 1-1 | 2.58 | 9 | 9 | 0 | 0 | 0 | 0 | 38.1 | 31 | 142 | 15 | 11 | 2 | 24 | 46 | .218 |
| Lundgren, Wayne | 2-2 | 3.94 | 33 | 1 | 0 | 0 | 8 | 0 | 45.2 | 44 | 181 | 25 | 20 | 4 | 11 | 43 | .243 |
| McClellan, Kyle | 4-12 | 5.34 | 24 | 24 | 1 | 0 | 1 | 0 | 128.0 | 143 | 506 | 85 | 76 | 12 | 34 | 84 | .283 |
| Michael, Mark | 6-6 | 3.36 | 20 | 20 | 1 | 0 | 1 | 0 | 120.2 | 117 | 450 | 59 | 45 | 9 | 39 | 95 | .260 |
| Mondesir, James | 3-1 | 6.18 | 12 | 4 | 1 | 1 | 2 | 0 | 27.2 | 30 | 109 | 20 | 19 | 6 | 6 | 22 | .275 |
| Pals, Jordan | 5-3 | 2.84 | 12 | 12 | 2 | 1 | 2 | 0 | 73.0 | 66 | 275 | 30 | 23 | 30 | 15 | 36 | .240 |
| Parisi, Michael | 1-1 | 3.28 | 6 | 6 | 0 | 0 | 0 | 0 | 35.2 | 30 | 131 | 16 | 13 | 1 | 15 | 36 | .229 |
| Paz, Jackson | 6-0 | 5.32 | 26 | 0 | 0 | 0 | 7 | 0 | 23.2 | 28 | 97 | 18 | 14 | 2 | 13 | 16 | .289 |
| Petty, Chad | 0-121.00 | 2 | 2 | 0 | 0 | 0 | 0 | 0 | 3.0 | 7 | 15 | 8 | 7 | 1 | 6 | 3 | .467 |
| Pomeranz, Stuart | 12-4 | 3.55 | 17 | 17 | 0 | 0 | 0 | 0 | 101.1 | 95 | 390 | 59 | 40 | 10 | 25 | 88 | .244 |
| Roper, Derek | 1-1 | 5.79 | 6 | 0 | 0 | 0 | 2 | 0 | 14.0 | 18 | 59 | 10 | 9 | 1 | 2 | 16 | .305 |
| Scalamandre, Rich | 0-0 | 0.00 | 5 | 0 | 0 | 0 | 2 | 1 | 8.2 | 3 | 28 | 0 | 0 | 0 | 0 | 11 | .107 |
| Schweitzer, Scott | 1-0 | 2.25 | 16 | 0 | 0 | 0 | 2 | 0 | 16.0 | 10 | 60 | 4 | 4 | 0 | 11 | 18 | .167 |
| Soteropoulos, Peter | 1-0 | 3.52 | 20 | 0 | 0 | 0 | 5 | 0 | 30.2 | 24 | 115 | 16 | 12 | 4 | 6 | 32 | .209 |
| Torres, Jaime | 1-0 | 5.60 | 8 | 0 | 0 | 0 | 1 | 0 | 17.2 | 27 | 77 | 14 | 11 | 1 | 7 | 10 | .351 |
| Weatherby, Charles | 1-1 | 2.45 | 9 | 0 | 0 | 0 | 3 | 1 | 14.2 | 16 | 57 | 7 | 4 | 0 | 1 | 11 | .281 |
| Worrell, Mark | 0-2 | 4.30 | 12 | 0 | 0 | 0 | 11 | 6 | 14.2 | 9 | 51 | 10 | 7 | 2 | 6 | 20 | .176 |
| TEAM TOTAL | 75-64 | 4.06 | | | | | | | | | | | | | | | .249 |



Level: Short-Season A
League: NY Penn League
1st year of affiliation: 1994

Office / Shipping Address:
94 Championship Place, Suite 2
Augusta, NJ 07822

Telephone: (973) 579-7500
Fax: (973) 579-7502
Email Address: office@njcards.com
Website: www.njcards.com

Stadium Name (year opened):
Skylands Park (1994)
Location: I-80 to Exit 34B to Route 565 East

General Manager: Tony Torre
Media Contact: Herman Sorcher
Radio Announcers:
Phil Pepe & Joel Konya
Station: U/A

Field Staff:
Manager: Mark DeJohn
Pitching Coach: Sid Monge
Hitting Coach: U/A
Trainer: Manabu Kuwazuru

Visiting Club Hotel:
Wellesley Inn
1255 Route 10
Whippany, NJ 07981
Telephone: (973) 539-8350






NEW JERSEY CARDINALS 2004 FINAL ROSTER

| # | PLAYER | B | T | HT | WT | DOB |
|--------------------|---------------------|-----|-----|------|-----|----------|
| PITCHERS | | | | | | |
| 39 | Miguel Aguero | R | R | 6-0 | 180 | 5/19/82 |
| 8 | Jack Baird | L | R | N/A | N/A | N/A |
| 33 | Daniel Baysinger | R | R | 6-2 | 195 | 1/27/82 |
| 17 | Chris Bova | R | R | 6-4 | 230 | 2/07/82 |
| 22 | Chris Della Rocco | R | R | 6-1 | 195 | 1/17/82 |
| 20 | Benji Dequin | R | L | 5-10 | 170 | 6/02/80 |
| 14 | Dennis Dove | R | R | 6-4 | 205 | 8/31/81 |
| 21 | Michael Doynne | R | R | 6-0 | 210 | 8/13/81 |
| 38 | Mike Gross | R | R | 6-4 | 235 | 10/04/81 |
| 29 | Eric Haberer | L | L | 6-5 | 220 | 9/14/82 |
| 38 | Jackson Paz | R | L | 6-1 | 160 | 7/10/82 |
| 30 | Quinton Robertson | R | R | 6-5 | 215 | 12/18/81 |
| 50 | Donnie Smith | R | R | 6-2 | 195 | 1/14/83 |
| 32 | Austin Tubb | R | R | 6-3 | 210 | 3/07/82 |
| 20 | Jeremy Zick | R | R | 6-1 | 210 | 8/25/82 |
| CATCHERS | | | | | | |
| 15 | Cody Palmer | R | R | 6-2 | 200 | 8/25/81 |
| 6 | Cory Taillon | R | R | 5-10 | 195 | 5/18/82 |
| 5 | Brady Toops | L | R | 6-4 | 170 | 7/25/86 |
| INFIELDERS | | | | | | |
| 15 | Tim Cantu | N/A | N/A | N/A | N/A | N/A |
| 26 | Mike Ferris | L | L | 6-2 | 220 | 12/31/82 |
| 27 | Tony Granadillo | S | R | 5-10 | 165 | 8/10/84 |
| 7 | Casey Grimm | L | R | 6-1 | 205 | 2/09/81 |
| 13 | Jacob Mullinax | R | R | 6-2 | 195 | 6/13/82 |
| 12 | Christopher Patrick | R | R | 5-9 | 180 | 2/20/82 |
| 4 | Matt Shepherd | S | R | 5-10 | 175 | 5/05/83 |
| 18 | Levi Webber | R | R | 6-5 | 230 | 2/27/82 |
| OUTFIELDERS | | | | | | |
| 24 | Sean Dobson | R | L | 5-9 | 180 | 7/24/82 |
| 25 | Sam Herbert | R | R | 5-10 | 185 | 10/21/81 |
| 11 | Kevin House | R | R | 5-11 | 195 | 7/27/82 |
| 36 | Steve Sherman | L | L | 6-2 | 200 | 8/20/81 |
| 44 | Wes Swackhamer | L | L | 6-0 | 230 | 1/25/78 |

FIELD MANAGER: Tom Shields



2004 New Jersey Cardinals Batting Statistics

| PLAYER | AVG | SLG | OBP | G | AB | R | H | TB | 2B | 3B | HR | RBI | BB | SO | SB | CS |
|----------------------|------|------|------|----|-----|-----|----|----|----|----|----|-----|----|----|----|----|
| Boyer, Kyle | .167 | .229 | .196 | 14 | 48 | 2 | 8 | 11 | 0 | 0 | 1 | 4 | 1 | 10 | 1 | 1 |
| Cantu, Tim | .203 | .281 | .297 | 29 | 64 | 13 | 13 | 18 | 2 | 0 | 1 | 8 | 5 | 23 | 1 | 1 |
| Davie, Andrew | .154 | .269 | .154 | 10 | 26 | 1 | 4 | 7 | 0 | 0 | 1 | 2 | 0 | 10 | 0 | 0 |
| Delgado, Jose | .158 | .211 | .227 | 6 | 19 | 1 | 3 | 4 | 1 | 0 | 0 | 3 | 2 | 10 | 0 | 1 |
| Dobson, Sean | .269 | .313 | .352 | 62 | 227 | 35 | 61 | 71 | 8 | 1 | 0 | 18 | 24 | 27 | 11 | 5 |
| Ferris, Mike | .199 | .295 | .295 | 41 | 146 | 18 | 29 | 43 | 5 | 0 | 3 | 14 | 19 | 44 | 2 | 1 |
| Granadillo, Tony | .235 | .294 | .264 | 14 | 51 | 6 | 12 | 15 | 3 | 0 | 0 | 0 | 2 | 11 | 0 | 0 |
| Grimm, Casey | .250 | .351 | .336 | 57 | 188 | 21 | 47 | 66 | 7 | 0 | 4 | 27 | 26 | 44 | 1 | 0 |
| Herbert, Sam | .245 | .321 | .305 | 18 | 53 | 6 | 13 | 17 | 1 | 0 | 1 | 6 | 4 | 11 | 4 | 3 |
| Hoffpauir, Jarrett | .361 | .694 | .410 | 9 | 36 | 8 | 13 | 25 | 3 | 0 | 3 | 6 | 3 | 2 | 1 | 0 |
| House, Kevin | .208 | .333 | .240 | 11 | 24 | 5 | 5 | 8 | 1 | 1 | 0 | 0 | 0 | 9 | 2 | 0 |
| Mather, Joe | .125 | .125 | .125 | 3 | 8 | 0 | 1 | 1 | 0 | 0 | 0 | 0 | 0 | 2 | 2 | 0 |
| Mullinax, Jacob | .290 | .406 | .336 | 56 | 224 | 32 | 65 | 91 | 9 | 4 | 3 | 36 | 11 | 52 | 5 | 1 |
| Palmer, Cody | .189 | .367 | .270 | 32 | 90 | 10 | 17 | 33 | 7 | 0 | 3 | 11 | 8 | 33 | 0 | 0 |
| Patrick, Christopher | .325 | .422 | .367 | 57 | 206 | 30 | 67 | 87 | 13 | 2 | 1 | 22 | 11 | 27 | 1 | 3 |
| Rodriguez, Marcos | .215 | .308 | .320 | 20 | 65 | 6 | 14 | 20 | 4 | 1 | 0 | 6 | 9 | 15 | 1 | 0 |
| Shepherd, Matt | .232 | .264 | .295 | 71 | 254 | 27 | 59 | 67 | 8 | 0 | 0 | 23 | 23 | 44 | 17 | 7 |
| Swackhamer, Wes | .222 | .311 | .274 | 55 | 212 | 17 | 47 | 66 | 13 | 0 | 2 | 23 | 16 | 56 | 4 | 0 |
| Taillon, Cory | .207 | .224 | .313 | 20 | 58 | 9 | 12 | 13 | 1 | 0 | 0 | 4 | 9 | 12 | 1 | 0 |
| Thomas, Tee | .333 | .500 | .333 | 2 | 6 | 1 | 2 | 3 | 1 | 0 | 0 | 0 | 0 | 2 | 0 | 0 |
| Toops, Brady | .206 | .278 | .271 | 33 | 97 | 11 | 20 | 27 | 3 | 2 | 0 | 9 | 8 | 26 | 2 | 1 |
| Webber, Levi | .244 | .411 | .313 | 58 | 180 | 26 | 44 | 74 | 10 | 1 | 6 | 21 | 19 | 48 | 2 | 2 |
| Williams, Simon | .353 | .353 | .476 | 6 | 17 | 3 | 6 | 6 | 0 | 0 | 0 | 3 | 4 | 5 | 0 | 1 |
| Wootan, Tanner | .250 | .500 | .250 | 1 | 4 | 1 | 1 | 2 | 1 | 0 | 0 | 0 | 0 | 1 | 0 | 0 |
| Yarbrough, Brandon | .143 | .143 | .200 | 5 | 14 | 1 | 2 | 2 | 0 | 0 | 0 | 1 | 1 | 5 | 0 | 0 |
| TEAM TOTAL | .245 | | | | | 312 | | | | | 32 | 274 | | 61 | 27 | |



2004 New Jersey Cardinals Pitching Statistics

| PLAYER | W-L | ERA | G | GS | CG | SHO | GF | SV | IP | H | AB | R | ER | HR | BB | SO | AVG |
|--------------------|-------|------|----|----|----|-----|----|----|------|----|-----|----|----|----|----|----|------|
| Acosta, Adam | 1-1 | 2.50 | 8 | 1 | 0 | 0 | 1 | 0 | 18.0 | 20 | 69 | 7 | 5 | 0 | 4 | 14 | .290 |
| Aguero, Miguel | 5-5 | 2.97 | 15 | 14 | 1 | 0 | 1 | 0 | 91.0 | 92 | 344 | 33 | 30 | 4 | 22 | 82 | .267 |
| Baird, Jack | 0-1 | 1.50 | 4 | 0 | 0 | 0 | 2 | 0 | 6.0 | 5 | 20 | 1 | 1 | 0 | 2 | 3 | .250 |
| Baysinger, Daniel | 1-0 | 2.00 | 7 | 0 | 0 | 0 | 3 | 0 | 9.0 | 8 | 28 | 2 | 2 | 0 | 5 | 2 | .286 |
| Bova, Chris | 1-4 | 3.76 | 19 | 6 | 0 | 0 | 3 | 1 | 52.2 | 49 | 203 | 29 | 22 | 0 | 16 | 32 | .241 |
| Brown, Justin | 0-1 | 3.24 | 2 | 1 | 0 | 0 | 0 | 0 | 8.1 | 11 | 35 | 9 | 3 | 0 | 2 | 6 | .314 |
| Della Rocca, Chris | 2-3 | 4.00 | 19 | 9 | 0 | 0 | 5 | 1 | 63.0 | 62 | 244 | 35 | 28 | 7 | 17 | 33 | .254 |
| Dickerson, Bo | 0-0 | 1.80 | 1 | 1 | 0 | 0 | 0 | 0 | 5.0 | 3 | 17 | 2 | 1 | 0 | 1 | 4 | .176 |
| Dove, Dennis | 0-5 | 8.18 | 6 | 6 | 0 | 0 | 0 | 0 | 22.0 | 31 | 93 | 20 | 20 | 3 | 13 | 24 | .333 |
| Doyne, Michael | 2-0 | 2.33 | 30 | 0 | 0 | 0 | 22 | 12 | 38.2 | 19 | 133 | 10 | 10 | 2 | 12 | 48 | .143 |
| Grant, Jessen | 0-0 | 0.00 | 3 | 0 | 0 | 0 | 0 | 0 | 4.2 | 4 | 19 | 0 | 0 | 0 | 0 | 1 | .211 |
| Gross, Mike | 3-1 | 0.98 | 13 | 0 | 0 | 0 | 6 | 3 | 18.1 | 14 | 63 | 3 | 2 | 0 | 7 | 12 | .222 |
| Haberer, Eric | 0-0 | 2.37 | 3 | 3 | 0 | 0 | 0 | 0 | 19.0 | 14 | 64 | 7 | 5 | 1 | 9 | 12 | .219 |
| John, Jason | 1-2 | 9.38 | 9 | 5 | 0 | 0 | 0 | 0 | 24.0 | 30 | 102 | 25 | 25 | 2 | 10 | 21 | .294 |
| Parisi, Michael | 4-2 | 4.42 | 7 | 7 | 0 | 0 | 0 | 0 | 36.2 | 40 | 143 | 18 | 18 | 3 | 6 | 26 | .280 |
| Paz, Jackson | 1-0 | 1.50 | 16 | 0 | 0 | 0 | 3 | 1 | 18.0 | 9 | 59 | 4 | 3 | 1 | 5 | 16 | .153 |
| Robertson, Quinton | 3-2 | 3.41 | 6 | 6 | 1 | 1 | 1 | 0 | 31.2 | 29 | 121 | 12 | 12 | 2 | 6 | 20 | .240 |
| Roper, Derek | 6-0 | 3.38 | 13 | 5 | 0 | 0 | 2 | 1 | 48.0 | 54 | 192 | 21 | 18 | 5 | 11 | 51 | .281 |
| Schweitzer, Scott | 1-0 | 4.26 | 9 | 0 | 0 | 0 | 1 | 0 | 6.1 | 7 | 25 | 3 | 3 | 0 | 5 | 9 | .280 |
| Sillman, Michael | 0-0 | 1.25 | 17 | 0 | 0 | 0 | 8 | 2 | 21.2 | 12 | 71 | 3 | 3 | 1 | 10 | 29 | .169 |
| Smith, Donnie | 3-3 | 3.88 | 11 | 11 | 1 | 0 | 1 | 0 | 46.1 | 52 | 184 | 23 | 20 | 4 | 5 | 41 | .283 |
| Torres, Jaime | 2-1 | 1.65 | 13 | 0 | 0 | 0 | 1 | 0 | 27.1 | 22 | 98 | 6 | 5 | 0 | 9 | 21 | .224 |
| Tubb, Austin | 4-1 | 2.84 | 23 | 0 | 0 | 0 | 7 | 0 | 31.2 | 33 | 121 | 14 | 10 | 0 | 12 | 28 | .273 |
| Zick, Jeremy | 1-1 | 4.55 | 18 | 0 | 0 | 0 | 7 | 1 | 27.2 | 30 | 110 | 14 | 14 | 1 | 12 | 28 | .273 |
| TEAM TOTAL | 41-34 | 3.46 | | | | | | | | | | | | | | | .254 |



Level: Rookie
League: Appalachian League
1st year of affiliation: 1975

Office / Shipping Address:
111 Legion St.
Johnson City, TN 37601


Telephone: (423) 461-4866
Fax: (423) 461-4864
Email Address: jccardinalsbb@aol.com
Website: www.jccardinals.com

Stadium Name (year opened):
Howard Johnson Field (1956)
Location: I-181 to Exit 32, left on E. Main, through light
onto Legion St.

General Manager: Vance Spinks
Media Contact: Vance Spinks
Radio Announcers: U/A
Station: 1590 AM

Field Staff:
Manager: Tom Kidwell
Pitching Coach: Al Holland
Hitting Coach: Joe Almaraz
Trainer: Eric Bauer

Visiting Club Hotel:
Holiday Inn
101 W. Springbrook Dr.
Johnson City, TN 37601
Telephone: (423) 282-4611



APPALACHIAN LEAGUE

of professional baseball clubs



JOHNSON CITY CARDINALS

2004 FINAL ROSTER

| # | PLAYER | B | T | HT | WT | DOB |
|-----------------|------------------|---|---|------|-----|----------|
| PITCHERS | | | | | | |
| 27 | Phillip Andersen | R | R | 6-2 | 175 | 10/28/83 |
| 39 | Justin Brown | R | R | 5-11 | 190 | 10/06/80 |
| 11 | Domingo Capellan | R | R | 5-10 | 180 | 12/12/82 |
| 59 | Luis Gomez | R | R | 6-0 | 170 | 11/05/82 |
| 43 | Jessen Grant | R | R | 6-4 | 210 | 6/25/82 |
| 10 | Eric Haberer | L | L | 6-5 | 220 | 9/14/82 |
| 38 | Jason John | R | R | 6-5 | 230 | 11/03/81 |
| 7 | Tim Lemon | R | R | 6-1 | 180 | 9/23/80 |
| 34 | Chris Noonan | L | L | 6-2 | 190 | 3/05/81 |
| 8 | Brian Parish | R | R | 5-11 | 185 | 1/20/82 |
| 41 | Greg Pleeter | R | R | 6-5 | 195 | 1/29/82 |
| 28 | John Powell | R | R | 6-5 | 205 | 7/30/84 |
| 55 | Matthew Scherer | R | R | 6-5 | 230 | 1/20/83 |
| 31 | Joey Siak | L | L | 6-1 | 200 | 8/03/82 |
| 56 | Michael Sillman | R | R | 6-1 | 190 | 12/03/81 |

CATCHERS

| | | | | | | |
|----|-------------------|---|---|-----|-----|----------|
| 52 | Adam Burton | R | R | 6-0 | 195 | 11/16/81 |
| 4 | Sandy Diaz | R | R | 6-0 | 185 | 1/01/84 |
| 15 | Brandon Yarbrough | L | R | 6-2 | 180 | 11/09/84 |

INFIELDERS

| | | | | | | |
|----|-----------------|---|---|------|-----|----------|
| 54 | Billy Becher | L | R | 6-4 | 230 | 3/08/82 |
| 48 | Mark Broome | R | R | 5-11 | 170 | 6/22/82 |
| 29 | Steward Chacin | R | R | 6-0 | 180 | 12/31/85 |
| 33 | Brett Cooley | R | R | 6-4 | 235 | 11/21/80 |
| 24 | Jose Delgado | S | R | 5-9 | 180 | 9/10/83 |
| 57 | Tony Granadillo | S | R | 5-10 | 165 | 8/10/84 |
| 26 | Juan Lucena | R | R | 5-10 | 155 | 1/20/84 |
| 18 | Daniel Nelson | S | R | 5-11 | 180 | 2/12/84 |

OUTFIELDERS

| | | | | | | |
|----|-----------------|---|---|------|-----|----------|
| 5 | Chad Gabriel | R | R | 6-1 | 190 | 5/19/84 |
| 9 | Samuel Herbert | R | R | 5-10 | 185 | 10/21/81 |
| 32 | Das Jesson | S | R | 6-2 | 195 | 11/13/80 |
| 44 | Michael Miller | R | R | 6-2 | 195 | 4/21/83 |
| 38 | Brian Schwarze | R | R | 6-1 | 180 | 3/11/81 |
| 25 | Yonathan Sivira | R | R | 6-1 | 165 | 1/25/84 |
| 40 | Simon Williams | R | L | 6-2 | 220 | 6/30/82 |

FIELD MANAGER: Rob Warner



2004 Johnson City Cardinals Batting Statistics

| PLAYER | AVG | SLG | OBP | G | AB | R | H | TB | 2B | 3B | HR | RBI | BB | SO | SB | CS |
|--------------------|------|------|------|----|-----|----|----|----|----|----|----|-----|----|----|----|----|
| Becker, Billy | .286 | .536 | .383 | 58 | 168 | 30 | 48 | 90 | 7 | 1 | 11 | 41 | 29 | 50 | 2 | 1 |
| Broome, Mark | .215 | .316 | .292 | 25 | 79 | 14 | 17 | 25 | 2 | 0 | 2 | 5 | 8 | 15 | 3 | 0 |
| Burton, Adam | .205 | .241 | .289 | 30 | 83 | 5 | 17 | 20 | 3 | 0 | 0 | 5 | 10 | 21 | 2 | 0 |
| Chacin, Steward | .131 | .197 | .169 | 30 | 61 | 4 | 8 | 12 | 1 | 0 | 1 | 6 | 3 | 16 | 0 | 1 |
| Delgado, Jose | .278 | .407 | .431 | 63 | 216 | 47 | 60 | 88 | 9 | 5 | 3 | 28 | 53 | 65 | 17 | 4 |
| Diaz, Sandy | .225 | .357 | .301 | 36 | 129 | 17 | 29 | 46 | 8 | 0 | 3 | 17 | 8 | 35 | 0 | 1 |
| Gabriel, Chad | .269 | .426 | .327 | 57 | 197 | 38 | 53 | 84 | 14 | 1 | 5 | 37 | 12 | 40 | 5 | 1 |
| Granadillo, Tony | .315 | .565 | .413 | 50 | 168 | 40 | 53 | 95 | 10 | 1 | 10 | 30 | 22 | 37 | 3 | 1 |
| Herbert, Sam | .308 | .376 | .382 | 33 | 117 | 17 | 36 | 44 | 4 | 2 | 0 | 16 | 14 | 16 | 15 | 2 |
| Jesson, Das | .231 | .440 | .344 | 53 | 182 | 30 | 42 | 80 | 11 | 0 | 9 | 34 | 28 | 53 | 6 | 3 |
| Lucena, Juan | .332 | .439 | .365 | 56 | 205 | 35 | 68 | 90 | 8 | 1 | 4 | 30 | 11 | 16 | 7 | 3 |
| Miller, Michael | .209 | .383 | .287 | 42 | 115 | 19 | 24 | 44 | 5 | 0 | 5 | 18 | 11 | 34 | 1 | 2 |
| Nelson, Daniel | .258 | .363 | .336 | 42 | 124 | 20 | 32 | 45 | 9 | 2 | 0 | 11 | 13 | 31 | 7 | 1 |
| Schwarze, Brian | .069 | .069 | .206 | 23 | 29 | 3 | 2 | 2 | 0 | 0 | 0 | 0 | 3 | 10 | 1 | 0 |
| Sivira, Yonathan | .292 | .453 | .329 | 44 | 137 | 19 | 40 | 62 | 10 | 3 | 2 | 18 | 3 | 21 | 2 | 3 |
| Williams, Simon | .272 | .390 | .344 | 46 | 136 | 19 | 37 | 53 | 3 | 2 | 3 | 17 | 13 | 51 | 8 | 2 |
| Yarbrough, Brandon | .326 | .497 | .411 | 48 | 175 | 37 | 57 | 87 | 10 | 1 | 6 | 33 | 25 | 55 | 3 | 1 |
| TEAM TOTAL | .268 | | | | 394 | | | | | | 64 | 346 | | 82 | 26 | |



2004 Johnson City Cardinals Pitching Statistics

| PLAYER | W-L | ERA | G | GS | CG | SHO | GF | SV | IP | H | AB | R | ER | HR | BB | SO | AVG |
|--------------------|-------|-------|----|----|----|-----|----|----|------|----|-----|----|----|----|----|----|------|
| Acosta, Adam | 0-0 | 4.91 | 10 | 2 | 0 | 0 | 2 | 0 | 18.1 | 16 | 70 | 11 | 10 | 1 | 8 | 21 | .229 |
| Andersen, Phillip | 5-1 | 4.01 | 13 | 13 | 0 | 0 | 0 | 0 | 60.2 | 55 | 222 | 30 | 27 | 8 | 26 | 52 | .248 |
| Brown, Justin | 2-4 | 6.66 | 8 | 8 | 0 | 0 | 0 | 0 | 25.2 | 28 | 99 | 20 | 19 | 1 | 19 | 19 | .283 |
| Capellan, Domingo | 2-3 | 6.16 | 25 | 0 | 0 | 0 | 10 | 1 | 30.2 | 27 | 112 | 24 | 21 | 3 | 14 | 30 | .241 |
| Dickerson, Bo | 0-1 | 6.00 | 3 | 2 | 0 | 0 | 1 | 0 | 6.0 | 4 | 22 | 6 | 4 | 0 | 5 | 6 | .182 |
| Gomez, Luis | 0-1 | 4.60 | 12 | 0 | 0 | 0 | 3 | 0 | 15.2 | 16 | 58 | 9 | 8 | 4 | 3 | 17 | .276 |
| Grant, Jessen | 0-1 | 5.79 | 14 | 0 | 0 | 0 | 2 | 0 | 14.0 | 12 | 53 | 10 | 9 | 3 | 11 | 14 | .226 |
| Gross, Timothy | 1-1 | 5.68 | 16 | 0 | 0 | 0 | 7 | 3 | 19.0 | 26 | 82 | 17 | 12 | 1 | 4 | 13 | .317 |
| Haberer, Eric | 2-2 | 4.69 | 9 | 9 | 0 | 0 | 0 | 0 | 40.1 | 47 | 166 | 30 | 21 | 3 | 13 | 37 | .283 |
| John, Jason | 1-2 | 4.38 | 9 | 0 | 0 | 0 | 2 | 0 | 12.1 | 11 | 48 | 8 | 6 | 1 | 7 | 17 | .229 |
| Lemon, Tim | 1-4 | 7.21 | 13 | 8 | 0 | 0 | 1 | 0 | 48.2 | 66 | 200 | 46 | 39 | 8 | 22 | 29 | .330 |
| Markham, Josh | 0-0 | 11.57 | 2 | 0 | 0 | 0 | 0 | 0 | 2.1 | 5 | 13 | 4 | 3 | 1 | 0 | 0 | .385 |
| Noonan, Chris | 3-4 | 3.72 | 16 | 2 | 0 | 0 | 1 | 0 | 36.1 | 42 | 144 | 21 | 15 | 2 | 14 | 26 | .292 |
| Parish, Brian | 1-2 | 6.75 | 20 | 0 | 0 | 0 | 7 | 0 | 18.2 | 17 | 68 | 21 | 14 | 2 | 20 | 17 | .250 |
| Pleeter, Greg | 4-0 | 4.40 | 18 | 0 | 0 | 0 | 0 | 0 | 43.0 | 29 | 154 | 24 | 21 | 6 | 19 | 43 | .188 |
| Powell, John | 2-2 | 7.52 | 14 | 6 | 0 | 0 | 1 | 0 | 32.1 | 36 | 128 | 31 | 27 | 4 | 28 | 26 | .281 |
| Robertson, Quinton | 2-0 | 4.11 | 7 | 6 | 0 | 0 | 0 | 0 | 35.0 | 36 | 140 | 18 | 16 | 2 | 7 | 27 | .257 |
| Scherer, Matthew | 2-5 | 4.03 | 13 | 12 | 0 | 0 | 0 | 0 | 60.1 | 62 | 240 | 36 | 27 | 7 | 16 | 43 | .258 |
| Siak, Joey | 1-1 | 3.45 | 20 | 0 | 0 | 0 | 5 | 0 | 28.2 | 32 | 119 | 14 | 11 | 3 | 6 | 29 | .269 |
| Sillman, Michael | 1-1 | 2.00 | 6 | 0 | 0 | 0 | 5 | 1 | 9.0 | 5 | 31 | 2 | 2 | 1 | 2 | 13 | .161 |
| Spring, Dan | 2-0 | 0.00 | 3 | 0 | 0 | 0 | 0 | 0 | 4.1 | 3 | 13 | 2 | 0 | 1 | 2 | 3 | .231 |
| Treadway, Zack | 0-0 | 6.75 | 5 | 0 | 0 | 0 | 2 | 0 | 4.0 | 5 | 16 | 3 | 3 | 0 | 5 | 4 | .313 |
| Worrell, Mark | 1-0 | 1.16 | 18 | 0 | 0 | 0 | 18 | 7 | 23.1 | 12 | 77 | 3 | 3 | 1 | 7 | 37 | .156 |
| TEAM TOTAL | 33-35 | 4.88 | | | | | | | | | | | | | | | .260 |




Minor League Profiles

TYLER ADAMCZYK - RHP

Height - 6'6 Bats - R
Weight - 190 Throws - R

Born - 11/9/82 at Raleigh, NC
Resides - Westlake, CA
SCHOOL - Westlake HS
HOW OBTAINED - Cardinals' 7th round selection in the June, 2001 First-Year Player Draft.




| YR | CLUB | LG | W-L | ERA | G | GS | CG | SHO | SV | IP | H | R | ER | HR | HB | BB | SO | WP | BK |
|---------------------|--------------|------|-------|------|----|----|----|-----|----|-------|-----|-----|-----|----|----|-----|-----|----|----|
| 02 | Johnson City | Appy | 4-3 | 3.41 | 13 | 11 | 0 | 0 | 0 | 63.1 | 56 | 31 | 24 | 3 | 3 | 35 | 54 | 9 | 2 |
| 03 | Peoria | Mid | 7-12 | 4.49 | 26 | 26 | 1 | 0 | 0 | 140.1 | 158 | 81 | 70 | 15 | 8 | 48 | 93 | 8 | 0 |
| 04 | Palm Beach | FSL | 5-10 | 5.00 | 26 | 25 | 3 | 0 | 0 | 136.2 | 143 | 85 | 76 | 12 | 14 | 71 | 81 | 26 | 0 |
| Minor League Totals | | | 16-25 | 4.50 | 65 | 62 | 4 | 0 | 0 | 340.1 | 357 | 197 | 170 | 30 | 25 | 154 | 228 | 43 | 2 |

OSCAR ALVAREZ - LHP

Height - 6'0 Bats - L
Weight - 165 Throws - L

Born - 9/17/80 at Barcelona, VZ
Resides - Barcelona, VZ
HOW OBTAINED - Signed as a minor league free agent on 12/14/04.




| YR | CLUB | LG | W-L | ERA | G | GS | CG | SHO | SV | IP | H | R | ER | HR | HB | BB | SO | WP | BK |
|---------------------|-----------------------------|------|-------|------|-----|----|----|-----|----|-------|-----|-----|-----|----|----|-----|-----|----|----|
| 98 | DID NOT PITCH DUE TO INJURY | | | | | | | | | | | | | | | | | | |
| 99 | San Felipe | VSL | 1-0 | 4.50 | 4 | 0 | 0 | 0 | 0 | 2.0 | 3 | 3 | 1 | 0 | 1 | 0 | 3 | 0 | 0 |
| 00 | Burlington | Appy | 2-3 | 4.54 | 16 | 1 | 0 | 0 | 0 | 37.2 | 32 | 29 | 19 | 2 | 1 | 19 | 39 | 3 | 0 |
| 01 | Columbus | SAL | 5-9 | 4.17 | 17 | 17 | 0 | 0 | 0 | 95.0 | 94 | 54 | 44 | 11 | 8 | 37 | 69 | 10 | 2 |
| 02 | Columbus | SAL | 2-6 | 3.45 | 33 | 5 | 0 | 0 | 2 | 78.1 | 88 | 42 | 30 | 7 | 4 | 34 | 61 | 2 | 2 |
| 03 | Akron | EL | 2-2 | 4.09 | 13 | 6 | 0 | 0 | 0 | 33.0 | 33 | 19 | 15 | 2 | 1 | 13 | 20 | 1 | 2 |
| | Kinston | Car | 1-1 | 2.78 | 4 | 3 | 0 | 0 | 0 | 22.2 | 18 | 7 | 7 | 1 | 1 | 7 | 19 | 1 | 0 |
| 04 | Akron | EL | 7-2 | 3.36 | 23 | 5 | 0 | 0 | 1 | 67.0 | 62 | 26 | 25 | 6 | 2 | 24 | 50 | 2 | 0 |
| | Buffalo | IL | 0-0 | 0.00 | 1 | 0 | 0 | 0 | 0 | 3.1 | 4 | 0 | 0 | 0 | 0 | 2 | 0 | 0 | 0 |
| Minor League Totals | | | 20-23 | 3.74 | 111 | 37 | 0 | 0 | 3 | 339.0 | 334 | 180 | 141 | 29 | 18 | 136 | 261 | 19 | 6 |

RICK ANKIEL - OF

Height - 6'1 Bats - L
Weight - 215 Throws - L

Born - 7/19/79 at Fort Pierce, FL
Resides - Fort Pierce, FL
HOW OBTAINED - Cardinals' 2nd round selection in the June, 1997 First-Year Player Draft.



| YR | CLUB | LG | AVG | G | AB | R | H | 2B | 3B | HR | RBI | SH | SF | HP | BB | SO | SB | CS | E |
|---------------------|------------------------|------|------|----|-----|----|----|----|----|----|-----|----|----|----|----|----|----|----|---|
| 99 | Arkansas | Tex | .400 | 8 | 10 | 1 | 4 | 0 | 0 | 1 | 1 | 2 | 0 | 0 | 1 | 0 | 0 | 0 | - |
| | Memphis | PCL | .286 | 16 | 21 | 3 | 6 | 2 | 0 | 0 | 4 | 1 | 1 | 0 | 0 | 3 | 0 | 0 | - |
| | St. Louis | NL | .100 | 9 | 10 | 0 | 1 | 0 | 0 | 0 | 0 | 1 | 0 | 0 | 0 | 3 | 0 | 0 | - |
| 00 | St. Louis | NL | .250 | 35 | 68 | 8 | 17 | 1 | 1 | 2 | 9 | 1 | 0 | 0 | 4 | 20 | 0 | 0 | - |
| 01 | St. Louis | NL | .000 | 6 | 8 | 1 | 0 | 0 | 0 | 0 | 1 | 0 | 0 | 0 | 1 | 5 | 0 | 0 | - |
| | Johnson City | Appy | .286 | 41 | 105 | 21 | 30 | 7 | 0 | 10 | 35 | 0 | 0 | 2 | 11 | 26 | 0 | 0 | - |
| 02 | Injured - Did not play | | | | | | | | | | | | | | | | | | |
| 03 | Tennessee | Sou | .240 | 30 | 25 | 2 | 6 | 1 | 0 | 1 | 5 | 0 | 0 | 0 | 1 | 2 | 0 | 0 | - |
| 04 | St. Louis | NL | .000 | 5 | 1 | 0 | 0 | 0 | 0 | 0 | 0 | 0 | 0 | 0 | 1 | 1 | 0 | 0 | - |
| | Tennessee | Sou | .000 | 2 | 4 | 0 | 0 | 0 | 0 | 0 | 0 | 0 | 0 | 0 | 0 | 0 | 0 | 0 | - |
| Minor League Totals | | | .279 | 97 | 165 | 27 | 46 | 10 | 1 | 12 | 45 | 3 | 1 | 2 | 13 | 31 | 0 | 0 | - |
| Major League Totals | | | .207 | 55 | 87 | 9 | 18 | 1 | 1 | 2 | 9 | 3 | 0 | 0 | 6 | 29 | 0 | 0 | - |

JOSH AXELSON - RHP


Height - 6'1 Bats - R
Weight - 201 Throws - R

Born - 12/4/78 at Ann Arbor, MI

Resides - Brooklyn, MI

SCHOOL - Michigan State University

HOW OBTAINED - Cardinals' 5th round selection in the June, 2000 First-Year Player Draft.



| YR | CLUB | LG | W-L | ERA | G | GS | CG | SHO | SV | IP | H | R | ER | HR | HB | BB | SO | WP | BK |
|---------------------|------------|-----|-------|------|-----|----|----|-----|----|-------|-----|-----|-----|----|----|-----|-----|----|----|
| 00 | New Jersey | NYP | 3-9 | 5.13 | 15 | 14 | 0 | 0 | 0 | 73.2 | 79 | 53 | 42 | 2 | 4 | 34 | 63 | 9 | 0 |
| 01 | Peoria | Mid | 5-7 | 4.61 | 18 | 18 | 1 | 1 | 0 | 109.1 | 112 | 62 | 56 | 12 | 7 | 28 | 77 | 19 | 0 |
| | Potomac | Car | 2-5 | 5.56 | 10 | 10 | 1 | 0 | 0 | 56.2 | 61 | 41 | 35 | 10 | 7 | 19 | 38 | 2 | 0 |
| 02 | Potomac | Car | 6-7 | 4.09 | 32 | 20 | 2 | 0 | 0 | 136.1 | 135 | 72 | 62 | 12 | 7 | 40 | 82 | 11 | 0 |
| 03 | Palm Beach | FSL | 0-2 | 3.12 | 9 | 1 | 0 | 0 | 0 | 26.0 | 21 | 9 | 9 | 1 | 2 | 4 | 23 | 2 | 0 |
| | Tennessee | Sou | 4-2 | 2.76 | 27 | 8 | 0 | 0 | 0 | 75.0 | 68 | 26 | 23 | 7 | 4 | 19 | 58 | 6 | 0 |
| 04 | Tennessee | Sou | 6-5 | 4.80 | 34 | 14 | 0 | 0 | 0 | 105.0 | 97 | 58 | 56 | 19 | 4 | 39 | 76 | 4 | 0 |
| Minor League Totals | | | 26-37 | 4.38 | 145 | 85 | 4 | 1 | 0 | 582.0 | 573 | 321 | 283 | 63 | 35 | 183 | 417 | 53 | 0 |


ROBERTO BATISTA - RHP

Height - 6'1 Bats - R
Weight - 165 Throws - R

Born - 3/10/82 at Guaymate, DR

Resides - Guaymate, DR

HOW OBTAINED - Signed as a non-drafted free agent on 9/17/98.



| YR | CLUB | LG | W-L | ERA | G | GS | CG | SHO | SV | IP | H | R | ER | HR | HB | BB | SO | WP | BK |
|---------------------|---------------|------|-------|------|-----|----|----|-----|----|-------|-----|-----|-----|----|----|----|-----|----|----|
| 99 | DSL Cardinals | DSL | 2-2 | 6.10 | 13 | 0 | 0 | 0 | 0 | 38.1 | 57 | 36 | 26 | 3 | 2 | 22 | 19 | 4 | 0 |
| 00 | Johnson City | Appy | 1-3 | 3.11 | 7 | 7 | 0 | 0 | 0 | 37.2 | 42 | 23 | 13 | 2 | 1 | 13 | 12 | 3 | 0 |
| 01 | Johnson City | Appy | 2-3 | 3.38 | 20 | 3 | 0 | 0 | 0 | 42.2 | 54 | 23 | 16 | 3 | 5 | 9 | 30 | 6 | 3 |
| 02 | New Jersey | NYP | 0-4 | 2.91 | 27 | 1 | 0 | 0 | 13 | 34.0 | 33 | 18 | 11 | 0 | 2 | 8 | 19 | 1 | 1 |
| 03 | Peoria | Mid | 3-1 | 9.19 | 13 | 0 | 0 | 0 | 2 | 15.2 | 23 | 16 | 16 | 1 | 1 | 10 | 5 | 1 | 0 |
| | New Jersey | NYP | 3-1 | 0.88 | 26 | 0 | 0 | 0 | 11 | 30.2 | 23 | 8 | 3 | 0 | 0 | 11 | 22 | 1 | 2 |
| 04 | Palm Beach | FSL | 4-5 | 4.40 | 54 | 0 | 0 | 0 | 1 | 61.1 | 68 | 38 | 30 | 2 | 5 | 22 | 36 | 7 | 1 |
| Minor League Totals | | | 15-19 | 3.98 | 160 | 11 | 0 | 0 | 27 | 260.1 | 300 | 162 | 115 | 11 | 16 | 95 | 143 | 23 | 7 |

GREG BAUER - RHP


Height - 6-1 Bats - R
Weight - 195 Throws - R

Born - 11/30/77 at Joliet, IL

Resides - Tulsa, OK

SCHOOL - Wichita State University

HOW OBTAINED - Signed as a previously released free agent on 8/13/04.




| YR | CLUB | LG | W-L | ERA | G | GS | CG | SHO | SV | IP | H | R | ER | HR | HB | BB | SO | WP | BK |
|---------------------|--------------|-----|-------|------|-----|----|----|-----|----|-------|-----|-----|-----|----|----|-----|-----|----|----|
| 00 | Yakima | NW | 2-1 | 3.48 | 21 | 0 | 0 | 0 | 9 | 33.2 | 26 | 17 | 13 | 2 | 2 | 19 | 50 | 5 | 2 |
| 01 | Wilmington | SAL | 1-1 | 1.78 | 25 | 0 | 0 | 0 | 17 | 30.1 | 22 | 6 | 6 | 3 | 0 | 8 | 32 | 1 | 0 |
| | Vero Beach | FSL | 2-3 | 3.91 | 12 | 0 | 0 | 0 | 1 | 23.0 | 28 | 13 | 10 | 3 | 1 | 13 | 15 | 1 | 0 |
| | Jacksonville | Sou | 0-1 | 6.28 | 6 | 0 | 0 | 0 | 0 | 14.1 | 17 | 13 | 10 | 4 | 0 | 10 | 8 | 0 | 0 |
| 02 | Vero Beach | FSL | 2-0 | 2.08 | 9 | 0 | 0 | 0 | 1 | 26.0 | 16 | 9 | 6 | 1 | 0 | 3 | 27 | 2 | 0 |
| | Jacksonville | Sou | 2-4 | 2.83 | 38 | 3 | 0 | 0 | 1 | 70.0 | 62 | 35 | 22 | 5 | 1 | 30 | 38 | 1 | 0 |
| 03 | Jacksonville | Sou | 6-6 | 2.93 | 46 | 3 | 0 | 0 | 2 | 86.0 | 92 | 34 | 28 | 2 | 3 | 41 | 61 | 2 | 0 |
| 04 | Newark | Atl | 4-6 | 4.95 | 15 | 14 | 2 | 0 | 0 | 76.1 | 96 | 62 | 42 | 7 | 3 | 35 | 48 | 4 | 0 |
| | Tennessee | Sou | 1-0 | 0.00 | 10 | 0 | 0 | 0 | 0 | 13.1 | 8 | 2 | 0 | 0 | 0 | 5 | 11 | 4 | 0 |
| Minor League Totals | | | 20-22 | 3.31 | 182 | 20 | 2 | 0 | 31 | 373.0 | 367 | 191 | 137 | 27 | 10 | 164 | 290 | 20 | 2 |

CHUCK BECHTEL - RHP

Height - 6-4 Bats - R
Weight - 215 Throws - R

Born - 11/12/79 at Norristown, PA
Resides - Royersford, PA
SCHOOL - Marist College
HOW OBTAINED - Signed as a minor league free agent on 11/12/04.




| YR | CLUB | LG | W-L | ERA | G | GS | CG | SHO | SV | IP | H | R | ER | HR | HB | BB | SO | WP | BK |
|---------------------|---------------|-----|-----|------|----|----|----|-----|----|------|-----|----|----|----|----|----|-----|----|----|
| 03 | Eugene | NW | 0-0 | 1.80 | 4 | 0 | 0 | 0 | 1 | 5.0 | 4 | 1 | 1 | 0 | 1 | 5 | 9 | 3 | 0 |
| | Fort Wayne | Mid | 2-0 | 1.48 | 17 | 0 | 0 | 0 | 0 | 24.1 | 21 | 14 | 4 | 0 | 2 | 12 | 28 | 1 | 0 |
| 04 | Fort Wayne | Mid | 1-4 | 6.94 | 35 | 0 | 0 | 0 | 0 | 46.2 | 63 | 49 | 36 | 4 | 5 | 40 | 54 | 5 | 0 |
| | Lake Elsinore | Cal | 0-0 | 3.77 | 7 | 0 | 0 | 0 | 1 | 14.1 | 15 | 9 | 6 | 1 | 0 | 5 | 9 | 2 | 0 |
| | Lakeland | FSL | 0-0 | 0.00 | 3 | 0 | 0 | 0 | 0 | 4.0 | 4 | 1 | 0 | 0 | 0 | 0 | 0 | 1 | 0 |
| Minor League Totals | | | 3-4 | 4.48 | 66 | 0 | 0 | 0 | 2 | 94.1 | 107 | 74 | 47 | 5 | 8 | 62 | 100 | 12 | 0 |

BUDDY BLAIR - LHP

Height - 6'1 Bats - L
Weight - 206 Throws - L

Born - 7/2/81 at Tulsa, OK
Resides - Tulsa, OK
SCHOOL - Oklahoma State University
HOW OBTAINED - Cardinals' 10th round selection in the June, 2003 First-Year Player Draft.




| YR | CLUB | LG | W-L | ERA | G | GS | CG | SHO | SV | IP | H | R | ER | HR | HB | BB | SO | WP | BK |
|---------------------|------------|-----|-------|------|----|----|----|-----|----|-------|-----|-----|-----|----|----|----|-----|----|----|
| 03 | New Jersey | NYP | 1-2 | 3.58 | 8 | 6 | 0 | 0 | 0 | 37.2 | 30 | 18 | 15 | 0 | 1 | 11 | 32 | 1 | 1 |
| | Peoria | Mid | 2-2 | 1.66 | 7 | 6 | 0 | 0 | 0 | 43.1 | 35 | 9 | 8 | 1 | 1 | 1 | 17 | 0 | 0 |
| 04 | Palm Beach | FSL | 11-10 | 4.40 | 26 | 26 | 1 | 0 | 0 | 161.2 | 178 | 85 | 79 | 10 | 4 | 38 | 101 | 9 | 1 |
| | Tennessee | Sou | 0-1 | 6.75 | 3 | 3 | 0 | 0 | 0 | 9.1 | 14 | 7 | 7 | 0 | 0 | 5 | 5 | 1 | 0 |
| Minor League Totals | | | 14-15 | 3.89 | 44 | 41 | 1 | 0 | 0 | 252.0 | 257 | 119 | 109 | 11 | 6 | 55 | 155 | 11 | 2 |

PAPO BOLIVAR - OF

Height - 5'10 Bats - R
Weight - 168 Throws - R

Born - 10/18/78 at LaGuaira, Venez.
Resides - Catia LaMar, Venez.
HOW OBTAINED - Signed as a minor league free agent on 11/19/02.



| YR | CLUB | LG | AVG | G | AB | R | H | 2B | 3B | HR | RBI | SH | SF | HP | BB | SO | CS | E | |
|---------------------|-------------|------|------|-----|------|-----|------|-----|----|----|-----|----|----|----|-----|-----|-----|----|----|
| 96 | GCL Twins | GCL | .342 | 41 | 155 | 30 | 53 | 7 | 1 | 1 | 18 | 0 | 3 | 2 | 8 | 32 | 26 | 6 | 2 |
| 97 | Fort Wayne | Mid | .262 | 91 | 324 | 30 | 85 | 12 | 6 | 7 | 42 | 2 | 3 | 3 | 11 | 82 | 18 | 9 | 5 |
| 98 | Fort Myers | FSL | .264 | 126 | 489 | 59 | 129 | 15 | 2 | 5 | 45 | 3 | 1 | 1 | 29 | 104 | 14 | 11 | 8 |
| 99 | Fort Myers | FSL | .305 | 114 | 433 | 54 | 132 | 21 | 3 | 3 | 37 | 3 | 1 | 4 | 27 | 56 | 8 | 9 | 2 |
| 00 | New Britain | East | .278 | 117 | 406 | 46 | 113 | 19 | 7 | 2 | 42 | 3 | 4 | 5 | 24 | 69 | 14 | 8 | 6 |
| 01 | New Britain | East | .268 | 43 | 142 | 15 | 38 | 7 | 0 | 2 | 20 | 5 | 1 | 4 | 9 | 25 | 1 | 1 | 0 |
| | Fort Myers | FSL | .291 | 57 | 227 | 42 | 66 | 6 | 2 | 3 | 25 | 0 | 2 | 2 | 22 | 33 | 15 | 3 | 1 |
| 02 | New Britain | East | .278 | 137 | 547 | 78 | 152 | 35 | 2 | 13 | 87 | 2 | 10 | 2 | 47 | 98 | 18 | 5 | 3 |
| 03 | Tennessee | Sou | .278 | 133 | 474 | 56 | 132 | 24 | 3 | 4 | 52 | 3 | 3 | 3 | 46 | 73 | 30 | 11 | 3 |
| 04 | Tennessee | Sou | .295 | 126 | 451 | 71 | 133 | 25 | 2 | 15 | 60 | 0 | 2 | 2 | 55 | 86 | 51 | 17 | 5 |
| Minor League Totals | | | .283 | 985 | 3648 | 481 | 1033 | 171 | 28 | 55 | 428 | 21 | 30 | 28 | 278 | 658 | 195 | 80 | 35 |

SHAUN BOYD - OF


Height - 5'10 Bats - R
Weight - 175 Throws - R

Born - 8/15/81 at Corona, CA

Resides - Las Vegas, NV

SCHOOL - Vista HS

HOW OBTAINED - Cardinals' 1st round selection in the June, 2000 First-Year Player Draft.



| YR | CLUB | LG | AVG | G | AB | R | H | 2B | 3B | HR | RBI | SH | SF | HP | BB | SO | SB | CS | E |
|---------------------|--------------|------|------|-----|------|-----|-----|----|----|----|-----|----|----|----|-----|-----|-----|----|----|
| 00 | Johnson City | Appy | .263 | 43 | 152 | 15 | 40 | 9 | 0 | 2 | 15 | 1 | 1 | 2 | 10 | 22 | 6 | 5 | 3 |
| 01 | Peoria | Mid | .282 | 81 | 277 | 42 | 78 | 12 | 2 | 5 | 27 | 2 | 3 | 1 | 33 | 42 | 20 | 3 | 20 |
| 02 | Peoria | Mid | .313 | 129 | 520 | 91 | 163 | 36 | 5 | 12 | 60 | 5 | 5 | 4 | 54 | 78 | 32 | 7 | 40 |
| 03 | Palm Beach | FSL | .257 | 110 | 416 | 59 | 107 | 17 | 2 | 5 | 35 | 4 | 3 | 2 | 54 | 70 | 28 | 14 | 21 |
| | Tennessee | Sou | .273 | 27 | 88 | 9 | 24 | 6 | 0 | 0 | 6 | 2 | 2 | 1 | 4 | 12 | 2 | 2 | 1 |
| 04 | Tennessee | Sou | .190 | 54 | 158 | 16 | 30 | 5 | 1 | 0 | 12 | 0 | 0 | 1 | 13 | 40 | 9 | 5 | 1 |
| | Palm Beach | FSL | .344 | 39 | 157 | 23 | 54 | 12 | 1 | 4 | 26 | 1 | 2 | 2 | 11 | 22 | 7 | 6 | 0 |
| Minor League Totals | | | .281 | 483 | 1768 | 255 | 496 | 97 | 11 | 28 | 181 | 15 | 16 | 12 | 179 | 286 | 104 | 42 | 86 |

ANDY CAVAZOS - RHP


Height - 6'3 Bats - R
Weight - 185 Throws - R

Born - 1/05/81 at Freeport, TX

Resides - Clute, TX

SCHOOL - Brazoswood HS

HOW OBTAINED - Selected in the AAA portion of the Rule 5 Draft on 12/16/02.



| YR | CLUB | LG | W-L | ERA | G | GS | CG | SHO | SV | IP | H | R | ER | HR | HB | BB | SO | WP | BK |
|---------------------|-------------|-----|-------|------|-----|----|----|-----|----|-------|-----|-----|-----|----|----|-----|-----|----|----|
| 99 | GCL Rangers | GCL | 2-0 | 3.72 | 10 | 7 | 0 | 0 | 0 | 36.1 | 35 | 16 | 15 | 3 | 0 | 12 | 15 | 1 | 1 |
| 00 | Savannah | SAL | 2-5 | 4.70 | 20 | 15 | 0 | 0 | 1 | 82.1 | 67 | 49 | 43 | 13 | 3 | 55 | 71 | 10 | 0 |
| 01 | Savannah | SAL | 6-10 | 5.53 | 29 | 19 | 1 | 0 | 0 | 122.0 | 149 | 87 | 75 | 13 | 10 | 63 | 96 | 10 | 3 |
| 02 | Charlotte | FSL | 6-5 | 3.92 | 33 | 10 | 0 | 0 | 1 | 82.2 | 66 | 40 | 36 | 7 | 2 | 33 | 63 | 6 | 1 |
| 03 | Peoria | Mid | 5-4 | 3.99 | 36 | 13 | 0 | 0 | 10 | 103.2 | 106 | 51 | 46 | 9 | 1 | 40 | 56 | 7 | 2 |
| 04 | Tennessee | Sou | 2-5 | 6.14 | 46 | 0 | 0 | 0 | 1 | 51.1 | 67 | 40 | 35 | 6 | 1 | 32 | 41 | 2 | 0 |
| Minor League Totals | | | 23-29 | 4.70 | 174 | 64 | 1 | 0 | 13 | 478.1 | 490 | 283 | 250 | 51 | 17 | 235 | 342 | 36 | 7 |

JEREMY COOK - RHP


Height - 6'6 Bats - R
Weight - 235 Throws - R

Born - 5/11/78 at Yuba City, CA

Resides - Yuba City, CA

SCHOOL - San Diego State University

HOW OBTAINED - Signed as a non-drafted free agent on 6/13/00.




| YR | CLUB | LG | W-L | ERA | G | GS | CG | SHO | SV | IP | H | R | ER | HR | HB | BB | SO | WP | BK |
|---------------------|------------|-----|-------|------|-----|----|----|-----|----|-------|-----|-----|-----|----|----|----|-----|----|----|
| 00 | New Jersey | NYP | 2-1 | 2.37 | 32 | 0 | 0 | 0 | 1 | 49.1 | 51 | 21 | 13 | 3 | 2 | 17 | 34 | 1 | 0 |
| 01 | Peoria | Mid | 3-7 | 3.71 | 52 | 0 | 0 | 0 | 14 | 68.0 | 78 | 37 | 28 | 7 | 5 | 20 | 61 | 2 | 0 |
| 02 | Potomac | Car | 5-9 | 4.76 | 47 | 5 | 0 | 0 | 6 | 87.0 | 95 | 51 | 46 | 4 | 4 | 24 | 70 | 4 | 2 |
| 03 | Palm Beach | FSL | 4-3 | 3.62 | 45 | 0 | 0 | 0 | 2 | 59.2 | 52 | 24 | 24 | 4 | 0 | 10 | 33 | 2 | 2 |
| | Tennessee | Sou | 0-3 | 4.74 | 10 | 2 | 0 | 0 | 0 | 24.2 | 28 | 14 | 13 | 4 | 3 | 3 | 14 | 1 | 0 |
| 04 | Tennessee | Sou | 8-3 | 4.19 | 29 | 16 | 0 | 0 | 0 | 116.0 | 118 | 59 | 54 | 12 | 4 | 21 | 67 | 3 | 0 |
| Minor League Totals | | | 22-26 | 3.96 | 215 | 23 | 0 | 0 | 23 | 404.2 | 422 | 206 | 178 | 34 | 18 | 95 | 279 | 13 | 4 |

NATE COTTON - RHP

Height - 6'4 Bats - L
Weight - 220 Throws - R

Born - 7/19/79 at Birmingham, AL
Resides - Southside, AL
SCHOOL - Kennesaw State University
HOW OBTAINED - Signed as a previously released free agent on 5/28/04.




| YR | CLUB | LG | W-L | ERA | G | GS | CG | SHO | SV | IP | H | R | ER | HR | HB | BB | SO | WP | BK |
|---------------------|-------------|-----|------|------|-----|----|----|-----|----|-------|-----|----|----|----|----|----|-----|----|----|
| 00 | GCL Reds | GCL | 1-3 | 3.51 | 14 | 0 | 0 | 0 | 3 | 25.2 | 19 | 10 | 10 | 1 | 1 | 11 | 24 | 0 | 0 |
| 01 | Dayton | Mid | 0-1 | 3.24 | 12 | 0 | 0 | 0 | 2 | 25.0 | 36 | 15 | 9 | 4 | 0 | 3 | 17 | 4 | 1 |
| | Billings | Pio | 4-1 | 2.79 | 28 | 0 | 0 | 0 | 13 | 29.0 | 30 | 10 | 9 | 2 | 4 | 3 | 37 | 1 | 0 |
| 02 | Dayton | Mid | 2-5 | 1.96 | 53 | 0 | 0 | 0 | 34 | 64.1 | 49 | 17 | 14 | 2 | 0 | 18 | 65 | 0 | 1 |
| 03 | Potomac | Car | 2-4 | 4.24 | 48 | 0 | 0 | 0 | 28 | 46.2 | 39 | 26 | 22 | 3 | 5 | 7 | 51 | 1 | 0 |
| | Chattanooga | Sou | 0-0 | 0.00 | 1 | 0 | 0 | 0 | 0 | 1.0 | 2 | 0 | 0 | 0 | 0 | 1 | 1 | 0 | 0 |
| 04 | Palm Beach | FSL | 0-0 | 0.00 | 1 | 0 | 0 | 0 | 0 | 1.0 | 0 | 0 | 0 | 0 | 0 | 0 | 1 | 0 | 0 |
| Minor League Totals | | | 9-14 | 2.99 | 157 | 0 | 0 | 0 | 80 | 192.2 | 175 | 78 | 64 | 12 | 10 | 43 | 196 | 6 | 2 |

JEREMY CUMMINGS - RHP

Height - 6'2 Bats - R
Weight - 215 Throws - R

Born - 11/7/76 at Charleston, WV
Resides - Hurricane, WV
SCHOOL - West Virginia University
HOW OBTAINED - Cardinals' 21st round selection in the June, 1999 First-Year Player Draft



| YR | CLUB | LG | W-L | ERA | G | GS | CG | SHO | SV | IP | H | R | ER | HR | HB | BB | SO | WP | BK |
|---------------------|------------|------|-------|------|-----|-----|----|-----|----|-------|-----|-----|-----|----|----|-----|-----|----|----|
| 99 | New Jersey | NYP | 6-6 | 3.60 | 14 | 14 | 1 | 0 | 0 | 85.0 | 88 | 42 | 34 | 5 | 5 | 7 | 62 | 4 | 4 |
| 00 | Peoria | Mid | 1-1 | 6.35 | 3 | 3 | 0 | 0 | 0 | 11.1 | 15 | 9 | 8 | 3 | 0 | 3 | 8 | 1 | 0 |
| 01 | Peoria | Mid | 4-6 | 3.22 | 18 | 18 | 0 | 0 | 0 | 95.0 | 93 | 45 | 34 | 5 | 3 | 10 | 75 | 1 | 1 |
| | Potomac | Car | 0-3 | 8.53 | 4 | 4 | 0 | 0 | 0 | 19.0 | 25 | 18 | 18 | 2 | 5 | 2 | 15 | 2 | 0 |
| 02 | Potomac | Car | 5-5 | 3.75 | 14 | 14 | 0 | 0 | 0 | 81.2 | 83 | 40 | 34 | 6 | 4 | 21 | 86 | 1 | 0 |
| | New Haven | East | 4-3 | 3.69 | 14 | 13 | 0 | 0 | 0 | 78.0 | 68 | 33 | 32 | 6 | 1 | 23 | 52 | 1 | 0 |
| 03 | Tennessee | Sou | 8-6 | 3.34 | 15 | 14 | 0 | 0 | 0 | 89.0 | 69 | 36 | 33 | 8 | 6 | 22 | 63 | 3 | 0 |
| | Memphis | PCL | 7-3 | 4.81 | 13 | 13 | 0 | 0 | 0 | 73.0 | 73 | 40 | 39 | 14 | 0 | 20 | 37 | 5 | 0 |
| 04 | Tennessee | Sou | 5-1 | 3.44 | 17 | 17 | 2 | 1 | 0 | 91.2 | 84 | 41 | 35 | 12 | 4 | 30 | 69 | 7 | 0 |
| | Memphis | PCL | 0-1 | 4.50 | 1 | 1 | 0 | 0 | 0 | 6.0 | 9 | 7 | 3 | 2 | 0 | 1 | 5 | 0 | 0 |
| Minor League Totals | | | 40-35 | 3.86 | 113 | 111 | 3 | 1 | 0 | 629.2 | 607 | 311 | 270 | 63 | 28 | 139 | 472 | 25 | 5 |

MATT DeMARCO - 2B

Height - 5'10 Bats - L
Weight - 160 Throws - R

Born - 1/24/80 at Woodbury, NJ
Resides - Clayton, NJ
SCHOOL - Gloucester Catholic HS
HOW OBTAINED - Selected from the Florida Marlins in the AAA portion of the 2004 Rule 5 Draft.




| YR | CLUB | LG | AVG | G | AB | R | H | 2B | 3B | HR | RBI | SH | SF | HP | BB | SO | SB | CS | E |
|---------------------|-------------|-----|------|-----|------|-----|-----|----|----|----|-----|----|----|----|-----|-----|----|----|----|
| 99 | GCL Marlins | GCL | .218 | 46 | 156 | 12 | 34 | 8 | 0 | 0 | 10 | 1 | 0 | 2 | 11 | 19 | 1 | 3 | 5 |
| 00 | GCL Marlins | GCL | .000 | 1 | 3 | 0 | 0 | 0 | 0 | 0 | 0 | 0 | 0 | 0 | 1 | 1 | 0 | 0 | 0 |
| | Kane County | Mid | .228 | 29 | 92 | 12 | 21 | 8 | 1 | 1 | 16 | 0 | 0 | 1 | 9 | 15 | 1 | 0 | 7 |
| 01 | Kane County | Mid | .252 | 77 | 222 | 25 | 56 | 6 | 2 | 0 | 22 | 4 | 6 | 4 | 20 | 31 | 9 | 2 | 12 |
| 02 | Jupiter | FSL | .266 | 109 | 368 | 41 | 98 | 13 | 3 | 0 | 46 | 7 | 5 | 5 | 21 | 36 | 5 | 2 | 11 |
| 03 | Jupiter | FSL | .240 | 114 | 375 | 36 | 90 | 10 | 2 | 2 | 43 | 20 | 5 | 6 | 24 | 44 | 4 | 7 | 10 |
| 04 | Jupiter | FSL | .333 | 18 | 57 | 8 | 19 | 5 | 0 | 1 | 7 | 2 | 0 | 3 | 6 | 9 | 1 | 1 | 3 |
| | Carolina | Sou | .273 | 106 | 359 | 47 | 98 | 24 | 2 | 4 | 45 | 12 | 6 | 7 | 20 | 51 | 1 | 5 | 10 |
| Minor League Totals | | | .255 | 500 | 1632 | 181 | 416 | 74 | 10 | 8 | 189 | 46 | 22 | 28 | 112 | 206 | 22 | 20 | 58 |

CHRIS DUNCAN - 1B

Height - 6'5 Bats - L
Weight - 210 Throws - R

Born - 5/5/81 at Tucson, AZ
Resides - Tucson, AZ
SCHOOL - Canyon del Oro HS
HOW OBTAINED - Selected as a supplemental 1st round pick in the 1999 draft.




| YR | CLUB | LG | AVG | G | AB | R | H | 2B | 3B | HR | RBI | SH | SF | HB | BB | SO | SB | CS | E |
|---------------------|--------------|------|------|-----|------|-----|-----|-----|----|----|-----|----|----|----|-----|-----|----|----|-----|
| 99 | Johnson City | Appy | .214 | 55 | 201 | 23 | 43 | 8 | 1 | 6 | 34 | 0 | 3 | 1 | 25 | 62 | 3 | 1 | 12 |
| 00 | Peoria | Mid | .256 | 122 | 450 | 52 | 115 | 34 | 0 | 8 | 57 | 1 | 1 | 6 | 36 | 111 | 1 | 2 | 35 |
| 01 | Potomac | Car | .179 | 49 | 168 | 12 | 30 | 6 | 0 | 3 | 16 | 1 | 0 | 1 | 10 | 47 | 4 | 4 | 9 |
| | Peoria | Mid | .306 | 80 | 297 | 44 | 91 | 23 | 2 | 13 | 59 | 0 | 1 | 3 | 36 | 55 | 13 | 3 | 21 |
| 02 | Peoria | Mid | .271 | 129 | 487 | 58 | 132 | 25 | 4 | 16 | 75 | 1 | 5 | 7 | 44 | 118 | 5 | 5 | 19 |
| 03 | Palm Beach | FSL | .254 | 121 | 425 | 26 | 108 | 20 | 0 | 2 | 42 | 1 | 5 | 1 | 44 | 115 | 4 | 4 | 14 |
| | Tennessee | Sou | .200 | 10 | 25 | 1 | 5 | 1 | 0 | 1 | 3 | 0 | 0 | 0 | 6 | 0 | 0 | 0 | 1 |
| 04 | Tennessee | Sou | .289 | 120 | 387 | 57 | 112 | 23 | 0 | 16 | 65 | 0 | 1 | 3 | 64 | 94 | 8 | 4 | 8 |
| Minor League Totals | | | .261 | 686 | 2440 | 273 | 636 | 140 | 7 | 65 | 351 | 4 | 16 | 22 | 259 | 608 | 38 | 23 | 119 |

CHAD EHRNSBERGER - 2B

Height - 5'10 Bats - R
Weight - 190 Throws - R

Born - 11/29/77 at Lima, OH
Resides - Kalida, OH
SCHOOL - Central Florida College
HOW OBTAINED - Contract purchased from the Seattle Mariners on 8/8/03.




| YR | CLUB | LG | AVG | G | AB | R | H | 2B | 3B | HR | RBI | SH | SF | HP | BB | SO | SB | CS | E |
|---------------------|-------------|------|------|-----|-----|-----|-----|----|----|----|-----|----|----|----|-----|-----|----|----|----|
| 02 | Washington | Fron | .302 | 79 | 291 | 40 | 88 | 14 | 1 | 9 | 54 | 1 | 1 | 2 | 29 | 36 | 4 | 3 | 17 |
| 03 | Kansas City | Nort | .331 | 32 | 124 | 22 | 41 | 12 | 0 | 7 | 26 | 0 | 2 | 0 | 8 | 17 | 1 | 0 | 0 |
| | Wisconsin | Mid | .211 | 25 | 90 | 8 | 19 | 2 | 1 | 1 | 9 | 0 | 1 | 2 | 11 | 23 | 1 | 1 | 0 |
| | Peoria | Mid | .377 | 21 | 77 | 16 | 29 | 6 | 0 | 5 | 19 | 0 | 2 | 0 | 8 | 13 | 2 | 2 | 4 |
| 04 | Palm Beach | FSL | .244 | 71 | 209 | 33 | 51 | 15 | 2 | 4 | 32 | 0 | 2 | 3 | 35 | 41 | 5 | 3 | 6 |
| | Tennessee | Sou | .217 | 47 | 129 | 14 | 28 | 7 | 1 | 6 | 17 | 1 | 1 | 2 | 18 | 29 | 0 | 1 | 4 |
| Minor League Totals | | | .278 | 275 | 920 | 133 | 256 | 56 | 5 | 32 | 157 | 2 | 9 | 9 | 109 | 159 | 13 | 10 | 31 |

KEVIN ESTRADA - IF


Height - 6'2 Bats - S
Weight - 185 Throws - R

Born - 10/1/80 at Carson, CA
Resides - El Segundo, CA
SCHOOL - Pepperdine University
HOW OBTAINED - Cardinals' 42nd round selection in the June 2002 First-Year Player Draft.



| YR | CLUB | LG | AVG | G | AB | R | H | 2B | 3B | HR | RBI | SH | SF | HP | BB | SO | SB | CS | E |
|---------------------|------------|-----|------|-----|-----|----|-----|----|----|----|-----|----|----|----|----|----|----|----|----|
| 03 | New Jersey | NYP | .292 | 64 | 236 | 42 | 69 | 9 | 2 | 1 | 24 | 1 | 3 | 1 | 26 | 33 | 21 | 6 | 8 |
| 04 | Palm Beach | FSL | .263 | 91 | 312 | 39 | 82 | 19 | 5 | 3 | 47 | 5 | 4 | 2 | 29 | 36 | 20 | 6 | 16 |
| | Tennessee | Sou | .000 | 2 | 4 | 0 | 0 | 0 | 0 | 0 | 0 | 0 | 0 | 0 | 0 | 1 | 0 | 0 | 0 |
| Minor League Totals | | | .274 | 157 | 552 | 81 | 151 | 28 | 7 | 4 | 71 | 6 | 7 | 3 | 55 | 70 | 41 | 12 | 24 |

JUSTIN GARZA - RHP




Height - 6'1 **Bats** - R
Weight - 190 **Throws** - R

Born - 7/13/82 at Lawton, OK
Resides - Frederick, OK
SCHOOL - Seminole JC
HOW OBTAINED - Cardinals' 9th round selection in the June, 2003 First-Year Player Draft.

| YR | CLUB | LG | W-L | ERA | G | GS | CG | SHO | SV | IP | H | R | ER | HR | HB | BB | SO | WP | BK |
|---------------------|--------------|------|------|------|----|----|----|-----|----|-------|----|----|----|----|----|----|----|----|----|
| 03 | Johnson City | Appy | 3-0 | 1.71 | 21 | 0 | 0 | 0 | 2 | 26.1 | 21 | 10 | 5 | 0 | 0 | 6 | 25 | 0 | 0 |
| | New Jersey | NYP | 0-0 | 0.00 | 2 | 0 | 0 | 0 | 1 | 3.0 | 1 | 0 | 0 | 0 | 0 | 0 | 5 | 0 | 0 |
| 04 | Peoria | Mid | 5-1 | 1.38 | 31 | 0 | 0 | 0 | 2 | 39.0 | 28 | 13 | 6 | 1 | 2 | 11 | 28 | 2 | 0 |
| | Palm Beach | FSL | 5-1 | 2.89 | 26 | 0 | 0 | 0 | 10 | 28.0 | 25 | 9 | 9 | 1 | 0 | 13 | 17 | 1 | 0 |
| Minor League Totals | | | 13-2 | 1.69 | 80 | 0 | 0 | 0 | 15 | 106.1 | 75 | 32 | 20 | 2 | 2 | 30 | 75 | 3 | 0 |

REID GORECKI - OF




Height - 6'1 **Bats** - R
Weight - 180 **Throws** - R

Born - 12/22/80 at Queens, NY
Resides - East Rockaway, NY
SCHOOL - Delaware
HOW OBTAINED - Cardinals' 13th round selection in the June, 2002 First-Year Player Draft.

| YR | CLUB | LG | AVG | G | AB | R | H | 2B | 3B | HR | RBI | SH | SF | HP | BB | SO | SB | CS | E |
|---------------------|------------|-----|------|-----|------|-----|-----|----|----|----|-----|----|----|----|-----|-----|----|----|----|
| 02 | New Jersey | NYP | .281 | 73 | 274 | 55 | 77 | 8 | 13 | 8 | 52 | 1 | 7 | 2 | 20 | 57 | 22 | 11 | 3 |
| 03 | Peoria | Mid | .267 | 128 | 480 | 77 | 128 | 19 | 8 | 15 | 61 | 4 | 4 | 3 | 51 | 90 | 23 | 11 | 13 |
| 04 | Palm Beach | FSL | .277 | 118 | 440 | 74 | 122 | 23 | 3 | 8 | 47 | 7 | 8 | 2 | 46 | 80 | 23 | 9 | 9 |
| | Tennessee | Sou | .320 | 7 | 25 | 1 | 8 | 3 | 0 | 0 | 1 | 0 | 0 | 0 | 2 | 3 | 1 | 0 | 0 |
| Minor League Totals | | | .275 | 326 | 1219 | 207 | 335 | 53 | 24 | 31 | 161 | 12 | 19 | 7 | 119 | 230 | 69 | 31 | 25 |

TRAVIS HANSON - 3B



Height - 6'2 **Bats** - L
Weight - 195 **Throws** - R


Born - 1/24/81 at Seattle, WA
Resides - Port Orchard, WA
SCHOOL - University of Portland
HOW OBTAINED - Cardinals' 9th round selection in the June, 2002 First-Year Player Draft.

| YR | CLUB | LG | AVG | G | AB | R | H | 2B | 3B | HR | RBI | SH | SF | HP | BB | SO | SB | CS | E |
|---------------------|------------|-----|------|-----|------|-----|-----|----|----|----|-----|----|----|----|----|-----|----|----|----|
| 02 | New Jersey | NYP | .294 | 75 | 272 | 31 | 80 | 17 | 5 | 4 | 40 | 0 | 4 | 3 | 12 | 55 | 1 | 1 | 18 |
| 03 | Peoria | Mid | .277 | 136 | 527 | 70 | 146 | 31 | 5 | 9 | 78 | 1 | 6 | 5 | 35 | 104 | 3 | 4 | 23 |
| 04 | Palm Beach | FSL | .259 | 57 | 224 | 26 | 58 | 11 | 0 | 2 | 35 | 0 | 3 | 3 | 19 | 38 | 2 | 3 | 5 |
| Minor League Totals | | | .278 | 268 | 1023 | 127 | 284 | 59 | 10 | 15 | 153 | 1 | 13 | 11 | 66 | 197 | 6 | 8 | 46 |

BRIAN HARRIS - 2B

Height - 5'10 Bats - S
Weight - 170 Throws - R

Born - 4/28/75 at Indianapolis, IN
Resides - Carmel, IN
SCHOOL - Indiana State University
HOW OBTAINED - Signed as a minor league free agent on 1/19/05.




| YR | CLUB | LG | AVG | G | AB | R | H | 2B | 3B | HR | RBI | SH | SF | HP | BB | SO | SB | CS | E | |
|---------------------|------------|-----|------|-----|-----|------|-----|-----|-----|----|-----|-----|----|----|----|-----|-----|----|----|-----|
| 97 | Batavia | NYP | .311 | 51 | 148 | 31 | 46 | 7 | 1 | 0 | 19 | 3 | 1 | 4 | 31 | 27 | 11 | 6 | 12 | |
| 98 | Clearwater | FSL | .277 | 118 | 437 | 55 | 121 | 17 | 6 | 5 | 65 | 6 | 9 | 9 | 47 | 56 | 20 | 13 | 14 | |
| | Reading | EL | .250 | 11 | 40 | 5 | 10 | 0 | 1 | 0 | 4 | 0 | 1 | 0 | 5 | 7 | 0 | 1 | 2 | |
| 99 | Reading | EL | .221 | 119 | 380 | 42 | 84 | 13 | 3 | 5 | 41 | 7 | 6 | 1 | 46 | 58 | 9 | 5 | 14 | |
| 00 | Reading | EL | .268 | 110 | 351 | 46 | 94 | 22 | 3 | 10 | 41 | 10 | 4 | 4 | 38 | 48 | 12 | 5 | 17 | |
| 01 | Reading | EL | .245 | 135 | 511 | 71 | 125 | 27 | 5 | 13 | 58 | 7 | 3 | 7 | 45 | 62 | 20 | 9 | 19 | |
| 02 | Wichita | Tex | .278 | 133 | 490 | 82 | 136 | 23 | 8 | 3 | 47 | 6 | 5 | 7 | 52 | 76 | 10 | 5 | 17 | |
| 03 | Omaha | PCL | .259 | 72 | 243 | 37 | 63 | 11 | 4 | 3 | 19 | 6 | 2 | 4 | 32 | 38 | 2 | 2 | 10 | |
| | Wichita | Tex | .255 | 37 | 145 | 16 | 37 | 6 | 2 | 2 | 16 | 5 | 2 | 2 | 15 | 28 | 5 | 4 | 3 | |
| 04 | Edmonton | PCL | .289 | 102 | 304 | 47 | 88 | 13 | 2 | 3 | 33 | 2 | 2 | 3 | 40 | 50 | 1 | 2 | 11 | |
| Minor League Totals | | | | 264 | 888 | 3049 | 432 | 804 | 139 | 35 | 44 | 343 | 52 | 35 | 41 | 351 | 450 | 90 | 52 | 119 |

BLAKE HAWKSWORTH - RHP

Height - 6-3 Bats - R
Weight - 195 Throws - R

Born - 3/01/83 at North Vancouver, BC
Resides - Sammamish, WA
SCHOOL - Bellevue Community College
HOW OBTAINED - Cardinals' 28th round selection in the June, 2001 draft.




| YR | CLUB | LG | W-L | ERA | G | GS | CG | SHO | SV | IP | H | R | ER | HR | HB | BB | SO | WP | BK |
|---------------------|--------------|------|------|------|----|----|----|-----|----|-------|-----|----|----|----|----|----|-----|----|----|
| 02 | Johnson City | Appy | 2-4 | 3.14 | 13 | 12 | 0 | 0 | 0 | 66.0 | 58 | 31 | 23 | 8 | 4 | 18 | 61 | 4 | 0 |
| | New Jersey | NYP | 1-0 | 0.00 | 2 | 2 | 0 | 0 | 0 | 9.2 | 6 | 0 | 0 | 0 | 0 | 2 | 8 | 0 | 0 |
| 03 | Peoria | Mid | 5-1 | 2.30 | 10 | 10 | 0 | 0 | 0 | 54.2 | 37 | 16 | 14 | 0 | 1 | 12 | 57 | 1 | 1 |
| | Palm Beach | FSL | 1-3 | 3.94 | 6 | 6 | 0 | 0 | 0 | 32.0 | 28 | 14 | 14 | 2 | 1 | 11 | 32 | 2 | 0 |
| 04 | Palm Beach | FSL | 1-0 | 5.91 | 2 | 2 | 0 | 0 | 0 | 10.2 | 10 | 7 | 7 | 2 | 0 | 3 | 11 | 3 | 1 |
| Minor League Totals | | | 10-8 | 3.02 | 33 | 32 | 0 | 0 | 0 | 173.0 | 139 | 68 | 58 | 12 | 6 | 46 | 169 | 10 | 2 |

DEE HAYNES - OF

Height - 6'0 Bats - R
Weight - 205 Throws - R

Born - 2/22/78 at Amory, MS
Resides - Columbus, MS
SCHOOL - Delta State University
HOW OBTAINED - Cardinals' 14th round selection in the June, 2000 First-Year Player Draft.



| YR | CLUB | LG | AVG | G | AB | R | H | 2B | 3B | HR | RBI | SH | SF | HP | BB | SO | SB | CS | E | |
|---------------------|------------|------|------|-----|-----|------|-----|-----|-----|----|-----|-----|----|----|----|----|-----|----|----|----|
| 00 | New Jersey | NYP | .255 | 64 | 243 | 31 | 62 | 18 | 4 | 7 | 37 | 0 | 3 | 1 | 16 | 50 | 4 | 1 | 7 | |
| 01 | Potomac | Car | .290 | 114 | 417 | 45 | 121 | 24 | 3 | 13 | 72 | 4 | 2 | 11 | 14 | 82 | 5 | 1 | 4 | |
| 02 | New Haven | East | .312 | 131 | 504 | 75 | 157 | 29 | 4 | 21 | 98 | 1 | 3 | 11 | 25 | 67 | 3 | 2 | 13 | |
| 03 | Memphis | PCL | .252 | 125 | 441 | 53 | 111 | 24 | 3 | 18 | 70 | 0 | 4 | 3 | 15 | 50 | 3 | 1 | 4 | |
| 04 | Memphis | PCL | .335 | 58 | 182 | 29 | 61 | 5 | 0 | 14 | 33 | 0 | 2 | 1 | 7 | 25 | 1 | 0 | 1 | |
| | Tennessee | Sou | .243 | 31 | 103 | 8 | 25 | 2 | 0 | 3 | 14 | 0 | 0 | 5 | 8 | 18 | 0 | 0 | 2 | |
| Minor League Totals | | | | 284 | 533 | 1890 | 241 | 537 | 102 | 14 | 76 | 324 | 5 | 14 | 32 | 85 | 295 | 16 | 5 | 31 |


MILKO JARAMILLO - SS

Height - 5'11 Bats - S
Weight - 165 Throws - R

Born - 1/21/80 at Caracas, VZ.

Resides - Caracas, VZ

HOW OBTAINED - Selected from the L.A. Dodgers in the AAA portion of the 2001 Rule 5 Draft.



| YR | CLUB | LG | AVG | G | AB | R | H | 2B | 3B | HR | RBI | SH | SF | HP | BB | SO | SB | CS | E | |
|---------------------|----------------|-----|------|-----|-----|------|-----|-----|----|----|-----|-----|----|----|----|-----|-----|----|----|-----|
| 97 | DSL Dodgers | DSL | .327 | 45 | 110 | 22 | 36 | 4 | 1 | 3 | 17 | 6 | 2 | 1 | 19 | 17 | 8 | 9 | NA | |
| 98 | Great Falls | Pio | .277 | 63 | 249 | 30 | 69 | 10 | 1 | 4 | 29 | 5 | 2 | 0 | 14 | 44 | 7 | 6 | 19 | |
| 99 | Vero Beach | FSL | .203 | 99 | 320 | 26 | 65 | 4 | 1 | 1 | 31 | 10 | 1 | 8 | 14 | 67 | 15 | 5 | 28 | |
| 00 | San Bernardino | Cal | .190 | 34 | 105 | 11 | 20 | 0 | 1 | 0 | 6 | 6 | 1 | 2 | 8 | 24 | 4 | 1 | 12 | |
| | Yakima | NW | .216 | 10 | 37 | 3 | 8 | 1 | 0 | 0 | 1 | 2 | 0 | 1 | 4 | 12 | 4 | 0 | 6 | |
| | Great Falls | Pio | .250 | 41 | 144 | 25 | 36 | 3 | 1 | 0 | 16 | 6 | 1 | 2 | 26 | 23 | 13 | 4 | 7 | |
| 01 | Vero Beach | FSL | .183 | 50 | 153 | 15 | 28 | 2 | 2 | 1 | 5 | 5 | 0 | 1 | 4 | 25 | 1 | 0 | 8 | |
| | GCL Dodgers | GCL | .250 | 3 | 8 | 2 | 2 | 0 | 1 | 0 | 1 | 0 | 0 | 1 | 1 | 0 | 0 | 0 | 1 | |
| 02 | Potomac | Car | .241 | 109 | 374 | 43 | 90 | 17 | 1 | 2 | 30 | 4 | 2 | 5 | 28 | 63 | 5 | 2 | 26 | |
| 03 | Palm Beach | FSL | .190 | 35 | 121 | 11 | 23 | 4 | 1 | 0 | 5 | 1 | 0 | 1 | 10 | 24 | 0 | 1 | 7 | |
| | Peoria | Mid | .228 | 96 | 329 | 37 | 75 | 10 | 3 | 3 | 16 | 11 | 0 | 9 | 18 | 53 | 7 | 6 | 18 | |
| 04 | Peoria | Mid | .274 | 22 | 62 | 7 | 17 | 3 | 1 | 0 | 8 | 0 | 0 | 0 | 8 | 10 | 1 | 1 | 4 | |
| | Palm Beach | FSL | .283 | 15 | 53 | 7 | 15 | 1 | 0 | 1 | 11 | 1 | 0 | 1 | 2 | 7 | 1 | 2 | 4 | |
| | Tennessee | Sou | .223 | 69 | 184 | 22 | 41 | 3 | 0 | 5 | 29 | 4 | 1 | 0 | 20 | 37 | 1 | 1 | 10 | |
| Minor League Totals | | | | 233 | 691 | 2249 | 261 | 525 | 62 | 14 | 20 | 205 | 61 | 10 | 32 | 176 | 406 | 67 | 38 | 150 |

GABE JOHNSON - 3B / C


Height - 6'1 Bats - R
Weight - 195 Throws - R

Born - 9/21/79 at Pearisburg, VA

Resides - Delray Beach, FL

SCHOOL - Atlantic Community High School

HOW OBTAINED - Cardinals' 3rd round selection in the June, 1998 First-Year Player Draft.



| YR | CLUB | LG | AVG | G | AB | R | H | 2B | 3B | HR | RBI | SH | SF | HP | BB | SO | SB | CS | E | |
|---------------------|--------------|------|------|-----|-----|------|-----|-----|-----|----|-----|-----|----|----|----|-----|-----|----|----|-----|
| 98 | Johnson City | Appy | .251 | 57 | 187 | 30 | 47 | 11 | 3 | 9 | 32 | 0 | 1 | 4 | 20 | 71 | 3 | 1 | 6 | |
| 99 | New Jersey | NYP | .194 | 35 | 124 | 12 | 24 | 5 | 2 | 5 | 14 | 1 | 1 | 1 | 9 | 49 | 1 | 1 | 1 | |
| 00 | Peoria | Mid | .157 | 58 | 197 | 20 | 31 | 8 | 0 | 4 | 22 | 4 | 1 | 4 | 13 | 91 | 1 | 2 | 13 | |
| 01 | Potomac | Car | .189 | 86 | 281 | 24 | 53 | 14 | 0 | 4 | 22 | 1 | 3 | 3 | 21 | 113 | 2 | 3 | 26 | |
| | Peoria | Mid | .224 | 36 | 134 | 17 | 30 | 10 | 4 | 2 | 17 | 0 | 2 | 2 | 16 | 49 | 1 | 1 | 16 | |
| 02 | Peoria | Mid | .248 | 134 | 516 | 76 | 128 | 32 | 0 | 26 | 93 | 0 | 3 | 2 | 57 | 153 | 6 | 6 | 29 | |
| 03 | Palm Beach | FSL | .213 | 107 | 385 | 50 | 82 | 12 | 3 | 8 | 40 | 3 | 5 | 3 | 52 | 104 | 5 | 3 | 22 | |
| 04 | Tennessee | Sou | .267 | 127 | 450 | 64 | 120 | 27 | 0 | 18 | 66 | 1 | 7 | 6 | 43 | 118 | 7 | 1 | 20 | |
| Minor League Totals | | | | 226 | 640 | 2274 | 293 | 515 | 119 | 12 | 76 | 306 | 10 | 23 | 25 | 231 | 748 | 26 | 18 | 133 |

JOSH KINNEY - RHP


Height - 6'1 Bats - R
Weight - 195 Throws - R

Born - 3/31/79 at Coudersport, PA

Resides - Port Allegheny, PA

SCHOOL - Quincy College

HOW OBTAINED - Contract purchased from River City (Frontier League) on 6/15/01.




| YR | CLUB | LG | W-L | ERA | G | GS | CG | SHO | SV | IP | H | R | ER | HR | HB | BB | SO | WP | BK |
|---------------------|------------|------|-------|------|-----|----|----|-----|----|-------|-----|-----|----|----|----|-----|-----|----|----|
| 01 | River City | Fron | 1-0 | 1.71 | 3 | 3 | 0 | 0 | 0 | 21.0 | 18 | 7 | 4 | 1 | 2 | 7 | 18 | 0 | 0 |
| | New Jersey | NYP | 2-0 | 0.00 | 3 | 0 | 0 | 0 | 0 | 5.2 | 2 | 0 | 0 | 0 | 0 | 0 | 5 | 0 | 0 |
| | Peoria | Mid | 1-4 | 4.39 | 27 | 0 | 0 | 0 | 0 | 41.0 | 47 | 24 | 20 | 1 | 7 | 15 | 35 | 4 | 1 |
| 02 | Potomac | Car | 1-3 | 2.29 | 44 | 0 | 0 | 0 | 7 | 55.0 | 52 | 21 | 14 | 2 | 3 | 23 | 42 | 6 | 0 |
| 03 | Palm Beach | FSL | 3-0 | 1.52 | 31 | 0 | 0 | 0 | 3 | 41.1 | 38 | 7 | 7 | 0 | 0 | 10 | 35 | 5 | 0 |
| | Tennessee | Sou | 2-1 | 0.68 | 29 | 0 | 0 | 0 | 2 | 39.2 | 19 | 4 | 3 | 2 | 0 | 12 | 48 | 1 | 0 |
| 04 | Tennessee | Sou | 3-8 | 5.50 | 50 | 0 | 0 | 0 | 4 | 55.2 | 67 | 40 | 34 | 6 | 3 | 34 | 48 | 6 | 0 |
| | Palm Beach | FSL | 0-1 | 4.32 | 7 | 0 | 0 | 0 | 0 | 8.1 | 8 | 6 | 4 | 1 | 1 | 6 | 12 | 0 | 0 |
| Minor League Totals | | | 13-17 | 2.89 | 194 | 3 | 0 | 0 | 16 | 267.2 | 251 | 109 | 86 | 13 | 16 | 107 | 243 | 22 | 1 |

RAYNER LAYA - SS

Height - 5'10 **Bats** - R
Weight - 150 **Throws** - R

Born - 9/30/80 at La Sabana, Venezuela
Resides - La Sabana, Venezuela
HOW OBTAINED - Selected from the Montreal Expos in the AAA portion of the Rule 5 Draft on 12/15/03.




| YR | CLUB | LG | AVG | G | AB | R | H | 2B | 3B | HR | RBI | SH | SF | HP | BB | SO | SB | CS | E | |
|---------------------|--------------|-----|------|-----|-----|------|-----|-----|----|----|-----|-----|----|----|----|-----|----|----|----|----|
| 98 | VSL Braves | VSL | .182 | 6 | 11 | 1 | 2 | 2 | 0 | 0 | 1 | 0 | 0 | 0 | 0 | 0 | 1 | 0 | NA | |
| 99 | VSL Braves | VSL | .308 | 52 | 172 | 35 | 53 | 6 | 2 | 0 | 23 | 2 | 2 | 6 | 10 | 8 | 11 | 5 | NA | |
| 00 | VSL Braves | VSL | .331 | 45 | 160 | 42 | 53 | 11 | 3 | 2 | 26 | 2 | 1 | 1 | 23 | 8 | 15 | 7 | NA | |
| 01 | DID NOT PLAY | | | | | | | | | | | | | | | | | | | |
| 02 | DID NOT PLAY | | | | | | | | | | | | | | | | | | | |
| 03 | Tabasco | Mex | .323 | 92 | 378 | 50 | 122 | 9 | 4 | 0 | 26 | 3 | 2 | 2 | 31 | 32 | 25 | 13 | 23 | |
| 04 | Palm Beach | FSL | .251 | 101 | 387 | 64 | 97 | 9 | 3 | 0 | 30 | 4 | 7 | 3 | 39 | 34 | 41 | 19 | 25 | |
| Minor League Totals | | | | 295 | 296 | 1108 | 192 | 327 | 37 | 12 | 2 | 106 | 11 | 12 | 12 | 103 | 82 | 93 | 44 | 48 |

RANDY LEEK - LHP

Height - 6'0 **Bats** - L
Weight - 175 **Throws** - L

Born - 4/18/77 at Mineola, NY
Resides - Levittown, NY
SCHOOL - William & Mary (VA)
HOW OBTAINED - Signed as a previously released free agent on 6/23/04.




| YR | CLUB | LG | W-L | ERA | G | GS | CG | SHO | SV | IP | H | R | ER | HR | HB | BB | SO | WP | BK |
|---------------------|-----------------------------|-----|-------|------|-----|----|----|-----|----|-------|-----|-----|-----|----|----|-----|-----|----|----|
| 99 | Oneonta | NYP | 6-3 | 1.56 | 21 | 3 | 1 | 0 | 1 | 63.1 | 58 | 16 | 11 | 0 | 2 | 9 | 66 | 2 | 0 |
| 00 | Lakeland | FSL | 3-6 | 3.41 | 20 | 20 | 2 | 0 | 0 | 126.2 | 122 | 60 | 48 | 9 | 5 | 25 | 97 | 3 | 0 |
| | Toledo | IL | 0-0 | 9.64 | 1 | 1 | 0 | 0 | 0 | 4.2 | 6 | 5 | 5 | 1 | 0 | 3 | 1 | 0 | 0 |
| | Jacksonville | Sou | 2-2 | 7.84 | 7 | 6 | 0 | 0 | 0 | 31.0 | 43 | 29 | 27 | 6 | 2 | 8 | 21 | 0 | 0 |
| 01 | Erie | EL | 11-7 | 3.86 | 29 | 27 | 4 | 1 | 1 | 179.1 | 190 | 87 | 77 | 24 | 9 | 27 | 123 | 2 | 0 |
| | Toledo | IL | 0-0 | 3.86 | 1 | 1 | 0 | 0 | 0 | 7.0 | 7 | 3 | 3 | 3 | 0 | 0 | 3 | 0 | 0 |
| 02 | Sth Georgia | SAL | 2-0 | 0.68 | 2 | 2 | 0 | 0 | 0 | 13.1 | 8 | 1 | 1 | 1 | 0 | 1 | 8 | 1 | 0 |
| | Jacksonville | Sou | 7-5 | 2.16 | 15 | 14 | 1 | 0 | 0 | 95.2 | 94 | 30 | 23 | 5 | 5 | 11 | 56 | 2 | 0 |
| 03 | DID NOT PITCH DUE TO INJURY | | | | | | | | | | | | | | | | | | |
| 04 | Jacksonville | Sou | 2-3 | 4.32 | 9 | 9 | 0 | 0 | 0 | 50.0 | 52 | 26 | 24 | 8 | 2 | 5 | 22 | 0 | 1 |
| | Tennessee | Sou | 1-7 | 4.42 | 14 | 13 | 1 | 0 | 0 | 75.1 | 86 | 41 | 37 | 15 | 2 | 25 | 34 | 1 | 1 |
| Minor League Totals | | | 34-33 | 3.56 | 119 | 96 | 9 | 1 | 2 | 646.1 | 666 | 298 | 256 | 72 | 27 | 114 | 431 | 11 | 2 |

JOHN LINDSEY - 1B

Height - 6'2 **Bats** - R
Weight - 232 **Throws** - R

Born - 1/30/77 at Forrest County, MS
Resides - Hattiesburg, MS
SCHOOL - Hattiesburg HS
HOW OBTAINED - Signed as a minor league free agent on 12/27/04.




| YR | CLUB | LG | AVG | G | AB | R | H | 2B | 3B | HR | RBI | SH | SF | HP | BB | SO | SB | CS | E | |
|---------------------|----------------|-----|------|-----|-----|----|-----|----|----|----|-----|----|----|----|----|-----|----|----|----|----|
| 95 | AZL Rockies | AZL | .235 | 48 | 179 | 23 | 42 | 10 | 0 | 2 | 22 | 0 | 1 | 7 | 11 | 48 | 0 | 2 | 8 | |
| 96 | Portland | NW | .255 | 57 | 208 | 32 | 53 | 11 | 1 | 2 | 22 | 0 | 0 | 4 | 26 | 63 | 1 | 1 | 10 | |
| 97 | Asheville | SAL | .236 | 110 | 399 | 54 | 94 | 20 | 2 | 12 | 67 | 1 | 3 | 11 | 29 | 110 | 3 | 2 | 13 | |
| 98 | Asheville | SAL | .275 | 126 | 472 | 59 | 130 | 21 | 3 | 14 | 73 | 3 | 2 | 15 | 24 | 114 | 2 | 4 | 13 | |
| 99 | Salem | Car | .208 | 75 | 260 | 32 | 54 | 15 | 1 | 4 | 35 | 3 | 1 | 7 | 20 | 69 | 2 | 1 | 6 | |
| 00 | Salem | Car | .280 | 104 | 343 | 43 | 96 | 23 | 1 | 9 | 56 | 0 | 3 | 15 | 37 | 76 | 5 | 3 | 3 | |
| 01 | Salem | Car | .280 | 51 | 168 | 19 | 47 | 13 | 0 | 7 | 32 | 0 | 0 | 5 | 13 | 51 | 1 | 1 | 0 | |
| 02 | San Bernardino | Cal | .297 | 127 | 472 | 75 | 140 | 30 | 6 | 22 | 93 | 0 | 6 | 25 | 48 | 109 | 0 | 1 | 7 | |
| 03 | San Antonio | Tex | .296 | 88 | 307 | 40 | 91 | 22 | 1 | 8 | 43 | 2 | 2 | 11 | 22 | 81 | 9 | 1 | 2 | |
| 04 | San Antonio | Tex | .282 | 123 | 457 | 68 | 129 | 31 | 2 | 19 | 72 | 2 | 4 | 14 | 48 | 98 | 1 | 7 | 8 | |
| Minor League Totals | | | | 255 | 36 | 98 | 10 | 25 | 6 | 0 | 3 | 12 | 1 | 0 | 1 | 5 | 33 | 0 | 1 | 70 |

WAYNE LUNDGREN - RHP

Height - 6'6 Bats - R
Weight - 180 Throws - R

Born - 4/21/82 at Thornleigh, Australia
Resides - Baulkham Hills, Australia
HOW OBTAINED - Signed as a previously released free agent on 4/4/04.




| YR | CLUB | LG | W-L | ERA | G | GS | CG | SHO | SV | IP | H | R | ER | HR | HB | BB | SO | WP | BK |
|---------------------|-------------|-----|-----|------|------|----|----|-----|----|-------|-----|-----|----|----|----|----|-----|----|----|
| 00 | GCL Red Sox | GCL | 2-2 | 3.41 | 11 | 2 | 0 | 0 | 1 | 29.0 | 39 | 20 | 11 | 1 | 1 | 8 | 12 | 1 | 0 |
| 01 | GCL Red Sox | GCL | 4-2 | 5.31 | 13 | 1 | 0 | 0 | 2 | 42.1 | 48 | 26 | 25 | 3 | 1 | 15 | 20 | 2 | 0 |
| 03 | Lowell | NYP | 1-2 | 3.46 | 15 | 2 | 0 | 0 | 0 | 39.0 | 39 | 22 | 15 | 0 | 1 | 3 | 17 | 1 | 0 |
| | Augusta | SAL | 0-0 | 9.00 | 3 | 0 | 0 | 0 | 1 | 5.0 | 6 | 7 | 5 | 0 | 3 | 0 | 3 | 0 | 0 |
| 04 | Peoria | Mid | 2-2 | 3.94 | 33 | 1 | 0 | 0 | 0 | 45.2 | 44 | 25 | 20 | 4 | 2 | 11 | 43 | 9 | 0 |
| | Palm Beach | FSL | 0-1 | 4.26 | 8 | 0 | 0 | 0 | 0 | 12.2 | 8 | 7 | 6 | 1 | 2 | 1 | 5 | 0 | 0 |
| Minor League Totals | | | | 9-9 | 4.25 | 83 | 6 | 0 | 4 | 173.2 | 184 | 107 | 82 | 9 | 10 | 38 | 100 | 13 | 0 |

BRANDON MARCELLI - C

Height - 6'2 Bats - R
Weight - 205 Throws - R

Born - 1/2/81 at Eureka, CA
Resides - Eureka, CA
SCHOOL - Fresno State University
HOW OBTAINED - Cardinals' 30th round selection in the June, 2004 First-Year Player Draft.




| YR | CLUB | LG | AVG | G | AB | R | H | 2B | 3B | HR | RBI | SH | SF | HP | BB | SO | SB | CS | E |
|---------------------|------------|-----|------|----|----|----|----|----|----|----|-----|----|----|----|----|----|----|----|---|
| 04 | Peoria | Mid | .274 | 27 | 84 | 10 | 23 | 6 | 0 | 3 | 11 | 1 | 0 | 0 | 3 | 24 | 0 | 1 | 2 |
| | Palm Beach | FSL | .143 | 9 | 14 | 0 | 2 | 0 | 0 | 0 | 1 | 0 | 0 | 1 | 2 | 9 | 0 | 0 | 0 |
| Minor League Totals | | | .255 | 36 | 98 | 10 | 25 | 6 | 0 | 3 | 12 | 1 | 0 | 1 | 5 | 33 | 0 | 1 | 2 |

BRIAN MARTIN - OF

Height - 6-2 Bats - R
Weight - 224 Throws - R

Born - 6/14/80 at El Centro, CA
Resides - El Centro, CA
SCHOOL - Central Union HS
HOW OBTAINED - Signed as a minor league free agent on 12/14/04.



| YR | CLUB | LG | AVG | G | AB | R | H | 2B | 3B | HR | RBI | SH | SF | HP | BB | SO | SB | CS | E |
|---------------------|----------------|-----|------|-----|------|-----|-----|-----|----|----|-----|----|----|----|-----|-----|----|----|----|
| 98 | GCL Devil Rays | GCL | .255 | 46 | 153 | 24 | 39 | 11 | 0 | 4 | 24 | 2 | 0 | 6 | 18 | 57 | 0 | 2 | 5 |
| 99 | Charleston | SAL | .172 | 40 | 145 | 9 | 25 | 1 | 2 | 3 | 13 | 0 | 1 | 1 | 9 | 70 | 1 | 2 | 2 |
| | Hudson Valley | NYP | .195 | 70 | 262 | 34 | 51 | 7 | 6 | 5 | 27 | 2 | 2 | 5 | 40 | 107 | 12 | 5 | 1 |
| 00 | Charleston | SAL | .197 | 87 | 279 | 36 | 55 | 14 | 4 | 3 | 27 | 0 | 2 | 11 | 32 | 104 | 3 | 0 | 6 |
| 01 | Charleston | SAL | .232 | 131 | 456 | 42 | 106 | 22 | 3 | 8 | 44 | 0 | 3 | 10 | 35 | 150 | 7 | 15 | 8 |
| 02 | Bakersfield | Cal | .223 | 112 | 327 | 45 | 73 | 12 | 3 | 9 | 40 | 1 | 0 | 11 | 24 | 87 | 7 | 3 | 3 |
| 03 | Bakersfield | Cal | .276 | 129 | 478 | 73 | 132 | 26 | 4 | 11 | 65 | 1 | 3 | 14 | 35 | 147 | 19 | 3 | 4 |
| 04 | Montgomery | Sou | .256 | 115 | 367 | 40 | 94 | 25 | 2 | 9 | 37 | 3 | 5 | 5 | 38 | 102 | 5 | 3 | 6 |
| Minor League Totals | | | .233 | 730 | 2467 | 303 | 575 | 118 | 24 | 52 | 277 | 9 | 16 | 63 | 231 | 824 | 54 | 33 | 35 |

MIKE McCOY - 2B


Height - 5'9 Bats - R
Weight - 175 Throws - R

Born - 4/2/81 at San Diego, CA

Resides - El Cajon, CA

SCHOOL - University of San Diego

HOW OBTAINED - Cardinals' 34th round selection in the June, 2002 First-Year Player Draft.



| YR | CLUB | LG | AVG | G | AB | R | H | 2B | 3B | HR | RBI | SH | SF | HP | BB | SO | SB | CS | E |
|---------------------|--------------|------|------|-----|-----|-----|-----|----|----|----|-----|----|----|----|-----|-----|----|----|----|
| 02 | Johnson City | Appy | .312 | 50 | 154 | 46 | 48 | 9 | 1 | 4 | 22 | 2 | 1 | 3 | 42 | 23 | 18 | 7 | 15 |
| 03 | Peoria | Mid | .252 | 131 | 464 | 67 | 117 | 16 | 5 | 5 | 46 | 10 | 3 | 16 | 51 | 77 | 24 | 10 | 25 |
| 04 | Peoria | Mid | .216 | 55 | 194 | 26 | 42 | 8 | 3 | 2 | 17 | 8 | 2 | 3 | 24 | 35 | 9 | 3 | 13 |
| | Palm Beach | FSL | .301 | 61 | 176 | 34 | 53 | 12 | 1 | 2 | 23 | 2 | 1 | 5 | 31 | 32 | 7 | 4 | 11 |
| | Tennessee | Sou | .000 | 3 | 6 | 0 | 0 | 0 | 0 | 0 | 0 | 0 | 0 | 0 | 0 | 3 | 0 | 0 | 0 |
| Minor League Totals | | | .262 | 300 | 994 | 173 | 260 | 45 | 10 | 13 | 108 | 22 | 7 | 27 | 148 | 170 | 58 | 24 | 64 |

TYLER MINGES - OF


Height - 6-0 Bats - R
Weight - 185 Throws - R

Born - 11/15/79 at Cincinnati, OH

Resides - Hamilton, OH

SCHOOL - Ross HS

HOW OBTAINED - Signed as a minor league free agent on 12/20/04.



| YR | CLUB | LG | AVG | G | AB | R | H | 2B | 3B | HR | RBI | SH | SF | HP | BB | SO | SB | CS | E |
|---------------------|------------|------|------|-----|------|-----|-----|-----|----|----|-----|----|----|----|-----|-----|----|----|----|
| 98 | Burlington | Appy | .306 | 12 | 49 | 7 | 15 | 2 | 1 | 1 | 5 | 0 | 0 | 0 | 2 | 10 | 1 | 0 | 3 |
| 99 | Columbus | SAL | .242 | 127 | 492 | 64 | 119 | 25 | 11 | 10 | 62 | 3 | 6 | 4 | 19 | 113 | 23 | 7 | 9 |
| 00 | Kinston | Car | .223 | 110 | 404 | 46 | 90 | 17 | 4 | 6 | 51 | 2 | 5 | 3 | 32 | 78 | 12 | 9 | 6 |
| 01 | Columbus | SAL | .373 | 15 | 59 | 9 | 22 | 5 | 0 | 1 | 7 | 0 | 0 | 3 | 3 | 12 | 2 | 0 | 1 |
| | Kinston | Car | .252 | 66 | 250 | 30 | 63 | 12 | 2 | 5 | 35 | 2 | 3 | 4 | 12 | 48 | 3 | 2 | 3 |
| 02 | Kinston | Car | .231 | 113 | 394 | 65 | 91 | 20 | 5 | 16 | 58 | 8 | 7 | 5 | 32 | 71 | 8 | 10 | 5 |
| 03 | Akron | EL | .223 | 122 | 422 | 49 | 94 | 18 | 5 | 10 | 44 | 1 | 5 | 2 | 27 | 65 | 6 | 4 | 6 |
| 04 | Akron | EL | .267 | 89 | 307 | 44 | 82 | 13 | 7 | 11 | 40 | 3 | 0 | 3 | 26 | 46 | 6 | 1 | 5 |
| Minor League Totals | | | .242 | 654 | 2377 | 314 | 576 | 112 | 35 | 60 | 302 | 19 | 26 | 24 | 153 | 443 | 61 | 33 | 38 |

JAMES MONDESIR - RHP


Height - 6'4 Bats - S
Weight - 210 Throws - R

Born - 6/10/79 at Jamaica, NY

Resides - Jamaica, NY

SCHOOL - Dominican College

HOW OBTAINED - Cardinals' 36th round selection in the June, 2002 free agent draft.



| YR | CLUB | LG | W-L | ERA | G | GS | CG | SHO | SV | IP | H | R | ER | HR | HB | BB | SO | WP | BK |
|---------------------|--------------|------|------|------|----|----|----|-----|----|-------|-----|-----|----|----|----|----|-----|----|----|
| 02 | Johnson City | Appy | 1-6 | 8.26 | 14 | 9 | 0 | 0 | 0 | 40.1 | 60 | 46 | 37 | 9 | 2 | 21 | 27 | 4 | 0 |
| 03 | New Jersey | NYP | 0-4 | 6.66 | 7 | 7 | 0 | 0 | 0 | 24.1 | 34 | 22 | 18 | 1 | 3 | 10 | 19 | 1 | 1 |
| 04 | Peoria | Mid | 3-1 | 6.18 | 12 | 4 | 1 | 1 | 0 | 27.2 | 30 | 20 | 19 | 6 | 5 | 6 | 22 | 4 | 0 |
| | Palm Beach | FSL | 1-2 | 3.67 | 17 | 8 | 0 | 0 | 0 | 61.1 | 61 | 32 | 25 | 10 | 0 | 24 | 37 | 5 | 0 |
| Minor League Totals | | | 5-13 | 5.80 | 50 | 28 | 1 | 1 | 0 | 153.2 | 185 | 120 | 99 | 26 | 10 | 61 | 105 | 14 | 1 |

DAN MOYLAN - C


Height - 6-0 Bats - L
Weight - 190 Throws - R

Born - 4/24/79 at Keene, NH

Resides - Keene, NH

SCHOOL - North Carolina

HOW OBTAINED - Cardinals' 8th round selection in the June, 2000 First-Year Player Draft.



| YR | CLUB | LG | AVG | G | AB | R | H | 2B | 3B | HR | RBI | SH | SF | HP | BB | SO | SB | CS | E | |
|---------------------|------------|-----|------|------|-----|------|-----|-----|----|----|-----|-----|----|----|----|-----|-----|----|----|----|
| 00 | New Jersey | NYP | .274 | 56 | 168 | 20 | 46 | 6 | 0 | 0 | 14 | 0 | 2 | 4 | 42 | 28 | 8 | 8 | 9 | |
| 01 | New Jersey | NYP | .292 | 59 | 192 | 23 | 56 | 9 | 1 | 1 | 22 | 1 | 1 | 0 | 45 | 31 | 6 | 7 | 6 | |
| 02 | Potomac | Car | .284 | 66 | 215 | 34 | 61 | 3 | 0 | 3 | 33 | 2 | 1 | 3 | 46 | 35 | 3 | 1 | 5 | |
| 03 | Tennessee | Sou | .275 | 64 | 182 | 21 | 50 | 3 | 1 | 2 | 23 | 2 | 0 | 1 | 29 | 28 | 1 | 0 | 4 | |
| 04 | Tennessee | Sou | .288 | 104 | 316 | 39 | 91 | 16 | 0 | 2 | 38 | 1 | 1 | 5 | 48 | 54 | 1 | 1 | 7 | |
| Minor League Totals | | | | .283 | 349 | 1073 | 137 | 304 | 37 | 2 | 8 | 130 | 6 | 5 | 13 | 210 | 176 | 19 | 17 | 31 |

JOHN NELSON - SS


Height - 6'1 Bats - R
Weight - 190 Throws - R

Born - 3/3/79 at Denton, TX

Resides - Denton, TX

SCHOOL - University of Kansas

HOW OBTAINED - Cardinals' 8th round selection in the June, 2001 First-Year Player Draft.



| YR | CLUB | LG | AVG | G | AB | R | H | 2B | 3B | HR | RBI | SH | SF | HP | BB | SO | SB | CS | E | |
|---------------------|------------|-----|------|------|-----|------|-----|-----|----|----|-----|-----|----|----|----|-----|-----|----|----|----|
| 01 | New Jersey | NYP | .238 | 66 | 252 | 43 | 60 | 16 | 3 | 8 | 26 | 4 | 5 | 3 | 35 | 76 | 14 | 3 | 3 | |
| 02 | Peoria | Mid | .274 | 132 | 481 | 85 | 132 | 28 | 5 | 16 | 63 | 5 | 4 | 3 | 54 | 123 | 16 | 3 | 33 | |
| 03 | Tennessee | Sou | .237 | 136 | 506 | 60 | 120 | 22 | 1 | 5 | 42 | 2 | 1 | 3 | 44 | 117 | 10 | 5 | 23 | |
| 04 | Tennessee | Sou | .301 | 63 | 206 | 41 | 62 | 16 | 3 | 8 | 29 | 2 | 1 | 2 | 31 | 56 | 6 | 2 | 9 | |
| Minor League Totals | | | | .259 | 397 | 1445 | 229 | 374 | 82 | 12 | 37 | 160 | 13 | 11 | 11 | 164 | 372 | 46 | 13 | 68 |

MARK NUSSBECK - RHP

Height - 6'4 Bats - L
Weight - 200 Throws - R

Born - 5/25/74 at Kansas City, MO

Resides - Kansas City, MO

SCHOOL - Longview CC (MO)

HOW OBTAINED - Signed as a previously released free agent on 8/9/04.




| YR | CLUB | LG | W-L | ERA | G | GS | CG | SHD | SV | IP | H | R | ER | HR | HB | BB | SO | WP | BK | |
|---------------------|-----------------------------|-----|------|-------|------|-----|-----|-----|----|-------|-------|-----|-----|-----|----|----|-----|-----|----|----|
| 96 | New Jersey | NYP | 6-3 | 2.94 | 16 | 14 | 0 | 0 | 0 | 79.2 | 72 | 31 | 26 | 4 | 4 | 16 | 74 | 3 | 3 | |
| 97 | Peoria | Mid | 8-12 | 4.58 | 27 | 27 | 2 | 2 | 0 | 151.1 | 181 | 92 | 77 | 14 | 3 | 56 | 132 | 6 | 4 | |
| 98 | Prince William | Car | 3-6 | 3.56 | 14 | 13 | 0 | 0 | 0 | 86.0 | 75 | 40 | 34 | 10 | 1 | 16 | 65 | 0 | 0 | |
| | Arkansas | Tex | 4-2 | 5.10 | 10 | 8 | 0 | 0 | 0 | 42.1 | 44 | 30 | 24 | 7 | 1 | 18 | 21 | 2 | 0 | |
| 99 | Memphis | PCL | 6-10 | 8.23 | 36 | 16 | 0 | 0 | 0 | 101.2 | 145 | 100 | 93 | 23 | 3 | 37 | 82 | 5 | 1 | |
| | Arkansas | Tex | 0-1 | 6.17 | 2 | 2 | 0 | 0 | 0 | 11.2 | 12 | 8 | 8 | 1 | 0 | 9 | 11 | 2 | 0 | |
| 00 | Memphis | PCL | 9-4 | 3.96 | 21 | 21 | 1 | 1 | 0 | 125.0 | 127 | 69 | 55 | 11 | 2 | 44 | 76 | 3 | 2 | |
| | Rochester | IL | 1-2 | 3.86 | 4 | 4 | 0 | 0 | 0 | 18.2 | 21 | 8 | 8 | 2 | 0 | 4 | 13 | 0 | 0 | |
| 01 | DID NOT PITCH DUE TO INJURY | | | | | | | | | | | | | | | | | | | |
| 02 | Rochester | IL | 1-2 | 6.39 | 11 | 3 | 0 | 0 | 0 | 25.1 | 30 | 20 | 18 | 5 | 1 | 8 | 6 | 2 | 0 | |
| 03 | Camden | Atl | 9-3 | 3.62 | 21 | 21 | 3 | 0 | 0 | 129.1 | 132 | 55 | 52 | 11 | 4 | 34 | 97 | 6 | 0 | |
| 04 | Camden | Atl | 7-1 | 3.45 | 15 | 10 | 1 | 1 | 0 | 70.1 | 68 | 29 | 27 | 5 | 2 | 14 | 47 | 2 | 1 | |
| | Memphis | PCL | 2-1 | 3.50 | 3 | 3 | 1 | 0 | 0 | 18.0 | 21 | 7 | 7 | 1 | 2 | 4 | 14 | 0 | 0 | |
| Minor League Totals | | | | 56-47 | 4.49 | 180 | 142 | 8 | 4 | 0 | 859.1 | 928 | 489 | 429 | 94 | 23 | 260 | 638 | 31 | 11 |

JORDAN PALS - RHP

Height - 6'8 **Bats** - R
Weight - 205 **Throws** - R

Born - 10/18/80 at Springfield, IL
Resides - Effingham, IL
SCHOOL - Eastern Illinois University
HOW OBTAINED - Cardinals' 20th round selection in the June, 2003 First-Year Player Draft.




| YR | CLUB | LG | W-L | ERA | G | GS | CG | SHO | SV | IP | H | R | ER | HR | HB | BB | SO | WP | BK |
|---------------------|--------------|------|-------|------|----|----|----|-----|----|-------|-----|----|----|----|----|----|-----|----|----|
| 03 | Johnson City | Appy | 2-2 | 2.16 | 8 | 8 | 1 | 0 | 0 | 41.2 | 35 | 13 | 10 | 3 | 2 | 9 | 24 | 5 | 0 |
| | New Jersey | NYP | 2-4 | 6.93 | 6 | 5 | 0 | 0 | 0 | 24.2 | 34 | 23 | 19 | 1 | 1 | 8 | 13 | 1 | 0 |
| 04 | Peoria | Mid | 5-3 | 2.84 | 12 | 12 | 2 | 1 | 0 | 73.0 | 66 | 30 | 23 | 3 | 5 | 15 | 36 | 3 | 2 |
| | Palm Beach | FSL | 5-1 | 2.69 | 11 | 11 | 1 | 1 | 0 | 60.1 | 60 | 22 | 18 | 1 | 2 | 19 | 43 | 3 | 0 |
| Minor League Totals | | | 14-10 | 3.16 | 37 | 36 | 4 | 2 | 0 | 199.2 | 195 | 88 | 70 | 8 | 10 | 51 | 116 | 12 | 2 |

TYLER PARKER - OF

Height - 6'3 **Bats** - R
Weight - 210 **Throws** - R

Born - 5/13/81 at Atlanta, GA
Resides - Marietta, GA
SCHOOL - Georgia Tech
HOW OBTAINED - Cardinals' 8th round selection in the June, 2002 First-Year Player Draft.




| YR | CLUB | LG | AVG | G | AB | R | H | 2B | 3B | HR | RBI | SH | SF | HP | BB | SO | SB | CS | E |
|---------------------|------------|-----|------|-----|-----|----|-----|----|----|----|-----|----|----|----|----|-----|----|----|----|
| 02 | New Jersey | NYP | .212 | 42 | 146 | 15 | 31 | 0 | 2 | 2 | 10 | 0 | 1 | 2 | 14 | 50 | 2 | 1 | 8 |
| 03 | Peoria | Mid | .222 | 55 | 189 | 16 | 42 | 8 | 2 | 4 | 35 | 1 | 4 | 3 | 12 | 54 | 9 | 2 | 9 |
| 04 | Peoria | Mid | .265 | 85 | 291 | 39 | 77 | 11 | 2 | 10 | 48 | 1 | 1 | 4 | 23 | 87 | 9 | 7 | 4 |
| | Palm Beach | FSL | .111 | 2 | 9 | 1 | 1 | 0 | 0 | 0 | 2 | 0 | 0 | 0 | 0 | 4 | 0 | 0 | 1 |
| Minor League Totals | | | .238 | 184 | 635 | 71 | 151 | 19 | 6 | 16 | 95 | 2 | 6 | 9 | 49 | 195 | 20 | 10 | 22 |

STUART POMERANZ - RHP

Height - 6'7 **Bats** - R
Weight - 220 **Throws** - R

Born - 12/17/84 at Dallas, TX
Resides - Collierville, TN
SCHOOL - Houston HS
HOW OBTAINED - Cardinals' 2nd round selection in the June, 2003 First-Year Player Draft.




| YR | CLUB | LG | W-L | ERA | G | GS | CG | SHO | SV | IP | H | R | ER | HR | HB | BB | SO | WP | BK |
|---------------------|--------------|------|------|------|----|----|----|-----|----|-------|-----|----|----|----|----|----|-----|----|----|
| 03 | Johnson City | Appy | 1-1 | 6.14 | 4 | 3 | 0 | 0 | 0 | 14.2 | 13 | 10 | 10 | 2 | 3 | 4 | 14 | 0 | 0 |
| 04 | Peoria | Mid | 12-4 | 3.55 | 17 | 17 | 0 | 0 | 0 | 101.1 | 95 | 59 | 40 | 10 | 8 | 25 | 88 | 6 | 1 |
| Minor League Totals | | | 13-5 | 3.88 | 21 | 20 | 0 | 0 | 0 | 116.0 | 108 | 69 | 50 | 12 | 11 | 29 | 102 | 6 | 1 |

TONY RAWSON - LHP

Height - 5'11 Bats - L
Weight - 180 Throws - L

Born - 7/31/80 at Kosciusko, MS
Resides - Kosciusko, MS
SCHOOL - University of Southern Mississippi
HOW OBTAINED - Cardinals' 42nd round selection in the June, 2001 First-Year Player Draft.




| YR | CLUB | LG | W-L | ERA | G | GS | CG | SHO | SV | IP | H | R | ER | HR | HB | BB | SO | WP | BK |
|---------------------|--------------|------|------|------|-----|----|----|-----|----|-------|-----|----|----|----|----|----|-----|----|----|
| 01 | Johnson City | Appy | 3-1 | 0.60 | 23 | 0 | 0 | 0 | 10 | 30.0 | 19 | 3 | 2 | 0 | 2 | 7 | 45 | 2 | 0 |
| | New Jersey | NYP | 0-0 | 3.00 | 3 | 0 | 0 | 0 | 0 | 3.0 | 3 | 1 | 1 | 0 | 0 | 2 | 3 | 0 | 0 |
| 02 | Potomac | Car | 1-4 | 3.63 | 48 | 0 | 0 | 0 | 0 | 52.0 | 46 | 28 | 21 | 4 | 5 | 31 | 47 | 5 | 0 |
| | Peoria | Mid | 0-2 | 4.09 | 20 | 0 | 0 | 0 | 6 | 22.0 | 22 | 11 | 10 | 1 | 0 | 7 | 17 | 3 | 0 |
| 04 | Palm Beach | FSL | 0-4 | 3.78 | 25 | 0 | 0 | 0 | 0 | 33.1 | 34 | 16 | 14 | 0 | 0 | 19 | 26 | 3 | 0 |
| | Palm Beach | FSL | 0-2 | 2.16 | 53 | 0 | 0 | 0 | 5 | 75.0 | 55 | 23 | 18 | 1 | 2 | 23 | 44 | 9 | 0 |
| | Memphis | PCL | 1-0 | 0.00 | 3 | 0 | 0 | 0 | 0 | 3.0 | 0 | 0 | 0 | 0 | 0 | 1 | 1 | 0 | 0 |
| Minor League Totals | | | 5-13 | 2.72 | 175 | 0 | 0 | 0 | 21 | 218.1 | 179 | 82 | 66 | 6 | 9 | 90 | 183 | 22 | 0 |

BO ROBINSON - 3B

Height - 6-2 Bats - R
Weight - 190 Throws - R

Born - 8/21/75 at Charlotte, NC
Resides - Charlotte, NC
SCHOOL - University of North Carolina - Charlotte
HOW OBTAINED - Signed as a minor league free agent on 11/11/04.




| YR | CLUB | LG | AVG | G | AB | R | H | 2B | 3B | HR | RBI | SH | SF | HP | BB | SO | SB | CS | E |
|---------------------|-------------|-----|------|-----|------|-----|-----|-----|----|----|-----|----|----|----|-----|-----|----|----|----|
| 98 | Everett | NW | .270 | 60 | 204 | 33 | 55 | 14 | 1 | 4 | 27 | 0 | 2 | 2 | 24 | 34 | 1 | 0 | 15 |
| 99 | Wisconsin | Mid | .329 | 138 | 499 | 101 | 164 | 50 | 3 | 13 | 102 | 0 | 8 | 4 | 108 | 75 | 4 | 1 | 15 |
| 00 | Lancaster | Cal | .313 | 136 | 515 | 93 | 161 | 33 | 0 | 10 | 97 | 1 | 9 | 5 | 65 | 69 | 2 | 5 | 18 |
| 01 | San Antonio | Tex | .293 | 133 | 474 | 75 | 139 | 23 | 1 | 13 | 74 | 1 | 7 | 3 | 81 | 56 | 3 | 0 | 18 |
| | San Antonio | Tex | .245 | 116 | 420 | 39 | 103 | 20 | 0 | 3 | 41 | 2 | 4 | 6 | 45 | 51 | 1 | 3 | 9 |
| 03 | Trenton | EL | .241 | 76 | 228 | 29 | 55 | 17 | 0 | 2 | 19 | 2 | 1 | 7 | 23 | 42 | 2 | 1 | 2 |
| | Columbus | IL | .143 | 2 | 7 | 0 | 1 | 0 | 0 | 0 | 1 | 0 | 0 | 0 | 0 | 1 | 0 | 0 | 0 |
| 04 | Nashua | Atl | .272 | 123 | 448 | 63 | 122 | 26 | 0 | 7 | 62 | 3 | 3 | 9 | 41 | 41 | 3 | 1 | 19 |
| Minor League Totals | | | .286 | 784 | 2795 | 433 | 800 | 183 | 5 | 52 | 423 | 9 | 34 | 36 | 387 | 369 | 16 | 11 | 96 |

BEN ROSENTHAL - C

Height - 6'0 Bats - L
Weight - 210 Throws - R

Born - 7/25/79 at Phoenix, AZ
Resides - San Diego, CA
SCHOOL - San Diego State University
HOW OBTAINED - Contract purchased from Allentown (Northeast League) on 1/16/04.




| YR | CLUB | LG | AVG | G | AB | R | H | 2B | 3B | HR | RBI | SH | SF | HP | BB | SO | SB | CS | E |
|---------------------|------------|-----|------|-----|-----|----|----|----|----|----|-----|----|----|----|----|----|----|----|---|
| 03 | Niagara | Can | .265 | 27 | 83 | 5 | 22 | 7 | 0 | 0 | 13 | 0 | 0 | 0 | 8 | 11 | 0 | 0 | 0 |
| | Allentown | NE | .196 | 19 | 56 | 7 | 11 | 1 | 0 | 0 | 2 | 1 | 0 | 1 | 9 | 10 | 0 | 0 | 1 |
| 04 | Peoria | Mid | .300 | 3 | 10 | 2 | 3 | 0 | 0 | 0 | 0 | 0 | 0 | 0 | 2 | 2 | 0 | 0 | 0 |
| | Palm Beach | FSL | .257 | 52 | 105 | 11 | 27 | 4 | 0 | 3 | 17 | 1 | 1 | 0 | 13 | 23 | 1 | 2 | 4 |
| Minor League Totals | | | .248 | 101 | 254 | 25 | 63 | 12 | 0 | 3 | 32 | 2 | 1 | 1 | 32 | 46 | 1 | 2 | 5 |

CHRIS RUSS - RHP

Height - 5'11 **Bats** - R
Weight - 185 **Throws** - R

Born - 3/27/79 at Kerrville, TX
Resides - Comfort, TX
SCHOOL - Texas A&M University
HOW OBTAINED - Contract purchased from Edinburg (Central League) on 9/23/03.




| YR | CLUB | LG | W-L | ERA | G | GS | CG | SHO | SV | IP | H | R | ER | HR | HB | BB | SO | WP | BK |
|---------------------|---------------|------|-------|------|-----|----|----|-----|----|-------|----|----|----|----|----|----|-----|----|----|
| 01 | Staten Island | NYP | 1-2 | 1.88 | 20 | 0 | 0 | 0 | 12 | 24.0 | 15 | 7 | 5 | 1 | 0 | 4 | 21 | 0 | 0 |
| 02 | Greensboro | SAL | 1-4 | 5.65 | 24 | 0 | 0 | 0 | 4 | 28.2 | 33 | 24 | 18 | 2 | 4 | 19 | 23 | 4 | 0 |
| | GCL Yankees | GCL | 1-0 | 5.40 | 5 | 0 | 0 | 0 | 0 | 8.1 | 4 | 5 | 5 | 0 | 0 | 6 | 6 | 1 | 0 |
| | Staten Island | NYP | 0-0 | 4.70 | 4 | 0 | 0 | 0 | 0 | 7.2 | 7 | 4 | 4 | 1 | 0 | 2 | 6 | 0 | 0 |
| 03 | Edinburg | Cent | 8-4 | 2.25 | 43 | 0 | 0 | 0 | 17 | 52.0 | 30 | 16 | 13 | 3 | 1 | 22 | 42 | 1 | 0 |
| 04 | Palm Beach | FSL | 0-0 | 0.00 | 7 | 0 | 0 | 0 | 5 | 8.0 | 4 | 0 | 0 | 0 | 1 | 2 | 2 | 1 | 0 |
| Minor League Totals | | | 11-10 | 3.15 | 103 | 0 | 0 | 0 | 38 | 128.2 | 93 | 56 | 45 | 7 | 6 | 55 | 100 | 7 | 0 |

JOHN SANTOR - 1B

Height - 6'1 **Bats** - S
Weight - 215 **Throws** - R

Born - 11/16/81 at Northridge, CA
Resides - Palmdale, CA
SCHOOL - Highland HS
HOW OBTAINED - Cardinals' 35th round selection in the June, 2000 First-Year Player Draft.




| YR | CLUB | LG | AVG | G | AB | R | H | 2B | 3B | HR | RBI | SH | SF | HP | BB | SO | SB | CS | E |
|---------------------|--------------|------|------|-----|------|-----|-----|----|----|----|-----|----|----|----|-----|-----|----|----|----|
| 00 | Johnson City | Appy | .174 | 14 | 46 | 3 | 8 | 3 | 0 | 0 | 4 | 0 | 0 | 0 | 2 | 13 | 1 | 0 | 4 |
| 01 | New Jersey | NYP | .227 | 54 | 185 | 17 | 42 | 12 | 2 | 2 | 26 | 0 | 1 | 0 | 22 | 64 | 3 | 2 | 8 |
| 02 | Peoria | Mid | .000 | 1 | 4 | 0 | 0 | 0 | 0 | 0 | 0 | 0 | 0 | 0 | 1 | 0 | 0 | 0 | 0 |
| | New Jersey | NYP | .293 | 68 | 239 | 44 | 70 | 24 | 1 | 13 | 62 | 0 | 2 | 3 | 32 | 62 | 4 | 2 | 2 |
| 03 | Peoria | Mid | .268 | 133 | 474 | 57 | 127 | 28 | 2 | 9 | 71 | 1 | 4 | 6 | 54 | 105 | 4 | 5 | 13 |
| 04 | Peoria | Mid | .264 | 68 | 250 | 39 | 66 | 17 | 0 | 13 | 53 | 2 | 3 | 5 | 21 | 69 | 7 | 4 | 6 |
| | Palm Beach | FSL | .210 | 41 | 124 | 16 | 26 | 6 | 1 | 4 | 21 | 0 | 4 | 2 | 9 | 43 | 0 | 1 | 1 |
| Minor League Totals | | | .256 | 379 | 1322 | 176 | 339 | 90 | 6 | 41 | 237 | 3 | 14 | 16 | 140 | 357 | 19 | 14 | 34 |

RICK SCALAMANDRE - RHP

Height - 5'11 **Bats** - R
Weight - 195 **Throws** - R

Born - 8/20/80 at Brooklyn, NY
Resides - Brooklyn, NY
SCHOOL - Dominican College
HOW OBTAINED - Cardinals' 23rd round selection in the June, 2002 First-Year Player Draft.



| YR | CLUB | LG | W-L | ERA | G | GS | CG | SHO | SV | IP | H | R | ER | HR | HB | BB | SO | WP | BK |
|---------------------|--------------|------|------|------|-----|----|----|-----|----|-------|-----|----|----|----|----|----|-----|----|----|
| 02 | Johnson City | Appy | 7-1 | 4.67 | 25 | 0 | 0 | 0 | 6 | 27.0 | 34 | 19 | 14 | 2 | 0 | 15 | 20 | 2 | 0 |
| 03 | New Jersey | NYP | 1-0 | 2.25 | 8 | 0 | 0 | 0 | 0 | 12.0 | 8 | 4 | 3 | 0 | 0 | 2 | 12 | 3 | 0 |
| | Peoria | Mid | 0-0 | 1.88 | 18 | 0 | 0 | 0 | 2 | 24.0 | 18 | 5 | 5 | 2 | 1 | 9 | 23 | 1 | 0 |
| | Palm Beach | FSL | 1-0 | 2.45 | 4 | 0 | 0 | 0 | 0 | 3.2 | 6 | 1 | 1 | 0 | 0 | 0 | 2 | 0 | 0 |
| 04 | Peoria | Mid | 0-0 | 0.00 | 5 | 0 | 0 | 0 | 1 | 8.2 | 3 | 0 | 0 | 0 | 0 | 0 | 11 | 1 | 0 |
| | Palm Beach | FSL | 3-2 | 4.08 | 40 | 0 | 0 | 0 | 0 | 46.1 | 41 | 22 | 21 | 2 | 1 | 26 | 48 | 10 | 0 |
| Minor League Totals | | | 12-3 | 3.25 | 100 | 0 | 0 | 0 | 9 | 121.2 | 110 | 51 | 44 | 6 | 2 | 52 | 116 | 17 | 0 |

ANDY SCHUTZENHOFER - 1B


Height - 6'0 Bats - L
Weight - 195 Throws - L

Born - 1/24/81 at Belleville, IL

Resides - Swansea, IL

SCHOOL - University of Illinois

HOW OBTAINED - Signed as a non-drafted free agent on 6/12/03.



| YR | CLUB | LG | AVG | G | AB | R | H | 2B | 3B | HR | RBI | SH | SF | HP | BB | SO | SB | CS | E |
|---------------------|--------------|------|------|-----|-----|-----|-----|----|----|----|-----|----|----|----|----|----|----|----|----|
| 03 | Johnson City | Appy | .316 | 41 | 136 | 28 | 43 | 11 | 1 | 2 | 19 | 0 | 0 | 3 | 15 | 12 | 1 | 1 | 2 |
| | Palm Beach | FSL | .326 | 13 | 46 | 11 | 15 | 3 | 1 | 0 | 10 | 0 | 0 | 0 | 11 | 5 | 0 | 0 | 1 |
| 04 | Palm Beach | FSL | .292 | 121 | 373 | 65 | 109 | 15 | 2 | 3 | 56 | 2 | 8 | 11 | 51 | 36 | 3 | 2 | 9 |
| Minor League Totals | | | .301 | 175 | 555 | 104 | 167 | 29 | 4 | 5 | 85 | 2 | 8 | 14 | 77 | 53 | 4 | 3 | 12 |

SCOTT SCHWEITZER - LHP


Height - 6'3 Bats - L
Weight - 235 Throws - L

Born - 5/04/80 at Fort Thomas, KY

Resides - Alexandria, KY

SCHOOL - Kentucky Wesleyan College

HOW OBTAINED - Cardinals' 18th round selection in the June, 2002 First-Year Player Draft.



| YR | CLUB | LG | W-L | ERA | G | GS | CG | SHO | SV | IP | H | R | ER | HR | HB | BB | SO | WP | BK |
|---------------------|------------|-----|-----|-------|----|----|----|-----|----|------|----|----|----|----|----|----|----|----|----|
| 02 | New Jersey | NYP | 2-1 | 2.93 | 23 | 0 | 0 | 0 | 1 | 30.2 | 20 | 10 | 10 | 0 | 0 | 23 | 34 | 6 | 0 |
| 03 | Peoria | Mid | 0-1 | 13.50 | 10 | 0 | 0 | 0 | 0 | 6.2 | 11 | 10 | 10 | 0 | 0 | 4 | 6 | 3 | 0 |
| 04 | New Jersey | NYP | 1-0 | 4.26 | 9 | 0 | 0 | 0 | 0 | 6.1 | 7 | 3 | 3 | 0 | 1 | 5 | 9 | 0 | 0 |
| | Peoria | Mid | 1-0 | 2.25 | 15 | 0 | 0 | 0 | 0 | 16.0 | 10 | 4 | 4 | 0 | 0 | 11 | 18 | 4 | 0 |
| Minor League Totals | | | 4-2 | 4.07 | 57 | 0 | 0 | 0 | 1 | 59.2 | 48 | 27 | 27 | 0 | 1 | 43 | 58 | 13 | 0 |

NICK STOCKS - RHP


Height - 6'2 Bats - R
Weight - 185 Throws - R

Born - 8/27/78 at Tampa, FL

Resides - Tampa, FL

SCHOOL - Florida State University

HOW OBTAINED - Selected as a supplemental 1st pick in the 1999 draft.



| YR | CLUB | LG | W-L | ERA | G | GS | CG | SHO | SV | IP | H | R | ER | HR | HB | BB | SO | WP | BK |
|---------------------|------------|------|-------|------|-----|----|----|-----|----|-------|-----|-----|-----|----|----|-----|-----|----|----|
| 00 | Peoria | Mid | 10-10 | 3.78 | 25 | 24 | 1 | 0 | 0 | 150.0 | 133 | 88 | 63 | 4 | 15 | 52 | 118 | 8 | 2 |
| 01 | New Haven | East | 2-12 | 5.16 | 16 | 15 | 1 | 0 | 0 | 82.0 | 89 | 52 | 47 | 10 | 11 | 33 | 63 | 3 | 0 |
| 02 | New Jersey | NYP | 0-2 | 5.73 | 7 | 7 | 0 | 0 | 0 | 22.0 | 28 | 14 | 14 | 0 | 2 | 13 | 24 | 0 | 0 |
| | Peoria | Mid | 1-0 | 2.25 | 1 | 1 | 0 | 0 | 0 | 8.0 | 6 | 2 | 2 | 0 | 1 | 1 | 3 | 0 | 0 |
| | Potomac | Car | 0-2 | 5.74 | 3 | 3 | 0 | 0 | 0 | 15.2 | 18 | 13 | 10 | 3 | 1 | 6 | 11 | 2 | 0 |
| 03 | Tennessee | Sou | 10-8 | 4.77 | 27 | 26 | 0 | 0 | 0 | 151.0 | 160 | 86 | 80 | 17 | 13 | 58 | 109 | 4 | 0 |
| 04 | Tennessee | Sou | 4-3 | 3.66 | 31 | 0 | 0 | 0 | 2 | 39.1 | 28 | 17 | 16 | 3 | 3 | 20 | 43 | 2 | 0 |
| | Memphis | PCL | 1-0 | 7.24 | 15 | 1 | 0 | 0 | 1 | 27.1 | 30 | 22 | 22 | 2 | 1 | 19 | 24 | 2 | 0 |
| Minor League Totals | | | 28-27 | 4.62 | 125 | 77 | 2 | 0 | 3 | 495.1 | 492 | 294 | 254 | 39 | 47 | 202 | 395 | 21 | 2 |

SHANE WALLACE - LHP


Height - 6'2 Bats - L
Weight - 225 Throws - L

Born - 12/29/80 at Dallas, TX

Resides - Carrollton, TX

SCHOOL - Newman Smith HS

HOW OBTAINED - Contract purchased from Sioux Falls (Northern League) on 10/18/03.



| YR | CLUB | LG | W-L | ERA | G | GS | CG | SHO | SV | IP | H | R | ER | HR | HB | BB | SO | WP | BK | |
|---------------------|-----------------|------|------|-------|------|-----|----|-----|----|------|-------|-----|-----|-----|----|----|-----|-----|----|---|
| 99 | Burlington | APPY | 1-5 | 5.25 | 12 | 12 | 0 | 0 | 0 | 48.0 | 58 | 35 | 28 | 2 | 3 | 15 | 38 | 1 | 0 | |
| 00 | Columbus | Sal | 2-2 | 2.82 | 13 | 8 | 1 | 0 | 1 | 54.1 | 53 | 27 | 17 | 6 | 3 | 14 | 40 | 2 | 0 | |
| 01 | Kinston | Car | 10-2 | 1.61 | 13 | 13 | 1 | 1 | 0 | 84.0 | 65 | 22 | 15 | 3 | 5 | 16 | 60 | 1 | 0 | |
| 02 | Mahoning Valley | NYP | 2-2 | 3.42 | 5 | 5 | 0 | 0 | 0 | 26.1 | 31 | 12 | 10 | 3 | 4 | 6 | 15 | 0 | 0 | |
| | Kinston | Car | 3-4 | 4.21 | 9 | 9 | 0 | 0 | 0 | 51.1 | 54 | 28 | 24 | 1 | 3 | 28 | 24 | 2 | 0 | |
| 03 | Akron | East | 0-2 | 4.82 | 10 | 1 | 0 | 0 | 1 | 18.2 | 23 | 11 | 10 | 1 | 1 | 12 | 3 | 2 | 0 | |
| | Mahoning Valley | NYP | 1-2 | 5.40 | 8 | 0 | 0 | 0 | 0 | 11.2 | 12 | 9 | 7 | 1 | 3 | 5 | 13 | 0 | 0 | |
| | Sioux Falls | Nort | 0-0 | 4.05 | 3 | 1 | 0 | 0 | 0 | 6.2 | 7 | 4 | 3 | 0 | 0 | 4 | 5 | 0 | 0 | |
| 04 | Palm Beach | FSL | 7-6 | 3.14 | 54 | 0 | 0 | 0 | 1 | 63.0 | 38 | 27 | 22 | 4 | 3 | 40 | 37 | 11 | 0 | |
| Minor League Totals | | | | 26-25 | 3.36 | 127 | 49 | 2 | 1 | 3 | 364.0 | 341 | 175 | 136 | 21 | 25 | 140 | 235 | 19 | 0 |

ALAN WEBB - LHP


Height - 5'10 Bats - L
Weight - 160 Throws - L

Born - 9/26/79 at Las Vegas, NV

Resides - Las Vegas, NV

SCHOOL - Durango HS

HOW OBTAINED - Signed as a minor league free agent on 11/26/04.



| YR | CLUB | LG | W-L | ERA | G | GS | CG | SHO | SV | IP | H | R | ER | HR | HB | BB | SO | WP | BK | |
|---------------------|---------------|------|------|-------|------|-----|-----|-----|----|-------|-------|-----|-----|-----|----|----|-----|-----|----|----|
| 97 | GCL Tigers | GCL | 3-1 | 3.74 | 9 | 8 | 0 | 0 | 0 | 33.2 | 27 | 17 | 14 | 3 | 2 | 11 | 46 | 4 | 4 | |
| 98 | West Michigan | Mid | 10-7 | 2.93 | 27 | 27 | 3 | 2 | 0 | 172.0 | 110 | 69 | 56 | 9 | 18 | 58 | 202 | 10 | 1 | |
| 99 | Jacksonville | Sou | 9-9 | 4.95 | 26 | 22 | 0 | 0 | 0 | 140.0 | 140 | 88 | 77 | 17 | 8 | 64 | 88 | 4 | 3 | |
| 00 | Tulsa | Tex | 0-4 | 11.72 | 10 | 6 | 0 | 0 | 0 | 25.1 | 35 | 33 | 33 | 9 | 1 | 24 | 17 | 4 | 0 | |
| | Charlotte | FSL | 5-4 | 3.24 | 16 | 15 | 1 | 1 | 0 | 83.1 | 83 | 36 | 30 | 3 | 9 | 39 | 40 | 14 | 2 | |
| 01 | New Jersey | Nort | 3-5 | 3.71 | 9 | 9 | 1 | 0 | 0 | 53.1 | 46 | 26 | 22 | 3 | 3 | 24 | 37 | 3 | 1 | |
| | Allentown | Nort | 1-2 | 11.57 | 9 | 9 | 0 | 0 | 0 | 35.0 | 51 | 49 | 45 | 4 | 1 | 30 | 30 | 11 | 2 | |
| 02 | Modesto | Cal | 0-1 | 6.23 | 2 | 2 | 0 | 0 | 0 | 8.2 | 11 | 7 | 6 | 1 | 0 | 6 | 9 | 2 | 0 | |
| | Gary | Nor | 2-6 | 4.34 | 18 | 16 | 0 | 0 | 0 | 95.1 | 107 | 56 | 46 | 9 | 4 | 41 | 82 | 6 | 1 | |
| 03 | Mobile | Sou | 1-3 | 3.30 | 58 | 0 | 0 | 0 | 2 | 84.2 | 58 | 39 | 31 | 8 | 5 | 47 | 79 | 5 | 0 | |
| | Portland | PCL | 0-0 | 0.00 | 1 | 0 | 0 | 0 | 0 | 2.0 | 0 | 0 | 0 | 0 | 1 | 1 | 1 | 0 | 0 | |
| 04 | Lake Elsinore | Cal | 2-1 | 3.86 | 11 | 0 | 0 | 0 | 0 | 11.2 | 10 | 6 | 5 | 3 | 1 | 4 | 9 | 0 | 0 | |
| | Mobile | Sou | 4-4 | 4.40 | 42 | 0 | 0 | 0 | 0 | 47.0 | 35 | 23 | 23 | 3 | 5 | 19 | 48 | 1 | 0 | |
| | Portland | PCL | 0-0 | 3.86 | 8 | 0 | 0 | 0 | 0 | 11.2 | 12 | 5 | 5 | 0 | 2 | 8 | 8 | 2 | 1 | |
| Minor League Totals | | | | 40-47 | 4.40 | 246 | 114 | 5 | 3 | 2 | 803.2 | 725 | 454 | 393 | 72 | 60 | 376 | 696 | 66 | 15 |



Ph. 417-863-2143
www.stlcardinals.com

2005 Schedule

APRIL

| SUN | MON | TUE | WED | THU | FRI | SAT |
|-------------|-------------|--------------|-------------|----------------|-------------|-------------|
| | | | | | 1 | 2 STL 3:10 |
| 3 STL 1:10 | 4 | 5 | 6 | 7 ARK 7:10 | 8 ARK 7:10 | 9 ARK 7:10 |
| 10 ARK 2:00 | 11 | 12 TUL 7:10 | 13 TUL 7:10 | 14 TUL 7:10 | 15 TUL 7:10 | 16 TUL 1:10 |
| 17 WIC 4:00 | 18 WIC 7:00 | 19 WIC 7:00 | 20 WIC 7:00 | 21 WIC 11:00am | 22 TUL 7:05 | 23 TUL 7:05 |
| 24 TUL 2:05 | 25 TUL 7:05 | 26 TUL 12:05 | 27 | 28 CC 7:10 | 29 CC 7:10 | 30 CC 1:10 |

MAY

| SUN | MON | TUE | WED | THU | FRI | SAT |
|-------------|-------------|--------------|----------------|-------------|-------------|-------------|
| 1 CC 6:10 | 2 SAN 7:10 | 3 SAN 7:10 | 4 SAN 12:40 | 5 CC 7:05 | 6 CC 7:05 | 7 CC 7:05 |
| 8 SAN 4:05 | 9 SAN 7:05 | 10 SAN 7:05 | 11 SAN 11:05am | 12 | 13 WIC 7:10 | 14 WIC 6:10 |
| 15 WIC 1:10 | 16 WIC 7:10 | 17 WIC 12:40 | 18 ARK 7:10 | 19 ARK 7:10 | 20 ARK 7:10 | 21 ARK 6:10 |
| 22 ARK 1:10 | 23 MID 6:30 | 24 MID 6:30 | 25 MID 6:30 | 26 FRI 7:00 | 27 FRI 7:00 | 28 FRI 7:00 |
| 29 FRI 2:00 | 30 MID 7:10 | 31 MID 7:10 | | | | |

JUNE

| SUN | MON | TUE | WED | THU | FRI | SAT |
|-------------|-------------|---------------------------------|-------------|-------------|-------------|-------------|
| | | | | 1 MID 7:10 | 2 MID 7:10 | 3 FRI 7:10 |
| 5 FRI 1:10 | 6 | 7 WIC 7:10 | 8 WIC 7:10 | 9 WIC 7:10 | 10 WIC 7:10 | 11 ARK 7:10 |
| 12 ARK 2:00 | 13 ARK 7:10 | 14 ARK 7:10 | 15 ARK 7:10 | 16 TUL 7:05 | 17 TUL 7:05 | 18 TUL 7:05 |
| 19 TUL 2:05 | 20 | 21 ALL-STAR GAME TIGER TROOP | 22 | 23 SAN 7:10 | 24 SAN 7:10 | 25 SAN 6:10 |
| 26 SAN 1:10 | 27 CC 7:10 | 28 CC 7:10 | 29 CC 7:10 | 30 | | |

JULY

| SUN | MON | TUE | WED | THU | FRI | SAT |
|-------------|-------------|-------------|-------------|-------------|-------------|-------------|
| | | | | | 1 WIC 7:00 | 2 WIC 7:00 |
| 3 WIC 6:00 | 4 WIC 7:00 | 5 WIC 7:00 | 6 TUL 7:10 | 7 TUL 7:10 | 8 TUL 7:10 | 9 TUL 6:10 |
| 10 TUL 1:10 | 11 CC 7:05 | 12 CC 7:05 | 13 CC 7:05 | 14 CC 7:05 | 15 SAN 7:05 | 16 SAN 7:05 |
| 17 SAN 6:05 | 18 | 19 WIC 7:10 | 20 WIC 7:10 | 21 WIC 7:10 | 22 WIC 7:10 | 23 WIC 6:10 |
| 24 ARK 6:10 | 25 ARK 7:10 | 26 ARK 7:10 | 27 ARK 7:10 | 28 TUL 7:05 | 29 TUL 7:05 | 30 TUL 7:05 |
| 31 TUL 6:05 | | | | | | |

AUGUST

| SUN | MON | TUE | WED | THU | FRI | SAT |
|-------------|-------------|-------------|--------------|-------------|-------------|-------------|
| | 1 TUL 7:05 | 2 ARK 7:10 | 3 ARK 7:10 | 4 ARK 7:10 | 5 ARK 7:10 | 6 ARK 7:10 |
| 7 | 8 FRI 7:00 | 9 FRI 7:00 | 10 FRI 7:00 | 11 MID 7:10 | 12 MID 7:10 | 13 MID 6:10 |
| 14 FRI 6:10 | 15 FRI 7:10 | 16 FRI 7:10 | 17 FRI 12:40 | 18 MID 7:00 | 19 MID 7:00 | 20 MID 7:00 |
| 21 MID 6:00 | 22 | 23 TUL 7:10 | 24 TUL 7:10 | 25 TUL 7:10 | 26 TUL 7:10 | 27 WIC 7:00 |
| 28 WIC 4:00 | 29 WIC 7:00 | 30 WIC 7:00 | 31 ARK 7:10 | | | |

SEPTEMBER

| SUN | MON | TUE | WED | THU | FRI | SAT |
|----------------------------------|----------------------------------|----------------------------------|----------------------------------|------------|----------------------------------|----------------------------------|
| | | | | 1 ARK 7:10 | 2 ARK 7:10 | 3 ARK 6:10 |
| 4 ARK 1:10 | 5 | 6 | 7 | 8 | 9 | 10 DAYTON PLAYOFFS |
| 11 | 12 EAST-SERIES CHALLENGERSHIP | 13 EAST-SERIES CHALLENGERSHIP | 14 EAST-SERIES CHALLENGERSHIP | 15 | 16 WEST-SERIES CHALLENGERSHIP | 17 WEST-SERIES CHALLENGERSHIP |
| 18 WEST-SERIES CHALLENGERSHIP | 19 WEST-SERIES CHALLENGERSHIP | 20 | 21 | 22 | 23 | 24 |
| 25 | 26 | 27 | 28 | 29 | 30 | |

