

OMAHA STORM CHASERS GAME NOTES

vs. LOUISVILLE BATS

RHP Aaron Sanchez (0-3, 9.68 ERA) VS. RHP Darren McCaughan (2-1, 9.47 ERA)

Tuesday, April 28, 2026 | 12:05 p.m. CT First Pitch

Werner Park | Papillion, Nebraska

Game #27 | Home Game #13 | 1st Half Game #27

Radio: News Talk 1290 KOIL | Video: Bally Sports Live, MiLB TV

12 - 14



16 - 11

Triple-A Affiliate of the Kansas City Royals | 12356 Ballpark Way, Papillion, Nebraska 68046 | (402) 738-5100 | omahastormchasers.com | @OMASTormChasers

UPCOMING SCHEDULE & PROBABLE PITCHERS

UPCOMING GAMES	OPPONENT	TIME (CT)	PROBABLE PITCHERS
Wednesday, April 29	LOUISVILLE	6:35 PM CT	RHP Stephen Kolek (0-0, 3.00 ERA) VS. RHP Chase Petty (2-2, 4.84 ERA)
Thursday, April 30	LOUISVILLE	6:35 PM CT	LHP Ryan Ramsey (1-3, 6.10 ERA) VS. LHP Brandon Leibrandt (0-2, 4.84 ERA)
Friday, May 1	LOUISVILLE	6:35 PM CT	RHP Mitch Spence (1-1, 1.80 ERA) VS. RHP Davis Daniel (3-2, 4.31 ERA)
Saturday, May 2	LOUISVILLE	6:05 PM CT	TBD vs. TBD

THE MATCHUP

(NUMBER IN PARENTHESES = INTERNATIONAL LEAGUE RANKING)
(**BOLD** = TRIPLE-A LEADER) (ITALICS = TRIPLE-A WORST) (UNDERLINE = MiLB LEADER)

.232 (15TH)	AVG > .288 (1st)	5.20 (15TH)	ERA > 4.86 (12TH)
108 (19TH)	R > 164 (1st)	1.60 (18TH)	WHIP > 1.46 (10TH)
189 (16TH)	H > 270 (1st)	.253 (17TH)	AVG .259 (18TH)
20 (¹ 18TH)	HR > 40 (1st)	216.1 (18TH)	IP > 239.1 (4th)
98 (19TH)	BB > 134 (5th)	206 (¹ 8TH)	H 240 (18TH)
236 (¹ 9TH)	K > 234 (6th)	131 (10TH)	R 144 (¹ 14TH)
32 (12TH)	SB > 25 (15TH)	28 (10TH)	HR 32 (14TH)
.321 (18TH)	OBP > .383 (2ND)	140 (20TH)	BB > 108 (4TH)
.365 (¹ 16TH)	SLG > .494 (1st)	217 (20TH)	K > 259 (¹ 5TH)
.686 (19TH)	OPS > .877 (1st)	1 (⁹ TH)	SHO > 2 (⁶ TH)

SUNDAY'S GAME

	1	2	3	4	5	6	7	8	9	R	H	E	LO
Omaha	0	1	0	0	0	0	0	0	0	1	5	0	7
Toledo	0	0	0	0	1	0	0	1	x	2	3	0	6

WIN: Tyler Mattison (3-0) | LOSS: Chazz Martinez (0-1) | SAVE: Drew Sommers (1)

NOTES AND NUGGETS

GOOD TIMES, BAD TIMES

The Storm Chasers enter today's game on a 5-game losing streak, after winning their first 3 week-long series of the season.

After suffering a season-opening weekend sweep in Louisville and starting the season 0-4, the Storm Chasers won 3 straight series against Buffalo, Iowa and Indianapolis ... Omaha won 12 of 17 games between April 1 and 21.

Omaha won last week's series opener in Toledo, 10-5 on Tuesday behind a season-high 6 home runs ... however, over the final 5 games of the series between Wednesday and Sunday, the Storm Chasers were outscored by the Mud Hens 22-7, leading for just 7 of 41 innings.

CATCH ME IF YOU CAN

Stealing bases has been one of the strongest areas for the Storm Chasers this season, led by one of the league's best baserunners.

Omaha's 86.5% stolen base rate (32-for-37) leads the International League and ranks 2nd in Triple-A while 11th among the 120 full-season Minor League teams.

John Rave leads Omaha and is tied 5th in the International League in steals (10), while Gavin Cross ranks 2nd on Omaha with 7 stolen bases ... Rave and Cross are 2 of 4 Storm Chasers who have stolen multiple bases without being caught.

CHALLENGING THE SYSTEM

The Omaha Storm Chasers are one of Triple-A's best teams at converting ABS challenges in 2026.

Omaha's 61% win rate on challenges ranks tied 2nd at the Triple-A level ... 42 successful challenges rank tied for the 4th-most in Triple-A ... the Storm Chasers went 0-for-2 in challenges over the final 4 games of last week's series in Toledo.

Part of the Chasers' success stems from their catchers' aggressiveness ... Omaha's 4 backstops challenge at a 3.1% rate (4th-highest in Triple-A) and have won 27 of 43 defensive challenges (63%, tied 7th), with 7 strikeout flips and 5 walk flips both tied 3rd-most in Triple-A.

At the plate, Omaha hitters have converted 15 of 26 challenges (58%, tied 3rd in Triple-A) ... 8 strikeout flips from the hitters are tied for 1st in Triple-A.

This week, the best challenging team in Triple-A comes to Werner Park ... Louisville's 68% success rate (50-for-73) is the best at the level, with a 64% success rate (25-for-39) from the hitters and 74% success rate (25-for-34) from the fielders both leading Triple-A as well.

CAUGHT CLEAN-HANDED

The Storm Chasers are tied for the 4th-best fielding percentage in the International League at .982, committing just 16 errors in 26 games (1st: Rochester, .987).

The clean play extends throughout the roster - of Omaha's 13 qualified fielders (min. 50.0 inn.), 7 have a perfect 1.000 fielding percentage, led by Kevin Newman in the infield (165.0 innings) and Cameron Misner in the outfield (189.1 innings).

Omaha's 28 double plays turned are 2nd in the International League and 3rd in the Minors ... 4 Storm Chasers infielders have participated in 10 or more double plays, led by Abraham Toro's 16.

CERAN-TOTALLY DOMINANT

Storm Chasers closer Eric Cerantola has been one of the International League's top relief pitchers this season and is currently riding a lengthy scoreless streak.

Cerantola has opened the year with 10.2 scoreless innings over 10 appearances, tied for the 2nd-most scoreless innings in the International League.

Despite not earning a save last week in Toledo, the Canadian leads the International League and is tied for the Minor League lead with 5 saves ... he has successfully converted all 5 save opportunities, and finished the game in 9 of his 10 appearances.

Dating back to last season, Cerantola has not allowed a run since August 21, 2025 - a 23.0-inning scoreless stretch spanning his last 20 outings with the Storm Chasers ... by both games and innings, this is the 2nd-longest scoreless streak in Omaha's modern era (since 2005), trailing only a 22-game, 26.1-inning streak from Andrés Núñez (May 19-July 26, 2022) ... the streak is 1 out shy of being the longest active scoreless stretch in the Minors, but is the longest by appearances.

PITCH, PLEASE

A constant in 2026 has been Omaha's ability to go deep in plate appearances.

The Storm Chasers are seeing 4.050 pitches per plate appearance, 2nd-most in the International League and 5th at the Triple-A level.

Among 312 Triple-A players with 50+ plate appearances this year, Kameron Misner ranks 3rd in pitches seen/PA (4.576) while John Rave ranks 7th (4.486).

AT A GLANCE

STREAKS

Current Streak.....	L5
Longest Win Streak.....	W3
Longest Loss Streak.....	L5

RECENT

Last 5 Games.....	0-5
Last 10 Games.....	3-7
Last 20 Games.....	10-10

SPLIT SEASON

1st Half.....	12-14
2nd Half.....	0-0

HOME/AWAY

Home Games.....	8-4
Away Games.....	4-10

TOTAL HOME ROAD

Longest Win Streak	W3	W4	W2
Longest Loss Streak	L5	L1	L5

Night Games (5 PM OR LATER)	6-6	2-2	4-4
Day Games (BEFORE 5 PM)	6-8	6-2	0-6

March	0-4	0-1	0-3
April	12-10	8-3	4-7
May	0-0	0-0	0-0
June	0-0	0-0	0-0
July	0-0	0-0	0-0
August	0-0	0-0	0-0
September	0-0	0-0	0-0

vs. Buffalo	4-2	4-2	---
vs. Columbus	0-0	0-0	0-0
vs. Indianapolis	4-2	4-2	0-0
vs. Iowa	3-2	0-0	3-2
vs. Memphis	0-0	0-0	---
vs. Las Vegas	0-0	0-0	---
vs. Lehigh Valley	0-0	0-0	---
vs. Louisville	0-3	0-0	0-3
vs. Rochester	0-0	0-0	---
vs. Salt Lake	0-0	---	0-0
vs. St. Paul	0-0	0-0	0-0
vs. Toledo	1-5	0-0	1-5

on Tuesday	3-1	1-1	2-0
on Wednesday	2-2	2-0	0-2
on Thursday	1-2	1-1	0-1
on Friday	3-2	1-0	2-2
on Saturday	1-5	1-2	0-3
on Sunday	2-2	2-0	0-2

OMAHA vs. LOUISVILLE

All-Time vs. Louisville 168-175 (.490)

All-Time in International League (Since 2021) ... 37-44 (.457)

All-Time in Papillion (Since 2021) 25-23 (.521)

All-Time in Louisville (Since 2021) 12-21 (.364)

2026 vs. Louisville 0-3 (.000)

in Papillion 0-0 (.000)

in Louisville 0-3 (.000)

DATE	SITE	RESULT	WIN	LOSS	SAVE
3/27/26	LOU	L, 2-1	T. Kuncl	R. Bergert	Z. Maxwell
3/28/26	LOU	L, 6-5 (10)	T. Antone	B. Johnson	-
3/29/26	LOU	L, 10-4	D. McCaughan	A. Sanchez	-
4/28/26	OMA	12:05 PM CT			
4/29/26	OMA	6:35 PM CT			
4/30/26	OMA	6:35 PM CT			
5/1/26	OMA	6:35 PM CT			
5/2/26	OMA	6:05 PM CT			
5/3/26	OMA	2:05 PM CT			
7/7/26	LOU	5:35 PM CT			
7/8/26	LOU	5:35 PM CT			
7/9/26	LOU	5:35 PM CT			
7/10/26	LOU	6:15 PM CT			
7/11/26	LOU	6:15 PM CT			
7/12/26	LOU	12:05 PM CT			

RAISING ROYALTY

3 Omaha players appear on a Top-30 Royals prospects ranking

PLAYER (Position)	Pipeline	Baseball America
Luinder Avila (RHP)	Royals No. 8	Royals No. 10
Shane Panzini (RHP)	Royals No. 20	Royals No. 28
Gavin Cross (OF)	Royals No. 26	Royals No. 19

REDS ON THE RISE

5 Louisville players appear on a Top-30 Reds prospects ranking

PLAYER (Position)	Pipeline	Baseball America
Héctor Rodríguez (OF)	Reds No. 4	Reds No. 9
Edwin Arroyo (SS)	Reds No. 6	Reds No. 7
Chase Petty (RHP)	Reds No. 7	Reds No. 6
Zach Maxwell (RHP)	Reds No. 17	Reds No. 20
Trevor Kuncl (RHP)	-	Reds No. 29

LONGEST ACTIVE MiLB SCORELESS STREAKS

PLAYER	TEAM	G	IP	START	END
1. Drew Dowd	BG/MTG	15	23.1	7/20/25	4/11/26
2. Eric Cerantola	OMA	20	23.0	8/24/25	4/26/26
3. Jackson Kirkpatrick	SB	11	16.2	5/19/25	4/24/26
4. Nick Robertson	OMA/TUL	10	16.0	9/12/25	4/25/26
5. Michael Trausch	HIC	10	15.1	9/2/25	4/24/26
6. Grant Holman	LV/TOL	13	15.0	8/7/24	4/25/26

AARON SANCHEZ'S SPLITS

SPLIT	2026										CAREER									
	IP	H	R	ER	K	BB	HR	ERA	P		IP	H	R	ER	K	BB	HR	ERA	P	
Home	6.0	8	5	5	4	8	1	7.50	148		327.1	300	208	176	283	191	30	4.84	4395	
Day	11.2	14	15	14	10	7	5	10.80	220		292.1	286	171	146	248	157	34	4.49	4163	
Way	5.0	9	10	10	3	7	2	18.00	133		141.1	125	84	66	121	87	12	4.20	2066	
Night	12.2	13	10	9	11	8	4	6.39	235		478.1	461	295	256	410	261	52	4.82	6492	
vs Left	5.0	6	-	-	2	11	1	-	151		273.0	231	-	-	246	195	26	-	4068	
vs Right	12.1	16	-	-	12	4	5	-	218		343.0	355	-	-	285	151	38	-	4503	
March	3.0	4	7	7	1	4	1	21.00	68		3.0	4	7	7	1	4	1	21.00	68	
April	14.2	18	13	12	13	11	5	7.36	300		122.2	98	44	40	111	64	9	2.93	1694	
May	-	-	-	-	-	-	-	-	-		98.2	80	65	55	76	62	6	5.02	1383	
June	-	-	-	-	-	-	-	-	-		128.1	136	103	94	109	89	21	6.59	2094	
July	-	-	-	-	-	-	-	-	-		165.1	168	110	88	139	71	22	4.79	2077	
August	-	-	-	-	-	-	-	-	-		101.2	100	50	38	95	58	5	3.36	1242	
September	-	-	-	-	-	-	-	-	-		-	-	-	-	-	-	-	-	-	
October	-	-	-	-	-	-	-	-	-		-	-	-	-	-	-	-	-	-	

AARON SANCHEZ'S ARSENAL (2026)

PITCH	USAGE	MPH	P	K	OPS	AVG	HR	STRIKE RATE	ZONE %	WHIFF RATE
Curveball	33%	78.0	120	8	.936	.235	2	58%	33%	43%
4-seam FB	31%	91.0	113	1	.921	.250	2	65%	58%	11%
Sinker	16%	90.6	58	2	1.328	.357	2	62%	53%	5%
Changeup	15%	86.8	55	3	.729	.200	0	51%	31%	23%
Cutter	5%	87.7	19	0	2.057	.800	0	58%	42%	22%
Slider	1%	84.6	3	0	3.000	1.000	0	100%	100%	0%
Slider	1%	84.8	2	0	3.000	1.000	0	100%	100%	0%

LAST TIME OUT: WEDNESDAY, APRIL 22 @ TOLEDO

PITCH	USAGE	MPH	P	K	OPS	AVG	HR	STRIKE RATE	ZONE %	WHIFF RATE
Curveball	32%	78.8	26	3	1.400	.400	1	62%	46%	46%
4-seam FB	40%	91.1	32	0	.821	.143	1	75%	59%	18%
Sinker	15%	90.6	12	1	1.700	.400	1	67%	42%	0%
Changeup	14%	85.4	11	0	1.167	.500	0	64%	55%	0%

ARSENAL vs. RIGHT, 2026

PITCH	USAGE	MPH	P	K	OPS	AVG	HR	STRIKE RATE	ZONE %	WHIFF RATE
Curveball	41%	78.2	90	7	.958	.250	2	61%	36%	47%
4-seam FB	26%	91.0	57	1	.693	.231	1	75%	61%	12%
Sinker	22%	90.5	48	2	1.500	.417	2	65%	54%	6%
Changeup	7%	86.9	16	2	.733	.200	0	88%	44%	18%
Cutter	3%	86.1	6	0	2.667	1.000	0	67%	33%	25%
Slider	0%	84.3	1	0	.000	.000	0	100%	100%	-

ARSENAL vs. LEFT, 2026

PITCH	USAGE	MPH	P	K	OPS	AVG	HR	STRIKE RATE	ZONE %	WHIFF RATE
Curveball	20%	77.2	30	1	.500	.000	0	50%	27%	27%
4-seam FB	37%	91.1	56	0	1.136	.273	1	55%	54%	10%
Sinker	7%	90.7	10	0	.333	.000	0	50%	50%	0%
Changeup	26%	86.8	39	1	.700	.200	0	36%	26%	27%
Cutter	9%	88.5	13	0	1.250	.500	0	54%	46%	20%
Slider	1%	84.8	2	0	3.000	1.000	0	100%	100%	0%
Slider	2%	84.8	2	0	3.000	1.000	0	100%	100%	0%

BATS HITTERS vs AARON SANCHEZ (CAREER)

PLAYER	G	AB	H	HR	RBI	2B	3B	SO	BB	IBB	AVG	OBP	SLG
Edwin Arroyo	1	1	0	0	0	0	0	0	1	0	.000	.500	.000
Will Banfield	1	2	1	1	2	0	0	0	0	0	.500	.500	2.000
Michael Chavis	4	9	3	0	2	1	0	2	0	0	.333	.455	.444
Blake Dunn	1	2	1	0	0	0	0	0	0	0	.500	.667	.500
Garrett Hampson	4	8	3	1	3	0	0	1	1	1	.375	.444	.750
Héctor Rodríguez	1	0	0	0	0	0	0	0	1	0	.000	1.000	.000

LEAGUE CHAMPIONS

CAREER PITCHING

+ REHAB ASSIGNMENT

SEASON	TEAM	ORG	W	L	ERA	G	GS	CG	SHO	SV	SVO	IP	H	R	ER	HR	HB	BB	IBB	SO	WHIP	AVG	AB	WP	BK	GIDP	TBF	NP-S
2010	GCL Blue Jays (R)	TOR	0	2	1.42	8	8	0	0	0	0	19.0	19	10	3	1	4	12	0	28	1.63	.271	70	3	0	2	88	186 - 130
	Auburn Doubledays (A-)	TOR	0	1	4.50	2	2	0	0	0	0	6.0	4	5	3	0	0	5	0	9	1.50	.182	22	1	0	1	29	63 - 42
2011	Bluefield Blue Jays (R)	TOR	3	2	5.48	11	6	0	0	1	1	42.2	45	27	26	4	1	18	0	43	1.48	.269	167	2	0	2	190	344 - 260
	Vancouver Canadians (A-)	TOR	0	1	4.63	3	3	0	0	0	0	11.2	8	6	6	0	1	8	0	13	1.37	.195	41	1	0	1	51	102 - 68
2012	Lansing Lugnuts (A)	TOR	8	5	2.49	25	18	0	0	0	0	90.1	64	33	25	3	7	51	0	97	1.27	.204	313	6	2	10	377	746 - 520
2013	Dunedin Blue Jays (A+)	TOR	4	5	3.34	22	20	0	0	0	0	86.1	63	40	32	4	5	40	0	75	1.19	.202	312	4	1	6	360	663 - 476
2014	New Hampshire Fisher Cats (AA)	TOR	3	4	3.82	14	14	0	0	0	0	66.0	52	34	28	2	7	40	1	57	1.39	.222	234	2	1	8	285	1090 - 622
	Buffalo Bisons (AAA)	TOR	0	3	4.19	8	6	0	0	0	0	34.1	36	20	16	4	1	17	1	27	1.54	.281	128	2	1	5	150	550 - 329
	TORONTO BLUE JAYS	TOR	2	2	1.09	24	0	0	0	3	3	33.0	14	5	4	1	1	9	0	27	0.70	.128	109	1	0	2	121	465 - 285
2015	GCL Blue Jays (R)	TOR	0	0	9.00	1	1	0	0	0	0	2.0	3	2	2	0	0	1	0	1	2.00	.375	8	0	0	0	10	16 - 11
	Dunedin Blue Jays (A+) +	TOR	0	0	3.38	1	1	0	0	0	0	2.2	3	1	1	0	0	2	0	2	1.88	.300	10	0	0	0	12	23 - 14
	Buffalo Bisons (AAA) +	TOR	0	1	3.60	3	1	0	0	0	0	5.0	6	4	2	0	1	5	0	4	2.20	.316	19	0	0	1	25	101 - 49
	TORONTO BLUE JAYS	TOR	7	6	3.22	41	11	0	0	0	1	92.1	74	35	33	9	3	44	2	61	1.28	.224	330	8	0	15	380	1449 - 859
2016	TORONTO BLUE JAYS	TOR	15	2	3.00	30	30	0	0	0	0	112.2	131	82	76	15	5	63	0	161	1.17	.224	719	5	0	14	790	2919 - 1828
2017	Dunedin Blue Jays (A+) +	TOR	0	0	7.36	1	1	0	0	0	0	3.2	6	3	3	0	0	2	0	3	2.18	.400	15	1	0	0	18	64 - 36
	Buffalo Bisons (AAA) +	TOR	0	1	8.31	1	1	0	0	0	0	4.1	5	4	4	0	0	3	0	4	1.85	.333	15	1	0	3	18	76 - 40
	TORONTO BLUE JAYS	TOR	1	3	4.25	8	8	0	0	0	0	36.0	42	24	17	6	1	20	0	24	1.72	.288	146	1	0	5	167	613 - 361
2018	GCL Blue Jays (R) +	TOR	0	0	12.00	1	1	0	0	0	0	3.0	5	4	4	0	0	2	0	4	2.33	.357	14	1	0	0	16	31 - 22
	Dunedin Blue Jays (A+) +	TOR	0	0	2.45	1	1	0	0	0	0	3.2	2	1	1	0	0	4	0	3	1.64	.167	12	0	0	0	16	74 - 35
	New Hampshire Fisher Cats (AA) +	TOR	0	1	6.23	1	1	0	0	0	0	4.1	6	4	3	0	1	4	0	4	2.31	.316	19	0	0	0	24	86 - 42
	TORONTO BLUE JAYS	TOR	4	6	4.89	20	20	0	0	0	0	105.0	106	62	57	11	7	58	2	86	1.56	.262	405	4	0	11	474	1794 - 1062
2019	TORONTO BLUE JAYS	TOR	3	14	6.07	23	23	0	0	0	0	112.2	131	82	76	15	10	59	2	99	1.69	.290	451	7	0	8	524	1991 - 1230
	HOUSTON ASTROS	HOU	2	0	4.82	4	4	0	0	0	0	18.2	14	10	10	5	1	9	0	16	1.23							

#41 RHP AARON SANCHEZ 6'4" / 220 LBS (0-3, 9.68 ERA)



FULL NAME Aaron Jacob Sanchez
BORN July 1, 1992 in Barstow, California (Age 33)
ACQUIRED January 26, 2026 – Signed as an Minor League Free Agent
DRAFTED 2010 Draft – Round C-A (34th Overall, Toronto Blue Jays)
HIGH SCHOOL Barstow High School (Barstow, California)
MLB DEBUT July 23, 2014 (Toronto) 2.0 IP, 0 ER, 1 K vs. Boston
MLB SERVICE TIME (ENTERING 2026) 6 Years, 113 Days
SEASON WITH OMAHA 1st Season

TODAY'S START

- ✓ Aaron Sanchez is making his **6th start with the Storm Chasers** this year, also his **6th overall appearance** of the season.
- ✓ Playing his **17th professional season** this year, the Royals are his 7th MLB organization ... Sanchez has played parts of 8 Major League seasons with Toronto (2014-19), Houston (2019), San Francisco (2021), Washington (2022) and Minnesota (2022) ... he has also played parts of 7 years in Triple-A and Omaha is his 6th Triple-A team.
- ✓ Sanchez has faced Louisville four times ... while with the St. Paul Saints between 2022 and 2023, he made 3 starts at Louisville Slugger Field ... he also started in Louisville this March for Omaha.

ARSENAL

4-SEAM 41% • 90.5MPH | **CURVEBALL** 30% • 77.7MPH | **CHANGEUP** 12% • 86.8 MPH | **SINKER** 10% • 90.6MPH

THE SANCHEZ FACTOR

- ✓ **ROAD BACK TO THE SHOW:** Sanchez last appeared in the Major Leagues 1,302 days ago on October 4, 2022 with the Minnesota Twins, as he worked 1.2 innings of relief ... he has since pitched 41 games (39 starts) in the Minor Leagues, but has not pitched in the Majors the last 3 years.
- ✓ **EARLY TROUBLE:** Sanchez has largely pitched as a starter in his professional career, with 113 of 174 Major League outings coming as starts as well as 144 of 164 Minor League appearances ... his last relief appearances came with the St. Paul Saints in June and July, 2023.

LAST OUTING: WEDNESDAY, APRIL 22 @ TOLEDO

- ✓ Opened his 5th start of the season with a perfect 1st inning, but opened the 2nd inning with back-to-back home runs from **Corey Julks** and **Jace Jung** ... allowed a solo homer to **Ben Malgeri** to open the 3rd inning ... pitched a 1-2-3 inning in the 4th ... saw the leadoff batter in the 5th reach on an error, then a single and RBI double ended his start ... was his 2nd time pitching into the 5th inning this year.

2026 HIGHLIGHTS

- ✓ Appeared in 5 Cactus League games (1 start) with the Royals ... pitched to a 4.50 ERA (5 ER in 10.0 IP) with 7 strikeouts ... worked 2.0 innings or more or 4 of 5 spring appearances.

CAREER NOTES

2024 & 2025

- ✓ His most recent action came for the Toros del Este in the Dominican Winter League (LIDOM) during the 2025/26 season ... after more than a full calendar year away from baseball, he returned to the mound with 8 starts and was named the LIDOM Pitcher of the Year ... between October 19 and November 30, 2025, he went 4-2 with a 1.55 ERA (8 ER in 46.1 IP) with 34 strikeouts to just 9 walks (3.8 K/BB).
- ✓ The last time Sanchez pitched in affiliated ball was in 2024, when he spent the year in the Blue Jays organization after signing as a free agent on May 6 ... he made 14 starts and posted a 7.92 ERA (54 ER in 61.1 IP) for the Buffalo Bisons (AAA), released on August 4 of that year.

MAJOR LEAGUE HIGHLIGHTS

- ✓ Most recently pitched at the Major League level in 2022, splitting the season between the Twins and Nationals ... opened the season in the Nationals organization and pitched to an 8.33 ERA (29 ER in 31.1 IP) in 7 starts before his release ... posted a 4.71 ERA (15 ER in 28.2 IP) across 8 appearances (3 starts) with the Nationals ... split the second half of the year between Triple-A and the Majors with the Twins organization.
- ✓ Pitched 9 games (7 starts) in the MLB in 2021 for the Giants and worked a 3.06 ERA (12 ER in 35.1 IP).
- ✓ Made 20 MLB appearances for the 5th time in his career in 2019, most coming with the Blue Jays before his trade to the Astros ... combined for a 5.89 ERA (86 ER in 131.1 IP) in 27 combined starts.
- ✓ Battled injuries between 2017 and 2018, limiting him to 28 starts for the Blue Jays between the two years ... managed a 4.72 ERA (74 ER in 141.0 IP).
- ✓ Named an American League All-Star in 2016 and finished 7th in AL Cy Young voting ... had an AL-leading 3.00 ERA (64 ER in 192.0 IP) and 15-2 record with 161 strikeouts to 63 walks (2.56 K/BB) across 30 starts for the Blue Jays ... also named the Blue Jays Pitcher of the Year and Most Improved Player.
- ✓ Made his MLB debut out of the bullpen July 23, 2014 ... pitched in 65 MLB games (11 starts) between 2014 and 2015 and worked a 2.66 ERA (37 ER in 125.1 IP) with a 1.13 WHIP.

MINOR LEAGUE HIGHLIGHTS

- ✓ Pitched parts of 4 seasons in the Minor Leagues before his Major League call-up in July 2014 ... made 14 starts at Double-A and appeared in 8 games (6 starts) at Triple-A in 2014 after spending all of 2013 at High-A.
- ✓ In 2012, was named a Midwest League Mid-Season All-Star for the Lansing Lugnuts (A) after working up a 2.49 ERA (25 ER in 90.1 IP) across 25 games (18 starts).
- ✓ Drafted by the Blue Jays 34th overall in 2010 out of Barstow High School and split his first two professional seasons between Rookie ball and Low-A.

CAREER ACCOLADES

- ✓ **2026 Dominican Winter League (LIDOM) Pitcher of the Year, Toros del Este**
- ✓ **2016 American League All-Star, Toronto Blue Jays Pitcher of the Year & Most Improved Player**
- ✓ **2013 Arizona Fall League Rising Star & Arizona Fall League All-Prospect Team**
- ✓ **2012 Midwest League Midseason All-Star, Lansing (A)**

MISCELLANEOUS

- ✓ He is the first MLB player from Barstow, California ... after his MLB debut and successful first season, Barstow City Council declared Oct. 20, 2014, to be "**Aaron Sanchez Day**".
- ✓ His stepfather, **Mike Shipley**, was a 4th round pick by the Angels in 1976.

SEASON & CAREER HIGHS

2026 SEASON			CAREER		
4/10/26, G1 @ Iowa (CHC)	4.2	INNINGS PITCHED	8.0 (5x)	LAST: 4/10/18 @ BALTIMORE	
4/22/26 @ Toledo (DET)	6	HITS	10 (4x)	LAST: 8/25/18 vs. PHILADELPHIA	
3/29/26 @ Louisville (CIN)	7	RUNS	8 (4x)	LAST: 6/25/24 vs. Syracuse (NYM)	
3/29/26 @ Louisville (CIN)	7	EARNED RUNS	8 (3x)	LAST: 6/25/24 vs. Syracuse (NYM)	
4/22/26 @ Toledo (DET)	3	HOME RUNS	4 (3x)	LAST: 6/25/24 vs. Syracuse (NYM)	
4/16/26 vs. Indianapolis (PIT)	5	WALKS	7 (2x)	LAST: 7/28/24 vs. Syracuse (NYM)	
4/10/26, G1 @ Iowa (CHC)	5	STRIKEOUTS	12	6/7/16 @ DETROIT	
4/22/26 @ Toledo (DET)	22	BATTERS FACED	30 (4x)	LAST: 4/10/18 @ BALTIMORE	
4/16/26 vs. Indianapolis (PIT)	83	PITCHES THROWN	112	8/31/16 @ BALTIMORE	
4/10/26 (1 st INN.) TO 4/10/26 (4 th INN.)	4.0 IP	SCORELESS STREAK	21.0 IP	9/12/11 TO 5/10/12	

2026 RUN SUPPORT (OMAHA 1-4 IN SANCHEZ STARTS)

RUNS SCORED	0	1	2	3	4	5	6	7	8	9	10+
GAMES	1		2	2							
SANCHEZ W-L	0-1		0-2	0-0							
TEAM W-L	0-1		0-2	1-1							

2026 GAME-BY-GAME

DATE	TEAM	G	SO	OPPONENT	RESULT	LEFT GAME	DEC	IP	H	R	ER	HR	BB	SO	BF	NP-S
3/29	OMA	✓	@	Louisville	L, 10-4	Bottom 4th, losing 6-2	L	3.0	4	7	7	1	2	4	1	19 68 - 38
4/4	G1	OMA	✓	vs. Buffalo	L, 8-0 (7)	End 2nd, losing 3-0	L	2.0	5	3	3	1	0	3	2	14 65 - 38
4/10	G1	OMA	✓	@ Iowa	W, 6-4 (9)	Bottom 5th, winning 3-2	-	4.2	4	2	2	1	0	1	5	17 71 - 44
4/16	OMA	✓	vs. Indianapolis	L, 12-5	End 4th, winning 3-2	-	4.0	3	2	2	0	0	5	2	20 83 - 47	
4/22	OMA	✓	@ Toledo	L, 8-2	Bottom 5th, losing 5-2	-	4.0	6	6	5	3	1	2	4	22 81 - 55	

(Q) Indicates Quality Start

2026 BATTED BALL STATISTICS (TRIPLE-A)

BABIP	GB/FB	LD%	GB%	FB%	IFFB%	HR/FB	Pull%	Cent%	Oppo%	SwStr%
.296	1.00	31.0%	34.5%	34.5%	30.0%	30.0%	38.3%	30.0%	31.7%	9.8%

VS. REDS & AFFILIATES IN CAREER (7 STARTS / 6 GAMES)

	W	L	G	GS	IP	H	R	ER	HR	BB	SO	ERA	AVG	WHIP
2026 vs. Louisville	0	1	1	1	3.0	4	7	7	1	4	1	21.00	.364	2.67
Career vs. CINCINNATI	0	1	1	1	5.0	3	2	2	1	1	3	3.60	.167	0.80
Career vs. Louisville (AAA)	1	1	4	4	17.1	20	22	20	5	14	9	10.38	.294	1.96
Career vs. Chattanooga (AA)	-	-	-	-	-	-	-	-	-	-	-	-	-	-
Career vs. Dayton (A+)	1	0	2	1	7.0	2	0	0	0	4	9	0.00	.091	0.86
Career vs. Daytona (A)	-	-	-	-	-	-	-	-	-	-	-	-	-	-
CAREER VS. CIN & AFFILIATES	2	2	7	6	29.1	25	24	22	6	19	21	6.75	.231	1.50

55 **ETHAN BOSACKER**
 RHP • R/R • 6'2" • 210 LBS • Born: 2/20/2001 (Age 25)
 2023 MLB Draft – Round 13 (Xavier)
 Born: Minneapolis, MN • Resides: Monticello, MN

2026: Broke camp with NW Arkansas (AA), but before getting in a Double-A game, was assigned to Omaha on April 2 ... made 2 starts for the Storm Chasers (April 2 and 8) before moving to the bullpen for his last 3 appearances.
 • Playing his 4th professional season this year, all in the Royals organization ... made his Triple-A debut in May 2025 but has not yet made his MLB debut.
 • Split **2025** between NW Arkansas (AA) and Omaha ... between the two levels, appeared in 28 games (13 starts), going 6-6 with a 4.05 ERA (49 ER in 109.0 IP) ... ranked tied 7th among Royals Minor League pitchers in innings ... had 3 stints in Triple-A May 17 to ... June 5 to and July 1 to August 18.
 • Was the **2024 High-A Quad Cities Pitcher of the Year** ... led the system with a 2.45 ERA (34 ER in 124.2 IP) and 13 wins in 24 games (18 starts) between Single-A and High-A.
 • Among Royals Minor League pitchers with at least 150.0 innings between **2024** and **2025**, ranked 2nd in WHIP (1.14), 3rd in BB/9 (2.70) and 4th in ERA (3.20).

CONSECUTIVE BATTERS RETIRED: 3 (4/22) **SCORELESS STREAK:** 0.2 IP (4/22)
CUTTER: 31.1% | 83.4 MPH **CHANGEUP:** 25.7% | 84.3 MPH **4-SEAM FB:** 17.6% | 90.68MPH **SLIDER:** 13.5% | 79.9 MPH

63 **ERIC CERANTOLA** (40-MAN)
 RHP • R/R • 6'5" • 230 LBS • Born: 5/22/2000 (Age 25)
 2021 MLB Draft – Round 5 (Mississippi State)
 Born: Montreal, Quebec, Canada • Resides: Hudson, FL

HAS NOT ALLOWED A RUN SINCE AUGUST 21, 2025 ... DATING BACK TO 8/24/25, HAS NOT ALLOWED A RUN IN HIS LAST 20 GAMES/30.0 INNINGS WITH OMAHA
2026: Pitched for Canada in the World Baseball Classic with 1.1 scoreless innings in 2 games ... optioned to Omaha on March 1 ... leads the International League and is tied for the Minor League lead in saves (5) ... leads the Storm Chasers in appearances (10) and ranks 3rd in strikeouts (16) ... all 10 outings have been scoreless.
 • Playing his 6th professional season this year, all in the Royals organization ... was added to Kansas City's 40-Man Roster in November 2024 but has not yet made his MLB debut.
 • Spent all of **2025** with Omaha, posting a 4.04 ERA (22 ER in 49.0 IP) with 63 strikeouts across 38 games (1 start) ... had two stints on Omaha's Injured List (March 28 to April 8 and June 24 to August 5) ... 26 of 37 relief appearances were scoreless, including a 10-game, 12-1-inning streak to end the season ... held lefties to .181 (15-for-83) with 37 strikeouts.
 • Pitched 3 seasons at Mississippi State, including a relief appearance in the **2019** College World Series ... also competed in hockey and volleyball in high school and was drafted in the 8th round of the **2016** OHL Draft by the Owen Sound Attack.

CONSECUTIVE BATTERS RETIRED: 2 (4/26) **SCORELESS STREAK:** 10.2 IP (3/27 to 4/26)
SLIDER: 57.4% | 84.5 MPH **4-SEAM FB:** 31.9% | 95.0 MPH **CUTTER:** 10.6% | 90.3 MPH

64 **STEVEN CRUZ** (40-MAN)
 RHP • R/R • 6'6" • 245 LBS • Born: 6/15/1999 (Age 26)
 Traded from Minnesota – 1/24/2023
 Originally signed by Minnesota – 3/20/2017
 Born/Resides: Tenares, Dominican Republic

2026: Opened the year in Omaha for a 3rd straight season, but made just 1 appearance before being recalled by the Royals on April 1 ... appeared in 5 MLB games and worked a 14.40 ERA (8 ER in 5.0 IP) with 7 strikeouts and was optioned back to Omaha on April 9.
 • Playing his 10th professional season this year ... the Royals are his 2nd organization, after spending the first six years of his career with the Twins ... traded with LHP Evan Sisk to Kansas City for OF Michael A Taylor in January 2023 ... made his MLB debut in August 2025 and has pitched 62 MLB games (4 starts) for the Royals between **2023** and **2025**.
 • After opening **2025** with Omaha, was recalled on April 11 and spent most of the year with Kansas City ... posted a 3.74 ERA (19 ER in 45.2 IP) with 9 holds in 47 games for the Royals ... appeared in 7 games over 2 stints with Omaha and put up a 2.45 ERA (2 ER in 7.1 IP) with 10 strikeouts at Triple-A ... on the Royals' 15-day IL August 3 to September 18.
 • Compiled 19.1 scoreless innings in the Majors between September 27, **2023** and May 11, **2025**, spanning parts of 20 appearances for Kansas City.

CONSECUTIVE BATTERS RETIRED: 3 (4/25) **SCORELESS STREAK:** 2.0 IP (4/21 to 4/25)
4-SEAM FB: 52.0% | 96.0 MPH **SLIDER:** 29.4% | 87.6 MPH **CUTTER:** 17.6% | 91.9 MPH

33 **JOSE CUAS**
 RHP • R/R • 6'3" • 200 LBS • Born: 6/28/1994 (Age 31)
 Minor League Free Agent – 12/12/2025
 Drafted by Milwaukee – 2015 Round 11 (Maryland)
 Born: Santo Domingo, D.R. • Resides: Brooklyn, NY

2026: Tied 3rd in the International League in wins (3) while tied 2nd on the Storm Chasers in appearances (9) and tied 4th in strikeouts (14) ... 8 of his 9 outings have been scoreless ... earned 3 wins in the series vs. Indianapolis April 14 to 19, the first pitcher in Omaha's International League era to earn 3 wins in a 6-game series.
 • Playing his 12th professional season this year ... the Royals are his 3rd of 7 organizations, having spent time with the Brewers, Diamondbacks, Cubs, Blue Jays, Phillies and Braves ... played his first 3 MLB seasons (**2015-17**) with Milwaukee as a hitter before transitioning to a pitcher in **2018** ... was previously in the Royals organization from **2021-23**.
 • Split **2025** between the Phillies and Braves organizations, posting a 5.20 ERA (17 ER in 27.2 IP) across 25 Minor League games ... opened the year in the Phillies system with Lehigh Valley (AA), released by Philadelphia on May 1 ... was signed by Atlanta on May 25 and pitched for Columbus (AA) until his release on August 4.
 • Named the **2022 Tony Conigliaro Award** winner, honoring a Major Leaguer who best overcomes adversity through spirit, determination and courage ... in between stints in affiliated baseball, while pitching for the Long Island Ducks, he also delivered packages for FedEx.

CONSECUTIVE BATTERS RETIRED: 5 (4/19 to 4/23) **SCORELESS STREAK:** 7.0 IP (4/4 to 4/23)
SINKER: 33.3% | 91.7 MPH **4-SEAM FB:** 30.3% | 91.3 MPH **SWEeper:** 28.4% | 81.4 MPH **CHANGEUP:** 8.9% | 86.9 MPH

44 **BAILEY FALTER** **MLB REHAB**
 LHP • L/L • 6'4" • 200 LBS • Born: 4/24/1997 (Age 29)
 Traded from Pittsburgh – 7/31/2025
 Drafted by Philadelphia – 2015 Round 5 (Chino Hills HS)
 Born: Chino Hills, CA • Resides: Mesa, AZ

2026: Made the Royals' Opening Day roster and pitched in 2 games before landing on the IL on April 3 with left elbow inflammation ... sent to Omaha for a Major League rehab assignment on April 15.
 • Playing his 11th professional season and second year with Kansas City ... the Royals are his 3rd organization, having spending parts of three Major League seasons each with the Phillies (**2021-23**) and Pirates (**2023-25**) ... made his MLB debut on April 25, 2021 for Philadelphia and has pitched in 116 Major League games (83 starts) with the 3 teams.
 • In **2025** with Pittsburgh, went 7-5 with a 3.73 ERA (47 ER in 113.1 IP) across 22 starts ... over his final 16 starts with the Pirates from May through July, posted a 2.93 ERA (27 ER in 83.0 IP), 10th-best in the National League during that span ... was traded to Kansas City on July 31 in exchange for LHP Evan Sisk and INF Callan Moss.
 • Was classmates at Chino Hills HS with NBA players Lonzo, LiAngelo and LaMelo Ball ... was raised to be a fan of Sandy Koufax and his delivery mimics that of Koufax.

CONSECUTIVE BATTERS RETIRED: 3 (4/25) **SCORELESS STREAK:** 2.1 IP (4/22 to 4/25)
4-SEAM FB: 38.3% | 92.7 MPH **SLIDER:** 26.1% | 84.7 MPH **SINKER:** 20.0% | 92.3 MPH **CURVEBALL:** 8.7% | 76.4 MPH

54 **ANTHONY GOSE**
 LHP • L/L • 6'0" • 200 LBS • Born: 8/10/1990 (Age 35)
 Minor League Free Agent – 4/28/2026
 Drafted by Philadelphia – 2008 Round 2 (Belflower HS)
 Born: Belflower, CA • Resides: Mount Olive, N.C.

2026: Opened the season with Leones de Yucatan in the Mexican League, working 7.2 scoreless innings across 6 appearances, with 2 hits allowed, 0 walks and 15 strikeouts ... signed a Minor League contract with the Royals on April 28 and was assigned to Omaha.
 • Playing his 15th professional season, his 8th as a pitcher ... originally drafted as an outfielder, he transitioned to pitching following the **2016** season ... the Royals are his 8th organization ... has pitched 29 MLB games between **2021** and **2024**, posting a 3-0 record and 3.97 ERA with 37 strikeouts.
 • Spent most of **2025** in Triple-A, split between the Syracuse Mets (NYM) and Reno Aces (AZ), combining for a 4.62 ERA (19 ER in 37.0 IP) with 41 strikeouts across 35 relief appearances ... opened the year with the Mets, posting a 4.30 ERA in 21 games for Syracuse before signing with the Diamondbacks in June and making 14 appearances for Reno.
 • As an outfielder, appeared in 372 MLB games across parts of five seasons (**2012-16**) with Toronto and Detroit, batting .240 with 57 steals.
 • Underwent Tommy John surgery in September **2022** ... represented Team USA at the **2020** Tokyo Olympics (silver medal) and **2024** WBSC Premier12 (bronze medal).

CONSECUTIVE BATTERS RETIRED: 0 **SCORELESS STREAK:** 0.0 IP
4-SEAM FB: 38.3% | 92.7 MPH **SLIDER:** 26.1% | 84.7 MPH **SINKER:** 20.0% | 92.3 MPH **CURVEBALL:** 8.7% | 76.4 MPH

40 **CHAZZ MARTINEZ**
 LHP • L/L • 6'4" • 225 LBS • Born: 1/6/2000 (Age 26)
 2022 MLB Draft – Round 17 (Oklahoma)
 Born/Resides: San Pedro, CA

2026: Opened the season on Omaha's 7-day Injured List, activated April 7 ... opened his season with an 8.0-inning scoreless streak, between April 7 and 26.
 • Playing his 5th professional season this year, all in the Royals organization ... made his Triple-A debut in July 2025 but has not yet made his MLB debut.
 • Split the **2025** season between NW Arkansas (AA) and Omaha, making 53 relief appearances with a 3-2 record, 3 saves and a 3.41 ERA (28 ER in 74.0 IP) ... opened the season with NW Arkansas and posted a 1.85 ERA (9 ER in 43.2 IP) across 31 games ... did not allow a run across his final 7.0 innings of the regular season between September 7 and 21.
 • Brother Renae Martinez was drafted by the Diamondbacks in **2017** out of Oklahoma ... a catcher, Renae played 4 seasons in the Minors, reaching Triple-A in **2021**.

CONSECUTIVE BATTERS RETIRED: 0 **SCORELESS STREAK:** 0.0 IP
4-SEAM FB: 47.6% | 93.2 MPH **SWEeper:** 33.1% | 81.1 MPH **CHANGEUP:** 19.3% | 84.7 MPH

34 **ELI MORGAN** (40-MAN)
 RHP • R/R • 5'10" • 210 LBS • Born: 5/13/1996 (Age 29)
 Minor League Free Agent – 1/29/2026
 Drafted by Cleveland – 2017 Round 8 (Gonzaga)
 Born: Rancho Palos Verdes, CA • Resides: Redondo Beach, CA

2026: Had his contact selected by Kansas City on March 25 and was optioned to Omaha that day ... appeared in 2 of Omaha's first 4 games, recalled by the Royals April 4 and again April 9 ... in 7 MLB games this year, is 0-1 with a 2.61 ERA (3 ER in 10.1 IP) with 9 strikeouts ... most recently optioned to Omaha April 27.
 • Playing his 10th professional season this year ... the Royals are his 3rd organization ... drafted by Cleveland in **2017**, he was traded to the Cubs in **2024** ... pitched 168 MLB games (19 starts) between **2021** and **2025**, the vast majority of that coming with Cleveland ... was active in the Major Leagues from August **2021** to April **2024**.
 • Spent all of **2025** in the Cubs organization ... opened the year with Chicago and made 7 relief appearances ... was placed on the Injured List (*right elbow impingement*) on April 15 and was reinstated on September 19 but did not reappear in a Major League game ... began a rehab stint on June 14 but was shut down after 2 outings ... in August and September, continued rehab with the ACL Cubs (R), South Bend Cubs (A+) and Iowa Cubs (AAA) ... was activated and optioned back to Iowa on September 20.
 • From **2022-24**, he ranked 8th in the American League with a 2.45 BB/9 rate and 11th with a 3.77 K/BB rate (min. 125 games).

CONSECUTIVE BATTERS RETIRED: 10 (3/28 to 4/1) **SCORELESS STREAK:** 2.1 IP (3/28 to 4/1)
CHANGEUP: 27.5% | 93.2 MPH **4-SEAM FB:** 24.6% | 92.9 MPH **SLIDER:** 21.7% | 81.0 MPH

47 **HELCRIS OLIVÁREZ**
 LHP • L/L • 6'2" • 230 LBS • Born: 8/8/2000 (Age 25)
 Minor League Free Agent – 12/22/2025
 Originally signed by Colorado – 6/7/2017
 Born: San Francisco de Macoris, D.R. • Resides: Kissimmee, FL

2026: Has thrown 15 of Omaha's 20 fastest pitches this season ... tied 5th on the Storm Chasers in appearances (8).
 • Playing his 9th professional season this year ... the Royals are his 4th organization, having previously spent time in the Rockies, Red Sox and Giants systems ... has not yet made his MLB debut, but has 131 days of MLB service ... was on Colorado's 40-man roster from November **2020** to November **2022**, with time on the Rockies' 60-day IL in **2022**.
 • Spent all of **2025** in the Giants organization ... in 34 relief appearances between Richmond (AA) and Sacramento (AAA), he combined to record a 3.65 ERA (15 ER in 37.0 IP) with 46 strikeouts (11.2 K/9), but also 43 walks (10.5 BB/9) ... began and finished the year in Triple-A ... was on the IL May 12 to June 4 and in Double-A from June 18 to July 29.
 • Missed the **2023** season while recovering from a subscapularis and capsulolabral repair surgery on his left shoulder ... limited to 1 MLB game in **2022** with a left shoulder strain.

CONSECUTIVE BATTERS RETIRED: 1 (4/23) **SCORELESS STREAK:** 1.2 IP (4/18 to 4/23)
SINKER: 40.7% | 96.8 MPH **4-SEAM FB:** 32.5% | 96.1 MPH **CURVEBALL:** 17.3% | 83.8 MPH **CHANGEUP:** 9.5% | 89.8 MPH

32 **SHANE PANZINI**
 RHP • R/R • 6'3" • 220 LBS • Born: 10/30/2001 (Age 24)
 2021 MLB Draft – Round 4 (Red Bank Catholic HS)
 Born/Reside: Spring Lake, N.J.

2026: Ranks tied 4th on the Storm Chasers in strikeouts (14), tied 5th in appearances (8) ... is tied 2nd for innings pitched by an Omaha reliever (11.2).
 • Playing his 5th professional season this year, all in the Royals organization ... made his Triple-A debut in August 2025, but has not yet made his MLB debut.
 • Split **2025** between Quad Cities (A+), NW Arkansas (AA) and Omaha ... combined for a 3.39 ERA (41 ER in 109.0 IP) in 26 games (17 starts) across the 3 levels ... tied for the Royals Minor League lead in strikeouts ... opened the season with Quad Cities, promoted to NWA on May 27 and called up to Omaha on August 26 and finished the season there.
 • Largely has been a starter in his career, starting 63 of his 81 appearances ... 10 of his 18 relief appearances in the Minors have lasted 3.0+ innings.

CONSECUTIVE BATTERS RETIRED: 0 **SCORELESS STREAK:** 0.0 IP
4-SEAM FB: 57.1% | 92.0 MPH **CURVEBALL:** 25.9% | 76.1 MPH **SLIDER:** 8.9% | 84.7 MPH **CHANGEUP:** 4.3% | 85.8 MPH

57 **ANDREW PÉREZ**
 LHP • L/L • 6'2" • 227 LBS • Born: 7/25/1997 (Age 28)
 Minor League Free Agent – 1/29/2026
 Drafted by Chicago (AL) – 2018 Round 8 (South Florida)
 Born/Resides: Orlando, FL

2026: Broke camp with NW Arkansas (AA), but did not appear in a Double-A game, was assigned to Omaha on April 2 ... is tied 2nd on the Storm Chasers in appearances (9) ... 8 of his 9 appearances have been scoreless.
 • Playing his 9th professional season this year ... the Royals are his 2nd organization, after spending the first 6 years of his career with the White Sox ... has previously pitched parts of two seasons (**2022-23**) in Triple-A with the Charlotte Knights but has not yet made his MLB debut.
 • Played two seasons (**2024-25**) with the Charros de Jalisco in the Mexican League ... in **2025**, made a team-best 37 relief appearances and went 1-1 with a 6.75 ERA (24 ER in 32.0 IP).
 • Since **2021**, has made 44 relief appearances with a 2.63 ERA (9 ER in 32.0 IP) and 28 strikeouts across four off-seasons with Tigres del Licey in the Dominican Winter League.

CONSECUTIVE BATTERS RETIRED: 6 (4/21 to 4/26) **SCORELESS STREAK:** 3.0 IP (4/18 to 4/26)
SINKER: 53.6% | 93.1 MPH **SLIDER:** 39.1% | 83.2 MPH **4-SEAM FB:** 5.8% | 92.9 MPH **CHANGEUP:** 1.4% | 78.7 MPH

52 **BEN SEARS**
 RHP • R/R • 6'6" • 210 LBS • Born: 6/15/2000 (Age 25)
 2022 MLB Draft – Round 14 (Houston)
 Born: Providence, R.I. • Resides: Riverside, R.I.

2026: Opened the season with NW Arkansas (AA) and appeared in 2 games, with a 5.40 ERA (2 ER in 3.1 IP) and 2 strikeouts ... assigned to Omaha on April 10 ... worked 3.0 innings of 1-run ball as an opener in his Omaha season debut, Game 2 of a doubleheader on 4/10 @ IOW.
 • Playing his 5th professional season this year, all in the Royals organization ... made his Triple-A debut in June 2025, but has not yet made his MLB debut.
 • Spent much of **2025** with NW Arkansas (AA), but also had a stint with Omaha from June 28 to August 4 ... between the two levels, went 3-3 with 5 saves and a 4.33 ERA (30 ER in 62.1 IP) ... earned 5 saves with the Naturals in Double-A ... 4 of his 9 Triple-A outings with the Storm Chasers were scoreless.
 • Among Royals Minor League pitchers between **2023** and **2025**, ranked 4th in appearances (121) ... among those with at least 150 IP, ranked 3rd in BB/9 (2.44) & 4th in K/BB (3.26).

CONSECUTIVE BATTERS RETIRED: 1 (4/26) **SCORELESS STREAK:** 5.0 IP (4/18 to 4/26)
SINKER: 32.0% | 93.9 MPH **SLIDER:** 29.3% | 81.3 MPH **CHANGEUP:** 17.3% | 85.5 MPH **CUTTER:** 14.7% | 88.2 MPH

STORM CHASERS BULLPEN USAGE (PITCH COUNT, LAST THREE WEEKS)

DAY OF WEEK DATE	TUE 4/14	WED 4/15	THU 4/16	FRI 4/17	SAT 4/18	SUN 4/19	MON 4/20	TUE 4/21	WED 4/22	THU 4/23	FRI 4/24	SAT 4/25	SUN 4/26	MON 4/27	TUE 4/28	WED 4/29	THU 4/30	FRI 5/1	SAT 5/2	SUN 5/3
55 Bosacker, Ethan			21		27				26											
63 Cerantola, Eric		37				16			12				21							
64 Cruz, Steven	4							10				12								
33 Cuas, Jose	11				22	10				10										
44 Falter, Bailey (L) <i>REHAB</i>		26				30			37			22								
54 Gose, Anthony (L)																				
40 Martinez, Chazz (L)	12				31	19				10			26							
34 Morgan, Eli		20 (KC)			27 (KC)	15 (KC)			22 (KC)				14 (KC)							
47 Olivarez, Helcris (L)			38			24				19										
32 Panzini, Shane	22				42			39					28							
57 Pérez, Andrew (L)	4			18	24			26					10							
52 Sears, Ben			21		33 (START)								23							
43 Way, Beck		26						35			32									

RELIEVERS	LAST RELIEF APPEARANCE							FIRST BATTER		SAVES		INHERITED RUNNERS			
	PITCHER	LAST OMA RELIEF	OUTING	IP	R	ER	BB	K	P-S	FACED	RETIRED	SV	OPP	IR	SCORED
55 Bosacker, Ethan	4/22 @ Toledo			1.0	1	1	2	1	26-15	3	1	0	0	3	3
63 Cerantola, Eric	4/26 @ Toledo			0.2	0	0	1	1	21-11	10	7	5	5	4	0
64 Cruz, Steven	4/25 @ Toledo			1.0	0	0	0	2	12-10	4	2	0	1	0	0
33 Cuas, Jose	4/23 @ Toledo			1.0	0	0	0	0	10-8	9	6	0	0	5	1
44 Falter, Bailey (L) <i>REHAB</i>	4/26 @ Toledo			2.0	0	0	0	2	22-15	4	3	0	1	0	0
40 Martinez, Chazz (L)	4/25 @ Toledo			1.1	1	1	1	2	26-16	7	4	0	0	0	0
34 Morgan, Eli	4/1 vs. Buffalo			2.0	0	0	0	3	30-21	2	2	0	0	2	0
47 Olivarez, Helcris (L)	4/23 @ Toledo			1.0	0	0	2	0	19-5	8	5	0	0	3	1
32 Panzini, Shane	4/26 @ Toledo			1.2	1	1	2	1	28-16	8	4	0	1	0	0
57 Pérez, Andrew (L)	4/26 @ Toledo			1.1	0	0	0	1	10-8	9	8	1	1	4	0
52 Sears, Ben	4/26 @ Toledo			2.0	0	0	1	1	23-15	3	2	0	0	4	3
43 Way, Beck	4/24 @ Toledo			1.1	2	0	0	3	32-20	8	6	0	0	2	0
SEASON (INCLUDING INACTIVE)										92	57	8	11	34	11

OMAHA STARTING PITCHER SPLITS	1ST PITCH STRIKES						1-2-3 INNINGS					
	PITCHER	GS	W-L	TEAM W-L	R SUPPORT	SUPPORT/9 IP	FPS	TBF	% FPS	TOTAL	POSSIBLE	% 1-2-3
41 Sanchez, Aaron	5	0-3	1-4		9	4.58	58	92	63.0%	4	17	23.5%
53 Ramsey, Ryan	4	0-3	1-3		7	4.02	38	74	51.4%	4	14	28.6%
58 Avila, Luinder	4	0-0	2-2		10	8.44	28	48	58.3%	1	10	10.0%
Bergert, Ryan	3	0-1	2-1		2	1.86	28	42	66.7%	2	9	22.2%
56 Kolek, Stephen <i>REHAB</i>	3	0-0	2-1		7	5.25	26	48	54.2%	3	11	27.3%
Bosacker, Ethan	2	0-1	1-1		4	5.68	18	35	51.4%	0	6	0.0%
Sears, Ben	2	0-0	1-1		7	12.60	17	21	81.0%	1	5	20.0%
45 Spence, Mitch	2	1-1	1-1		6	5.40	26	41	63.4%	4	10	40.0%
Kudrna, Ben	1	0-0	1-0		3	13.50	3	11	27.3%	0	2	0.0%
SEASON (INCLUDING INACTIVE)	26				55	5.56	242	412	58.7%	19	84	22.6%

OMAHA STARTING PITCHER/CATCHER MATCHUPS	LUCA TRESH						ELIAS DÍAZ						LUKE MAILE						ELIH MARRERO						TOTALS													
	GS	W-L	ERA	IP	ER	BB	SO	GS	W-L	ERA	IP	ER	BB	SO	GS	W-L	ERA	IP	ER	BB	SO	GS	W-L	ERA	IP	ER	BB	SO	GS	W-L	ERA	IP	ER	BB	SO			
41 Sanchez, Aaron	3	0-2	10.80	11.2	14	7	10	2	0-1	7.50	6.0	5	8	4																								
53 Ramsey, Ryan	2	0-1	4.82	9.1	5	6	9	1	0-1	9.00	3.0	3	1	2	1	0-1	13.50	3.1	5	0	7																	
58 Avila, Luinder	2	0-0	3.86	4.2	2	3	3	1	0-0	6.00	3.0	2	2	3	1	0-0	3.00	3.0	1	2	3																	
Bergert, Ryan	3	0-1	2.79	9.2	3	5	10																															
56 Kolek, Stephen <i>REHAB</i>	2	0-0	4.52	8.0	4	3	8	1	0-0	0.00	4.0	0	1	2																								
Bosacker, Ethan								2	0-1	12.79	6.1	9	5	5																								
Sears, Ben								2	0-0	5.40	5.0	3	2	3																								
45 Spence, Mitch	1	1-0	0.00	5.0	0	0	1								1	0-1	3.60	5.0	2	3	5																	
Kudrna, Ben	1	0-0	9.00	2.0	2	4	2																															
Relievers	7-2		2.64	64.2	19	37	69																															
TOTALS	14	8-6	3.83	115.0	49	65	112	9	3-4	7.25	67.0	54	53	61	3	1-2	4.50	24.0	12	13	29	0	0-2	8.71	10.1	10	9	15	26	12-14	5.20	216.1	125	140	17			
			CS/ATT	4/21	PCT	19.0%				CS/ATT	1/5	PCT	20.0%				CS/ATT	4/7	PCT	57.1%				CS/ATT	0/0	PCT	--%				CS/ATT	9/33	PCT	27.3%				

OMAHA CATCHER PITCHING STATS	CATCHERS		W	L	ERA	GS	SV	IP	H	R	ER	HR	HB	BB	IBB	SO	WHIP	AVG	WP	GDP	TBF	CS	SB	CS%	PB
	11 Luca Tresh	8	6	3.83	14	7	115.0	97	53	49	10	7	65	0	112	1.41	.233	12	17	494	4	17	19.0%	2	
Elias Díaz	3	4	7.25	9	1	67.0	75	54	54	9	6	53	0	61	1.91	.285	5	8	325	1	4	20.0%	1		
60 Luke Maile	1	2	4.50	3	0	24.0	23	13	12	5	2	13	1	29	1.50	.247	0	1	108	4	3	57.1%	1		
17 Elih Marrero	0	2	8.71	0	0	10.1	11	11	10	4	0	9	1	15	1.94	.262	2	0	52	0	0	--%	0		

OMAHA STARTERS VS. RELIEVERS	PITCHING AS		W	L	ERA	IP	R	ER	SO	BB
	STARTERS	1	9	6.07	89.0	63	77	52		
RELIEVERS	11	5	4.59	127.1	68	140	88			

SO NICE, THEY DID IT TWICE (OR MORE)

PLAYER	MULTI-HIT GAMES					MULTI-RBI GAMES					MULTI-RUN GAMES					MULTI-BB GAMES					MULTI-SB GAMES									
	2	3	4	5+	T	2	3	4	5+	T	2	3	4	5+	T	2	3	4	5+	T	2	3	4	5+	T					
9 Cross, Gavin	-	-	-	-	-	1	-	-	-	1	-	-	-	-	-	-	-	-	-	-	10	3	-	-	13	1	1	-	-	2
6 Dickerson, Dustin	-	-	-	-	-	-	-	-	-	-	-	-	-	-	-	-	-	-	-	-	-	-	-	-	-	-	-	-	-	-
60 Maile, Luke	-	-	-	-	-	-	-	-	-	-	-	-	-	-	-	-	-	-	-	-	1	-	-	-	1	-	-	-	-	-
17 Marrero, Elih	-	-	-	-	-	1	-	-	-	-	-	-	-	-	-	-	-	-	-	-	2	-	-	-	2	-	-	-	-	-
26 Misner, Kameron	3	1	-	-	4	4	2	-	-	6	3	1	-	-	4	5	-	-	-	5	4	-	1	5	-	-	-	-	-	-
28 Newman, Kevin	3	1	-	-	4	1	-	-	-	1	-	-	-	-	2	-	-	-	-	2	3	1	-	4	-	-	-	-	-	-
2 Rave, John	3	2	-	-	5	3	-	1	-	4	4	-	-	-	4	3	1	-	-	4	5	-	-	5	4	-	-	-	4	
4 Rojas, Josh	5	-	-	-	5	2	-	-	-	2	1	-	-	-	1	-	-	-	-	3	1	-	-	4	-	-	-	-	-	
3 Tolbert, Tyler	-	-	-	-	-	-	-	-	-	-	-	-	-	-	-	-	-	-	-	-	1	-	-	1	-	-	-	-	-	
21 Toro, Abraham	1	1	-	-	2	1	-	-	-	1	3	-	-	-	3	-	-	-	-	6	1	-	-	7	-	-	-	-	-	
11 Tresh, Luca	5	-	-	-	5	2	-	-	-	2	2	-	-	-	2	1	-	-	-	1	7	-	-	7	-	-	-	-	-	
8 Waters, Drew	5	-	-	-	5	-	1	1	-	2	3	-	-	-	3	-	-	-	-	2	-	-	-	2	1	-	-	-	1	
Díaz, Elias	1	-	-	-	1	-	-	-	-	-	-	-	-	-	-	-	-	-	-	1	-	-	-	1	-	-	-	-	-	
Drury, Brandon	2	-	-	-	2	-	-	-	-	-	-	-	-	-	-	-	-	-	-	3	3	-	-	6	-	-	-	-	-	
Kaiser, Connor	1	-	-	-	1	-	-	-	-	-	1	-	-	-	1	-	-	-	-	1	-	-	-	1	-	-	-	-	-	
Loftin, Nick	4	-	-	-	4	-	-	-	-	3	-	-	-	-	3	-	-	-	-	-	-	-	-	-	-	-	-	-	-	
Massey, Michael	1	-	-	-	1	-	-	-	-	1	-	-	-	-	1	-	-	-	-	-	-	-	-	-	-	-	-	-	-	
Wilson, Peyton	2	1	-	-	3	-	-	-	-	2	1	-	-	-	3	1	-	-	-	1	5	-	-	5	-	-	-	-	-	
TEAM TOTALS	36	6	0	0	42	12	6	2	0	19	23	2	0	0	25	12	1	0	0	13	53	10	1	0	64	6	1	0	0	7

OMAHA HITTING STREAKS

PLAYER	CURRENT	LONGEST	DATES/RESULTS (OF LONGEST)								
			START	END	AVG	2B	3B	HR	RBI	OPS	
9 Cross, Gavin	-	3	4/4	4/5	.333	(3-9)	0	0	0	3	.733
6 Dickerson, Dustin	-	-	-	-	-	-	-	-	-	-	-
60 Maile, Luke	-	-	-	-	-	-	-	-	-	-	-
17 Marrero, Elih	3	3	4/23	4/26	.300	(3-10)	1	0	0	0	.700
26 Misner, Kameron	-	11	3/28	4/10	.351	(13-37)	3	0	2	14	1.052
28 Newman, Kevin	-	3 (2x)	4/7	4/10	.400	(4-10)	0	0	0	1	.900
2 Rave, John	-	4	4/10	4/14	.571	(8-14)	3	0	0	5	1.397
4 Rojas, Josh	4	5	3/27	4/2	.350	(7-20)	3	0	1	7	1.000
3 Tolbert, Tyler	2	2	4/24	4/25	.333	(2-6)	0	0	0	1	.762
21 Toro, Abraham	-	4	3/27	3/31	.211	(4-19)	0	0	0	1	.422
11 Tresh, Luca	-	7	3/29	4/10	.345	(10-29)	4	0	0	4	.870
8 Waters, Drew	2	8	4/11	4/23	.406	(13-32)	3	1	2	8	1.174

OMAHA ON-BASE STREAKS

PLAYER	CURRENT	LONGEST	DATES/RESULTS (OF LONGEST)								
			START	END	AVG	2B	HR	BB	HBP	OBP	
9 Cross, Gavin	-	6	4/4	4/10	.158	(3-19)	0	0	3	1	.304
6 Dickerson, Dustin	-	-	-	-	-	-	-	-	-	-	-
60 Maile, Luke	2	2	4/23	4/25	.167	(1-6)	0	0	1	0	.286
17 Marrero, Elih	3	3	4/23	4/26	.300	(3-10)	1	0	0	0	.300
26 Misner, Kameron	-	12	3/27	4/10	.325	(13-40)	3	2	9	0	.440
28 Newman, Kevin	-	5	4/2	4/10	.429	(6-14)	0	0	2	1	.500
2 Rave, John	-	11	4/10	4/23	.342	(13-38)	4	2	10	0	.469
4 Rojas, Josh	4	5	3/27	4/2	.350	(7-20)	3	1	0	0	.350
3 Tolbert, Tyler	3	3	4/23	4/25	.364	(4-11)	3	0	0	0	.364
21 Toro, Abraham	-	7	3/27	4/4	.192	(5-26)	1	0	2	0	.241
11 Tresh, Luca	6	7	3/29	4/10	.345	(10-29)	4	0	2	0	.387
8 Waters, Drew	11	11	4/11	4/26	.366	(15-41)	3	2	3	0	.409

BOLD indicates longest streak in 2026 among active players

Italics indicates longest personal streak in 2026 is active

Blue indicates career-best streak

STORM CHASERS BATTERS VS. BATS

PLAYER	2026											CAREER											VS. DARREN MCCAUGHAN (CAREER)																	
	G	AB	H	HR	RBI	2B	3B	SO	BB	IBB	AVG	OBP	SLG	G	AB	H	HR	RBI	2B	3B	SO	BB	IBB	AVG	OBP	SLG	G	AB	H	HR	RBI	2B	3B	SO	BB	IBB	AVG	OBP	SLG	
9 Cross, Gavin	3	11	1	0	0	0	0	5	2	0	.091	.231	.091	3	11	1	0	0	0	0	5	2	0	.091	.231	.091	1	1	0	0	0	0	0	0	0	0	0	.000	.000	.000
6 Dickerson, Dustin	-	-	-	-	-	-	-	-	-	-	-	-	-	-	-	-	-	-	-	-	-	-	-	-	-	-	-	-	-	-	-	-	-	-	-	-	-	-	-	
60 Maile, Luke	-	-	-	-	-	-	-	-	-	-	-	-	-	15	48	16	1	7	3	0	13	6	0	.333	.411	.458	1	1	0	0	0	0	0	1	0	0	.000	.000	.000	
17 Marrero, Elih	1	1	0	0	0	0	0	1	0	0	.000	.000	.000	1	1	0	0	0	0	0	1	0	0	.000	.000	.000	-	-	-	-	-	-	-	-	-	-	-	-	-	
26 Misner, Kameron	3	12	2	0	3	0	6	1	0	.167	.231	.167	8	29	8	2	5	0	12	6	0	.276	.400	.483	2	4	2	1	2	0	0	1	0	0	.500	.500	1.250			
28 Newman, Kevin	3	8	2	0	0	2	0	3	0	.250	.250	.500	27	93	25	0	7	9	1	15	6	0	.269	.310	.387	2	3	1	0	0	1	0	1	0	0	.333	.333	.667		
2 Rave, John	3	10	3	0	1	0	0	3	5	.300	.533	.300	43	165	38	10	22	5	1	41	23	0	.230	.326	.455	4	9	3	0	1	0	0	0	0	0	.333	.333	.333		
4 Rojas, Josh	3	12	4	1	4	1	0	5	0	.333	.333	.667	3	12	4	1	4	1	0	5	0	0	.333	.333	.667	1	2	0	0	0	0	0	0	0	0	.000	.000	.000		
3 Tolbert, Tyler	-	-	-	-	-	-	-	-	-	-	-	-	-	9	23	3	0	0	0	0	7	3	0	.130	.231	.130	1	1	0	0	0	0	0	0	0	0	.000	.000	.000	
21 Toro, Abraham	3	15	3	0	1	0	0	7	0	.200	.200	.200	9	37	9	1	3	0	0	10	3	0	.243	.300	.324	4	9	2	1	3	0	0	2	0	0	.222	.222	.556		
11 Tresh, Luca	2	8	1	0	0	0	0	4	0	.125	.125	.125	9	31	7	2	4	0	0	9	1	0	.226	.250	.419	2	3	0	0	0	0	0	3	0	0	.000	.000	.000		
8 Waters, Drew	-	-	-	-	-	-	-	-	-	-	-	-	-	45	161	48	7	25	10	2	43	26	0	.298	.400	.516	2	3	0	0	0	0	0	2	1	0	.000	.250	.000	

PINCH-HITTING LOG (0-FOR-2)

#	DATE	INNING	PINCH HITTER	HITTING FOR	RESULT
1.	4/4 vs. Buffalo [G1]	▼ 7	Elih Marrero	Josh Rojas	Flyout (F8)
2.	4/10 @ Iowa [G1]	▲ 8	Josh Rojas	Brandon Drury	Strikeout Swinging

PITCHING	
vs. Left-Handed Starter.....	3-3
vs. Right-Handed Starter.....	9-11
WITH Left-Handed Starter.....	1-3
WITH Right-Handed Starter.....	11-11
0-4 strikeouts.....	1-0
5-9 strikeouts.....	8-12
10+ strikeouts.....	3-2
0 runs of support.....	1-6
1-2 runs of support.....	3-5
3-4 runs of support.....	6-3
5-9 runs of support.....	2-0
10+ runs of support.....	0-0
Bullpen Games.....	1-1
Starter goes less than 4.0 Innings.....	6-9
Starter goes 4.0/4.1/4.2 Innings.....	5-4
Starter goes 5.0/5.1/5.2 Innings.....	1-1
Starter goes 6.0+ Innings.....	0-0
SCORING	
1-Run Games.....	1-4
2-Run Games.....	6-2
3-4-Run Games.....	2-1
5+ Run Games.....	3-7
Extra Innings.....	1-1
Shutouts.....	1-2
Doubleheaders.....	3-1 (1 SWEEP, 1 SPLIT, 0 SWEEP)
Scoring 0-2 Runs.....	0-6
3-5 Runs.....	4-8
6-9 Runs.....	7-0
10+ Runs.....	1-0
Opponent 0-2 Runs.....	6-3
3-5 Runs.....	5-1
6-9 Runs.....	1-6
10+ Runs.....	0-4
Scored in 1st Inning.....	4-5
Opponent scored in 1st.....	3-5
Scores first.....	8-7
Opponent scores first.....	4-7
HITTING	
Omaha 0-5 hits.....	2-5
6-9 hits.....	6-6
10+ hits.....	4-3
Opponent 0-5 hits.....	4-2
6-9 hits.....	7-4
10+ hits.....	1-8
Out-hit opponent.....	5-3
Out-hit by opponent.....	5-8
Hits are tied.....	2-3
Hit 0 home runs.....	4-9
1 home run.....	6-5
2 home runs.....	0-0
3+ home runs.....	2-0
Opponent hit 0 home runs.....	6-4
1 home run.....	5-5
2 home runs.....	1-1
3+ home runs.....	0-4
Leave 0-5 runners on base.....	3-3
6-9 on base.....	7-9
10+ on base.....	2-2
Opponent leaves 0-5 runners on base.....	4-2
6-9 on base.....	7-9
10+ on base.....	1-3
Steals 0 bases.....	5-8
1 base.....	2-3
2 bases.....	3-0
3+ bases.....	2-3
Opponent steals 0 bases.....	6-6
1 base.....	6-3
2 bases.....	0-2
3+ bases.....	0-3
FIELDING	
Turned 0 double plays.....	4-8
1 double play.....	5-3
2 double plays.....	1-2
3+ double plays.....	2-1
Made 0 errors.....	7-7
1 error.....	5-3
2 errors.....	0-4
3+ errors.....	0-0
Opponent made 0 errors.....	7-8
1 error.....	3-6
2 errors.....	2-0
3+ errors.....	0-0

INDIVIDUAL BATTING	
SPLIT	#, PLAYER, GAME
Most At-Bats	5, 20x, last: Kevin Newman, 4/23 @ TOL
Most Plate Appearances	5, 43x, last: Kevin Newman, 4/23 @ TOL
Most Runs	3, 2x, last: Kameron Misner, 4/4 vs. BUF (G2)
Most Hits	3, 6x, last: Abraham Toro, 4/16 vs. IND
Most Doubles	2, 2x, last: Kameron Misner, 4/7 @ IOW
Most Triples	1, 5x, last: Josh Rojas, 4/26 @ TOL
Most Extra-Base Hits	3, Kameron Misner, 4/7 @ IOW
Most Home Runs	2, 2x, last: John Rave, 4/21 @ TOL
Most Total Bases	8, 3x, last: John Rave, 4/21 @ TOL
Most RBI	4, 2x, last: Drew Waters, 4/21 @ TOL
Most Stolen Bases	3, Gavin Cross, 4/24 @ TOL
Most Caught Stealing	2, Connor Kaiser, 4/21 @ TOL
Most Walks	3, John Rave, 3/28 @ LOU
Most Hit-By-Pitch	2, Nick Loftin, 4/14 vs. IND
Most Strikeouts	4, Kameron Misner, 3/28 @ LOU
Most Sac Hits	1, 2x, last: John Rave, 4/19 vs. IND
Most Sac Flies	1, 7x, last: Nick Loftin, 4/18 vs. IND
Most GDP	2, Elias Diaz, 4/14 vs. IND
Most Left On Base	8, Drew Waters, 4/10 @ IOW

TEAM BATTING	
SPLIT	#, GAME
Most At-Bats, Game	38, 3/28 @ LOU
Most Plate Appearances, Game	43, 3/28 @ LOU
Most Runs, Game	10, 4/21 @ TOL
Most Runs, Inning	5, 4/21 @ TOL
Most Hits, Game	11, 2x, last: 4/2 vs. BUF
Most Hits, Inning	4, 4x, last: 4/11 @ IOW
Fewest Hits, Game	3, 2x, last: 4/22 @ TOL
Most Doubles, Game	4, 3/31 vs. BUF
Most Triples, Game	1, 5x, last: 4/26 @ TOL
Most Extra-Base Hits, Game	7, 4/21 @ TOL
Most Home Runs, Game	6, 4/21 @ TOL
Most Home Runs, Inning	2, 2x, last: 4/21 @ TOL
Most Total Bases, Game	26, 4/21 @ TOL
Most RBI, Game	10, 4/21 @ TOL
Most Stolen Bases, Game	5, 4/15 vs. IND
Most Caught Stealing, Game	2, 4/21 @ TOL
Most Walks, Game	8, 2x, last: 4/10 @ IOW
Most Hit-By-Pitch, Game	3, 4/14 vs. IND
Most Strikeouts, Game	17, 3/28 @ LOU
Most Sac Hits, Game	1, 2x, last: 4/19 vs. IND
Most Sac Flies, Game	2, 4/10 @ IOW (G2)
Most GDP, Game	2, 2x, last: 4/14 vs. IND
Most Left On Base, Game	12, 4/19 vs. IND

TEAM & INDIVIDUAL STREAKS	
SPLIT	#, GAME
Longest Hitting Streak	11, Kameron Misner, 3/28-4/10
Longest Home Run Streak	2, 2x, last: Drew Waters, 4/19-4/21
Longest On-Base Streak	12, Kameron Misner, 3/27-4/10
Longest Winning Streak	4, Beck Way, 4/7-4/21
Longest Losing Streak	3, Aaron Sanchez, 3/29-4/22
Longest Saves Streak	5, Eric Cerantola, 4/1-4/19
Longest Winning Streak	3, 4/4-4/7
Longest Losing Streak	5, 4/22-4/26
Longest Home Run Streak	7, 4/14-4/21

INDIVIDUAL PITCHING	
SPLIT	#, PLAYER, GAME
Most Innings Pitched	5.0, 3x, last: Mitch Spence, 4/25 @ TOL
Most Runs Allowed	7, Aaron Sanchez, 3/29 @ LOU
Most Hits Allowed	9, Ryan Ramsey, 4/23 @ TOL
Fewest Hits Allowed, Complete Game	-
Most Earned Runs Allowed	7, Aaron Sanchez, 3/29 @ LOU
Most Home Runs Allowed	4, Ryan Ramsey, 4/23 @ TOL
Most Walks Allowed	5, 3x, last: Helcris Olivarez, 4/16 vs. IND
Most Hit-By-Pitch	2, Aaron Sanchez, 3/29 @ LOU
Most Strikeouts, Reliever	5, 2x, last: Eric Cerantola, 4/10 @ IOW
Most Strikeouts	7, Ryan Ramsey, 4/23 @ TOL

TEAM PITCHING	
SPLIT	#, GAME
Most Innings Pitched, Game	9.1, 3/28 @ LOU
Most Runs Allowed, Game	12, 2x, last: 4/16 vs. IND
Most Runs Allowed, Inning	6, 3x, last: 4/16 vs. IND
Fewest Runs Allowed, Game	0, 4/1 vs. BUF
Most Hits Allowed, Game	12, 3/28 @ LOU
Most Hits Allowed, Inning	5, 2x, last: 4/23 @ TOL
Fewest Hits Allowed, Game	3, 3x, last: 4/26 @ TOL
Most Earned Runs Allowed, Game	12, 2x, last: 4/16 vs. IND
Most Doubles Allowed, Game	5, 4/18 vs. IND
Most Triples Allowed, Game	1, 3x, last: 4/26 @ TOL
Most Home Runs Allowed, Game	4, 2x, last: 4/23 @ TOL
Most Stolen Bases Allowed, Game	4, 2x, last: 4/11 @ IOW
Most Walks Allowed, Game	17, 4/16 vs. IND
Fewest Walks Allowed, Game	0, 4/4 vs. BUF (G2)
Most Hit-By-Pitch, Game	3, 3/29 @ LOU
Most Strikeouts, Game	15, 3/28 @ LOU

TEAM MISC	
SPLIT	#, GAME
Longest Game, Innings	10, 3/28 @ LOU
Longest Game, Time (9 Innings)	3:12, 4/16 vs. IND
Longest Game, Time (Extra Innings)	3:25, 3/28 @ LOU
Shortest Game, Time (9+ Innings)	2:18, 4/25 @ TOL
Largest Home Crowd	7,690, 4/15 vs. IND
Largest Road Crowd	5,710, 4/25 @ TOL
Largest Winning Margin	7, 4/7 @ IOW
Largest Losing Margin	-8, 3x, last: 4/18 vs. IND
Largest Comeback Win	2, 4/5 vs. BUF
Largest Lead Blown In Loss	3, 4/24 @ TOL
Most Games Under .500	4, 1x, last: 3/31 (0-4)
Most Games Over .500	3, 1x, last: 4/21 (12-9)

TEAM FIELDING	
SPLIT	#, GAME
Most Errors, Game	2, 4x, last: 4/24 @ TOL
Most Double Plays Turned, Game	4, 2x, last: 4/17 vs. IND

2026 STATCAST LEADERS (TOP 10)								
LONGEST MEASURED HOMER DISTANCE			HIGHEST BATTED BALL EXIT VELOCITY			FASTEST PITCH VELOCITY		
PLAYER	DISTANCE (PITCHER, PITCH)	DATE	PLAYER	EXIT VELO (BATTED BALL TYPE)	DATE	PLAYER	PITCH VELO (PITCH RESULT/TTYPE)	DATE
1. John Rave	438 Matt Seelinger (4-Seam FB)	4/21 @ TOL	1. Drew Waters	113.8 Groundout (4-3)	4/24 @ TOL	1. Steven Cruz	98.9 Single (4-Seam FB)	4/25 @ TOL
2. Drew Waters	436 Bryan Sammons (Sweeper)	4/21 @ TOL	2. Kameron Misner	111.0 Single	3/28 @ LOU	2. Steven Cruz	98.7 Foul Ball (4-Seam FB)	4/25 @ TOL
3. Drew Waters	417 Noah Davis (4-Seam FB)	4/19 vs. IND	3. John Rave	110.3 Home Run	4/21 @ TOL	3. Helcris Olivarez	98.7 Double (Sinker)	4/11 @ IOW
4. Kameron Misner	400 Collin Snider (Slurve)	4/7 @ IOW	4. Drew Waters	110.3 Double	4/22 @ TOL	4. Helcris Olivarez	98.7 Called Ball (4-Seam FB)	3/29 @ LOU
5. Kameron Misner	393 Bryan Sammons (Sweeper)	4/21 @ TOL	5. Elias Diaz	110.0 Double	3/31 vs. BUF	5. Helcris Olivarez	98.6 Called Strike (Sinker)	4/23 @ TOL
6. Kameron Misner	393 Carson Fulmer (Changeup)	4/14 vs. IND	6. Brandon Drury	109.3 Double	3/28 @ LOU	6. Helcris Olivarez	98.6 Foul Ball (Sinker)	4/11 @ IOW
7. Abraham Toro	392 Bryan Sammons (4-Seam FB)	4/21 @ TOL	7. Abraham Toro	109.2 Groundout (3-1)	4/10 @ IOW	7. Helcris Olivarez	98.5 Walk (Sinker)	4/11 @ IOW
8. Josh Rojas	390 Davis Daniel (Sinker)	3/29 @ LOU	8. Luca Tresh	109.1 Double	4/5 vs. BUF	8. Helcris Olivarez	98.5 Called Strike (Sinker)	4/16 vs. IND
9. Kameron Misner	387 Thomas Harrington (4-Seam FB)	4/18 vs. IND	9. Drew Waters	108.6 Single	4/25 @ TOL	9. Helcris Olivarez	98.5 Called Ball (Sinker)	3/29 @ LOU
10. Kameron Misner	383 Dylan File (Slider)	4/23 @ TOL	10. John Rave	108.3 Double	4/17 vs. IND	10. Helcris Olivarez	98.4 Foul Ball (4-Seam FB)	4/11 @ IOW

HOME RUN BREAKDOWN

PLAYER	TOTAL	RUNNERS ON				SPLITS				SCORE		RECORD TEAM W-L	STATCAST MAX		LAST LAST HR
		0	1	2	3	LEFT	RIGHT	HOME	AWAY	TIED GAME	GO AHEAD		EV (MPH)	DISTANCE (FT)	
26 Kameron Misner	6	2	4	-	-	2	4	2	4	-	1	4-2	107.0	400	4/23 @ TOL
2 John Rave	4	2	2	-	-	1	3	-	4	-	2	2-0	110.3	438	4/21 @ TOL
8 Drew Waters	3	1	1	1	-	1	2	2	1	-	1	3-0	107.4	436	4/21 @ TOL
21 Abraham Toro	3	3	-	-	-	1	2	2	1	-	2	1-2	101.4	392	4/21 @ TOL
11 Luca Tresh	2	1	1	-	-	-	2	1	1	-	-	2-0	103.7	356	4/21 @ TOL
Michael Massey	1	1	-	-	-	-	1	1	-	-	-	1-0	96.6	341	4/1 vs. BUF
4 Josh Rojas	1	-	1	-	-	-	1	-	1	-	-	0-1	97.6	390	3/29 @ LOU
TEAM TOTALS	20	10	9	1	-	5	15	8	12	-	-	-	110.3	438	-
<i>OPPONENT TOTALS</i>	<i>28</i>	<i>12</i>	<i>13</i>	<i>3</i>	<i>-</i>	<i>8</i>	<i>20</i>	<i>17</i>	<i>11</i>	<i>-</i>	<i>-</i>	<i>-</i>	<i>110.0</i>	<i>453</i>	<i>-</i>

INNING DISTRIBUTION

1 ST INNING	2 ND INNING	3 RD INNING	4 TH INNING	5 TH INNING	6 TH INNING	7 TH INNING	8 TH INNING	9 TH INNING	EXTRA INNINGS
1	3	4	3	4	2	2	1		

NOTABLE STORM CHASERS HOME RUNS

LEADOFF HOMERS (0)		GRAND SLAMS (0)		2-HOMER GAMES (2)	
PLAYER (CAREER NO.)	DATE/OPPONENT	PLAYER (CAREER NO.)	DATE/OPPONENT (INN.)	PLAYER (CAREER NO.)	DATE/OPPONENT
				John Rave (6th)	4/7 @ Iowa
				John Rave (7th)	4/21 @ Toledo

BACK-TO-BACK HOMERS (0)	
PLAYERS	DATE/OPPONENT

BACK-TO-BACK-TO-BACK HOMERS (0)	
PLAYERS	DATE/OPPONENT

3-HOMER GAMES (0)	
PLAYER (CAREER NO.)	DATE/OPPONENT (INN.)

PINCH-HIT HOMERS (0)	
PLAYER (CAREER NO.)	DATE/OPPONENT (INN.)

WALK-OFF HOMERS (0)	
PLAYER	DATE/OPPONENT

INSIDE-THE PARK HOMERS (0)	
PLAYER (CAREER NO.)	DATE/OPPONENT (INN.)

NOTABLE OPPOSING HOME RUNS

LEADOFF HOMERS (0)		GRAND SLAMS (0)		2-HOMER GAMES (2)	
PLAYER (CAREER NO.)	DATE/OPPONENT	PLAYER (CAREER NO.)	DATE/OPPONENT (INN.)	PLAYER (CAREER NO.)	DATE/OPPONENT
				Ben Malgeri (2nd)	4/22 @ Toledo
				Ben Malgeri (3rd)	4/23 @ Toledo

BACK-TO-BACK HOMERS (2)	
PLAYERS	DATE/OPPONENT
Corey Julks & Jace Jung	4/22 @ Toledo
Cal Stevenson & Ben Malgeri	4/23 @ Toledo

BACK-TO-BACK-TO-BACK HOMERS (0)	
PLAYERS	DATE/OPPONENT

3-HOMER GAMES (0)	
PLAYER (CAREER NO.)	DATE/OPPONENT (INN.)

PINCH-HIT HOMERS (0)	
PLAYER (CAREER NO.)	DATE/OPPONENT (INN.)

WALK-OFF HOMERS (0)	
PLAYER	DATE/OPPONENT

INSIDE-THE PARK HOMERS (0)	
PLAYER (CAREER NO.)	DATE/OPPONENT (INN.)

AFTER-INNING RECORDS

	LEADING	TRAILING	TIED
AFTER 1 INNING	3 - 5	2 - 5	7 - 4
AFTER 2 INNINGS	6 - 4	2 - 7	4 - 3
AFTER 3 INNINGS	11 - 4	0 - 9	1 - 1
AFTER 4 INNINGS	12 - 4	0 - 10	0 - 0
AFTER 5 INNINGS	11 - 0	0 - 11	1 - 3
AFTER 6 INNINGS	11 - 0	0 - 11	1 - 2
AFTER 7 INNINGS	9 - 0	0 - 11	1 - 11
AFTER 8 INNINGS	9 - 0	0 - 12	1 - 0
TOTAL	LEADING	TRAILING	TIED
INNINGS...	101 (44.9%)	94 (41.8%)	26 (13.3%)

OMAHA BIG INNINGS

DATE	INNING	RUNS
1. April 21 @ Toledo	▲ 5	5

SCORE BY INNINGS

REGULAR SEASON	1	2	3	4	5	6	7	8	9	10	11	12	13	TOTAL
STORM CHASERS	16	15	16	9	19	11	9	3	10	0				108
OPPONENTS	15	15	18	15	22	16	14	9	6	1				131
DIFFERENCE	1	0	-2	-6	-3	-5	-5	-6	4	-1				-23
VS. LOUISVILLE	1	2	3	4	5	6	7	8	9	10	11	12	13	TOTAL
STORM CHASERS	0	0	2	0	2	0	0	1	5	0				10
BATS	8	0	2	1	2	1	1	0	2	1				18
VS. LOUISVILLE DIFFERENCE	-8	0	0	-1	0	-1	-1	1	3	-1				-8

MULTI-RUN INNINGS

	2 RUNS	3 RUNS	4 RUNS	5 RUNS	6 RUNS	7 RUNS	8 RUNS	9 RUNS	10+	TOTAL
STORM CHASERS	16	6	4	1	-	-	-	-	-	27
OPPONENTS	23	7	3	-	3	-	-	-	-	36

RECORD BY RUNS SCORED/ALLOWED

RUNS	0	1	2	3	4	5	6	7	8	9	10	11	12	13+
SCORED	0-2	0-3	0-1	1-3	3-3	0-2	5-0		1-0	1-0	1-0			
ALLOWED	1-0	2-0	3-3	1-0	3-1	1-0	0-3	1-1	0-2		0-1	0-1	0-2	

RECORD BY MARGIN OF VICTORY/DEFEAT

1 RUN	2 RUNS	3 RUNS	4 RUNS	5 RUNS	6 RUNS	7 RUNS	8 RUNS	9 RUNS	10+ RUNS
1-4	7-1	1-0	1-1	2-1	0-2	1-1	0-3		

2026 STORM CHASERS EJECTIONS (1)

GAME	INNING	WHO (POSITION) / # IN 2026	WHY	UMPIRE (POSITION)
1. April 22 @ Toledo	▲ 6	Josh Rojas (3rd Base) / 1st	Arguing ABS challenge not being granted to Kevin Newman	Casey James (Home Plate)

2026 WALK-OFF TRACKER (0 FOR, 1 AGAINST)

GAME #	DATE	OPPONENT	FINAL SCORE (INN.)	PLAYER	WINNING RUN	PITCHER	HOW	OUTS	COUNT
2	March 28	@ Louisville	L, 6-5 (10)	Rece Hinds	Blake Dunn	Brandon Johnson	RBI single to LF	1	0-0

Bold Indicates Omaha Walk-Off Win

2026 EXTRA-INNING GAMES (1 WINS, 1 LOSS)

GAME #	DATE	OPPONENT	FINAL SCORE (INN.)	WIN	LOSS	SAVE	EXTRA-INNING SCORING
2	March 28	@ Louisville	L, 6-5 (10)	Tejay Antone	Brandon Johnson	-	Louisville scores 1 in 10th
12	April 10 [G1]	@ Iowa	W, 6-4 (9)	Eric Cerantola	Ryan Jensen	Andrew Pérez	Omaha scores 2 in 9th

Bold Indicates Omaha Extra-Inning Win

2026 EXTRA-INNING AUTOMATIC RUNNER CONVERSION (1/3, 33%)

GAME #	DATE	OPPONENT	INNING	PLACED RUNNER	RUNNER RESULT	GAME RESULT
2	March 28	@ Louisville	10th	Brandon Drury	Stranded on 2nd	L, 6-5 (10)
12	April 10 [G1]	@ Iowa	8th	Peyton Wilson	Stranded on 2nd	W, 6-4 (9)
12	April 10 [G1]	@ Iowa	9th	Abraham Toro	Scored on RBI single	W, 6-4 (9)

2026 WEATHER DELAYS (2)

GAME	FINAL SCORE	DELAY	REASON FOR DELAY
April 21 @ Toledo	W, 10-5	Pregame, 1 Hour 30 Minutes	Rain
April 24 @ Toledo	L, 4-3 (5)	After Bottom 5th, 32 Minutes	Rain

2026 DOUBLEHEADERS (1 SWEEP, 1 SPLIT, 0 SWEPT)

GAME	GAME 1 SCORE	GAME 2 SCORE	COMBINED TIME	GAME BEING MADE UP
April 4 vs. Buffalo	L, 8-0 (7)	W, 6-4 (7)	4:28	April 3 Postponement (Inclement Weather)
April 10 @ Iowa	W, 6-4 (9)	W, 6-1 (7)	4:55	April 9 Postponement (Inclement Weather)

INDIVIDUAL BATTING

FOR THE STORM CHASERS		AGAINST THE STORM CHASERS	
SPLIT	PLAYER, GAME	SPLIT	PLAYER, GAME
Grand Slam	Dairon Blanco, 6/12/2025 @ TOL	Grand Slam	Christian Cairo, 9/16/2025 @ COL
Pinch-Hit Home Run	Luca Tresh, 8/12/2025 vs. STP	Pinch-Hit Home Run	TT Bowens, 4/16/2025 vs. NOR
Pinch-Hit Walk-Off Home Run	Chad Santos, 8/23/2005 vs. NEW	Pinch-Hit Walk-Off Home Run	-
2 Home Run Game	John Rave, 4/21/2026 @ TOL	2 Home Run Game	Ben Malgeri, 4/23/2026 @ TOL
3+ Home Run Game	Ryan McBroom, 3, 6/13/2021 @ STP	3+ Home Run Game	Jhonkensy Noel, 3, 5/22/2024 vs. COL
2 Home Runs, One Inning	Brett Eibner, 2, 5/12/2016 vs. MEM	2 Home Runs, One Inning	-
Leadoff Home Run	MJ Melendez, 8/23/2025 @ COL	Leadoff Home Run	Matt Wallner, 5/27/2025 vs. STP
Walk-Off Home Run	MJ Melendez, 5/16/2025 vs. COL	Walk-Off Home Run	Will Wilson, 9/19/2025 @ COL
Walk-Off Grand Slam	Jimmy Govern, 5/7/2022 vs. COL	Walk-Off Grand Slam	Will Middlebrooks, 6/18/2016 @ COL
Walk-Off Win	Bobby Dalbec, 8/16/2025 vs. STP	Walk-Off Win	Rece Hinds, 3/28/2026 @ LOU
5 Hit Game	Rodolfo Durán, 9/3/2024 @ MEM	5 Hit Game	P.J. Higgins, 9/5/2023 @ IOW
6+ Hit Game	Matt Diaz, 6, 7/27/2005 @ POR	6+ Hit Game	-
2 Hits, One Inning	Nick Pratto, 4/18/2025 vs. NOR	2 Hits, One Inning	Carlos Pérez, 9/2/2025 @ IOW
5 RBI Game	MJ Melendez, 9/13/2025 vs. CLT	5 RBI Game	Carlos Pérez, 9/2/2025 @ IOW
6 RBI Game	Drew Waters, 8/23/2025 @ COL	6 RBI Game	Luis Vázquez, 8/9/2023 vs. IOW
7 RBI Game	Drew Waters, 4/11/2024 vs. GWN	7 RBI Game	Chase Strumpf, 8/9/2023 vs. IOW
8 RBI Game	Jimmy Paredes, 5/12/2014 vs. NEW	8 RBI Game	Adolis García, 7/21/2019 vs. MEM
9+ RBI Game	Brett Eibner, 9, 4/9/2014 vs. MEM	9+ RBI Game	-
Steal of Home	Nate Eaton, 6/15/2024 @ TOL	Steal of Home	Noelvi Marte, 4/5/2025 vs. LOU
3+ Stolen Base Game	Gavin Cross, 3, 4/24/2026 @ TO	3+ Stolen Base Game	Hao-Yu Lee, 4, 7/13/2025 vs. TOL

TEAM BATTING

FOR THE STORM CHASERS		AGAINST THE STORM CHASERS	
SPLIT	GAME	SPLIT	GAME
4 Home Run Game	8/19/2025 @ COL	4 Home Run Game	4/23/2026 @ TOL
5 Home Run Game	5/24/2025 @ SL	5 Home Run Game	7/3/2025 @ IOW
6 Home Run Game	4/21/2026 @ TOL	6 Home Run Game	8/28/2025 vs. LHV
7+ Home Run Game	10, 8/23/2025 @ COL	7+ Home Run Game	7, 8/9/2023 vs. IOW
3 Home Runs, One Inning	8/30/2025 vs. LHV	3 Home Runs, One Inning	4/23/2026 @ TOL
4+ Home Runs, One Inning	4, 5/21/2021 @ IOW	4+ Home Runs, One Inning	4, 8/9/2023 vs. IOW

INDIVIDUAL PITCHING

FOR THE STORM CHASERS		AGAINST THE STORM CHASERS	
SPLIT	PLAYER, GAME	SPLIT	PLAYER, GAME
No-Hitter	-	No-Hitter	Dustin Nippert, 7.0, 6/29/2008 vs. OKL
Complete Game	Chandler Champlain, 5.0, 6/13/2025 @ TOL	Complete Game	Michael McGreevy, 7.0, 9/5/2024 @ MEM (G2)
Complete Game, 1-Hitter	Luis Mendoza, 9.0, 7/18/2011 @ MEM	Complete Game, 1-Hitter	Daniel Ponce de Leon, 9.0, 7/15/2018 vs. MEM
Complete Game, 2-Hitter	Chandler Champlain, 5.0, 6/13/2025 @ TOL	Complete Game, 2-Hitter	Michael McGreevy, 7.0, 9/5/2024 @ MEM (G2)
Complete Game Shutout	Chandler Champlain, 5.0, 6/13/2025 @ TOL	Complete Game Shutout	Doug Nikhazy, 7.0, 6/28/2024 @ COL (G2)
10+ Strikeout Game	Rich Hill, 10, 7/13/2025 vs. TOL	10+ Strikeout Game	Mick Abel, 11, 8/16/2025 vs. STP
15+ Strikeout Game	-	15+ Strikeout Game	-
4+ Strikeouts In An Inning	Ryan Ramsey, 4, 4/23/2026 @ TOL	4+ Strikeouts In An Inning	Eric Hull, 4, 8/4/2007 vs. LV

2026 STORM CHASER QUALITY STARTS (0)

STARTER (# IN 2026)	GAME	DEC	IP	H	R	ER	HR	HB	BB	IBB	SO	WP	BK	GIDP	TBF	% K/BF	NP-S	S%	FPS	FPS%	P/IP	CATCHER
---------------------	------	-----	----	---	---	----	----	----	----	-----	----	----	----	------	-----	--------	------	----	-----	------	------	---------

2026 REHAB ASSIGNMENTS WITH OMAHA (3)

HITTING (1)

PLAYER	INJURY	DATES	AVG	G	AB	R	H	TB	2B	3B	HR	RBI	BB	IBB	SO	SB	CS	OBP	SLG	OPS	PA	SAC	SF	HBP	GIDP
Michael Massey	Left calf strain	March 31 - April 5	.250	3	12	2	3	6	0	0	1	2	0	0	2	0	1	.250	.500	.750	12	0	0	0	1

PITCHING (2)

PLAYER	INJURY	DATES	W	L	ERA	G	GS	CG	SHO	GF	HLD	SV	SVO	IP	H	R	ER	HR	HB	BB	IBB	SO	AVG	WP	BK	GIDP	TBF
Stephen Kolek	Left oblique strain	April 14 - Present	0	0	3.00	3	3	0	0	0	0	0	0	12.0	11	4	4	1	0	4	0	10	.250	0	1	2	48
Bailey Falter	Left elbow inflammation	April 15 - Present	0	0	3.68	4	0	0	0	0	1	0	1	7.1	7	3	3	1	0	1	0	10	.241	1	0	30	

PLAYER	GS	STARTS BY POSITION										STARTS BY BATTING ORDER								
		C	1B	2B	3B	SS	LF	CF	RF	(OF)	DH	1ST	2ND	3RD	4TH	5TH	6TH	7TH	8TH	9TH
Kameron Misner	24						5	12	6	(23)	1			20	3	1				
John Rave	23						8	8	5	(21)	2	22	1							
Josh Rojas	22			7	13						2	1		1	2	10	4	1	3	
Gavin Cross	22		4					8		(16)	2				3	6	11	2		
Abraham Toro	21		13	3	3						2		3	4		3	1	7	3	
Kevin Newman	20			4	2	14						1	6		1		1		11	
Luca Tresh	18	14									4			9	5	4				
Drew Waters	16						1	6	7	(14)	2		2	1	2	4	3	4		
Brandon Drury	14		7								4			3			2	9		
Peyton Wilson	11			7	3						1	2	5		1		3			
Elias Díaz	10	9									1			2	1	1	5	1		
Connor Kaiser	10					10												1	9	
Nick Loftin	9		2	2	1		3			(3)	1		6	1	2					
Tyler Tolbert	4			1	1	2							1					1	2	
Elih Marrero	4										4							2	2	
Michael Massey	3			2			1			(1)			2	1						
Luke Maile	3	3															1	1	1	

DEFENSIVE ERRORS & OUTFIELD ASSISTS BY POSITION 16 E / 4 OF AST / 28 DP .982 (T-4TH IN IL)

LEFT FIELD				CENTER FIELD				RIGHT FIELD			
	INN	E	A		INN	E	A		INN	E	A
John Rave	68.0	1	0	Kameron Misner	103.1	0	0	Gavin Cross	64.0	0	2
Gavin Cross	66.1	0	1	John Rave	67.0	0	0	Drew Waters	62.0	0	0
Kameron Misner	39.0	0	0	Drew Waters	46.0	1	0	Kameron Misner	47.0	0	1
Nick Loftin	26.0	0	1					John Rave	43.1	0	0
Michael Massey	9.0	0	0								
Drew Waters	8.0	0	0								

SHORTSTOP				SECOND BASE			
	INN	E	DP		INN	E	DP
Kevin Newman	118.0	0	8	Peyton Wilson	58.1	0	2
Connor Kaiser	85.1	0	9	Josh Rojas	57.0	2	10
Tyler Tolbert	13.0	0	0	Kevin Newman	33.0	0	2
				Abraham Toro	26.0	1	3
				Nick Loftin	18.0	0	1
				Michael Massey	16.0	0	2
				Tyler Tolbert	8.0	1	0

THIRD BASE				CATCHER				FIRST BASE			
	INN	E	DP		INN	E	PB		INN	E	DP
Josh Rojas	104.1	1	2	Luca Tresh	115.0	2	2	Abraham Toro	107.0	1	12
Brandon Drury	26.0	0	3	Elias Díaz	67.0	2	1	Brandon Drury	61.1	0	7
Abraham Toro	26.0	0	1	Luke Maile	24.0	0	1	Gavin Cross	32.0	0	4
Peyton Wilson	25.0	0	0	Elih Marrero	10.1	0	0	Nick Loftin	16.0	0	4
Kevin Newman	14.0	0	2								
Nick Loftin	9.0	0	0								
Tyler Tolbert	9.0	0	0								
Connor Kaiser	3.0	0	0								

OUTFIELD ASSIST LOG (4)

#	OUTFIELDER	POS.	ARM (MPH)	GAME	INN.	BASE	PITCHER	BATTER	RUNNER OUT	PLAY
1.	Nick Loftin (1)	LF	70.0	4/11 @ Iowa	▼ 8	2nd	Brandon Johnson	James Triantos	James Triantos	Triantos singles, out at 2nd (7-4)
2.	Kameron Misner (1)	RF	81.9	4/16 vs. Indianapolis	▲ 6	1st	Helcris Olivárez	Alika Williams	Tyler Callihan	Williams lines into a double play, Callihan out at 1st (9-3)
3.	Gavin Cross (1)	RF	42.4	4/17 vs. Indianapolis	▲ 8	2nd/3rd	Mason Black	Esmerlyn Valdez	R. Simon/A. Williams	Valdez flies into a double play, Simon out at 2nd, Williams out at 3rd (9-6-5)
4.	Gavin Cross (2)	LF	-	4/22 @ Toledo	▼ 3	3rd	Aaron Sanchez	Jace Jung	Max Clark	Jung flies into a force out, Clark out at 3rd (7-6-4)



























STORM CHASERS POSITION PRODUCTION

	AVG	AB	H	TB	2B	3B	HR	RBI	BB	SO	OBP	SLG	OPS
C	.232	95	22	29	4	0	1	6	7	26	.305	.305	.610
1B	.156	90	14	22	3	1	1	7	8	29	.224	.244	.468
2B	.305	95	29	41	6	0	2	9	12	21	.394	.432	.826
3B	.216	88	19	32	6	2	1	12	10	28	.307	.364	.671
SS	.231	78	18	21	3	0	0	6	13	20	.347	.269	.616
LF	.231	91	21	41	2	0	6	18	14	25	.345	.451	.796
CF	.311	90	28	49	7	1	4	22	18	24	.422	.544	.966
RF	.185	92	17	30	2	1	3	13	10	30	.269	.326	.595
DH	.223	94	21	33	6	0	2	9	6	32	.270	.351	.621
























STORM CHASERS BATTING ORDER PRODUCTION

	AVG	AB	H	TB	2B	3B	HR	RBI	BB	SO	OBP	SLG	OPS
1ST	.277	94	26	45	5	1	4	12	20	23	.400	.479	.879
2ND	.208	101	21	26	3	1	0	6	11	28	.302	.257	.559
3RD	.289	90	26	48	4	0	6	21	18	23	.404	.533	.937
4TH	.250	100	25	39	6	1	2	16	4	28	.290	.390	.680
5TH	.264	87	23	40	6	1	3	16	12	23	.363	.460	.823
6TH	.216	97	21	29	2	0	2	8	5	30	.255	.299	.554
7TH	.146	89	13	21	3	1	1	6	6	36	.232	.236	.468
8TH	.202	84	17	25	5	0	1	11	9	29	.280	.298	.578
9TH	.230	74	17	25	5	0	1	6	13	16	.352	.338	.690

HITTING

SERIES	OPPONENT	DATES	AVG	G	AB	R	H	TB	2B	3B	HR	RBI	BB	IBB	SO	SB	CS	OBP	SLG	OPS	PA	SAC	SF	HBP	GIDP
Series 1 (L)	 @ Louisville	3/27 - 3/29	.222	3	108	10	24	32	5	0	1	10	11	0	46	4	0	.294	.296	.590	119	0	0	0	1
Series 2 (W)	 BUFFALO	3/31 - 4/5	.263	6	175	26	46	67	13	1	2	25	20	0	45	5	2	.337	.383	.720	199	0	3	1	2
Series 3 (W)	 @ Iowa	4/7 - 4/12	.262	5	164	27	43	66	9	1	4	27	22	0	38	9	0	.354	.402	.756	193	1	3	3	3
Series 4 (W)	 INDIANAPOLIS	4/14 - 4/19	.231	6	186	28	43	71	6	2	6	24	22	0	51	6	0	.333	.382	.715	218	1	1	7	4
Series 5 (L)	 @ Toledo	4/21 - 4/26	.180	6	183	17	33	62	6	1	7	16	23	0	56	8	3	.279	.339	.618	208	0	0	2	0
Series 6	 LOUISVILLE	4/28 - 5/3																							
Series 7	 @ Indianapolis	5/5 - 5/10																							
Series 8	 TOLEDO	5/12 - 5/17																							
Series 9	 @ St. Paul	5/19 - 5/24																							
Series 10	 MEMPHIS	5/26 - 5/31																							
Series 11	 @ Columbus	6/2 - 6/7																							
Series 12	 LAS VEGAS	6/9 - 6/14																							
Series 13	 @ St. Paul	6/16 - 6/21																							
Series 14	 COLUMBUS	6/23 - 6/28																							
Series 15	 INDIANAPOLIS	6/30 - 7/5																							
Series 16	 @ Louisville	7/7 - 7/12																							
Series 17	 LEHIGH VALLEY	7/17 - 7/19																							
Series 18	 @ Salt Lake	7/21 - 7/26																							
Series 19	 ST. PAUL	7/28 - 8/2																							
Series 20	 @ Toledo	8/4 - 8/9																							
Series 21	 @ Columbus	8/11 - 8/16																							
Series 22	 ROCHESTER	8/18 - 8/23																							
Series 23	 @ Iowa	8/25 - 8/30																							
Series 24	 ST. PAUL	9/1 - 9/6																							
Series 25	 @ Indianapolis	9/8 - 9/13																							
Series 26	 IOWA	9/15 - 9/20																							

PITCHING

SERIES	OPPONENT	DATES	W	L	ERA	G	GS	CG	SHO	GF	HLD	SV	SVO	IP	H	R	ER	HR	HB	BB	IBB	SO	AVG	WP	BK	GIDP
Series 1 (L)	 @ Louisville	3/27 - 3/29	0	3	6.04	3	3	0	0	3	0	0	1	25.1	31	18	17	2	4	17	1	31	.301	6	0	1
Series 2 (W)	 BUFFALO	3/31 - 4/5	4	2	4.86	6	6	0	1	6	4	4	4	50.0	45	28	27	6	2	33	0	39	.242	2	1	8
Series 3 (W)	 @ Iowa	4/7 - 4/12	3	2	5.49	5	5	0	0	5	0	1	1	41.0	35	25	25	5	3	19	0	45	.236	5	0	4
Series 4 (W)	 INDIANAPOLIS	4/14 - 4/19	4	2	5.50	6	6	0	0	6	3	3	4	54.0	52	33	33	5	1	46	0	48	.261	6	1	11
Series 5 (L)	 @ Toledo	4/21 - 4/26	1	5	4.50	6	6	0	0	6	0	0	1	46.0	43	27	23	10	5	25	1	54	.240	0	1	2
Series 6	 LOUISVILLE	4/28 - 5/3																								
Series 7	 @ Indianapolis	5/5 - 5/10																								
Series 8	 TOLEDO	5/12 - 5/17																								
Series 9	 @ St. Paul	5/19 - 5/24																								
Series 10	 MEMPHIS	5/26 - 5/31																								
Series 11	 @ Columbus	6/2 - 6/7																								
Series 12	 LAS VEGAS	6/9 - 6/14																								
Series 13	 @ St. Paul	6/16 - 6/21																								
Series 14	 COLUMBUS	6/23 - 6/28																								
Series 15	 INDIANAPOLIS	6/30 - 7/5																								
Series 16	 @ Louisville	7/7 - 7/12																								
Series 17	 LEHIGH VALLEY	7/17 - 7/19																								
Series 18	 @ Salt Lake	7/21 - 7/26																								
Series 19	 ST. PAUL	7/28 - 8/2																								
Series 20	 @ Toledo	8/4 - 8/9																								
Series 21	 @ Columbus	8/11 - 8/16																								
Series 22	 ROCHESTER	8/18 - 8/23																								
Series 23	 @ Iowa	8/25 - 8/30																								
Series 24	ST. PAUL	9/1 - 9/6																								
Series 25	@ Indianapolis	9/8 - 9/13																								
Series 26	IOWA	9/15 - 9/20																								

SERIES WINS: 3 (2 at Home, 1 on Road)

SERIES LOSSES: 2 (0 at Home, 2 on Road)

SERIES SPLITS: 0 (0 at Home, 0 on Road)

#	PITCHERS (22)	ACTIVE DATES	CURRENT TEAM (IF NOT OMAHA)
58	Luinder Avila	3/27-4/2 , 4/9-	
36	Ryan Bergert	3/27-4/9	Omaha Storm Chasers 7-day Injured List
37	Mason Black	3/27-4/18	KANSAS CITY ROYALS
55	Ethan Bosacker	4/2-	
63	Eric Cerantola	3/27-	
64	Steven Cruz	3/27-3/31 , 4/9-	
33	Jose Cuas	3/27-	
44	Bailey Falter	4/15-	
54	Anthony Gose	4/28-	
61	Brandon Johnson	3/27-4/20	Northwest Arkansas Naturals (Royals Double-A)
56	Stephen Kolek	4/14-	
22	Ben Kudrna	3/27-4/5	Omaha Storm Chasers 7-day Injured List
40	Chazz Martinez	4/7-	
34	Eli Morgan	3/27-4/3 , 4/5-4/8 , 4/27-	KANSAS CITY ROYALS
47	Helcris Olivárez	3/27-	
32	Shane Panzini	3/27-	
57	Andrew Pérez	4/2-	
53	Ryan Ramsey	3/27-	
41	Aaron Sanchez	3/27-	
52	Ben Sears	4/10-	
45	Mitch Spence	3/27-4/8	
43	Beck Way	3/27-	
#	CATCHERS (4)	ACTIVE DATES	CURRENT TEAM (IF NOT OMAHA)
48	Elias Díaz	3/27-4/18	KANSAS CITY ROYALS
60	Luke Maile	4/21-	
17	Elih Marrero	3/27-4/1 , 4/4-4/7 , 4/14-	
11	Luca Tresh	3/27-	
#	INFIELDERS (10)	ACTIVE DATES	CURRENT TEAM (IF NOT OMAHA)
24	Brandon Drury	3/27-4/25	Omaha Storm Chasers Development List
6	Dustin Dickerson	4/28-	
16	Connor Kaiser	3/27-4/24	Omaha Storm Chasers 7-day Injured List
12	Nick Loftin	4/7-4/19	KANSAS CITY ROYALS
18	Michael Massey	3/31-4/5	KANSAS CITY ROYALS
28	Kevin Newman	3/27-	
4	Josh Rojas	3/27-	
3	Tyler Tolbert	4/19-	
21	Abraham Toro	3/27-	
1	Peyton Wilson	3/27-4/11	Omaha Storm Chasers 7-day Injured List
#	OUTFIELDERS (4)	ACTIVE DATES	CURRENT TEAM (IF NOT OMAHA)
9	Gavin Cross	3/27-	
26	Kameron Misner	3/27-	
2	John Rave	3/27-	
8	Drew Waters	3/31-	

Active Players = Bold

MLB Rehab Appearances = Red Dates

TRIPLE-A OMAHA FRANCHISE RETIRED NUMBERS

- 5** **GEORGE BRETT** – Omaha Royals Infielder (1973-1974) *Number Retired Across Royals Organization*
- 10** **DICK HOWSER** – Kansas City Royals Manager (1981-1987) *Number Retired Across Royals Organization*
- 20** **FRANK WHITE** – Omaha Royals Infielder (1973) *Number Retired Across Royals Organization*
- 23** **MIKE JIRSCHLE** – Omaha Manager (1995-1997, 2003-2013, 2023-2025)
- 27** **BRIAN POLDBERG** – Omaha Manager (2014-2021)
- 31** **JACK McKEON** – Inaugural Omaha Manager (1969-1973)
- 42** **JACKIE ROBINSON** – First Black player in MLB history *Number Retired Across Baseball*



QUICK FACTS

GENERAL INFORMATION

Location.....Papillion, Nebraska
 Founded.....2011 (1969-2010: Omaha Royals/Golden Spikes)
 ColorsRoyal Blue (PMS 288), Gold (PMS 872), Light Blue (PMS 292)
 LeagueInternational League (Since 2021)
 Ownership.....Diamond Baseball Holdings (Since 2024)
 President & General Manager.....Martie Cordaro

TEAM INFORMATION

2025 Overall Record.....62-86 (.419 / T-17th in IL)
 2025 1st Half Record31-43 (.419 / 15th in IL)
 2025 2nd Half Record.....31-43 (.419 / 17th in IL)
 Overall Franchise Record.....3,990-3,987 (.501)
 Storm Chasers Record (2011-Pres.)1,015-1,007 (.502)
 Home Record (Werner Park).....532-478 (.527)
 International League Record (2021-Pres.).....375-370 (.503)
 Franchise Playoff Record.....57-56 (.504)

STADIUM INFORMATION

FacilityWerner Park (Since November 11, 2010)
 Year Opened.....2011
 First Storm Chasers Game...April 16, 2011 vs. Nashville Sounds
 Capacity.....9,023 (6,254 Fixed Seats)
 Dimensions.....LF 310, CF 402, RF 315

PRO-NUN-SEE-AY-SHUNS

PLAYERS

11 LUCA Tresh.....*loo-cuh*
 16 Connor KAISER.....*ky-zurr*
 17 ELIH MARRERO.....*EE-lie muh-RARE-ro*
 24 Brandon DRURY.....*drur-ee*
 26 Kameron MISNER.....*MIYZ-ner*
 32 Shane PANZINI.....*pan-zee-nee*
 33 Jose CUAS.....*kwas*
 36 Ryan BERGERT.....*Bur-gurt*
 47 HELCRIS OLIVÁREZ.....*hell-crees oh-lee-vah-rez*
 54 Anthony GOSE.....*goes*
 55 Ethan BOSACKER.....*BO-sack-er*
 56 Stephen KOLEK.....*COLE-ick*
 58 LUIINDER AVILA.....*loo-ween-der AH-vee-luh*
 60 Luke MAILE.....*MAY-lee*
 63 Eric CERANTOLA.....*sair-ann-TOE-la*

COACHES

Tripp KEISTER.....*KEY-sterr*
 David LUNDQUIST.....*LUND-kwist*
 BIJAN RADEMACHER.....*bee-JAHN rah-da-MAKE-er*



SCAN FOR PRONUNCIATION AUDIO

OMAHA ALUMNI 2026 MLB DEBUTS

2026 #	PLAYER (OMA SEASONS)	MLB DEBUT / TEAM
1.	RHP Ryan Weiss (2022-23)	3/27/26 vs. LAA (1.0 IP, 1 ER, 2 K) / HOU
2.		

FIELD AND SUPPORT STAFF

Manager.....#13 Patrick Osborn (2nd Year in Omaha, 1st as Manager, 2nd with KC)
 All Time Minor League Managerial Record.....387-323 (.545)
 Pitching Coach.....Dane Johnson (7th Year in Omaha, 7th with KC)
 Asst. Pitching Coach.....Dave Lundquist (3rd Year in Omaha, 3rd with KC)
 Hitting Coach.....#14 Bijan Rademacher (4th Year in Omaha, 4th with KC)
 Assistant Coach.....#17 Tripp Keister (2nd Year in Omaha, 3rd with KC)
 Athletic Trainer.....James Stone (7th Year in Omaha, 16th with KC)
 Athletic Trainer.....Amanda Gallone (2nd Year in Omaha, 2nd with KC)
 Strength & Conditioning.....CJ Mikkelsen (3rd Year in Omaha, 7th with KC)
 Clubhouse Coordinator.....Mike Brown (20th Year in Omaha, 20th with KC)
 Asst. Video Coordinator.....Ben Nicholas (3rd Year in Omaha, 4th with KC)
 Nutrition Fellow.....Alyssa Druey (1st Year in Omaha, 1st with KC)
 Bullpen Catcher.....Josh Mazur (15th Year in Omaha, 15th with KC)

2026 UNIFORM RECORDS

STANDARD UNIFORMS (AUTHENTIC COLLECTION)

SPECIALTY/THEME UNIFORMS

 Blue Vortex (3-3) Home: 0-0 Road: 0-0	 Blue O-Bolt (4-10) Home: 0-0 Road: 4-10	 Powder SC (2-0) Home: 2-0 Road: 0-0	 Throwback (3-1) Home: 3-1 Road: 0-0	 Black O-Bolt Home: 0-0 Road: 0-0	Patriotic Home: 0-0 Road: 0-0	Runza Home: 0-0 Road: 0-0						
 Home White (3-3) Home: 3-3 Road: 0-0	 Road Grey (3-9) Home: 0-0 Road: 3-9	 Blue O-Bolt (1-1) Home: 0-0 Road: 1-1	 Powder Blue (2-0) Home: 2-0 Road: 0-0	 Throwback (3-1) Home: 3-1 Road: 0-0	 Community Home: 0-0 Road: 0-0	Patriotic Home: 0-0 Road: 0-0	Runza Home: 0-0 Road: 0-0	 Star Wars Home: 0-0 Road: 0-0	Pink Home: 0-0 Road: 0-0	 Corn Home: 0-0 Road: 0-0	Harry Potter Home: 0-0 Road: 0-0	

RECENT TRANSACTIONS

DATE	PLAYER	TRANSACTION	DATE	PLAYER	TRANSACTION
3/26	Kansas City Royals announce 2026 Breaking Roster		20.	+ RHP Ryan Bergert	Placed on the 7-day Injured List
1. 3/29	+ OF Drew Waters	Sent outright to Omaha	21.	4/10 + RHP Ben Sears	Transferred to Omaha from NW Arkansas (AA)
2. 3/31	+ INF Michael Massey	Sent to Omaha for Major League Rehab Assignment	22.	4/12 - INF Peyton Wilson	Placed on the 7-day Injured List
3. 4/1	- RHP Steven Cruz	Recalled by KANSAS CITY	23.	4/14 + C Elih Marrero	Reinstated from the Development List
4. 4/2	- C Elih Marrero	Placed on Development List	24.	+ RHP Stephen Kolek	Sent to Omaha for Major League Rehab Assignment
5.	+ LHP Andrew Pérez	Transferred to Omaha from NW Arkansas (AA)	25.	4/15 + LHP Bailey Falter	Sent to Omaha for Major League Rehab Assignment
6.	+ RHP Ethan Bosacker	Transferred to Omaha from NW Arkansas (AA)	26.	4/19 - RHP Mason Black	Recalled by KANSAS CITY
7. 4/1	- RHP Luinder Avila	Recalled by KANSAS CITY	27.	- C Elias Díaz	Selected by KANSAS CITY
8. 4/4	+ C Elih Marrero	Reinstated from Development List	28.	+ RHP Mitch Spence	Optioned to Omaha
9.	- RHP Eli Morgan	Recalled by KANSAS CITY	29.	+ INF Tyler Tolbert	Optioned to Omaha
10.	+ RHP Eli Morgan	Optioned to Omaha	30.	4/20 - INF Nick Loftin	Recalled by KANSAS CITY
11. 4/6	- INF Michael Massey	Returned to KANSAS CITY from Major League Rehab Assignment	31.	4/21 - RHP Brandon Johnson	Transferred to NW Arkansas (AA) from Omaha
12.	+ INF Nick Loftin	Optioned to Omaha	32.	- C Jorge Alfaro	Transferred to NW Arkansas (AA) from Omaha Development List
13.	- RHP Ben Kudrna	Placed on 7-Day Injured List	33.	+ C Luke Maile	Transferred to Omaha from ACL Royals (R)
14. 4/7	+ LHP Chazz Martinez	Reinstated from 7-Day Injured List	34.	4/25 - INF Connor Kaiser	Placed on the 7-day Injured List
15. 4/8	- C Elih Marrero	Placed on Development List	35.	4/26 - INF Brandon Drury	Placed on the Development List
16. 4/9	- RHP Eli Morgan	Recalled by KANSAS CITY	36.	+ RHP Eli Morgan	Optioned to Omaha
17.	- RHP Mitch Spence	Recalled by KANSAS CITY	37.	4/28 + INF Dustin Dickerson	Transferred to Omaha from NW Arkansas (AA)
18.	+ RHP Steven Cruz	Optioned to Omaha	38.	+ LHP Anthony Gose	Signed as a Minor League Free Agent and assigned to Omaha
19.	+ RHP Luinder Avila	Optioned to Omaha			

38 DIFFERENT PLAYERS HAVE APPEARED IN A GAME FOR OMAHA IN 2026: 17 HITTERS, 21 PITCHERS

2026 BREAKING ROSTER

Pitchers (15): RHP Luinder Avila, RHP Ryan Bergert, RHP Mason Black, RHP Eric Cerantola, RHP Jose Cuas, RHP Steven Cruz, RHP Brandon Johnson, RHP Ben Kudrna, RHP Eli Morgan, LHP Helcris Olivárez, RHP Shane Panzini, LHP Ryan Ramsey, RHP Aaron Sanchez, RHP Mitch Spence, RHP Beck Way

Catchers (3): Elias Díaz, Elih Marrero, Luca Tresh

Infielders (6): Brandon Drury, Connor Kaiser, Kevin Newman, Josh Rojas, Abraham Toro, Peyton Wilson

Outfielders (3): Gavin Cross, Kameron Misner, John Rave