



GAME NOTES

NORTHWEST ARKANSAS NATURALS

3000 GENE GEORGE BLVD • SPRINGDALE, AR 72762 • PH: 479.927.4900 • FAX: 479.756.8088

WWW.NWANATURALS.COM /NATURALS NWANATURALS @NWANATURALS



NORTHWEST ARKANSAS NATURALS (9-11) vs. AMARILLO SOD POODLES (11-9)

LHP Drew Parrish (1-1, 3.32 ERA) vs. RHP Justin Vernia (0-0, 12.15 ERA)

Sunday, May 1st, 2022 • 2:05 PM • Arvest Ballpark • Springdale, Arkansas

Game 21 of 138 • Home Game 12 of 69 • Home Record: 4-7 • Day Game Record: 1-3 • South Division Record: 6-5

Streak: L1 • Last 5: 2-3 • Last 10: 6-4 • Road Record: 5-4 • Night Game Record: 8-8 • North Division Record: 3-6

Listen: www.milb.com/northwest-arkansas/fans/audio-listen-live • Watch: MiLB.tv

UPCOMING GAMES & PITCHING PROBABLES

Tuesday, May 3, 2022	@ Springfield	6:35 p.m. CT	LHP Anthony Veneziano (1-3, 12.71 ERA) @ TBD
Wednesday, May 4, 2022	@ Springfield	6:35 p.m. CT	TBD @ TBD
Thursday, May 5, 2022	@ Springfield	6:35 p.m. CT	TBD @ TBD

BY THE NUMBERS

(UNDERLINE INDICATES MLB LEADER) (BOLD INDICATES DOUBLE-A LEADER) (ITALICS INDICATES DOUBLE-A WORST)

N		N		N	
.261 (5th)	AVG > .302 (1st)	5.98 (8th)	< ERA	6.75 (10th)	
126 (3rd)	R > 154 (1st)	1.57 (6th)	< WHIP	1.68 (10th)	
180 (4th)	H > 216 (1st)	.276 (7th)	< AVG	.309 (10th)	
22 (5th)	HR > 27 (2nd)	179.0 (2nd)	< IP	176.0 (15th)	
97 (6th)	< BB	81 (8th)	< H	223 (10th)	
183 (6th)	K > 162 (2nd)	127 (7th)	< R	141 (9th)	
32 (2nd)	< SB	26 (14th)	< HR	33 (10th)	
357 (4th)	OBP > .376 (1st)	87 (5th)	BB > 72 (1st)		
.422 (6th)	SLG > .491 (1st)	158 (10th)	K > 189 (3rd)		
.779 (6th)	OPS > .867 (1st)	0 (17th)	SHO - 0 (17th)		

SERIES HISTORY

NWA ALL-TIME vs. Sod Poodles.....	8-11 (.421)
NWA ALL-TIME in Springdale.....	5-7 (.417)
NWA ALL-TIME in Amarillo.....	3-4 (.429)

2022 vs. Sod Poodles.....	2-3 (.400)
2022 in Springdale.....	2-3 (.400)
2022 in Amarillo.....	

DATE	H/R	SCORE	WIN	LOSS	SAVE
4/26/22	H	L, 6-5 (11)	J. Garcia	W. Pennington	B. Rogers
4/27/22	H	W, 12-6	A. Veneziano	S. Ceconi	-
4/28/22	H	L, 9-5	K. Curtis	Z. Willeman	-
4/29/22	H	W, 8-7	W. Pennington	S. Ceconi	J. Dipoto
4/30/22	H	L, 7-6	B. Pfaadt	H. Capps	B. Workman
5/1/22	H				
6/28/22	R				
6/29/22	R				
6/30/22	R				
7/1/22	R				
7/2/22	R				
7/3/22	R				

NATURALS PR DEPARTMENT • NATURALSPR@GMAIL.COM

Dustin Dethlefs – Director, Marketing & PR – dustin@nwanaturals.com
 Nicholas Badders – Broadcaster/Media Relations/Baseball Ops – nicholas@nwanaturals.com
 Adam Annarotone – Creative Services Coordinator – adam@nwanaturals.com
 Kelsey Chanler – Marketing and Creative Services Assistant – kelsey@nwanaturals.com

HOMER HAPPY LOSS

	1	2	3	4	5	6	7	8	9	R	H	E	LO
Amarillo	1	1	0	2	1	0	2	0	0	7	10	0	5
NW Arkansas	0	3	2	0	0	0	0	0	0	5	8	0	4

Win: Brandon Pfaadt (1-1) Loss: Holden Capps (0-1) Save: Blake Workman (1)

SPRINGDALE, AR – Despite three home runs in the first three innings for the Northwest Arkansas Naturals, the Amarillo Sod Poodles stormed ahead with five unanswered runs in the middle innings, to take Saturday night's game 7-5 over the Naturals.

- The two teams combined for six home runs across the first four innings of the game, with Amarillo taking a 2-0 lead early, after homers in the first and second innings.
- In the bottom of the second, Northwest Arkansas jumped ahead with two homers of its own, a solo shot from catcher **Sebastian Rivero** and a two-run homer from second baseman **Ryan Grotjohn**, his first hit of the year to give the Naturals a 3-2 lead.
- Michael Massey** connected on his team-leading fourth home run of the year in the third inning, driving in **Maikel Garcia** to put the Naturals up 5-2 at the time.
- The Sod Poodles inched back, scoring two in the fourth to get within one, then one in the fifth to tie the game at 5-5. The score stayed tied until the seventh, when runs scored on a single and fielder's choice, moving the score to the 7-5 that held to be the final.
- Starting pitcher **Alec Marsh** went 4.0 innings, striking out seven while walking just one on four runs. **Holden Capps** took the loss, allowing three runs with four strikeouts over 3.0 innings, his longest outing of the year.
- Left-hander **Zack Phillips** finished the game on the mound for Northwest Arkansas, with 2.0 scoreless innings on just 17 pitches.

NATURALS HITTING LEADERS

GAMES.....	Garcia & Massey (19)
AT-BATS.....	Michael Massey (81)
RUNS.....	Nick Loftin (19)
HITS.....	Eaton & Massey (23)
TOTAL BASES.....	Michael Massey (42)
DOUBLES.....	Massey & Rivero (7)
TRIPLES.....	Four Tied (1)
HOME RUNS.....	Michael Massey (4)
RUNS BATTED IN.....	Michael Massey (16)
WALKS.....	T* Maikel Garcia (19)
STRIKEOUTS.....	Glendinning & Matias (23)
STOLEN BASES.....	Maikel Garcia (8)
BATTING AVERAGE.....	Nate Eaton (.333)
ON-BASE %.....	Robbie Glendinning (.446)
SLUGGING %.....	Robbie Glendinning (.549)
OPS.....	Robbie Glendinning (.995)

NATURALS PITCHING LEADERS

WINS.....	Walter Pennington (2)
LOSSES.....	T* Anthony Veneziano (3)
ERA.....	Drew Parrish (3.32)
GAMES.....	Willeman & Woods Jr. (7)
STARTS.....	Four Tied (4)
COMPLETE GAMES.....	
SHUTOUTS.....	
GAMES FINISHED.....	Zach Willeman (5)
SAVES.....	Andres Sotillet (2)
INNINGS.....	Drew Parrish (19.0)
HITS.....	Angel Zerpa (21)
RUNS.....	Phillips & Veneziano (16)
EARNED RUNS.....	Phillips & Veneziano (16)
HOME RUNS.....	T* Alec Marsh (5)
HIT BATTERS.....	Parrish & Phillips (3)
WALKS.....	Anthony Veneziano (11)
STRIKEOUTS.....	Alec Marsh (22)

* INDICATES LEAGUE LEADER // ^ INDICATES DOUBLE-A LEADER

THIS DAY IN NATURALS HISTORY

The Naturals are 5-4 all-time when playing on May 1

On May 1, 2008, the Northwest Arkansas Naturals beat the Springfield Cardinals for the second straight game, 9-6 at Hammons Field. In the seventh inning, third baseman **Mario Lissou** connected on a grand slam as part of a six-run inning, at the time giving the Naturals a 7-3 lead in the game. It was Lissou's first of two grand slams in 2008 and the Naturals' second straight game with a grand slam, just the first of two times the Naturals have hit grand slams in back-to-back games in club history.

HOME/AWAY

Home Games.....	4-7
Away Games.....	5-4

TIME OF DAY

Night Games.....	8-8
Day Games.....	1-3

MONTH

April.....	9-11
May.....	
June.....	
July.....	
August.....	
September.....	

OPPONENT

vs. Amarillo.....	2-3
vs. Arkansas.....	
vs. Corpus Christi.....	
vs. Frisco.....	4-2
vs. Midland.....	
vs. San Antonio.....	
vs. Springfield.....	1-2
vs. Tulsa.....	
vs. Wichita.....	2-4

DAY OF THE WEEK

on Monday.....	
on Tuesday.....	1-2
on Wednesday.....	3-0
on Thursday.....	0-3
on Friday.....	3-1
on Saturday.....	1-3
on Sunday.....	1-2

THIS HOMESTAND

Record.....	2-3
Team Batting Average.....	(.320)
Home Runs.....	9
Runs/Runs Per Game.....	35/7.0
Team ERA.....	6.51
Strikeouts.....	45
Saves/Opportunities.....	1/1

THIS WEEK IN NATURALS BASEBALL

MONDAY	TUESDAY	WEDNESDAY	THURSDAY	FRIDAY	SATURDAY	SUNDAY
4/25 OFF	4/26 vs. Amarillo L, 6-5 (11)	4/27 vs. Amarillo W, 12-6	4/28 vs. Amarillo L, 9-5	4/29 vs. Amarillo W, 8-7	4/30 vs. Amarillo L, 7-5	5/1 vs. Amarillo 2:05 PM



THE CHAMPS ARE HERE!

Of the 28-man roster the Naturals rolled out for the Double-A Central Championship Series in 2021, six players are on the Naturals' 2022 active roster, with a total of 9 returning players with the Naturals this season.

- Pitchers **Holden Capps**, **Yefri Del Rosario**, **Drew Parrish**, **Stephen Woods Jr.** and **Ángel Zerpa** were all a part of the championship celebration last year, as was outfielder **Seuly Matias**.
- Additionally, catcher/infielder **Gavin Stupienski** and pitcher **Alec Marsh** both played for the Naturals in 2021, as did catcher **Tyler Cropley**, who is currently on the Injured List.

FOLLOW THE LEADER

Manager Chris Widger enters his first season at the helm of the Naturals, after previous stops in *Advanced Rookie* Burlington (2019) and *High-A* Quad Cities (2021) managing Royals affiliates.

- 18 of the Naturals' 26 active players played for Widger with the Quad Cities River Bandits last season.
- 10 of the Naturals' 26 active players played under Widger with the Burlington Royals, then in Quad Cities and now in Northwest Arkansas: **Dante Biasi**, **Jonah Dipoto**, **Maikel Garcia**, **Michael Massey**, **Jake Means**, **Drew Parrish**, **Zack Phillips**, **Logan Porter**, **John Rave** and **Ángel Zerpa**.

STAR-STUDDER ROTATION

All five of the Naturals starting pitchers to open the season are consensus top prospects in the Royals' organization, with all five listed in MLB Pipeline's Top-30 rankings for Kansas City.

- LHP **Drew Parrish** started Tuesday and goes again today for the Naturals ... MLB Pipeline lists him at No. 29 in the system, while *Baseball America* had him at No. 38 in their preseason rankings.
- LHP **Anthony Veneziano** started Wednesday for the Naturals ... MLB Pipeline lists him at No. 17 in the system, while *Baseball America* has him at No. 21.
- LHP **Ángel Zerpa** started Thursday for the Naturals ... MLB Pipeline lists him at No. 13 in the system, while *Baseball America* has him at No. 20.
- RHP **Alec Marsh** started yesterday for the Naturals ... MLB Pipeline lists him at No. 12 in the system, while *Baseball America* has him at No. 11.
- LHP **Asa Lacy** has made two starts for the Naturals ... MLB Pipeline lists him No. 72 overall in baseball, No. 4 in the system and the No. 5 left-handed pitching prospect, while *Baseball America* has him at No. 4 in the Royals' minor league system, the No. 4 left-handed pitching prospect.

TOOLS TEAM

Six active Naturals players were listed in *Baseball America's* 2022 Best Tools Survey of the Kansas City Royals' organization.

- CF **Nick Loftin** is rated as having the "*Best Strike-Zone Discipline*" in the system.
- C **Sebastian Rivero** is rated as being the "*Best Defensive Catcher*" in the system.
- SS **Maikel Garcia** is rated as having the "*Best Infield Arm*" in the system.
- RF **Seuly Matias** is rated as having the "*Best Outfield Arm*" in the system.
- LHP **Asa Lacy** is rated as having the "*Best Slider*" in the system.
- LHP **Ángel Zerpa** is rated as having the "*Best Control*" in the system.

Yo, You WANNA SEE SOME REAL SPEED?

Through 20 games, the Naturals have stolen 32 bases in 37 attempts (average 1.60 steals/game) and pulled off a double steal 5 times.

- 32 steals ranks 2nd in the Texas League, while a 86.49% success rate on steals ranks 5th among teams with at least 30 successful steals.
- **Maikel Garcia's** 8 steals (in 10 attempts) ranks tied for fourth in the Texas League.

NATE IS GREAT

Utility man **Nate Eaton** is making a strong case to be the next Texas League player of the week, putting together a ridiculous seven-game stretch dating back to last week in Frisco.

- Eaton enters tonight's game on a seven-game hitting streak, the longest on the team this season ... since April 23, Eaton is 14-for-27 (.419 average) with two homers, six runs batted in, four steals and a 1.396 OPS.
- This week, Eaton is hitting .450 against Amarillo, 9-for-20 at the plate with four runs batted in, three steals and a 1.200 OPS.
- With 11 starts (97.0 innings) at third base, 3 starts (27.0 innings) in left field, 2 starts (18.0 innings) in right field and one start at shortstop (9.0 innings), the VMI product is the only Naturals player who has spent time at more than two positions in the field.

G'DAY ROBBIE!

Australian infielder **Robbie Glendinning** was a February free agent signing by the Kansas City Royals and has proven himself to be one of the best players on the 2022 Naturals.

- Entering yesterday, the native of Perth, Western Australia had reached base in all 15 games he'd played started the season, but struck out while pinch-hitting in the ninth inning to snap that streak.
- His 15-game on-base streak is the longest on the team this year and is tied for fifth-longest in the Texas League.
- Among 10 qualified Naturals hitters, Glendinning is the Naturals' team leader in on-base percentage (.446), slugging percentage (.549) and OPS (.995), while ranking tied second on the team with 13 runs batted in, tied second in runs scored (13) and tied second in walks (13)... his .446 OBP ranks sixth in the Texas League, while his .995 OPS is 10th.

GAR-SEE YA ON BASE

Shortstop **Maikel Garcia** drew 10 walks through the season's first five games, and now has 19 on the season, which is tied for the Texas League lead and tied for fourth in Double-A.

- In 91 plate appearances, the Venezuelan has reached base 38 times, for a .418 on-base percentage (19 hits + 19 walks) ... he has reached at least once in 17 of the 19 games he's appeared in this season.
- Garcia ranks among the Texas League leaders, ranking tied first walks (19) and tied for fourth in steals (8).
- Despite his on-base prowess, Garcia endured a five-game hitless streak from April 19 to 27, where he went 0-for-23 with five four walks, a span in which his batting average has dropped over 100 points, entering 4/19 batting .406, but was at .241 after April 26.
- Garcia drew at least one walk in each of the first five games he played, while walking twice or more on four occasions. He collected his first three-walk game on 4/13 in the Naturals' 8-5 win over Wichita.

NUMERICAL QUICK ROSTER

#	PLAYER	POS	B/T
1	Rave, John	OF	L/L
2	Cropley, Tyler (7-IL)	C	R/R
3	Rivero, Sebastian	C	R/R
4	Grotjohn, Ryan	INF/OF	L/R
8	Garcia, Maikel	INF	R/R
9	Means, Jake	INF	R/R
11	Porter, Logan	C	R/R
12	Bradley, Tucker	OF	L/L
13	Loftin, Nick	INF/OF	R/R
14	Capps, Holden	LHP	R/L
15	Marsh, Alec	RHP	R/R
16	Glendinning, Robbie	INF	R/R
17	Phillips, Zack	LHP	L/L
19	Eaton, Nathan	INF/OF	R/R
21	Lacy, Asa	LHP	L/L
22	Woods Jr., Stephen	RHP	R/R
25	Matias, Seuly	OF	R/R
26	Massey, Michael	INF	L/R
27	Pennington, Walter	LHP	L/L
28	Parrish, Drew	LHP	L/L
29	Willeman, Zach	RHP	R/R
32	Veneziano, Anthony	LHP	L/L
34	Cosby, Christian (7-IL)	RHP	R/R
35	Webb, Nathan (7-IL)	RHP	R/R
38	Biasi, Dante	LHP	L/L
41	Haake, Zach (7-IL)	RHP	R/R
44	Stupienski, Gavin	INF/C	L/R
45	Del Rosario, Yefri	RHP	R/R
53	Zerpa, Ángel	LHP	L/L
55	Dipoto, Jonah	RHP	R/R

ALPHABETICAL QUICK ROSTER

#	PLAYER	POS	B/T
38	Biasi, Dante	LHP	L/L
12	Bradley, Tucker	OF	L/L
14	Capps, Holden	LHP	R/L
34	Cosby, Christian (7-IL)	RHP	R/R
2	Cropley, Tyler (7-IL)	C	R/R
45	Del Rosario, Yefri	RHP	R/R
55	Dipoto, Jonah	RHP	R/R
19	Eaton, Nathan	INF/OF	R/R
8	Garcia, Maikel	INF	R/R
16	Glendinning, Robbie	INF	R/R
4	Grotjohn, Ryan	INF/OF	L/R
41	Haake, Zach (7-IL)	RHP	R/R
21	Lacy, Asa	LHP	L/L
13	Loftin, Nick	INF/OF	R/R
15	Marsh, Alec	RHP	R/R
26	Massey, Michael	INF	L/R
25	Matias, Seuly	OF	R/R
9	Means, Jake	INF	R/R
28	Parrish, Drew	LHP	L/L
27	Pennington, Walter	LHP	L/L
17	Phillips, Zack	LHP	L/L
11	Porter, Logan	C	R/R
1	Rave, John	OF	L/L
3	Rivero, Sebastian	C	R/R
44	Stupienski, Gavin	INF/C	L/R
32	Veneziano, Anthony	LHP	L/L
35	Webb, Nathann (7-IL)	RHP	R/R
29	Willeman, Zach	RHP	R/R
22	Woods Jr., Stephen	RHP	R/R
53	Zerpa, Ángel	LHP	L/L

BATTING

LEFTIES	5
RIGHTIES	9
SWITCH	0

PITCHING

LEFTIES	10
RIGHTIES	6

PRO-NUN-SEE-AY-SHUNS

2 TYLER CROPLEY (crop-lee)

4 RYAN GROTJOHN (GROET-john)

8 MAIKEL GARCIA (my-KELL gar-SEE-uh)

25 SEULY MATIAS (soo-lee mah-TEE-as)

21 ASA LACY (AY-suh)

29 ZACH WILLEMAN (will-eh-men)

32 ANTHONY VENEZIANO (va-nee-ee-ah-no)

38 DANTE BIASI (bee-AH-zee)

41 ZACH HAAKE (hockey)

45 YEFRI DEL ROSARIO (Jeffrey)

53 ANGEL ZERPA (AHN-hel SAIR-pah)

55 JONAH DIPOTO (dih-POH-to)

BENCH COACH 23: MIKE JIRSCHLE (jursh-LEE)



NATURALS HARDWARE SHELF

Players of the Month

TBD

Pitchers of the Month

TBD

Players of the Week

TBD

Pitchers of the Week

TBD

ROYALS MONTHLY AWARDS (DOUBLE-A)

	NWA Naturals Player of the Month	NWA Naturals Pitcher of the Month
APRIL		
MAY		
JUNE		
JULY		
AUGUST		

QUICK FACTS

Founded	2008
Colors	Navy Blue, Burgundy, Gold and White
League	Texas League (Since 2008)
Ownership	Rich Entertainment Group
General Manager	Justin Cole (9th Season)
Home Ballpark (Capacity)	Arvest Ballpark (7,350, 6,500 seats)
Dimensions	LF - 327 LCF - 377 CF - 400 RCF - 378 RF - 325
Wall Heights	LF-LCF : 9 feet CF : 11 feet RCF-RF : 9 feet

ROSTER BREAKDOWN

Age 20.....0	Native of Australia.....1
Age 21.....0	Native of Dominican Republic.....2
Age 22.....4	Native of United States.....24
Age 23.....6	Native of Venezuela.....3
Age 24.....7	Acquired via Free Agency12
Age 25.....4	(International).....4 (Minor League) ...5 (Undrafted).....3
Age 26.....6	Acquired via Trade2
Age 27.....2	Acquired via First Year Player Draft17
Age 28.....1	(High School).....1 (Rounds 1-5).....5
Age 29.....0	(2nd Year/College).....0 (Rounds 6-10).....5
Average Age24 Years 146 Days	(3rd Year/College).....12 (Rounds 11-20).....1
Median Age24	(4th+ Year/College).....3 (Rounds 21-40).....5

ROYALS TOP-30 PROSPECTS (RANKING ACCORDING TO MLB PIPELINE)

#	PLAYERS (POSITION)	OVERALL RANKING	BASEBALL AMERICA RANKING
4	Asa Lacy (LHP)	72nd Overall / 4th LHP	Royals 4 th / 5 th LHP
6	Nick Loftin (OF)		Royals 12 th
12	Alec Marsh (RHP)		Royals 11 th
13	Ángel Zerpa (LHP)		Royals 20 th
17	Anthony Veneziano (LHP)		Royals 21 st
21	Maikel Garcia (SS)		Royals 28 th
23	Michael Massey (2B)		Royals 15 th
29	Drew Parrish (LHP)		Royals 38 th
30	Nate Webb (RHP)		Royals 26 th
—	Zach Haake (LHP)		Royals 27 th
—	Seuly Matias (OF)		Royals 31 st
—	Nate Eaton (3B/OF)		Royals 35 th

UNIFORM RECORDS

Navy/Red	Red	White/Navy	Los Naturales	Growlin' Chickens	Fauxback
Home: 4-4 Road: 3-1	Home: 0-0 Road: 2-3	Home: 0-3 Road: 0-0	Home: 0-0 Road: 0-0	Home: 0-0 Road: 0-0	Home: 0-0 Road: 0-0
White	Grey	Navy	Los Naturales	Growlin' Chickens	Fauxback
Home: 4-3 Road: 0-0	Home: 0-0 Road: 3-3	Home: 0-4 Road: 2-1	Home: 0-0 Road: 0-0	Home: 0-0 Road: 0-0	Home: 0-0 Road: 0-0
HOME UNIFORM COMBINATIONS			ROAD UNIFORM COMBINATIONS		
Navy/Red Hat & White Jersey: 4-2			Navy/Red Hat & Navy Jersey: 0-2		
White Hat & White Jersey: 0-1			White Hat & Navy Jersey: 0-2		
Red Hat & White Jersey: 0-0			Red Hat & Navy Jersey: 0-0		
Specialty/Theme Uniforms: 0-0			Navy/Red Hat & Grey Jersey: 2-1		
			Navy/Red Hat & Navy Jersey: 1-0		
			Red Hat & Grey Jersey: 1-2		
			Red Hat & Navy Jersey: 1-1		

NATURALS IN-SEASON BIRTHDAYS

APRIL (3)

4/14 – Walter Pennington (24)
4/14 – Jake Means (26)
4/25 – Ryan Grotjohn (27)

MAY (2)

5/6 – Tucker Bradley (24)
5/14 – Alec Marsh (24)

JUNE (2)

6/2 – Asa Lacy (23)
6/10 – Stephen Woods Jr. (27)

JULY (2)

7/11 – Zack Phillips (24)
7/12 – Logan Porter (27)

AUGUST (1)

8/20 – Nathan Webb (25)

SEPTEMBER (6)

9/1 – Anthony Veneziano (25)
9/3 – Jonah Dipoto (26)
9/4 – Seuly Matias (24)
9/23 – Yefri Del Rosario (23)
9/25 – Nick Loftin (24)
9/27 – Ángel Zerpa (23)



NATURALS TRANSACTIONS

2022 BREAKING ROSTER

Pitchers (16): LHP Dante Biasi, LHP Holden Capps, RHP Christian Cosby, RHP Yefri Del Rosario, RHP Jonah Dipoto, RHP Zach Haake, LHP Asa Lacy, RHP Alec Marsh, LHP Drew Parrish, LHP Zack Phillips, RHP Andrés Sotillet, LHP Anthony Veneziano, RHP Nathan Webb, RHP Zach Willeman, RHP Stephen Woods Jr. and LHP Ángel Zerpa.

Catchers (3): Tyler Cropley, Sebastian Rivero, Logan Porter

Infielders (7): Nathan Eaton, Maikel Garcia, Robbie Glendinning, Ryan Grotjohn, Michael Massey, Jake Means, Gavin Stupienski

Outfielders (4): Tucker Bradley, Nick Loftin, Seuly Matias, John Rave

- 4/4 Kansas City Royals announce Breaking Roster
- 4/8 LHP **Holden Capps** placed on the development list
INF **Gavin Stupienski** placed on the development list
- 4/12 RHP **Nate Webb** placed on the 7-day injured list
- 4/16 LHP **Holden Capps** activated from the development list
- 4/19 C **Tyler Cropley** placed on the 7-day injured list
RHP **Christian Cosby** placed on the 7-day injured list
INF **Gavin Stupienski** activated from the development list
- 4/21 LHP **Walter Pennington** transferred to Northwest Arkansas (AA) from Quad Cities (A+)
- 4/23 RHP **Zach Haake** placed on the 7-day injured list
RHP **Patrick Halligan** transferred to Northwest Arkansas (AA) from Columbia (A)
- 4/26 RHP **Patrick Halligan** transferred to Quad Cities (A+) from Northwest Arkansas (AA)
- 4/28 RHP **Ándres Sotillet** transferred to Omaha (AAA) from Northwest Arkansas (AA)



#36 CHRIS WIDGER • MANAGER

- Chris Widger will manage the Naturals after guiding the River Bandits to a High-A Central championship in their first season as a Kansas City affiliate in 2021. In doing so, he was named the Minor League Manager of the Year by *Baseball America* following the 2021 season.
- 2022 marks Widger's seventh year in the Royals' organization, as he was slated to manage Advanced-A Wilmington in 2020 and led Burlington to the Appalachian League Championship Series in his first season as Manager in 2019. Prior to that, he was Wilmington's Bench Coach from 2016-18.
- Before joining the Royals organization, he managed the Independent League Camden Riversharks in 2015 and was their Pitching Coach from 2012-14.
- A third-round pick by Seattle in the 1992 Draft, Widger played in parts of 10 seasons in the Majors with the Mariners (1995-96, 2000), Expos (1997-2000), Yankees (2002), Cardinals (2003), White Sox (2005-06) and Orioles (2006), winning a World Series with Chicago in 2005.
- Widger and his wife, Whitlynn, reside in Pennsville, N.J., with their children: C.J., Ashlynn and Skylar.



#43 DERRICK LEWIS • PITCHING COACH

- Derrick Lewis is in his third season with the Royals' organization and second as pitching coach at Northwest Arkansas.
- He spent the previous 16 seasons in the Atlanta Braves' organization, the first 14 as a Minor League pitching coach and the last two as the Pitching Coordinator.
- Pitching coach timeline: 2004-07: GCL Braves (Gulf Coast League, RK)... 2008-10: Danville Braves (Appalachian League, RK)... 2011-13: Rome Braves (South Atlantic League, A)... 2014: Lynchburg Hillcats (Carolina League, A+)... 2015-2016: Carolina Mudcats (Carolina League, A+)... 2017: Mississippi Braves (Southern League, AA)
- He played seven seasons in the Braves' organization from 1997-2003, after being selected in the 20th round of the 1997 draft.
- Lewis and his wife, Roslyn, reside in Charlotte, North Carolina, with their daughter, Skye and Son, Lake.



#6 ABRAHAM NÚÑEZ • HITTING COACH

- Abraham Núñez enters his fourth season as Northwest Arkansas' hitting coach after serving in the same capacity with High-A Wilmington (2015-2018), Class-A Lexington (2014), Rookie Advanced Burlington (2013) and the Dominican Royals (2012).
- Núñez played for parts of 12 seasons in the Majors with the Pirates (1997-2004), Cardinals (2005), Phillies (2006-2007) and Mets (2008). A switch-hitter, he owns a career average of .242 as a utility infielder in the big leagues, primarily playing third base, but could play all four infield positions.
- His best season came in 2005 when he batted .285 in 139 games for the National League Champion St. Louis Cardinals.
- Lifetime .346 (9-for-28) hitter in the postseason, including the 2005 National League Championship Series with St. Louis when he hit .385, though did not play in the World Series.
- Born in Santo Domingo, Dominican Republic, he now resides in Hudson, Massachusetts.



#27 CHRISTIAN COLÓN • ASSISTANT HITTING COACH

- Christian Colón returns to the organization as the Naturals Assistant Hitting Coach in 2022, following a 12-year professional career.
- He was the Royals first-round pick in the 2010 MLB Draft, scored the winning run in the 2014 AL Wild Card game and had the game-winning hit in the title-clinching Game 5 of the 2015 World Series.
- After being drafted in 2010, Colón ascended to Northwest Arkansas by 2011 and between 2011, 2012 and 2014, played 202 games for the Naturals ... In 2011, Colón led the Texas League in sacrifices (21), while leading the team in at-bats (491) and hits (126). His 21 sacrifices that season are the most a Naturals player has ever recorded in a single season, while 28 overall are tied for the club record.
- During his playing career, he made stops in Miami (2017) and Cincinnati (2019-20) ... spent 2021 with the Rich Baseball-owned Buffalo Bisons (Triple-A, Toronto) before announcing his retirement.
- He also played in parts of four seasons in the Puerto Rican Winter League.
- Christian lives in Cave Springs, Ark. (15 minutes North of Arvest Ballpark) with his wife, Kayla, and three daughters, Marley, Mia and Lucy.



#23 MIKE JIRSCHLE • BENCH COACH

- Mike Jirschle enters his first season as the Bench Coach for Northwest Arkansas after spending last season in the same role for Manager Chris Widger in Quad Cities.
- He served as a Special Assistant to the General Manager in 2020 and was on the Royals coaching staff as the Third Base Coach from 2014-19 and won the World Series in 2015.
- Jirschle previously managed the Triple-A Omaha franchise for 11 seasons (2003-13), leading the team to four division titles, three-straight trips to the Pacific Coast League championship round (2011-13), two PCL titles (2011, 2013) and a Triple-A Championship in 2013.
- He earned the 2011 Mike Coolbaugh Award for outstanding baseball work ethic, knowledge of the game and skill in mentoring young players on the field.
- Prior to his 11-year stint with Omaha, he served as the Royals Minor League Infield Coordinator for four years (1998-2002), while he held managerial positions with Omaha (1995-97), Wilmington (1994), Rockford (1993) and the Gulf Coast Royals (1992).
- Jirschle was originally selected by the Texas Rangers in the fifth round of the 1977 MLB Draft and played in 999 minor league games over 13-plus seasons in the Rangers and Royals systems.



DANNY ACCOLA • CERTIFIED ATHLETIC TRAINER

- Danny Accola is entering his seventh season with the Royals organization and first as the certified athletic trainer with the Naturals, after serving in the same role with the Quad Cities in 2021.
- He was slated to serve in that role with Wilmington in 2020 and previously filled those roles with Lexington in 2019, Burlington from 2017-18 and with Surprise in 2016.
- Accola graduated from the University of Central Missouri in 2014 and previously held an athletic training internship with the Denver Broncos in 2013.




C.J. MIKKELSEN • STRENGTH & CONDITIONING COACH

- C.J. Mikkelsen will serve as the Northwest Arkansas Strength & Conditioning Coach for the second consecutive season, after being slated to fill that same role at Idaho Falls in 2020.
- He graduated in December 2019 with a master's degree in sports physiology from Texas A&M University, where he also worked as a Sports Performance Graduate Intern.
- Mikkelsen earned his bachelor's degree in exercise and wellness from Arizona State University in 2016. He resides in Desert Hills, Arizona.



DREW EPPERSON
VIDEO COORDINATOR



MITCH MEYER
VIDEO COORDINATOR



Drew Parrish - Pitching - Stat Splits - 2022 - Regular Season

Split	Team	W	L	ERA	G	GS	CG	SHO	SV	IP	H	R	ER	HR	HB	BB	IBB	SO	WHIP	AVG	AB	WP	BK	GIDP	TBF	NP-S
Home Games	NWA	0	1	2.45	2	2	0	0	0	11.0	5	3	3	1	2	1	0	9	0.55	.128	39	1	0	0	42	154 - 103
Away Games	NWA	1	0	4.50	2	2	0	0	0	8.0	5	5	4	2	1	6	0	7	1.38	.167	30	2	0	0	37	159 - 101
Day Games	NWA	0	0	0.00	1	1	0	0	0	6.0	1	0	0	0	0	0	0	6	0.17	.050	20	1	0	0	20	76 - 55
Night Games	NWA	1	1	4.85	3	3	0	0	0	13.0	9	8	7	3	3	7	0	10	1.23	.184	49	2	0	0	59	237 - 149
On Grass	NWA	1	1	3.32	4	4	0	0	0	19.0	10	8	7	3	3	7	0	16	0.89	.145	69	3	0	0	79	313 - 204
April	NWA	1	1	3.32	4	4	0	0	0	19.0	10	8	7	3	3	7	0	16	0.89	.145	69	3	0	0	79	313 - 204
On Tuesdays	NWA	0	0	0.00	1	1	0	0	0	6.0	1	0	0	0	0	0	0	6	0.17	.050	20	1	0	0	20	76 - 55
On Wednesdays	NWA	1	0	1.80	1	1	0	0	0	5.0	1	2	1	1	1	3	0	4	0.80	.059	17	1	0	0	21	86 - 57
On Thursdays	NWA	0	1	5.40	1	1	0	0	0	5.0	4	3	3	1	2	1	0	3	1.00	.211	19	0	0	0	22	78 - 48
On Fridays	NWA	0	0	9.00	1	1	0	0	0	3.0	4	3	3	1	0	3	0	3	2.33	.308	13	1	0	0	16	73 - 44
In games following a win	NWA	0	1	2.45	2	2	0	0	0	11.0	5	3	3	1	2	1	0	9	0.55	.128	39	1	0	0	42	154 - 103
In games following a loss	NWA	1	0	1.80	1	1	0	0	0	5.0	1	2	1	1	1	3	0	4	0.80	.059	17	1	0	0	21	86 - 57
Starter	NWA	1	1	3.32	4	4	0	0	0	19.0	10	8	7	3	3	7	0	16	0.89	.145	69	3	0	0	79	313 - 204

Drew Parrish - Opposing Hitting - Stat Splits - 2022 - Regular Season

Split	Team	AVG	G	AB	R	H	2B	3B	HR	RBI	BB	IBB	SO	SB	CS	OBP	SLG	OPS	HBP	SAC	SF	GIDP
vs Left	NWA	.238	4	21		5	2	0	2	4	3	0	6			.360	.619	.979	1	0	0	0
vs Right	NWA	.104	4	48		5	2	1	1	3	4	0	10			.204	.250	.454	2	0	0	0
Team is ahead	NWA	.167	2	18		3	0	0	2	3	3	0	5			.286	.500	.786	0	0	0	0
Team is behind	NWA	.118	2	17		2	1	0	1	2	2	0	2			.286	.353	.639	2	0	0	0
Score is tied	NWA	.147	4	34		5	3	1	0	2	2	0	9			.216	.294	.510	1	0	0	0
Batting First	NWA	.182	4	11		2	1	0	0	0	0	0	4			.182	.273	.455	0	0	0	0
Batting Second	NWA	.100	4	10		1	1	0	0	0	1	0	4			.182	.200	.382	0	0	0	0
Batting Third	NWA	.222	4	9		2	0	1	1	3	0	0	0			.300	.778	1.078	1	0	0	0
Batting Fourth	NWA	.222	4	9		2	1	0	1	1	0	0	4			.222	.667	.889	0	0	0	0
Batting Fifth	NWA	.125	4	8		1	1	0	0	1	0	0	2			.125	.250	.375	0	0	0	0
Batting Sixth	NWA	.143	4	7		1	0	0	0	0	1	0	0			.250	.143	.393	0	0	0	0
Batting Seventh	NWA	.167	4	6		1	0	0	1	2	1	0	1			.375	.667	1.042	1	0	0	0
Batting Eighth	NWA	.000	4	4		0	0	0	0	0	2	0	0			.429	.000	.429	1	0	0	0
Batting Ninth	NWA	.000	4	5		0	0	0	0	0	2	0	1			.286	.000	.286	0	0	0	0
Leading Off	NWA	.118	4	17		2	1	0	1	1	1	0	5			.211	.353	.564	1	0	0	0
First Inning	NWA	.133	4	15	1	2	1	1	0	1	0	0	6	0	0	.133	.333	.466	0	0	0	0
Second Inning	NWA	.200	4	15	3	3	0	0	2	3	2	0	3	0	0	.333	.600	.933	1	0	0	0
Third Inning	NWA	.278	4	18	4	5	3	0	1	3	2	0	1	0	0	.350	.611	.961	0	0	0	0
Fourth Inning	NWA	.000	3	9	0	0	0	0	0	0	2	0	1	0	0	.182	.000	.182	0	0	0	0
Fifth Inning	NWA	.000	3	9	0	0	0	0	0	0	1	0	4	1	0	.250	.000	.250	2	0	0	0
Sixth Inning	NWA	.000	1	3	0	0	0	0	0	0	0	0	1	0	0	.000	.000	.000	0	0	0	0
Bases Empty	NWA	.122	4	49		6	3	0	1	1	3	0	10			.204	.245	.449	2	0	0	0
Runner at 1st	NWA	.200	4	5		1	0	0	1	2	1	0	1			.333	.800	1.133	0	0	0	0
Runner at 2nd	NWA	.429	4	7		3	1	1	1	4	2	0	2			.556	1.286	1.842	0	0	0	0
Runner at 3rd	NWA	.000	2	4		0	0	0	0	0	1	0	2			.200	.000	.200	0	0	0	0
Runners at 1st & 2nd	NWA	.000	2	3		0	0	0	0	0	0	0	1			.000	.000	.000	0	0	0	0
Runners at 1st & 3rd	NWA	.000	1	0		0	0	0	0	0	0	0	0			1.000	.000	1.000	1	0	0	0
Bases Loaded	NWA	.000	1	1		0	0	0	0	0	0	0	0			.000	.000	.000	0	0	0	0
Runners On	NWA	.200	4	20		4	1	1	2	6	4	0	6			.360	.650	1.010	1	0	0	0
Scoring Position	NWA	.200	4	15		3	1	1	1	4	3	0	5			.368	.600	.968	1	0	0	0
No Outs	NWA	.095	4	21		2	1	0	1	1	1	0	7			.174	.286	.460	1	0	0	0
One Out	NWA	.048	4	21		1	0	1	0	1	0	0	4			.048	.143	.191	0	0	0	0
Two Outs	NWA	.259	4	27		7	3	0	2	5	6	0	5			.429	.593	1.022	2	0	0	0
Ahead in Count	NWA	.100	4	30		3	1	1	0	1	0	0	11			.100	.200	.300	0	0	0	0
Behind in Count	NWA	.286	4	14		4	1	0	2	3	7	0	2			.565	.786	1.351	2	0	0	0
0-0 Count	NWA	.200	4	10		2	1	0	1	2	0	0	0			.273	.600	.873	1	0	0	0
0-1 Count	NWA	.250	3	4		1	0	0	0	0	0	0	0			.250	.250	.500	0	0	0	0
0-2 Count	NWA	.000	3	8		0	0	0	0	0	0	0	5			.000	.000	.000	0	0	0	0
1-0 Count	NWA	.000	3	3		0	0	0	0	0	0	0	0			.250	.000	.250	1	0	0	0
1-1 Count	NWA	.250	2	4		1	1	0	0	1	0	0	0			.250	.500	.750	0	0	0	0
1-2 Count	NWA	.111	4	18		2	1	1	0	1	0	0	6			.111	.278	.389	0	0	0	0
2-0 Count	NWA	.000	2	2		0	0	0	0	0	0	0	0			.000	.000	.000	0	0	0	0
2-1 Count	NWA	.667	2	3		2	1	0	1	1	0	0	0			.667	2.000	2.667	0	0	0	0
2-2 Count	NWA	.000	4	11		0	0	0	0	0	0	0	3			.000	.000	.000	0	0	0	0
3-0 Count	NWA	.000	2	0		0	0	0	0	0	2	0	0			1.000	.000	1.000	0	0	0	0
3-1 Count	NWA	1.000	2	1		1	0	0	1	2	1	0	0			1.000	4.000	5.000	0	0	0	0
3-2 Count	NWA	.200	3	5		1	0	0	0	0	4	0	2			.600	.200	.800	1	0	0	0
Pitcher	NWA	.145	4	69		10	4	1	3	7	7	0	16			.253	.362	.615	3	0	0	0



#28 DREW PARRISH

BORN: Dec. 8, 1997 in Cape Canaveral, Florida (Age 24)**HOMETOWN:** Rockledge, Florida**HEIGHT/WEIGHT:** 5-11/195 lbs**SEASON WITH NATURALS:** 2nd Season**DRAFT:** Round 8 - 2019 (Kansas City Royals)**COLLEGE:** Florida State University (Tallahassee, Florida)**HIGH SCHOOL:** Rockledge HS (Rockledge, Florida)

SCOUTING REPORT

Ranked by Baseball America as the No. 38 Royals prospect (preseason)**Ranked by MLB Pipeline as the No. 29 Royals prospect****FASTBALL:** Sits low 90's (90-93 mph), started touching mid-90's but might dip down into high 80's.**CHANGEUP:** Above average pitch (77-81 mph), uses it to keep hitters off the fastball with good arm-side run to get swings and misses from both side of the plate, a "Bugs Bunny Changeup."**CURVEBALL:** Developing pitch with decent spin and shape, has been better as of late.

2022 SEASON

- Pitched at least 5.0 innings in each of his last three starts ... became the first Naturals starter to earn a win on 4/20 @ FRI ... leads the team in innings pitched (19.0) and has the lowest ERA among qualified pitchers (3.32).
- Retired 18 of 20 batters he faced 4/26 vs. AMA over 6.0 scoreless IP, first Naturals pitcher to throw 6.0 innings this season.
- Among qualified Texas League arms ... ranks 9th in ERA (3.32), 2nd in WHIP (0.89) and 2nd in opponents' average (.145).

CAREER NOTES

2021

- Split the season between Quad Cities (A+) and Northwest Arkansas (AA), with a break in between to pitch for Team USA at the 2021 WBSC Olympic Baseball Qualifiers.
- Broke camp in High-A with the River Bandits and did not allow a run across 15.2 innings, pitching in four games (one start), while striking out 23 (41.1 K%) and walking just three (7.67 K/BB).
- Joined the Naturals on June 6 and remained at Double-A through the end of the season ... went 5-4 across 18 games (17 starts) with a 3.36 ERA (31 ER in 83.0 IP) and 95 strikeouts.
- Named the Double-A Central Pitcher of the Month in August, pitching in 5 games (4 starts), with a 2-0 record and 1.13 ERA (3 ER in 24.0 IP) ... struck out 27 with a 0.88 WHIP (13 H, 8 BB) and .163 opponents' batting average.
- Named the league's Pitcher of the Week after his start on 8/27 against Springfield, a 7-inning complete game shutout in the first game of a doubleheader at Arvest Ballpark ... allowed two hits with no walks while striking out seven in an 8-0 win over the Cardinals.
- **Among qualified Minor League pitchers (96.0 IP), ranked 14th in WHIP, 14th in opponents' batting average (.198) and 16th in ERA (2.83).**
- Combined between High-A and Double-A, his 118 strikeouts ranks 5th among Royals Minor League pitchers, 98.2 innings pitched ranked 4th ... among Royals farmhands with at least 70.0 innings pitched, he ranked 1st in ERA (2.83) and WHIP (0.99) and 2nd in opponents' average (.194) behind Quad Cities' Will Klein (.171).
- Member of Team USA at the 2021 WBSC Olympic Baseball Qualifiers from May 30 to June 5 ... pitched in one game for the United States, helping the team qualify for the Tokyo Olympics by earning the win after pitching two scoreless innings out of the bullpen with two strikeouts on June 4 in a 10-1 victory over Canada.

2019

- Pitched in nine games (four starts) for the Burlington Royals (R), going 3-0 with a 2.52 ERA (7 ER in 25.0 IP), striking out 39 (14.04 K/9) while walking just four (9.75 K/BB) in his professional debut.
- Earned his first professional win on July 11 against the Elizabethton Twins, pitching 3.0 innings out of the bullpen with five strikeouts in a 5-0 win over the E-Twins on the road.
- Did not allow a run in five of his nine appearances, or his last 5.1 innings of the season with the B-Royals.
- Did not appear in a postseason game with Burlington, who made it to the Appalachian League finals, but lost to the Johnson City Cardinals in a best-of-three series ... went back to FSU to finish his degree in the fall semester.

COLLEGE (FLORIDA STATE, 2017-2019)

- Attended Florida State University, making two trips to the College World Series (2017, 2019) with the Seminoles.
- In 2019, went 8-5 with 112 strikeouts in 81.2 innings (21.3 K/9) across 17 outings (16 starts) as a junior and the Noles Friday night starter throughout the season ... bookended the season with a pair of memorable performances: was part of a combined no-hitter on Opening Day against Maine (2/15), pitching five scoreless innings at the start in FSU's 10th no-no in school history ... ended his career with eight scoreless innings against No. 5 Arkansas in the opening game of the College World Series, FSU's first victory in the CWS opener since 1999.

SEASON / CAREER HIGHS

SEASON	CAREER
4/26/2022 vs. Amarillo 6.0	INNINGS PITCHED 7.0, 2x Last: 8/27/2021 vs. Springfield
Last: 4/14/2022 vs. Wichita 4, 2x	HITS ALLOWED 7 9/12/2021 @ Wichita
Last: 4/14/2022 vs. Wichita 3, 2x	RUNS ALLOWED 5 6/10/2021 @ Frisco
Last: 4/14/2022 vs. Wichita 3, 2x	EARNED RUNS ALLOWED 5 6/10/2021 @ Frisco
Last: 4/20/2022 @ Frisco 1, 3x	HOME RUNS ALLOWED 2, 3x Last: 9/12/2021 @ Wichita
Last: 4/20/2022 @ Frisco 3, 2x	WALKS ALLOWED 5 8/21/2021 @ Tulsa
4/26/2022 vs. Amarillo 6	STRIKEOUTS 9, 2x Last: 7/10/2021 @ Wichita
4/14/2022 vs. Wichita 22	BATTERS FACED 24 7/10/2021 @ Wichita
4/20/2022 @ Frisco 86	NUMBER OF PITCHES 91 8/27/2021 vs. Springfield
4/20/2022 to 4/26/2022 10.0 IP	SCORELESS STREAK 22.0 IP 8/18/2019 to 6/10/2021

PARRISH 2022 RUN SUPPORT (STARTS ONLY)

RUNS SCORED	0	1	2	3	4	5	6	7	8	9	10+
Games	2	1						1			
PLAYER W-L	0-1	0-0						1-0			
Team W-L	0-2	1-0						1-0			

2022 GAME-BY-GAME (NORTHWEST ARKANSAS, AA)

DATE	OPPONENT	RES	LEFT GAME	DEC	IP	H	R	ER	HR	HB	BB	SO	BF	NP-S
4/8/22	@ Springfield	W, 11-8	End 3rd, losing 3-2	-	3.0	4	3	3	1	0	3	3	16	73-44
4/14/22	vs. Wichita	L, 7-1	End 5th, losing 3-0	L	5.0	4	3	3	1	2	1	3	22	78-48
4/20/22	@ Frisco	W, 7-2	End 5th, winning 7-2	W	5.0	1	2	1	1	1	3	4	21	86-57
4/26/22	vs. Amarillo	L, 6-5 (11)	End 6th, tied 0-0	-	6.0	1	0	0	0	0	0	6	20	76-55

PARRISH vs. AMARILLO IN 2022

W	L	ERA	G	GS	CG	SHO	GF	HLD	SV	SVO	IP	H	R	ER	HR	HB	BB	IBB	SO	AVG	WHIP
0	0	0.00	1	1	0	0	0	0	0	0	6.0	1	0	0	0	0	0	6		.050	0.17

PARRISH vs. AMARILLO HITTERS IN 2022

PLAYER	AVG	AB	H	2B	3B	HR	RBI	BB	SO	PLAYER	AVG	AB	H	2B	3B	HR	RBI	BB	SO
Barrosa, J	.000	2	0	0	0	0	0	0	0	Fletcher, D	.000	2	0	0	0	0	0	0	2
Carroll, C	.333	3	1	0	0	0	0	0	0	Forbes, T	.000	2	0	0	0	0	0	0	1
Centeno, J	.000	2	0	0	0	0	0	0	1	Stankiewicz, D	.000	2	0	0	0	0	0	0	0
Cintrón, J	.000	2	0	0	0	0	0	0	0	Yerzy, A	.000	2	0	0	0	0	0	0	0
Díaz, E	.000	3	0	0	0	0	0	0	2										

MINOR LEAGUE CAREER

SEASON	TEAM	W	L	ERA	G	GS	CG	SHO	SV	SV	IP	H	R	ER	HR	HB	BB	IBB	SO	WHIP	AVG	AB	WP	BK	GIDP	TBF	NP-S
2019	Burlington (R)	3	0	2.52	9	4	0	0	0	0	25.0	19	7	7	4	0	4	0	39	0.92	.211	90	0	0	1	95	352-249
2020											Did not play (no minor league season)																
2021	2 Teams	6	4	2.83	22	18	1	1	1	1	98.2	70	34	31	8	4	28	0	118	0.99	.198	354	5	0	6	392	1551-1037
	Quad Cities (A)	1	0	0.00	4	1	0	0	1	1	15.2	5	0	0	0	0	3	0	23	0.51	.096	52	0	0	0	56	213-145
	NW Arkansas (AA)	5	4	3.36	18	17	1	1	0	0	83.0	65	34	31	8	4	25	0	95	1.08	.215	302	5	0	6	336	1338-892
2022	NW Arkansas (AA)	1	1	3.32	4	4	0	0	0	0	19.0	10	8	7	3	3	7	0	16	0.89	.145	69	3	0	0	79	313-204
	TOTAL	10	5	2.84	35	26	1	1	1	1	142.2	99	49	45	15	7	39	0	173	0.97	.193	513	8	0	7	566	2216-1491



PLAYER

QUICK NOTES

CAREER HIGHS




14 HOLDEN CAPPS
LHP • R/L • 6'1" • 194 • 3/24/1995 (27)
2017 MLB Draft – Round 8 (U. of Central Oklahoma)
Born/Resides: Lawton, Oklahoma



- 2021: Began the season on the Naturals' 60-Day IL and split the season between the Arizona Complex League, Quad Cities (A+) and NW Arkansas ... combined between three levels, went 4-2 across 22 games (three starts) with a 5.79 ERA (24 ER in 37.1 IP) and 36 strikeouts.
- 2019: Split the season between Wilmington (A+) and NW Arkansas (AA), pitching in 39 games out of the bullpen for the Blue Rocks and Naturals with a combined 2.61 ERA (15 ER in 51.2 IP) and 55 strikeouts.

CONSECUTIVE BATTERS RETIRED: 1 (4/30/2022)

SCORELESS STREAK: 0.1 IP (4/30/2022)




17 ZACK PHILLIPS
LHP • L/L • 6'1" • 170 • 7/11/1998 (23)
2019 MLB Draft – Round 27 (Ole Miss)
Born: Sierra Vista, Arizona • Resides: Texarkana, Arkansas



- 2021: Split the season between Columbia (A) and Quad Cities (A+), combining to pitch in 25 games out of the bullpen with an 0-4 record, but three saves and a 2.06 ERA (11 ER in 48.0 IP) while walking just 13 and striking out 51 ... 16 of his 25 total appearances were scoreless.
- 2019: After being drafted, was assigned to Burlington (R) in the Appalachian League and pitched in 20 games out of the bullpen for the B-Royals, going 4-1 with two saves and a 2.15 ERA (9 ER in 37.2 IP), while striking out 29.

CONSECUTIVE BATTERS RETIRED: 2 (4/30/2022)

SCORELESS STREAK: 2.0 IP (4/30/2022)



18 ALEC MARSH
RHP • R/R • 6'3" • 220 • 5/14/1998 (23)
2019 MLB Draft – Round 2, 70th Overall (Arizona State)
Born: Waukesha, Wisc. • Resides: Milwaukee, Wisc.



- Ranked as the No. 11 prospect in the Royals' minor league system, according to *Baseball America* ... the No. 12 prospect in the Royals' organization according to MLB Pipeline.
- 2021: Broke camp with NW Arkansas (AA) and made six starts for the Naturals, before missing the rest of the year with an injury ... went 1-3 with a 4.97 ERA (14 ER in 25.1 IP) with 42 strikeouts (14.92 K/9) ... over his first 8.1 Double-A innings: 8.1 hitless and scoreless innings.

CONSECUTIVE BATTERS RETIRED: 2 (4/30/2022)

SCORELESS STREAK: 0.1 IP (4/30/2022)




21 ASA LACY
LHP • L/R • 6'4" • 215 • 6/2/1999 (22)
2020 MLB Draft – Round 1, 4th Overall (Texas A&M)
Born: Bryan, Texas • Resides: Kerrville, Texas



- Ranked as the No. 4 prospect in the Royals' minor league system, according to *Baseball America*, also BA's No. 4 left-handed pitching prospect ... the No. 72 overall prospect, No. 4 prospect in the Royals' organization and No. 5 left-handed pitching prospect according to MLB Pipeline ... listed as having the "Best Slider" among KC's prospects in the 2021 AND 2022 Best Tools survey from Baseball America.
- 2021: Spent his first professional season with Quad Cities (A+) and made 14 starts with the River Bandits, going 2-5 with a 5.19 ERA (30 ER in 52.0 IP) and 79 strikeouts, before being placed on the Injured List on 7/27 and missed the rest of the season.

CONSECUTIVE BATTERS RETIRED: 0

SCORELESS STREAK: 1.0 IP (4/12/2022)




22 STEPHEN WOODS JR.
RHP • R/R • 6'1" • 200 • 6/10/1995 (26)
Traded from Tampa Bay – 7/21/2020
Born: New Hyde Park, N.Y. • Resides: Huntington Station, N.Y.



- 2021: Spent the entire season with NW Arkansas (AA), beginning the season as a starting pitcher and finishing the year as a reliever ... in 22 games (7 starts, 15 relief appearances), went 5-7 with a 7.42 ERA (39 ER in 47.1 IP), while walking 45 and striking out 48.
- 2018-19: Missed 2018 due to injury, went 9-3 in 2019 ... selected by Kansas City with the fourth overall pick in the Rule 5 Draft (12/12/2019).
- 2016-17: Played two seasons in the Giants organization, reaching Class-A, traded to Tampa Bay December 20 in the 3B Evan Longoria deal.

CONSECUTIVE BATTERS RETIRED: 0

SCORELESS STREAK: 0.2 IP (4/29/2022)




27 WALTER PENNINGTON
LHP • L/L • 6'2" • 205 • 4/14/1998 (24)
Signed 8/19/2020 as an Undrafted League Free Agent
Born: Englewood, Colorado • Resides: Broomfield, Colorado



- 2022: Assigned to NW Arkansas on 4/21 ... Pitched 5.2 scoreless innings with nine strikeouts for Quad Cities (A+) across three relief outings.
- 2021: Pitched 22 games for Columbia (A), went 3-3 with a team-leading four saves and a 3.18 ERA (14 ER in 39.2 IP) and 37 strikeouts ... placed on the 7-day injured list on 8/14 ... assigned to the ACL Royals Blue (R) on 9/7 for rehab and finished his season with two games there.
- MISC: Graduated from the Colorado School of Mines with a mechanical engineering degree, threw 224.2 innings, but also hit .288 with a 1.142 OPS.

CONSECUTIVE BATTERS RETIRED: 0

SCORELESS STREAK: 0.2 IP (4/29/2022)




28 DREW PARRISH
LHP • L/L • 5'11" • 195 • 12/8/1997 (24)
2019 MLB Draft – Round 8 (Florida State)
Born: Cape Canaveral, Florida • Resides: Rockledge, Florida



- Ranked as the No. 38 prospect in the Royals' minor league system, according to *Baseball America* ... the No. 29 prospect in the Royals' organization according to MLB Pipeline.
- 2021: Split the season between Quad Cities (A+) and NW Arkansas (AA), with a break in between to pitch for Team USA at the 2021 WBSC Olympic Baseball Qualifiers ... named an MiLB.com Organization All-Star ... among qualified Minor League pitchers (96.0 IP), ranked 14th in WHIP, 14th in opponents' batting average (.198) and 16th in ERA (2.83) ... named August Double-A Central Pitcher of the Month.

CONSECUTIVE BATTERS RETIRED: 10 (4/26/2022)

SCORELESS STREAK: 10.0 IP (4/20/22 to 4/26/22)




29 ZACH WILLEMAN
RHP • R/R • 6'3" • 215 • 3/27/1996 (26)
Traded from Los Angeles (NL) as PTBNL – 10/20/2021
Born/Resides: Napoleon, Ohio



- 2021: Joined the Royals as the Player to be Named Later in the deal that originally sent LHP Danny Duffy from the KC to LA on 7/30 ... spent the entire 2021 season with Tulsa (AA), going 3-2 with three saves across 33 relief appearances with a 3.78 ERA (20 ER in 47.2 IP) while striking out 59 ... 28.2% K% and 11.14 K/9 both ranked 14th in the Dodgers organization among pitchers who threw at least 45.0 innings.
- 2019: Pitched in 21 games (6 starts) for Great Lakes (A) and went 4-7 with two saves and a 5.38 ERA (48 ER in 80.1 IP) and 55 strikeouts.

CONSECUTIVE BATTERS RETIRED: 0

SCORELESS STREAK: 0.0 IP




32 ANTHONY VENEZIANO
LHP • L/L • 6'6" • 200 • 9/1/1997 (24)
2019 MLB Draft – Round 10 (Coral Gables)
Born/Resides: Hackettstown, New Jersey



- Ranked as the No. 21 prospect in the Royals' minor league system, according to *Baseball America* ... the No. 17 prospect in the Royals' organization according to MLB Pipeline.
- 2021: Named Quad Cities (A+) Pitcher of the Year ... across 22 starts, went 6-4 with a 3.75 ERA (39 ER in 93.2 IP), while striking out an organization-best 127 and walking just 37 ... named the High-A Central Pitcher of the Year and All-Star left-handed starting pitcher.

CONSECUTIVE BATTERS RETIRED: 4 (4/27/2022)

SCORELESS STREAK: 1.1 IP (4/27/2022)




38 DANTE BIASI
LHP • L/L • 6'0" • 200 • 12/22/1996 (25)
2019 MLB Draft – Round 6 (Penn State)
Born: Wilkes Barre, Penn. • Resides: Hazleton, Penn.



- 2021: Spent the entire season with Quad Cities (A+), going 5-2 with two saves across 24 games (six starts) with a 3.77 ERA (30 ER in 71.2 IP) and 84 strikeouts ... first 16 appearances of the year all came in relief, six of his last eight were starts, including four straight to end the year.
- 2019: Pitched in seven games for Burlington (R), going 1-0 with a 2.50 ERA (5 ER in 18.0 IP) and 24 strikeouts to just three walks.
- COLLEGE: Across 28 games (27 starts) at Penn State, went 6-12 with a 3.76 ERA (57 ER in 136.1 IP) while striking out 153 and walking just 69.

CONSECUTIVE BATTERS RETIRED: 0

SCORELESS STREAK: 0.0 IP




45 YEERI DEL ROSARIO
RHP • R/R • 6'2" • 180 • 9/23/1999 (22)
Signed 12/5/2017 as a Minor League Free Agent
Born/Resides: Miches, Dominican Republic



- 2021: Spent the entire season with Northwest Arkansas, pitching in 26 games (11 starts) and going 2-4 with a 5.99 ERA (47 ER in 70.2 IP) ... ranked third on the Naturals pitching staff in strikeouts (78) and innings pitched (70.2) and fifth in both games pitched and games started.
- 2019: Did not pitch due to injury ... had a nerve issue in his right bicep, only treatment was rest.
- 2017: Posted a 3.62 ERA in 37.1 IP between the DSL & GCL Braves ... granted free agency on 11/21/2017 after MLB investigation into the Braves.

CONSECUTIVE BATTERS RETIRED: 1 (4/28/2022)

SCORELESS STREAK: 2.0 IP (4/28/2022)




53 ÁNGEL ZERPA
LHP • L/L • 6'0" • 220 • 9/27/1999 (22)
Signed 6/26/2016 as an International Free Agent
Born: Valle De La Pascua, Venez. • Resides: Anaco, Venez.



- Ranked as the No. 20 prospect in the Royals' minor league system, according to *Baseball America* ... the No. 13 prospect in the Royals' organization according to MLB Pipeline ... listed as having the "Best Control" among Royals' pitching prospects in the 2022 Best Tools survey from BA.
- 2021: Began the season in Quad Cities (A+) and after stops with NW Arkansas (AA) and Omaha (AAA), made his Major League debut on Sept. 30 vs. Cleveland, pitching 5.0 innings and allowing two runs with four strikeouts ... 108 strikeouts between the three MiLB levels ranked 8th among Royals minor pitchers, as did 88.1 innings pitched.

CONSECUTIVE BATTERS RETIRED: 2 (4/28/2022)

SCORELESS STREAK: 0.2 IP (4/28/2022)



55 JONAH DIPOTO
RHP • R/R • 6'1" • 225 • 9/3/1996 (25)
2019 MLB Draft – Round 35 (University of San Diego)
Born: Queens, New York • Resides: San Diego, California



- 2022: Pitched a scoreless Cactus League inning with a strikeout on 3/29 against his dad's Seattle Mariners.
- 2021: Pitched 22 games for Quad Cities, went 1-0 with eight saves (in 10 chances) and a 3.19 ERA (11 ER in 31.0 IP) and 39 strikeouts ... eight saves ranked tied second in the Royals' system ... 15 of his 22 outings were scoreless, only allowing more than one run three times.
- MISC: Full name is Jonah Seaver Dipoto, after Tom Seaver ... father Jerry Dipoto is currently the General Manager of the Seattle Mariners.

CONSECUTIVE BATTERS RETIRED: 1 (4/29/2022)

SCORELESS STREAK: 0.1 (4/29/2022)

IP	5.0	(5x) Last: 9/3/17 vs. Orem
K	7	(2x) Last: 7/1/18 vs. Asheville
BB	3	7/25/17 @ Missoula
H	8	(3x) Last: 9/3/17 vs. Orem
R	7	9/9/17 @ Ogden
NP	95	8/28/17 @ Ogden
IP	4.0	(3x) Last: 4/21/22 @ Frisco
K	6	7/13/21 @ Myrtle Beach
BB	4	4/9/22 @ Springfield
H	6	(2x) Last: 9/18/21 vs. South Bend
R	8	4/9/22 @ Springfield
NP	60	4/9/22 @ Springfield
IP	6.0	5/14/21 vs. Tulsa
K	11	5/14/21 vs. Tulsa
BB	4	5/28/21 vs. San Antonio
H	9	5/21/21 @ Springfield
R	4	(5x) Last: 4/30/22 vs. Amarillo
NP	85	5/8/21 @ Arkansas
IP	6.0	7/3/21 vs. Cedar Rapids
K	9	(3) Last: 7/3/21 vs. Cedar Rapids
BB	6	5/12/21 @ Cedar Rapids
H	6	6/22/21 @ Beloit
R	5	5/30/21 @ Dayton
NP	84	4/17/22 vs. Wichita
IP	7.0	(2x) Last: 6/18/17 vs. Asheville
K	10	5/21/17 @ Charleston
BB	5	(6x) Last: 6/30/21 @ Springfield
H	10	6/18/21 @ San Antonio
R	7	6/18/21 @ San Antonio
NP	96	6/12/17 vs. Greenville
IP	3.1	7/16/21 @ Myrtle Beach
K	5	(2x) Last: 4/15/22 vs. Cedar Rapids
BB	4	7/28/21 @ Charleston
H	5	7/11/21 vs. Charleston
R	5	(2x) Last: 4/26/22 vs. Amarillo
NP	51	6/24/21 vs. Myrtle Beach
IP	7.0	(2x) Last: 8/27/21 vs. Springfield
K	9	(2x) Last: 7/10/21 @ Wichita
BB	5	8/21/21 @ Tulsa
H	7	9/12/21 @ Wichita
R	5	6/10/21 @ Frisco
NP	91	8/27/21 vs. Springfield
IP	6.0	8/31/19 @ Lake County
K	7	(2x) Last: 7/3/19 vs. Lansing
BB	5	7/14/19 @ Peoria
H	11	5/19/19 @ West Michigan
R	8	5/19/19 @ West Michigan
NP	89	8/15/19 @ West Michigan
IP	6.0	(2x) Last: 7/30/21 vs. South Bend
K	10	7/30/21 vs. South Bend
BB	5	4/9/22 @ Springfield
H	12	7/29/19 vs. Missoula
R	9	7/29/19 vs. Missoula
NP	86	7/30/21 vs. South Bend
IP	5.0	6/5/21 vs. Beloit
K	7	(3x) Last: 8/26/21 vs. Wisconsin
BB	5	6/29/21 vs. Cedar Rapids
H	6	4/29/22 vs. Amarillo
R	5	(2x) Last: 5/30/21 @ Dayton
NP	75	8/26/21 vs. Wisconsin
IP	7.0	8/30/18 vs. Augusta
K	9	8/30/18 vs. Augusta
BB	5	(2x) Last: 8/1/21 vs. Wichita
H	8	6/22/18 vs. Charleston
R	8	6/22/18 vs. Charleston
NP	95	6/22/18 vs. Asheville
IP	6.0	(6x) Last: 7/21/21 @ Tulsa
K	10	7/20/17 @ DSL Astros Blue
BB	4	(2x) Last: 8/18/18 @ AZL Mariners
H	11	(2x) Last: 7/26/19 @ Princeton
R	9	7/26/19 @ Princeton
NP	88	5/11/21 vs. Cedar Rapids
IP	3.0	(4x) Last: 5/16/21 vs. Cedar Rapids
K	6	5/16/21 vs. Cedar Rapids
BB	4	(2x) Last: 4/8/22 @ Springfield
H	4	6/25/19 @ AZL Padres 1
R	3	(4x) Last: 7/30/21 vs. South Bend
NP	44	(2x) Last: 5/16/21 vs. Cedar Rapids

NATURALS RELIEVERS			ENTRANCE SITUATION			INNING ENTERING THE GAME										INHERITED RUNNERS			1-2-3 INNINGS			
PITCHER	LAST APPEARANCE		LEAD	TRAIL	TIED	1	2	3	4	5	6	7	8	9	10+	BR	INHER.	BR SCORE	% SCORE	TOTAL	POSSIBLE	% 1-2-3
38	Biasi, Dante	SUN 4/17 vs. Wichita (3.1 IP)	1	1	-	-	-	-	-	1	1	-	-	-	-	1	0	0.0%		2	6	33.3%
14	Capps, Holden	SAT 4/30 vs. Amarillo (3.0 IP)	3	1	-	-	-	-	-	2	1	-	-	1	-	1	0	0.0%		1	7	14.3%
	Cosby, Christian	TUE 4/13 vs. Wichita (2.1 IP)	-	1	1	-	-	-	1	1	-	-	-	-	-	3	2	66.7%		1	4	25.0%
45	Del Rosario, Yefri	THU 4/28 vs. Amarillo (3.0 IP)	2	3	-	-	-	1	2	-	2	-	-	-	-	3	3	100.0%		2	14	14.3%
55	Dipoto, Jonah	FRI 4/29 vs. Amarillo (1.1 IP)	3	3	-	-	-	-	-	-	1	3	2	-	-	5	1	20.0%		3	7	42.9%
	Haake, Zach	TUE 4/19 @ Frisco (2.2 IP)	1	2	-	-	-	1	-	1	1	-	-	-	-	3	3	100.0%		2	7	28.6%
27	Pennington, Walter	FRI 4/29 vs. Amarillo (2.1 IP)	1	-	2	-	-	-	1	1	-	-	-	-	1	2	0	0.0%		0	5	0.0%
17	Phillips, Zack	SAT 4/30 vs. Amarillo (2.0 IP)	1	4	-	1	-	1	-	-	1	1	1	-	-	4	0	0.0%		3	11	27.3%
	Sotillet, Andres	SUN 4/24 @ Frisco (1.0 IP)	4	-	1	-	-	-	-	-	-	-	1	3	1	-	3	0	0.0%		3	8
29	Willeman, Zach	THU 4/28 vs. Amarillo (0.2 IP)	3	2	2	-	-	-	-	-	-	-	2	4	1	-	-	-		2	9	22.2%
22	Woods Jr., Stephen	FRI 4/29 vs. Amarillo (1.2 IP)	3	3	1	-	-	-	-	-	1	5	-	1	-	2	0	0.0%		1	9	11.1%
			22	20	7	1	0	3	4	6	8	10	8	7	2	27	9	33.3%		20	87	23.0%

STARTING PITCHER SPLITS						1ST PITCH STRIKES			1-2-3 INNINGS			NATURALS STARTERS VS. RELIEVERS		
PITCHER	GS	W-L	TEAM W-L	R SUPPORT	SUPPORT/START	FPS	TBF	% FPS	TOTAL	POSSIBLE	% 1-2-3	STARTERS	RELIEVERS	
28 Parrish, Drew	4	1-1	2-2	9	2.25	50	79	63.3%	9	19	47.4%	3-7	W-L	6-4
32 Veneziano, Anthony	4	1-3	1-3	10	2.50	24	65	36.9%	2	10	20.0%	5.79	ERA	6.14
53 Zerpa, Angel	4	1-1	1-3	21	5.25	37	59	62.7%	3	16	18.8%	79.1	INNINGS	99.2
18 Marsh, Alec	4	0-1	2-2	9	2.25	48	68	70.6%	3	15	20.0%	81 (15)	HITS (HR)	113 (10)
38 Biasi, Dante	2	0-0	2-0	11	5.50	12	36	33.3%	0	7	0.0%	53 (51)	R (ER)	74 (68)
21 Lacy, Asa	2	0-1	1-1	9	4.50	23	43	53.5%	3	11	27.3%	39	BB	48
	20			69	3.45	194	350	55.4%	20	76	26.3%	78	K	80
												1.51	WHIP	1.62
												.260	AVG	.290

NATURALS PITCHER PICKOFF LOG (2)						
	DATE	INNING	PITCHER	RUNNER	BASE	OUT #
1	4/16 vs. Wichita	▲ 3	Angel Zerpa (1)	Kevin Merrell	1st	1
2	4/28 vs. Amarillo	▲ 3	Angel Zerpa (2)	Blaze Alexander	2nd	1

AUTOMATIC BALLS CALLED ON NATURALS PITCHERS (5)					
DATE	INNING	UMPIRE	PITCHER	COUNT AT CALL	BATTER RESULT (COUNT)
4/19/2022 @ Frisco	▼ 2	Jake Bruner	Alec Marsh	0-0	Strikeout (1-2)
4/19/2022 @ Frisco	▼ 8	Jake Bruner	Stephen Woods Jr.	3-1	Walk (3-1)
4/21/2022 @ Frisco	▼ 3	Benjamin Engstrand	Anthony Veneziano	1-2	Walk (3-2)
4/26/2022 vs. Amarillo	▼ 3	Tanner Dobson	Drew Parrish	0-0	Popout (1-2)
4/30/2022 vs. Amarillo	▼ 3	Harrison Silverman	Alec Marsh	1-1	Strikeout (3-2)



PLAYER

QUICK NOTES

CAREER HIGHS




1 JOHN RAVE

OUTFIELDER • L/R • 6'0" • 185 • 12/30/1997 (24)
2019 MLB Draft — Round 5 (Illinois State)
Born: Canton, Illinois • Resides: Bloomington, Illinois



2 TYLER CROPLEY

CATCHER • R/R • 5'11" • 185 • 12/10/1995 (26)
Signed 10/8/2020 as a Minor League Free Agent
Born: Sioux City, Iowa • Resides: Cedar Rapids, Iowa



3 SEBASTIAN RIVERO

CATCHER • R/R • 6'1" • 215 • 12/10/1995 (27)
Signed 7/12/2015 as an International Free Agent
Born: Maracay, Venezuela • Resides: Mariara, Venezuela



4 RYAN GROTJOHN

INF/OF • L/R • 6'2" • 175 • 4/25/1995 (26)
Signed 1/27/2022 as a Minor League Free Agent
Born: Bakersfield, California • Resides: Scottsdale, Arizona



8 MAIKEL GARCIA

INFIELDER • R/R • 6'0" • 145 • 3/3/2000 (22)
Signed 7/27/2016 as an International Free Agent
Born/Resides: La Sabana, Venezuela



9 JAKE MEANS

INFIELDER • R/R • 6'2" • 215 • 4/14/1996 (26)
2019 MLB Draft — Round 22 (Indiana State)
Born/Resides: Olathe, Kansas



11 LOGAN PORTER

CATCHER • R/R • 6'0" • 200 • 7/12/1995 (26)
Signed 6/21/2018 as a Non-Drafted Free Agent
Born: Phoenix, Arizona • Resides: Surprise, Arizona



12 TUCKER BRADLEY

OUTFIELDER • L/L • 6'3" • 206 • 5/6/1998 (23)
Signed 6/23/2020 as a Non-Drafted Free Agent
Born/Resides: Chickamauga, Georgia



13 NICK LOFTIN

OUTFIELDER • R/R • 6'1" • 180 • 9/25/1998 (23)
2020 MLB Draft — CBA Round (32nd Overall)
Born/Resides: Corpus Christi, Texas



16 ROBBIE GLENDINNING

INFIELDER • R/R • 6'2" • 198 • 10/6/1995 (26)
Signed 2/22/2022 as a Minor League Free Agent
Born: Perth, Western Australia • Resides: Columbia, MO



19 NATE EATON

INF/OF • R/R • 5'11" • 185 • 12/22/1996 (25)
2018 MLB Draft — Round 21 (Virginia Military Institute)
Born/Resides: Chester, Virginia



25 SEULY MATIAS

OUTFIELDER • R/R • 6'3" • 225 • 9/4/1998 (23)
Signed 7/4/2015 as an International Free Agent
Born/Resides: La Isabela, Dominican Republic



26 MICHAEL MASSEY

INFIELDER • L/R • 6'0" • 190 • 3/22/1998 (24)
2019 MLB Draft — Round 4 (University of Illinois)
Born: Palos Park, Illinois • Resides: Champaign, Illinois



44 GAVIN STUPIENSKI

INFIELDER • R/R • 6'1" • 220 • 3/12/1994 (28)
Signed 5/5/2021 as a Minor League Free Agent
Born: Princeton, N.J. • Resides: Wilmington, N.C.

- **2021:** Named an MiLB.com Organization All-Star in the outfield for Kansas City ... spent the season with Quad Cities (A+), playing in 77 games and hit .252/.352/.453 (70-for-278) ... hit 14 homers and stole 13 bases, making him one of five 13-13 players in the system in 2021.
- **2019:** Assigned to Burlington (R) after being drafted and played 15 games in the Appalachian League before being promoted to Lexington (A) on 7/7, where he finished the season ... combined to slash .234/.326/.320 (54-for-231) across the two levels with 13 XBH and 16 RBI.
- **COLLEGE:** Attended the Illinois State University, where he was a three-year starting center fielder for the Redbirds and played 170 games.

HIT STREAK:

ON-BASE BASE STREAK:

- **2021:** Spent the entire season with Northwest Arkansas (AA) ... across 26 games (19 starts), slashed .194/.325/.313 (13-for-67) with two home runs and six runs batted in ... 6 of his 13 hits came in the month of July, where he hit .261 (6-for-23) in 10 games, with a double and three walks ... caught 5 of 12 would-be base stealers (42.0% CS).
- **2019:** Limited to 41 games with the Hagerstown Suns (A) and spent time on the injured list, hit .187 /.294/.276 (23-for-123).
- **COLLEGE:** Played 2015 and 2016 at Iowa Western CC before transferring to the University of Iowa for 2017 and 2018.

HIT STREAK:

ON-BASE BASE STREAK:

- **2021:** Split the season between Omaha (AAA) and Kansas City, appearing in 17 games (9 starts) for the Royals in his first Major League season and slashed .175/.250/.225 (7-for-40) ... made his Major League debut on 5/8 against the White Sox as the starting catcher ... appeared in 42 games with the Storm Chasers and slashed .260/.319/.380 (39-for-150) and threw out 10 of 34 would-be base stealers (29%).
- **2019:** Played most of the year with Wilmington (A+) but played three games for Omaha (AAA) ... made his Triple-A debut on 5/27, going 3-for-8 (.375) with three runs scored in three games before returning to the Blue Rocks on 5/31.

HIT STREAK:

ON-BASE BASE STREAK: 7 Games (4/20 to 4/30) .323 (10-for-31), 1 HBP

- **2021:** Released by the Arizona Diamondbacks on 1/8, spent the season in the American Association with the Kansas City Monarchs and was named the American Association All-Star at second base, slashing .329/.436/.523 (109-for-339) with 10 home runs and 60 runs batted in for the league champions ... led the team in OBP and ranked second on the team in batting average, walks (55) and steals (12).
- **2017-2019:** Spent three seasons in the Diamondbacks' system originally Arizona's 10th-round pick in 2017 ... reached as high as Double-A Jackson in 2018 and 2019 ... won league championships with Jackson and Visalia (A+) in 2019.

HIT STREAK:

ON-BASE BASE STREAK: 2 Games (4/27 to 4/30) .333 (1-for-3), 1 BB

- Ranked as the No. 28 prospect in the Royals' minor league system, according to *Baseball America* ... the No. 22 prospect in the Royals' system according to MLB Pipeline ... listed as having the "Best Infield Arm" among Royals' prospects in *Baseball America's* 2022 Best Tools survey.
- **2021:** Split his season between Columbia (A), and Quad Cities (A+) and slashed a combined .291/.380/.405 (120-for-480) between the two levels ... ranked third in the Royals' minor league system in batting average (.291) among qualified hitters and sixth in BABIP (.341) ... was fifth in the organization in hits (120), tied for fourth in steals (35) ... added to Kansas City's 40-man roster on November 19, 2021.

HIT STREAK: 4 Games (4/27 to 4/30) .357 (5-for-14), 2 BB

ON-BASE BASE STREAK: 3 Games (4/27 to 4/30) .357 (5-for-14), 5 BB

- **2021:** Spent the first month and a half of the season with Columbia (A) before a promotion to Quad Cities (A+) on 6/15, where he finished out the season ... combined to slash .222/.343/.429 (76-for-343) over 97 games, with 16 home runs and 52 runs batted in ... assigned to the Surprise Saguaros of the Arizona Fall League after the MLB season ... across 19 games, slashed .171/.244/.271 (12-for-70) with four doubles.
- **2019:** Assigned to Burlington (R) after being drafted and played in 60 games for the Royals, slashing .267/.410/.400 (56-for-210) with 17 extra-base hits (five home runs) and 29 runs batted in.

HIT STREAK: 2 Games (4/28 to 4/29) .375 (3-for-8), 1 BB, 1 HR

ON-BASE BASE STREAK: 2 Games (4/28 to 4/29) .375 (3-for-8)

- **2021:** Spent the season with Quad Cities (A+) and slashed .241/.368/.451 (62-for-257) in 77 games ... named a High-A Central post-season All-Star at catcher ... hit a walk-off homer in Game 4 of the High-A Central Championship Series on 9/25 to win 2-1 and force Game 5.
- **2019:** Spent the season with Burlington (R) and led the league in batting average (.352), on-base percentage (.481), slugging percentage (.648) and OPS (1.130), ranked tied for fourth in walks (31) and tied for sixth in home runs (9).

- **MISC:** Grew up down the street from Surprise Stadium, was a clubber for the AZL Royals the summer of 2011 while in high school.

HIT STREAK:

ON-BASE BASE STREAK: 9 Games (4/16 to 4/30) .286 (8-for-28), 8 BB

- **2021:** Began his professional career splitting the year between Columbia (A) and Quad Cities (A+) and combined to slash .285/.380/.427 (94-for-330) with 30 extra-base hits and 45 runs batted in ... his .380 OBP ranked fourth among qualified Royals Minor Leaguers, while a .285 average and .807 OPS ranked eighth.
- **2017-2020:** Played collegiately at the University of Georgia, where he slashed .317/.384/.412 (143-for-451) in 125 games with 14 doubles, nine home runs and 62 RBI ... lists his favorite college memory as playing at Baum-Walker Stadium his freshman season.

HIT STREAK:

ON-BASE BASE STREAK:

- Ranked as the No. 12 prospect in the Royals' minor league system, according to *Baseball America* ... the No. 6 prospect in the Royals' system according to MLB Pipeline ... listed as having the "Best Strike-Zone Discipline" among Royals' prospects in *Baseball America's* 2021 AND 2022 Best Tools surveys.
- **2021:** Spent his first professional season with Quad Cities (A+) and slashed .289/.374/.464 (103-for-356) across 90 games while being named an MiLB.com Organization All-Star at third base ... won the High-A Central batting title with a .289 average and placed fifth with a .373 OBP and .837 OPS ... hit for the cycle on 8/1, going 5-for-6 at the plate with a walk-off homer in the ninth to complete the cycle.

HIT STREAK:

ON-BASE BASE STREAK:

- **2021:** Did not play, missing the entire year after undergoing Tommy John surgery ... tore his UCL while playing catch in February 2021.
- **2017-2019:** Drafted by Pittsburgh in the 21st Round in 2017 and spent three seasons in the Pirates organization, slashing .274/.361/.417 (174-for-636) across 189 games, reaching as high as Double-A Altoona in 2019 ... named a Florida State League Mid-season All-Star in 2019.
- **2017-2021:** Played four seasons with his hometown Perth Heat in the Australian Baseball League ... named 2019 ABL Rookie of the Year.

- **COLLEGE:** Transferred to the University of Missouri in 2017 after two years at Northern Iowa Community College.

HIT STREAK:

ON-BASE BASE STREAK:

- Ranked as the No. 35 prospect in the Royals' minor league system, according to *Baseball America*.
- **2021:** Spent most of the season with Quad Cities (A+), playing 70 games for the River Bandits ... combined with five games of rehab in the Arizona Complex League, hit .243/.350/.368 (66-for-272) with six homers, 39 runs batted in ... named to the Surprise Saguaros of the Arizona Fall League after the MLB season ended and slashed .317/.352/.463 (26-for-82) across 20 games, named a Rising Star in the Fall League.
- **2018:** Named the Idaho Falls Chukars Player of the Year ... also an MiLB.com Organization All-Star and Pioneer League All-Star.

HIT STREAK: 7 Games (4/23 to 4/30) .519 (14-for-27), 2 BB, 2 HR

ON-BASE BASE STREAK: 7 Games (4/23 to 4/30) .419 (14-for-27), 3 BB

- Ranked as the No. 31 prospect in the Royals' minor league system, according to *Baseball America* ... also listed as having the "Best Outfield" among Royals' prospects in *Baseball America's* Best Tools surveys for five straight years, 2018 to 2022.
- **2021:** Split the season between Quad Cities (A+) and Northwest Arkansas (AA), with a rehab appearance for the ACL Royals Gold, playing in 64 total games with a .213/.309/.511 (50-for-235) slash line ... after the MLB season, assigned to the Surprise Saguaros of the Arizona Fall League and slashed .188/.287/.425 (15-for-80) but tied for the team lead both with six home runs and 20 runs batted in.

HIT STREAK:

ON-BASE BASE STREAK:

- Ranked as the No. 15 prospect in the Royals' minor league system, according to *Baseball America* ... the No. 24 prospect in the Royals' organization according to MLB Pipeline.
- **2021:** Spent the entire season with Quad Cities (A+) and slashed .289/.351/.531 (112-for-388) in 99 games ... won the Minor League Gold Glove at second base, with a .989 fielding percentage in 284 total chances, which led all MiLB second basemen ... also named an MiLB.com organization All-Star and High-A Central Postseason All-Star ... reached base in 80 of 90 games played for the River Bandits.

HIT STREAK: 3 Games (4/28 to 4/30) .417 (5-for-12), 2 BB, 1 HR

ON-BASE BASE STREAK: 3 Games (4/28 to 4/30) .417 (5-for-12), 1 BB

- **2021:** Took one at-bat for the Naturals on 5/21 in Springfield and played two innings in left field, before being assigned to Quad Cities (A+) on 5/25 ... played in 38 games for the River Bandits, making 24 starts at first and slashing .264/.376/.482 (29-for-110) ... after hitting a solo home run in the fourth inning on 9/9 vs. Peoria, pitched the 11th inning and took the loss in an 8-5 defeat.
- **2018-2020:** Played 104 games of Indy Ball for four teams across four different leagues, slashed a collective .273/.368/.349 (76-for-278).
- **2016-2017:** Drafted in the 12th round of the 2016 draft by Arizona, spent two years in the D-backs system, hit .306 (46-for-150) over 47 games.

HIT STREAK:

ON-BASE BASE STREAK:

H 4 (2x) Last: 8/1/21 vs. South Bend

R 4 8/1/21 vs. South Bend

HR 2 8/5/21 @ Cedar Rapids

RBI 5 (2x) Last: 8/3/21 @ Cedar Rapids

BB 3 4/16/22 vs. Wichita

SB 3 8/22/21 @ South Bend

H 2 (11x) Last: 7/16/21 vs. Arkansas

R 2 (5x) Last: 7/16/21 vs. Arkansas

HR 1 (4x) Last: 8/7/21 @ Arkansas

RBI 3 (2x) Last: 5/23/21 @ Springfield

BB 2 (5x) Last: 5/16/21 vs. Tulsa

SB 1 (2x) Last: 5/3/19 @ Augusta

H 5 6/10/21 @ St. Paul

R 4 7/2/18 vs. Asheville

HR 2 4/27/22 vs. Amarillo

RBI 4 (3x) Last: 6/10/21 @ St. Paul

BB 2 (7x) Last: 4/14/22 vs. Wichita

SB 1 (4x) Last: 8/7/21 vs. Columbus

H 4 (2x) Last: 8/21/18 vs. Peoria

R 4 6/26/18 @ Peoria

HR 1 (13x) Last: 4/30/22 vs. Amarillo

RBI 7 7/27/18 vs. Beloit

BB 3 (2x) Last: 5/14/19 @ Mobile

SB 1 (13x) Last: 8/31/19 vs. Jacksonville

H 4 (2x) Last: 8/10/21 vs. Beloit

R 4 (2x) Last: 4/8/22 @ Springfield

HR 1 (21x) Last: 9/8/21 vs. Peoria

RBI 3 (4x) Last: 9/8/21 vs. Peoria

BB 3 (5x) Last: 4/13/22 vs. Wichita

SB 3 6/20/19 @ Bristol

H 4 8/12/19 @ Greenville

R 4 7/9/21 @ Wisconsin

HR 1 (21x) Last: 9/18/21 vs. South Bend

RBI 4 (2x) Last: 6/18/21 vs. Wisconsin

BB 3 (3x) Last: 7/9/21 @ Wisconsin

SB 1 (8x) Last: 4/8/22 @ Springfield

H 4 8/6/19 @ Johnson City

R 3 (4x) Last: 8/1/21 vs. South Bend

HR 2 (5x) Last: 7/14/21 @ Beloit

RBI 4 (2x) Last: 8/10/21 vs. Beloit

BB 3 (3x) Last: 4/9/22 @ Springfield

SB 1 8/10/21 vs. Beloit

H 3 (9x) Last: 9/18/21 vs. South Bend

R 3 (3x) Last: 8/17/21 @ South Bend

HR 2 8/10/21 vs. Beloit

RBI 5 6/24/21 @ Beloit

BB 3 8/27/21 vs. Wisconsin

SB 2 (3x) Last: 4/24/22 @ Frisco

H 5 8/1/21 vs. South Bend

R 4 8/1/21 vs. South Bend

HR 1 (12x) Last: 4/22/22 @ Frisco

RBI 5 4/22/22 @ Frisco

BB 3 (2x) Last: 9/5/21 @ Cedar Rapids

SB 2 4/12/22 vs. Wichita

H 4 5/3/19 vs. Lakeland

R 3 (2x) Last: 4/9/22 @ Springfield

HR 1 (17x) Last: 4/26/22 vs. Amarillo

RBI 4 (2x) Last: 5/16/19 vs. Fort Myers

BB 3 (2x) Last: 7/17/19 vs. Harrisburg

SB 2 6/3/19 @ Daytona

H 4 (5x) Last: 6/20/19 vs. Greenville

R 3 (15x) Last: 4/29/22 vs. Amarillo

HR 1 (16x) Last: 9/3/21 @ Cedar Rapids

RBI 4 (4x) Last: 9/3/21 @ Cedar Rapids

BB 4 7/29/18 @ Ogden

SB 3 5/14/21 vs. Cedar Rapids

H 3 (13x) Last: 4/27/22 vs. Amarillo

R 3 (3x) Last: 4/27/22 vs. Amarillo

HR 2 (8x) Last: 9/18/21 vs. Springfield

RBI 5 7/23/17 vs. Bristol

BB 2 (14x) Last: 7/14/21 @ Beloit

SB 1 (17x) Last: 8/28/21 vs. Springfield

H 5 6/26/21 @ Beloit



So Nice, They Did It Twice (Or More)		Multi-Hit Games					Multi-Run Games					Multi-RBI Games					Multi-BB Games					Multi-K Games					Multi-SB Games					
		2	3	4	5+	T	2	3	4	5+	T	2	3	4	5+	T	2	3	4	5+	T	2	3	4	5+	T	2	3	4	5+	T	
12	Bradley, Tucker	4	-	-	-	4	3	-	-	-	3	-	-	1	-	1	-	-	-	-	-	1	-	-	-	-	1	1	-	-	-	1
2	Cropley, Tyler	-	-	-	-	-	-	-	-	-	-	-	-	-	-	-	-	-	-	-	-	-	-	-	-	-	-	-	-	-	-	-
19	Eaton, Nathan	3	3	-	-	6	1	1	-	-	2	2	-	-	-	2	2	-	-	-	2	5	-	-	-	-	5	1	-	-	-	1
8	Garcia, Maikel	4	1	-	-	5	1	-	1	-	2	-	-	-	-	-	5	1	-	-	6	4	-	-	-	4	2	-	-	-	2	
16	Glendinning, Robbie	4	-	-	-	4	2	1	-	-	3	1	3	-	-	4	4	-	-	-	4	3	2	-	-	5	-	-	-	-	-	-
4	Grotjohn, Ryan	-	-	-	-	-	-	-	-	-	-	1	-	-	-	1	-	-	-	-	-	1	1	-	-	2	-	-	-	-	-	-
13	Loftin, Nick	5	1	-	-	6	4	2	-	-	6	2	-	-	1	3	1	-	-	-	1	2	-	-	-	2	1	-	-	-	1	
26	Massey, Michael	3	3	-	-	6	2	-	-	-	2	2	-	1	-	3	-	-	-	-	-	3	1	-	-	4	-	-	-	-	-	-
25	Matias, Seuly	3	2	-	-	5	-	1	-	-	1	2	1	-	-	3	-	-	-	-	-	6	1	-	-	7	-	-	-	-	-	-
9	Means, Jake	2	-	-	-	2	1	-	-	-	1	2	1	-	-	3	-	-	-	-	-	3	2	-	-	5	-	-	-	-	-	-
11	Porter, Logan	3	-	-	-	3	1	-	-	-	1	-	-	-	-	-	2	1	-	-	3	3	-	-	-	3	-	-	-	-	-	-
1	Rave, John	2	1	-	-	3	2	-	-	-	2	4	1	-	-	5	3	1	-	-	4	5	-	-	-	5	1	-	-	-	1	
3	Rivero, Sebastian	2	1	-	-	3	1	-	-	-	1	1	1	-	-	2	2	-	-	-	2	3	-	-	-	3	-	-	-	-	-	-
44	Stupienski, Gavin	-	-	-	-	-	-	-	-	-	-	-	-	-	-	-	-	-	-	-	-	-	-	-	-	-	-	-	-	-	-	-
		35	12	0	0	47	18	5	1	0	24	17	7	2	1	27	19	3	0	0	22	39	7	0	0	46	6	0	0	0	0	

HITTING STREAKS

PLAYER	CURRENT	LONGEST	DATES/RESULTS							
			START	END	AVG	2B	3B	HR	RBI	OPS
12	Bradley, Tucker	6 (2x)	4/23	4/29	.429 (9 - 21)	1	0	1	5	1.139
2	Cropley, Tyler	-	-	-	(-)	-	-	-	-	-
19	Eaton, Nate	7	4/23	4/30	.519 (14 - 27)	2	0	2	6	1.396
7	Garcia, Maikel	4	4/14	4/18	.400 (8 - 20)	0	0	0	2	.800
16	Glendinning, Robbie	6	4/22	4/29	.391 (9 - 23)	4	0	1	6	1.158
4	Grotjohn, Ryan	-	-	-	(-)	-	-	-	-	-
13	Lofitin, Nick	4	4/8	4/13	.350 (7 - 20)	0	0	0	3	.714
26	Massey, Michael	3	4/22	4/24	.444 (8 - 18)	2	0	3	6	1.530
25	Matias, Seuly	3	4/8	4/10	.500 (7 - 14)	1	0	0	5	1.071
9	Means, Jake	2	4/8	4/12	.363 (4 - 11)	1	0	1	6	1.189
11	Porter, Logan	3	4/16	4/20	.364 (4 - 11)	0	0	0	1	.826
1	Rave, John	2 (3x)	4/21	4/23	.286 (2 - 7)	1	0	1	3	1.301
3	Rivero, Sebastian	5	4/20	4/27	.333 (8 - 24)	3	0	2	6	1.028
44	Stupienski, Gavin	-	-	-	(-)	-	-	-	-	-

BOLD indicates longest streak in 2022 among active players

ON-BASE STREAKS

CURRENT	LONGEST	DATES/RESULTS							
		START	END	AVG	2B	HR	BB	HBP	OBP
-	6 (2x)	4/23	4/29	.429 (9 - 21)	1	1	3	1	.520
-	-	-	-	(-)	-	-	-	-	-
7	8	4/8	4/17	.267 (8 - 30)	0	0	4	0	.343
4	13	4/8	4/22	.298 (14 - 47)	2	0	14	0	.459
-	15	4/8	4/29	.300 (15 - 50)	5	2	13	1	.453
2	2	4/27	4/30	.333 (1 - 3)	0	1	1	0	.500
-	7	4/16	4/24	.259 (7 - 27)	0	2	7	0	.412
3	8	4/8	4/17	.265 (9 - 34)	3	0	3	0	.316
-	6	4/8	4/15	.375 (9 - 24)	2	0	1	0	.385
2	3 (2x)	4/22	4/24	.091 (1 - 11)	1	0	2	0	.231
9	9	4/16	4/30	.286 (8 - 28)	0	0	8	0	.444
-	8	4/16	4/26	.261 (6 - 23)	2	2	12	0	.514
7	7	4/20	4/30	.323 (10 - 31)	4	3	0	1	.333
-	-	-	-	(-)	-	-	-	-	-

Italics indicates longest personal streak is active

PITCHES/PLATE APPEARANCE & PLATE APPEARANCE DEPTH

PLAYER	AVG. P/PA	TOTAL PA	TOTAL P	LONGEST PA (#)	DATE	INN.	PITCHER	RESULT
12	Bradley, Tucker	3.57	58	207	7 (5x)	April 24	▲ 3 Cole Ragans (FRI)	Walk
2	Cropley, Tyler	3.67	9	33	6	April 15	▼ 5 Simeon Woods Richardson (WCH)	Groundout (5-3)
19	Eaton, Nate	3.96	79	313	7 (11x)	April 29	▼ 6 Ryan Weiss (AMA)	RBI Single
7	Garcia, Maikel	4.18	91	380	8 (4x)	April 23	▲ 5 Tai Tiedemann (FRI)	Flyout (F9)
16	Glendinning, Robbie	4.53	66	299	8 (2x)	April 19	▲ 7 Tyler Thomas (FRI)	Walk
4	Grotjohn, Ryan	4.44	16	71	9	April 10	▲ 6 Michael Brettell (SPR)	Walk
13	Lofitin, Nick	3.73	88	328	8	April 20	▲ 9 Lucas Jacobsen (FRI)	Walk
26	Massey, Michael	4.05	88	356	10 (2x)	April 24	▲ 7 Nick Starr (FRI)	Single
25	Matias, Seuly	3.76	68	256	8	April 17	▼ 7 Tyler Viza (WCH)	Strikeout Swinging
9	Means, Jake	4.13	55	227	8	April 8	▲ 7 Michael Brettell (SPR)	RBI Walk
11	Porter, Logan	4.04	49	198	9	April 9	▲ 4 Dalton Roach (SPR)	Walk
1	Rave, John	4.51	77	347	8	April 16	▼ 7 Steven Cruz (WCH)	Walk
3	Rivero, Sebastian	3.80	66	251	11	April 22	▲ 9 Lucas Jacobsen (FRI)	Flyout (F9)
44	Stupienski, Gavin	3.00	2	6	3	April 21	▲ 9 Sean Chandler (FRI)	Flyout (F9)
		4.03	812	3,272				

PINCH HITTING LOG

DATE	INNING	PINCH HITTER	HITTING FOR	RESULT
4/15/2022 vs. Wichita	▼ 9	John Rave	Tyler Cropley	Groundout (3-1)
4/16/2022 vs. Wichita	▼ 8	Maikel Garcia	Ryan Grotjohn	Lineout (L7)
4/17/2022 vs. Wichita	▼ 6	Sebastian Rivero	Tyler Cropley	Single
4/19/2022 @ Frisco	▲ 9	Tucker Bradley	Jake Means	Strikeout Looking
4/21/2022 @ Frisco	▲ 9	Ryan Grotjohn	Logan Porter	Strikeout Swinging
4/21/2022 @ Frisco	▲ 9	Gavin Stupienski	Jake Means	Flyout (F9)
4/22/2022 @ Frisco	▲ 9	Ryan Grotjohn	Michael Massey	Strikeout Swinging
4/26/2022 vs. Amarillo	▼ 8	Tucker Bradley	Jake Means	Flyout (F8)
4/27/2022 vs. Amarillo	▼ 8	Gavin Stupienski	Logan Porter	Strikeout Swinging
4/30/2022 vs. Amarillo	▼ 9	Robbie Glendinning	Ryan Grotjohn	Strikeout Swinging

Naturals Pinch Hitters: 1-for-10

Most-Used Pinch Hitter:
Bradley, Grotjohn & Stupienski (2x)Most Frequently Pinch-Hit For
Jake Means (3x)

NATURALS 10-PITCH AT-BAT LOG (4)

DATE	INNING	PITCHES	BATTER	PITCHER	RESULT
April 10 @ Springfield	▲ 7	10	Michael Massey	Sean Kealey	Walk
April 16 vs. Wichita	▼ 7	12	John Rave	Steven Cruz	Walk
April 22 @ Frisco	▲ 9	11	Sebastian Rivero	Lucas Jacobsen	Flyout (F9)
April 22 @ Frisco	▲ 7	10	Michael Massey	Nick Staff	Walk

AUTOMATIC STRIKES CALLED ON NATURALS HITTERS (2)

DATE	INNING	UMPIRE	HITTER	COUNT AT CALL	BATTER RESULT (COUNT)
4/15/2022 vs. Wichita	▼ 1	Isaias Barba	Maikel Garcia	0-0	Strikeout (2-2)
4/21/2022 @ Frisco	▲ 9	Benjamin Engstrand	Gavin Stupienski	1-0	Flyout, F9 (1-1)

[illegible]

HOME RUN BREAKDOWN

[illegible]

INNING DISTRIBUTION

1st Inning	2nd Inning	3rd Inning	4th Inning	5th Inning	6th Inning	7th Inning	8th Inning	9th Inning	10th Inning	11th Inning
1	8	4	3	2	1	0	1	1	0	1

Back-to-Back Homers (0)		2-Homer Games (1)		3-Homer Games (0)		Grand Slams (2)	
Players	Date/Opponent (INN.)	Player (Career No.)	Date/Opponent	Player (Career No.)	Date/Opponent	Player (Career No.)	Date/Opponent (INN.)
		Sebastian Rivero (1st)	4/27 vs. Amarillo			Nick Loftin (2nd)	4/22 @ Frisco (2nd)
						Tucker Bradley (1st)	4/23 @ Frisco (5th)

LEADOFF HOMERS (0)		INSIDE-THE PARK HOMERS (0)		PINCH-HIT HOMERS (0)		WALK-OFF HOMERS (0)	
PLAYER (CAREER NO.)	DATE/OPPONENT	PLAYER (CAREER NO.)	DATE/OPPONENT (INN.)	PLAYER (CAREER NO.)	DATE/OPPONENT (INN.)	PLAYER (CAREER NO.)	DATE/OPPONENT

HOME RUN SITUATION	# OF	DATE OF LAST	BATTER ('22 HR #)	PITCHER	COUNT	RUNNERS ON	OUTS	INNING	SCORE @ HR	FINAL
GO-AHEAD HOME RUN	8	April 30 vs. Amarillo	Ryan Grotjohn (1)	Brandon Pfaadt	3-2	1	2	▼ 2	3-2	L, 7-5
GAME-TYING HOME RUN	2	April 27 vs. Amarillo	Sebastian Rivero (1)	Slade Cecconi	0-1	0	0	▼ 3	2-2	W, 12-6

OPPOSING HOME RUN BREAKDOWN

BACK-TO-BACK HOMERS (0)		2-HOMER GAMES (2)		3-HOMER GAMES (0)		GRAND SLAMS (1)	
PLAYERS	DATE/OPPONENT (INN.)	PLAYER (CAREER NO.)	DATE/OPPONENT	PLAYER (CAREER NO.)	DATE/OPPONENT	PLAYER	DATE/OPPONENT (INN.)
		Dio Arias (1st)	4/21 @ Frisco			Justin Foscue	4/21 @ Frisco (3rd)
		Leandro Cedeño (4th)	4/30 vs. Amarillo				

LEADOFF HOMERS (1)		INSIDE-THE PARK HOMERS (0)		PINCH-HIT HOMERS (0)		WALK-OFF HOMERS (0)	
PLAYER	DATE/OPPONENT	PLAYER	DATE/OPPONENT (INN.)	PLAYER	DATE/OPPONENT (INN.)	PLAYER	DATE/OPPONENT
Jonathan Ornelas	4/24@ Erisco						



AFTER-INNING RECORDS

LEADING TRAILING TIED

AFTER 1 INNING	4-1	1-5	4-5
AFTER 2 INNINGS	3-3	1-5	5-3
AFTER 3 INNINGS	5-4	2-6	2-1
AFTER 4 INNINGS	5-4	2-5	2-2
AFTER 5 INNINGS	8-2	1-7	0-2
AFTER 6 INNINGS	8-2	1-7	0-2
AFTER 7 INNINGS	8-1	0-9	1-1
AFTER 8 INNINGS	9-0	0-9	0-2

NATURALS BIG INNINGS

DATE INNING RUNS

1. 4/12 vs. Wichita	1st Inning	8
2. 4/27 vs. Amarillo	4th Inning	7
3. 4/22 @ Frisco	3rd Inning	5
4/9 @ Springfield	8th Inning	5

SCORE BY INNINGS

	1	2	3	4	5	6	7	8	9	10	11+	TOTAL
Naturals	14	15	22	14	20	9	12	8	7	1	4	126
Opponents	9	15	21	10	18	14	16	9	8	2	5	127
Difference	5	0	1	4	2	-5	-4	-1	-1	-1	-1	-1

SCORE BY INNINGS V. AMARILLO

	1	2	3	4	5	6	7	8	9	10	11+	TOTAL
Naturals	0	6	4	8	5	6	0	0	2	0	4	35
Sod Poodles	1	2	1	6	2	4	4	4	6	0	5	35
vs. Amarillo Difference	-1	4	3	2	3	2	-4	-4	-4	0	-1	0

MULTI-RUN INNINGS

	2	3	4	5	6	7	8	9	10+	TOTAL
Naturals	12	5	7	2	-	1	1	-	-	28
Opponents	15	7	3	3	1	1	-	-	-	30

RECORD BY RUNS SCORED/ALLOWED

RUNS	0	1	2	3	4	5	6	7	8	9	10	11+
SCORED	0-0	0-2	0-2	0-1	1-0	0-5	0-0	1-0	3-0	0-0	0-0	4-1
ALLOWED	0-0	0-0	2-0	1-0	0-3	1-1	2-2	1-2	1-0	0-1	0-1	0-2

RECORD BY MARGIN OF VICTORY/DEFEAT

1 Run	2 Runs	3 Runs	4 Runs	5 Runs	6 Runs	7 Runs	8 Runs	9 Runs	10+ Runs
2-3	1-2	2-1	0-2	1-1	1-1	0-0	1-0	1-0	0-1

2022 WALK-OFF TRACKER

GAME #	DATE	OPPONENT	FINAL (INN.)	PLAYER	WINNING RUN	PITCHER	HOW	OUTS	COUNT
--------	------	----------	--------------	--------	-------------	---------	-----	------	-------

Bold Indicates Naturals Walk-off

2022 NATURALS EJECTIONS

DATE	INNING	WHO	WHY	UMPIRE
------	--------	-----	-----	--------

2022 NATURALS MONTH BY MONTH

HITTING

MONTH	AVG	G	AB	R	H	TB	2B	3B	HR	RBI	SB	CS	SO	BB	IBB	HBP	SAC	SF	GIDP	OBP	SLG	OPS
APRIL	.261	20	690	126	180	291	37	4	22	112	32	5	183	97	1	11	4	9	14	.357	.422	.779
MAY																						
JUNE																						
JULY																						
AUGUST																						
SEPTEMBER																						
TOTAL	.261	20	690	126	180	291	37	4	22	112	32	5	183	97	1	11	4	9	14	.357	.422	.779

PITCHING

MONTH	ERA	W	L	G	SHO	SV	IP	H	R	ER	BB	SO	2B	3B	HR	WP	HBP	BK	GIDP	TBF	AVG	WHIP
APRIL	5.98	9	11	20	0	3	179.0	194	127	119	87	158	35	3	25	17	11	1	17	810	.276	1.57
MAY																						
JUNE																						
JULY																						
AUGUST																						
SEPTEMBER																						
TOTAL	5.98	9	11	20	0	3	179.0	194	127	119	87	158	35	3	25	17	11	1	17	810	.276	1.57



HOME/AWAY

Home Games.....	4-7
Away Games.....	5-4

MONTH

April.....	9-11
May.....	
June.....	
July.....	
August.....	
September.....	

OPPONENT

vs. Amarillo.....	2-3
vs. Arkansas.....	
vs. Corpus Christi.....	
vs. Frisco.....	4-2
vs. Midland.....	
vs. San Antonio.....	
vs. Springfield.....	1-2
vs. Tulsa.....	
vs. Wichita.....	2-4

DAY OF THE WEEK

on Monday.....	
on Tuesday.....	1-2
on Wednesday.....	3-0
on Thursday.....	1-2
on Friday.....	3-1
on Saturday.....	1-3
on Sunday.....	1-2

PITCHING

vs. Left-Handed Starter.....	3-0
vs. Right-Handed Starter.....	6-11
WITH Left-Handed Starter.....	7-9
WITH Right-Handed Starter.....	2-2

SCORING

1-Run Games.....	2-3
2-Run Games.....	1-2
3-4-Run Games.....	2-3
5+ Run Games.....	4-3
Extra Innings.....	0-2
Shutouts.....	
Doubleheaders.....	
Scoring 0-2 Runs.....	0-4
3-5 Runs.....	1-6
6-9 Runs.....	4-0
10+ Runs.....	4-1
Opponent 0-2 Runs.....	2-0
3-5 Runs.....	3-3
6-9 Runs.....	4-5
10+ Runs.....	0-3
Scored in 1st Inning.....	4-1
Opponent scored in 1st.....	1-5
Scores first.....	7-4
Opponent scores first.....	2-7

HITTING

Naturals 0-5 hits.....	0-4
6-9 hits.....	3-5
10+ hits.....	6-2
Opponent 0-5 hits.....	1-0
6-9 hits.....	5-4
10+ hits.....	3-7
Hit 0 home runs.....	3-5
1 home run.....	2-4
2 home runs.....	1-1
3+ home runs.....	3-1
Opponent hit 0 home runs.....	2-3
1 home run.....	4-4
2 home runs.....	3-1
3+ home runs.....	0-3
Out-hit opponent.....	8-2
Out-hit by opponent.....	0-9
Hits are tied.....	1-0
Leave 0-5 runners on base.....	1-1
6-9 on base.....	7-8
10+ on base.....	1-2

FIELDING

Made 0 errors.....	6-6
1 error.....	2-2
2+ errors.....	1-3
Opponent made 0 errors.....	2-5
1 error.....	2-4
2+ errors.....	5-2

TEAM HIGHS

LONGEST WIN STREAK.....	3 Games.....	April 22-24
LONGEST LOSING STREAK.....	5 Games.....	April 14-19
LONGEST HOME WINNING STREAK.....	2 Games.....	April 12-13
LONGEST HOME LOSING STREAK.....	5 Games.....	April 14-17, 26
LONGEST ROAD WINNING STREAK.....	3 Games.....	April 22-24
LONGEST ROAD LOSING STREAK.....	3 Games.....	April 9-10, April 19
LARGEST MARGIN OF VICTORY.....	9 Runs.....	April 22 @ Frisco, 11-2 W
LARGEST MARGIN OF DEFEAT.....	10 Runs.....	April 21 @ Frisco, 12-2 L
LONGEST GAME, INNINGS.....	11 Innings.....	April 26 vs. Amarillo, 6-5 L
LONGEST GAME, TIME.....	3:55.....	April 8 @ Springfield, 11-8 W
LONGEST 9-INNING GAME, TIME.....	3:55.....	April 8 @ Springfield, 11-8 W
SHORTEST 9-INNING GAME, TIME.....	2:16.....	April 30 vs. Amarillo, 7-5 L
SHORTEST GAME, TIME.....	2:16.....	April 30 vs. Amarillo, 7-5 L
LARGEST COMEBACK WIN.....	4 Runs.....	Most recently: After the 6th inning, April 8 @ Springfield, 11-8 W
LARGEST MARGIN OF LEAD SURRENDERED.....	4 Runs.....	After the 4th inning, April 16 vs. Wichita, 6-5 L (10)
MOST ERRORS, TEAM.....	2 (4x).....	Last: April 23 @ Frisco, 12-4 W
MOST ERRORS, PLAYER.....	1 (12x).....	Last: Nate Eaton, April 29 vs. Amarillo, 8-7 W
LARGEST CROWD, HOME.....	5,857.....	April 30 vs. Amarillo, 7-5 L
SMALLEST CROWD, HOME.....	1,950.....	April 17 vs. Wichita, 5-1 L
LARGEST CROWD, ROAD.....	6,777.....	April 23 @ Frisco, 12-4 W
WARMEST FIRST PITCH.....	86°.....	April 20 @ Frisco, 7-2 W
COLDEST FIRST PITCH.....	42°.....	April 8 @ Springfield, 11-8 W

OFFENSIVE HIGHS

MOST RUNS SCORED, GAME.....	12 (2x).....	Last: April 27 vs. Amarillo, 12-6 W
MOST RUNS SCORED, INNING.....	8.....	1st inning, April 12 vs. Wichita, 8-6 W
FEWEST HITS, GAME.....	2 (2x).....	Last: April 21 @ Frisco, 12-2 L
MOST HITS, GAME.....	17.....	April 29 vs. Amarillo, 8-7 W
MOST DOUBLES, GAME.....	5.....	April 29 vs. Amarillo, 8-7 W
MOST TRIPLES, GAME.....	1 (4x).....	Last: April 29 vs. Amarillo, 8-7 W
MOST HOME RUNS, GAME.....	3 (4x).....	Last: April 30 vs. Amarillo, 7-5 L
MOST RBI, GAME.....	11 (2x).....	April 27 vs. Amarillo, 12-6 W
MOST RUNNERS LOB, GAME.....	12.....	April 16 vs. Wichita, 6-5 L (10)
MOST TOTAL BASES, GAME.....	27 (2x).....	Last: April 29 vs. Amarillo, 8-7 W
MOST WALKS, GAME.....	9 (2x).....	Last: April 21 @ Frisco, 12-2 L
MOST STRIKEOUTS, GAME.....	15.....	April 14 vs. Wichita, 7-1 L
FEWEST STRIKEOUTS, GAME.....	5.....	April 15 vs. Wichita, 4-2 L
MOST STOLEN BASES, GAME.....	4 (3x).....	Last: April 28 vs. Amarillo, 9-5 L
MOST HIT BY PITCHES.....	3.....	April 27 vs. Amarillo, 12-6 W

INDIVIDUAL OFFENSIVE HIGHS

MOST RUNS, GAME.....	4, Maikel Garcia ^.....	April 8 @ Springfield, 11-8 W
MOST HITS, GAME.....	3 (12x).....	Last: Michael Massey, Nate Eaton & John Rave, April 29 vs. Amarillo, 8-7 W
MOST DOUBLES, GAME.....	2 (3x).....	Last: Robbie Glendinning, April 29 vs. Amarillo, 8-7 W
MOST TRIPLES, GAME.....	1 (4x).....	Last: John Rave, April 29 vs. Amarillo, 8-7 W
MOST HOME RUNS, GAME.....	2, Sebastian Rivero.....	April 27 vs. Amarillo, 12-6 W
MOST RBI, GAME.....	5, Nick Loftin.....	April 22 @ Frisco, 11-2 W
MOST WALKS, GAME.....	3 (3x).....	Last: John Rave, April 16 vs. Wichita, 6-5 L (10)
MOST STRIKEOUTS, GAME.....	3 (7x).....	Last: Seuly Matias, April 24 @ Frisco, 4-3 W
MOST STOLEN BASES, GAME.....	2 (5x).....	Last: Tucker Bradley, April 24 @ Frisco, 4-3 W
MOST HIT BY PITCHES, GAME.....	2, Nick Loftin.....	April 27 vs. Amarillo, 12-6 W

PITCHING HIGHS

MOST RUNS ALLOWED, GAME.....	14.....	April 9 @ Springfield, 14-11 L
MOST RUNS ALLOWED, INNING.....	7.....	3rd inning, April 21 @ Frisco, 12-2 L
FEWEST HITS ALLOWED, GAME.....	4.....	April 12 vs. Wichita, 8-6 W
MOST HITS ALLOWED, GAME.....	16.....	April 16 vs. Wichita, 6-5 L (10)
FEWEST STRIKEOUTS, GAME.....	0 ^.....	April 10 @ Springfield, 10-5 L
MOST STRIKEOUTS, GAME.....	15.....	April 13 vs. Wichita, 8-5 W
FEWEST WALKS ALLOWED, GAME.....	2 (4x).....	Last: April 30 vs. Amarillo, 7-5 L
MOST WALKS ALLOWED, GAME.....	12.....	April 9 @ Springfield, 14-11 L
MOST HOME RUNS ALLOWED, GAME.....	3 (3x).....	Last: April 30 vs. Amarillo, 7-5 L

INDIVIDUAL PITCHING HIGHS

MOST RUNS ALLOWED, GAME.....	8, Zack Phillips.....	April 9 @ Springfield, 14-11 L
MOST EARNED RUNS ALLOWED, GAME.....	8, Zack Phillips.....	April 9 @ Springfield, 14-11 L
FEWEST HITS ALLOWED, GAME (STARTER).....	0, Anthony Veneziano (0.2 IP).....	April 9 @ Springfield, 14-11 L
MOST HITS ALLOWED, GAME.....	8, Anthony Veneziano.....	April 21 @ Frisco, 12-2 L
MOST HOME RUNS ALLOWED, GAME.....	3, Alec Marsh.....	April 30 vs. Amarillo, 7-5 L
MOST STRIKEOUTS.....	9, Alec Marsh.....	April 13 vs. Wichita, 8-5 W
MOST WALKS ALLOWED, GAME.....	5, Anthony Veneziano.....	April 9 @ Springfield, 14-11 L
MOST INNINGS PITCHED, STARTER.....	6.0, Drew Parrish.....	April 26 vs. Amarillo, 6-5 L (11)
MOST PITCHES THROWN, STARTER.....	85, Drew Parrish.....	April 20 @ Frisco, 7-2 W
MOST INNINGS PITCHED, RELIEVER.....	4.0 (2x).....	Last: Zack Phillips, April 21 @ Frisco, 12-2 L
MOST PITCHES THROWN, RELIEVER.....	65, Dante Biasi.....	April 12 vs. Wichita, 8-6 W

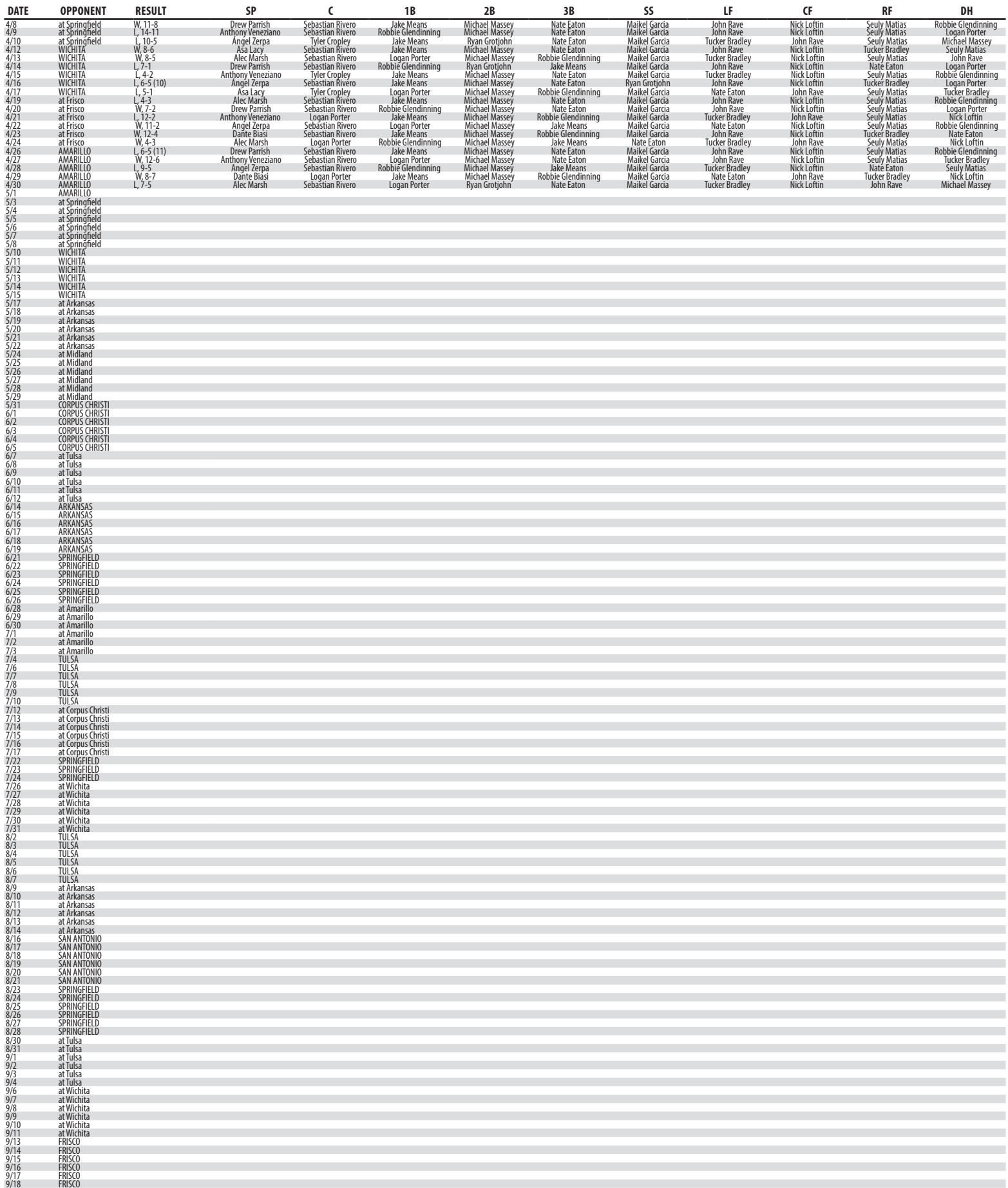
^ Indicates All-Time Naturals Record Tied

* Indicates All-Time Naturals Record Set



16

GAME-BY-GAME STARTERS (BY POSITION)





17

GAME-BY-GAME STARTERS (BY LINEUP)





LF

John Rave, 10 (5-5)
Tucker Bradley, 7 (2-5)
Nate Eaton, 3 (2-1)

CF

Nick Loftin, 15 (7-8)
John Rave, 5 (2-3)

RF

Seuly Matias, 13 (6-7)
Tucker Bradley, 4 (3-1)
Nate Eaton, 2 (0-2)
John Rave, 1 (0-1)

SS

Maikel Garcia, 18 (8-10)
Nate Eaton, 1 (1-0)
Ryan Grotjohn, 1 (0-1)

2B

Michael Massey, 17 (9-8)
Ryan Grotjohn, 3 (0-3)

3B

Nate Eaton, 11 (4-7)
Robbie Glendinning, 5 (3-2)
Jake Means, 4 (2-2)

SP

Alec Marsh, 4 (2-2)
Drew Parrish, 4 (2-2)
Anthony Veneziano, 4 (1-3)
Ángel Zerpa, 4 (1-3)
Dante Biasi, 2 (2-0)
Asa Lacy, 2 (1-1)

1B

Jake Means, 10 (4-6)
Logan Porter, 5 (3-2)
Robbie Glendinning, 5 (2-3)

DH

Robbie Glendinning, 5 (2-3)
Logan Porter, 4 (1-3)
Nick Loftin, 3 (2-1)
Tucker Bradley, 2 (1-1)
Seuly Matias, 2 (1-1)
Michael Massey, 2 (0-2)
Nate Eaton, 1 (1-0)
John Rave, 1 (1-0)

C

Sebastian Rivero, 14 (7-7)
Logan Porter, 3 (2-1)
Tyler Cropley, 3 (0-3)

1

Maikel Garcia, 18 (8-10)
Nick Loftin, 2 (1-1)

2

Nick Loftin, 16 (8-8)
John Rave, 4 (1-3)

3

Michael Massey, 19 (9-10)
John Rave, 1 (0-1)

4

Seuly Matias, 15 (7-8)
Robbie Glendinning, 2 (2-0)
Nate Eaton, 1 (0-1)
Jake Means, 1 (0-1)
John Rave, 1 (0-1)

5

Sebastian Rivero, 9 (4-5)
Nate Eaton, 7 (2-5)
John Rave, 3 (2-1)
Robbie Glendinning, 1 (1-0)

6

Sebastian Rivero, 5 (3-2)
Nate Eaton, 5 (2-3)
John Rave, 4 (3-1)
Robbie Glendinning, 4 (1-3)
Ryan Grotjohn, 1 (0-1)
Jake Means, 1 (0-1)

7

Robbie Glendinning, 8 (3-5)
Nate Eaton, 5 (4-1)
Logan Porter, 5 (2-3)
Ryan Grotjohn, 1 (0-1)
Jake Means, 1 (0-1)

8

Jake Means, 9 (5-4)
Logan Porter, 7 (4-3)
Tyler Cropley, 3 (0-3)
Ryan Grotjohn, 1 (0-1)

9

Tucker Bradley, 13 (6-7)
John Rave, 4 (2-2)
Jake Means, 1 (1-0)
Nate Eaton, 1 (0-1)
Ryan Grotjohn, 1 (0-1)



19

OUTFIELD ASSISTS

NATE EATON *LF* 1

SEULY MATIAS *RF* 1

OF LINEUP COMBOS

20 games, 20 unique lineup combinations used

MOST USED LINEUP (TBD)

PLAYER	Pos.
1	
2	
3	
4	
5	
6	
7	
8	
9	

Catchers	W	L	ERA	GS	SV	IP	H	R	ER	HR	HB	BB	IBB	SO	WHIP	AVG	WP	GDP	TBF	SB	CS	ATT	%CS	PB
Sebastian Rivero	7	7	5.61	14	1	130.0	134	88	81	16	7	65	2	121	1.53	.265	13	12	585	19	1	20	5.0%	1
Logan Porter	2	1	7.62	3	2	26.0	34	22	22	4	3	11	0	26	1.73	.330	2	4	120	2	1	3	66.7%	0
Tyler Cropley	0	3	6.26	3	0	23.0	26	17	16	5	1	11	0	11	1.61	.248	2	1	105	8	0	8	0.0%	0



GM #	APRIL	OPPONENT	SCORE	RECORD	Pos./G+/-	WIN	LOSS	SAVE	TEMP.	1ST PITCH	TIME	ATT.	HOME ATT.	NATURALS				OPPONENT			
														R	H	E	LO	R	H	E	LO
1	4/8	at Springfield	W, 11-8	1 - 0	T-1st/+1.0	Á. Sotillet (1-0)	G. Black (0-1)	-	42°	6:41 PM	3:55	3,682		11	12	0	10	8	8	4	10
2	4/9	at Springfield	L, 14-11	1 - 1	T-2nd/-1.0	J. Quezada (1-0)	A. Veneziano (0-1)	F. Pacheco (1)	63°	5:37 PM	3:47	3,037		11	15	2	10	14	13	2	10
3	4/10	at Springfield	L, 10-5	1 - 2	T-3rd/-2.0	M. Brettell (1-0)	A. Zerpa (0-1)	-	79°	1:38 PM	2:43	2,760		5	7	2	6	10	12	1	6
4	4/12	WICHITA	W, 8-6	2 - 2	T-3rd/-1.0	D. Biasi (1-0)	B. Lawson (0-1)	Á. Sotillet (1)	72°	7:04 PM	3:04	4,032	4,032	8	8	0	6	6	6	2	9
5	4/13	WICHITA	W, 8-5	3 - 2	2nd/-1.0	C. Cosby (1-0)	A. Scherff (0-1)	-	53°	7:05 PM	2:48	2,590	6,622	8	12	0	7	5	7	2	4
6	4/14	WICHITA	L, 7-1	3 - 3	3rd/-1.0	L. Varland (1-0)	D. Parrish (0-1)	-	64°	7:04 PM	3:03	2,655	9,277	1	5	0	7	7	7	0	7
7	4/15	WICHITA	L, 4-2	3 - 4	3rd/-2.0	S. Woods Richardson (1-0)	A. Veneziano (0-2)	A. Schuller (1)	73°	7:05 PM	2:25	4,404	13,681	2	5	0	6	4	9	1	9
8	4/16	WICHITA	L, 6-5 (10)	3 - 5	T-4th/-2.5	A. Angulo (1-0)	Z. Willeman (0-1)	S. Klimek (1)	55°	6:05 PM	3:25	3,003	16,684	5	6	2	12	6	16	4	11
9	4/17	WICHITA	L, 5-1	3 - 6	5th/-3.0	T. Viza (1-0)	A. Lacy (0-1)	-	52°	2:05 PM	2:37	1,950	18,634	1	10	1	9	5	7	0	5
10	4/19	at Frisco	L, 4-3	3 - 7	5th/-4.0	S. Nordlin (2-1)	A. Marsh (0-1)	C. Lee (3)	70°	6:37 PM	2:37	2,162		3	2	0	7	4	9	1	10
11	4/20	at Frisco	W, 7-2	4 - 7	T-4th/-4.0	D. Parrish (1-1)	A. Weems (0-1)	-	86°	6:37 PM	2:27	2,324		7	10	1	7	2	4	0	6
12	4/21	at Frisco	L, 12-2	4 - 8	5th/-4.0	N.Starr (1-0)	A. Veneziano (0-3)	-	82°	6:37 PM	2:26	3,939		2	2	0	7	12	13	1	3
13	4/22	at Frisco	W, 11-2	5 - 8	T-4th/-4.0	A. Zerpa (1-1)	C. Bradford (1-1)	-	84°	6:36 PM	2:30	6,222		11	8	0	4	2	8	1	10
14	4/23	at Frisco	W, 12-4	6 - 8	4th/-4.0	W. Pennington (1-0)	J. Leiter (0-1)	-	82°	6:40 PM	2:39	6,777		12	12	2	7	4	10	2	8
15	4/24	at Frisco	W, 4-3	7 - 8	4th/-3.0	Y. Del Rosario (1-0)	C. Ragans (0-1)	Á. Sotillet (2)	75°	4:16 PM	2:21	3,208		4	9	0	9	3	6	1	6
16	4/26	AMARILLO	L, 6-5 (11)	7 - 9	T-4th/-3.0	J. Garcia (1-0)	W. Pennington (1-1)	B. Rogers (1)	55°	11:06 AM	3:02	3,702	22,336	6	10	0	8	5	9	1	9
17	4/27	AMARILLO	W, 12-6	8 - 9	4th/-3.0	A. Veneziano (1-3)	S. Cecconi (0-1)	-	68°	7:05 PM	2:28	3,073	25,409	12	15	0	9	6	11	2	7
18	4/28	AMARILLO	L, 9-5	8 - 10	4th/-3.0	K. Curtis (1-1)	Z. Willeman (0-2)	-	64°	7:04 PM	2:38	3,100	28,509	5	8	0	6	9	13	1	4
19	4/29	AMARILLO	W, 8-7	9 - 10	T-3rd/-3.0	W. Pennington (2-1)	D. Olivero (0-1)	J. Dipoto (1)	74°	7:05 PM	2:51	4,890	33,399	8	17	1	9	7	15	0	11
20	4/30	AMARILLO	L, 7-5	9 - 11	T-3rd/-3.0	B. Pfaadt (1-1)	H. Capps (0-1)	B. Workman (1)	72°	6:06 PM	2:16	5,857	39,256	5	8	0	4	7	10	0	5

APRIL Hitting Results: .261/.357/.422 (180-for-690), 37 2B, 22 HR, 126 R, 97 BB, 32 SB // APRIL Pitching Results: 9-11, 5.98 ERA (119 ER in 179.0 IP), 3/5 SV, 194 H, 25 HR, 87 BB, 158 K, .276 AVG

GM #	MAY	OPPONENT	SCORE	RECORD	Pos./G+/-	WIN	LOSS	SAVE	TEMP.	1ST PITCH	TIME	ATT.	HOME ATT.	NATURALS				OPPONENT			
														R	H	E	LO	R	H	E	LO
21	5/1	AMARILLO																			
22	5/3	at Springfield																			
23	5/4	at Springfield																			
24	5/5	at Springfield																			
25	5/6	at Springfield																			
26	5/7	at Springfield																			
27	5/8	at Springfield																			
28	5/10	WICHITA																			
29	5/11	WICHITA																			
30	5/12	WICHITA																			
31	5/13	WICHITA																			
32	5/14	WICHITA																			
33	5/15	WICHITA																			
34	5/17	at Arkansas																			
35	5/18	at Arkansas																			
36	5/19	at Arkansas																			
37	5/20	at Arkansas																			
38	5/21	at Arkansas																			
39	5/22	at Arkansas																			
40	5/24	at Midland																			
41	5/25	at Midland																			
42	5/26	at Midland																			
43	5/27	at Midland																			
44	5/28	at Midland																			
45	5/29	at Midland																			
46	5/31	CORPUS CHRISTI																			

MAY Hitting Results: TBD // MAY Pitching Results: TBD

GM #	JUNE	OPPONENT	SCORE	RECORD	Pos./G+/-	WIN	LOSS	SAVE	TEMP.	1ST PITCH	TIME	ATT.	HOME ATT.	NATURALS				OPPONENT			
														R	H	E	LO	R	H	E	LO
47	6/1	CORPUS CHRISTI																			
48	6/2	CORPUS CHRISTI																			
49	6/3	CORPUS CHRISTI																			
50	6/4	CORPUS CHRISTI																			
51	6/5	CORPUS CHRISTI																			
52	6/7	at Tulsa																			
53	6/8	at Tulsa																			
54	6/9	at Tulsa																			
55	6/10	at Tulsa																			
56	6/11	at Tulsa																			
57	6/12	at Tulsa																			
58	6/14	ARKANSAS																			
59	6/15	ARKANSAS																			
60	6/16	ARKANSAS																			
61	6/17	ARKANSAS																			
62	6/18	ARKANSAS																			
63	6/19	ARKANSAS																			
64	6/21	SPRINGFIELD																			
65	6/22	SPRINGFIELD																			
66	6/23	SPRINGFIELD																			
67	6/24	SPRINGFIELD																			
68	6/25	SPRINGFIELD																			
69	6/26	SPRINGFIELD																			

1ST HALF Hitting Results: TBD // 1ST HALF Pitching Results: TBD

[illegible]



THE LAST TIME THE NATURALS....

THREW A PERFECT GAME	N/A
THREW A NO-HITTER	Brooks Pounders, 6/27/2013 vs. Midland
THREW A 9-INNING NO-HITTER	Brooks Pounders, 6/27/2013 vs. Midland
THREW A COMBINED NO-HITTER	Greg Holland, Chris Dwyer, Brandon Lafferty & Kendal Volz, 5/10/2012 vs. Springfield
THREW A COMBINED 1-HITTER (9 Innings)	N/A
THREW A COMBINED 1-HITTER (7 Innings)	Jonathan Heasley & Robert Garcia, 5/28/2021 vs. San Antonio (Game 2)
THREW A COMBINED 2-HITTER (9 Innings)	Jonathan Heasley, Derrick Adams & Josh Dye, 7/8/2021 @ Wichita
THREW A COMBINED 2-HITTER (7 Innings)	Nolan Watson, Yefri Del Rosario & Robert Garcia, 8/27/2021 vs. Springfield (Game 1)
GOT NO-HIT (9 INNINGS)	5/17/2016 vs. Arkansas, 6-0
GOT NO-HIT (LESS THAN 9 INNINGS)	N/A
GOT 1-HIT	8/31/2019 vs. Frisco
GOT 2-HIT	4/21/2022 @ Frisco
THREW A COMBINED 9-INNING SHUTOUT	9/8/2021 @ Wichita
THREW BACK-TO-BACK SHUTOUTS	Games 1 and 2, 8/14/2021 vs. Frisco
GOT SHUT OUT (9 INNINGS)	8/18/2021 vs. Tulsa
GOT SHUT OUT IN BACK-TO-BACK GAMES	August 12 & 13, 2019 @ Arkansas
GOT SHUT OUT IN 3 STRAIGHT GAMES	July 10 vs. Frisco, July 11 & 12, 2015 vs. Midland
GOT SHUT OUT (LESS THAN 9 INNINGS)	8/7/2021 @ Arkansas (5 Innings)
WON 11 GAMES IN A ROW	April 26 - May 6, 2015
WON 8 GAMES IN A ROW	June 14 - June 20, 2017
WON 7 GAMES IN A ROW	May 16 - May 22, 2015
WON 6 GAMES IN A ROW	August 2 - August 8, 2018
LOST 10 GAMES IN A ROW	April 6 - April 16, 2014
LOST 9 GAMES IN A ROW	April 8 - April 16, 2019
LOST 8 GAMES IN A ROW	July 2 - July 9, 2012
LOST 7 GAMES IN A ROW	July 12 - July 18, 2018
LOST 6 GAMES IN A ROW	July 15 - July 20, 2017
STRUCK OUT 19+ OPPOSING HITTERS	5/11/2013 @ Springfield (19)
STRUCK OUT 17+ OPPOSING HITTERS	8/29/2019 vs. Midland (18)
STRUCK OUT 15+ OPPOSING HITTERS	4/13/2021 vs. Wichita (15)
STRUCK OUT 10+ OPPOSING HITTERS	4/26/2022 vs. Amarillo (12)
SCORED 20+ RUNS IN ONE GAME	8/20/2013 @ Springfield (21)
SCORED 15+ RUNS IN ONE GAME	8/24/2021 vs. Springfield (18)
SCORED 10+ RUNS IN ONE GAME	4/27/2022 vs. Amarillo (12)
ALLOWED 25+ RUNS IN ONE GAME	4/15/2011 @ San Antonio (26)
ALLOWED 20+ RUNS IN ONE GAME	7/25/2021 @ Tulsa (23)
ALLOWED 15+ RUNS IN ONE GAME	7/27/2021 vs. Wichita (18)
ALLOWED 10+ RUNS IN ONE GAME	4/21/2022 @ Frisco (12)
HAD 22+ HITS IN ONE GAME	5/22/2010 vs. Arkansas (22)
HAD 20+ HITS IN ONE GAME	8/24/2021 vs. Springfield (20)
HAD 15+ HITS IN ONE GAME	4/29/2022 vs. Amarillo (27)
HAD 10+ HITS IN ONE GAME	4/29/2022 vs. Amarillo (17)
ALLOWED 25+ HITS IN ONE GAME	4/15/2011 @ San Antonio (26)
ALLOWED 20+ HITS IN ONE GAME	7/27/2021 vs. Wichita (23)
ALLOWED 15+ HITS IN ONE GAME	4/29/2022 vs. Amarillo (15)
ALLOWED 10+ HITS IN ONE GAME	4/29/2022 vs. Amarillo (15)
WALKED 14+ TIMES IN ONE GAME	5/8/2021 @ Arkansas (14)
WALKED 10+ TIMES IN ONE GAME	7/29/2021 vs. Wichita (10)
WALKED 8+ TIMES IN ONE GAME	4/21/2022 @ Frisco (9)
ALLOWED 13+ WALKS IN ONE GAME	4/9/2015 @ Midland (13)
ALLOWED 10+ WALKS IN ONE GAME	4/9/2022 @ Springfield (12)
ALLOWED 8+ WALKS IN ONE GAME	4/9/2022 @ Springfield (12)
HIT 7+ HOME RUNS IN A GAME	5/30/2021 vs. San Antonio (7)
HIT 5+ HOME RUNS IN A GAME	8/24/2021 vs. Springfield (5)
HIT 3+ HOME RUNS IN A GAME	4/30/2022 vs. Amarillo (3)
ALLOWED 7+ HOME RUNS IN A GAME	4/15/2011 @ San Antonio (7)
ALLOWED 5+ HOME RUNS IN A GAME	7/6/2021 @ Wichita (5)
ALLOWED 3+ HOME RUNS IN A GAME	4/30/2022 vs. Amarillo (3)
HAD 2 PLAYERS HIT 2 HOME RUNS IN A GAME	Hunter Dozier & Bubba Starling, 4/10/2016 vs. Midland
HIT BACK-TO-BACK HOME RUNS	Freddy Fermin & Brewer Hicklen, 8/24/2021 vs. Springfield
HIT 3 STRAIGHT HOME RUNS	Bobby Witt Jr., Nick Pratto & MJ Melendez, 5/30/2021 vs. San Antonio
SCORED 10+ RUNS IN AN INNING	2nd Inning, 9/9/2021 @ Wichita (10)
SCORED 7+ RUNS IN AN INNING	4th Inning, 4/27/2022 vs. Amarillo (7)
SCORED 5+ RUNS IN AN INNING	4th Inning, 4/27/2022 vs. Amarillo (7)
SCORED 5+ RUNS IN AN EXTRA INNING	10th Inning, 6/2/2012 vs. Frisco (5)
ALLOWED 10+ RUNS IN AN INNING	7/26/2019 vs. Corpus Christi (11)
ALLOWED 7+ RUNS IN AN INNING	2nd Inning, 7/25/2021 @ Tulsa (7)
ALLOWED 5+ RUNS IN AN INNING	9th Inning, 4/28/2022 vs. Amarillo (5)
ALLOWED 5+ RUNS IN AN EXTRA INNING	11th Inning, 8/4/2022 vs. Amarillo (5)
WON A GAME BY 15+ RUNS	18-1, 8/24/2021 vs. Springfield
WON A GAME BY 10+ RUNS	18-1, 8/24/2021 vs. Springfield
LOST A GAME BY 15+ RUNS	23-8, 7/25/2021 @ Tulsa
LOST A GAME BY 10+ RUNS	12-2, 4/21/2022 @ Frisco
SCORED 12+ RUNS IN CONSECUTIVE GAMES	June 28 (vs. Tulsa) & July 2 (@ Frisco), 2015
SCORED 10+ RUNS IN CONSECUTIVE GAMES	April 22 & 23, 2022 @ Frisco
SCORED A RUN WITHOUT AN RBI	9/7/2021 @ Wichita
SCORED MULTIPLE RUNS WITHOUT AN RBI	2 Runs, 8/16/2018 @ Midland
TURNED 5 DOUBLE PLAYS IN ONE GAME	8/20/2015 @ San Antonio
TURNED 3+ DOUBLE PLAYS IN ONE GAME	9/11/2021 @ Wichita (4)
TURNED A TRIPLE PLAY	Frank Schwindel (1B) to Corey Toups (2B) to Humberto Arteaga (SS) to Schwindel to Toups, 8/31/2016 vs. Tulsa
HIT INTO A TRIPLE PLAY	Mauricio Ramos, 7/24/2016 vs. Springfield
COMMITTED 6 ERRORS	5/4/2019 vs. Midland
COMMITTED 5 ERRORS	5/29/2021 vs. San Antonio
COMMITTED 3+ ERRORS	8/17/2021 @ Tulsa (3)
EVERY NATURAL IN THE STARTING LINEUP HAD A HIT	7/2/2021 @ Springfield
EVERY NATURAL IN THE STARTING LINEUP SCORED A RUN	8/24/2021 vs. Springfield
EVERY NATURAL IN THE STARTING LINEUP HAD A HIT AND A RUN	7/2/2021 @ Springfield
LINEUP BATTED AROUND TWICE IN ONE GAME	2nd and 3rd Innings, 8/24/2021 vs. Springfield
WON ON THE LAST AT-BAT OF THE GAME (WALK-OFF WIN)	9/3/2021 vs. Corpus Christi
LOST ON THE LAST AT-BAT OF THE GAME (WALK-OFF LOSS)	8/20/2021 @ Tulsa
PLAYED BACK-TO-BACK EXTRA-INNING GAMES	September 2nd & 3rd, 2021 vs. Corpus Christi
WON BOTH GAMES OF A DOUBLEHEADER	8/24/2021 vs. Springfield (8-0, 4-1)
PITCHED SHUTOUTS IN BOTH GAMES OF A DOUBLEHEADER	8/14/2021 vs. Frisco (1-0, 10-0)
LOST BOTH GAMES OF A DOUBLEHEADER	5/30/2019 vs. Arkansas (7-4, 10-7)

THE LAST TIME A NATURALS HITTER....

HAD 6 HITS IN ONE GAME	Ed Lucas, 7/21/2008 @ Springfield
HAD 5 HITS IN ONE GAME	Dairon Blanco, 7/13/2021 vs. Arkansas
HAD 4 HITS IN ONE GAME	Clay Dungan, 9/4/2021 vs. Corpus Christi
HAD 3 HITS IN ONE GAME	Michael Massey, Nate Eaton & John Rave, 4/29/22 vs. Amarillo
HIT 3 HOME RUNS IN ONE GAME	Bobby Witt Jr., 5/30/2021 vs. San Antonio
HIT 2 HOME RUNS IN ONE GAME	Sebastian Rivero, 4/27/2022 vs. Amarillo
HIT 2 TRIPLES IN ONE GAME	Taylor Featherston, 4/18/2019 vs. Springfield
HIT 3 DOUBLES IN ONE GAME	Ryan O'Hearn, 6/26/2016 @ Tulsa
HIT 2 DOUBLES IN ONE GAME	Robbie Glendinning, 4/29/22 vs. Amarillo
HIT A GRAND SLAM	Tucker Bradley, 4/23/2022 @ Frisco
HIT AN INSIDE-TO-OUT HOME RUN	Brewer Hicklen, 7/15/2021 vs. Arkansas
LED OFF A HOME GAME WITH A HOME RUN	Clay Dungan, 7/18/2021 vs. Arkansas
LED OFF A ROAD GAME WITH A HOME RUN	Clay Dungan, 7/24/2021 @ Tulsa
HIT A PINCH-HIT HOME RUN	Frank Schwindel, 8/21/2015 @ Corpus Christi
HIT A WALK-OFF HOME RUN	Gabriel Cancel, 4/20/2019 vs. Springfield
HIT FOR THE CYCLE	Nicky Lopez, 6/21/2018 @ Tulsa
HAD 7 RBI IN ONE GAME	Taylor Featherston, 7/20/2019 @ Amarillo
HAD 6 RBI IN ONE GAME	Nick Pratto, 5/21/2021 @ Springfield
HAD 5 RBI IN ONE GAME	Nick Loftin, 4/22/2022 @ Frisco
HAD 4 RBI IN ONE GAME	Tucker Bradley, 4/23/2022 @ Frisco
SCORED 4 RUNS IN ONE GAME	Maikel Garcia, 4/8/2022 @ Springfield
SCORED 3 RUNS IN ONE GAME	Nate Eaton, 4/23/2022 @ Frisco
WALKED 4 TIMES IN ONE GAME	Travis Jones, 4/29/2021 @ Springfield
WALKED 3 TIMES IN ONE GAME	John Rave, 4/16/2021 vs. Wichita
STOLE 4 BASES IN ONE GAME	Nick Heath, 5/20/2019 @ Arkansas
STOLE 3 BASES IN ONE GAME	Brewer Hicklen, 8/12/2021 vs. Frisco
STOLE 2 BASES IN ONE GAME	Tucker Bradley, 4/24/2022 @ Frisco
STRUCK OUT 5 TIMES IN ONE GAME	Dairon Blanco, 5/12/2021 vs. Tulsa
STRUCK OUT 4 TIMES IN ONE GAME	Melbrys Vilorio, 9/4/2021 vs. Corpus Christi
STRUCK OUT 3 TIMES IN ONE GAME	Seuly Matias, 4/24/2022 @ Frisco
REACHED BASE 6 TIMES IN ONE GAME	Travis Jones, 6/29/2021 @ Springfield
REACHED BASE 5 TIMES IN ONE GAME	Nate Eaton, 4/23/2022 @ Frisco
REACHED BASE 4 TIMES IN ONE GAME	Michael Massey & Nate Eaton, 4/29/22 vs. Amarillo
REACHED BASE IN EVERY TRIP TO THE PLATE (6 PA)	Johnny Givortella, 7/22/2010 @ Arkansas
REACHED BASE IN EVERY TRIP TO THE PLATE (5 PA)	Nate Eaton, 4/23/2022 @ Frisco
REACHED BASE IN EVERY TRIP TO THE PLATE (4 PA)	Vinnie Pasquantino, 9/8/2021 @ Wichita
REACHED 2 TIMES IN THE SAME INNING	Sebastian Rivero & Nate Eaton, 4th Inning, 4/27/2022 vs. Amarillo
HAD 2 HITS IN THE SAME INNING	Sebastian Rivero & Nate Eaton, 4th Inning, 4/27/2022 vs. Amarillo
SAW 16 PITCHES IN A SINGLE PLATE APPEARANCE	Donnie Dewees, 4/7/2017 vs. San Antonio
SAW 15 PITCHES IN A SINGLE PLATE APPEARANCE	Dennicher Carrasco, 7/18/2021 vs. Arkansas
SAW 14 PITCHES IN A SINGLE PLATE APPEARANCE	Jordan George, 8/27/2019 vs. Midland
SAW 10+ PITCHES IN A SINGLE PLATE APPEARANCE	Michael Massey, 4/24/2022 @ Frisco (10)
HIT HOME RUNS IN BOTH GAMES OF A DOUBLEHEADER	Jimmy Govern, 8/14/2021 vs. Frisco
HIT HOME RUNS IN BACK-TO-BACK GAMES	Michael Massey, 4/23 and 4/24/2022 @ Frisco
HIT HOME RUNS IN 3 STRAIGHT GAMES	Michael Massey, 4/23 to 4/24/2022 @ Frisco
HIT HOME RUNS IN 4 STRAIGHT GAMES	Wil Myers, 5/5 to 5/8/2012 vs. Tulsa
HIT HOME RUNS IN 5 STRAIGHT GAMES	Clint Robinson, 8/7 to 8/12/2010 vs. Arkansas, @ Frisco
HAD 2+ HITS IN 8 STRAIGHT GAMES	Kurt Mertins, May 25 to June 6, 2009
HAD 2+ HITS IN 7 STRAIGHT GAMES	Jeff Bianchi, July 20 to July 27, 2009
HAD 2+ HITS IN 6 STRAIGHT GAMES	Anderson Miller, May 14 to May 19, 2019
HAD 2+ HITS IN 5 STRAIGHT GAMES	Bobby Witt Jr., June 16 to June 20, 2021
HAD A 20+ GAME HITTING STREAK	Clint Robinson, 21 Games: June 15 - July 12, 2010
HAD A 18+ GAME HITTING STREAK	Jordan Parraz, 19 Games: May 27 - June 15, 2009
HAD A 16+ GAME HITTING STREAK	Jackson Flores, 17 Games: June 15 - July 6, 2018
HAD A 14+ GAME HITTING STREAK	Jackson Flores, 15 Games: July 31 - August 16, 2018
HAD A 12+ GAME HITTING STREAK	MJ Melendez, 12 Games: June 26 - July 8, 2010
HAD A 30+ GAME REACHED BASE STREAK	Jackson Flores, 34 Games: May 29 - July 7, 2018
HAD A 25+ GAME REACHED BASE STREAK	Vinnie Pasquantino, 25 Games: August 5 - September 3, 2021
HAD A 20+ GAME REACHED BASE STREAK	Freddy Fermin, 23 Games: July 2, 2021 to August 4, 2021

THE LAST TIME A NATURALS PITCHER....

THREW A 1-HITTER (9 Innings)	N/A
THREW A 1-HITTER (7 Innings)	N/A
THREW A 2-HITTER (9 Innings)	N/A
THREW A 2-HITTER (7 Innings)	Drew Parrish, 8/27/2021 vs. Springfield (Game 2)
THREW A 9-INNING COMPLETE GAME SHUTOUT	Corey Ray, 6/8/2017 vs. Springfield
THREW A 7-INNING COMPLETE GAME SHUTOUT	Drew Parrish, 8/27/2021 vs. Springfield
THREW A 5-INNING COMPLETE GAME SHUTOUT	Danny Duffy, 9/2/2010 vs. Arkansas
THREW A 9-INNING COMPLETE GAME	Scott Blewett, 8/10/2018 vs. Frisco
THREW AN 8-INNING COMPLETE GAME	Ofreidy Gomez, 8/2/2019 @ Tulsa
THREW A 7-INNING COMPLETE GAME	Drew Parrish, 8/27/2021 vs. Springfield
THREW A 6-INNING COMPLETE GAME	Sugar Ray Marimon, 5/26/2013 @ San Antonio
STRUCK OUT 13 IN A GAME	Danny Duffy, July 17, 2013 @ Tulsa
STRUCK OUT 12 IN A GAME	Josh Staumont, 9/4/2016 vs. Arkansas
STRUCK OUT 11 IN A GAME	Alec Marsh, 5/14/2021 vs. Tulsa
STRUCK OUT 10 IN A GAME	Jonathan Bowlan, 5/5/2021 @ Arkansas
WALKED 8 IN A GAME	Noel Arguelles, 5/12/2013 @ Springfield
WALKED 7 IN A GAME	Jason Adam, 7/5/2013 @ Midland
WALKED 6 IN A GAME	Emilio Ogando, 6/9/2018 @ Arkansas
WALKED 5 IN A GAME	Anthony Veneziano, 4/9/2022 @ Springfield
ALLOWED 4 HOME RUNS IN A GAME	Francisco Terrero, 4/22/2018 @ Tulsa
ALLOWED 3 HOME RUNS IN A GAME	Alec Marsh, 4/30/2022 vs. Amarillo
ALLOWED 2 HOME RUNS IN A GAME	Anthony Veneziano, 4/21/2022 @ Frisco
THREW 110+ PITCHES IN A GAME	Andy Ferguson, 8/9/2014 vs. San Antonio (116)
THREW 100+ PITCHES IN A GAME	Brady Singer, 8/31/2019 vs. Frisco (105)
THREW 95+ PITCHES IN A GAME	Gerson Garabito, 9/1/2019 vs. Frisco (96)
THREW 90+ PITCHES IN A GAME	Drew Parrish, 8/27/2021 vs. Springfield (91)
WON HIS NATURALS DEBUT	Walter Pennington, 4/23/2022 @ Frisco
THREW AN IMMACULATE INNING	Grant Gavin, 6th Inning 5/20/2019 @ Arkansas