



**SOD
POODLES
BASEBALL
CLUB**

NEWS & NOTES

HODGETOWN

715 S. BUCHANAN ST

AMARILLO, TEXAS 79101

806-803-7762

TWITTER: @SODPOODLES

Sod Poodles Media Relations Department: Director, Cory Hilborne - CoryH@SodPoodles.com, 806-803-9614

Frisco RoughRiders (63-72, 32-35)

RHP Jack Leiter (2-6, 5.17 ERA)

VS.

Amarillo Sod Poodles (76-60, 42-25)

RHP Yilber Diaz (1-0, 4.00 ERA)

Saturday, September 16, 2023 • 7:05 PM CT • HODGETOWN • Radio: KVWE-102.9 FM • Game 137 • Home Game 68

UPCOMING GAMES

DAY	DATE	OPPONENT	PROBABLE PITCHERS	TIME (CT)	RADIO
Sun	Sept 17	vs FRI	RHP Nick Krauth (5-10, 5.56 ERA) vs. RHP Dylan Ray (1-2, 8.36 ERA)	7:05 PM	KVWE-102.9 FM
Tues	Sept 19	vs SA	TBA vs. TBA	7:05 PM	KVWE-102.9 FM
Thurs	Sept 21	@ SA	TBA vs. TBA	7:05 PM	KVWE-102.9 FM

FRI SEASON RESULTS

Date	Site	Result
4/6	@ FRI	L, 12-4
4/7	@ FRI	W, 5-3
4/8	@ FRI	W, 5-3
4/25	vs. FRI	W, 5-7
4/26	vs. FRI	W, 12-11 (10)
4/27	vs. FRI	L, 5-1
4/28	vs. FRI	L, 12-6
4/29	vs. FRI	W, 11-4
4/30	vs. FRI	L, 12-7
5/1	@ FRI	L, 10-4
5/16	@ FRI	L, 1-1
5/18	@ FRI	L, 1-1
5/19	@ FRI	W, 2-1
5/20	@ FRI	L, 8-7 (10)
5/21	@ FRI	W, 2-1
7/14	vs. FRI	L, 8-3
7/15	vs. FRI	W, 11-4
7/16	vs. FRI	W, 8-0
9/13	vs. FRI	L, 10-1
9/14	vs. FRI	W, 2-1
9/15	vs. FRI	W, 5-4
9/16	vs. FRI	W, 5-4
9/17	vs. FRI	W, 5-4

FRISCO SERIES CAPSULE

2023 at Home: 8-5
2023 on Road: 4-5
All-Time at Home: 30-27
All-Time on Road: 19-23
All-Time Totals: 49-50

STREAKS

Last 5 Games: 4-1
Last 10 Games: 8-2
Longest 2023 Winning Streak: 7
Longest 2023 Losing Streak: 4 (2x)
All-Time W/L: 275-256

LEAGUE STANDINGS

TEXAS LEAGUE 2ND HALF

North (W-L-PCT-GB)		
SPRINGFIELD	37-30	.552
WICHITA	36-31	.537
NW ARKANSAS	35-32	.522
*ARKANSAS	26-41	.388
TULSA	23-44	.343

South (W-L-PCT-GB)		
#AMARILLO	42-25	.627
CORPUS CHRISTI	36-31	.537
MIDLAND	36-31	.537
FRISCO	32-35	.478
*SAN ANTONIO	32-35	.478

OVERALL

North (W-L-PCT-GB)		
*ARKANSAS	71-65	.522
SPRINGFIELD	71-65	.522
WICHITA	64-71	.474
NW ARKANSAS	64-72	.471
TULSA	64-72	.471

South (W-L-PCT-GB)		
#AMARILLO	76-60	.559
CORPUS CHRISTI	69-67	.507
*SAN ANTONIO	69-67	.507
MIDLAND	68-68	.500
FRISCO	63-72	.467

* Clinched 1st half # Clinched 2nd Half

TEAM LEADERS

AVERAGE: .278 - Roberts
HITS: 119 - Vukovich
2B: 22 - Roberts
TRIPLES: 8 - Roberts
HOME RUNS: 24 - Vukovich
RBI: 95 - Vukovich
OPS: .909 - Roberts
SB: 19 - Castillo
SO (P): 65 - Grammes
SAVES: 9 - Montes De Oca
ERA: 3.55 - Grammes
WINS: 5 - Grammes & Rice

ATTENDANCE

Last: 5,287
Total: 343,309
Average: 5,364
No. of Sellouts: 23

TICKET PUNCHED: The Amarillo Sod Poodles are playoff bound after clinching the Texas League South Division second-half championship with a 2-1 win over the Frisco RoughRiders on Tuesday night. Amarillo will face the San Antonio Missions in the South Division Championship series beginning next Tuesday, September 19 at HODGETOWN. It's the first trip to the postseason for the Sod Poodles since winning the 2019 Texas League Championship in the Inaugural Season.

WHAT CAN'T HE DUZE: Camden Duzenack finished the game 3-for-5 with a home run, RBI, and two runs scored, including the game's winning run. He showed off his power with a leadoff home run, his second of such kind in an Amarillo uniform this year, the 10th overall leadoff dinger by a Sod Poodles player this year. He joins Ryan Bliss as the only Sod Poodles player to have multiple leadoff home runs this season as Bliss hit six during his time in Amarillo. Duzenack also showed off the finesse, making his third hit of the night a perfect bunt single to start the bottom of the ninth. Duzenack now is tied for the second-most three-hit games by a Sod Poodle this year with seven, joining A.J. Vukovich. Duzenack is now hitting .321 on the year through 65 games played and has hit safely in 20 of his first 28 games at HODGETOWN including 11 XBH and 17 RBI. He has also hit a walk-off winner (6/1 vs. SPR) and now scored the walk-off winning run.

BEER BOMBS: Seth Beer added his second-straight multi-hit game and his 13th over his last 25 games played. His second hit was a two-run home run that brought the Sod Poodles within one run of the lead in the eighth. For Beer, it was his 13th of the season and his first since September 2 against Midland. He was the first of back-to-back home runs for Amarillo in the inning, the seventh time Amarillo has hit consecutive long balls in the same inning in 2023, and the second time that both Beer and Deyvison De Los Santos have been a part of back-to-back jacks for Amarillo. Beer's 28 multi-hit games this year are the sixth-most on the club after Friday. All of Beer's 13 homers this season have been either solo shots or two-run shots as he also added his 15th multi-RBI game and just the third time having back-to-back multi-RBI games since June 28th-29th.

20 YEARS, 20 TANKS: Deyvison De Los Santos, the Arizona Diamondbacks' 20-year-old no. 4-rated prospect hit his 20th home run of the season to tie the game at four apiece. It was his second home run of the series and second in three games after hitting a solo home run on Wednesday. De Los Santos is one of just three players who are 20 or younger to have 20+ home runs in Double-A this season. De Los Santos joined Milwaukee's Jackson Chourio, who has 22 home runs at just 19 years old, and Chicago Cubs prospect Owen Caissie who is also 20 years old and has 21 homers this year. De Los Santos is hitting .313 (62-for-201) with 13 home runs, 12 doubles, two triples, and 32 RBI over his last 49 games. He leads the Texas League in home runs and XBH over the span while also having the third-most hits.

OH, SEVEN, THREE: Right-hander Taylor Rashi worked another appearance without a run charged against him. He is up to seven straight games without a run after surrendering one in his Amarillo debut back on August 16th. He owns a 0.73 ERA over his first eight games with Amarillo and has 3+ strikeouts in half of those appearances despite never working more than 2.1 IP. His 11.2 IP without a run charged against him are the sixth-longest streak by an Amarillo pitcher.

CALL YOUR GRAM: Making his sixth start of the year and just his second game against Frisco in 2023, Conor Grammes worked a scoreless opening inning with just one hit allowed. The right-hander punched out three RoughRiders in his lone inning to escape a bases-loaded situation in the first inning. Amarillo is 5-1 in games Grammes has started and the former Xavier product owns the bar for most strikeouts by an Amarillo pitcher on the current active roster. Grammes has not allowed a run in five of his last six games on the bump without allowing more than a single run in any of the six games played.

ARM BARNES & HOW NOBLE: Right-hander Zach Barnes made his Amarillo, and Double-A debut with a pair of strikeouts over two innings pitched. He allowed just one hit to the eight batters he faced. Barnes is a Scottsdale, AZ native and played his college ball at Grand Canyon University. He had previously skipped over Double-A, making his Triple-A debut before ever coming to Amarillo. Barnes owns a 7-6 all-time career record including all five of his wins this year coming from his time as a Hillsboro Hop.

V IS FOR VICTORY & VUKOVICH: D-backs' no. 10-rated prospect A.J. Vukovich was one of three Amarillo Sod Poodles to have a multi-hit game on Friday. He finished 2-for-3 with a run and a walk. He currently owns a nine-game hitting streak, the second-longest active streak in the league behind Corpus' Will Wagner (14). Vukovich's season-long hit streak was an 11-gamer which A.J. could match with a hit in each of the final two games of the regular season if he were to play in both. His nine-game hit streak also consists of five multi-hit nights.

CHASE FOR 80: Sitting at 76-60 on the year, the Sod Poodles have already surpassed the most wins in a single-season in team history. That mark was set at 72 during the 2019 Championship season. The Sod Poodles will need to win four more games in 2023 to once again be crowned Texas League Champions once the playoffs start. Amarillo currently holds a 275-256 All-Time record during the regular season and are 281-260 including postseason.

SOD POODLES BREAKDOWN

At Home: 39-28
On the Road: 37-32
Day Games: 10-7
Night Games: 65-53
vs. RHP: 65-50
vs. LHP: 11-10
First Half: 34-35
Second Half: 42-25
April: 11-10
May: 10-16
June: 15-10
July: 15-9
August: 14-13
September: 11-2
Monday: 2-0
Tuesday: 10-11
Wednesday: 12-10
Thursday: 11-11
Friday: 9-13
Saturday: 18-6
Sunday: 14-9

Scoring First: 46-27
Opponent Scoring First: 30-33
Extra Innings: 3-5
Doubleheaders: 6-2
Commit An Error: 41-35
Commit No Errors: 35-25
Walk-Off Wins: 6
Walk-Off Losses: 5

vs. North 1st Half: 7-5
vs. South 1st Half: 27-30
vs. North 2nd Half: 25-11
vs. South 2nd Half: 17-14

Scoring 4+ Runs: 62-37
Opp. Scoring 4+ Runs: 35-58
Scoring 3 Or Fewer Runs: 14-23
Opp. Scoring 3 Or Fewer Runs: 41-22
Out-Hit Opponent/Tie: 63-23
Out-Hit By Opponent: 13-37
Lead After 6: 54-13
Trail After 6: 11-45
Tied After 6: 11-2
Lead After 7: 60-7
Trail After 7: 8-48
Tied After 7: 7-5
Lead After 8: 62-2
Trail After 8: 2-52
Tied After 8: 6-6

Series (W-L-T): 10-6-7

Game 1: 11-13
Game 2: 14-9
Game 3: 12-11
Game 4: 11-11
Game 5: 16-5
Game 6: 12-9
Series Sweeps: 1
Series Been Swept: 0



STARTING PITCHER



#17 YILBER DIAZ - RHP

HEIGHT: 6'0"

WEIGHT: 190

B/T: R/R

AGE: 23 (8/19/2000 in Guatire, Venezuela)

2 G

1-0

10/8 K/BB

4.00 ERA

LAST WIN: 9/5/23 @ ARK

LONGEST 2023 OUTING: 7.0 IP (7/8 vs VAN (A+))

LAST HOME RUN ALLOWED: 8/11/23 @ SPO (Parker Kelly, 2nd Inning, Solo)

CAREER VS. FRI: FIRST APPEARANCE

- Signed by the Arizona Diamondbacks as a minor league free agent on February 5, 2021.
- Is currently ranked as the D-backs' no. 20-rated prospect by MLB Pipeline.
- Appeared in 19 games (1 start) with the DSL D-backs in 2021, going 2-3 with a 5.13 ERA...First professional win came on 8/7/21 vs the DSL D-backs 2.
- Split the 2022 season between Low-A Visalia and High-A Hillsboro, going 4-3 with a 4.06 ERA in 19 games (17 starts).
- Began 2023 with High-A Hillsboro, going 2-10 with a 5.03 ERA in 22 starts with the Hops...Had 124 K and 49 BB across his 87.2 IP.
- Was named NWL Pitcher of the Week for August 29-Sept. 3 after working 5.2 IP, allowing just two hits with nine strikeouts on the road at Vancouver on 8/30.
- Currently is tied for the fourth-most strikeouts in the D-backs farm system in 2023 with 130 and his 23 starts are T-7th in the organization.

CAREER STATS

YEAR	TEAM	W-L	ERA	G	GS	CG	SHO	IP	H	R	ER	HR	HB	BB	SO	WP	GIDP	BAA
2021	DSL D-backs (RK)	2-3	5.13	19	1	0	0	26.1	24	21	15	1	6	18	17	20	3	.264
2022	Visalia (A-)	4-2	3.56	11	0	0	0	48.0	34	21	19	4	3	21	70	7	2	.199
	Hillsboro (A+)	0-1	4.85	8	8	0	0	29.2	22	18	16	1	5	17	29	4	2	.204
2023	Hillsboro (A+)	2-10	5.03	22	22	0	0	87.2	68	54	49	13	5	49	124	18	1	.215
	Amarillo (AA)	1-0	4.00	2	2	0	0	9.0	8	4	4	0	0	8	10	1	1	.242
MINOR LEAGUE TOTALS		9-16	4.62	62	42	0	0	200.2	156	118	103	19	19	113	250	50	9	.217

2023 HIGHS (AA)

INNINGS: 5.0 IP (9/5 @ ARK)
 HITS: 5 (9/10 @ ARK)
 RUNS: 3 (9/10 @ ARK)
 EARNED RUNS: 3 (9/10 @ ARK)
 STRIKEOUTS: 6 (9/5 @ ARK)
 WALKS: 5 (9/10 @ ARK)
 HOME RUNS: --
 CONSECUTIVE WINS: 1 (9/5 @ ARK)
 CONSECUTIVE LOSSES: --
 SHORTEST START: 4.0 (9/10 @ ARK)
 PITCHES THROWN: 94 (9/5 @ ARK)

CAREER HIGHS

INNINGS: 7.0 IP (7/8/23 vs VAN A+)
 HITS: 7 (5/2/23 vs VAN (A+))
 RUNS: 7 (7/30/22 @ EUG (A+))
 EARNED RUNS: 7 (7/30/22 @ EUG (A+))
 STRIKEOUTS: 10 (2x, Last: 6/25/23 vs EUG (A+))
 WALKS: 6 (5/29/23 @ EUG (A+))
 HOME RUNS: 2 (2x, Last: 4/25/23 vs TRI (A+))
 CONSECUTIVE WINS: 3 (7/8-23/23)
 CONSECUTIVE LOSSES: 4 (4/18-5/9/23)
 SHORTEST START: 0.0 (7/19/23 vs EUG (A+))
 PITCHES THROWN: 98 (7/8/23 vs VAN (A+))

2023 SPLITS (AA)

VS. RIGHT: .100/.357/.100, H, 5 K, 4 BB, 10 AB
 VS. LEFT: .304/.407/.304, 7 H, 5 K, 4 BB, 23 AB
 HOME: --
 ROAD: 2 G, 1-0, 4.00 ERA, 9.0 IP, 8 H, 4 R, 4 ER, 10 K, 8 BB
 W/ RISP: .250/.400/.250, 2 H, 2 K, 2 BB, 8 AB
 DAY: 1 G, 0-0, 6.75 ERA, 4.0 IP, 5 H, 3 R, 3 ER, 4 K, 5 BB
 NIGHT: 1 G, 1-0, 1.80 ERA, 3 H, R, ER, 6 K, 3 BB
 TEAM W/L IN STARTS: 2-0

OPPOSING STARTER - RHP JACK LEITER (2-6, 5.17 ERA)

CAREER VS. AMA: 7 G, 1-2, 7.18 ERA, 30.1 IP, 31 H, 24 R, 24 ER, 7 HR, 36 K, 13 BB

BATTER-PITCHER MATCH-UPS (ACTIVE ROSTER, 2023)

SOD POODLES VS. JACK LEITER:

PLAYER	H	AB	AVG	XBH	HR	RBI	BB	SO
Roberts, C	2	5	.400	1	1	3	0	1
Tawa, T	2	6	.333	1	1	3	1	3
Vukovich, A	1	6	.167	0	0	0	1	3
Castillo, N	0	2	.000	0	0	0	0	2
Centeno, J	0	4	.000	0	0	0	0	0
De Los Santos, D	0	4	.000	0	0	0	0	0






ROUGH RIDERS VS. YILBER DIAZ:

PLAYER	H	AB	AVG	XBH	HR	RBI	BB	SO
Rodriguez, K								
Langford, W								
Hicks, L								
Strahm, K								
Zavala, A								
Hatcher, J								
Freeman, C								
Chavez, F								
Kapers, S								

2023 HIGHS: Hits - 4, Runs - 3, RBI - 4, HR - 3, 2B - 2, 3B - 0, BB - 2, K - 3, SB - 0

- 🏆 Player of the Month (July, 2019), Baseball America Minor League All-Star (2019) and Baseball America Double-A All-Star (2019).
- 🏆 Made his MLB debut on 9/10/2021 with the D-backs and spent parts of the 2021 and 2022 seasons in the league with 43 career games played.
- 🏆 Hit the seventh walk-off home run in team history on Aug. 5 against Corpus Christi...Completed a five-run comeback.
- 🏆 **Recorded the first three-HR game of his professional career on September 1 vs Midland....Amarillo's third-ever three-HR game.**
- 🏆 **Was named Texas League Player of the Week for Aug 29 - Sept. 3 after hitting 10-for-19 (4 HR, 2 2B, 8 RBI, 9 R, 2 BB, HBP, 4 K) vs MID.**

2023 HIGHS: Hits - 4, Runs - 3, RBI - 5, HR - 2, 2B - 2, 3B - 1, BB - 2, K - 4, SB - 1

 Had his first three-hit night in 2023 with a 3-for-4 performance against San Antonio...Had three-straight multi-hit games (6/11-14).
 Had a career-long hit streak of 14 games (6/4-28)...Surpassing his previous career-long of 13 games with Visalia (6/27-7/17/21).
 **Recorded a home run in three straight games for the first time in his professional career from July 15-18.** Had five separate consecutive HR games for Low-A Visalia during the 2021 season in which he set a single-season career-high with 21 home runs.
 Hit .317 (20-for-63) with five home runs, three doubles, 15 RBI, and 12 runs scored in 17 games during the month of July.
 **Was named Texas League Player of the Week for August 14-20 after hitting .478 (4 HR, 2 2B, 3B, 14 RBI, 9 R) against Arkansas.**

2023 HIGHS: Hits - 4, Runs - 2, RBI - 3, HR - 1, 2B - 2, 3B - 0, BB - 2, K - 4, SB - 1

- 🏆 2017 World Series Champion (HOU).
- 🏆 Made his MLB Debut on 9/18/2013 with the New York Mets and collected his first single that night off 3-time All-Star Matt Cain.
- 🏆 Set a career-high with 15 home runs including 14 in 81 games with Amarillo in 2022.
- 🏆 Named a Texas League Post-Season All-Star (2022) and the MiLB.com Organization All-Star (2022, ARI).
- 🏆 Recorded just the fourth four-hit game of his professional career on Sept. 3 vs Midland...Last four-hit game came on 8/22/15 with Triple-A Colorado Springs...Has played in 1,002 professional games (including postseason).

2023 HIGHS: Hits - 2, Runs - 1, RBI - 2, HR - 1, 2B - 1, 3B - 1, BB - 3, K - 3, SB --

- 🍌 Signed by the Arizona Diamondbacks as a minor-league free agent on July 2, 2019
- 🍌 Made his professional debut during the 2021 season with Low-A Visalia...Recorded two hits and three RBI in his first game.
- 🍌 Ended his first pro season hitting .198 in 83 games with six HR between Visalia and three games in the Arizona Complex League.
- 🍌 Combined to hit .236 in 88 games between Visalia and High-A Hillsboro during the 2022 season...Hit 21 doubles between the two.
- 🍌 Began the 2023 season with Hillsboro, hitting .207 in 59 games for the Hops.
- 🍌 Was assigned to the ACL on July 13 and proceeded to hit .357 in nine games.
- 🍌 Hit a home run in his Double-A debut for his first hit with Amarillo, going 1-for-2 with two walks on Aug. 3 vs Corpus Christi

2023 HIGHS: Hits - 2, Runs - 1, RBI - 1, HR --, 2B - 1, 3B --, BB - 1, K - 3, SB - 1

- 👤 Signed by the Arizona Diamondbacks on June 22, 2017 as a minor league free agent.
- 👤 Has appeared in 110 games with Amarillo since 2021, hitting .268 (23 2B, 12 HR, 62 RBI, 25 BB).
- 👤 In 65 games with Triple-A Reno in 2022, hit .353 (21 2B, 3 3B, 3 HR, 29 RBI, 16 BB)...Led the D-backs system hitting .338 in 103 games.
- 👤 Was placed on the 60-day IL on March 31, 2023.
- 👤 Began a rehab assignment in the Arizona Complex League on August 5th...Hit .323 in 11 games (HR, 5 RBI, 5 BB).
- 👤 Last Double-A appearance with Amarillo was on May 21, 2022...Hit .311 in 38 games with Amarillo in 2022 (13 2B, 4 HR, 30 RBI, 9 BB).
- 👤 Won a PCL Championship with Reno in 2022.

#2 J.J. D'ORAZIO - C 2023 HIGHS: Hits - 3, Runs - 2, RBI - 3, HR - 1, 2B - 1, 3B - 1, BB - 1, K - 2, SB --																
HEIGHT: 6'1" WEIGHT: 170 B/T: R/R AGE: 21 (12/28/2001 in Maracay, VEN) 2023 SPLITS:																
G	AVG	OBP	SLG	AB	R	H	2B	3B	HR	RBI	BB	SB/ATT	SO	V.RHP	V.LHP	RISP
36	.221	.239	.301	136	12	30	6	1	1	13	4	-/-	32	.210	.294	.225
LAST GAME: 0-for-4, K					LAST HOME RUN: 8/27 @ SA off Blanchard (3-Run)					CURRENT HITTING: 0						
FRI SERIES: 1-for-10, BB, RBI, 2 K					LAST MULTI-HIT GAME: 8/31 @ SA (2-for-3)					SEASON LONG HITTING: 8						
ARK SERIES: 0-for-16, 6 K					CURRENT ON-BASE: 0							SEASON-LONG ON-BASE: 8				

- Traded to the Arizona Diamondbacks from the Toronto Blue Jays on Sept. 1, 2021 along with LHP Yaifer Perdomo as the PTBNL in the Joakim Soria trade.
- Currently ranked as the D-backs' no. 25 rated prospect (MLB Pipeline)
- Hit just two home runs during his first two professional seasons in the Blue Jays system (74 games)...Has hit 11 in 190 games with ARI.
- Has a hit in 20 of his first 36 Double-A games with 8 XBH...First 3-hit night with Amarillo on July 29 at Midland.
- Ranks in the top 10 in the D-backs farm system this year in: 2B (23, T-5th), hits (110, T-7th), and AVG (.278, 8th).
- Hit his first Double-A homer on August 27 on the road in San Antonio...Was a three-run shot in the top of the 9th inning.

#13 DEYVISON DE LOS SANTOS - INF 2023 HIGHS: Hits - 4, Runs - 3, RBI - 3, HR - 1, 2B - 2, 3B - 1, BB - 2, K - 3, SB - 1																
HEIGHT: 6'1" WEIGHT: 185 B/T: R/R AGE: 20 (6/21/1993 in Santo Domingo, Dominican Republic) 2023 SPLITS:																
G	AVG	OBP	SLG	AB	R	H	2B	3B	HR	RBI	BB	SB/ATT	SO	V.RHP	V.LHP	RISP
112	.254	.296	.433	448	71	114	16	2	20	59	24	4/5	124	.259	.231	.238
LAST GAME: 1-for-4, HR, RBI, R, 2 K					LAST HOME RUN: 9/15 vs FRI off Serrano (Solo)					CURRENT HITTING: 4						
FRI SERIES: 5-for-15, 2 HR, 2B, 2 RBI, 3 R, 6 K					LAST MULTI-HIT GAME: 9/13 vs FRI (2-for-4)					SEASON LONG HITTING: 12						
ARK SERIES: 2-for-21, R, 6 K					CURRENT ON-BASE: 4							SEASON-LONG ON-BASE: 16				

- Is currently ranked as the D-backs' no.5-rated prospect
- Named the NWL Player of the Week (7/31/22), MiLB.com Organization All-Star (2022) and Single-A Postseason All-Star (Baseball America).
- Won the batting title in the California League in 2022, hitting .329 in 78 games played for Visalia despite a promotion to Hillsboro on July 22, 2022.
- Had a season-high 12-game hit streak (6/29 - 7/25) that included seven multi-hit games during the streak...Had a 14-game streak from 7/8-28/22
- Since returning to the active roster on July 14th (49 G), he is hitting .313 (63-for-201) with 13 home runs, 12 doubles, two triples, and 32 RBI.
- Has been named D-backs' MiLB Player of the Month three times: June (2022), July (2022), July (2023).

#26 CAMDEN DUZENACK - INF 2023 HIGHS: Hits - 3, Runs - 3, RBI - 5, HR - 1, 2B - 2, 3B - 0, BB - 2, K - 3, SB - 1																
HEIGHT: 5'7" WEIGHT: 170 B/T: R/R AGE: 28 (3/8/1995 in Melissa, TX) 2023 SPLITS:																
G	AVG	OBP	SLG	AB	R	H	2B	3B	HR	RBI	BB	SB/ATT	SO	V.RHP	V.LHP	RISP
65	.321	.393	.508	246	43	79	16	0	10	45	23	4/9	50	.325	.304	.333
LAST GAME: 3-for-5, HR, RBI, 2 R					LAST HOME RUN: 9/15 vs FRI off Garcia (Solo)					CURRENT HITTING: 1						
FRI SERIES: 3-for-12, HR, RBI, 2 R, BB, 2 K					LAST MULTI-HIT GAME: 9/15 vs FRI (3-for-5)					SEASON LONG HITTING: 12						
ARK SERIES: 7-for-26, RBI, 3 R, 2 BB, 4 K					CURRENT ON-BASE: 1							SEASON-LONG ON-BASE: 27				

- Duzenack is entering his 6th professional season, having spent time at every level of minor league ball from Rookie to Triple-A.
- In his debut season (2017), he belted 16 doubles, a triple, and three homers in 222 AB's with A (Short) Hillsboro, slugging .410 that year.
- He logged 318 Triple-A at-bats last season with Reno, slashing .261/.308/.465 while sending 13 balls over the wall accompanied by 20 two-baggers and three triples.
- Earned Amarillo's second walk-off win on 5/31/23 after hitting a two RBI single while the club was down by one run with two outs and the bases loaded.
- Had a 12-game hit streak from June 15-July 4, hitting .449 (22-for-49) with five doubles, three home runs, 14 RBI, and four walks during the stretch.
- Through his first 28 games at HODGETOWN in 2023, is hitting .333 with 11 XBH and 17 RBI...Has a hit in 20-of-28 games played at home.

#7 CALEB ROBERTS - OF 2023 HIGHS: Hits - 4, Runs - 3, RBI - 4, HR - 2, 2B - 2, 3B - 1, BB - 4, K - 4, SB - 1																
HEIGHT: 6'1" WEIGHT: 195 B/T: L/R AGE: 23 (2/9/2000 in West Palm Beach, FL) 2023 SPLITS:																
G	AVG	OBP	SLG	AB	R	H	2B	3B	HR	RBI	BB	SB/ATT	SO	V.RHP	V.LHP	RISP
95	.278	.384	.525	360	71	100	22	8	17	66	58	11/14	113	.284	.240	.294
LAST GAME: 0-for-3, 2 BB, K					LAST HOME RUN: 9/9 @ ARK, off Castano (Solo)					CURRENT HITTING: 0						
FRI SERIES: 4-for-10, R, 2 BB, 2 K					LAST MULTI-HIT GAME: 9/14 vs FRI (3-for-4)					SEASON LONG HITTING: 9						
ARK SERIES: 5-for-20, HR, 4 RBI, R, 2 BB, 5 K					CURRENT ON-BASE: 6							SEASON-LONG ON-BASE: 19				

- Had a season-high nine game hit streak, where he is hit .400 (16-for-40, 2 HR, 3 2B, 3B, 7 RBI, 3 BB, 8 R) from June 28-August 9
- Became the first Sod Poodle to ever homer in four straight games, doing so from June 30 - July 3...Has hit 14 home runs since June 25 (56 G) including his first career grand slam on July 3...It was Amarillo's second in 2023, and the 13th overall in franchise-history.
- Logged his second multi-HR game of the season on September 1 vs Midland...Set his single-season career-high for HR during the performance.
- Was named Texas League Player of the Week for June 26 - July 2 after hitting .438 (7-for-16) with 3 HR, 2 2B, 4 RBI, 3 BB, .550 OBP, 1.125 SLG vs Tulsa.
- Set a career-high with a four-hit game on August 1 vs. CC where he fell a home run shy of the cycle...His eight triples are 2nd in the league.

#3 KRISTIAN ROBINSON - OF 2023 HIGHS: Hits - 1, Runs - 1, RBI - 1, HR --, 2B - 1, 3B --, BB - 1, K - 3, SB --																
HEIGHT: 6'3" WEIGHT: 190 B/T: R/R AGE: 22 (12/11/2000 in Nassau, Bahamas) 2023 SPLITS:																
G	AVG	OBP	SLG	AB	R	H	2B	3B	HR	RBI	BB	SB/ATT	SO	V.RHP	V.LHP	RISP
3	.111	.200	.222	9	1	1	1	-	-	1	1	-/-	5	.125	.000	.500
LAST GAME: 0-for-3					LAST HOME RUN: 9/9 @ RC (A-) off Edwards (Solo)					CURRENT HITTING: 0						
FRI SERIES: 1-for-9, 2B, RBI, BB, R, 5 K					LAST MULTI-HIT GAME: 9/10 @ RC (A-) (2-for-4)					SEASON LONG HITTING: 1						
ARK SERIES: N/A					CURRENT ON-BASE: 0							SEASON-LONG ON-BASE: 1				

- Signed by the Arizona Diamondbacks as an international free agent in July 2017 for \$2.5 Million.
- Currently ranked as the D-backs' no. 11-rated prospect...was at one point the No. 1 prospect in the org and #43 in all of baseball.
- Missed the 2021-2022 seasons after dealing with legal issues and visa concerns.
- Was optioned to Low-A Visalia from the D-backs 40-man roster on May 29, 2023 and appeared in 43 games hitting .288 (18 XBH, 26 RBI).
- Appeared in High-A for the first time after a promotion on July 13th and hit .265 in 10 games (2 HR, 6 RBI) before being DFA on 8/12.
- Was re-assigned to Visalia on 8/29.
- Came to Amarillo riding a 4-game multi-hit streak with the Rawhide and has hit four home runs during the span.

#10 TIM TAWA - OF2023 HIGHS: Hits - 4, Runs - 3, RBI - 5, HR - 2, 2B - 2, 3B - 1, BB - 2, K - 4, SB - 1HEIGHT: 6'0"WEIGHT: 196B/T: R/RAGE: 23 (4/7/1999 in West Linn, OR)2023 SPLITS:

G	AVG	OBP	SLG	AB	R	H	2B	3B	HR	RBI	BB	SB/ATT	SO	V.RHP	V.LHP	HOME	AWAY	RISP
114	.289	.342	.461	425	74	110	21	1	21	74	55	11/18	115	.264	.232	.293	.224	.284

LAST GAME: 1-for-4, BB, 2 K

LAST HOME RUN: 9/10 vs ARK off Puckett (Solo)

CURRENT HITTING: 2

MID SERIES: 2-for-11, 2 BB, 4 K

LAST MULTI-HIT GAME: 9/6 @ ARK (2-for-3)

SEASON LONG HITTING: 10

ARK SERIES: 5-for-17, HR, 2B, 2 RBI, 6 BB, 3 R, 2 K

CURRENT ON-BASE: 10

SEASON-LONG ON-BASE: 13

Recorded his first career multi-HR game on 6/29 vs TUL, going 2-for-4 with two HR and five RBI...His five RBI also tied his career-high (June 17, 2021)

Hit his first career grand slam on July 9 on the road in Springfield...Included his second five RBI game in 2023 and third overall in his professional career.

His 21 HR this year are 2nd on the team and he is one of just four players to record 20+ HR in a single-season in team history.

Set a single-season career-high for RBI with 55 on the season after a 3-RBI night on Aug. 1 vs CC...Previous high was 53 during the 2022 season.

Is one of just five players with more than one multi-HR game this season...Both games have come against TUL (6/12 vs TUL; 8/12 @ TUL).

#5 - JESUS VALDEZ - INF2023 HIGHS: Hits - 3, Runs - 1, RBI - 3, HR - 1, 2B - 1, 3B --, BB --, K - 1, SB - 1HEIGHT: 5'9"WEIGHT: 175B/T: R/RAGE: 25 (12/29/1997 in Bani, Dominican Republic)2023 SPLITS:

G	AVG	OBP	SLG	AB	R	H	2B	3B	HR	RBI	BB	SB/ATT	SO	V.RHP	V.LHP	HOME	AWAY	RISP
6	.375	.375	.625	16	3	6	1	-	1	3	-	1/1	3	.357	.500	.333	.400	.000

LAST GAME: 1-for-3, K

LAST HOME RUN: 8/13 @ TUL off Reyes (2-Run)

CURRENT HITTING: 2

FRI SERIES: 1-for-3, K

LAST MULTI-HIT GAME: 8/13 @ TUL (3-for-5)

SEASON LONG HITTING: 2

ARK SERIES: 1-for-5, R

CURRENT ON-BASE: 2

SEASON-LONG ON-BASE: 2

Originally signed by the Los Angeles Dodgers to a minor league contract on July 3, 2017

Appeared in 60 games with the DSL Dodgers in 2018, hitting .230 with 11 doubles, four triples, six home runs, and 27 RBI

Was traded to the Pittsburgh Pirates on August 31, 2018 for David Freese

Appeared in 81 games in the Pirates organization between 2019-2021 where he hit .269 with 13 doubles, a triple, 10 home runs, and 42 RBI

Had his best season with PIT during the 2019 season with SS-Rk Bristol, hitting .292 in 55 games (12 2B, 3B, 5 HR, 34 RBI)

After hitting a combined .212 in 26 games between High-A and Double-A in 2021, was released by the Pirates on July 28th, 2021

Appeared in 48 games with the Ogden Raptors in 2022, hitting .378 with 20 XBH and 53 RBI.

Signed by the Arizona Diamondbacks on Oct. 25, 2022 and assigned to Hillsboro...In 65 games with the Hops, hit .233 (12 2B, 4 3B, 10 HR, 38 RBI).

Hit a HR in his first appearance as a position player with Amarillo on 8/13 @ TUL...Went 3-for-5 with three RBI.

#19 A.J. VUKOVICH - INF2023 HIGHS: Hits - 3, Runs - 4, RBI - 7, HR - 3, 2B - 2, 3B - 1, BB - 2, K - 4, SB - 1HEIGHT: 6'5"WEIGHT: 210B/T: R/RAGE: 22 (7/20/2001 in Mukwonago, WI)2023 SPLITS:

G	AVG	OBP	SLG	AB	R	H	2B	3B	HR	RBI	BB	SB/ATT	SO	V.RHP	V.LHP	HOME	AWAY	RISP
113	.266	.335	.491	448	83	119	19	5	24	95	45	19/27	140	.273	.231	.300	.237	.314

LAST GAME: 2-for-3, BB, R

LAST HOME RUN: 9/10 @ ARK off Lindow (Solo)

CURRENT HITTING: 9

FRI SERIES: 4-for-9, 2 BB, 2 R, 2 K

LAST MULTI-HIT GAME: 9/15 vs FRI (2-for-3)

SEASON LONG HITTING: 11

ARK SERIES: 9-for-21, 2 HR, 5 RBI, 4 R, 7 K

CURRENT ON-BASE: 9

SEASON-LONG ON-BASE: 16

After being drafted 119th overall out of high school, the D-Backs' number 10 prospect made his professional debut with the Visalia Rawhide on 5/4/2021.

Hit the first Grand Slam for Amarillo in 2023 (6/4 vs SPR) and was the first AMA player in 2023 with a multi-HR effort in the same game (2, 6/10 @ MID

First Sod Poodles player ever with multiple Grand Slams in the same season and one of two players to hit multiple GS for Amarillo (Eduardo Diaz)

Became just the second player in Sod Poodles history with a three-HR game, doing so on July 3 vs TUL joining Edward Olivares (May 5, 2019)...
It was the first three-HR game of his professional career. He also set a career-high with seven RBI which also tied the Sod Poodles franchise-high (Dominic Fletcher, 5/8/2022).

His 24 home runs this year are the third most in a single season in team history and he set the team's single-season RBI record on 9/9 @ ARK.

Was named Texas League Player of the Week for 9/5-10 against Arkansas after hitting .429 (9-for-21) with a pair of home runs and nine RBI.

TEAM BATTING

OVERALL

	AVG	G	AB	R	H	TB	2B	3B	HR	RBI	BB	SO	SB	CS	OBP	SLG	OPS
	.270	136	4637	809	1254	2135	247	32	190	749	497	1288	165	53	.348	.460	.808

MONTHLY

APRIL	.260	21	718	120	187	307	33	6	25	112	79	214	35	8	.336	.428	.764
MAY	.236	26	845	123	199	319	41	5	23	114	95	231	33	9	.318	.378	.696
JUNE	.296	25	883	170	261	443	52	8	38	158	95	232	32	10	.375	.502	.877
JULY	.283	24	788	166	223	419	53	7	43	152	94	222	31	11	.370	.532	.902
AUGUST	.277	27	960	167	266	449	50	5	41	153	99	273	26	10	.351	.468	.819
SEPTEMBER	.266	13	443	63	118	198	18	1	20	60	35	116	8	5	.327	.447	.774

HOME VS. ROAD

HOME	.302	67	2292	463	692	1250	131	17	131	439	214	636	87	19	.369	.545	.914
ROAD	.240	69	2345	346	562	885	116	15	59	310	283	652	78	34	.329	.377	.706

SITUATIONAL SPLITS

	AVG	G	AB	H	TB	2B	3B	HR	RBI	BB	SO	OBP	SLG	OPS
VS RIGHT	.273	136	3859	1054	1814	213	26	165	640	430	1075	.354	.470	.824
VS LEFT	.257	74	778	200	321	34	6	25	109	67	213	.321	.413	.734
W/ RISP	.272	136	1340	365	623	79	13	51	552	188	403	.363	.465	.828
TEAM IS AHEAD	.260	109	1858	484	810	113	12	63	297	200	515	.342	.436	.778
TEAM IS BEHIND	.282	100	1724	487	830	77	10	82	301	197	484	.363	.481	.844

HOME RUNS

MULTI-RBI GAMES

MULTI-HIT GAMES

PLAYER	SOLO	2R	3R	GS	TOTAL	2	3	4	5+	TOTAL	2	3	4	5+	TOTAL
Beer	9	4			13	13	1	1		15	22	4	2		28
Bliss	8	3	1		12	8	3			11	23	12			35
Carrion						1				1					
Castillo	8	4	4	1	17	5	4	2	1	12	13	5	1		19
Centeno	1				1	5	1			6	16	3	1		20
Chen	1	1			2	2				2	1				1
Cintron											2				2
D'Orazio			1		1		1			1	6	2			8
Dalesandro	1				1		1			1	6	2			8
De Los Santos	7	12	1		20	11	3			14	28	5	1		34
Del Castillo	6	4	2		12	5	3	2		10	16	1			17
Duzenack	7	1	1	1	10	7	3	1	1	12	18	7			25
English	4	1	1		6	3	1	1		5	5				5
Enriquez						3				3	4	1	1		6
Guzman		1			1	1	1			2	1	1			2
Lawlar	6	7	2		15	6	2	1		9	21	4			25
Melendez	7	3	2		12	3	3	3		9	8	3			11
Roberts	10	4	2	1	17	10	4	2		16	25	6	1		32
Tawa	12	6	2	1	21	11	4		2	17	25	5	1		31
Valdez		1			1		1			1		1			1
Vicuña	2		2		4		2			2	1	2	1		4
Vukovich	13	5	4	2	24	9	8	4	2	23	25	7			32
Watkins						1				1					
TOTALS:	101	57	25	6	189	104	46	17	6	173	264	71	9	0	344

HOME RUN VARIANTS

WALK-OFF HR (2): Beer (8/5 vs CC, 9th inning, solo); Vukovich (8/29 vs MID, Solo)

BACK-TO-BACK HR (7): English/Vukovich (4/16 vs CC, 7th inning); Roberts/Vukovich (6/3 (1) vs. SPR, 6th inning); Del Castillo/De Los Santos (6/13 vs SA, 7th inning); Beer/Roberts (7/1 vs TUL, 6th inning); Lawlar/Vukovich (7/3 (1) vs TUL, 1st inning); Roberts/Melendez (7/23 vs WCH, 1st inning); Beer/Vukovich (9/15 vs FRI, 8th inning)

MUTLI-HR GAMES (8): Melendez (2x, 7/18 vs WCH, 7/23 vs WCH); Roberts (2x, 7/15 vs FRI. 9/1 vs MID); Tawa (2x, 6/29 vs TUL, 8/12 @ TUL); Vukovich (6/10 @ MID); Castillo (8/16 vs ARK)

THREE-HR GAMES (2): Vukovich (7/3 (1) vs TUL); Beer (9/1 vs MID)

EXTRA-INNING HR (0):

GRAND SLAMS (6): Vukovich (2x, 6/4 vs. SPR, 5th inning; 8/2 vs CC, 4th inning); Roberts (7/3 (2) vs TUL, 5th inning); Tawa (7/9 @ SPR, 3rd inning); Duzenack (7/30 @ MID, 7th inning); Castillo (8/15 vs ARK, 5th inning)

INSIDE-THE-PARK HR (1): Lawlar (7/3 (1) vs TUL, 1st inning)

PINCH-HIT HR (0):

HR IN CONSECUTIVE GAMES (25): De Los Santos (4x, 7/18-19 vs WCH; 8/17-18 vs ARK; 8/22-23 @ SA; 9/2-3 vs MID); Vukovich (4x: 5/5-6 @CC; 6/1-6/3 G1 vs SPR; 6/17-18 vs SA; 7/21-22 vs WCH); Del Castillo (3x: 5/30-31 vs. SPR; 6/8-10 @ MID; 7/8 @ SPR); Bliss (2x: 5/5-6 @ CC; 6/10 @MID - 6/13 vs SA); Castillo (2x: 7/15-16 vs FRI; 8/15-16 vs ARK); Tawa (2x: 5/28 @ SA - 5/30 vs. SPR; 6/3/4 vs. SPR); Roberts (2x: 6/25 @ CC, 6/28 vs TUL; 6/30-7/1 vs TUL); Melendez (2x: 7/14-15 vs FRI; 8/12 @ TUL - 8/15 vs ARK); Lawlar (4/15 vs. CC - 4/18 @ NWA); English (4/23 @ NWA - 4/25 vs. FRI); Beer (9/1-2 vs MID); Duzenack (9/2-3 vs. MID)

HR IN THREE CONSECUTIVE GAMES: (3): Melendez (2x: 7/14-15 vs FRI, 7/18 vs WCH; 8/12 @ TUL - 8/15-16 vs ARK); Castillo (7/15-16 vs FRI, 7/18 vs WCH)

HR IN FOUR CONSECUTIVE GAMES (1): Roberts (6/30 - 7/3 vs TUL)

LEAD OFF HR (10): Bliss (6x: 4/27 vs. FRI; 5/10 vs. MID; 5/18 @ FRI; 6/10 @ MID; 6/13 vs SA; 6/22 @ CC); Duzenack (6/11 @ MID; 9/15 vs FRI); Tawa (6/4 vs. SPR); Vicuña (8/5 vs CC)

STARTS BY BATTING ORDER (TEAM RECORD)									
PLAYER	1	2	3	4	5	6	7	8	9
Beer			4-1	35-18	15-7	0-1			
Bliss	32-36								
Carrion									1-0
Castillo				0-1	1-0	6-6	17-8	16-23	11-6
Centeno		1-2	2-1	0-2	0-1	7-0	10-8	15-8	4-6
Chen								2-1	7-2
Cintron						1-0	2-1	3-2	5-3
D'Orazio						0-1	5-2	9-7	7-5
Dalesandro	1-0						2-2	5-1	19-21
De Los Santos			0-1	11-9	17-24	32-11	3-4		
Del Castillo		1-0	0-2	4-4	16-8	4-10	6-8		
Duzenack	24-11	3-1				0-2	2-5	4-4	6-1
English			7-5	1-0	1-1		1-0	1-1	
Enriquez	1-1	0-1	4-8	0-1	1-0	1-0	3-7	7-2	2-6
Guzman							2-3		2-2
Lawlar	5-1	42-41							
Melendez			1-0	13-13	6-5				
Roberts	6-2	14-6	16-15	1-2	2-4	3-5	12-5	0-1	
Robinson		0-1					1-0	1-0	
Tawa	4-8	15-8		1-1	11-6	14-17	10-7	7-4	
Valdez								1-0	2-1
Vicuña	3-1							5-6	8-5
Vukovich			42-27	10-9	6-4	8-7			
Watkins									2-2

STARTS BY POSITION (TEAM RECORD)									
C	1B	2B	3B	SS	LF	CF	RF	DH	
	42-22								12-5
		26-29		5-5					2-2
					1-0				
	2-3				4-4	6-7	37-23		2-7
25-15									14-13
		7-3		1-0					1-0
		2-3	1-0	8-3					
16-10									5-5
0-1					6-3	15-18	6-2		
	16-16		44-29						3-4
17-24									14-8
		8-6	5-6	13-8	7-3	3-1	3-0		
	8-3				1-2				2-2
						2-0	15-24		2-2
					3-4		1-1		
				44-40					2-2
	5-5		11-13						4-0
18-10	2-5				25-17		2-4		7-4
					1-0	0-1			1-0
		29-17	1-4		13-9	12-13	5-4		2-3
		2-0	1-1						
		2-2	4-1	5-4	2-5		3-0		0-1
	1-6		9-6		12-12	38-20	4-1		2-2
					1-1		0-1		1-0

8+ GAME HITTING STREAKS (CURRENT IN BOLD)		
PLAYER	LENGTH / DATES	STREAK STATS
Castillo	14 G, 6/4-28	.352 (19-for-54), 3 HR, 2 2B, 3B, 12 RBI, 12 R, 4 SB
Dalesandro	13 G, 5/28-7/4	.409 AVG (18-for-44), HR, 2 2B, 2 3B, 5 RBI, 4 BB, 6 SB, 10 R
De Los Santos	12 G, 6/29-7/25	.408 (20-for-49), 2 HR, 2 2B, 3B, 11 RBI, 10 R, BB
Duzenack	12 G, 6/15-7/4	.449 AVG (22-for-49) 5 2B, 3 HR, 14 RBI, 13 R, 4 BB
English	12 G, 4/19-5/2	.370 AVG (17-for-46), 6 2B, 4 HR, 16 RBI, 7 BB, 8 R
Vukovich	11 G, 4/29-5/16	.348 AVG (16-for-46), 3 2B, 3 HR, 3B, 9 RBI, BB, 9 R
Bliss	10 G, 4/6-4/19	.438 AVG (21-for-48), 3 2B, 2 3B, HR, 8 RBI, 8 R
De Los Santos	10 G, 8/12-24	.349 AVG (15-for-43), 5 HR, 2 2B, 11 RBI, 13 R
Del Castillo	10 G, 5/19-5/31	.406 AVG (13-for-32), 2 2B, 2 HR, 8 RBI, 9 BB, 7 R
Tawa	10 G, 5/28-6/15	.395 AVG (15-for-38), 4 HR, 2 2B, 10 RBI, 3 BB, 6 R
Vukovich	9 G, 9/3-15	400 AVG (14-for-35), 3 HR, 8 RBI, 2 BB, 7 R
Bliss	9 G, 6/8-18	.395 AVG (17-for-43), 3 HR, 4 2B, 3B, 13 RBI, 10 R
Bliss	9 G, 5/23-6/3	.357 AVG (15-for-42), 2B, 3B, 2 BB, 3 RBI, 6 SB, 8 R
Bliss	9 G, 5/4-5/14	.459 (17-for-37), 4 2B, 4 HR, 8 RBI, 4 BB, 10 R, 3 SB
Centeno	9 G, 8/6-27	.371 AVG (13-for-35), 3 2B, 3 RBI, 4 BB, 4 R
Lawlar	9 G, 7/30-8/10	.385 AVG (15-for-39), 3 2B, 2 HR, 9 RBI, 13 R, 4 BB
Lawlar	9 G, 6/6-15	.410 AVG (16-for-39), 2 HR, 4 2B, 3B, 4 RBI, 4 BB, 14 R

MULTI-RUN INNINGS		
RUNS	NO. OF TIMES	LAST
2	94	9/14 vs FRI, 5th inning
3	39	9/15 vs FRI, 8th inning
4	32	9/3 vs MID, 7th inning
5	13	9/3 vs MID, 3rd inning
6	10	9/1 vs MID, 2nd inning
7	5	6/29 vs TUL, 1st inning
8+	-	

SCORE BY INNING											
	1	2	3	4	5	6	7	8	9	10	11+
OPP	87	84	89	93	113	117	84	69	50	6	3
AMA	97	91	98	79	106	80	113	91	47	5	2
TOTAL	184	175	187	172	219	197	193	160	97	11	5

FIELDING

CATCHER'S BOX (W/L BASED ON STARTS)						
PLAYER	CS	SB	ATT	CS %	PB	W-L
Centeno	9	36	45	.200	4	25-15
D'Orazio	10	30	40	.250	3	16-10
Dalesandro	0	4	4	.000	0	0-1
Del Castillo	14	38	52	.269	7	17-24
Roberts	11	34	45	.244	8	18-10
TOTAL	44	143	187	.235	22	76-60

TEAM FIELDING						
%	G	PO	A	E	DP	PB
.979	136	3560	1134	103	96	22

ERRORS BY POSITION		
POSITION	SOD POODLES	OPPONENT
C	14	11
1B	9	12
2B	19	14
3B	22	16
SS	17	20
LF	3	4
CF	4	5
RF	4	6
P	11	16
TOTAL	103	104

NOTABLE GAMES



AMARILLO HAVE 5 OR FEWER HITS		
DATE	HITS	OPPONENT
4/15	4	CC
4/20	4	@NWA
4/22	3	@NWA
4/27	5	FRI
5/2	5	@CC
5/4	2	@CC
5/12	5	MID
5/14 (G2)	4	MID
5/16	2	@FRI
5/18	2	@FRI
5/19	4	@FRI
5/21	4	@FRI
5/26	5	@SA
6/20	4	@CC
7/8 (1)	5	@ SPR
7/20	5	vs WCH
7/21	5	vs WCH
8/10	5	@ TUL
8/11	3	@ TUL
8/23	5	@ SA
8/25	4	@ SA
8/31	5	vs MID
9/12	5	vs FRI
9/13	5	vs FRI
TOTAL: 24 (9 HOME, 15 ROAD)		

OPPONENTS HAVE 5 OR FEWER HITS		
DATE	HITS	OPPONENT
4/7	3	@FRI
4/19	2	@NWA
4/20	4	@NWA
4/27	5	FRI
5/2	3	@CC
5/3	5	@CC
5/4	5	@CC
5/14 (G1)	2	MID
5/21	3	@FRI
5/26	5	@SA
5/27	2	@SA
5/30	3	SPR
6/1	5	SPR
6/3 (G2)	4	SPR
6/7	3	@MID
6/11	3	@ MID
6/24	5	@ CC
6/25	5	@ CC
7/15	5	vs FRI
7/16	3	vs FRI
8/3	5	vs CC
8/9	4	@ TUL
8/25	1	@ SA
9/1	4	vs MID
9/5	3	@ ARK
9/7	3	@ ARK
9/8	5	@ ARK
9/12	4	vs FRI
9/14	4	vs FRI
TOTAL: 29 (11 HOME, 18 ROAD)		

AMARILLO HAVE 10 OR MORE RUNS		
DATE	RUNS	OPPONENT
4/12	13	CC
4/14	10	CC
4/26	12	FRI
4/29	11	FRI
5/5	12	@CC
5/14 (G1)	10	MID
6/8	12	@MID
6/10	13	@ MID
6/13	15	vs SA
6/29	12	vs TUL
7/1	12	vs TUL
7/3 (1)	15	vs TUL
7/3 (2)	10	vs TUL
7/15	11	vs FRI
7/18	10	vs WCH
8/2	11	vs CC
8/12	10	@ TUL
8/16	17	vs ARK
8/27	10	@ SA
9/1	10	vs MID
9/3	17	vs MID
TOTAL: 21 (16 HOME, 5 ROAD)		

OPPONENTS HAVE 10 OR MORE RUNS		
DATE	RUNS	OPPONENT
4/6	12	@FRI
4/12	10	CC
4/14	13	CC
4/16	11	CC
4/18	16	@NWA
4/26	11	FRI
4/28	12	FRI
4/30	12	FRI
5/6	12	@CC
5/9	11	MID
5/11	16	MID
5/14 (G2)	13	MID
5/17	10	@FRI
5/23	14	@SA
5/31	13	SPR
6/10	10	@MID
6/15	11	vs SA
6/16	12	vs SA
6/18	11	vs SA
6/20	12	@CC
7/1	10	vs TUL
7/23	12	vs WCH
7/28	10	@ MID
8/2	13	vs CC
8/6	14	vs CC
8/27	11	@ SA
8/31	11	vs MID
9/6	15	@ ARK
9/13	10	vs FRI
TOTAL: 29 (19 HOME, 10 ROAD)		

EXTRA INNING GAMES (8) 3-5

DATE	OPP	RESULT	SCORE	W	L	S	TIME
4/20	@NWA	W (10)	3-2	Otanez, M (1-0)	Biasi, D (1-1)	Rice, J (1)	3:08
4/26	FRI	W (10)	12-11	Workman, B (1-0)	Church, M (0-1)	-	3:24
5/20	@ FRI	L (10)	8-7	Kelly, A (2-0)	Stumpo (0-1)	-	3:26
6/3 (G1)	SPR	L (8)	5-4	Roycroft, C (1-0)	Backhus, K (0-1)	Granillo, A (2)	2:26
6/30	TUL	L (13)	7-6	Fisher, B (5-1)	Grammes, C (2-2)	-	3:42
8/22	@ SA	L (10)	8-7	Bachar, L (4-0)	Stumpo, M (1-4)	-	3:11
8/26	@ SA	L (10)	6-5	Contreras, E (6-7)	Norris, L (0-1)	-	3:08
9/10	@ ARK	W (10)	6-5	Rashi, T (3-0)	Kuhn, T (5-3)	-	3:02

PINCH HITTER TOTALS

PLAYER	DATE	SITUATION	RESULT
Watkins	5/9	Bot 8, 2 outs	2-RBI Triple
Tawa	6/30	Bot 8, 1 out	Sac Fly
Beer	6/30	Bot 11, 0 out	Sac Fly
Vicuña	7/20	Bot 9, 0 out	E 9
Cintron	8/26	Top 10, 2 outs	6-3
Total: 1-for-2, 3B, 4 RBI			

DOUBLEHEADERS (4) 6-2

DATE	OPP	RESULT	SCORE	W	L	S	TIME
5/14 (1)	MID	W	10-1	Albright, L (2-2)	Ginn, J (0-2)	-	1:40
5/14 (2)	MID	L	13-1	Tomioka, S (1-0)	Hill, J (0-3)	-	2:32
6/3 (1)	SPR	L (8)	5-4	Roycroft, C (1-0)	Backhus, K (0-1)	Granillo, A (2)	2:26
6/3 (2)	SPR	W	6-1	Olivero, D (2-4)	Hernandez, K (5-2)	-	1:39
7/3 (1)	TUL	W	15-7	Olivero, D (5-5)	Casparius, B (0-3)	-	1:54
7/3 (2)	TUL	W	10-9	Montes De Oca, C (1-1)	Sublette, R (1-3)	Green, J (4)	2:26
7/8 (1)	@ SPR	W	4-3	Hill, J (3-4)	Pereira, W (5-5)	Pope, A (1)	2:07
7/8 (2)	@ SPR	W	7-6	Backhus, K (4-3)	Pope, B (1-2)	Green, J (5)	2:16

SHUTOUTS (10) 7-3

DATE	OPP	RESULT	SCORE	W	L	S	TIME
4/19	@NWA	W	5-0	Jarvis, B (2-1)	Veneziano, A (1-1)	-	2:29
4/21	@NWA	L	5-0	Hoffmann, A (2-1)	Hill, J (0-1)	-	2:26
4/22	@NWA	L	5-0	Marsh, A (1-0)	Patrick, C (0-3)	-	2:14
5/3	@CC	W	3-0	Pope, A (1-0)	Kouba, R (1-1)	Backhus, K (4)	2:15
5/27	@SA	W	1-0	Patrick, C (2-5)	Snider, D (0-3)	-	2:30
6/7	@MID	W	4-0	Green, J (1-0)	Cusick, R (3-3)	-	2:35
7/16	vs FRI	W	8-0	Lin, Y (1-0)	Bremer, N (0-1)	-	2:24
8/25	@ SA	W	1-0	Rashi, T (1-0)	Bachar, L (4-1)	Otanez, M (1)	2:11
8/31	vs MID	L	11-0	Basso, B (2-0)	Ray, D (0-1)	Emmanuel, S (1)	2:34
9/1	vs MID	W	10-0	Hill, J (7-6)	Beers, B (3-9)	-	1:56
9/7	@ ARK	W	1-0	Grammes, C (5-2)	Puckett, A (6-3)	Rashi, T (1)	2:51

WALK-OFF WINS

DATE	SCORE	GAME-WINNING PLAY
4/26	12-11 (10th)	Lawlar RBI-double
6/1	3-2 (7th)	Duzenack two RBI Single
8/3	4-3	Roberts RBI-double
8/5	8-7	Beer solo HR
8/29	7-6	Vukovich Solo HR
9/15	5-4	Bases-Loaded Balk

#15 - ZACH BARNES - RHP				2023 HIGHS: IP - 2.0, K - 2, BB - 1, H - 1, R - 1, ER - 1				RECENT APPEARANCES																						
HEIGHT: 6'0"				WEIGHT: 180				B/T: R/R				AGE: 24 (4/10/1999 in Scottsdale, AZ)				DATE		DEC	P-S	IP	H	R	ER	HR	BB	SO	IR/S			
1 G				0-0				-/- SV/SVO				2/1 K/BB				4.50 ERA				9/15	ND	27-15	2.0	1	1	1	0	1	2	0/0
OVERALL: 1 G, 2.0 IP, H, R, ER, 2 K, BB				SEPT: 1 G, 0-0, 4.50 ERA, 2.0 IP, H, R, ER, 2 K, BB				LAST 10 G: 0-0, 4.50 ERA, 2.0 IP, H, R, ER, 2 K, BB				VS. FRI: 1 G, 0-0, 4.50 ERA, 2.0 IP, H, R, ER, 2 K, BB																		
Signed by the D-backs as a minor league free agent on July 17, 2021 after a collegiate career at Grand Canyon University.				Made his professional debut on 8/7/21 with Low-A Visalia, his only professional start (3.0 IP, 4 H, 4 R, 3 ER, 2 HR, 2 K, BB).				Appeared in 22 games during the 2022 season across three levels and went 2-2 with a 8.31 ERA.				In 2023, has spent time in Hillsboro and Reno, working in 40 games and was 5-4 with a 4.45 ERA...All wins with Hillsboro.																		
2023 SPLITS				VS. RHB: .000/.000/.000, RBI, K, 3 PA HOME: 1 G, 0-0, 4.50 ERA, 2.0 IP, H, R, ER, 2 K, BB W/ RISP: .000/.000/.000, RBI, K, 2 PA				VS. LHB: .250/.400/.500, H, 2B, K, BB, 5 PA AWAY: --				LAST WIN: 9/3/23 @ VAN (A+) LAST LOSS: 7/16/23 @ EVE (A+) LAST SAVE: N/A																		
#38 CONOR GRAMMES - RHP				2023 HIGHS: IP - 3.1, K - 5, BB - 4, H - 4, R - 3, ER - 2				RECENT APPEARANCES																						
HEIGHT: 6'1"				WEIGHT: 200				B/T: R/R				AGE: 26 (7/13/1997 in McLean, VA)				DATE		DEC	P-S	IP	H	R	ER	HR	BB	SO	IR/S			
30 G				5-2				0/3 SV/SVO				65/35 K/BB				3.55 ERA				8/3	ND	60-37	3.1	2	2	2	1	1	5	--
OVERALL: 30 G, 2 HLD, 5 GF, 45.2 IP, 40 H, 18 ER, 5 HR, 65 K, 35 BB				SEPT: 4 G, 1-0, 1.50 ERA, 6.0 IP, 5 H, R, ER, 8 K, 5 BB				LAST 10 G: 2-0, 3.60 ERA, 2 GS, 15.0 IP, 13 H, 6 ER, HR, 22 K, 15 BB				VS. FRI: 2 G, 0-0, 0.00 ERA, GS, 2.0 IP, 4 H, 3 R, 5 K, 2 BB																		
Selected by the Arizona Diamondbacks 5th round of the 2019 MLB draft out of Xavier University (Cincinnati, OH).				In games where he logged at least 2.0 innings on the bump (6 G) in 2022, he also posted his most single-game strikeouts, encompassing both of his five (8/4 & 8/13) and four K (8/9 & 8/30) performances.				Across a 12 game stretch, he logged at least two strikeouts in all but one relief appearances from 7/15-9/3/22 (19.0 IP), logging 36 total punch outs (17.1 K/9) across the stretch.																						
2023 SPLITS				VS. RHB: .185/.319/.228, 17 H, 4 2B, 8 RBI, 43 K, 17 BB, 113 PA HOME: 15 G, 3-2, 3.86 ERA, 23.1 IP, 25 H, 2 HR, 10 ER, 34 K, 19 BB W/ RISP: .224/.365/.345, 13 H, 19 RBI, 2 HR, 2B, 21 K, 12 BB, 74 PA				VS. LHB: .307/.447/.520, 23 H, 5 HR, 2B, 17 RBI, 22 K, 18 BB, 94 PA AWAY: 15 G, 2-0, 3.22 ERA, 2 GS, 2 HLD, 2 CF, 22.1 IP, 15 H, 3 HR, 8 ER, 31 K, 16 BB				LAST WIN: 9/7/23 @ ARK LAST LOSS: 6/30/23 vs. TUL LAST SAVE: 5/21/23 @ EUG (A+)																		
#30 - GUNNAR GROEN - RHP				2023 HIGHS: IP - 3.0, K - 2, BB - 1, H - 6, R - 4, ER - 3				RECENT APPEARANCES																						
HEIGHT: 6'6"				WEIGHT: 220				B/T: R/R				AGE: 26 (7/1/1997 in London, UK)				DATE		DEC	P-S	IP	H	R	ER	HR	BB	SO	IR/S			
1 G				0-1				-/- SV/SVO				2/1 K/BB				9.00 ERA				9/13	L (1)	52-32	3.0	6	4	3	1	1	2	--
OVERALL: 1 G, GS, 3.0 IP, 6 H, HR, 4 R, 3 ER, 2 K, BB				SEPT: 1 G, GS, 3.0 IP, 6 H, HR, 4 R, 3 ER, 2 K, BB				LAST 10 G: 0-1, 9.00 ERA, GS, 3.0 IP, 6 H, HR, 4 R, 3 ER, 2 K, BB				VS. FRI: 1 G, 0-1, 9.00 ERA, GS, 3.0 IP, 6 H, HR, 4 R, 3 ER, 2 K, BB																		
Signed by the Arizona Diamondbacks as a minor league free agent on June 15, 2022 after playing his college ball at Pepperdine.				Made his professional debut on June 20, 2022 with the ACLD-backs and earned the win after 2.0 IP without a hit and three strikeouts.				Across three levels prior to joining Amarillo, was 6-2 with a 4.58 ERA...Earned consecutive wins with Hillsboro on 9/7-10.				Made his Double-A Debut with his first professional start, going 3.0 IP with six hits and four runs (3 earned) and two strikeouts.																		
2023 SPLITS				VS. RHB: .667/.571/1.333, 4 H, 2B, HR, 3 RBI, K HOME: 1 G, 0-1, 9.00 ERA, 3.0 IP, 6 H, 4 R, 3 ER, HR, 2 K, BB W/ RISP: .333/.375/.833, 2 H, HR, 4 RBI, BB				VS. LHB: .250/.333/.250, 2 H, RBI, K, BB AWAY: --				LAST WIN: 9/10/23 vs SPO (A+) LAST LOSS: 9/13/23 vs FRI LAST SAVE: N/A																		
#35 DILLON LARSEN - LHP				2023 HIGHS: IP - 3.0, K - 4, BB - 4, H - 3, R - 5, ER - 5				RECENT APPEARANCES																						
HEIGHT: 6'5"				WEIGHT: 230				B/T: R/L				AGE: 24 (7/9/1998 in Ellensburg, WA)				DATE		DEC	P-S	IP	H	R	ER	HR	BB	SO	IR/S			
15 G				0-0				0/0 SV/SVO				24/31 K/BB				6.15 ERA				8/6	ND	42-20	0.2	2	5	5	0	4	2	2/2
OVERALL: 15 G, 26.1 IP, 2 HLD, 2 GF, 19 H, 3 HR, 18 R, 18 ER, 24 K, 31 BB				SEPT: 5 G, 0-0, 5.14 ERA, GF, HLD, 7.0 IP, 8 H, 4 R, 4 ER, HR, 9 K, 7 BB				LAST 10 G: 0-0, 5.60 ERA, 2 HLD, GF, 17.2 IP, 14 H, 3 HR, 11 ER, 16 K, 18 BB				VS. FRI: 4 G, 0-0, 5.40 ERA, 5.0 IP, 4 H, 3 R, 3 ER, HR, 5 K, 7 BB																		
Signed by the Arizona Diamondbacks as a minor league free agent on May 13, 2022 out of Central Washington University.				From 7/12-9/3/2022, he allowed just four earned runs across 12 relief appearances (18.2 IP), good for a 1.99 ERA.				Appeared in 25 games with High-A Hillsboro in 2023, going 1-4 with a 4.54 ERA over 41.2 IP with 55 K and 38 BB.				Across eight total Double-A appearances with Amarillo over the last two years is 0-1 with a 5.94 ERA (11 H, 11 ER, 14 K, 20 BB)																		
2023 SPLITS				VS. RHB: .219/.378/.422, 14 H, 2 2B, 3B, 3 HR, 12 RBI, 13 K, 16 BB, 83 PA HOME: 10 G, 0-0, 6.23 ERA, 17.1 IP, 11 H, 12 ER, 2 HR, 15 K, 21 BB W/ RISP: .176/.383/.382, 6 H, 2B, 2 HR, 14 RBI, 10 K, 12 BB, 48 PA				VS. LHB: .172/.455/.276, 5 H, 2B, 3B, 3 RBI, 11 K, 15 BB, 44 PA AWAY: 5 G, 0-0, 6.00 ERA, 2 HLD, GF, 9.0 IP, 8 H, 6 R, 6 ER, HR, 9 K, 10 BB				LAST WIN: 6/24/23 vs EVE (A+) LAST LOSS: 6/9/23 vs SPO (A+) LAST SAVE: 8/28/22 @ VAN (A+)																		
#21 - CARLOS MEZA - LHP				2023 HIGHS: IP - 1.0, K - 3, BB - 2, H - 5, R - 5, ER - 5				RECENT APPEARANCES																						
HEIGHT: 6'1"				WEIGHT: 155				B/T: L/L				AGE: 22 (2/10/2001 in Charallave, Venezuela)				DATE		DEC	P-S	IP	H	R	ER	HR	BB	SO	IR/S			
4 G				0-0				-/- SV/SVO				6/4 K/BB				24.30 ERA				8/31	ND	30-16	0.2	5	5	5	0	1	0	0/0
OVERALL: 4 G, 3.1 IP, 8 H, 10 R, 9 ER, 6 K, 4 BB				SEPT: 3 G, 0-0, 13.50 ERA, 2.2 IP, 3 H, 5 R, 4 ER, 6 K, 3 BB				LAST 10 G: 0-0, 24.30 ERA, 3.1 IP, 8 H, 10 R, 9 ER, 6 K, 4 BB				VS. FRI: 2 G, 0-0, 5.40 ERA, 1.2 IP, H, 2 R, ER, 5 K, 2 BB																		
Was signed by the Arizona Diamondbacks on March 23, 2018 to a minor league contract.				Spent the 2018-19 seasons in the Dominican Summer League, going 5-3 with a 4.42 ERA in 28 games (2 starts).				In the Arizona Complex league in 2021, was 1-4 with a 4.97 ERA in 11 games (7 starts).				Spent all of 2022 with Low-A Visalia where he appeared in a career-high 38 games and was 6-4 with a 6.31 ERA.				So far in 2023, has appeared in 35 games with High-A Hillsboro and was 3-4 with a 4.94 ERA in 35 games.														
2023 SPLITS				VS. RHB: .500/.529/.667, 6 H, 2 2B, 7 RBI, 5 K, 3 BB, 17 PA HOME: 3 G, 0-0, 23.14 ERA, 2.1 IP, 6 H, 2B, 7 R, 6 ER, 5 K, 3 BB W/ RISP: .714/.545/1.000, 5 H, 2 2B, 10 RBI, K, BB, 11 PA				VS. LHB: .500/.500/.500, 2 H, 3 RBI, K, BB, 6 PA AWAY: 1 G, 0-0, 27.00 ERA, 1.0 IP, 2 H, 3 R, 3 ER, K, BB				LAST WIN: 5/24/23 vs TRI (A+) LAST LOSS: 8/26/23 vs EUG (A+) LAST SAVE: 8/16/23 @ EVE (A+)																		
#40 CHRISTIAN MONTES DE OCA - RHP				2023 HIGHS: IP - 2.1, K - 3, BB - 2, H - 5, R - 4, ER - 3				RECENT APPEARANCES																						
HEIGHT: 6'4"				WEIGHT: 230				B/T: R/R				AGE: 23 (8/30/1999 in Santo Domingo, Dominican Republic)				DATE		DEC	P-S	IP	H	R	ER	HR	BB	SO	IR/S			
41 G				2-2				9/12 SV/SVO				54/26 K/BB				4.05 ERA				8/5	ND	22-15	2.0	0	0	0	0	2	0/0	
OVERALL: 41 G, 7 HLD, 20 GF, 60.0 IP, 49 H, 27 ER, 8 HR, 54 K, 26 BB				SEPT: 4 G, 0-0, 0.00 ERA, 4 GF, 4 SV, 8.1 IP, 3 H, 8 K, 4 BB				LAST 10 G: 1-0, 2.60 ERA, 7 GF, 6 SV, 17.1 IP, 11 H, 2 HR, 5 ER, 17 K, 7 BB				VS. FRI: 7 G, 0-0, 3.97 ERA, 3 GF, HLD, 2 SV, 11.1 IP, 7 H, 5 R, 5 ER, 9 K, 3 BB																		
Allowed runs in just two of his 10 games with Low-A Visalia to begin his professional career in 2022.				Made his professional debut on 4/21/2022 vs. San Jose tossing two scoreless innings where he struck out five batters.				Was a perfect 13-for-13 in save opportunities, tied for the most in the Diamondbacks farm system in 2022.				His nine saves in 2023 are second-most in the ARI farm system and his 22 saves since the start of 2022 are T-13th in MiLB																		
2023 SPLITS				VS. RHB: .187/.232/.328, 25 H, 5 HR, 2 2B, 3B, 13 RBI, 39 K, 7 BB HOME: 20 G, 2-0, 4.75 ERA, 30.1 IP, 30 H, 5 HR, 16 ER, 28 K, 13 BB W/ RISP: .268/.321/.394, 19 H, 3 2B, 2 HR, 23 RBI, 21 K, 5 BB				VS. LHB: .279/.411/.442, 24 H, 5 2B, 3 HR, 16 RBI, 16 K, 19 BB AWAY: 21 G, 0-2, 3.34 ERA, 12 GF, 6 HLD, 5 SV, 29.2 IP, 19 H, 11 ER, 3 HR, 26 K, 13 BB				LAST WIN: 8/15/23 vs ARK LAST LOSS: 7/5/23 @ SPR LAST SAVE: 9/14/23 vs FRI																		

STARTERS:	W/L	Quality	IP	H	R	ER	HR	BB	SO	ERA
	34-36	22	594.2	609	399	363	81	316	584	5.49
RELIEVERS:	W/L	SV/OPP	IP	H	R	ER	HR	BB	SO	ERA
	42-24	38/63	592.0	555	395	347	81	366	700	5.28

PITCHER STARTS: Albright (25), Hill (25), Patrick (19), Olivero (17), Lin (11), Bain (7), Solomon (7), Grammes (6), Tineo (4), Jarvis (3), Ray (3), Diaz (2), Mabrey (2), Vizcaino (2), Davies (1), Groen (1), Montilla (1)

QUALITY CONTROL														
STARTING PITCHER	TOTAL STARTS	QUALITY STARTS	6-6.2 IP (3 ER)	6-6.2 IP (2 ER)	6-6.2 IP (1 ER)	6-6.2 IP (0 ER)	7-7.2 IP (3 ER)	7-7.2 IP (2 ER)	7-7.2 IP (1 ER)	7-7.2 IP (0 ER)	8-9 IP (3 ER)	8-9 IP (2 ER)	8-9 IP (1 ER)	8-9 IP (0 ER)
ALBRIGHT	25	5	1	1	2	1	-	-	-	-	-	-	-	-
BAIN	7	1	1	-	-	-	-	-	-	-	-	-	-	-
DAVIES	1	-	-	-	-	-	-	-	-	-	-	-	-	-
DIAZ	2	-	-	-	-	-	-	-	-	-	-	-	-	-
GRAMMES	6	-	-	-	-	-	-	-	-	-	-	-	-	-
GROEN	1	-	-	-	-	-	-	-	-	-	-	-	-	-
HILL	25	4	-	-	-	1	-	-	1	1	-	-	-	1
JARVIS	3	-	-	-	-	-	-	-	-	-	-	-	-	-
LIN	11	4	-	-	1	1	-	1	1	-	-	-	-	-
MABREY	2	-	-	-	-	-	-	-	-	-	-	-	-	-
MONTILLA	1	-	-	-	-	-	-	-	-	-	-	-	-	-
OLIVERO	17	1	-	-	1	-	-	-	-	-	-	-	-	-
PATRICK	19	6	2	1	-	2	-	-	-	1	-	-	-	-
RAY	3	-	-	-	-	-	-	-	-	-	-	-	-	-
SOLOMON	7	1	1	-	-	-	-	-	-	-	-	-	-	-
TINEO	4	-	-	-	-	-	-	-	-	-	-	-	-	-
VIZCAINO	2	-	-	-	-	-	-	-	-	-	-	-	-	-

TEAM PITCHING																			
OVERALL																			
	W	L	ERA	G	CG	SHO	SV	SVO	IP	H	R	ER	HR	HB	BB	IBB	SO	WHIP	AVG
	76	60	5.38	136	0	8	38	63	1186.2	1164	794	709	162	72	682	6	1284	1.56	.256
MONTHLY																			
APRIL	11	10	6.02	21	0	1	6	7	187.0	189	141	125	23	10	114	1	221	1.62	.260
MAY	10	16	5.86	26	0	2	4	8	219.2	216	157	143	26	14	140	1	235	1.62	.258
JUNE	15	10	5.33	25	0	1	5	11	221.0	217	141	131	39	22	110	1	217	1.48	.257
JULY	15	9	5.16	24	0	1	7	13	202.1	220	131	116	27	9	103	0	210	1.60	.276
AUGUST	14	13	5.52	27	0	1	9	17	239.2	234	172	147	37	12	145	3	275	1.58	.254
SEPTEMBER	11	2	3.62	13	0	2	7	7	117.0	88	52	47	10	5	70	0	126	1.35	.212
HOME VS. ROAD TEAM PITCHING																			
	W	L	ERA	G	CG	SHO	SV	SVO	IP	H	R	ER	HB	BB	SO	WHIP	AVG		
HOME	39	28	5.99	67	0	2	16	25	595.0	624	440	396	33	358	655	1.65	.269		
ROAD	37	32	4.76	69	0	6	22	38	591.2	540	354	313	39	324	629	1.46	.243		

PITCHING STREAKS (NO EARNED RUNS)											
CONSECUTIVE SCORELESS INNINGS						CONSECUTIVE SCORELESS APPEARANCES					
PLAYER	LENGTH(IP) - DATES	STREAK STATS				PLAYER	LENGTH - DATES	STREAK STATS			
Hill	17.0 - 8/25-9/7	3 GS, 6 H, 12 K, 3 BB, HB				Green	12 G, 6/3-7/8	8 H, 13 K, 4 BB, 58 BF			
Patrick	16.2 - 7/19-30	3 GS, 14 K, 10 H, 2 BB				Backhus	9 G - 5/18-6/11	10 H, 14 K, 4 BB, HB			
Green	15.1 - 6/3-7/8	12 G, 8 H, 13 K, 4 BB				Saalfrank	8 G - 5/7-5/30	3 H, 17 K, 5 BB, HB			
Hill	14.1 - 7/15-27	3 GS, 6 H, 13 K, 4 BB				Rashi	7 G, 8/19-9/15	2 H, 17 K, BB			
Saalfrank	12.1 - 5/4-5/30	9 G, 3 H, 18 K, 5 BB, HB				Backhus	6 G, 8/5-24	7 H, 12 K, 6 BB			
Rashi	11.2 - 8/16-9/15	8 G, 2 H, 17 K, BB				Backhus	6 G, 7/8-30	7 H, 7 K, 5 BB			
Patrick	11.1 - 5/21-6/3	3 GS, 3 H, 12 K, 4 BB				Pope	6 G - 5/26 - 6/16	4 H, 11 K, 35 BF			
Backhus	10.2 - 5/18-6/11	9 G, 10 H, 14 K, 4 BB, HB				Backhus	6 G - 4/15-5/3	2 H, 2 BB, 9 K			
Backhus	10.1 - 8/5-24	6 G, 7 H, 12 K, 6 BB				Grammes	5 G, 7/15-29	10 H, 14 K, 2 BB, HBP			
Pope	10.1 - 5/26-6/20	7 G, 4 H, 13 K, 2 BB, HB				Vizcaino	5 G, 7/27-8/6	3 H, 10 K, 4 BB			
Backhus	9.1 - 4/12-5/6	8 G, 4 H, 12 K, 2 BB				M. De Oca	4 G, 9/2-14	3 H, 8 K, 4 BB, 4 SV			
Grammes	9.1 - 7/15-8/3	6 G (3 GS), 11 H, 15 K, 2 BB, HBP				Otanez	4 G, 8/25-9/12	3 H, 8 K, BB			
M. De Oca	8.1 - 9/2-14	4 G, 3 H, 8 K, 4 BB, 4 SV				Rice	4 G, 8/18-26	4 H, 11 K, BB			
Hill	8.1 - 8/8-13	2 GS, 3 H, 7 K, 2 BB				Rice	4 G, 6/3-15	H, 3 K, 2 BB, HB			

EJECTIONS

PLAYER/COACH	DATE/LOCATION	UMPIRE	REASON
Shawn Roof	4/30, HODGETOWN vs. FRI	HP Jarrod Moehlmann	Arguing call
Shawn Roof	5/20, Riders Field @ FRI	3B Steven Rios Jr.	Arguing call
Shawn Roof	6/9, Momentum Bank Ballpark @ MID	3B Sean Sparling	Checked swing
Jamison Hill	6/18, HODGETOWN vs SA	1B Steven Rios Jr.	Words
Shawn Roof	6/18, HODGETOWN, vs SA	HP Malcom Smith	Arguing call
Juan Centeno	6/30, HODGETOWN, vs TUL	HP Jarrod Moehlmann	Arguing call
Tom Gorzelanny	7/28, Momentum Bank Ballpark @ MID	HP Chris Murphy	Balls/Strikes
Shawn Roof	8/4, HODGETOWN, vs CC	HP Ty Krauss	Arguing Ball

AWARDS

PLAYER/COACH	AWARD	DATES	STATS
Bryce Jarvis	Texas League Pitcher of the Week	4/17-4/23	1-0, 5.0 IP, 0 H, 8 K, 4 BB
Ryan Bliss	Texas League Player of the Month	April	18 G, .410 AVG (34-for-83), 2 HR, 14 RBI, 17 R
Chad Patrick	Texas League Pitcher of the Week	5/22-5/28	1-0, 7.0 IP, 2 H, 6 K, 2 BB
Ryan Bliss	Texas League Player of the Month	May	23 G, .361 AVG (35-for-97), 5 HR, 13 RBI, 21 R
Caleb Roberts	Texas League Player of the Week	6/28-7/2	.438 (7-for-16), 3 HR, 2 2B, 4 RBI, 3 BB, 1.675 OPS
Deyvison De Los Santos	ARI MiLB Player of the Month	July	14 G, .364 (20-for-55), 2 HR, 4 2B, 3B, 10 RBI
Neyty Castillo	Texas League Player of the Week	8/14-20	.478 (11-for-23), 4 HR, 2 2B, 3B, 14 RBI, 1.694 OPS
Seth Beer	Texas League Player of the Week	8/29-9/3	.526 (10-for-19), 4 HR, 2 2B, 8 RBI, 1.854 OPS
Caleb Roberts	ARI MiLB Player of the Month	August	20 G, .321(26-for-81) 2 HR, 8 2B, 2 3B, 11 RBI

2023 MILESTONES ON THE HORIZON

NAME	MILESTONE	TO MEET (CURRENT TOTAL)
Caleb Roberts	Amarillo Single-Season Triples Record	1 (8)

2023 MILESTONES REACHED

NAME	MILESTONE	DATE
Luke Albright	150 Career IP	4/7 @ FRI
Ryan Bliss	150 Career Hits	4/14 vs. CC
A.J. Vukovich	150 Career RBI	4/16 vs. CC
Tim Tawa	150 Career Hits	4/16 vs. CC
A.J. Vukovich	150 Career RBI	4/16 vs. CC
Andrew Saalfrank	100 Career Strikeouts	4/20 @ NWA
Jamison Hill	150 Career Strikeouts	4/21 @ NWA
Austin Pope	200 Career Strikeouts	4/21 @ NWA
Austin Pope	200 Career IP	6/24 @ CC
Devison De Los Santos	150 Career RBI	4/26 vs. FRI
Jackson Goddard	150 Career Strikeouts	4/28 vs. FRI
Deyni Olivero	400 Career IP	4/29 vs. FRI
Tristin English	250 Career Hits	4/29 vs. FRI
Adrian Del Castillo	100 Career Hits	4/30 vs. FRI
A.J. Vukovich	250 Career Hits	5/4 @ CC
Michel Otanez	250 Career Strikeouts	5/17 @ FRI
Ryan Bliss	200 Career Hits	5/28 @ SA
Ryan Bliss	100 Career RBI	6/17 vs SA
Kyle Backhus	100 Career IP	6/1 vs. SPR
Deyni Olivero	300 Career Strikeouts	6/3 (2) vs. SPR
Jordan Lawlar	150 Career Hits	6/3 (1) vs. SPR
Josh Green	250 Career Strikeouts	6/14 vs SA
Jeff Bain	500 Career Strikeouts	7/3 (2) vs TUL
Tim Tawa	Most Single-Season HR	14, 7/15 vs FRI
Caleb Roberts	Most Single-Season HR	10, 7/15 vs FRI
Jordan Lawlar	100 Career RBI	7/16 vs FRI
A.J. Vukovich	Most Single-Season HR	18, 7/22 vs WCH
Seth Beer	450 Career MiLB Hits	7/22 vs WCH
Kyle Backhus	150 Career Strikeouts	7/28 @ MID
Austin Pope	250 Career Strikeouts	7/29 @ MID
Chad Patrick	150 Career Strikeouts	7/30 @ MID
TEAM	Franchise Single-Season HR Record (180)	9/3 vs MID
A.J. Vukovich	Amarillo Single-Season RBI Record (94)	9/9 @ ARK

SOD POODLES vs. LEAGUE IN 2023 (REGULAR SEASON)

NORTH DIVISION	OVERALL	HOME	AWAY	SOUTH DIVISION	OVERALL	HOME	AWAY
Arkansas	9-3	4-2	5-1	Corpus Christi	11-13	6-6	5-7
NW Arkansas	3-3	0-0	3-3	Frisco	12-10	8-5	4-5
Springfield	7-5	4-2	3-3	Midland	15-9	6-6	9-3
Tulsa	9-3	5-1	4-2	San Antonio	6-12	2-4	4-8
Wichita	4-2	4-2	0-0	---			

SOD POODLES vs. LEAGUE ALL-TIME (REGULAR SEASON)

NORTH DIVISION	OVERALL	HOME	AWAY	SOUTH DIVISION	OVERALL	HOME	AWAY
Arkansas	20-17	10-8	10-9	Corpus Christi	52-50	26-20	26-30
NW Arkansas	18-14	8-5	10-9	Frisco	49-50	30-27	19-23
Springfield	20-17	10-8	10-9	Midland	60-45	30-25	30-20
Tulsa	26-24	13-12	13-12	San Antonio	29-33	12-12	17-21
Wichita	14-10	7-5	7-5	---			

SOD POODLES OFFENSE

Most Runs, Game: 17 (2x, Last: 9/3 vs MID)
Most Runs, Inning: 7 (5x, Last: 6/29 vs. TUL, 1st inning)
Most Hits, Game (Team): 19 (9/3 vs MID)
Most Hits, Game (Indiv.): 4 (9x, Last: Centeno, 9/3 vs MID)
Fewest Hits, Game: 2 (3x, Last: 5/18 @ FRI)
Most Hits, Inning: 8 (5/5 @ CC, 3rd inning)
Most HRs, Game (Team): 5 (5x, Last: 9/1 vs MID)
Most HRs, Game (Indiv.): 3 (2x, Last: Beer, 9/1 vs MID)
Most HR, Inning (Team): 3 (3x, Last: 8/16 vs ARK, 5th inning)
Most SBs, Game (Team.): 9 (7/1 vs. TUL)
Most SBs, Game (Indiv.): 3 (4x, Last: Lawlar, 8/10 @ TUL)
Grand Slams: 6 (Last: Castillo, 8/15 vs ARK)
Most Runners LOB, Team: 15 (8/30 vs. MID)
Most Runs Combined (Two Teams): 24 (2x, Last: 9/3 vs MID)
Most Hits Combined (Two Teams): 33 (4/12 vs. CC)
Most Home Runs During Series (Two Teams): 31 (6/28-7/3 vs. TUL)
Most Runs To Overcome Deficit: 10 (4/26 vs. FRI)

SOD POODLES DEFENSE

Most Errors, Team: 5 (9/13 vs FRI)
Most Errors, Individual: 2 (4x, Last: Chen, 8/26 @ SA)
Most Double Plays: 3 (5x, Last: 9/1 vs MID)

SOD POODLES PITCHING

Most Ks, Team (9 innings): 18 (8/17 vs ARK)
Most Ks, Team (extra innings): 16 (6/30 vs TUL (13)
Most Walks, Team: 13 (8/6 vs CC)
Shutouts: 7 (Last: 9/7 @ ARK)
Complete Games (9 IP): --
Complete Games (7 IP): --
Complete Game Shutout, Individual: --
Complete Game Shutout (9.0 IP) Individual: --
Longest Start: 8.0 IP (Hill, 9/1 vs MID)
Longest Relief Appearance: 3.1 IP (2x, Last: Workman, 4/26 vs. FRI)
Most Ks, Individual: 11 (Solomon, 8/17 vs ARK)
Most Walks, Individual: 6 (3x, Last: Albright, 8/24 @ SA)

OPPONENTS OFFENSE

Most Runs, Game: 16 (2x, Last: 5/11 vs. MID)
Most Runs, Inning: 8 (3x, Last: 8/6 vs CC, 3rd inning)
Most Hits, Game (Team): 19 (5/11 vs. MID)
Most Hits, Game (Indiv.): 5 (2x, Last: Calabuig, 5/11 vs. MID)
Fewest Hits, Game: 1 (8/25 @ SA)
Most Hits, Inning: 7 (2x, Last: 6/20 @ CC)
Most HRs, Game (Team): 5 (2x, Last: 7/3 (2) vs. TUL)
Most HRs, Game (Indiv.): 3 (Rave, 4/18 @ NWA)
Most SBs, Game (Indiv.): 3 (Acuña, 4/30 vs. FRI)
Grand Slams Against: 6 (Last: Rivas, 9/6 @ ARK)
Most Runners LOB, Team: 14 (5/26 @ SA)
Most Runs To Overcome Deficit: 7 (7/28 @ MID)

OPPONENTS PITCHING

Most Ks Team (9 innings): 17 (2x, Last: 8/12 @ TUL)
Most Ks, Team (extra innings): 15 (6/30 vs TUL)
Most Walks, Team: 12 (6/20 @ CC)
Most Ks, Individual: 10 (Leiter, 5/17 @ FRI)
Most Walks, Individual: 5 (3x, Last: Martinez, J, 7/9 @ SPR)

OPPONENTS DEFENSE

Most Errors, Team: 3 (7x, Last: 8/22 @ SA)
Most Errors, Individual: 3 (Whitcomb, 4/12 vs. CC)
Most Double Plays: 3 (2x, Last: 7/28 @ MID)

MISCELLANEOUS

Longest Home Game Time (9 innings): 3:36 (6/15 vs. SA)
Shortest Home Game Time (9 innings): 1:56 (9/1 vs. MID)
Longest Road Game Time (9 innings): 3:13 (5/5 @ CC)
Shortest Road Game Time (9 innings): 2:05 (5/2 @ CC)
Longest Game Time (7 innings): 2:32 (5/14 (2) vs. MID)
Shortest Game Time (7 innings): 1:39 (6/3 (2) vs. SPR)
Longest Extra-Inning Game: 3:42 (6/30 vs TUL)
Longest Game (Innings): 13 (6/30 vs TUL)
Longest Game Delay (Home): 0:40, 5/31 vs. SPR (rain)
Longest Game Delay (Road): 1:53, 5/19 @ FRI (rain)
Highest Attendance (Home): 7,588 (7/3 vs. TUL)
Highest Attendance (Road): 10,019 (5/16 @ FRI)
Lowest Attendance (Home): 3,231 (4/25 vs. FRI)
Lowest Attendance (Road): 2,041 (7/30 @ MID)



LAST TIME IT HAPPENED - 2023

SOD POODLES (INDIVIDUAL)

Perfect Game:
No-Hitter (Individual):
No-Hitter (Combined):
No-Hitter (7-Inning):
1-Hitter (Individual):
1-Hitter (Combined): 8/25 @ SA, Hill/Rashi/Otanez
2-Hitter (Individual):
2-Hitter (Combined): 3x, Last: 5/27 @ SA, Patrick/Saalfank
3-Hitter (Combined): 9x, Last: 9/7 @ ARK, Hill/Grammes/Rice/Rashi
3-Hitter (Individual):
Complete Game Shutout (9 Inning):
Complete Game Shutout (7 Inning):
10 or more strikeouts (P): 3x, Last: Solomon (10, 8/29 vs MID)
Four (4) Hits: 9x, Last: Centeno (9/3 vs MID)
Five (5) Hits:
Six (6) Hits:
Three (3) Doubles:
Four (4) Doubles:
Two (2) Triples:
Two HR Game: 8x, Last: Roberts (9/1 vs MID)
Three HR Game: 2x, Last: Beer (9/1 vs MID)
Grand Slam (Home): 4x, Last: Castillo (8/15 vs. ARK)
Grand Slam (Road): 2x, Last: Duzenack (7/30 @ MID)
Inside-The-Park HR: Lawlar (7/3 (1) vs TUL)
Back-To-Back HRs: 7x, Last: Beer/De Los Santos (9/15 vs. FRI)
Back-To-Back-To-Back HRs:
HR, Both Sides of the Plate:
Hitting for the Cycle:

HR in 2 straight games: 25x, Last: De Los Santos (9/2-3 vs MID)
HR in 3 straight games: 3x, Last: Melendez (8/12 @ TUL - 8/15-16 vs ARK)
HR in 4 straight games: Roberts (6/30-7/3 vs TUL)
Triple in 2 straight games:
Five (5) RBI: 5x, Last: Duzenack (8/27 @ SA)
Seven (7) RBI: Vukovich (7/3 (1) vs TUL)
Three Runs: 28x, Last: Tawa (9/3 vs MID)
Four Runs: 4x, Last: Vukovich (7/3 (1) vs TUL)
Five Runs:
Two Stolen Bases: 11x, Last: Dalesandro (8/13 @ TUL)
Three Stolen Bases: 4x, Last: Lawlar (8/10 @ TUL)
Four Stolen Bases:
Steal of home (straight):
Steal of home (double steal): 2x, Last: Bliss/Lawlar, 6/22 @ CC
Four (4) Walks: Roberts (2x, Last: 8/12 @ TUL)
Five (5) Walks:
10 Total Bases in a game: 3x, Last: Beer (12, 9/1 vs MID)

SOD POODLES TEAM

20 Runs, Game:
20 Hits, Game:
10+ Runs, Inning:
Back-to-back 15-hit games:
Everyone in order gets a hit: 9x, Last: 9/3 vs MID
Everyone in order scores a run: 2x, Last: 8/16 vs ARK
Only player in order to get a hit:
15+ Strikeouts, Game (Batting): 3x, Last: 8/12 @ TUL (17)
Triple Play:
Winning Streak: 7 (6/6-6/13)
Losing Streak: 4 (2x, Last: 5/23-5/26)



HIGHS & LOWS - ALL TIME



SOD POODLES OFFENSE

Most Runs, Game: 20 (9/11/21 vs. TUL)
Most Runs, Inning: 11 (6/11/22 vs. FRI, 8th inning)
Most Hits, Game: 24 (9/11/21 vs. TUL)
Most Hits, Game (Indiv.): 5 (3x: Last: Barrosa, 7/22 @ MID)
Fewest Hits, Game: 0 (5/26/22 @ ARK)
Most HRs, Game (Team): 7, (6/5/21 @ FRI)
Most HRs, Game (Indiv.): 3, 3x, Last: Beer (9/1/23 vs MID)
Grand Slams: 17 (Last: Castillo, 8/15/23 vs ARK, 5th inning)
Most SBs, Game (Team.): 9 (7/1/23 vs. TUL)
Most SBs, Game (Indiv.): 3 (9x: Last: Lawlar, 8/10/23 @ TUL)
Most Runners LOB, Team: 15 (8/30/23 vs MID)
Most Runs Combined (Two Teams): 32 (9/11/21 vs. TUL)
Most Hits Combined (Two Teams): 37 (2x: Last: 4/23/22 vs SA)
Most Home Runs During Series (Two Teams): 34 (9/7-12/21 vs. TUL)
Most Runs To Overcome Deficit: 10 (4/26/23 vs. FRI)

SOD POODLES DEFENSE

Most Errors, Team: 5 (2x, Last: 9/13/23 vs. FRI)
Most Errors, Individual: 2 (29x: Last: Chen, 8/26/23 @ SA)
Most Ground Into Double Plays: 4 (2x: Last: 9/17/21 vs. FRI)

SOD POODLES PITCHING

Most Ks, Team (9 innings): 18 (2x: Last: 5/9/21 @ TUL)
Most Ks, Team (extra innings): 18 (5/19/21 vs MID)
Most Walks, Team: 13 (8/6/23 vs CC)
Shutout: 27x: Last: 9/7/23 @ ARK
Last Complete Game (9 IP): --
Last Complete Game (7 IP): Nelson (G1, 9/1/21 @ SA)
Last Complete Game (5 IP): Walston (7/29/22 vs. CC)
Last Complete Game Shutout: Frias (8/1/21 vs. SA (7))
Longest Start: 8.0 IP (2x, Last: Hill, 9/1/23 vs MID)
Longest Relief Appearance: 3.1 IP (4x, last: Workman, 4/26 vs FRI)
Most Ks, Individual: 12 (4x: Last: Pfaadt: 6/23/22 @ CC)
Most Walks, Individual: 7 (Nelson, 7/6/21 @ SA)



LAST TIME IT HAPPENED - ALL TIME

SOD POODLES (INDIVIDUAL)

Perfect Game:
No-Hitter (Individual):
No-Hitter (Combined):
No-Hitter (7-Inning): 2x: Tabor, 7/11/21 @ SA; Frias, 8/1/21 vs. SA
1-Hitter (Individual): 7/29/22 (Walston, 5-inning game)
1-Hitter (Combined): 3x: Last: 8/25/23 @ SA; Hill/Rashi/Otanez
2-Hitter (Individual):
2-Hitter (Combined): 5x: Last: 5/27/23 @ SA, Albright/Saalfrank
3-Hitter (Combined): 24x: Last: 9/7 @ ARK, Hill/Grammes/Rice/Rashi
3-Hitter (Individual):
Complete Game Shutout (9 Inning):
Complete Game Shutout (7 Inning): 2x: Tabor, 7/11/21 @ SA; Frias, 8/1/21 vs. SA
10 or more strikeouts: 17x, Last: Solomon (8/29/23 vs. MID)
Four (4) Hits: 37x: Last: Centeno (9/3/23 vs MID)
Five (5) Hits: 3x: Last: Cedenio (8/18/22 @ MID)
Six (6) Hits:
Three (3) Doubles: 3x: Last: Carroll, (4/23/22 vs SA)
Four (4) Doubles:
Two (2) Triples:
Two HR Game: 37x: Last: Roberts (9/1/23 vs MID)
Three HR Game: 3x, Last: Beer, 9/1/23 vs MID)
Grand Slam (Home): 13x: Last: Castillo, 8/15/23 vs. ARK)
Grand Slam (Road): 4x: Last: Duzenack, 7/30/23 @ MID
Inside-The-Park HR: 5x: Last: Lawlar (7/3/23 (1) vs TUL)
Back-To-Back HRs: 23x: Last: Beer/De Los Santos (9/15/23 vs. FRI)
Back-To-Back-To-Back HRs:
B-2-B-2-B HRs: 9/11/21 vs. TUL - Garrett/Kennedy/Fletcher/Canzone (3rd inning)
HR, Both Sides of the Plate: 3x: Last: Stankiewicz (7/15/22 vs SA)
Hitting for the Cycle:

OPPONENTS OFFENSE

Most Runs, Game: 21 (2x: Last: 9/2/22 vs. FRI)
Most Runs, Inning: 11 (9/2/22 vs. FRI, 5th inning)
Most Hits, Game (Team): 23 (9/2/22 vs. FRI)
Most Hits, Game (Indiv.): 6 (Guldborg, 4/10/22 vs MID)
Fewest Hits, Game: 0 (2x: Last: 8/1/21 vs. SA - Frias no-hitter)
Most HRs, Game (Team): 9 (Last: 5/17/22 vs. TUL)
Most HRs, Game (Indiv.): 4 (Chandler Redmond, 8/10/22 vs SPR)
Most SBs, Game (Indiv.): 3 (Acuña, 4/30/23 vs. FRI)
Grand Slams: 24 (Last: Rivas, 9/6/23 @ ARK, off Ray, 2nd inning)
Most Runners LOB, Team: 16 (4/10/22 vs. MID)
Most Runs To Overcome Deficit: 10 (7/18/21 @ MID)

OPPONENTS PITCHING

Most Ks Team (9 innings): 17 (4x: Last: 8/12/23 @ TUL)
Most Ks, Team (extra innings): 19 (5/11/19 @ CC, 10)
Most Walks, Team: 12 (6/20 @ CC)
Shutout: 22x: Last: 8/31/23 vs. MID
Last Complete Game: Jones (5/26/22 (2) @ ARK)
Last Complete Game Shutout (7 IP): Jones (5/26/22 (2) @ ARK)
Most Ks, Individual: 14 (Dustin May, 6/22/19 @ TUL)
Most Walks, Individual: 7 (Robaina, 7/31/22 vs. CC)

OPPONENTS DEFENSE

Most Errors, Team: 4 (5x: Last: 7/22/22 @ MID)
Most Errors, Individual: 3 (3x: Last: Whitcomb, 4/12/23 vs. CC)
Most Ground Into Double Plays: 4 (2x: Last: 9/14/22 @ SA)

MISCELLANEOUS

Longest Home Game Time (9 innings): 4:08 (9/11/21 vs. TUL)
Shortest Home Game Time (9 innings): 1:56 (9/1/23 vs MID)
Longest Road Game Time (9 innings): 3:34 (7/29/19 @ NWA)
Shortest Road Game Time (9 innings): 1:50 (8/21/22 @ MID)
Longest Game Time (7 innings): 2:36 (9/1/21 @ SA)
Shortest Game Time (7 innings): 1:29 (5/26/22 (2) @ ARK)
Longest Extra-Inning Game: 4:08 (4/22/22 vs. SA, 11)
Longest Game (Innings): 13 (6/30/23 vs TUL)
Longest Game Delay (Home): 3:15 (5/18/21 vs. MID)
Longest Game Delay (Road): 1:53 (5/19/23 @ FRI)
Highest Attendance (Home): 7,588 (7/3/23 vs. TUL)
Highest Attendance (Road): 10,366 (5/18/19 @ FRI)
Lowest Attendance (Home): 3,231 (4/25/23 vs. FRI)
Lowest Attendance (Road): 1,906 (8/17/22 @ MID)
Largest Margin of Victory: 15 (19-4, 6/9/21 vs. CC)
Largest Margin of Defeat: 19 (21-2, 9/2/22 vs. FRI)

SOD POODLES TEAM

20 Runs, Game: 20, 9/11/21 vs. TUL
20 Hits, Game: 5x: Last: 20, 8/18/22 @ MID
10+ Runs, Inning: 2x: Last: 6/11/22 vs. FRI (11, 8th inning)
Back-to-back 15-hit games: 2x: Last: 4/22-4/23/22 vs. SA
Everyone in order gets a hit: 34x: Last: 8/16/23 vs. ARK
Everyone in order gets multiple-hits: 5/8/22 vs. MID
Everyone in order scores a run: 8x: Last: 8/16/23 vs. ARK
Only player in order to get a hit: 4x: Last: Diaz, G1, 9/1/21 @ SA
15+ Strikeouts, Game (Batting): 19x: Last: 8/12/23 @ TUL (17)
Triple Play:
Winning Streak: 7 (6/6-13/23)
Losing Streak: 7 (7/30-8/6/22)

DATE	NO	TRANSACTION
4/7	1	INF Camden Duzenack reinstated from the Dev. List, transferred to AMA.
4/11	2	RHP Josh Green reinstated from the Dev. List, assigned to AMA.
4/11	3	RHP Jackson Goddard placed on the Dev. List.
4/12	4	LHP Joe Mantiply assigned to AMA on MLB Rehab Assignment.
4/14	5	INF Camden Duzenack transferred to RNO.
4/18	6	LHP Joe Mantiply recalled from MLB Rehab Assignment to ARI.
4/18	7	RHP Jackson Goddard reinstated from Dev. List, assigned to AMA.
4/20	8	OF Caleb Roberts placed on AMA IL.
4/21	9	RHP Raffi Vizcaino transferred from AMA to RNO.
4/21	10	INF Jonathan Guzman transferred to AMA from HIL.
4/21	11	LHP Hugh Fisher transferred to AMA from HIL.
4/22	12	RHP Michel Otanez placed on AMA IL.
4/25	13	RHP Byrce Jarvis transferred from AMA to RNO.
4/25	14	LHP Dillon Larsen transferred to AMA from HIL.
4/25	15	RHP Marcos Tineo transferred to AMA from HIL.
5/2	16	RHP Mitchell Stump transferred to AMA from RNO.
5/2	17	LHP Dillon Larsen transferred from AMA to HIL.
5/5	18	INF Tristin English transferred from AMA to RNO.
5/5	19	INF Kevin Vicuña signed by ARI, assigned to AMA.
5/7	20	INF Jonathan Guzman placed on AMA IL.
5/8	21	INF Jarrod Watkins transferred to AMA from HIL.
5/10	22	RHP Josh Green placed on AMA IL.
5/13	23	RHP Michel Otanez reinstated from AMA IL.
5/14	24	INF Neyfy Castillo placed on AMA IL.
5/16	25	OF Caleb Roberts reinstated from AMA IL.
5/16	26	RHP Endrys Briceno transferred to AMA from RNO.
5/16	27	RHP Marcos Tineo released.
5/19	28	INF Camden Duzenack reinstated from RNO IL, transferred to AMA.
5/19	29	LHP Hugh Fisher placed on Dev. List.
5/20	30	RHP Zach Davies assigned to AMA on MLB Rehab.
5/23	31	INF Neyfy Castillo reinstated from IL.
5/23	32	INF Seth Beer reinstated from Dev. List, transferred to AMA.
5/23	33	INF Kevin Vicuña placed on Dev. List.
5/23	34	INF Jarrod Watkins released.
5/25	35	RHP Endrys Briceno transferred from AMA to RNO.
5/25	36	RHP Conor Grammes transferred to AMA from HIL.
5/26	37	RHP Michel Otanez transferred from AMA to RNO.
5/26	38	LHP Hugh Fisher reinstated from Dev. List.
6/1	39	RHP Josh Green reinstated from IL
6/1	40	LHP Hugh Fisher placed on Dev. List
6/13	41	RHP Christian Montes De Oca placed on IL
6/20	42	RHP Blake Workman released
6/20	43	LHP Andrew Saalfank transferred from AMA to RNO
6/20	44	RHP Michel Otanez transferred to AMA from RNO
6/20	45	RHP Peter Solomon transferred to AMA from RNO
6/21	46	INF Kevin Vicuña transferred from AMA to HIL
6/24	47	RHP Jackson Goddard placed on AMA IL
6/26	48	RHP Gerald Ogando transferred to AMA from HIL
6/29	49	RHP Raffi Vizcaino reinstated from RNO IL, transferred to AMA
6/29	50	RHP Christian Montes De Oca reinstated from IL
6/29	51	LHP Jake Rice placed on Dev. List
7/1	52	INF Kevin Vicuña transferred to AMA from HIL
7/1	53	INF Deyvison De Los Santos placed on the Dev. List
7/7	54	INF Julio Carrion transferred to AMA from VIS
7/7	55	INF Ryan Bliss placed on Temp. Inactive List
7/7	56	INF Jordan Lawlar placed on Temp. Inactive List
7/9	57	RHP Deyni Olivero placed on Dev. List
7/13	58	INF Jordan Lawlar reinstated from Temp. Inactive List
7/13	59	C J.J. D'Orazio transferred to AMA from HIL
7/13	60	LHP Yu-Min Lin transferred to AMA from HIL
7/13	61	LHP Will Mabrey transferred to AMA from HIL
7/13	62	INF Ivan Melendez transferred to AMA from HIL

[illegible][illegible]

Game	Date	Opponent	W/L	Winning Pitcher	Losing Pitcher	Save	Record	Standing	Attendance	TOG
1	4/6	@ FRI	L, 12-4	Anderson, G (1-0)	Jarvis, B (0-1)	-	0-1	T-2nd (-1.0)	8,320	2:28
2	4/7	@ FRI	W, 3-1	Albright, L (1-0)	Krauth, N (0-1)	Backhus, K (1)	1-1	T-1st (+0.5)	8,655	2:16
3	4/8	@ FRI	W, 5-3	Rice, J (1-0)	Starr, N (0-1)	Vizcaino, R (1)	2-1	T-1st (+1.0)	9,030	2:57
4/9-10		OFF								
4	4/11	CC	L, 5-4	Melendez, J (1-0)	Patrick, C (0-1)	Macuare, A (1)	2-2	T-2nd (-1.0)	5,452	2:26
5	4/12	CC	W, 13-10	Mantiply, J (1-0)	Robaina, J (0-1)	-	3-2	T-1st (+1.0)	4,093	3:16
6	4/13	CC	W, 5-2	Jarvis, B (1-1)	Cobos, F (0-1)	Montes De Oca, C (1)	4-2	1st (+1.0)	4,547	2:39
7	4/14	CC	L, 13-10	Sprinkle, J (1-0)	Albright, L (1-1)	-	4-3	T-1st (+1.0)	6,417	2:54
8	4/15	CC	W, 5-3	Mantiply, J (2-0)	Gordon, C (0-2)	Backhus, K (2)	5-3	1st (+1.0)	6,146	2:28
9	4/16	CC	L, 11-5	Melendez, J (2-0)	Patrick, C (0-2)	-	5-4	T-1st (+1.0)	5,187	2:54
4/17		OFF								
10	4/18	@ NWA	L, 16-6	Del Rosario, Y (1-0)	Olivero, D (0-1)	-	5-5	T-1st (+1.0)	2,399	2:40
11	4/19	@ NWA	W, 5-0	Jarvis, B (2-1)	Veneziano, A (1-1)	-	6-5	T-1st (+1.0)	2,792	2:29
12	4/20	@ NWA	W, 3-2 (10)	Otanez, M (1-0)	Biasi, D (1-1)	Rice, J (1)	7-5	1st (+0.5)	3,751	3:08
13	4/21	@ NWA	L, 5-0	Hoffmann, A (2-1)	Hill, J (0-1)	-	7-6	T-1st (+1.0)	4,690	2:26
14	4/22	@ NWA	L, 5-0	Marsh, A (1-0)	Patrick, C (0-3)	-	7-7	T-1st (+3.0)	4,856	2:14
15	4/23	@ NWA	W, 6-2	Saalfrank, A (1-0)	Way, B (0-2)	-	8-7	T-1st (+0.5)	4,640	2:48
4/24		OFF								
16	4/25	FRI	W, 9-7	Rice, J (2-0)	Starr, N (1-2)	Backhus, K (3)	9-7	T-1st (+1.0)	3,231	2:34
17	4/26	FRI	W, 12-11 (10)	Workman, B (1-0)	Church, M (0-1)	-	10-7	1st (+1.0)	3,275	3:24
18	4/27	FRI	L, 5-1	Roby, T (1-2)	Bain, J (0-1)	-	10-8	1st (+0.5)	6,239	2:38
19	4/28	FRI	L, 12-6	Speas, A (1-0)	Patrick, C (0-4)	-	10-9	2nd (-0.5)	4,393	2:55
20	4/29	FRI	W, 11-4	Olivero, D (1-1)	Leiter, J (0-2)	-	11-9	1st (+0.5)	5,928	2:38
21	4/30	FRI	L, 12-7	Church, M (1-1)	Tineo, M (0-1)	-	11-10	T-1st (+0.5)	5,125	2:53
5/1		OFF								
22	5/2	@ CC	L, 3-1	Robaina, J (1-2)	Fisher, H (0-1)	-	11-11	T-2nd (-1.0)	2,774	2:05
23	5/3	@ CC	W, 3-0	Pope, A (1-0)	Kouba, R (1-1)	Backhus, K (4)	12-11	T-1st (+1.5)	2,401	2:15
24	5/4	@ CC	L, 6-1	Gordon, C (2-2)	Patrcik, C (0-5)	-	12-12	T-2nd (-1.0)	3,678	2:11
25	5/5	@ CC	W, 12-8	Goddard, J (1-0)	Plumlee, P (0-1)	-	13-12	T-1st (+2.5)	4,651	3:13
26	5/6	@ CC	L, 12-7	VanWey, L (1-0)	Tineo, M (0-2)	-	13-13	T-2nd (-1.0)	4,327	2:49
27	5/7	@ CC	L, 5-4	Arrighetti, S (2-2)	Albright, L (1-2)	McDonald, C (1)	13-14	T-2nd (-2.0)	4,726	2:28
5/8		OFF								
28	5/9	MID	L, 11-9	Supak, T (2-0)	Hill, J (0-2)	-	13-15	2nd (-3.0)	6,284	2:47
29	5/10	MID	W, 6-3	Saalfrank, A (2-0)	Salinas, R (1-2)	-	14-15	2nd (-2.0)	4,495	2:20
30	5/11	MID	L, 16-6	Pérez, F (1-0)	Olivero, D (1-2)	-	14-16	2nd (-3.0)	5,363	2:56
31	5/12	MID	L, 6-1	Cushing J (1-0)	Tineo, M (0-3)	-	14-17	3rd (-4.0)	7,165	2:27
	5/13	MID	PPD							
32	5/14(1)	MID	W, 10-1	Albright, L (2-2)	Ginn, J (0-2)	-	15-17	-	0	1:40
33	5/14(2)	MID	L, 13-1	Tomioka, S (1-0)	Hill, J (0-3)	-	15-18	3rd (-4.0)	4,621	2:32
5/15		OFF								
34	5/16	@ FRI	L, 3-2	Church, M (2-2)	Goddard, J (1-1)	Starr, N (1)	15-19	3rd (-4.0)	10,019	2:30
35	5/17	@ FRI	L, 10-4	Leiter, J (2-2)	Olivero, D (1-3)	-	15-20	T-4th (-4.0)	2,890	2:27
36	5/18	@ FRI	L, 7-1	Garcia, R (1-3)	Bain, J (0-2)	-	15-21	5th (-4.0)	3,480	2:13
37	5/19	@ FRI	W, 2-1	Albright, L (3-2)	White, O (1-1)	Rice, J (2)	16-21	T-4th (-4.0)	5,943	2:24 (1:53)
38	5/20	@ FRI	L, 8-7 (10)	Kelly, A (2-0)	Stumpo, M (0-1)	-	16-22	T-4th (-5.0)	7,070	3:26
39	5/21	@ FRI	W, 3-1	Patrick, C (1-5)	Church, M (2-3)	Montes De Oca, C (2)	17-22	T-4th (-5.0)	6,306	2:32
5/22		OFF								
40	5/23	@ SA	L, 14-4	Bachar, L (2-0)	Olivero, D (1-4)	-	17-23	5th (-5.0)	5,054	2:48
41	5/24	@ SA	L, 4-3	Hernandez, N (3-1)	Montes De Oca, C (0-1)	-	17-24	5th (-5.0)	4,990	2:35
42	5/25	@ SA	L, 5-4	Kopps, K (3-0)	Otanez, M (1-1)	Jacob, A (1)	17-25	5th (-6.0)	3,549	2:35
43	5/26	@ SA	L, 8-2	Wolf, J (3-5)	Hill, J (0-4)	-	17-26	5th (-7.0)	4,124	2:57
44	5/27	@ SA	W, 1-0	Patrick, C (2-5)	Snider, D (0-3)	Saalfrank, A (1)	18-26	5th (-6.0)	4,828	2:30
45	5/28	@ SA	W, 9-3	Grammes, C (1-0)	Henry, H (1-2)	-	19-26	5th (-5.0)	3,530	2:46
5/29		OFF								
46	5/30	SPR	W, 7-1	Bain, J (1-2)	Gragg, L (0-3)	-	20-26	5th (-4.0)	4,179	2:11
47	5/31	SPR	W, 13-8	Stumpo, M (1-1)	Sawyer, L (1-2)	-	21-26	4th (-4.0)	4,177	3:03
48	6/1	SPR	W, 3-2	Grammes, C (2-0)	Pereira, W (3-3)	-	22-26	4th (-4.0)	4,690	1:54
49	6/2	SPR	PPD							
49	6/3 (1)	SPR	L, 5-4 (8)	Roycroft, C (1-0)	Backhus, K (0-1)	Granillo, A (2)	22-27	4th (-3.5)	-	2:26
50	6/3 (2)	SPR	W, 6-1 (7)	Olivero, D (2-4)	Hernandez, K (5-2)	-	23-27	4th (-4.0)	6,502	1:39
51	6/4	SPR	L, 6-5	Sawyer, L (2-2)	Grammes, C (2-1)	-	23-28	4th (-4.0)	5,636	2:44

