

# 2025 MEDIA GUIDE

# FOR OVER 35 YEARS, BASEBALL AMERICA HAS PROVIDED UNPARALLELED COVERAGE & AUTHORITY.

Baseball America identifies future stars of the game ... today.

With an editorial staff of experts at every level of the game (from high school to college to international to minor league), we deliver a scouts-level of expertise and insight to our readers.

For \$7.50 a month (\$89.97 a year), you'll receive the print edition (every two weeks).



**TO SUBSCRIBE:**

VISIT [WWW.BASEBALLAMERICA.COM](http://WWW.BASEBALLAMERICA.COM) CALL (800) 845-2726

# TABLE OF CONTENTS

## **CLUB INFORMATION**

Media and Ballpark Info .....	6-7
Front Office Staff Directory .....	8
Chuck Greenberg .....	9-10
Ryan Moore/Kristin Call .....	11

## **COACHING STAFF**

Yovanny Cuevas - Manager .....	12-13
D'Angelo Jimenez - Bench Coach ...	15
Roberto Vaz - Hitting Coach .....	16
Bruce Billings - Pitching Coach .....	17
JC Bonilla - Asst. Pitching Coach .....	18
Tanner Costine - Athletic Trainer .....	19
Luis Gutierrez - Strength Coach .....	20

## **2024 IN REVIEW**

Day-by-Day Results .....	22-24
2024 Standings .....	25
2024 Season Individual Statistics .....	26-27
2024 Split Statistics .....	28-34
2024 Full Roster .....	35-36
2024 Highs and Lows .....	37-38
2024 Transactions .....	39

## **HISTORY**

Franchise History .....	41-70
Postseason History .....	71-73
Pelicans in the All-Star Game....	74-75
From the Beach to the Bigs .....	76-77
All-Time Roster .....	78-86
Before the Pelicans .....	87

## **RECORD BOOKS**

All-Time Team Records .....	89
Single Season Records .....	90-95
Career Records .....	96-102
Single Game Records .....	103-104
Streaks and Feats .....	105-108

## **CAROLINA LEAGUE**

Carolina League Information ...	110-111
All-Time League Club Nicknames ..	112

## **Opponents**

Quick Reference Guide .....	113
Augusta GreenJackets .....	114
Carolina Mudcats .....	115
Columbia Fireflies .....	116
Charleston RiverDogs .....	117
Delmarva Shorebirds .....	118
Hickory Crawdads .....	119
Fayetteville Woodpeckers .....	120
Fredericksburg Nationals .....	121
Kannapolis Cannon Ballers .....	122
Hickory Crawdads .....	123
Lynchburg Hillcats .....	123
Salem Red Sox .....	124

## **CHICAGO CUBS**

Chicago Cubs Directory .....	126
Affiliates .....	127
Iowa Cubs .....	128
Tennessee Smokies .....	129
South Bend Cubs .....	130

## **NOTES**

Notes .....	131
-------------	-----



# BALLPARK GUIDE



## PELICANS BALLPARK FACTS

- **Original name of the ballpark:** Coastal Federal Field (changed to BB&T Coastal Field on August 18, 2007; changed to TicketReturn.Com Field at Pelicans Ballpark on March 20, 2012)
- **Groundbreaking for stadium:** March 11, 1998
- **Cost of construction:** Approximately \$13 million
- **Seating bowl:** Seats are from Fulton County Stadium, former home of the Atlanta Braves
- **How Pelicans Ballpark stacks up:** In 2009, Baseball America ranked Pelicans Ballpark as the top ballpark in the Carolina League. Stadium Journey ranked the Pelicans tops in the league from 2011-2015 and third in the minors in 2011-2013. Stadium Journey also ranked the stadium experience in the top 25 in all of sports in 2012 and 2013.





2025 will mark the 26th season of Myrtle Beach Pelicans baseball and the club's eleventh as an affiliate of the Chicago Cubs. The Pelicans have won four Carolina League championships, winning back-to-back titles in 1999 and 2000 and again in 2015 and 2016. Myrtle Beach has previously been an affiliate of the Atlanta Braves (1999-2010) and the Texas Rangers (2011-2014).



# 2025 CLUB INFORMATION

**[MyrtleBeachPelicans.com](http://MyrtleBeachPelicans.com)**

# MEDIA AND BALLPARK INFO

## CONTACT INFORMATION

### Press Box

Media Relations: (843) 918-6080  
Home Radio: (843) 918-6064  
Press Area: (843) 918-6052  
Production: (843) 918-6010

### Media Contacts

Luke Moehle

Media Relations Manager and Broadcaster  
Office: (843) 918-6080  
E-mail: Media@MyrtleBeachPelicans.com

### Pelicans Front Office

Main Phone: (843) 918-6000  
Ticket Line: (843) 918-6000  
Toll Free: (877) 918-TIXX (8500)  
Main Fax: (843) 918-6001

## PREGAME SCHEDULE

### 7:05 PM

4:00-4:15 Pelicans Infield  
4:15-5:00 Pelicans BP  
5:00-5:15 Visitors Infield  
5:15-6:10 Visitors BP  
6:15-7:00 Field Prep  
7:05 First pitch

### 6:05 PM

3:00-3:15 Pelicans Infield  
3:15-4:00 Pelicans BP  
4:00-4:15 Visitors Infield  
4:15-5:10 Visitors BP  
5:15-6:00 Field Prep  
6:05 First pitch

Official Scorer .....	Rick Bayless
PA Announcer.....	Matt Parris
Scoreboard Operator.....	Matt Bernacchi

**CREDENTIALS:** All working members of the media are required to have a press pass. Requests for credentials must be made at least 24 hours prior to game time. Credentials will only be issued to legitimate working media and will be made available at the Pelicans Will Call window at the box office. Season credentials are issued to news agencies that cover the Pelicans on a daily basis.

Media credentials issued by the Myrtle Beach Pelicans are deemed as nontransferable personal licenses and must be clearly displayed at all times. The credential provides evidence that the bearer has been authorized to enter as a working member of the media. The credential is the property of the Myrtle Beach Pelicans and is revocable by the Pelicans staff at any time. The bearer of Pelicans media credentials: 1) agrees to careful search and inspection of prohibited items and/or confiscation of prohibited items; 2) agrees to comply with all ballpark and Myrtle Beach Pelicans rules and regulations; 3) assumes all risks and dangers incidental to attendance at the events, whether occurring prior to, during, or after the events; 4) understands that the requesting of autographs or equipment from players and coaches is strictly prohibited and that such requests will result in ejection and confiscation of credential.

**PHOTOGRAPHERS:** Photographers will receive a pass that will allow for photography throughout the stadium, provided it does not interfere with the action on the field or with a fan's view of the game. A photography pit is located in each of the home and away dugouts on the far ends closest to the outfield. Photographers are required to stay within the specified areas of the ballpark. **There is no photography of any kind allowed in the clubhouse.**

**PRESS BOX:** Members of the media may access the Pelicans press box by taking the elevator located just inside Gate 2. The press box is viewable immediately after exiting the elevator to the right. Game notes, team stats, starting lineups, starting pitcher day-to-day stats, rosters, transactions and other pertinent information will be made available to the media prior to and during each game in the press box. Wireless internet access is available; contact the Pelicans media relations staff for information.

## 2025 Myrtle Beach Pelicans Media & Information Guide

The 2025 Myrtle Beach Pelicans Media Guide was produced by the Pelicans Media Relations Department, under the direction of Sam Weiderhaft. All information is current as of March 17, 2025 unless otherwise indicated.

Statistical information provided in part by Major League Baseball Advanced Media (MLBAM), 75 Ninth Avenue, Fifth Floor, New York, NY 10011.

Layout, design, and editing by Sam Weiderhaft. Photography included in the 2025 Myrtle Beach Pelicans Information Guide is by Robbie Gurganus, Larry Kave, Brian Prince (Charleston RiverDogs), Alex Symcak, Steve Green/Chicago Cubs, Roger C. Hoover/Tennessee Smokies, Atlanta Braves, Kelly Gavin and Alex Yocum-Beeman/Texas Rangers, Hickory Crawdads, Spokane Indians, Round Rock Express, Potomac Nationals, Nikolaus (Carolina Mudcats) and Kane County Cougars as well as the following photographers from MiLB.com: Carl Kline and Ken Inness.

Special thanks to former Broadcasters/Media Relations personnel Noah Cloonan, Zach Bigley, Scott Kornberg, Nathan Barnett, Tyler Maun, Joel Godett and Travis Lucian, current Pelicans General Manager Kristin Call, President Ryan Moore, the Chicago Cubs Media Relations department, Brett Taylor of Bleacher Nation and Josh Timmers of Bleed Cubbie Blue.

Additional information on the 2025 Myrtle Beach Pelicans is available through the Pelicans Media Relations Department by calling Sam Weiderhaft at (843) 918-6080 or via e-mail at Media@MyrtleBeachPelicans.com.

## TEAM INFORMATION

Year Established	1999
Major League Affiliation	Chicago Cubs (since 2015)
League/Division	Carolina League (South)
Years in the League	25th season (24th in Carolina League)
Team Colors	Sun Gold, Midnight Blue, and Pelicans Blue

## PELICANS BALLPARK

Name	Pelicans Ballpark
Opened	1999
Original Cost	\$12.8 million
Ballpark (Seating Capacity)	4,800 fixed seats, 6,599 capacity with standing room
Luxury Suites	9

## OUTFIELD DIMENSIONS

Left Field	308 ft.
Center Field	400 ft.
Right Field	328 ft.
Wall Height	RF-LC: 8 ft., LC-LF: 6 ft.

## DIRECTIONS

From Georgetown, Pawleys Island, Murrells Inlet, Surfside, and points south

Take Highway 17 Bypass North past Coastal Grand Mall and over Highway 501. Take a right onto 10th Ave. N (Bojangles will be on your right). After about a mile you'll come to a four-way intersection where you'll take a left onto Grissom Parkway. After half a mile you'll see the TicketReturn.Com Field at Pelicans Ballpark sign, and you'll take a left into the Pelicans main parking lot.

From North Myrtle Beach, Little River, North Carolina, and points north

Take Highway 17 Bypass South to Grissom Parkway. Follow the signs to Grissom Parkway and veer right onto Grissom heading south towards downtown Myrtle Beach. On Grissom Parkway you'll pass Broadway At The Beach, which is located on the right. Go through the next intersection, which is 21st Ave. N. and take a right into the Pelicans main parking lot (marked by the TicketReturn.Com Field at Pelicans Ballpark sign on the right), which is the first right after crossing 21st Ave. N.

From Conway, Galivants Ferry, and points west

Take Highway 501 East heading toward Myrtle Beach. After going underneath the overpass (17 bypass), go approximately one mile while staying in the left lane. Take a left onto Grissom Parkway, on Grissom Parkway go through the 10th Ave. N. intersection and take a left into Pelicans main parking lot.

## PELICANS BALLPARK FIRSTS:

First	Details
First game	April 12, 1999
First crowd	5,521
First pitch	April 12, 1999 — 7:14 p.m.
First temperature	74 degrees
First MB pitcher	Luis Rivera
First opponent	Potomac
First batter	Esix Snead (POT)
First hit	Andy Bevins (POT) — HR
First MB hit	Ryan Lehr — HR
First MB error	Marcus Giles
First walk received	Marcus Giles
First stolen base	Jeff Spencer
First cycle	Dee Brown (WIL)
First grand slam	Ryan Lehr (8/28/99)
First streaker	Unknown nude fan (9/1/99)
First car through OF wall	August 29, 2000



# FRONT OFFICE STAFF

## CONTACT INFO

Office: 843-918-6002  
Tickets: 843-918-6000  
Fax: 843-918-6001  
info@MyrtleBeachPelicans.com



## ADDRESS

Pelicans Ballpark  
1251 21st Avenue North  
Myrtle Beach, SC 29577



## EXECUTIVE TEAM

Chairman & Managing Partner..... Chuck Greenberg  
President ..... Ryan Moore  
General Manager..... Kristin Call

## TICKETING & SPONSORSHIP SALES

Assistant General Manager ..... Ryan Cannella  
Director of Ticket Sales ..... Todd Chapman  
Ticket Sales Manager ..... Connor Hodge  
Ticket Sales Manager ..... Austin Perry  
Inside Sales Representative ..... Bill Togneri  
Inside Sales Representative ..... Matthew Rosga  
Inside Sales Representative ..... Jackson Hardy  
Partnership Services Coordinator ..... Peter Brady  
Box Office Manager ..... Shannon Barbee  
Box Office Assistant ..... Josh Perritt

## FAN ENGAGEMENT

Assistant General Manager ..... Hunter Horenstein  
Social Media Assistant ..... Kaitlyn Piston  
Promotions Assistant ..... Ryan Rosenthal  
Marketing & Sponsorship Assistant ..... Brooke Belflower

## BROADCASTING & MEDIA RELATIONS

Media Relations Manager & Broadcaster ..... Luke Moehle  
Video Production Assistant ..... Bret Shellgren  
Video Production Assistant ..... Tom Tricoli  
Video Production Assistant ..... Gwenna Gentle  
Team Photographer ..... Larry Kave

## BALLPARK OPERATIONS

Director of Retail & Ballpark Operations ..... Dan Bailey  
Retail Assistant ..... Shay Huber  
Sports Turf Manager ..... Jordan Barr  
Ballpark Operations Assistant, Visiting Clubhouse Manager ..... Jason Bliven  
Operations Assistant ..... GW Roehner  
Sports Turf Assistant ..... Sean Malloy  
Home Clubhouse Manager ..... Stan Hunter

## FOOD & BEVERAGE

Director of Food & Beverage ..... Brad Leininger  
Chef ..... Tiffany Sharp  
Food and Beverage Assistant ..... Nick Angiolini  
Food and Beverage Assistant ..... Zach Levy

## ADMINISTRATION & FINANCE

Director of Finance ..... Anne Frost  
Office Manager/Administrative Assistant ..... Beth Freitas





# CHUCK GREENBERG

## CHAIRMAN & MANAGING PARTNER



**F**or more than two decades, Myrtle Beach Pelicans Chairman and Managing Partner, Chuck Greenberg, has built his reputation as an innovative franchise owner and operator, corporate and sports attorney, dealmaker, advisor, and expert on the business and economics of major professional sports.

Chuck's involvement with the Pelicans began on May 31, 2006, when his ownership group finalized the purchase of the franchise from Capitol Broadcasting Company. He subsequently spearheaded an effort to enhance TicketReturn.Com Field at Pelicans Ballpark in Myrtle Beach and make it among the most fan-friendly venues in Minor League Baseball. Within his first two years as Team President and Managing Partner, Chuck's group invested nearly \$2.5 million to enhance the Pelicans' home ballpark, including the installation

of a state-of-the-art, 550-sq. ft. video board, a new Outfield Reserved Bleacher Seating section, and the opening of Pelicans Beach, which was subsequently dubbed "the only baseball-front beach in America." The Major League-quality video board was the largest in the Carolina League at the time of installation and ranks among the largest in all of Minor League Baseball.

In addition to his role as Pelicans' Chairman & Managing Partner, he currently holds the same title with the State College (Pa.) Spikes, the Class-A Short Season affiliate of the St. Louis Cardinals. He is also the General Partner and CEO of the Frisco RoughRiders, the Double-A affiliate of the Texas Rangers, a team that he purchased along with RoughRiders President and co-General Partner Scott Sonju in 2014.

In November 2009, Chuck announced the formation of Greenberg Sports Group (GSG), which provides management, consulting and marketing services to the sports industry across the country. GSG also manages the overall operations of Pelicans, RoughRiders, and Spikes.

Well respected across baseball, Chuck has the distinguished honor of serving on the Minor League Baseball Board of Trustees, a position to which he was elected to in December 2007. The 12-person Board has exclusive power to determine policies and to enact rules and regulations for Minor League Baseball and its member clubs.

Among Chuck's leadership roles in the industry, he has helped to launch Minor League Baseball's "Project Brand" initiative, which was announced at the 2012 Baseball Winter Meetings. "Project Brand" is a transformational new national marketing program designed to attract major national sponsors by creating one cohesive brand encompassing all 160 member clubs. Previously, he served on the inaugural Board of Directors of the Baseball Internet Rights Company (BIRCO), which holds the digital media rights of its member Minor League Baseball clubs and leagues and partners in a strategic venture with Major League Baseball Advanced Media (MLBAM). Chuck is also a co-Chair of Minor League Baseball's Diversity Committee, where he was tapped for a leadership position by Minor League Baseball President Pat O'Connor, in part for his success in attracting substantial minority investment to his ownership groups.

Chuck is the former Managing Partner & CEO of the Texas Rangers, a role he assumed in 2010 after his group of investors (Rangers Baseball Express, LLC), which included Baseball Hall of Famer Nolan Ryan, acquired the Major League Baseball franchise from Tom Hicks and Hicks Sports Group.

His tenure as Rangers' Managing Partner & CEO was highlighted by the club winning the American League Pennant and reaching first World Series in the history of the franchise. Off the field, Chuck spearheaded the development of an enhanced senior management staff, overhauled the fan experience at Globe Life Park in Arlington, constructed and installed a new state-of-the-art video board, game entertainment control room, and technological overhaul of Globe Life Park, and helped re-establish a sense of trust and excitement between the franchise and community. He was also the architect of a lucrative and landmark deal with Fox Sports Southwest that has since changed the landscape of regional television rights deals throughout the sports industry.

Chuck's professional baseball career began in October 2001, when he led an ownership group that





purchased the Double-A Eastern League's Altoona Curve. During his time as the Curve's President & Managing Partner (2002-08), the club set numerous single-game and season attendance records, continually reinvested private money into capital improvement projects at Blair County Ballpark, and helped the franchise gain national stature as one of the most creative and innovative teams in professional sports.

The Curve won the prestigious Larry MacPhail Promotional Award in 2004, the 2006 Baseball America Freitas Award as the top Double-A franchise, and added the highest honor bestowed annually upon a Minor League Baseball club, the John H. Johnson President's Trophy, in 2006. Altoona became only the 11th franchise to receive all three major awards, and was the first team to accomplish the feat in less than three years.

The Pittsburgh native had a long and successful career as a corporate and sports attorney, and currently serves as counsel with the globally-based law firm Reed Smith LLP. Prior to joining Reed Smith in 2010, Chuck was a Partner in the Pennsylvania-based law firm Pepper Hamilton, LLP, which he joined in 1998. He headed the firm's sports practice and was a member of its Executive Committee. Throughout his career, he has lent his expertise to the acquisition and sale of more than two dozen franchises in baseball, football, basketball, hockey, soccer and lacrosse.

Among his work in the sports industry, Chuck was instrumental in helping put together the deal that landed a group led by National Hockey League Hall of Famer Mario Lemieux and renowned businessman Ron Burkle ownership of the bankrupt Pittsburgh Penguins in 1999 and saved the franchise for Pittsburgh and Western Pennsylvania. In 2007, he represented Lemieux, Burkle and the Penguins in successful negotiations with the Commonwealth of Pennsylvania, the City of Pittsburgh and Allegheny County which resulted in a deal to build a brand-new, state-of-the-art arena in downtown Pittsburgh and secure the future of the Penguins in Pittsburgh for at least another 30 years.

Chuck has been featured in numerous articles and has made frequent television and radio appearances concerning the business and economics of sports, particularly regarding sports franchises and facilities. He has also been a frequent speaker and panelist at the annual National Sports Forum and Baseball Winter Meetings. In 2008, he was named to the Sports Business Research Advisory Board at Penn State University, representing team owners in the work of the Center for Sports Business Research, which focuses on the development of first-rate academic and applied empirical research in the sports industry while helping to define educational opportunities for students looking to start careers in sports business.

He also serves on the board of directors of the Mario Lemieux Foundation and also served on the executive committee of the Mario Lemieux Celebrity Golf Invitational, which was held for nearly 20 years.

Chuck graduated from Upper St. Clair High School in Pittsburgh in 1978 and four years later received his B.A. from Tufts University in Massachusetts. In 1985, he graduated from the University of Michigan Law School. Chuck makes his home in Westlake, Texas. He has adult sons (Jeff, Jack and Ben).

## **Ownership / Myrtle Beach Pelicans LP**

**Chuck Greenberg - Chairman & Managing Partner**

**Fernando Aguirre - Vice Chairman**

**Brad and Niti Ross**

**The Robert Brooks Family**

**C.D.S. Sports, LLC**

**Abbot Friedland**

**Bob & Marybeth Miller**

**Jim & Margot Murray**

**The Rogal Family**

**John D. Whalen**



# RYAN MOORE

## PRESIDENT



Ryan Moore first joined the Pelicans organization in 2008 as a Ticket Sales Representative. In 2015 Ryan rejoined the Myrtle Beach Pelicans as the Vice President of Business Operations before being promoted to General Manager in 2018. He was elevated to President in 2020.

Ryan previously served as the General Manager of the Jupiter Hammerheads, the Miami Marlins Class A-Advanced affiliate. He also worked as the Assistant General Manager of Roger Dean Stadium, the Spring Training location for the St. Louis Cardinals and the Miami Marlins. From 2010-2014 Ryan worked for the Gwinnett Braves, the Atlanta Braves Triple-A affiliate, overseeing their ticket sales efforts.

Originally a Connecticut native, Ryan has spent the past 15 years living in the Southeast.

Upon his return to Myrtle Beach Ryan became involved with Habitat for Humanity and currently serves on their board. He is also an alum of Leadership Grand Strand 37. A 2006 graduate of Elon University, Moore earned a degree in Sports Management. During his time at Elon, he completed internships with the Greensboro Coliseum and Elon University's Athletic Department. Moore resides in Myrtle Beach with his wife Alexandra, son Austin, and their two dogs, Cooper and Charlie.



# KRISTIN CALL

## GENERAL MANAGER



Kristin moved to South Carolina to join the Pelicans organization in October of 2013 as the Senior Director of Marketing. She was promoted to Assistant General Manager in 2019, then to Associate General Manager in 2020. She was elevated to General Manager in December of 2021. For her efforts on the Grand Strand, she earned the Carolina League's Female Executive of the Year award in 2015 and 2019. A leader in the Pelicans marketing efforts, Call helped Myrtle Beach set several attendance records and create some of the most creative promotions in all of Minor League Baseball.

Kristin's career in the minors began with the West Virginia Power in 2006 as an intern. Prior to the 2007 season she was hired full time as the Director of Promotions. Over the course of her eight years with the Power her roles included Director of Marketing and finally Assistant General Manager, Marketing. A highlight of her time with the Power was the team's creation and execution of a healthy lifestyle program in which they promoted the importance of

healthy living to over 20,000 kids including appearances at over 100 schools.

Call's industry accolades include 2012 South Atlantic League Female Executive of the Year, 2015 and 2019 Carolina League Female Executive of the Year.

Kristin is originally from Barboursville, WV and a graduate of Cabell Midland High School. In 2002 she entered West Virginia State University on a 4-year academic and volleyball scholarship and in 2006 graduated Magna Cum Laude with a B.A. in Communications and a focus in Public Relations.

During her time in WV, Kristin was also an assistant coach for Charleston Catholic High School's Varsity Volleyball team. During her eight year stint the team enjoyed seven State Tournament appearances and captured two State Titles. Call is also proud to serve her community through involvement with the Myrtle Beach Area Hospitality Association, and as the assistant coach for the Myrtle Beach High School Varsity Volleyball team.



Yovanny Cuevas will lead the Pelicans in 2025 as the Birds will be under a new manager for the first time since 2019. Cuevas has spent time in the Cubs organization in the Arizona Complex League and the Dominican Summer League. The 26-year-old played in the Cubs organization from 2015 to 2021 before transitioning to a coach.



## 2025 COACHING STAFF

**[MyrtleBeachPelicans.com](http://MyrtleBeachPelicans.com)**



# COACHING STAFF



## YOVANNY CUEVAS

MANAGER

**RESIDES:** Mesa, AZ **BORN:** July 28, 1998 (age 26) Santo Domingo, D.R.

**LAST SEASON:** Hitting Coach — ACL Cubs

**MiLB SERVICE (player):** 6 seasons

**MiLB SERVICE (coach):** 3rd season

**MANAGING EXPERIENCE:** 1st season

**YEARS WITH THE CUBS:** 3rd season (as coach)

**YEARS WITH THE PELICANS:** 1st season



Coaching Staff



Cuevas joined the Chicago Cubs organization as a player in 2015. His minor league career ran through 2021 with stops in the Dominican Summer League (DSL), the Arizona Complex League (ACL), and the Northwest League with the Eugene Emeralds. Overall, Cuevas' minor league slash line was .241/.369/.356 over 272 games. In 2022 Cuevas transitioned into a coach. His first assignment was with the ACL Cubs. The following season Cuevas was the hitting coach for the DSL Cubs Red squad, the Cubs affiliate in the Dominican Summer League. Last season he returned to the ACL Cubs as the hitting coach.

### MINOR LEAGUE STATS

YEAR	TEAM	LVL	BA	OBP	SLG	G	AB	R	H	2B	3B	HR	RBI	BB	SO	SB
2015	DSL Cubs	Rk	.259	.364	.387	59	212	35	55	15	3	2	25	27	46	13
2016	DSL Cubs	Rk	.227	.378	.328	61	198	28	45	9	1	3	26	37	35	20
2017	AZL Cubs	Rk	.235	.312	.333	33	81	13	19	6	1	0	8	9	15	4
2018	AZL Cubs	Rk	.221	.332	.273	48	172	30	38	7	1	0	27	25	40	7
2019	AZL Cubs	Rk	.329	.459	.544	24	79	19	26	5	0	4	10	15	22	7
	Eugene	A (Short)	.176	.333	.294	23	68	12	12	5	0	1	4	15	30	4
2021	ACL Cubs	Rk	.239	.455	.457	24	46	13	11	3	2	1	11	19	19	1
MINOR LEAGUE TOTALS			.241	.369	.356	272	856	150	206	50	8	11	111	147	207	36



After spending 2019 with the South Bend Cubs, Buddy Bailey returned to manage the Pelicans in 2021 after leading the club from 2016-2018. (Larry Kave/ Myrtle Beach Pelicans)

PELICANS MANAGERIAL DATA

W-L	%	YEAR(S)	FINISH
<b>Brian Snitker</b>			
238-179	.571	'99-'01	3rd/1st 1999# 1st/1st 2000* 2nd/3rd 2001
<b>Randy Ingle</b>			
271-285	.487	'02-'05	1st/2nd 2002 4th/4th 2003 2nd/3rd 2004 3rd/4th 2005
<b>Rocket Wheeler</b>			
331-365	.476	'06-'10	3rd/3rd 2006 4th/3rd 2007 1st/1st 2008 4th/4th 2009 4th/3rd 2010

W-L	%	YEAR(S)	FINISH
<b>Jason Wood</b>			
223-194	.535	'11-'13	1st/4th 2011 3rd/2nd 2012 1st/2nd 2013
<b>Joe Mikulik</b>			
82-56	.594	'14	1st/1st 2014
<b>Mark Johnson</b>			
81-57	.587	'15	1st/2nd 2015*
<b>Buddy Bailey</b>			
490-438	.528	'16-'18, '21-'24	2nd/1st 2016* 1st/5th 2017 5th/4th 2018 2nd 2021 1st/5th 2022 1st/2nd 2023 4th/2nd 2024

\* - Carolina League Champions  
# - Carolina League Co-Champions

<b>Steve Lerud</b>			
55-81	.404	'19	5th/3rd 2019*





D'ANGELO JIMENEZ

BENCH COACH

**BORN:** December 21, 1977 in Santo Domingo, Dominican Republic  
**LAST SEASON:** Bench Coach - Myrtle Beach Pelicans  
**MLB SERVICE (player):** 8 seasons  
**MiLB SERVICE (player):** 13 seasons  
**MiLB SERVICE (coach):** 7th season  
**YEARS WITH THE CUBS:** 7th season  
**YEARS WITH THE PELICANS:** 2nd season



Bench Coach D'Angelo Jimenez returns to the Pelicans for his second season. Jimenez's professional playing career began in 1994 when he was signed as an amateur free agent by the Yankees. While he made his MLB debut the Yankees, the infielder went on to play for six other teams (Padres, White Sox, Reds, Rangers, A's, and Nationals) and throughout his 8-year MLB career recorded 2,159 at-bats with a .263 career batting average. Jimenez joined the Cubs organization as a hitting coach with the DSL Cubs (2018-19, 2021) and served as the bench coach for the South Bend Cubs in the 2022-23 seasons. Prior to joining Chicago's coaching staff, he spent several years coaching in the Dominican League, namely with the Tigres del Licey.

MAJOR LEAGUE STATS

YEAR	TEAM	LVL	BA	OBP	SLG	G	AB	R	H	2B	3B	HR	RBI	BB	SO	SB
1999	Yankees	MLB	.400	.478	.500	7	20	3	8	2	0	0	4	3	4	0
2001	Padres	MLB	.276	.355	.367	86	308	45	85	19	0	3	33	39	68	2
2002	Padres	MLB	.240	.311	.327	87	321	39	77	11	4	3	33	34	63	4
	White Sox	MLB	.287	.384	.407	27	108	22	31	4	3	1	11	16	10	2
2003	White Sox	MLB	.255	.332	.410	73	271	35	69	11	5	7	26	32	46	4
	Reds	MLB	.290	.365	.421	73	290	34	84	13	2	7	31	34	43	7
2004	Reds	MLB	.270	.364	.394	152	563	76	152	28	3	12	67	82	99	13
2005	Reds	MLB	.229	.319	.295	35	105	14	24	7	0	0	5	14	23	2
2006	Rangers	MLB	.211	.328	.316	20	57	7	12	3	0	1	8	10	6	0
	Athletics	MLB	.071	.350	.071	8	14	1	1	0	0	0	0	6	7	0
2007	Nationals	MLB	.245	.379	.373	73	102	14	25	7	0	2	10	21	22	2
MAJOR LEAGUE TOTALS			.263	.351	.377	641	2159	290	568	105	17	36	228	291	391	36



# ROBERTO VAZ

## HITTING COACH

**BORN:** March 15, 1975 in Brooklyn, NY

**LAST SEASON:** Hitting coach - Myrtle Beach Pelicans

**MLB SERVICE (player):** N/A

**MiLB SERVICE (player):** 7 seasons

**MiLB SERVICE (coach):** 3rd season

**YEARS WITH THE CUBS:** 3rd season

**YEARS WITH THE PELICANS:** 3rd season



Coaching Staff

Roberto Vaz returns as the Myrtle Beach Pelicans hitting coach for his third season. In 2014, Vaz began his eight-year assistant coaching stint with LSU-Eunice Baseball. He also served as an Assistant Coach for the USA Baseball U18 team in 2022. Vaz, originally from Brooklyn, NY, was drafted by Oakland Athletics in 1997. He spent his seven-year playing career with the Oakland A's and Texas Rangers organizations. In 1999, Vaz helped the Vancouver Canadians win the Triple-A World Series.

### MINOR LEAGUE STATS

YEAR	TEAM	LVL	BA	OBP	SLG	G	AB	R	H	2B	3B	HR	RBI	BB	SO	SB
1997	Southern Oregon	A (short)	.321	.379	.513	22	78	11	25	6	0	3	15	7	4	5
	Visalia	A (Adv)	.356	.420	.548	19	73	9	26	5	0	3	13	8	10	2
1998	Huntsville	AA	.295	.369	.409	131	457	54	135	18	5	8	62	56	63	23
1999	Midland	AA	.406	.500	.594	10	32	4	13	3	0	1	12	8	5	0
	Vancouver	AAA	.264	.355	.392	109	367	54	97	18	4	7	38	51	72	7
2000	Sacramento	AAA	.289	.362	.425	114	426	56	123	22	3	10	72	49	72	20
2001	Modesto	A (Adv)	.294	.377	.383	48	180	24	53	13	0	1	25	23	35	19
2002	Rangers	Rk	.333	.500	.333	1	3	0	1	1	0	0	0	1	0	0
	Port Charlotte	A (Adv)	.250	.400	.500	2	4	1	1	1	0	0	1	1	0	0
	Tulsa	AA	.241	.330	.410	24	83	10	20	8	0	2	8	9	15	0
2003	Frisco	AA	.000	.125	.000	8	14	1	0	0	0	0	0	2	1	0
MINOR LEAGUE TOTALS			.288	.367	.418	488	1717	224	494	94	12	35	246	215	277	76





# BRUCE BILLINGS

## PITCHING COACH

**BORN:** November 11, 1985 in San Diego, CA

**LAST SEASON:** Pitching Coach - South Bend Cubs

**MLB SERVICE (player):** 2 seasons

**MLB SERVICE (coach):** 5th season

**PITCHING COACH EXPERIENCE:** 6th season

**YEARS WITH THE CUBS:** 3rd season

**YEARS WITH THE PELICANS:** 2nd season



Coaching Staff



Pitching Coach Bruce Billings returns to the Birds for the 2025 season. Billings was the pitching coach for Pelicans in 2023, and served the South Bend Cubs in the same role last year. Billings, originally from San Diego, CA, was drafted by the Colorado Rockies in 2007. He later played for Oakland Athletics, the New York Yankees, the Los Angeles Dodgers and the Washington Nationals. From 2016-2018, he pitched in the Chinese Professional Baseball League for the Uni-President 7-Eleven Lions and the Fubon Guardians. In 2019, he returned to America and joined the Phillies as a minor league coach.

### MLB STATS

YEAR	TEAM	LVL	W	L	ERA	G	GS	SV	IP	H	R	ER	HR	BB	SO	HBP	WP
2011	2 Teams	MLB	0	0	10.29	4	0	0	7.0	13	10	8	1	6	7	0	1
	Colorado	MLB	0	0	4.50	1	0	0	2.0	5	1	1	0	0	0	0	1
	Oakland	MLB	0	0	12.60	3	0	0	5.0	8	9	7	1	6	7	0	0
2014	NY Yankees	MLB	0	0	9.00	1	0	0	4.0	4	4	4	2	1	7	0	0
MAJOR LEAGUE TOTALS			0	0	9.82	5	0	0	11.0	17	14	12	3	7	14	0	1



# JC BONILLA

## ASSISTANT PITCHING COACH

**BORN:** N/A

**LAST SEASON:** Assistant Pitching Coach - DSL Cubs

**MLB SERVICE (player):** N/A

**MiLB SERVICE (coach):** 3rd season

**PITCHING COACH EXPERIENCE:** 3rd season

**YEARS WITH THE CUBS:** 3rd season

**YEARS WITH THE PELICANS:** 1st season



JC Bonilla joins the 2025 season as the assistant pitching coach for the Pelicans. Bonilla began working for the Cubs as the assistant pitching coach for their Dominican Summer League team in 2023. He held the same role in the 2024 season. A Bronx, NY native, Bonilla played college baseball at both Lackawanna College and Grambling State University. Bonilla graduated from Grambling State with both a Bachelor's of General Studies with a minor in History in 2020 and a Master's degree in Sports Administration in 2022.





# TANNER COSTINE

## ATHLETIC TRAINER

- RESIDES:** Tempe, AZ
- LAST SEASON:** Athletic Trainer - ACL Cubs
- ATHLETIC TRAINING EXPERIENCE:** 3rd season
- YEARS WITH THE CUBS:** 3rd season
- YEARS WITH THE PELICANS:** 1st season

The athletic trainer for the 2025 season will be Tanner Costine. Costine spent the 2023 and 2024 seasons as the athletic trainer for the Cubs at the Arizona Complex League. He graduated from Eastern Carolina University with a Bachelor’s degree in Athletic Training/Trainer in 2020 and obtained his Masters of Kinesiology and Exercise Science from Liberty University in 2022. While at Liberty University, Costine was the graduate assistant athletic trainer.

Coaching Staff





# LUIS GUTIERREZ

## STRENGTH COACH

**RESIDES:** Mesa, AZ

**LAST SEASON:** Strength Coach - DSL Cubs

**COACHING EXPERIENCE:** 3rd season

**YEARS WITH THE CUBS:** 3rd season

**YEARS WITH THE PELICANS:** 1st season

The Pelicans add Luis Gutierrez as the strength and conditioning coach for the 2025 season. Gutierrez started his career within the Cubs organization in 2023 at the Dominican Summer League as the strength and conditioning fellow. He returned to the DSL as the strength and conditioning coach the following season. Gutierrez is a 2020 graduate from the University of Arkansas with a Bachelor of Science -Kinesiology and Exercise Science. He later earned his Masters of Health and Physical Education/Fitness in 2024 from the same university.







The 25th season of Myrtle Beach Pelicans baseball saw the Birds finish with a record of 62-67, missing the playoffs for the first time since 2021. After struggling in the first half, the Pelicans compiled a record of 33-30 in the second half, finishing second in the Carolina League South division.



# 2024 SEASON IN REVIEW

**[MyrtleBeachPelicans.com](https://MyrtleBeachPelicans.com)**

# 2024 DAY-BY-DAY RESULTS

																Home Road	
Date	Gm #	Opponent	Game Time	W - L	Score	Record	Pos	GA	GB	Winning Pitcher	Losing Pitcher	Save	Time	Att	No.	No.	
132 GAMES																	
FIRST HALF (29-37)																	
April (8-13)																	
4/5	1	Fayetteville	7:05 p.m.	L	3-10	0-1	6th	-1.0	Kelly Austin (1-0)	Starlyn Pichardo (0-1)	-	-	3:15	6,599	1		
4/6	2	Fayetteville	6:05 p.m.	W	9-2	1-1	5th	-1.0	Erian Rodriguez (1-0)	Juan Soto (0-1)	-	-	2:50	5,503	2		
4/7	3	Fayetteville	6:05 p.m.	L	2-10	1-2	6th	-1.0	Yeriel Santos (1-0)	Alfredo Romero (0-1)	-	-	2:55	2,576	3		
4/9	4	@ Columbia	7:05 p.m.	L	5-6	1-3	6th	-2.0	Nicholas Regalado (1-0)	Scarlryn Lebron (0-1)	-	-	3:11	3,102	1		
4/10	5	@ Columbia	7:05 p.m.	W	8-6 (11)	2-3	6th	-2.0	Brandon Noriega (1-0)	Chase Isbell (0-1)	-	Frank Hernandez (1)	3:21	1,856	2		
4/11	6	@ Columbia	7:05 p.m.	L	9-18	2-4	6th	-2.0	Yimi Presinal (1-0)	Erian Rodriguez (1-1)	-	-	3:34	1,906	3		
4/12	7	@ Columbia	7:05 p.m.	L	6-10	2-5	6th	-2.0	Emmanuel Reyes (1-0)	Dominic Hambley (0-1)	-	-	2:51	2,940	4		
4/13	8	@ Columbia	6:05 p.m.	L	0-9	2-6	6th	-3.0	Hunter Patteson (1-0)	Juan Bello (0-1)	-	Felix Arronde (1)	2:12	5,358	5		
4/14	9	@ Columbia	5:05 p.m.	L	5-12	2-7	6th	-4.0	Chase Isbell (1-1)	Alfredo Romero (0-2)	-	-	3:02	2,580	6		
4/16	10	Kannapolis	7:05 p.m.	L	2-3	2-8	6th	-5.0	Nick Altermatt (1-0)	Kenten Egbert (0-1)	-	Jesus Mendez (1)	2:33	3,228	4		
4/17	11	Kannapolis	7:05 p.m.	L	8-17	2-9	6th	-5.0	Christian Edwards (1-0)	Vince Reilly (0-1)	-	-	4:01	2,704	5		
4/18	12	Kannapolis	7:05 p.m.	W	3-2	3-9	6th	-5.0	Jeri Vicaizano (1-0)	Nick Altermatt (1-1)	-	Shane Marshall (1)	2:28	3,140	6		
4/19	13	Kannapolis	7:05 p.m.	L	1-4	3-10	6th	-6.0	Christian Edwards (2-0)	Erian Rodriguez (1-2)	-	Jesus Mendez (2)	2:48	3,252	7		
4/20	14	Kannapolis	6:05 p.m.	W	4-3 (12)	4-10	6th	-5.0	Jeri Vicaizano (2-0)	Christian Edwards (2-1)	-	-	3:52	5,125	8		
4/23	15	@ Lynchburg	6:30 p.m.	W	8-6 (10)	5-10	6th	-5.0	Kenry Perez (1-0)	Matt Jachec (0-2)	-	Francis Reynoso (1)	3:04	1,614	7		
4/24	16	@ Lynchburg	6:30 p.m.	W	15-2	6-10	6th	-5.0	Ty Johnson (1-0)	Alex Clemmey (0-3)	-	-	2:50	1,043	8		
4/25	17	@ Lynchburg	6:30 p.m.	L	0-3	6-11	6th	-5.0	Matt Wilkinson (2-0)	Luis Rujano (0-1)	-	Robert Wegielnik (1)	2:21	1,385	9		
4/26	18	@ Lynchburg	6:30 p.m.	L	2-3	6-12	6th	-5.5	Yorman Gomez (2-1)	Vince Reilly (0-2)	-	Steven Perez (1)	2:28	1,805	10		
4/27	19	@ Lynchburg	6:30 p.m.	L	2-3	6-13	6th	-5.5	Jack Jasiak (3-0)	Jeri Vicaizano (2-1)	-	-	2:11	4,876	11		
4/28	20	@ Lynchburg	2:00 p.m.	W	12-8	7-13	6th	-5.5	Garrett Brown (1-0)	Kyle Scott (1-1)	-	Nico Zeglin (1)	3:05	1,302	12		
4/30	21	@ Salem	7:05 p.m.	W	12-4	8-13	6th	-5.5	Nick Dean (1-0)	Matt Duffy (0-1)	-	-	2:53	1,739	13		
May (14-13)																	
5/1	22	@ Salem	7:05 p.m.	W	6-4	9-13	6th	-5.5	Vince Reilly (1-2)	Trennor O'Donnell (1-1)	-	Shane Marshall (2)	2:56	1,263	14		
5/2	23	@ Salem	7:05 p.m.	L	3-5	9-14	6th	-5.5	Michael Sansone (1-0)	Jeral Vicaizano (2-2)	-	-	2:10	2,899	15		
5/3	24	@ Salem	7:05 p.m.	L	0-7	9-15	6th	-5.5	Jedison Paez (1-1)	Marino Santy (0-1)	-	-	2:09	4,691	16		
5/4	25	@ Salem	6:05 p.m.	W	8-1	10-15	6th	-4.5	Kenten Egbert (1-1)	Noah Dean (0-2)	-	-	2:46	2,610	17		
5/5	26	@ Salem	3:05 p.m.	L	1-3	10-16	6th	-5.5	Blake Wehünt (1-0)	Alfredo Romero (0-3)	-	Roymann Blanco (2)	2:10	2,122	18		
5/7	27	Augusta	7:05 p.m.	L	2-5	10-17	6th	-5.5	Riley Frey (3-0)	Garrett Brown (1-1)	-	-	2:20	2,662	9		
5/8	28	Augusta	7:05 p.m.	W	4-2	11-17	6th	-5.5	Erian Rodriguez (2-2)	Beau Philip (0-3)	-	Nic Zeglin (2)	2:45	2,323	10		
5/9	29	Augusta	7:05 p.m.	L	0-2 (12)	11-18	6th	-5.5	Davis Polo (1-3)	Shane Marshall (0-1)	-	LJ McDonough (2)	3:00	2,944	11		
5/10	30	Augusta	7:05 p.m.	W	9-8 (10)	12-18	6th	-5.5	Nico Zeglin (1-0)	LJ McDonough (0-2)	-	-	3:16	4,544	12		
5/11	31	Augusta	6:05 p.m.	W	3-1 (7)	13-18	5th	-4.5	Vince Reilly (2-2)	Adam Maier (1-1)	-	-	1:43	4,276	13		
5/12	32	Augusta	6:05 p.m.	L	1-2	13-19	6th	-4.5	Garrett Baumann (3-0)	Alfredo Romero (0-4)	-	Giomar Diaz (4)	2:29	2,212	14		
5/14	33	Fredericksburg	7:05 p.m.	L	3-5	13-20	6th	-4.5	Mason Denaburg (3-0)	Erian Rodriguez (2-3)	-	Thomas Schultz (7)	2:45	2,120	15		
5/15	34	Fredericksburg	12:05 p.m.	W	6-5	14-20	6th	-4.0	Nico Zeglin (2-0)	Merrick Baldo (0-1)	-	-	2:32	2,393	16		
5/16	35	Fredericksburg	7:05 p.m.	L	2-5	14-21	6th	-4.5	Kevin Rodriguez (1-0)	Kenten Egbert (1-2)	-	Thomas Schultz (8)	2:26	3,232	17		
5/17	36	Fredericksburg	7:05 p.m.	W	6-3	15-21	6th	-4.5	Nick Dean (2-0)	Jarlin Susana (0-5)	-	Francis Reynoso (2)	3:31	6,599	18		
5/18	37	Fredericksburg	6:05 p.m.	W	8-4	16-21	6th	-3.5	Juan Bello (1-1)	Marc Davis (0-1)	-	Ty Johnson (1)	2:12	3,427	19		
5/19	38	Fredericksburg	4:05 p.m.	L	1-9	16-22	6th	-5.0	Travis Sthele (1-3)	Alfredo Romero (0-5)	-	-	2:30	2,876	20		
5/21	39	@ Carolina	6:30 p.m.	W	5-2	17-22	6th	-5.0	Vince Reilly (3-2)	Manuel Rodriguez (2-4)	-	Francis Reynoso (3)	2:35	1,008	19		
5/22	40	@ Carolina	6:30 p.m.	L	8-14	17-23	6th	-5.0	Daniel Corniel (2-1)	Dominic Hambley (0-2)	-	-	3:06	910	20		
5/23	41	@ Carolina	6:30 p.m.	W	6-0	18-23	6th	-5.0	Kenten Egbert (2-2)	Bishop Letson (0-1)	-	-	2:24	1,672	21		
5/24	42	@ Carolina	6:30 p.m.	L	4-12	18-24	6th	-5.5	Jefferson Figueroa (1-0)	Ty Johnson (1-1)	-	-	2:41	3,462	22		
5/25	43	@ Carolina	6:30 p.m.	L	3-4	18-25	6th	-7.0	Adrian Maldonado (2-0)	Juan Bello (1-2)	-	Bayden Root (5)	2:29	3,432	23		
5/26	44	@ Carolina	1:00 p.m.	W	8-7	19-25	5th	-6.5	Vince Reilly (4-2)	Jesus Rivero (3-2)	-	Shane Marshall (3)	3:13	1,461	24		
5/28	45	Charleston	7:05 p.m.	W	7-4	20-25	4th	-6.0	Yenri Rojas (1-0)	Engert Garcia (1-3)	-	Jeral Vicaizano (1)	3:27	2,985	21		
5/29	46	Charleston	7:05 p.m.	W	3-1	21-25	4th	-6.0	Kenten Egbert (3-2)	T.J. Nichols (1-5)	-	-	2:15	2,967	22		
5/30	47	Charleston	7:05 p.m.	W	8-4	22-25	4th	-6.0	Vince Reilly (5-2)	Dalton Fowler (0-2)	-	-	2:32	3,114	23		
5/31	48	Charleston	7:05 p.m.	L	3-5	22-26	4th	-7.0	Santiago Suarez (3-4)	Nazier Mulé (0-1)	-	Seth Chavez (2)	2:53	3,764	24		
June (10-17)																	
6/1	49	Charleston	6:05 p.m.	W	9-0	23-26	4th	-7.0	Marino Santy (1-1)	Drew Dowd (0-3)	-	-	2:40	3,884	25		
6/2	50	Charleston	6:05 p.m.	L	4-7	23-27	4th	-8.0	Chris Villaman (3-0)	Alfredo Romero (0-6)	-	Will Stevens (3)	2:37	4,067	26		
6/4	51	@ Augusta	7:05 p.m.	W	3-2	24-27	4th	-8.0	Vince Reilly (6-2)	Didier Fuentes (1-3)	-	Shane Marshall (4)	2:39	3,782	25		
6/5	52	@ Augusta	7:05 p.m.	L	3-4 (6)	24-28	4th	-9.0	LJ McDonough (1-2)	Mason McGwire (0-1)	-	-	1:41	3,606	26		
6/8	53	@ Augusta	7:05 p.m.	W	5-2	25-28	3rd	-9.0	Erian Rodriguez (3-3)	Davis Polo (1-6)	-	-	2:18	4,437	27		
6/9	54	@ Augusta	7:05 p.m.	L	2-3	25-29	3rd	-10.0	Adel Dilone (4-1)	Francis Reynoso (0-1)	-	-	2:15	3,853	28		
6/10	55	@ Augusta	6:05 p.m.	L	7-8	25-30	3rd	-10.0	Reilyn Corona (3-2)	Shane Marshall (0-2)	-	-	2:43	4,828	29		
6/11	56	@ Augusta	1:35 p.m.	L	0-2	25-31	3rd	-11.0	Cade Kuehler (2-5)	Mason McGwire (0-2)	-	LJ McDonough (4)	2:17	3,089	30		
6/11	57	Columbia	7:05 p.m.	W	2-0	26-31	3rd	-11.0	Kenten Egbert (4-2)	Felix Arronde (3-5)	-	Nico Zeglin (3)	1:50	3,908	27		
6/12	58	Columbia	7:05 p.m.	L	6-10 (10)	26-32	3rd	-11.0	Nicholas Regalado (2-2)	Jeri Vicaizano (2-3)	-	-	3:09	3,631	28		
6/13	59	Columbia	7:05 p.m.	L	4-5 (11)	26-33	3rd	-11.0	Doug Kirkland (2-3)	Angel Hernandez (0-1)	-	-	2:54	3,653	29		
6/14	60	Columbia	7:05 p.m.	L	2-7	26-34	3rd	-12.0	Luis Polanco (3-1)	Yenri Rojas (1-1)	-	-	2:26	4,051	30		
6/15	61	Columbia	6:35 p.m.	L	4-5	26-35	3rd	-12.0	Emmanuel Reyes (4-1)	Sam Thoresen (0-1)	-	-	2:38	3,821	31		
6/16	62	Columbia	6:35 p.m.	W	11-10 (11)	27-35	3rd	-12.0	Shane Marshall (1-2)	Nicholas Regalado (2-3)	-	-	3:09	5,031	32		
6/18	63	@ Kannapolis	7:00 p.m.	W	5-4	28-35	3rd	-11.0	Angel Hernandez (1-1)	Nick Altermatt (3-3)	-	-	2:27	2,484	31		
6/19	64	@ Kannapolis	5:00 p.m.	L	0-5 (7)	28-36	4th	-12.0	Manuel Veloz (1-0)	Marino Santy (1-2)	-	-	1:54	2,242	32		
6/19	65	@ Kannapolis	7:49 p.m.	W	7-0 (7)	29-36	4th	-11.0	Yenri Rojas (2-1)	Jake Peppers (3-4)	-	-	1:58	2,242	33		
6/20	66	@ Kannapolis	7:00 p.m.	L	3-4	29-37	4th	-12.0	Adrian Batista (6-2)	Xan Wiggins (0-1)	-	Jesus Mendez (8)	2:09	2,661	33		
SECOND HALF (33-30)																	
6/21	67	@ Kannapolis	7:00 p.m.	L	3-4	29-38	6th	-1.0	Connelly Peters (2-0)	Francis Reynoso (0-2)	-	Nick Altermatt (2)	2:42	4,745	34		
6/22	68	@ Kannapolis	7:00 p.m.	W	6-3	30-38	T-1st	--	Nico Zeglin (3-0)	Seth Keener (3-0)	-	Shane Marshall (5)	2:18	3,930	35		
6/23	69	@ Kannapolis	1:30 p.m.	L	1-2	30-39	T-2nd	-1.0	Lucas Gordon (6-1)	Will Frisch (0-1)	-	Jesus Mendez (9)	2:12	2,220	36		
6/25	70	Fayetteville	7:05 p.m.	L	4-8	30-40	T-5th	-1.0	Engel Peralta (1-0)	Kenry Perez (1-1)	-	Dawill Almonte (1)	2:40	4,829	34		
6/26	71	Fayetteville	7:05 p.m.	W	3-4	30-41	6th	-2.0	Jackson Nezh (5-4)	Yenri Rojas (2-2)	-	Amilcar Chirinos (2)	2:47	3,922	35		
6/27	72	Fayetteville	7:05 p.m.	W	5-0	31-41	T-4th	-2.0	Luis Rujano (1-1)	Raimy Rodriguez (1-5)	-	-	2:25	3,333	36		
6/28	73	Fayetteville	7:05 p.m.	W	9-7	32-41	T-3rd	-2.0	Nico Zeglin (4-0)	Yeriel Santos (3-4)	-	-	3:12	3,718	37		
6/29	74	Fayetteville	6:35 p.m.	L	7-8 (10)	32-42	T-4th	-2.0	Julio Marte (1-4)	Angel Hernandez (1-2)	-	Amilcar Chirinos (3)	3:00	3,127	38		
6/30	75	Fayetteville	6:35 p.m.	L	2-8	32-43	T-5th	-3.0	Sandy Mejia (4-4)	Will Frisch (0-2)	-	-	2:47	3,079	39		
July (13-9)																	
7/1	76	Charleston	7:05 p.m.	L	0-2	32-44	T-5th	-3.0	Engert Garcia (2-4)	Juan Bello (1-3)	-	Gerlin Rosario (3)	2:10	2,776	40		
7/2	77	Charleston	7:05 p.m.	L	0-6	32-45	6th	-4.0	Drew Dowd (2-4)	Yenri Rojas (2-3)	-	-	2:18	5,012	41		
7/3	78	Charleston	7:05 p.m.	L	1-4	32-46	6th	-4.0	Cade Halemamu (1-0)	Luis Rujano (1-2)	-	Samuel Mejia (3)	2:36	6,002	42		
7/4	79	@ Charleston	6:35 p.m.	L	1-2	32-47	6th	-4.0	Chris Villaman (5-1)	Jaxon Wiggins (0-2)	-	Adam Boucher (3)	2:26	7,389	37		
7/5	80	@ Charleston	7:05 p.m.	L	3-4	32-48	6th	-5.0	Luis Hernandez (2-0)	Mason McGwire (0-2)	-	Gerlin Rosario (4)	2:38	6,617	38		
7/6	81	@ Charleston	6:05 p.m.	L	10-11 (10)												

Date															Home Road	
Date	Gm #	Opponent	Game Time	W - L	Score	Record	Pos	GA	GB	Winning Pitcher	Losing Pitcher	Save	Time	Att	No.	No.
7/9	82	Kannapolis	7:05 p.m.	W	1-0	33-49	6th	-7.0	Kenten Egbert (5-2)	Jake Bockenstedt (3-7)	Yenri Rojas (1)	-	2:23	3,232	43	
7/10	83	Kannapolis	7:05 p.m.	L	5-9	33-50	6th	-8.0	Luke Bell (2-0)	Luis Rujano (1-3)	-	-	2:54	3,468	44	
7/11	84	Kannapolis	9:02 p.m.	W	6-1 (7)	34-50	6th	-7.0	Tyler Schläffer (1-0)	Aldrin Batista (7-4)	-	-	1:31	3,069	45	
7/12	85	Kannapolis	7:05 p.m.	W	14-2	35-50	6th	-7.0	Nico Zeglín (5-0)	Frankeli Arias (1-3)	-	-	3:02	2,929	46	
7/13	86	Kannapolis	6:35 p.m.	L	2-4	35-51	6th	-8.0	Ricardo Briezule (1-0)	Mason McGwire (0-4)	Connor Housley (1)	-	2:32	3,784	47	
7/14	87	Kannapolis	6:35 p.m.	W	6-4	36-51	6th	-7.5	Vince Reilly (7-2)	Jesus Mendez (2-3)	Shane Marshall (6)	-	2:17	4,776	48	
ALL STAR BREAK 7/15-7/18																
7/20	88	@ Columbia	3:35 p.m.	W	7-2 (7)	37-51	6th	-6.5	Yenri Rojas (3-3)	Jonatan Bernal (0-2)	-	-	1:52	4,482	40	
7/20	89	@ Columbia	6:19 p.m.	W	5-1 (7)	38-51	6th	-5.5	Tyler Schläffer (2-0)	Josh Hansell (2-2)	-	-	2:03	4,482	41	
7/21	90	@ Columbia	5:05 p.m.	L	0-1 (5)	38-52	6th	-5.5	Mauricio Veltz (1-1)	Kenyl Perez (1-2)	Ismael Michel (1)	-	2:44	2,502	42	
7/23	91	Augusta	7:05 p.m.	W	7-1	39-52	5th	-5.5	Angel Hernandez (2-2)	Garrett Baumann (5-3)	-	-	3:03	5,514	49	
7/24	92	Augusta	7:05 p.m.	W	4-3	40-52	5th	-5.5	Nazier Mule (1-1)	Didier Fuentes (3-5)	Kenyl Perez (1)	-	2:37	4,185	50	
7/27	94	Augusta	4:05 p.m.	W	2-0 (7)	41-52	5th	-5.5	Juan Bello (2-3)	JR Ritchie (1-1)	Yenri Rojas (2)	-	1:42	4,334	51	
7/27	95	Augusta	6:35 p.m.	W	9-1 (7)	42-52	5th	-4.5	Luis Rujano (2-3)	Davis Polo (1-8)	-	-	2:07	4,334	52	
7/28	96	Augusta	6:35 p.m.	W	8-5	43-52	3rd	-4.5	Angel Hernandez (3-2)	Hurston Waldrép (0-1)	-	-	2:37	6,599	53	
7/30	97	@ Delmarva	7:05 p.m.	W	9-8 (11)	44-52	3rd	-4.5	Shane Marshall (2-2)	Jiorgeny Casimiri (3-2)	-	-	3:13	1,592	43	
7/31	98	@ Delmarva	7:05 p.m.	W	7-2	45-52	3rd	-3.5	Francis Reynoso (1-2)	Eccel Correa (2-1)	-	-	2:45	2,781	44	
August (13-12)																
8/1	99	@ Delmarva	7:05 p.m.	W	4-1	46-52	3rd	-2.5	Yenri Rojas (4-3)	Riley Cooper (4-3)	Jeral Vizcaino (2)	-	2:06	2,503	45	
8/2	100	@ Delmarva	7:05 p.m.	L	2-3	46-53	3rd	-3.5	Randy Berigette (5-0)	Vince Reilly (7-3)	-	-	2:32	2,135	46	
8/3	101	@ Delmarva	7:05 p.m.	L	6-7	46-54	3rd	-4.0	Harli Frías (3-3)	Shane Marshall (2-3)	-	-	4:32	2,419	47	
8/4	102	@ Delmarva	5:05 p.m.	W	13-5	47-54	3rd	-2.5	Scarllyn Lebron (1-2)	Randy Berigette (5-1)	-	-	3:12	2,049	48	
8/9	103	@ Down East	5:00 p.m.	W	3-2 (7)	48-54	3rd	-1.5	Luis Rujano (3-3)	Kyle Larsen (2-4)	Vince Reilly (1)	-	2:17	1,032	49	
8/9	104	@ Down East	6:30 p.m.	L	1-7 (7)	48-55	3rd	-2.5	Willian Bormie (6-2)	Juan Bello (2-4)	-	-	2:03	1,032	50	
8/13	105	Columbia	7:05 p.m.	L	3-5	48-56	3rd	-5.0	Henson Leal (1-0)	Vince Reilly (7-4)	-	-	2:44	4,500	54	
8/14	106	Columbia	7:05 p.m.	L	0-9	48-57	3rd	-6.0	Jonatan Bernal (1-3)	Tyler Schläffer (2-1)	-	-	2:33	4,234	55	
8/15	107	Columbia	7:05 p.m.	W	8-0	49-57	3rd	-5.0	Juan Bello (3-4)	Mauricio Veltz (1-3)	-	-	2:17	4,613	56	
8/16	108	Columbia	7:05 p.m.	W	2-1	50-57	3rd	-5.0	Angel Hernandez (4-2)	Felix Arronde (4-7)	Vince Reilly (2)	-	1:53	6,056	57	
8/17	109	Columbia	6:35 p.m.	L	1-5	50-58	3rd	-5.0	Logan Martin (3-3)	Mathew Peters (0-7)	-	-	2:17	5,614	58	
8/18	110	Columbia	6:35 p.m.	L	4-6	50-59	3rd	-6.5	Josh Hansell (3-2)	Alfredo Romero (0-7)	Ismael Michel (2)	-	2:31	4,754	59	
8/20	111	@ Charleston	7:05 p.m.	L	3-8	50-60	3rd	-7.5	Drew Dowd (5-6)	Yenri Rojas (4-4)	-	-	2:43	2,609	51	
8/21	112	@ Charleston	7:05 p.m.	W	8-6	51-60	3rd	-6.5	Luis Rujano (4-3)	Luis Hernandez (4-1)	Vince Reilly (3)	-	2:29	2,364	52	
8/22	113	@ Charleston	7:05 p.m.	W	6-2	52-60	3rd	-5.5	Juan Bello (4-4)	Garry Gill Hill (4-3)	Angel Hernandez (1)	-	2:14	4,819	53	
8/23	114	@ Charleston	7:05 p.m.	L	6-7	52-61	3rd	-6.5	Gerlin Rosario (2-1)	Connor Schultz (0-1)	Alexander Alberto (4)	-	2:20	4,563	54	
8/24	115	@ Charleston	6:05 p.m.	W	4-1	53-61	3rd	-5.5	Kenten Egbert (7-2)	Santiago Suarez (6-6)	-	-	2:22	4,772	55	
8/25	116	@ Charleston	5:05 p.m.	W	5-2	54-61	3rd	-4.5	Jeral Vizcaino (3-3)	Dalton Fowler (2-4)	Vince Reilly (4)	-	2:20	3,746	56	
8/27	117	@ Down East	5:05 p.m.	L	0-13 (7)	54-62	3rd	-5.0	Ivan Oviedo (2-0)	JP Wheat (0-1)	-	-	1:31	1,490	57	
8/27	118	Down East	7:08 p.m.	L	1-2 (7)	54-63	3rd	-6.0	Joey Danielson (2-0)	Yenri Rojas (4-5)	Victor Simeon (4)	-	1:56	3,924	60	
8/28	119	Down East	7:05 p.m.	W	3-0	55-63	3rd	-6.0	Tyler Schläffer (3-1)	Josh Trentadue (3-5)	Vince Reilly (5)	-	1:59	3,721	61	
8/29	120	Down East	7:05 p.m.	L	1-2	55-64	3rd	-7.0	Kyle Larsen (3-4)	Juan Bello (4-5)	Victor Simeon (5)	-	2:19	3,909	62	
8/30	121	Down East	7:05 p.m.	W	7-6	56-64	3rd	-7.0	Jeral Vizcaino (4-3)	Luke Savage (2-4)	Shane Marshall (7)	-	2:37	5,006	63	
8/31	122	Down East	4:05 p.m.	W	3-2 (7)	57-64	3rd	-6.5	Connor Schultz (1-1)	Kolton Curtis (4-7)	-	-	1:56	5,052	64	
8/31	126	@ Down East	6:47 p.m.	W	2-1	58-64	3rd	-6.5	Lisandro Almonte (1-0)	Aneudis Mejia (0-1)	-	-	1:33	5,052	58	
September (4-3)																
9/1	123	Down East	6:35 p.m.	W	4-2	59-64	2nd	-5.5	Luis Martinez-Gomez (1-0)	Eric Loomis (0-1)	-	-	2:13	5,528	65	
9/4	125	@ Fayetteville	6:35 p.m.	W	2-1	60-64	2nd	-6.5	Yenri Rojas (5-5)	Rafael Gonzalez (0-2)	Vince Reilly (6)	-	2:21	1,721	60	
9/5	126	@ Fayetteville	6:35 p.m.	L	0-1 (10)	60-65	2nd	-6.5	Danny Trehey (1-2)	Lisandro Almonte (1-1)	-	-	2:40	2,102	61	
9/6	127	@ Fayetteville	4:00 p.m.	W	8-6 (7)	61-65	2nd	-6.0	Luis Reyes (1-0)	Yanquiel Sanchez (0-4)	Luis Martinez-Gomez (1)	-	2:17	3,990	62	
9/6	128	@ Fayetteville	7:05 p.m.	L	0-1 (7)	61-66	2nd	-7.0	Luis Rodriguez (2-2)	Connor Schultz (1-2)	-	-	1:15	3,990	63	
9/7	128	@ Fayetteville	7:05 p.m.	L	5-11	61-67	2nd	-8.0	Juan Nunez (2-0)	JP Wheat (0-2)	-	-	3:10	4,929	64	
9/8	129	@ Fayetteville	5:05 p.m.	W	8-0	62-67	2nd	-8.0	Kenten Egbert (7-2)	Julio Marte (2-7)	Jeral Vizcaino (3)	-	2:19	3,522	65	
9/9	131	Columbia	6:05 p.m.	W	1-0	74-55	2nd	-4.0	Kevin Valdez (3-3)	Emmanuel Reyes (1-5)	Garrett Brown (2)	-	2:33	4,784	65	
9/10	132	Columbia	6:05 p.m.	W	7-6	75-55	2nd	-3.0	Starlyn Pichardo (7-1)	Nicholas Regalado (1-1)	-	-	2:42	3,927	66	
PLAYOFFS																
9/12	-	@ Charleston	7:05 p.m.	L	1-2	0-1			Gerlin Rosario (1-0)	Jackson Ferris (0-1)	-	-	2:22	4,613		
9/14	-	Charleston	7:05 p.m.	W	3-0	1-1			Kevin Valdez (1-0)	Marcus Johnson (0-1)	Jose Romero (1)	-	2:18	4,614		
9/15	-	Charleston	7:05 p.m.	L	4-18	1-2			Jake Christianson (1-0)	Marino Santy (0-1)	-	-	3:15	3,751		



# 2024 STANDINGS

## 2024 CAROLINA LEAGUE OVERALL STANDINGS

NORTH	W	L	PCT	GB
Carolina*	78	51	.605	--
Fredericksburg*	74	57	.565	5.0
Salem	70	62	.530	9.5
Lynchburg	67	62	.519	11.0
Down East	65	63	.508	12.5
Delmarva	53	78	.405	26.0

SOUTH	W	L	PCT	GB
Kannapolis*	70	61	.534	--
Charleston*	69	61	.531	0.5
Columbia	68	63	.519	2.0
Myrtle Beach	62	67	.481	7.0
Fayetteville	55	75	.423	14.5
Augusta	49	80	.380	20.0

\*= Clinched playoff

### North Division Championship

Fredericksburg def. Carolina 2-0

Game 1: Carolina @ Fredericksburg (Fredericksburg W 7-6)  
Game 2: Fredericksburg @ Carolina (Fredericksburg W 5-2)

### South Division Championship

Kannapolis def. Charleston 2-1

Game 1: Kannapolis @ Charleston (Kannapolis W 5-4)  
Game 2: Charleston @ Kannapolis (Charleston W 7-4)  
Game 3: Charleston @ Kannapolis (Kannapolis W 2-1)


### Carolina League Championship

Fredericksburg def. Kannapolis 2-1

Game 1: Fredericksburg @ Kannapolis (Fredericksburg W 6-4)  
Game 2: Kannapolis @ Fredericksburg (Kannapolis W 3-0)  
Game Three: Kannapolis @ Fredericksburg (Fredericksburg W 3-0)

## RETURN OF THE CAROLINA LEAGUE

Following one season under the Low-A East title in 2021, the familiar Carolina League returned to Minor League Baseball with two six-team divisions. The Pelicans played in the original Carolina League from 1999-2019. Seven teams from the original Carolina League, which was formed in 1945, still compete in the division, including Myrtle Beach, Carolina, Lynchburg, Down East, Fayetteville, Salem, and Fredericksburg (formerly Potomac). 2022 also saw the return of a season divided into two halves, with the first half winner facing off against the second half winner in each division before the championship.



The Charleston RiverDogs continued their reign over the division with their third-consecutive championship in 2023. After taking down the Pelicans in the divisional round, the RiverDogs swept the Down East Wood Ducks in two games to claim their third league title in a row. (Charleston RiverDogs)



# 2024 SEASON INDIVIDUAL STATISTICS

## 2024 INDIVIDUAL PELICANS BATTING TOTALS

PLAYER	G	AB	R	H	2B	3B	HR	RBI	SB	CS	BB	SO	BA	OBP	SLG	OPS
David Avitia	1	3	0	0	0	0	0	0	0	0	1	2	.000	.250	.000	.250
Owen Ayers	.190	63	6	12	4	0	1	5	1	0	6	14	.190	.271	.302	.573
Drew Bowser	58	191	27	31	9	1	4	20	0	1	31	95	.162	.289	.283	.572
Ivan Brethowr	23	83	12	14	1	0	2	7	3	0	8	26	.169	.274	.253	.527
Jefferson Encarnacion	10	32	6	8	1	0	1	8	0	0	10	14	.250	.419	.375	.794
Jose Escobar	23	67	9	14	2	2	4	15	0	0	11	20	.209	.357	.478	.835
Leonel Espinoza	59	215	38	56	11	5	5	20	10	4	30	60	.260	.379	.428	.807
Andy Garriola	90	332	49	80	24	1	18	72	9	2	35	119	.241	.312	.482	.794
Dilan Granadillo	11	30	5	5	0	0	0	2	0	0	8	8	.167	.342	.167	.509
Alexis Hernandez	52	174	24	25	1	0	2	12	10	0	28	76	.144	.266	.184	.450
Cristian Hernandez	95	350	56	94	25	4	5	50	37	5	60	95	.269	.382	.406	.788
Frank Hernandez	38	136	12	33	2	0	0	9	4	2	13	37	.243	.318	.257	.575
Ismael Mena	28	88	14	21	2	1	1	7	4	2	16	19	.239	.361	.318	.679
Christian Olivo	87	293	44	66	5	2	3	23	20	4	29	82	.225	.300	.287	.587
Miguel Pabon	68	216	23	48	8	0	3	20	0	0	38	63	.222	.346	.301	.647
Chris Paciolla	66	263	23	54	15	0	2	19	3	1	11	77	.205	.236	.285	.521
Fabian Pertuz	27	95	9	14	4	0	2	10	1	0	13	37	.147	.255	.253	.508
Reggie Preciado	89	349	46	80	13	2	4	32	12	4	24	109	.229	.284	.312	.596
Eriandys Ramon	27	98	13	18	8	2	0	5	3	2	10	25	.184	.273	.306	.579
Alfonso Rosario	109	383	61	88	18	4	16	73	20	5	56	147	.230	.344	.423	.767
Cameron Sisneros	13	43	4	9	1	1	3	9	0	0	5	15	.209	.306	.488	.794
Cam Smith	15	48	10	15	2	1	6	12	1	0	8	12	.313	.404	.771	1.175
Wally Soto	15	46	6	7	2	0	1	7	0	0	11	15	.152	.316	.261	.577
Anderson Surriel	17	49	7	12	3	0	1	6	0	1	4	17	.245	.351	.367	.718
Carter Trice	67	229	24	50	18	1	8	34	2	1	33	88	.218	.320	.410	.730
Jacob Wetzel	81	286	53	73	15	11	8	39	17	2	55	77	.255	.377	.469	.846
TEAM TOTALS	129	4162	581	927	194	38	100	516	157	36	554	1349	.223	.322	.360	.682



# 2024 SEASON INDIVIDUAL STATISTICS

## 2024 INDIVIDUAL PELICANS PITCHING TOTALS

PLAYER	W	L	ERA	G	GS	SV	IP	H	R	ER	HR	BB	SO	WP	WHIP	GIDP	BAA
Lisandro Almonte	1	1	3.86	3	0	0	4.2	2	3	2	0	4	6	0	1.29	0	.133
Juan Bello	4	5	3.21	22	22	0	89.2	73	32	32	5	28	91	7	1.13	3	.225
Garrett Brown	1	1	10.34	12	0	0	15.2	25	20	18	1	14	9	10	2.49	3	.391
Nick Dean	2	0	2.33	7	3	0	27.0	17	7	7	0	9	36	3	0.96	3	.179
Kenten Egbert	7	2	3.04	23	16	0	97.2	72	39	33	8	32	104	9	1.06	3	.202
Will Frisch	0	2	9.00	2	2	0	3.0	3	3	3	0	3	1	1	2.00	0	.273
Dominic Hambley	0	2	7.58	12	0	0	19.0	23	22	16	0	20	20	10	2.26	1	.284
Angel Hernandez	4	2	1.26	17	0	1	50.0	24	9	7	1	25	62	8	0.98	5	.147
Frank Hernandez	0	0	0.00	1	0	1	1.0	1	1	0	0	0	0	0	1.00	0	.333
Ty Johnson	1	1	3.48	10	4	1	33.2	23	14	13	1	10	48	4	0.98	1	.198
Scarlyn Lebron	1	2	8.25	9	0	0	12.0	15	12	11	0	18	15	4	2.75	0	.300
Shane Marshall	2	3	2.52	33	0	7	39.1	28	17	11	4	22	42	3	1.27	0	.206
Luis Martinez-Gomez	1	0	0.00	3	0	1	5.2	7	0	0	0	0	7	2	1.24	1	.318
Mason McGwire	0	4	5.71	15	8	0	41.0	40	29	26	4	34	30	11	1.80	9	.260
Nazier Mulé	1	1	3.95	13	13	0	43.1	28	21	19	2	32	31	5	1.38	0	.187
Branden Noriega	1	0	8.31	3	0	0	4.1	3	4	4	0	7	4	4	2.31	0	.214
Jack Patterson	0	0	33.75	2	0	0	1.1	5	5	5	0	1	2	2	4.50	0	.714
Kenyi Perez	1	2	9.47	36	0	1	38.0	22	44	40	2	60	71	18	2.16	1	.164
Mathew Peters	0	1	7.71	5	0	0	9.1	7	8	8	1	11	8	2	1.93	0	.206
Starlyn Pichardo	0	1	4.76	7	0	0	11.1	7	7	6	2	17	14	4	2.12	0	.171
Vince Reilly	7	4	3.88	32	0	6	53.1	43	28	23	2	16	52	5	1.11	4	.213
Luis Reyes	1	0	10.80	1	0	0	1.2	4	2	2	0	1	1	0	3.00	0	.444
Francis Reynoso	1	2	5.18	26	0	3	33.0	23	20	19	4	21	42	6	1.33	0	.189
Erian Rodriguez	3	3	3.29	13	2	0	41.0	36	17	15	1	16	41	6	1.27	6	.234
Yenrri Rojas	5	5	3.16	17	7	2	62.2	59	26	22	2	20	37	6	1.26	2	.253
Alfredo Romero	0	7	8.10	14	10	0	40.0	55	43	36	2	22	34	4	1.93	1	.314
Luis Rujano	4	3	5.40	20	7	0	53.1	60	36	32	4	25	55	5	1.59	4	.288
Marino Santy	1	2	3.89	13	8	0	44.0	41	23	19	3	29	58	7	1.59	2	.247
Tyler Schlaffer	3	1	1.87	8	6	0	33.2	21	9	7	1	10	34	0	0.92	1	.176
Connor Schultz	1	2	1.82	9	1	0	29.2	23	13	6	2	4	30	1	0.91	3	.217
Wally Soto	0	0	54.00	1	0	0	0.1	3	2	2	1	1	0	0	12.00	0	.750
Sam Thoresen	0	1	1.66	17	0	0	21.2	10	8	4	0	21	29	7	1.43	2	.143
Mitchell Tyranski	0	0	0.00	1	0	0	2.1	0	0	0	0	2	4	0	0.86	0	.000
Jeral Vizcaino	4	3	2.82	26	2	3	67.0	52	23	21	4	26	61	9	1.16	4	.216
JP Wheat	0	2	7.91	10	10	0	19.1	15	24	17	0	34	16	10	2.53	0	.211
Jaxon Wiggins	0	2	2.14	6	6	0	21.0	12	5	5	0	5	26	4	0.81	0	.162
Nico Zeglin	5	0	1.41	16	2	3	38.1	24	9	6	1	7	57	2	0.81	2	.175
TEAM TOTALS	62	67	4.03	129	129	29	1109.1	906	585	497	58	607	1178	179	1.36	61	.223





# 2024 HOME STATISTICS

## 2024 PELICANS BATTING TOTALS AT HOME

PLAYER	G	AB	R	H	2B	3B	HR	RBI	BB	SO	SB	CS	BA	OBP	SLG	OPS
David Avitia	1	3	0	0	0	0	0	0	1	2	0	0	.000	.250	.000	.250
Owen Ayers	8	27	1	4	1	0	0	2	2	4	0	0	.148	.207	.185	.392
Drew Bowser	29	90	14	19	7	0	2	15	21	43	0	1	.211	.371	.356	.727
Ivan Brethowr	12	40	5	8	1	0	2	7	4	11	1	0	.200	.304	.375	.679
Jefferson Encarnacion	4	11	2	1	0	0	0	2	7	6	0	0	.091	.444	.091	.535
Jose Escobar	12	35	4	6	1	1	1	1	3	11	0	0	.171	.293	.343	.636
Leonel Espinoza	28	105	14	28	8	2	3	10	10	25	4	1	.267	.347	.467	.814
Andy Garriola	46	170	22	46	14	1	7	36	20	64	5	2	.271	.345	.488	.833
Dilan Granadillo	5	14	3	3	0	0	0	2	4	2	0	0	.214	.389	.214	.603
Alexis Hernandez	21	73	9	11	0	0	1	5	9	32	6	0	.151	.244	.192	.436
Cristian Hernandez	51	192	30	46	12	2	2	25	34	49	20	2	.240	.360	.354	.714
Frank Hernandez	20	75	5	19	0	0	0	6	7	18	1	2	.253	.333	.253	.586
Ismael Mena	13	44	5	10	1	1	0	1	8	13	0	1	.227	.340	.295	.635
Christian Olivo	46	149	24	34	3	1	2	10	15	43	9	1	.228	.308	.302	.610
Miguel Pabon	37	119	14	28	4	0	3	17	19	31	0	0	.235	.345	.345	.690
Chris Paciolla	36	147	14	31	8	0	0	8	4	37	2	1	.211	.230	.265	.495
Fabian Pertuz	15	50	7	10	4	0	2	9	9	14	0	0	.200	.333	.400	.733
Reggie Preciado	44	176	20	36	7	2	1	11	11	54	2	3	.205	.258	.284	.542
Eriandys Ramon	15	52	8	12	7	1	0	2	7	14	2	1	.231	.333	.404	.737
Alfonso Rosario	53	186	30	44	7	2	8	29	26	64	9	1	.237	.353	.425	.778
Cameron Sisneros	7	22	1	5	1	1	1	3	2	8	0	0	.227	.292	.500	.792
Cam Smith	6	19	1	3	0	1	0	1	4	5	0	0	.158	.304	.263	.567
Wally Soto	7	18	2	5	0	0	1	5	7	1	0	0	.278	.480	.444	.924
Anderson Suriel	7	21	1	5	1	0	0	2	1	7	0	0	.238	.273	.286	.559
Carter Trice	34	109	11	22	7	0	4	2	1	7	2	1	.202	.336	.376	.712
Jacob Wetzel	40	134	27	37	8	4	5	14	30	36	10	1	.276	.410	.507	.917
TEAM TOTALS	65	2081	274	473	102	19	45	237	287	638	73	18	.227	.329	.359	.688



2024 PELICANS PITCHING TOTALS AT HOME

PLAYER	W	L	ERA	G	GS	SV	IP	H	R	ER	HR	BB	SO	WP	AVG
Lisandro Almonte	1	0	0.00	1	0	0	3.0	1	0	0	0	1	2	0	.100
Juan Bello	3	2	2.42	11	11	0	52.0	35	14	14	2	15	53	5	.191
Garrett Brown	0	1	7.56	5	0	0	8.1	11	7	7	0	6	6	4	.333
Nick Dean	1	0	2.77	3	1	0	13.0	8	4	4	0	5	16	2	.178
Kenten Egbert	3	2	2.92	12	10	0	52.1	37	21	17	5	12	51	2	.194
Will Frisch	0	1	9.00	1	1	0	2.0	2	2	2	0	2	0	0	.250
Dominic Hambley	0	0	5.23	6	0	0	10.1	8	7	6	0	12	13	6	.211
Angel Hernandez	3	2	1.71	9	0	0	26.1	11	7	5	1	15	36	4	.129
Ty Johnson	0	0	0.87	6	2	1	20.2	8	3	2	0	5	32	3	.121
Scarlyn Lebron	0	0	6.75	3	0	0	4.0	5	3	3	0	5	6	2	.294
Shane Marshall	1	1	3.38	19	0	3	18.2	15	10	7	2	13	20	1	.231
Luis Martinez-Gomez	1	0	0.00	2	0	0	4.1	5	0	0	0	0	5	2	.313
Mason McGwire	0	1	5.40	7	4	0	20.0	17	15	12	3	18	20	4	.227
Nazier Mulé	1	1	6.05	6	6	0	19.1	15	14	13	1	14	17	4	.205
Branden Noriega	0	0	4.50	1	0	0	2.0	1	1	1	0	3	3	2	.143
Jack Patterson	0	0	9.00	1	0	0	1.0	3	1	1	0	0	1	0	.750
Kenyi Perez	0	1	10.98	17	0	1	19.2	12	24	24	1	27	38	10	.171
Mathew Peters	0	1	3.60	3	0	0	5.0	3	2	2	0	5	3	2	.176
Starlyn Pichardo	0	1	5.06	3	0	0	5.1	4	3	3	1	7	7	3	.200
Vince Reilly	3	2	4.73	18	0	2	32.1	29	19	17	0	9	29	3	.238
Francis Reynoso	0	0	4.32	13	0	1	16.2	13	9	8	0	9	22	2	.210
Erian Rodriguez	2	2	3.65	7	2	0	24.2	23	11	10	1	9	24	4	.250
Yenrri Rojas	1	4	3.75	10	4	2	36.0	37	17	15	2	9	23	4	.270
Alfredo Romero	0	5	5.73	7	5	0	22.0	29	19	14	0	9	25	2	.312
Luis Rujano	2	2	7.52	9	2	0	20.1	23	17	17	2	13	19	4	.291
Marino Santy	1	0	2.18	6	3	0	20.2	19	6	5	1	12	28	4	.247
Tyler Schlaffer	2	1	2.65	4	3	0	17.0	11	5	5	1	3	17	0	.183
Connor Schultz	1	0	0.73	4	0	0	12.1	10	3	1	0	0	9	0	.227
Wally Soto	0	0	54.00	1	0	0	0.1	3	2	2	1	1	0	0	.750
Sam Thoresen	0	1	2.25	9	0	0	12.0	5	6	3	0	16	19	6	.132
Jeral Vizcaino	3	1	2.65	14	1	1	34.0	25	11	10	3	12	32	5	.214
JP Wheat	0	0	4.50	5	5	0	12.0	7	8	6	0	14	12	6	.171
Jaxon Wiggins	0	0	0.82	3	3	0	11.0	6	1	1	0	2	12	3	.162
Nico Zeglin	4	0	1.07	10	2	2	25.1	14	6	3	1	3	39	1	.156
TEAM TOTALS	33	32	3.70	65	65	13	584.0	455	278	240	28	285	639	100	.215



# 2024 ROAD STATISTICS

## 2024 PELICANS BATTING TOTALS ON THE ROAD

PLAYER	G	AB	R	H	2B	3B	HR	RBI	BB	SO	SB	CS	BA	OBP	SLG	OPS
Owen Ayers	10	36	5	8	3	0	1	3	4	10	1	0	.222	.317	.389	.706
Drew Bowser	29	101	13	12	2	1	2	5	10	52	0	0	.119	.205	.218	.423
Ivan Brethowr	11	43	7	6	0	0	0	0	4	15	2	0	.140	.245	.140	.385
Jefferson Encarnacion	6	21	4	7	1	0	1	6	3	8	0	0	.333	.400	.524	.924
Jose Escobar	11	32	5	8	1	1	3	14	8	9	0	0	.250	.419	.625	1.044
Leonel Espinoza	31	110	24	28	3	3	2	10	20	35	6	3	.255	.406	.391	.797
Andy Garriola	44	162	27	34	10	0	11	36	15	55	4	0	.210	.278	.475	.753
Dilan Granadillo	6	16	2	2	0	0	0	0	4	6	0	0	.125	.300	.125	.425
Alexis Hernandez	31	101	15	14	1	0	1	7	19	44	4	0	.139	.281	.178	.459
Cristian Hernandez	44	158	26	48	13	2	3	25	26	46	17	3	.304	.409	.468	.877
Felix Hernandez	17	61	7	14	2	0	0	3	6	19	3	0	.230	.299	.262	.561
Ismael Mena	15	44	9	11	1	0	1	6	8	6	4	1	.250	.382	.341	.723
Christian Olivo	41	144	20	32	2	1	1	13	14	39	11	3	.222	.292	.271	.563
Miguel Pabon	31	97	9	20	4	0	0	3	19	32	0	0	.206	.347	.247	.594
Chris Paciolla	30	116	9	23	7	0	2	11	7	40	1	0	.198	.244	.310	.554
Fabian Pertuz	12	45	2	4	0	0	0	1	4	23	1	0	.089	.160	.089	.249
Reggie Preciado	45	173	26	44	6	0	3	21	13	55	10	1	.254	.310	.341	.651
Eriandys Ramon	12	46	5	6	1	1	0	3	3	11	1	1	.130	.200	.196	.396
Alfonsin Rosario	56	197	31	44	11	2	8	44	30	83	11	4	.223	.336	.421	.757
Cameron Sisneros	6	21	3	4	0	0	2	6	3	7	0	0	.190	.320	.476	.796
Cam Smith	9	29	9	12	2	0	6	11	4	7	1	0	.414	.471	1.103	1.574
Wally Soto	8	28	4	2	2	0	0	2	4	14	0	0	.071	.188	.143	.331
Anderson Suriel	10	28	6	7	2	0	1	4	3	10	0	1	.250	.400	.429	.829
Carter Trice	33	120	13	28	11	1	4	20	11	44	0	0	.233	.303	.442	.745
Jacob Wetzel	41	152	26	36	7	7	3	25	25	41	7	1	.237	.346	.434	.780
TEAM TOTALS	64	2081	307	454	92	19	55	279	267	711	84	18	.218	.316	.360	.676



# 2024 ROAD STATISTICS

## 2024 PELICANS PITCHING TOTALS ON THE ROAD

PLAYER	W	L	ERA	G	GS	SV	IP	H	R	ER	HR	BB	SO	WP	AVG
Lisandro Almonte	0	1	10.80	2	0	0	1.2	1	3	2	0	3	4	0	.200
Juan Bello	1	3	4.30	11	11	0	37.2	38	18	18	3	14	38	2	.270
Garrett Brown	1	0	13.50	7	0	0	7.1	14	13	11	1	8	3	6	.452
Nick Dean	1	0	1.93	4	2	0	14.0	9	3	3	0	4	20	1	.180
Kenten Egbert	4	0	3.18	11	6	0	45.1	35	18	16	3	20	53	7	.211
Will Frisch	0	1	9.00	1	1	0	1.0	1	1	1	0	1	1	1	.333
Dominic Hambley	0	2	10.38	6	0	0	8.2	15	15	10	0	8	7	4	.349
Angel Hernandez	1	0	0.76	8	0	1	23.2	13	2	2	0	10	26	4	.167
Frank Hernandez	0	0	0.00	1	0	1	1.0	1	1	0	0	0	0	0	.333
Ty Johnson	1	1	7.62	4	2	0	13.0	15	11	11	1	5	16	1	.300
Scarlyn Lebron	1	2	9.00	7	0	0	8.0	10	9	8	0	13	9	2	.303
Shane Marshall	1	2	1.74	14	0	4	20.2	13	7	4	2	9	22	2	.183
Luis Martinez-Gomez	0	0	0.00	1	0	1	1.1	2	0	0	0	0	2	0	.333
Mason McGwire	0	3	6.00	8	4	0	21.0	23	14	14	1	16	10	7	.291
Nazier Mulé	0	0	2.25	7	7	0	24.0	13	7	6	1	18	14	1	.169
Branden Noriega	1	0	11.57	2	0	0	2.1	2	3	3	0	4	1	2	.286
Jack Patterson	0	0	108.00	1	0	0	0.1	2	4	4	0	1	1	2	.667
Kenyi Perez	1	1	7.85	19	0	0	18.1	10	20	16	1	33	33	8	.156
Mathew Peters	0	0	12.46	2	0	0	4.1	4	6	6	1	6	5	0	.235
Starlyn Pichardo	0	0	4.50	4	0	0	6.0	3	4	3	1	10	7	1	.143
Vince Reilly	4	2	2.57	14	0	4	21.0	14	9	6	2	7	23	2	.175
Luis Reyes	1	0	10.80	1	0	0	1.2	4	2	2	0	1	1	0	.444
Francis Reynoso	1	2	6.06	13	0	2	16.1	10	11	11	4	12	20	4	.167
Erian Rodriguez	1	1	2.76	6	0	0	16.1	13	6	5	0	7	17	2	.210
Yenrri Rojas	4	1	2.36	7	3	0	26.2	22	9	7	0	11	14	2	.229
Alfredo Romero	0	2	11.00	7	5	0	18.0	26	24	22	2	19	9	2	.317
Luis Rujano	2	1	4.09	11	5	0	33.0	37	19	15	2	12	36	1	.287
Marino Santy	0	2	5.40	7	5	0	23.1	22	17	14	2	17	30	3	.247
Tyler Schlaffer	1	0	1.08	4	3	0	16.2	10	4	2	0	7	17	0	.169
Connor Schultz	0	2	2.60	5	1	0	17.1	13	10	5	2	4	21	1	.210
Sam Thoresen	0	0	0.93	8	0	0	9.2	5	2	1	0	5	10	1	.156
Mitchell Tyranski	0	0	0.00	1	0	0	2.1	0	0	0	0	2	4	0	.000
Jeral Vizcaino	1	2	3.00	12	1	2	33.0	27	12	11	1	14	29	4	.218
JP Wheat	0	2	13.50	5	5	0	7.1	8	16	11	0	20	4	4	.267
Jaxon Wiggins	0	2	3.60	3	3	0	10.0	6	4	4	0	3	14	1	.162
Nico Zeglin	1	0	2.08	6	0	1	13.0	10	3	3	0	4	18	1	.213
TEAM TOTALS	29	35	4.40	64	64	16	525.1	451	307	257	30	322	539	79	.231



2024 VS. RHP/LHP STATISTICS

2024 PELICANS vs. RHP

PLAYER	AB	G	H	2B	3B	HR	RBI	BB	SO	HBP	GIDP	BA	OBP	SLG	OPS
David Avitia	3	1	0	0	0	0	0	1	2	0	0	.000	.250	.000	.250
Owen Ayers	59	18	12	4	0	1	5	5	12	1	2	.203	.277	.322	.599
Drew Bowser	165	58	28	7	1	3	16	29	80	2	3	.170	.298	.279	.577
Ivan Brethowr	74	23	12	1	0	1	4	7	24	4	0	.162	.271	.216	.487
Jefferson Encarnacion	28	10	8	1	0	1	8	9	11	0	0	.286	.447	.429	.876
Jose Escobar	61	23	14	2	2	4	14	10	17	3	2	.230	.360	.525	.885
Leonel Espinoza	183	57	47	9	5	3	15	25	51	9	2	.257	.373	.410	.783
Andy Garriola	288	89	71	19	1	16	60	31	102	4	3	.247	.319	.486	.805
Dilan Granadillo	25	11	4	0	0	0	2	8	5	0	0	.160	.364	.160	.524
Alexis Hernandez	143	50	24	1	0	2	11	23	58	1	3	.168	.287	.217	.504
Cristian Hernandez	303	92	85	22	4	5	46	52	72	4	7	.281	.393	.429	.822
Frank Hernandez	116	36	28	2	0	0	9	10	30	2	3	.241	.313	.259	.572
Ismael Mena	84	27	18	1	1	1	7	14	18	2	2	.214	.333	.286	.619
Christian Olivo	258	83	59	4	2	2	18	23	69	4	3	.229	.298	.283	.581
Miguel Pabon	191	67	44	7	0	3	17	31	55	4	5	.230	.346	.314	.660
Chris Paciolla	229	65	47	13	0	1	18	10	66	0	6	.205	.238	.275	.513
Fabian Pertuz	77	26	12	3	0	2	8	12	30	1	1	.156	.275	.273	.548
Reggie Preciado	307	87	67	11	2	2	28	16	94	3	7	.218	.263	.287	.550
Eriandys Ramon	85	27	16	8	2	0	5	8	22	2	2	.188	.274	.329	.603
Alfonsin Rosario	340	108	80	17	2	16	66	45	125	12	4	.235	.342	.438	.780
Cameron Sisneros	37	13	7	0	1	2	5	4	11	1	1	.189	.286	.405	.691
Cam Smith	42	14	13	1	1	5	10	7	10	0	1	.310	.408	.738	1.146
Wally Soto	41	15	6	1	0	1	5	9	12	0	0	.146	.300	.244	.544
Anderson Suriel	44	16	10	3	0	1	5	3	14	4	0	.227	.333	.364	.697
Carter Trice	192	66	43	14	1	8	32	28	76	2	1	.224	.326	.432	.758
Jacob Wetzel	259	80	69	14	8	8	36	50	62	1	2	.266	.385	.475	.860
TEAM TOTALS	3634	128	824	165	33	88	450	470	1128	66	60	.227	.324	.363	.687

2024 PELICANS vs. LHP

PLAYER	AB	G	H	2B	3B	HR	RBI	BB	SO	HBP	GIDP	BA	OBP	SLG	OPS
Owen Ayers	4	4	0	0	0	0	0	1	2	0	0	.000	.200	.000	.200
Drew Bowser	26	21	3	2	0	1	4	2	15	2	0	.115	.233	.308	.541
Ivan Brethowr	9	6	2	0	0	1	3	1	2	0	1	.222	.300	.556	.856
Jefferson Encarnacion	4	4	0	0	0	0	0	1	3	0	0	.000	.200	.000	.200
Jose Escobar	6	4	0	0	0	0	1	1	3	2	0	.000	.333	.000	.333
Leonel Espinoza	32	20	9	2	0	2	5	5	9	2	0	.281	.410	.531	.941
Andy Garriola	44	27	9	5	0	2	12	4	17	0	0	.205	.265	.455	.720
Dilan Granadillo	5	3	1	0	0	0	0	0	3	0	0	.200	.200	.200	.400
Alexis Hernandez	31	24	1	0	0	0	1	5	18	0	0	.032	.167	.032	.199
Cristian Hernandez	47	31	9	3	0	0	4	8	23	0	1	.191	.309	.255	.564
Frank Hernandez	20	12	5	0	0	0	0	3	7	0	0	.250	.348	.250	.598
Ismael Mena	4	4	3	1	0	0	0	2	1	0	0	.750	.833	1.000	1.833
Christian Olivo	35	26	7	1	0	1	5	6	13	0	1	.200	.317	.314	.631
Miguel Pabon	25	21	4	1	0	0	3	7	8	0	0	.160	.344	.200	.544
Chris Paciolla	34	21	7	2	0	1	1	1	11	0	0	.206	.229	.353	.582
Fabian Pertuz	18	9	2	1	0	0	2	1	7	0	0	.111	.158	.167	.325
Reggie Preciado	42	29	13	2	0	2	4	8	15	0	0	.310	.420	.500	.920
Eriandys Ramon	13	8	2	0	0	0	0	2	3	0	0	.154	.267	.154	.421
Alfonsin Rosario	43	32	8	1	2	0	7	11	22	1	0	.186	.364	.302	.666
Cameron Sisneros	6	4	2	1	0	1	4	1	4	0	0	.333	.429	1.000	1.429
Cam Smith	6	4	2	1	0	1	2	1	2	0	0	.333	.375	1.000	1.375
Wally Soto	5	6	1	1	0	0	2	2	3	0	0	.200	.429	.400	.829
Anderson Suriel	5	4	2	0	0	0	1	1	3	0	0	.400	.500	.400	.900
Carter Trice	37	25	7	4	0	0	2	5	12	0	0	.189	.286	.297	.583
Jacob Wetzel	27	19	4	1	3	0	3	5	15	1	0	.148	.303	.407	.710
TEAM TOTALS	528	46	103	29	5	12	66	84	221	8	3	.195	.314	.337	.651

2024 In Review



2024 VS. RHB/LHB STATISTICS

2024 PELICANS vs. RHB

PLAYER	AVG	AB	H	2B	3B	HR	HB	BB	SO	OBP	SLG
Lisandro Almonte	.100	10	1	0	0	0	1	1	4	.250	.100
Juan Bello	.193	171	33	4	0	4	3	10	50	.249	.287
Garrett Brown	.412	34	14	3	0	0	3	8	5	.543	.500
Nick Dean	.204	49	10	1	0	0	0	5	14	.278	.224
Kenten Egbert	.208	178	37	7	0	6	1	15	42	.270	.348
Will Frisch	.167	6	1	2	1	0	0	2	1	.375	.333
Dominic Hambley	.268	41	11	1	0	0	5	12	9	.475	.293
Angel Hernandez	.179	106	19	5	0	1	1	20	39	.313	.255
Frank Hernandez	.500	2	1	0	0	0	0	0	0	.333	.500
Ty Johnson	.148	61	9	1	0	1	4	3	27	.232	.213
Scarlyn Lebron	.281	32	9	1	1	0	2	9	10	.465	.375
Shane Marshall	.184	76	14	4	0	1	1	7	24	.253	.276
Luis Martinez-Gomez	.300	10	3	0	0	0	0	0	3	.300	.300
Mason McGwire	.288	73	21	2	0	2	1	19	11	.441	.397
Nazier Mulé	.192	73	14	4	0	2	3	18	17	.372	.329
Branden Noriega	.200	10	2	1	0	0	2	2	4	.429	.300
Jack Patterson	.833	6	5	0	0	0	0	1	1	.857	.833
Kenyi Perez	.103	68	7	1	1	1	7	36	43	.446	.191
Mathew Peters	.200	20	4	1	0	0	1	6	6	.407	.250
Starlyn Pichardo	.190	21	4	2	0	1	0	6	7	.370	.429
Vince Reilly	.168	113	19	4	0	0	1	6	27	.215	.204
Luis Reyes	.333	6	2	1	0	0	0	1	1	.429	.500
Francis Reynoso	.171	70	12	3	0	2	2	14	27	.318	.300
Erian Rodriguez	.241	83	20	3	1	1	2	8	17	.323	.337
Yenrri Rojas	.269	130	35	4	0	2	2	6	21	.303	.346
Alfredo Romero	.307	88	27	4	1	1	0	10	18	.370	.409
Luis Rujano	.276	105	29	5	0	2	2	13	29	.364	.381
Marino Santy	.246	114	28	6	0	2	4	21	37	.376	.351
Tyler Schlaffer	.200	65	13	5	1	0	1	9	19	.307	.308
Connor Schultz	.190	63	12	3	0	1	1	0	20	.197	.286
Wally Soto	.667	3	2	0	0	1	0	0	0	.667	1.667
Sam Thoresen	.184	38	7	1	0	0	0	12	17	.380	.211
Mitchell Tyranski	.000	0	0	0	0	0	0	0	0	.000	.000
Jeral Vizcaino	.225	120	27	6	0	2	4	8	33	.295	.325
JP Wheat	.209	43	9	2	0	0	4	19	11	.471	.256
Jaxon Wiggins	.150	40	6	1	0	0	0	4	13	.227	.175
Nico Zeglin	.214	70	15	3	0	1	3	3	21	.276	.300
TEAM TOTALS	.219	2200	482	80	5	34	61	314	628	.329	.311





2024 PELICANS vs. LHB

PLAYER	AVG	AB	H	2B	3B	HR	HB	BB	SO	OBP	SLG
Lisandro Almonte	.200	5	1	0	0	0	0	3	2	.500	.200
Juan Bello	.261	153	40	8	0	1	2	18	41	.341	.333
Garrett Brown	.367	30	11	0	0	1	0	6	4	.472	.467
Nick Dean	.152	46	7	2	0	0	0	4	22	.216	.196
Kenten Egbert	.196	179	35	11	1	2	1	17	62	.269	.302
Will Frisch	.400	5	2	0	0	0	1	1	0	.500	.400
Dominic Hambley	.300	40	12	2	0	0	4	8	11	.462	.350
Angel Hernandez	.088	57	5	1	1	0	1	5	23	.175	.140
Frank Hernandez	.000	1	0	0	0	0	0	0	0	.000	.000
Ty Johnson	.255	55	14	3	0	0	1	7	21	.344	.309
Scarlyn Lebron	.333	18	6	1	1	0	1	9	5	.571	.500
Shane Marshall	.233	60	14	4	0	3	0	15	18	.382	.450
Luis Martinez-Gomez	.333	12	4	1	0	0	1	0	4	.385	.417
Mason McGwire	.235	81	19	8	1	2	0	15	19	.354	.432
Nazier Mulé	.182	77	14	3	1	0	5	14	14	.344	.247
Branden Noriega	.250	4	1	0	0	0	0	5	0	.667	.250
Jack Patterson	.000	1	0	0	0	0	0	0	1	.000	.000
Kenyi Perez	.227	66	15	4	0	1	3	24	28	.452	.333
Mathew Peters	.214	14	3	0	0	1	1	5	2	.429	.429
Starlyn Pichardo	.150	20	3	0	0	1	0	11	7	.452	.300
Vince Reilly	.270	89	24	4	1	2	1	10	25	.347	.404
Luis Reyes	.667	3	2	0	0	0	0	0	0	.667	.667
Francis Reynoso	.212	52	11	2	2	2	1	7	15	.311	.442
Erian Rodriguez	.225	71	16	3	1	0	1	8	24	.313	.296
Yenrri Rojas	.233	103	24	4	0	0	1	14	16	.325	.272
Alfredo Romero	.322	87	28	6	1	1	1	12	16	.406	.448
Luis Rujano	.301	103	31	6	3	2	1	12	26	.373	.476
Marino Santy	.250	52	13	0	1	1	2	8	21	.371	.346
Tyler Schlaffer	.148	54	8	3	0	1	1	1	15	.179	.259
Connor Schultz	.256	43	11	1	0	1	0	4	10	.319	.349
Wally Soto	1.000	1	1	0	0	0	0	1	0	1.000	1.000
Sam Thoresen	.094	32	3	1	0	0	2	9	12	.326	.125
Mitchell Tyranski	.000	5	0	0	0	0	0	2	4	.286	.000
Jeral Vizcaino	.207	121	25	5	0	2	0	18	28	.303	.298
JP Wheat	.214	28	6	2	0	0	0	15	5	.488	.286
Jaxon Wiggins	.176	34	6	2	1	0	0	1	13	.200	.294
Nico Zeglin	.134	67	9	2	0	0	1	4	36	.192	.164
TEAM TOTALS	.227	1869	424	89	15	24	33	293	550	.339	.329



# 2024 FULL ROSTER

PLAYER	No.	B	T HT	WT	BORN	BIRTHPLACE
<b>Pitchers</b>						
Almonte, Lisandro	15	R	R 6'1	170	6/11/2002	San Pedro de Macoris, Dominican Republic
Bello, Juan	20	R	R 6'1	173	4/6/2004	Cartagena, Columbia
Brown, Garrett	12	L	R 6'7	218	11/6/1999	Stockbridge, GA
Dean, Nick	33	R	R 6'3	180	12/26/2000	Philadelphia, PA
Egbert, Kenten	19	R	R 6'3	205	7/9/2001	Kettering, OH
Frisch, Will	21	R	R 6'0	222	7/14/2000	St. Paul, MN
Hambley, Dominic	32	R	R 6'2	230	4/24/2003	Victoria, BC, Canada
Hernandez, Angel	52	L	L 6'2	180	5/6/2000	Ciudad Bolivar, Venezuela
Johnson, Ty	21	R	R 6'6	205	9/25/2001	Rockwall, TX
Lebron, Scarlyn	35	R	R 6'3	178	1/2/2002	Las Matas de Farfan, Dominican Republic
Marshall, Shane	16	R	R 6'4	210	3/15/2000	Naples, FL
Martinez-Gomez, Luis	22	R	R 6'2	170	5/27/2003	Pomona, CA
McGwire, Mason	48	R	R 6'4	190	1/5/2004	Irvine, CA
Mulé, Nazier	32	R	R 6'1	210	10/15/2004	Paterson, NJ
Noriega, Branden	51	L	L 6'2	180	7/9/2001	Miami, FL
Patterson, Jack	52	L	L 6'0	210	8/3/1995	Suffield, CT
Perez, Kenyi	30	R	R 6'2	165	8/9/2001	Tamayo, Dominican Republic
Peters, Mathew	38	R	R 6'4	215	12/28/2000	Fort Wayne, IN
Pichardo, Starlyn	57	R	R 6'0	175	1/12/2004	Santo Domingo, Dominican Republic
Reilly, Vince	54	R	R 5'10	160	6/7/2001	Tarzana, CA
Reyes, Luis	57	R	R 6'3	220	10/23/2003	Mao, Dominican Republic
Reynoso, Francis	49	R	R 6'5	206	12/26/2002	Yamasa, Dominican Republic
Rodriguez, Erian	40	R	R 6'3	190	11/23/2001	Panama City, Panama
Rojas, Yenri	24	R	R 6'1	186	11/30/2003	Santo Domingo, Dominican Republic
Romero, Alfredo	41	R	R 6'3	175	6/27/2003	Santo Domingo, Dominican Republic
Rujano, Luis	55	R	R 6'4	200	4/22/2003	Valencia, Venezuela
Santy, Marino	53	L	L 5'11	170	3/4/2002	Santo Domingo, Dominican Republic
Schlaffer, Tyler	53	R	R 6'1	180	5/24/2001	Homewood, IL
Schultz, Connor	12	R	R 6'4	225	2/12/1999	Allentown, PA
Thoresen, Sam	44	R	R 6'3	210	9/21/1998	St. Louis Park, MN
Tyranski, Mitchell	56	L	L 6'2	215	9/2/1997	Birmingham, MI
Vizcaino, Jeral	6	R	R 6'1	155	1/7/2002	Sabana Grande de Palenque, Dominican Republic
Wheat, JP	56	R	R 6'5	185	8/3/2002	Bronxville, NY
Wiggins, Jaxon	33	R	R 6'6	225	10/3/2001	Roland, OK
Zeglin, Nico	41	R	R 6'4	200	1/19/2000	Walnut Creek, CA
<b>Catchers</b>						
Avitia, David	17	R	R 5'9	205	9/20/1998	Phoenix, AZ
Ayers, Owen	11	S	R 6'2	185	6/7/2001	Sarasota, FL
Granadillo, Dilan	39	L	R 5'7	175	5/18/2001	Puerto Cabello, Venezuela
Hernandez, Frank	15	R	R 5'9	185	12/10/2001	Havana, Cuba
Pabon, Miguel	13	R	R 5'9	165	8/30/2000	Toa Alta, Puerto Rico
Soto, Wally	24	L	R 5'6	170	1/5/2003	Bani, Dominican Republic
Trice, Carter	3	R	R 6'0	200	8/23/2002	Richmond, VA
<b>Infielders</b>						
Bowser, Drew	17	R	R 6'4	226	10/2/2001	Los Angeles, CA
Escobar, Jose	1	L	R 5'10	165	9/13/2004	Tucacas, Venezuela
Hernandez, Alexis	11	R	R 6'0	155	12/27/2004	Santo Domingo, Dominican Republic
Hernandez, Cristian	1	R	R 6'1	175	12/13/2003	Santo Domingo, Dominican Republic
Olivo, Christian	4	R	R 5'9	168	10/29/2003	Bayamon, Puerto Rico
Paciolla, Chris	5	R	R 6'0	185	3/16/2004	Santa Monica, CA
Pertuz, Fabian	8	R	R 6'0	156	9/1/2000	Barranquilla, Colombia
Preciado, Reggie	7	R	R 6'3	185	5/16/2003	Boqueron, Panama
Ramon, Eriandys	33	S	R 6'3	170	1/7/2003	Matanzas, Cuba
Sisneros, Cameron	44	L	L 6'2	230	6/1/2001	Denver, CO



# 2024 FULL ROSTER (cont.)

PLAYER	No.	B	T	HT	WT	BORN	BIRTHPLACE
<b>Infielders (cont.)</b>							
Smith, Cam	8	R	R	6'3	224	2/22/2003	Lake Worth, FL
<b>Outfielders</b>							
	<b>#</b>	<b>B</b>	<b>T</b>	<b>Ht</b>	<b>Wt</b>	<b>DoB</b>	<b>Birth Place</b>
Brethowr, Ivan	9	R	R	6'6	250	2/27/2003	Matthews, NC
Encarnacion, Jefferson	8	L	L	6'1	185	8/28/2001	Bajos de Haina, Dominican Republic
Espinoza, Leonel	40	R	R	6'0	165	4/7/2003	Caracas, Venezuela
Garriola, Andy	9	R	R	6'3	235	12/15/1999	Pasadena, CA
Mena, Ismael	34	L	L	6'3	185	11/30/2002	Santo Domingo, Dominican Republic
Rosario, Alfonsin	51	R	R	6'1	210	6/21/2004	Lexington, SC
Suriel, Anderson	34	L	L	5'11	175	4/11/2003	Santo Domingo, Dominican Republic
Wetzel, Jacob	22	L	L	5'9	215	3/26/2000	Walkersville, MD



# 2024 HIGHS AND LOWS

## TEAM BATTING

Most runs, game.....	15 (4/24 at Lynchburg)
Fewest runs, game.....	0 (13x, 9/6 at Fayetteville 2)
Runs, inning.....	8 (2x, 6th, 5/30 vs. Charleston)
Hits, game.....	17 (8/4 at Delmarva)
Hits, inning.....	6 (1st, 7/27 vs. Augusta 2)
Fewest hits, game.....	2 (7x, 9/4 at Fayetteville)
Doubles, game.....	6 (8/15 vs. Columbia)
Triples, game.....	3 (6/1 vs. Charleston)
Home runs, game.....	4 (2x, 7/11 vs. Kannapolis)
Home runs, inning.....	2 (5x, 9th, 8/18 vs. Columbia)
Stolen bases, game.....	8 (5/1 at Salem)
Walks, game.....	14 (6/28 vs. Fayetteville)
Strikeouts, game.....	20 (4/25 at Lynchburg)
Most GIDP.....	4 (7/1 vs. Charleston)
Men left on base.....	18 (4/20 vs. Kannapolis)

## TEAM PITCHING

Most runs allowed, game.....	18 (4/11 at Columbia)
Fewest runs allowed, game.....	0 (10x, 9/8 at Fayetteville)
Most hits allowed, game.....	17 (8/11 at Down East)
Fewest hits allowed, game.....	1 (3x, 9/6 at Fayetteville 2)
Strikeouts, game.....	23 (5/9 vs. Augusta)
Walks, game.....	17 (4/17 vs. Kannapolis)
Walks, inning.....	6 (5th, 4/17 vs. Kannapolis)
Runs allowed, inning.....	7 (6th, 4/11 at Columbia)
Hits allowed, inning.....	7 (6th, 4/11 at Columbia)
Home runs allowed, game.....	3 (6/8 at Augusta)
Most pitchers used, game.....	7 (4/17 vs. Kannapolis)
Errors, game.....	6 (4/7 vs. Fayetteville)
Total double plays turned.....	3 (5/31 vs. Charleston)
Triple play.....	5/7 vs. Augusta

## MISCELLANEOUS

Longest winning streak.....	8 (7/23-8/1)
Longest losing streak.....	8 (6/29-7/6)
Most runs, both teams.....	27 (4/11 at Columbia)
Most hits, both teams.....	27 (5/10-11 vs. Augusta)
Most home runs, both teams.....	5 (4/28 at Lynchburg)
Consecutive games with a home run.....	9 (8/18-8/28)
Consecutive games without a home run.....	8 (7/1-7/10)
Consecutive games without an error.....	4 (7/11-7/14)
Consecutive games with an error.....	9 (2x, 8/9-8/21)
Longest game.....	4:01 (4/17 vs. Kannapolis)
Shortest nine-inning game.....	1:50 (6/11 vs. Columbia)
Largest margin of victory.....	13 (4/24 at Lynchburg)
Largest margin of defeat.....	13 (8/11 at Down East)
Largest crowd, home.....	6,600 (7/3 vs. Charleston)
Largest crowd, road.....	7,389 (7/5 at Charleston)
Largest deficit overcome in win.....	7 (5/10-11 vs. Augusta)
Largest lead surrendered in loss.....	4 (4x, 8/23 at Charleston)
Comeback wins.....	28
Comeback wins (trailing by 3+).....	7
Comeback wins (trailing by 4+).....	4
Comeback wins (trailing by 5+).....	2
Hottest Game.....	93° (2x, 8/2 at Delmarva)
Coldest Game.....	58° (5/4 at Salem)



## INDIVIDUAL BATTING

Runs, game .....	4 (Wetzel, 7/12 vs. Kannapolis)
Hits, game.....	4 (4x, Ramon, 8/15 vs. Columbia)
RBI, game.....	7 (Trice, 8/4 at Delmarva)
Doubles, game.....	4 (Ramon, 8/15 vs. Columbia)
Triples, game .....	1 (38x, Sisneros, 9/1 vs. Down East)
Home runs, game .....	2 (6x, Rosario, 8/30 vs. Down East)
Extra-base hits, game .....	4 (Ramon, 8/15 vs. Columbia)
Walks, game .....	4 (Soto, 4/17 vs. Kannapolis)
Strikeouts, game.....	5 (2x, Paciolla, 8/3 at Delmarva)
Stolen bases, game.....	3 (2x, Olivo, 4/9 at Columbia)
Hitting streak .....	13 (Wetzel, 5/23-6/6)
On-Base streak .....	18 (Wetzel, 5/22-6/14)
Longest Multi-Hit streak .....	3 (7x, Smith, 8/21-8/23)

## INDIVIDUAL PITCHING

Most innings pitched, starter .....	6.1 (Egbert, 5/23 at Carolina)
Most innings pitched, reliever .....	5.1 (Egbert, 5/29 vs. Charleston)
Fewest innings pitched, starter .....	0.2 (4x, Wheat, 9/7 at Fayetteville)
Most strikeouts, starter .....	9 (2x, Santy, 5/9 vs. Augusta)
Most strikeouts, reliever .....	9 (Zeglin, 7/3 vs. Charleston)
Most walks issued .....	5 (4x, Wheat, 8/4 at Delmarva)
Most hits allowed.....	10 (Rujano, 8/11 at Down East)
Most runs allowed.....	7 (Santy, 5/3 at Salem)
Most earned runs allowed .....	6 (7x, Mule, 8/30 vs. Down East)
Most home runs allowed.....	2 (5x, Egbert, 7/14 vs. Kannapolis)
Longest no-hit bid.....	5.0 (Egbert, 5/16 vs. Fredericksburg)
Most stolen bases allowed .....	5 (4x, Peters, 9/7 at Fayetteville)



# 2024 TRANSACTIONS

## 2024 Opening Day Roster

RHP (14): Juan Bello, Garrett Brown, Nick Dean, Kenten Egbert, Dominic Hambley, Ty Johnson, Scarlyn Lebron, Shane Marshall, Mason McGwire, Kenyi Perez, Starlyn Pichardo, Francis Reynoso, Erian Rodriguez, Alfredo Romero

LHP (3): Brenden Noriega, Jack Patterson, Marino Santy

C (3): David Avitia, Wally Soto, Carter Trice

INF (5): Drew Bowser, Alexis Hernandez, Cristian Hernandez, Chris Paciolla, Reggie Preciado

OF (4): Jefferson Encarnacion, Andy Garriola, Christian Olivo, Jacob Wetzel

PLAYER	DATE	TRANSACTION	PLAYER	DATE	TRANSACTION
David Avitia	4/7	Placed on Injured List	Eriandys Ramon	7/25	Added to the roster
Frank Hernandez	4/9	Added to the roster	Connor Schultz	7/26	Added to the roster
Jeral Vizcaino	4/11	Added to the roster	Frank Hernandez	8/3	Assigned to Double-A Tennessee
Christian Olivo	4/13	Placed on Injured List	Scarlyn Lebron	8/6	Released
Leonel Espinoza	4/13	Added to the roster	Francis Reynoso	8/6	Released
Scarlyn Lebron	4/16	Assigned to Arizona Complex League	Chris Paciolla	8/6	Placed on Development List
Jack Patterson	4/16	Promoted to High-A South Bend	Reginald Preciado	8/6	Placed on Development List
Luis Rujano	4/16	Added to the roster	Andy Garriola	8/6	Promoted to High-A South Bend
Vince Reilly	4/16	Added to the roster	Mathew Peters	8/6	Added to the roster
Branden Noriega	4/19	Assigned to Arizona Complex League	Alfredo Romero	8/6	Activated from Injured List
Mitchell Tyranski	4/20	Added to the roster	Cam Smith	8/6	Added to the roster
Gabriel Agrazal	4/21	Added to the roster	Alexis Hernandez	8/12	Placed on Development List
Nico Zeglin	4/21	Added to the roster	Cristian Hernandez	8/13	Promoted to High-A South Bend
Gabriel Agrazal	4/21	Assigned to Arizona Complex League	Jacob Wetzel	8/13	Promoted to High-A South Bend
Jefferson Encarnacion	4/24	Assigned to Arizona Complex League	Jose Escobar	8/13	Added to the roster
Alfonso Rosario	4/24	Added to the roster	Owen Ayers	8/13	Added to the roster
Mitchell Tyranski	4/27	Promoted to High-A South Bend	Ivan Brethowr	8/13	Added to the roster
Christian Olivo	4/28	Activated from Injured List	Mason McGwire	8/18	Activated from Development List
Carter Trice	4/30	Assigned to Arizona Complex League	Christian Olivo	8/23	Promoted to High-A South Bend
Miguel Pabon	4/30	Added to the roster	Reginald Preciado	8/24	Activated from Development List
Drew Bowser	5/1	Assigned to Arizona Complex League	Cam Smith	8/27	Promoted to High-A South Bend
Starlyn Pichardo	5/1	Assigned to Arizona Complex League	Sam Thoresen	8/27	Assigned to High-A South Bend
Fabian Pertuz	5/1	Added to the roster	Luis Martinez-Gomez	8/27	Added to the roster
Mason McGwire	5/1	Activated from Development List	Cameron Sisneros	8/27	Added to the roster
Alexis Hernandez	5/13	Placed on Development List	Angel Hernandez	8/30	Assigned to High-A South Bend
Ismael Mena	5/14	Added to the roster	Lisandro Almonte	8/30	Added to the roster
Wally Soto	5/16	Promoted to Double-A Tennessee	Mason McGwire	9/3	Placed on Injured List
Angel Hernandez	5/21	Added to the roster	Luis Reyes	9/4	Added to the roster
Nick Dean	5/21	Promoted to High-A South Bend			
Garrett Brown	5/27	Assigned to Arizona Complex League			
Dominic Hambley	5/27	Assigned to Arizona Complex League			
Leonel Espinoza	5/27	Placed on Injured List			
Nazier Mule	5/28	Added to the roster			
Yenri Rojas	5/28	Added to the roster			
Alexis Hernandez	5/28	Activated from Development List			
David Avitia	5/31	Activated from Injured List			
David Avitia	5/31	Assigned to Double-A Tennessee			
Sam Thoresen	6/3	Added to the roster			
Ty Johnson	6/4	Promoted to High-A South Bend			
Jaxon Wiggins	6/4	Added to the roster			
Alfredo Romero	6/5	Placed on Injured List			
Carter Trice	6/9	Added to the roster			
Fabian Pertuz	6/11	Assigned to Triple-A Iowa			
Drew Bowser	6/11	Added to the roster			
Erian Rodriguez	6/18	Promoted to High-A South Bend			
Will Frisch	6/18	Added to the roster			
Marino Santy	6/25	Promoted to High-A South Bend			
JP Wheat	6/25	Added to the roster			
Ismael Mena	6/26	Placed on Injured List			
Will Frisch	7/2	Placed on Injured List			
Scarlyn Lebron	7/5	Added to the roster			
Dilan Granadillo	7/8	Added to the roster			
Tyler Schlaffer	7/8	Added to the roster			
Frank Hernandez	7/8	Placed on Development List			
Jaxon Wiggins	7/19	Promoted to High-A South Bend			
Nico Zeglin	7/19	Promoted to High-A South Bend			
Anderson Suriel	7/19	Added to the roster			
Leonel Espinoza	7/21	Added to the roster			
Mason McGwire	7/21	Placed on Temporarily Inactive List			
Reginald Preciado	7/25	Placed on Temporarily Inactive List			







The Pelicans celebrated their 25th season in 2024. Beginning with the inaugural season in 1999, the Pelicans have won four Carolina League titles (1999, 2000, 2015, 2016). Myrtle Beach has reached the postseason 13 times, the most recently in 2023. They've won 15 Carolina League half-season championships, with back to back South Division First-Half championships in 2022 and 2023.



# PELICANS HISTORY

**[MyrtleBeachPelicans.com](https://MyrtleBeachPelicans.com)**

# PELICANS FRANCHISE HISTORY

In 1998, a new home for the new ballclub in town was built and was dubbed Myrtle Beach's "Field of Dreams." Baseball was officially back at the beach after a seven-year absence following the 1992 departure of the Myrtle Beach Hurricanes (Advanced-A affiliate of the Toronto Blue Jays). The Pelicans debuted in 1999 and with the team as green as the grass at the new ballpark, the victories began to mount. The newest and freshest team in the historic Carolina League burst onto the scene and made an immediate impact, storming through its inaugural season.

## 1999

The Birds advanced to the Mills Cup Championship in just their first year, squaring off against the Wilmington Blue Rocks (Kansas City Royals). With the championship series all locked up at two games apiece, Mother Nature decided the set with the arrival of Hurricane Floyd. The storm forced the cancellation of the series and ended the '99 season abruptly. The Blue Rocks and Pelicans were crowned as co-champs, an impressive accomplishment for the first-year Myrtle Beach squad.

That championship run was guided by future National League All-Star Marcus Giles. Giles led the Carolina League in batting average (.326), hits (162) and doubles (40), numbers good enough to earn him league MVP honors. Giles' double-play partner on the '99 Pelicans was his future Major League teammate Rafael Furcal. The small-statured shortstop dazzled Pelicans fans, hitting over .400 for the first month of his stay in Myrtle Beach. "Raffy" helped propel the Pelicans to their first championship and promptly found himself

in the big leagues the next season, where he won National League Rookie of the Year honors in 2000. Furcal was the first Pelican in team history to have his jersey number (#2) retired, with that ceremony coming just one year later in 2001.



*Marcus Giles was an N.L. All-Star in 2003 with the Braves*



## 2000

The following year, the Pelicans closed out their unfinished business. With clear weather this time around for the championship series, Myrtle Beach swept the Lynchburg Hillcats to claim the franchise's first outright Carolina League crown. The Pelicans lived by the age-old adage, "pitching wins championships." While the team struggled at the plate, finishing with the lowest batting average in the league, Myrtle Beach's pitching staff dominated the rest of the league to the tune of a league-best 2.51 ERA, more than a full run better than the second-place Salem Avalanche (3.82). Guided by legendary pitching coach Bruce Dal Canton, the pitching staff combined to record 27 shutouts, the most in professional baseball. Hurlers Horacio Ramirez and Christian Parra captained the staff, and finished the season first and second, respectively, in Carolina League wins.

The 2000 Birds finished 36 games above .500 (88-52), establishing a franchise record for wins in a season that would stand until 2008. That impressive mark was the best in the league by 15 games. With two years, two trips to the Mills Cup finals, and two Carolina League titles under their belts, the Pelicans looked toward 2001.



*Christian Parra went 17-4 with a 2.28 ERA in 2000*



## 2001

Year three was the first season the Pelicans did not qualify for the postseason. A respectable 71-67 record placed the club third in the Carolina League overall during the regular season. First baseman Adam LaRoche played his first full season with the Pelicans and showed early signs of his future big league potential, giving Pelicans fans a preview of things to come.

The 2001 campaign was the third and final for the Birds under manager Brian Snitker. "Snit" would later become the first former Pelicans skipper to manage in the big leagues when he took over as the manager of the Atlanta Braves in 2016.

## 2002

After a year absence, the Pelicans were back in the postseason in 2002, this time under the direction of a new field manager. Randy Ingle took the reins in Myrtle Beach after the club's first three unforgettable seasons under manager Brian Snitker. With Ingle leading the charge, the Pelicans jumped out to a 43-27 record to clinch the first half Southern Division title. With a playoff spot already secure, however, the Pelicans fell behind the Kinston Indians and finished four games out of first in the second half. The K-Tribe steamrolled into the playoffs, sweeping the Pelicans in the opening round on their way to the 2002 Carolina League title.

Aided by another strong season on the mound, the Pelicans finished 79-61. Pitcher Bubba Nelson dealt his way to the best ERA in the league (1.72). Teammate Daniel Curtis was not far behind, finishing with the third-best mark in the circuit (2.53) to go along with a league-high three complete games. Another standout on the mound was future World Series champion, Adam Wainwright, who led the league in strikeouts with 167. Highlights at the plate included LaRoche, who began 2001 in Myrtle Beach, making the midseason Carolina League All-Star Team before receiving a promotion to Double-A after hitting .336 with 9 home runs and 36 runs batted in.

## RAFAEL FURCAL- NO. 2 JERSEY RETIRED



*Furcal is a three-time All-Star and won a World Series with St. Louis in 2011.*

## RAFAEL FURCAL MLB STATS

Year	Team	AVG	HR	RBI
2000	Atlanta	.295	4	37
2001	Atlanta	.275	4	30
2002	Atlanta	.275	8	47
2003	Atlanta	.292	15	61
2004	Atlanta	.279	14	59
2005	Atlanta	.284	12	58
2006	L.A. (NL)	.300	15	63
2007	L.A. (NL)	.270	6	47
2008	L.A. (NL)	.357	5	16
2009	L.A. (NL)	.269	9	47
2010	L.A. (NL)	.300	8	43
2011	LA/STL	.231	8	28
2012	St. Louis	.264	5	49
2013	St. Louis	DNP ("Tommy John" surgery)		
2014	Miami	.171	0	2

Just 21 years old and in his third professional season, Rafael Furcal debuted mid-year with the Pelicans in 1999. The shortstop batted .293 and stole 23 bases in just 43 games with Myrtle Beach. His arrival helped launch the Birds to a co-Mills Cup championship in their first season of existence.

Furcal advanced to Double-A Greenville in 2001 but played only three games before flying to the major leagues. Just one year after playing on the Grand Strand, Furcal earned National League Rookie of the Year honors.

In 2001 Furcal was invited back to the beach to have his jersey number retired. He became the first Pelican to have his number retired. He is the only player in club history to ever have his number retired by the Birds.





## 2003

After four straight winning seasons to begin franchise history, Pelicans fans endured their first losing campaign in 2003. The Pelicans struggled mightily, sputtering to a 56-82 record. The '03 Pelicans featured a roster loaded to the ceiling with top Braves prospects, but youth and inexperience led to struggles between the lines. The hottest prospect in the Atlanta system at the time, Andy Marte, wowed fans and performed as advertised, batting .285 and ripping 16 longballs.

## 2004

Following the toughest season in team history, the Pelicans were out to rebound in 2004. Myrtle Beach finished the first half with an impressive 40-28 record, but still were 4.5 games behind the Kinston Indians, who surged to the best record among Class A teams nationwide.



*Jeff Francoeur went on to win a Gold Glove with Atlanta in 2007 and hit .261 over his 12-year career.*

A Pelicans pitching staff that included three Carolina League All-Stars, and three others who received promotions during the season, pieced together another fine year on the hill. Blaine Boyer, Anthony Lerew and Matt Wright were all selected to the California/Carolina All-Star Game after strong first-half performances. Fireballer Jose Capellan, whose fastball hit triple digits, nearly tossed a no-hitter in early May against the Frederick Keys, but hit his pitch count after eight innings of no-hit ball, forcing his removal from the contest. The gem was broken up by Keys outfielder Woody Cliffords with a full count and two outs in the top of the 9th inning against reliever Ralph Roberts. Capellan breezed through Myrtle Beach and the rest of the Braves system, winding up in Atlanta by September. Another pitcher who impressed was Kyle Davies, who began the year in Myrtle Beach, tossing his way to a 9-2 record before receiving a promotion to Double-A and eventually Triple-A Richmond.

At the plate, the likes of 2002 first-round draft pick Jeff Francoeur, Scott Thorman, Gregor Blanco and Brian McCann put the pop in the Pelicans lineup. Francoeur and Thorman both finished the season in

Greenville. McCann went on to become the Braves everyday catcher and an NL All-Star. The healthy mix of strong pitching and solid hitting helped push the Pelicans to a 75-63 record, good enough for third in the Carolina League overall.

## 2005

The start of the 2005 season for the Myrtle Beach Pelicans was perfect, at least through the first six innings. Opening Day starting pitcher Chuck James gave the Pelicans' fans hope for a stellar season by tossing six perfect innings to lift the lid on the seventh season of Pelicans baseball on the Grand Strand.

The Pelicans rode the momentum of James' Opening Day start in the season's dawn, winning three of their first four games, but the early season success sizzle fizzled out. A number of injuries, promotions and transactions proved to be too much for the Pelicans to overcome. When the final pitch was tossed in early September, the Pelicans' record stood at 61-79.

Yet, despite the on-field struggles, there were success stories. James wore an Atlanta Braves uniform by



*At 14 letters, Saltalamacchia is the longest last name in MLB history.*

the end of the year and joined 17 other former Pelicans on the Braves roster in 2005. In late June, the Pelicans received the top '05 Braves draft pick, former North Carolina State University closer Joey Devine. Devine appeared in just four games with the Pelicans before breezing his way to the Major Leagues by the end of the year.

Catcher Jarrod Saltalamacchia (above left) put up massive numbers, hitting .314 with 19 home runs and 81 RBI, prompting *Baseball America* to rate the switch-hitting backstop as the top prospect in the Carolina League. "Salty" became the second Pelican in as many years to be named to that honor, along with Jeff Francoeur. His 81 RBIs broke the club's record for most runs driven in during one season, a record formerly belonging to Marcus Giles' 1999 mark of 73.

Salty wasn't the only one etching his name in the record books. Teammate Matt Esquivel matched the catcher's RBI production with 81 of his own.

## 2006

The 2006 season brought a world of change for the Myrtle Beach Pelicans Baseball Club. Just 10 days into the new year, Capitol Broadcasting Company of Raleigh, N.C. announced an agreement to sell the Pelicans to Myrtle Beach Pelicans LP, a group managed by Greensons Baseball. The new buying group already operated two Minor League Baseball franchises in Pennsylvania: the Altoona Curve of the Double-A Eastern League (sold in 2008) and the State College Spikes of the Class A-Short Season New York-Penn League.

Pittsburgh attorney Chuck Greenberg (pictured, left) headed the new ownership group. "We have had our eye on the Pelicans for some time and we are thrilled to become a part of the dynamic Myrtle Beach community," said Greenberg. "We salute Capitol Broadcasting for establishing an outstanding tradition of fun, affordable, family entertainment and pledge to build on their wonderful foundation for many years to come."



*Chuck Greenberg joined the Pelicans during the 2006 season.*

The Pelicans went into the 2006 baseball season under the ownership of Capitol Broadcasting until May 31, when the sale of the team became official, and Greensons Baseball took over. (Editor's note: Greensons Baseball became Greenberg Sports Group in 2008).

On the field, year eight for the Pelicans featured more ups than downs, and not just in the win and loss columns. During the season, a total of 15 players received promotions to Double-A or higher after starting the year in Myrtle Beach. Before receiving a promotion to Double-A Mississippi in late August, scrappy outfielder Matt Young literally walked his way into the Pelicans record book. Young drew 71 walks, breaking the previous record (67) set by Andy Marte in 1999.

Another Pelicans outfielder made history in 2006 as Carl Loadenthal claimed the Carolina League batting crown with a .323 average. The former Rider University standout became just the second Pelican in franchise history to win a batting title, joining Giles, who hit .326 in 1999. Loadenthal's .323 batting average ranks as the highest single-season average for a left-handed batter in club history.

Second baseman J.C. Holt pieced together a 20-game hitting streak (Aug. 2-23), at the time the longest in franchise history.





*The Pelicans organization moved in a different direction after the 2006 season, introducing a new logo (pictured right) with a blue and gold scheme.*

*It replaced the old gold and green scheme and logo (pictured left)*



Aside from individual accomplishments, the Pelicans as a team posted the third-best record in the league, and the best overall record of any team in the Atlanta Braves minor league system, at 72-68.

Under their new ownership group, the Pelicans re-branded themselves with a fresh and unique look, their first logo change since their inception in 1999. In November, the Pelicans introduced their new look, unveiling a fresh set of logos and upgraded uniforms.

The Pelicans modernized their identity to better connect with the lifestyle and personality of Myrtle Beach. The new look adopted the American White Pelican and South Carolina's iconic crescent moon surrounded by dock rope and the words "Myrtle Beach Pelicans" in a beach-themed script. The Pelicans' new colors, Midnight Blue, Sun Gold and Pelicans Blue, were designed to pay tribute to Myrtle Beach's laid-back Southern charm. The Pelicans are the only professional sports team to employ their unique shade of Pelicans Blue.

The new look ushered in entirely redesigned caps and uniforms, the new home kits featuring white sleeveless tops with Pelicans Blue sleeves and the new "Pelicans" script across the chest. The road uniforms feature gray sleeveless tops with Pelicans Blue sleeves and "Myrtle Beach" across the chest. Both the jerseys and pants have Pelicans Blue and Sun Gold piping. The club also introduced an alternate jersey in Pelicans Blue with "Pelicans" across the chest in Sun Gold. The new home cap features the unique Pelicans Blue color and the American White Pelican head. Road caps will be Pelicans Blue with the letters "MB."

## 2007

Not content with just a new look, the 2007 season brought a revitalization of the Pelicans home park, spearheaded by Greensons Baseball, LP. The group's \$2.5-million investment in the ballpark began with the installation of a brand new, state-of-the-art video board that would bring a big league feel to the Pelicans' ballpark. Then, the Pelicans added the only left-field bleacher seating in the Carolina League and the Pelicans Beach. The boost by Greensons Baseball made the park one of the premier venues in all of Minor League Baseball.

In their first full season under Greensons Baseball, the Pelicans reached new heights. In late May, the Pelicans were awarded the 2008 California/Carolina League All-Star Game. In addition, the Pelicans were a finalist for the prestigious Larry MacPhail Promotional Trophy, awarded to the minor league team that displays extraordinary promotions both on and off the field. The Pelicans' front office staff increased in size from eight to 20 full-time personnel, all with the distinct goal of making Pelicans baseball the best family entertainment option on the Grand Strand. The club added positions such as director of promotions, director of community relations and director of in-game entertainment.

On the playing field, individuals garnered most of the attention. Jordan Schafer was a machine at the plate, amassing a minor-league-leading 176 hits in 136 games. He finished fifth in the Carolina League with a .289 batting average and fifth in the league with 52 extra-base hits. Schafer's sparkling season earned him Pelicans team MVP honors. In 2007, power came by way of the franchise's career home run king, Isiah "KK" Ka'aihue. His total of 22 was just one shy of the single-season franchise record set by Mike Hessman in the team's inaugural 1999 season. Ka'aihue also hit for average, batting at a .298 clip,

good for fourth-best in the Carolina League. The other steady force the lineup was Roberto Alvarez, who finished with a .291 batting average, sixth-best in the league. The Pelicans were the only team to have three players finish in the top ten in the league in batting average.

Although the big three stole the spotlight at times, Quentin Davis literally tried to steal it back, swiping 37 bases in 2007, three shy of the Pelicans' franchise record at the time.

Overall, despite the efforts of manager Rocket Wheeler, the inexperience and ever-changing clubhouse doomed Myrtle Beach from a postseason run. The club stumbled to a 59-80 record, placing them last overall in the Carolina League Southern Division.



2007 Pelican Jordan Schafer played six seasons in the Major Leagues.

## 2008

The Pelicans 10th Anniversary season became one of the most remarkable seasons in the franchise's brief history on the Grand Strand. Rocket Wheeler returned to Myrtle Beach for a third season at the helm and guided the team to a sweep of the first and second half titles in the Southern Division and the franchise all-time wins record (89). Wheeler's Pelicans also broke the franchise record for wins in the first half (45).

The Pelicans hosted a venue attendance record (6,599) when it hosted the 2008 California-Carolina League All-Star Game in June. Myrtle Beach first baseman Ernesto Mejia highlighted the festivities by winning the Home Run Derby, besting teammate Brandon Hicks in the semifinals of the sudden-death showdown.


With their first-half title, the Pelicans ended a four-year run of first-half championships for Southern Division rival Kinston. The moment was made sweeter when the Birds claimed the title at Grainger Stadium in Kinston. With the first-half crown, Myrtle Beach also ended the longest active playoff drought in the Carolina League.

With the second-half title also in hand, the Pelicans matched up with the wild card winning Winston-Salem Warthogs (Chicago White Sox) in the divisional series.

Myrtle Beach ended the Warthogs' season by winning the series two-games-to-one. It would be the final games the Warthogs would play, as the club was renamed the Dash after the season.

Unfortunately for the Pelicans, a depleted bullpen was unable to get them through their Mills Cup Championship matchup with Potomac. With the series tied at a game apiece, the Pelicans took a three-run lead to the bottom of the ninth inning of game three but the Nationals forced extra-innings with a dramatic three-run rally and won the game in 10 innings. The Pelicans lost the series the following night.

The 2008 season will also be remembered as a tremendous time of loss for both the Pelicans and Braves organizations. In May, the only pitching coach in franchise history, Bruce Dal Canton, left the team after



Pictured in 2009, the Pelicans 2007 renovation project included a brand new video board.





being diagnosed with esophageal cancer. It marked the first time that Dal Canton wasn't in the Pelicans dugout. Unfortunately, he would not return. Dal Canton lost his battle with cancer after the season. The Pelicans retired his number 43 on Opening Day of the 2009 season.

The 2008 Pelicans were a record-breaking unit. Boasting the most prolific offense in franchise history, the Pelicans broke notable offensive marks: team batting average (.260), runs scored (764), home runs (153) and doubles (298). Additionally, Mejia broke the single-season records for doubles (47), RBIs (93) and at-bats (519).

Outfielder Willie Cabrera was named 2008 Myrtle Beach Pelicans MVP. Cabrera, a fiery outfielder from Los Angeles, batted .290 with 16 home runs and 78 RBI and was the vocal leader in the Birds' clubhouse.

Southpaw Scott Diamond led the Birds' pitching staff to the lowest ERA in the league (3.48) and was named Pelicans Pitcher of the Year. A league-best six Pelicans were midseason all-stars and a circuit-leading five were postseason selections. Wheeler was named Carolina League Manager of the Year and Minor League Manager of the Year by *Baseball America*, while Pelicans General Manager North Johnson was voted Carolina League Executive of the Year. The hardware continued to pile up when head groundskeeper Chris "Butter" Ball took home his third consecutive Sports Turf Manager of the Year award for maintaining the finest playing surface in the league. To cap off the season, the Pelicans were awarded the Myrtle Beach Chamber of Commerce's 2008 Community Service Award, representing the culmination of the team's re-dedication to its outstanding fan base and the Myrtle Beach community.

## BRUCE DAL CANTON

*"Bruce was one of the greatest individuals to ever come through this park"*

- Mike Snow, Pelicans Facility Operations Manager

Bruce Dal Canton served as Pelicans pitching coach from the team's inception in 1999 until 2007. He passed away in 2008 from esophageal cancer at 66 years of age. In 2009 the Pelicans' home clubhouse was named in his honor. His uniform number, 43, is retired and painted on the building's roof.

Dal Canton played 11 seasons in the Major Leagues, two with the Atlanta Braves, the club he also spent his entire 26-year career with as a coach. Dal Canton coached at every level, from rookie ball to the Major Leagues, and was the Atlanta Braves pitching coach from 1987-1990.

Signed by the Pirates out of an open tryout, Dal Canton left a career as a school teacher to pursue his baseball dream. He began playing at Double-A in 1966 and debuted in Pittsburgh just a season later. Over his career, Dal Canton went 51-49 with a 3.67 ERA.

Dal Canton began coaching in 1982 with the Braves Class A-Advanced Carolina League affiliate in Durham, NC. He also served as the Roving Pitching Coordinator throughout the Atlanta system. Within six years, Dal Canton was coaching in the Majors. Throughout his career, he worked with John Smoltz, Tom Glavine, Mark Wohlers, Pete Smith, Steve Avery, Kevin Millwood, John Rocker, Kerry Ligtenberg and most every arm that famously went on to help the Braves win 14 straight National League East titles.

## 2009

With the bar set to perhaps its highest high after 2008, the Pelicans were tasked with following up a season that exceeded expectations in nearly every measurable category. On the field, the '09 season began with anticipation and question marks as a young Pelicans squad arrived in Myrtle Beach highlighted by the top two prospects in the Atlanta Braves minor league system: outfielder Jason Heyward and first baseman Freddie Freeman. The pair did not disappoint in their few months on the Grand Strand. When both were promoted to Double-A Mississippi just before July 4, Freeman was the team's leading everyday hitter with a .302 batting average, and Heyward battled through minor nagging injuries to post a .296 average with 10 home runs and 31 RBIs. The Georgia native would ride the momentum of his productive Pelicans season and further success at Mississippi and Triple-A Gwinnett to Minor League Player of the Year honors from USA Today and *Baseball America*.

The 2009 season was marked by the inexperience of a youthful roster still learning to compete in the Carolina League. The Pelicans set marks for most losses in a first half (42) and a season (84), but the team did experience its share of highlights as well. Myrtle Beach hosted its first Fourth of July home game to the tune of a near-capacity crowd of 5,681 and a 3-2 comeback victory over the Salem Red Sox. Outfielder Cody Johnson, a 2006 Braves' first-round draft pick, smashed team records all season while blasting 32 home runs, nine more than any other Pelican had ever hit in a single season in club history. In addition, Johnson became the first Carolina Leaguer to crack the 30-homer plateau since Daniel Peoples did it for the Kinston Indians in 1997. Johnson and Heyward were named to the 2009 California-Carolina League All-Star Game in Lake Elsinore, California, and Johnson was named to the Carolina League's Postseason All-Star team as well.



A Pelican back in 2004, Brian McCann made an encore appearance in 2009.

The Pelicans hosted a pair of Major League rehab appearances by key Braves during the '09 season as well. In late April, suffering from vision blurriness, former Pelican catcher Brian McCann returned to the Grand Strand, where he played in two games, doubling twice in six at-bats. July brought a pair of starts by two-time American League All-Star Tim Hudson. Recovering from Tommy John surgery, he threw 4.2 innings on his eventual road back to the big leagues.

On a late-season Saturday night in September, Pelicans manager Rocket Wheeler etched his name atop the Myrtle Beach record book as well. A 5-4 Pelicans win over Winston-Salem on September 5 made Wheeler the winningest manager in Pelicans history. The victory the Pawley's Island resident past former Pelicans skipper Randy Ingle, whose 271 wins now rank second in franchise history.

The 2009 season ended on a bittersweet note. On September 15, the club bid farewell to its mascot and beloved "Home Run Dog," Dinger. The longtime mainstay had taken on a lighter role in recent seasons with his younger brother Deuce taking over duties as the club's canine ball caddy, but Dinger still left an indelible mark on the franchise. Upon the announcing of his passing, the Pelicans front office was flooded with cards, gifts, and well-wishes from fans across the nation.

Better news arrived just 10 days later, however. The Pelicans announced that they had been awarded the 2010 California-Carolina League All-Star Game, just one season after hosting the contest for the first time in 2008. Myrtle Beach became the first Carolina League repeat host of the ASG since the Pelicans franchise came into existence in 1999.

## NOTABLE REHAB

Year	Player	Age
2000	Steve Avery	30
2002	Mark DeRosa	27
2007	Ryan Drese	31
2008	Tom Glavine	42
	Mike Hampton	35
2009	Tim Hudson	33
	Brian McCann	25
2015	Jorge Soler	23
2017	Willson Contreras	25
2019	Ben Zobrist	38



## 2010

The 2010 campaign started with a bang, with the team playing host to the Wilmington Blue Rocks in front of a near-sellout crowd in a 4-1 Pelicans victory. The Pelicans made history a month later, when phenom pitching prospect Julio Teheran made his Carolina League debut. Throwing game two of a twin-bill against Winston-Salem on May 19th, Teheran whiffed 12 Dash batters in seven innings of work while allowing just one run. It was the middle of a long day though, as the Pelicans split the day's doubleheader with what turned into a 20-inning, 4-3 loss. The game was one inning shy of the Carolina League record.

Even with some struggles on the field, the first half was punctuated by a few outstanding pitching performances. At one point, the Pelicans boasted a starting rotation of four of the top five pitching prospects in the Atlanta Braves' minor league system: Teheran, Randall Delgado, Arodys Vizcaino and



*Julio Teheran (Myrtle Beach) and Gregory Infante (Winston-Salem) walk the concourse at the All-Star game, hosted by the Pelicans.*

J.J. Hoover. At that time, FanGraphs named the Pelicans rotation as the most talented in Minor League Baseball. From that list, Hoover, Teheran, and Delgado were each selected to represent the Pelicans in the 2010 California-Carolina League All-Star Game in Myrtle Beach on June 22. Vizcaino was named to the South Atlantic League All-Star Team before his call-up to Myrtle Beach in the second week of June.

After a troublesome first half, the Pelicans were a stronger ballclub entering the second half with a loaded pitching staff and an offense gaining traction behind added lineup anchors Mycal Jones, Mike Jones and Dan Nelson. June ended with a 3-4 record in the first week of the second half, and the Pelicans kept the bar set near the .500 mark for nearly the rest of the way. Behind their "big three" all-star rotation stalwarts of Delgado, Hoover and Teheran, the Birds did their best to stifle Carolina League lineups and remain in the hunt for the second-half Southern Division title. The stable was quickly plundered, though. Before July was done, the Birds lost two of their big guns when Delgado and Teheran were promoted to Double-A Mississippi. Hoover joined the duo after an August promotion.

After finishing 17 games out of the running in the first half, the Pelicans reasserted themselves contenders in the second half. Following a July 12 doubleheader sweep of the Wilmington Blue Rocks, the Pelicans remained within three-and-a-half games of first place for nearly the rest of the second half. Myrtle Beach's last road trip, however, was the club's downfall. The Pelicans suffered a three game sweep at Winston-Salem during their August 27 series. The Pelicans would be eliminated before their final home stand.

## 2011

The 2011 season brought a new era as the Pelicans began a new partnership with the Texas Rangers. The Birds' first season as the Rangers' Class Advanced-A affiliate was a great success, with the club winning the Southern Division first-half title and qualifying for the postseason for the first time since 2008.

On March 29, the Pelicans kicked-off the affiliation change, hosting the reigning AL champs for a preseason exhibition game against the Coastal Carolina Chanticleers. The Rangers won 6-2 in front of a sellout crowd.

In his first season with Myrtle Beach, Jason Wood made his managerial debut, piloting an Opening Day roster that featured eight of *Baseball America's* top 30 Rangers' prospects.

Neil Ramirez got the Opening Day start for the Pelicans and took a no-hitter into the fifth. He didn't stay in town for long, as he was promoted to Triple-A Round Rock after just one start. Robbie Erlin dominated for the first two months of the season, putting up a 2.14 ERA with 62 strikeouts and only five walks in 54.2 innings, earning a promotion to Double-A Frisco. Robbie Ross was the league leader in wins at the break and was named an All-Star for the third straight season. The lefty was promoted to Double-A August 2, but was still named Carolina League Pitcher of the Year. Finally, Barret Loux made his professional debut in 2011, skipping all lower levels and starting with Myrtle Beach at High-A. In 109 innings, Loux racked up 127 strikeouts to rank second in the league.

It was a historic day on May 3, when the Birds rocked Potomac 20-6, surpassing the 20-run mark for the first time in three years. Catcher Zach Zaneski had a record-breaking game, setting the Pelicans' single-game record with seven runs batted in and tying the club record with five hits and four runs scored. Jared Prince also scored four runs to tie the team record and Strausborger got into the record books by tying the club mark with two triples. A day later, the Pelicans got a remarkable performance on the pitchers' mound, as Joe Wieland took a no-hitter into the fifth inning. He struck out 13 Nationals in six shutout innings.

June 12 was the longest day of the season for the Pelicans, playing a 23-inning marathon against Kinston. It was the longest contest in the 66-year history of the Carolina League. The extra innings were highlighted by spectacular relief performances from Zach Osborne, who put up four scoreless innings, allowing two hits and striking out six, while Chad Bell, who struck out eight and held the Indians to one hit in five shutout frames. In the bottom of the 23rd inning, six hours and 27 minutes after the first pitch, Kinston's Casey Frawley singled off Kasey Kiker to score Roberto Perez with the winning run and beat the Birds 3-2. Zaneski caught all 23 innings for Myrtle Beach.

The first-half race came down to the final weekend. With the help of Wieland's pitching on June 17 against Frederick, the Birds came out on top to edge the Indians by two games and clinch the club's first playoff berth since 2008, setting off a wild celebration in front of the home fans. The Pelicans enjoyed playing in front of that crowd, going 23-9 on the Grand Strand in the first half.

The Birds finished a half-game behind Frederick for the best overall first-half mark in the CL at 40-29. They scored the most runs in the Carolina League (312) and allowed the fewest (246), giving them the best run differential in the circuit by far (+66). The offense, guided by hitting coach and 13-year minor league skipper Julio Garcia, also led the league in on base percentage and was second in batting average.

Under the tutelage of pitching coach Brad Holman, who worked with many of the hurlers at Low-A Hickory in 2009 and 2010, the pitching staff led the loop in ERA with a 3.14 mark. They racked up the most strikeouts and allowed the fewest home runs. The staff finished the half in second place in the league in opponent batting average and walks per nine innings. The team defense excelled as well, making only 60 errors in 69 games, tied for the fewest errors in the league.

Four Pelicans received All-Star nods and a trip to Modesto, California on June 21. Joe Wieland was tabbed



*Rocket Wheeler won 331 games in five seasons with the Pelicans.*



with the start for the CL team and was dominant in a 1-2-3 first inning, retiring the side on six pitches, all of them for strikes. Robbie Ross also tossed a 1-2-3 inning, posting two strikeouts as he dealt to a familiar face behind the plate. Catcher Zach Zaneski, center fielder Ryan Strausborger and Mike Olt were also named to the All-Star Team.

Olt was a headliner for Myrtle Beach, winning Rangers Minor League Player of the Month for April and continuing his stellar play for the first half. He cracked ten home runs to rank third in the league and led the circuit in on-base percentage and walks. His season was interrupted on June 6 against Winston-Salem, when he suffered a broken collarbone in a collision at home plate. He missed more than two months due to the injury.

YEAR BY YEAR PITCHING LEADERS

YEAR	WINS	LOSSES	ERA	SAVES				
1999	Will Fleck	10	Will Fleck	10	Derrick Lewis	2.40	Ryan Greene	16
2000	Chris Pizarro	18	Hector Ramirez	8	Chris Pizarro	2.28	Brady Myers	19
2001	Trey Hodges	15	Jung Bong	9	Trey Hodges	2.76	Matt Gawer	14
2002	Chris Waters	13	Roman Colon	8	Kenny Nelson	1.72	Kevin Barry	26
2003	Macay McBride	9	Matt Coenen Zach Miner	10 10	Macay McBride	2.95	Ralph Roberts	8
2004	Blaine Boyer	10	Blaine Boyer	10	Blaine Boyer	2.98	Glenn Tucker	21
2005	Jake Stevens	10	Kelvin Villa	10	Jake Stevens	4.93	Manny Acosta	7
2006	Matt Harrison	8	James Parr	8	Kelvin Villa	3.83	Moises Hernandez	10
	Kelvin Villa	8						
2007	Moises Hernandez	10	Jairo Cuevas	12	Jairo Cuevas	3.55	Sung Ki Jung	22
2008	Scott Diamond	12	Ryne Reynoso	6	Kyle Cofield	3.26	Bryan Dumesnil	12
2009	Erik Cordier	7	Richard Sullivan	12	Erik Cordier	3.87	Cory Gearrin	17
2010	J.J. Hoover	11	Matt Crim	11	Randall Delgado	2.76	Luis Avilan	9
2011	Robbie Ross	9	Wilfredo Boscan	12	Robbie Ross	2.26	Ryan Kelly	9
2012	Randol Rojas	9	Randy Henry	9	Kyle Hendricks	2.82	Ben Rowen	19
2013	Nick Martinez	10	Alec Asher	7	Alec Asher	2.90	Ryan Harvey	8
			Nick Martinez	7				
			Victor Payano	7				
2014	Andrew Faulkner	10	Victor Payano	8	Sam Wolff	3.37	Jose Leclerc	14
	Luis Parra	10						
2015	Jonathan Martinez	9	Jen-Ho Tseng	7	Jonathan Martinez	2.56	Jasvir Rakkar	16
2016	Jonathan Martinez	12	Zach Hedges	8	Trevor Clifton	2.72	Ryan McNeil	22
2017	Adbert Alzolay	7	Thomas Hatch	11	Thomas Hatch	4.04	Pedro Araujo	10
2018	Tyson Miller	9	Bryan Hudson	11	Tyson Miller	3.54	Tyler Peyton	10
2019	Paul Richan	10	Javier Assad	10	Javier Assad	3.87	Jesus Camargo	4
							Ben Hecht	4
							Garrett Kelly	4
							Ethan Roberts	4
2020	Mauricio Espinoza	4	Mauricio Espinoza	9	Didi Moragas	3.33	Bobby Upton	7
2021	Jose Velazquez	4	Richard Galarraga	9	Didi Moragas	3.33	Bobby Upton	7
	Gabriel Jimenez							
	Carlos Osorio							
	Bobby Upton							
	Didi Moragas							
	Didi Moragas							
2022	Tyler Santana	11	Richard Gallardo	6	Tyler Santana	2.28	Adam Laskey	4
							Sheldon Reed	
							Alfredo Zarraga	
2023	Koen Moreno	7	Grant Kipp	7	Brody McCullough	2.86	Saul Gonzalez	7
	Starlyn Pichardo							
2024	Kenten Egbert	7	Alfredo Romero	7	Angel Hernandez	1.26	Shane Marshall	7
	Vince Reilly							

YEAR	INNINGS PITCHED		APPEARANCES		WALKS		STRIKEOUTS	
1999	Scott Sobkowiak	139.1	Ryan Greene	44	Derrick Lewis	81	Scott Sobkowiak	161
2000	Christian Parra	157.2	Brad Voyles	39	Christian Parra	56	Christian Parra	163
2001	Trey Hodges	173.0	Matt Gawer	42	Matt Butler	48	Jung Bong	145
2002	Chris Waters	182.2	Kevin Barry	47	Adam Wainwright	66	Adam Wainwright	167
2003	Macay McBride	164.2	Ralph Roberts	44	Matt Coenen	62	Macay McBride	139
2004	Blaine Boyer	154.0	Glenn Tucker	48	Matt Wright	58	Matt Wright	133
2005	Jake Stevens	148.0	Wes Letson	41	Jake Stevens	62	Jake Stevens	102
2006	James Parr	134.2	Michael Nix	36	Charlie Morton	54	James Parr	90
2007	Jairo Cuevas	132.0	Kevin Gunderson	44	Jairo Cuevas	71	Jairo Cuevas	116
2008	Ryne Reynoso	131.1	Nicholas Fellman	44	Kyle Cofield	66	Ryne Reynoso	105
2009	Erik Cordier	121.0	Tommy Palica	41	Erik Cordier	74	Cole Rohrbough	100
2010	Matt Crim	149.2	Angelo Paulino	41	Matt Crim	59	Randall Delgado	120
2011	Robbie Ross	123.1	Trevor Hurley	38	Kasey Kiker	52	Barret Loux	127
2012	Kyle Hendricks	130.2	Jimmy Reyes	41	Randol Rojas	37	Kyle Hendricks	112
					Wilmer Font	37		
2013	Alec Asher	133.1	Ryan Harvey	42	Victor Payano	57	Alec Asher	139
2014	Luis Parra	137.2	Jose Leclerc	42	Victor Payano	90	Victor Payano	86
2015	Daury Torrez	134.1	Jasvir Rakkar	38	Josh Conway	31	Jen-Ho Tseng	87
					Tyler Skulina	31		
2016	Jonathan Martinez	131.0	Ryan McNeil	44	Jonathan Martinez	43	Trevor Clifton	129
2017	Thomas Hatch	124.2	Pedro Araujo	44	Thomas Hatch	50	Thomas Hatch	126
2018	Tyson Miller	127.0	Tyler Peyton	38	Bryan Hudson	58	Tyson Miller	126
2019	Javier Assad	116.1	Jesus Camargo	36	Javier Assad	41	Javier Assad	91
2021	Manuel Espinoza	98.2	Bailey Reid	34	Jose Miguel Gonzalez	43	DJ Herz	105
2022	Tyler Santana	98.2	Johzan Oquendo	31	Luis Angel Rodriguez	51	Luis Angel Rodriguez	106
2023	Grant Kipp	77.2	Angel Hernandez	32	Marino Santy	59	Marino Santy	100
2024	Kenten Egbert	97.2	Kenyi Perez	36	Kenyi Perez	60	Kenten Egbert	104

Outfielder Jared Prince also found a way to leave his mark, marching into the Carolina League record books in painful fashion. He was hit by a pitch 30 times to equal the single-season record. Prince, who started 4-for-45, batted .301 the rest of the way to finish at seventh in the league in hitting (.282). Prince made the year-end Carolina League All-Star Team and was voted by his teammates and coaches as the Pelicans' Most Valuable Player

The Pelicans went into the playoffs as Southern Division first-half champions, battling Kinston for a trip to the Mills Cup finals. Justin Grimm got the Game One start, tossing six innings of one-run ball, while catcher Vinny DiFazio cranked a two-run homer to give the Birds the opener, 4-1. Kinston came back to take Game Two and even the series before the set shifted to Kinston. The K-Tribe knocked out the Pelicans with 7-0 and 9-2 routs to win the best-of-five series three games to one.





## 2012

For the second straight season, Jason Wood's Myrtle Beach Pelicans were impressive on the mound. With a 3.28 ERA — the team's best mark since 2002 — the Pelicans boasted a 3.30 ERA in Wood's first two seasons. Brad Holman, the Pelican's pitching coach during that stretch, was promoted to Triple-A Round Rock during the offseason.

The Pelicans finished 74-65, including a 38-31 second half that launched the team into the postseason.

Five pitching contributors on the 2012 squad enter 2013 at big league camp. Wilmer Font, who had made his MLB debut the previous September, was on the 40-man roster along with Roman Mendez; Cody Buckel and Nick Tepesch arrived as non-roster invitees.

With Buckel, Tepesch, Mendez and Font making regular starts in the first half, the Pelicans boasted a 3.14 earned run average in April and an even stingier 2.31 clip in the month of May. Kyle Hendricks was efficient out of the rotation for the Pelicans, compiling a 2.82 earned run average in 20 starts before being shipped to the Cubs as part of the Ryan Dempster deal in July.

Also included in that July 31 trade was infielder Christian Villanueva, who was one of the most productive members of an offense that struggled to score runs. The Pelicans amassed 1,587 total bases, the lowest in a single season in franchise history. The Myrtle Beach offense mustered 3.84 runs per contest and was shutout 11 times in 139 games. Villanueva's 10 home runs paced a Pelicans bunch that stroked a league-low 68 round-trippers.

Despite its offensive struggles, the Pelicans were able to return to the postseason for the second straight year. The Birds finished .500 or better in every month of the second half, including a 17-12 mark in June (first half ended June 17).

Because Winston-Salem posted the best record in the first and second half in the Southern Division, the Dash hosted all three postseason matchups with the Pelicans in the opening round. In 2012, the divisional series adopted a best-of-three format after being best-of-five for several years.

The series opened favorably for the Pelicans, who scored four sixth-inning runs and snatched game one by a 4-1 final. Tomas Telis tripled and knocked in three runs, while Luke Jackson struck out eight over five innings to claim the win. The Pelicans took a 2-1 lead into the sixth inning of game two before the Dash took control.

The Pelicans would score just one more run in the series. A three-run seventh sparked the Dash to a 5-3 series-evening triumph. Facing elimination, the Pelicans were blanked in game three, falling by a 9-0 margin with all of the game's runs coming in the second and third frames.



## YEARLY BATTING LEADERS

YEAR	AVG. (Min. 300 PA)	HITS	HOME RUNS	RBI	
1999	Marcus Giles	.326 Marcus Giles	162 Mike Hessman	23 Marcus Giles	73
2000	Travis Wilson	.275 Travis Wilson	133 Cory Aldridge Troy Cameron	15 Cory Aldridge 15	64
2001	Ryan Langerhans	.287 Ryan Langerhans	129 Jaeme Leal	15 Ryan Langerhans	48
2002	Bill McCarthy	.305 Richard Lewis Bill McCarthy	135 Kelly Johnson 135	12 Bill McCarthy	65
2003	Andy Marte	.285 Andy Marte	132 Andy Marte	16 Andy Marte	63
2004	Brian McCann	.278 Gregor Blanco	116 Brian McCann	16 Brian McCann	66
2005	Jarrold Saltalamacchia	.314 J. Saltalamacchia	144 J. Saltalamacchia	19 J. Saltalamacchia Matt Esquivel	81 81
2006	Carl Loadenthal	.323 J.C. Holt	125 Van Pope	15 Van Pope	74
2007	Isaiah Ka'aihue	.298 Quentin Davis	129 Isaiah Ka'aihue	22 Quentin Davis	65
2008	Willie Cabrera	.290 Ernesto Mejia	142 Ernesto Mejia	21 Ernesto Mejia	93
2009	Donell Linares	.287 Donell Linares	145 Cody Johnson	32 Donell Linares	87
2010	Mike Jones	.282 Mike Jones	105 Gerry Rodriguez	13 Gerry Rodriguez	53
2011	Jared Prince	.282 Jared Prince	136 Mike Olt	14 Jared Prince	72
2012	Christian Villanueva	.285 Odubel Herrera	142 Christian Villanueva	10 Brett Nicholas	63
2013	Rougned Odor	.305 Trever Adams	130 Kellin Deglin	12 Trever Adams	82
2014	Nick Williams	.292 Christopher Bostick	124 Joey Gallo	21 Preston Beck	77
2015	Chesny Young	.321 Chesny Young	129 Jacob Rogers	12 Jacob Rogers	69
2016	Gleyber Torres	.275 Yasiel Balaguert	140 Yasiel Balaguert	19 Yasiel Balaguert	96
2017	Tyler Alamo	.281 Tyler Alamo Jesse Hodges	120 Eddy Martínez 120 Tyler Alamo	14 Jesse Hodges 14	63
2018	Jhonny Pereda	.272 Jhonny Pereda	120 Jhonny Pereda Tyler Alamo	8 Jhonny Pereda 8	57
2019	Cam Balego	.247 Cam Balego	96 Kevonte Mitchell	14 Miguel Amaya	57
2021	Yohendrick Pinango	.272 Yohendrick Pinango	88 Jordan Nwogu	10 Jacob Wetzel	45
2022	Ezequiel Pagan	.292 James Triantos	124 Kevin Alcantara	15 Kevin Alcantara	85
2023	Reivaj Garcia	.306 Reivaj Garcia	112 Felix Stevens	13 Andy Garriola	60
2024	Cristian Hernandez	.269 Cristian Hernandez	94 Andy Garriola	18 Alfonsin Rosario	73

YEAR	RUNS SCORED	DOUBLES	TRIPLES	STOLEN BASES	
1999	Marcus Giles	80 Marcus Giles	40 Jason Ross	13 Jason Ross	31
	Jason Ross	80			
2000	Travis Wilson	62 Travis Wilson	33 Ryan Langerhans	7 Junior Brignac	27
2001	Ryan Langerhans	66 Adam LaRoche	31 Damien Jones Ryan Langerhans	3 Ryan Langerhans 3	22
2002	Richard Lewis	82 Bill McCarthy	26 Adam Stern	10 Adam Stern	40
2003	Andy Marte	69 Andy Marte	35 Gregor Blanco	7 Gregor Blanco	34
2004	Gregor Blanco	73 Brian McCann	35 Gregor Blanco	9 Onil Joseph	32
2005	Jarrold Saltalamacchia	70 Jarrold Saltalamacchia	35 Carl Loadenthal	4 Josh Burrus	25
2006	Van Pope	78 Van Pope	31 Steven Doetsch	4 J.C. Holt	35
2007	Jordan Schafer	70 Jordan Schafer	34 Quentin Davis	11 Quentin Davis	37
2008	Ernesto Mejia	93 Ernesto Mejia	47 Gorkys Hernandez	6 Gorkys Hernandez	20
2009	Cole Miles	64 Donell Linares	32 Cole Miles	7 Cole Miles	16
2010	Cole Miles	55 Mike Jones	20 Cole Miles	9 Cole Miles	27
2011	Ryan Strausborger	71 Jared Prince	30 Ryan Strausborger	9 Ryan Strausborger	31
2012	Odubel Herrera	72 Brett Nicholas	33 Odubel Herrera	6 Odubel Herrera	27
2013	Luis Sardinas	69 Rougned Odor	33 Drew Robinson	7 Luis Sardinas	27
	Trever Adams	69		Rougned Odor	27
2014	Christopher Bostick	81 Preston Beck	33 Chris Garia	11 Chris Garia	45
2015	Mark Zagunis	78 Victor Caratini	31 Pin-Chieh Chen Mark Zagunis	5 Pin-Chieh Chen 5	20
2016	Charcer Burks	71 Charcer Burks	28 Rashad Crawford	8 Jeffrey Baez	38
2017	Trent Giambrone	65 Jesse Hodges	26 Daniel Spingola	6 Robert Garcia	16
2018	Andruw Monasterio	52 Wladimir Galindo	21 Aramis Ademan	3 Roberto Caro	19
2019	Cam Balego	53 Miguel Amaya	24 Aramis Ademan	8 Zach Davis	29
2021	Yohendrick Pinango	50 Yohendrick Pinango	16 Ryan Reynolds	4 Jordan Nwogu	16
2022	Kevin Alcantara	76 Kevin Alcantara Juan Mora James Triantos	19 Kevin Alcantara Ethan Hearn James Triantos	6 James Triantos	20
2023	Reivaj Garcia	72 Andy Garriola	23 Ismael Mena	4 Cristian Hernandez	27
2024	Alfonsin Rosario	61 Cristian Hernandez	25 Jacob Wetzel	11 Cristian Hernandez	37







## Who Are The Myrtle Beach Mermen?

HBO's hit series 'Eastbound & Down,' which concluded in late 2013, filmed both during the 2011 summer and February 2012 at TicketReturn.Com Field at Pelicans Ballpark.

The show's star, Kenny Powers (played by Danny McBride), made his return to American professional baseball with a fictitious team known as the Myrtle Beach Mermen, the Double-A affiliate of a Major League team simply dubbed 'Texas.' Filming for the season brought a full host of stars to Myrtle Beach, including Danny McBride, Jason Sudeikis, Matthew McConaughey, Will Ferrell and Val Kilmer.

## 2013

The Pelicans continued to impress under the Rangers umbrella and the direction of third-year skipper and eventual 2013 Carolina League Manager of the Year, Jason Wood. The Pelicans would advance to the postseason for the third consecutive season for the first time in team history. They were also the only Carolina League team to make the postseason in each of the previous three campaigns and the only Rangers affiliate to do so as well.

Yet for the third straight year, the Birds couldn't make it out of the first round of the postseason. The eventual champs, the Salem Red Sox, swept the Pelicans with a pair of one-run wins.

The club was powered, once again, by the pitching staff. The Pelicans recorded the highest ERA of the Wood era, but it was still the Carolina League's second-lowest ERA (3.71).

Alec Asher made the jump from Spokane for his first full professional season, leading the team and the circuit with 139 strikeouts. He also ranked among the league leaders in ERA (fourth, 2.90), WHIP (fourth, 1.20), and wins (tied for seventh, nine).

Asher posted the most innings of any Pelicans hurler (133.1).

Jackson was the club's Opening Day starter and also got the nod for the Carolina League in the Carolina-California League All-Star Game before his first promotion to Double-A on August 1.

Nick Martinez had the league's third-lowest ERA (2.87) and 10th-most strikeouts (105). Texas promoted him along with Jackson on the same day.

The Rangers' first selection in the 2013 draft, RHP Alex "Chi Chi" Gonzalez, would fill one of those vacancies in the rotation and make his final five starts of the season with Myrtle Beach, allowing just one run over 12.0 IP in his last three regular season outings.

The Pelicans' offense was led by its middle infield combo of second baseman Rougned Odor and shortstop Luis Sardinas.

The 19-year-old Odor ranked among the CL leaders in batting (third, .305), doubles (tied for fifth, 33), and stolen bases (tied for fifth, 27) despite spending the final month of the season with Frisco.

Sardinas, who also joined Odor in Frisco in August, had the sixth-best average (.298) and tied for the fifth-most stolen bases (27) in the CL.

The Pelicans finished the season with the second-most wins in the Carolina League and had four different win streaks of at least six games, including a season-best eight games from May 7-14.

In addition to Jackson, the Pelicans had Asher, Martinez, Odor and Sardinas selected to the Carolina League-California League All-Star Game in San Jose, California.

## 2014

In what turned out to be the final year of the Pelicans in the Rangers system, the club posted one of its best years in franchise history. The best first half winning percentage in team history (.647) propelled the Pelicans to the playoffs for a fourth straight season, and the team made the Mills Cup Championship for the first time since 2008, only to fall to the Potomac Nationals.

With the most dominant offense in the league from start to finish, the Pelicans tore out of the gates with a 40-18 start despite an 0-4 opening series. Behind soon-to-be league MVP Joey Gallo, the Pelicans clubbed their way to victory. The slugger blasted 21 home runs in just 58 Carolina League games before his promotion to Double-A. The total was enough to pace the league all season, and it was the most homers in a single-season by a Pelicans since 2009, when Cody Johnson hit 32. Gallo homered three times in a game twice, something no Pelican had ever done. But he wasn't the only one with power. The team hit 111 long balls in 2015, the fourth-most in team history, and recorded the first 100-homer season for the franchise since 2009. Jorge Alfaro (13), Nick Williams (13), Preston Beck (11) and Christopher Bostick (11) all knocked out double-digits bombs.

The team could run as well. The Birds stole 154 bases, the most in team history and by far the most in the league that year. Chris Garia, an unheralded minor leaguer entering the season, set the club's single-season stolen base record with 45 and might have had more had he not been injured the last two weeks of the year.

As was the case every year in the Rangers-era, the Pelicans were not too shabby on the hill either. The Pelicans placed a league-best and franchise record eight players on the mid-season All-Star team, three of whom were pitchers: starters Andrew Faulkner and Alex "Chi Chi" Gonzalez, and reliever Alexander Claudio joined position players Alfaro, Beck, Gallo, Garia and Williams. Faulkner spent most of the year near the top of the league in wins (10) and ERA (2.07), and did not allow a home run until his final High-A start on July 21, the latest of any qualifying pitcher in Minor League Baseball. Gonzalez took a no-hitter into the fifth inning on multiple occasions, and Claudio was dominant during 2015. He finished the season in Arlington with the Texas Rangers, marking only the second time that a player spent time with both the Pelicans and the Rangers in the same season.

The staff was second in the league in ERA for the year (3.43), and the bullpen blew just 14 saves all season, anchored by Jose Leclerc (14-for-16 in saves) and Abel De Los Santos (8-for-9).

The Pelicans ran away with the first half crown with a 44-24 record, 11 games up on second-place Salem. As was often the case during the four-year run with the Rangers, promotions hurt the Birds in the second half.



Despite the promotions of Gallo (June 8), Keone Kela (May 10), Odubel Herrera (May 12), Gonzalez (June 8), Will Lamb (June 16), Claudio (June 25), Hanser Alberto (July 4), Alfaro (August 4) and Nick Williams (August 15), the Pelicans scratched and clawed their way to the second-half title. It was only the third time that the Pelicans had won both the first and second halves (2000, 2008), and they did it by finishing the season without their top three home run hitters, and three of their top five RBI producers.

The Pelicans avenged their 2014 series loss to Salem despite a heartbreaking Game One loss in extra-innings on a controversial home run call.

After winning back-to-back games to beat Salem 2-1 in the series, the Birds opened with a win against Potomac in the Mills Cup Championship Series. However, the P-Nats tied things up at one game apiece before heading back to Virginia for the final three games. There, Potomac outpaced the Pelicans in 12-7 and 5-1 wins to take the series, 3-1.

The 2014 year also saw a near-record number of former Pelicans make their big league debuts. Second to only the 2005 season (14), 2014 featured 13 Pelicans to make the Show for the first time.



*Luke Jackson dominated the Carolina League in 2013 on his way to an August promotion to Double-A.*

## 2015

The Pelicans' first year as a Cubs affiliate was a hit throughout the Grand Strand. Myrtle Beach captured the first-half Southern Division title en route to the best regular season record in the Carolina League by six games. The campaign culminated with a Mills Cup Championship for the first time since 2000, the Pelicans' third total and second outright title.

A wobbly April left Myrtle Beach at 10-9, but eventual Carolina League Manager of the Year Mark Johnson was able to steady the club's path as soon as the calendar flipped to May. The Pelicans began the month by winning 13 of the 16 games, including each the first five contests. Myrtle Beach finished the month 21-7 behind a torrid pitching staff backed by an airtight defense; the Pelicans surrendered more than four runs in just seven contests throughout the month, including each of the last 11.

That would prove to be a theme throughout the season. Myrtle Beach finished with a 3.01 ERA, the club's best since their 2000 championship season and the Carolina League's top mark since at least the 2005 season. Pelicans pitchers surrendered just 1035 hits in 2015 (7.9 H/9), the fewest among any team in the circuit. Myrtle Beach also issued only 339 walks in 1183.0 innings (2.6 BB/9), the second-fewest among any staff in the Carolina League.

At the forefront of the effort were a pair of Mid-Season All-Stars in Duane Underwood Jr. and Jonathan Martinez. The latter led the league in ERA at 2.56, surrendering just 82 hits in 116.0 frames to post a 9-2 record. Underwood Jr. finished 6-3 with a 2.58 ERA. Right-hander Jen-Ho Tseng also finished in the top 10 in the league in ERA at 3.55, registering a 7-7 record in 119.0 innings.

Myrtle Beach also received outstanding starting performances from Paul Blackburn (7-5, 3.11 ERA), Tyler Skulina (3-6, 3.11 ERA) and Daury Torrez (10-6, 3.75 ERA), but the staff's dominance was truly an amazing display of depth. Jasvir Rakkar (2.98 ERA) finished second in the league with 16 saves, and all but one of the 20 pitchers who tossed at least 15.0 innings posted an ERA below 4.00, with 13 compiled marks below 3.00.

While the club's pitching and defense starred, the Pelicans' patient offensive approach helped knock out talented starters early from games to reach the underbelly of opponents' bullpens. Myrtle Beach scored the second-most runs in the league (581) while also ranking second in both on-base percentage (.333) and slugging percentage (.365).

Mark Zagunis earned both Mid-Season and Postseason All-Star nominations, finishing second in the league in both OBP (.406) and walks (80), third in runs scored (78) and eighth in batting average (.271). Utility man Chesny Young also earned Postseason All-Star honors by being setting a Carolina League record with a 44-game on-base streak from June 6 through July 25. Young was the only player in the circuit to post an average above .300 at .321, 24 points higher than the second-place hitter. He finished second in total plate appearances per strikeout (10.27), third in OBP in .394 and in a tie for third in hits (129).

Jacob Rogers finished in the top-five in the league in home runs (12), batting .249/.347/.399 while Jeimer Candelario hit .270/.318/.415 in 82 games before earning a promotion to Double-A Tennessee.

The Pelicans sailed to the first-half division title with a 41-28 record. They went 40-29 in the second half to finish in second before taking care of Winston-Salem with a pair of one-run victories in Games 2 and 3 of the Southern Division Championship Series.

Myrtle Beach earned another one-run victory of Wilmington in Game 1 of the Mills Cup Championship Series before blanking the Blue Rocks 2-0 in Game 2. With Game 3 tied 2-2 with two outs in the bottom of the ninth, Pin-Chief Chen rolled a walk-off single to left to give the Pelicans a series sweep and their first championship in 15 seasons.

## 2016

Myrtle Beach's second season as a Cubs affiliate was just as big of a hit as their first, with the Pelicans becoming the Carolina League's first outright back-to-back champions since the Winston-Salem Spirits, who were also a Chicago Cubs affiliate at the time, did so in 1985-86. In addition to earning the fourth title in Pelicans history, the Birds participated in their third consecutive Mills Cup Championship series, the Carolina League's longest run since Frederick went to three straight Mills Cup Finals from 2005-07.

Making the postseason for the sixth straight year took some heavy lifting. On July 21, the Pelicans found themselves with a 49-48 overall record. Three days later, right-hander Zach Hedges, who posted a sparkling 2.89 ERA in 16 starts, was promoted to Double-A Tennessee. On that same day, Myrtle Beach scratched shortstop Gleyber Torres and center fielder Rashad Crawford from the lineup. Both those key, up-the-middle players were traded on July 25 in a package that netted the Cubs left-hander Aroldis Chapman.

Despite losing three of their best players, the Pelicans took off. After the 24th, including the postseason, the Birds went 38-11 (.776). Myrtle Beach's 46-23 second half record was their best in club history and tops in the league in any half since Kinston went 47-23 in the first half of the 2006 campaign. The Pelicans' second half Southern Division Championships marked their fourth straight season with at least one division title and helped Myrtle Beach to their sixth consecutive winning season at 82-57.



*Despite only 58 games in the Carolina League, third baseman Joey Gallo captured the league's MVP, joining Marcus Giles (1999) as the only Pelican to win the award.*



During their second half ride, the Pelicans enjoyed arguably their most successful month in club history. Myrtle Beach finished August with a 22-5 record, their most victories in any month of recorded Pelicans history (through the 2005 season). In fact, the Birds tied with Short Season Class A Eugene, also a Cubs affiliate, for the best record in all of professional baseball during the month. Finishing behind the pair of Cubs affiliates was the Cubs themselves, with a mark of 22-6.

Myrtle Beach nipped Salem 2-1 in a decisive Game 3 of the SDCS for a berth in the Mills Cup Championship Series with the Lynchburg Hillcats. After losing Game 1 by a score of 4-3 in 12 innings, the Pelicans won 8-3 in Game 2 to even up the series. The Birds' pitching was masterful in a 7-0 shutout in Game 3, which put them on the precipice of their second straight title. In Game 4, right-hander James Pugliese whiffed seven in 4.1 scoreless innings of relief, and a three-run seventh inning propelled Myrtle Beach to a 5-3 win and the Mills Cup title.

Strong pitching and defense were constants for the Pelicans throughout the 2016 campaign. The Pelicans finished with the Carolina League's best ERA (3.47), while also issuing the fewest walks (411) and allowing the fewest home runs (65) and the second-fewest hits (1,176). Right-handed starter Trevor Clifton took home a number of honors, including both the Carolina League and Chicago Cubs Minor League Pitcher of the Year. The Maryville, Tenn., native led the circuit in ERA at 2.72, nearly a full run better than second-place Jordan Stephens of Winston-Salem. Clifton also paced the league in batting average against (.225) and WHIP (1.16) while coming in third in strikeouts (129). Among starters, the right-hander also placed third in strikeouts per nine innings (9.8).

The Pelicans were led offensively by first baseman Yasiel Balaguert and infielder David Bote. The former finished the season with 96 RBIs, the most ever in a campaign for a Myrtle Beach hitter. Over the year's final 49 games, including the postseason, Balaguert batted .318/.360/.521, driving in 41 runs. The Chicago Cubs' Minor League Player of the Month for August, Bote led all of the organization's farmhands with a .367 average and 16 runs scored during the month. His 15 extra-base hits were tied for the most in the system. The Longmont, Colo., native closed the regular year riding a 27-game on-base streak, the longest of any Pelican during the season, batting .365/.434/.583 with 21 RBIs during that stretch. He only continued to rake in the postseason, batting 15-for-26 (.577/.677/.769) with nine RBIs in seven playoff games en route to winning the Carolina League's postseason Most Valuable Player award.

The 2016 season also saw some special moments with Pelicans alumni. On May 17, the Atlanta Braves



*A walk-off single by Pin-Chieh Chen gave the Pelicans a sweep in the Mills Cup Championship Series over Wilmington and their first championship since 2000.*



named former Myrtle Beach skipper Brian Snitker their interim manager, making Snitker the first former Pelicans skipper to pilot a club in The Show.

## 2017

While their 2017 campaign did not end in a championship, Myrtle Beach did tie a Carolina League record with their seventh consecutive postseason appearance.

On May 24, the Pelicans were just 23-22, sitting in third place in the Southern Division, 4.0 games behind Buies Creek. The Birds then went on to rattle off 17 victories in 21 games to win the division, becoming the first team in all of Minor League Baseball to clinch a postseason spot with their 3-0 triumph over Frederick on June 14.

The Birds wound up finishing with the circuit's best first-half record at 43-27. However, Myrtle Beach cooled considerably in the second half, with the club's 30-40 mark tying for the league's second-worst record over the final 70 games. Still, though, the Pelicans registered their seventh consecutive winning season with a 73-67 overall record.

Nonetheless, the second half still had several memorable moments. On August 24, the Pelicans edged Down East 5-4, marking the 2,000th victory in manager Buddy Bailey's legendary career. That triumph made the Madison Heights, Va., native the 11th minor league skipper to ever reach the 2,000-win plateau, and the first since Johnny Ligon did so during the 1990 campaign with the High-A Lakeland Tigers.

Just a few weeks later, with Hurricane Irma bearing down on the southeastern United States, the Carolina League shortened the Mills Cup Playoffs, canceling the Mills Cup Championship Series. Thus, the circuit's title would be split between the winners of the now-best-of-three Southern Division Championship Series and Northern Division Championship Series.

Just before Game 1 of the SDCS, the Chicago Cubs announced that star catcher Willson Contreras would begin an injury rehabilitation assignment with the Pelicans. Contreras wound up going 1-for-4 over two games, but it wasn't enough for Myrtle Beach, which was swept 2-0 by Down East in the rain-shortened series to end the season.

Thirteen different former Pelicans would make their major league debut during the 2017 campaign, tied for the second-most in a single season in club history (2014, 14). That included right-hander Dillon Maples, who began the campaign on Myrtle Beach's Opening Day roster. The Sanford, N.C., native became the first Myrtle Beach alumnus since Alex Claudio in 2014 to play for the Birds and make his debut in The Show in the same season.



*Trevor Clifton was named both the Chicago Cubs' and the Carolina League's Pitcher of the Year.*



## 2018

All good things must come to an end, and it was an impressive streak that concluded in 2018 as the Birds failed to make the playoffs for the first time since 2010. After tying the Carolina League record with seven-straight appearances in the postseason in 2017, it was a struggling offense that held the Pelicans back in the franchise's 20th season.

The Myrtle Beach offense set nine new lows in the history of the Pelicans, including batting average (.232), hits (1,013), runs (468), at-bats (4,360), total bases (1,393), doubles (173), home runs (55), extra base hits (249) and RBIs (409). The offensive woes were somewhat offset by a stellar pitching staff that managed a 3.51 ERA, which placed third in the Carolina League.

In terms of the pitching staff, the highlight of the season was an incredible performance by Keegan Thompson on June 14. On a Thursday night in Myrtle Beach, Thompson threw seven brilliant, perfect innings with eight strikeouts. Due to a high pitch-count, he was removed from the game after the seventh, but that did nothing to diminish the dominance that he displayed on the hill in Pelicans Ballpark.



*Keegan Thompson threw seven perfect innings on June 14th before being removed due to a high pitch count.*

While mound saw most of the highlights for the Pelicans in 2018, there were plenty from the bats as well. On May 29th, Tyler Alamo broke a 2-2 tie in the bottom of the 10th inning against Winston-Salem with a walk-off grand slam. It marked the third straight season that the Birds had knocked a grand slam against the Dash. That was one of six walk-off wins for the Pelicans in 2018.

The Pelicans were paced on the offensive side by catcher Jhonny Pereda, who burst on the scene to hit .272/.347/.363 over the course of 122 games. Coming into the season, Pereda had only started 149 games at catcher over his last four seasons.

Pelicans' manager Buddy Bailey, who convinced the Cubs to let the catcher start in Myrtle Beach over going back to South Bend, started him behind the plate 83 times, and it paid off. The 23-year-old threw out 38 percent of base runners to go along with his stellar

offensive numbers.

Pereda was one of three mid-season All-Star selections for the Pelicans, with the other two being top-Cubs prospect and shortstop Aramis Ademan and reliever Tyler Peyton.

On the hill, Tyson Miller (3.54 ERA) and Alex Lange (3.74) placed sixth and seventh, respectively, in Carolina League ERA over their 23 starts apiece. Miller led the league in strikeouts (126), WHIP (1.09) and batting average against (.220) on the season.

Even with the strong staff, the Pelicans finished seven games out of first place in the first half and 15.5 out in the second half.

On the major-league side of things, seven former Pelicans made their way up to Chicago and other big league teams. Billy McKinney (New York Yankees), Pedro Araujo (Baltimore Orioles), David Bote (Cubs), Gleyber Torres (Yankees), Duane Underwood Jr. (Cubs), James Norwood (Cubs) and Ryan Cordell (Chicago White Sox) all made it to The Show in 2018.

## 2019

After their streak of seven-consecutive postseason appearances was snapped during the 2018 season, the 2019 Pelicans faltered again and finished with the second fewest wins in club history. Myrtle Beach finished with a record of 55-81 and for the second straight season they finished ninth in the Carolina League. It was the first time since the 2009 and 2010 seasons in which the Birds failed to make the postseason in consecutive seasons.

The Pelicans set new franchise lows in batting average (.227), hits (972) and at-bats (4274), but their struggles on the offensive side were slightly offset by the pitching staff, especially in the second half. After the All-Star break the Pelicans' pitching staff was bolstered by promotions from Low-A South Bend and collected an ERA of 3.48 which ranked sixth in the league.

One standout on the mound was Jack Patterson who began the year in the Midwest League but was promoted to Myrtle Beach on July 5 and was brilliant. The southpaw delivered a historic run in which he made five starts with the Pelicans and did not give up an earned run in the 23.2 innings that he pitched. He continued that run after his promotion to Double-A Tennessee and ended up throwing 35.0 innings without being charged with an earned run.

The Pelicans were also given a major spark by the flamethrowing Brailyn Marquez, the Cubs' top pitching prospect who matched the temperatures in the month of August with his blistering fastball. In his Myrtle Beach debut, Marquez threw 13 pitches in the first inning, 12 of which were over 100 miles per hour. The lefty held opponents to a .214 batting average against and held a 1.71 ERA in his five appearances with the Birds.

Myrtle Beach was also treated to the loud home runs that Miguel Amaya provided throughout the summer. The Cubs' No. 1 catching prospect displayed his power as he mashed 11 homers and 24 doubles in 99 games. Not only was Amaya fun to watch at the plate, he was equally electric behind the plate as well. The 20-year-old threw out 46 runners, which ranked second in all of Minor League Baseball. Amaya was one of four players in the league to be selected to participate in the SiriusXM Futures Game held in Cleveland, OH during Major League Baseball's All-Star weekend.

One of the most memorable moments of the season came in an early May game against the Salem Red Sox. The Pelicans beat the Sox 12-2 that night, but it was a defensive web gem from the Pelicans' pitcher Javier Assad that was the star of the game. On a bunt up the first base side, Assad ran off the mound to field the ball, but when the baseball popped out of his glove, he instinctively kicked the ball to Cam Balego at first to record the out. The play was the No. 2 play on Sportscenter's Top 10 Plays the following day.

Assad was one of four Pelicans selected to the Mid-Season All-Star game which was held in Frederick. Pitchers Jesus Camargo and Paul Richan and catcher Tyler Payne were the other three representatives from Myrtle Beach.

The Pelicans received a boost offensively in early August when the Chicago Cubs assigned utility man Ben Zobrist to rehab in Myrtle Beach. During his three-game stint, Zobrist launched two home runs and was a vital influence in the clubhouse.

## CAROLINA LEAGUE CHAMPIONS

*1999	Myrtle/Wilmington	2006	Kinston	2013	Salem
2000	Myrtle Beach	2007	Frederick	2014	Potomac
2001	Salem	2008	Potomac	2015	Myrtle Beach
2002	Lynchburg	2009	Lynchburg	2016	Myrtle Beach
2003	Winston-Salem	2010	Potomac	2017	*Down East/Lynchburg
2004	Kinston	2011	Frederick	2018	Buies Creek
2005	Frederick	2012	Lynchburg	2019	Wilmington
2021	Charleston **	2022	Charleston	2023	Charleston
2024	Fredericksburg				

\*Hurricane Floyd

\*\*Low-A East





## 2021

Minor League Baseball and the Myrtle Beach Pelicans returned to the ballpark following the cancellation of the 2020 season due to COVID-19. The Pelicans finished two games under .500 at 59-61 in the newly formed Low-A East league, finishing second in the South Division.

2021 saw multiple changes to the schedule, including a 120 game slate and six-game series, taking place from Tuesday through Sunday. After competing in the Carolina League from 1999-2019, the Pelicans matched up against new South Division opponents, including the Augusta GreenJackets, Columbia Fireflies, and eventual champions Charleston RiverDogs for 90 of the 120 games. The Pelicans also played series against other teams from around the Low-A East and former Carolina League teams, including the Lynchburg Hillcats, Salem Red Sox, Down East Wood Ducks, and Fayetteville Woodpeckers.

For the first time under Cubs affiliation, the Pelicans saw an entirely new team come to Myrtle Beach, with each player on the roster wearing the Pelicans uniform for the first time. This was also the Pelicans' first season at the Low-A level with the Cubs, after being the Advance A affiliate of the Braves, Rangers, and Cubs from 1999-2020.

As a team, the Pelicans struggled on the hitting side for a majority of the season. Myrtle Beach posted a .229 batting clip for the year, ranking ninth out of 12 Low-A East teams. The pitching staff was more consistent through the summer, as the Pelicans held a 4.39 team ERA and 1,215 strikeouts, a number that ranked fourth in the league.

DJ Herz anchored the Pelicans' pitching staff with a 3.53 ERA through 65 2/3 innings and a team-leading 105 strikeouts in his 17 starts. After receiving a promotion to High-A South Bend in September, Herz was named the Vedic Himsl Cubs Minor League Pitcher of the Year at the conclusion of the season.


After a slow start to the season, outfielder Jordan Nwogu turned up the heat in the later months of the summer to lead the Pelicans with 10 home runs for the season. The Cubs 2020 3rd round draft pick hit just .147 in the first two months of the season before hitting .288 over July, August, and September with eight homers and 36 RBIs.

The roster was also highlighted by the 16th overall pick in the 2020 MLB draft, shortstop Ed Howard. Despite low batting numbers in his first season of professional baseball, Howard dazzled in the field playing shortstop and second base in 80 games.

Following an over 600 day absence, baseball returned to Pelicans Ballpark on May 11th for the home opener against the Augusta GreenJackets. The Birds rallied for three runs in the bottom of the eighth to take a 4-2 comeback victory in front of over 3,000 Grand Strand fans. The first home series of the season concluded with the only walk-off home run of the year, as first baseman Matt Mervis launched a three-run big fly over the right field wall in the 10th inning to take down Augusta 9-7 on Sunday, May 16th.

The following month, the Pelicans recorded just the second no-hitter in franchise history and first since 2012 with a 5-0 win at Columbia on June 23rd. Herz started the game and lasted five innings with seven strikeouts to pick up his first win of the season. Jeremiah Estrada, Bailey Reid, and Danis Correa held the Fireflies hitless with Pablo Aliendo behind the plate.

*DJ Herz was named Vedic Himsl Cubs Minor League Pitcher of the Year in 2021 after tallying 105 strikeouts for the Pelicans. (Larry Kave/Myrtle Beach Pelicans)*



One of the most exciting moments at Pelicans Ballpark came on August 10th, as the Pelicans came from five runs down to defeat the Charleston RiverDogs 6-5. Following a two-run double to tie the game in the ninth, Yohendrick Pinango stole third on the first pitch of the next at-bat. After the throw to third went wild into left field, Pinango broke for the plate into a swarm of teammates to grab the Pelicans' seventh consecutive win. The victory launched Birds' manager Buddy Bailey into fourth place all-time with 2,186 career victories as a Minor League Baseball manager.




*The Pelicans posted a 12-3 victory over the Down East Wood Ducks on the Fourth of July in 2021*

In the return to Minor League Baseball, the Pelicans recorded four sellouts, with two coming on the Fourth of July weekend. In front of 6,599 fans, the Pelicans blew out the Down East Wood Ducks 12-3 on Independence Day, with the home crowd being treated to a postgame fireworks show.

## PELICANS' ATTENDANCE

Year	Total	Average
2005	198,092	2,871
2006	200,152	3,079
2007	215,059	3,117
2008	242,397	3,565
2009	238,287	3,610
2010	223,176	3,282
2011	213,200	3,280
2012	220,273	3,288
2013	222,406	3,370
2014	241,026	3,652
2015	240,357	3,877
2016	227,491	3,500
2017	233,126	3,587
2018	219,589	3,327
2019	226,247	3,377
2021	202,272	3,487
2022	252,213	3,821
2023	268,600	4,197
2024	249,349	3,958



*In 2017, manager Buddy Bailey became the 11th minor league skipper to reach 2,000 career victories. Bailey moved into 4th place all-time with his 2,186th win in 2021.*



## 2022

The 2022 season in Myrtle Beach was one that will be remembered as one of the best in franchise history. A number of top prospects in the Cubs organization created many incredible moments that led to the Pelicans' first postseason appearance since 2017.

The Carolina League title returned to the division after competing under the "Low-A East" tag in 2021. The league was restructured to two divisions, while also bringing back a season split into halves, each at 66 games apiece. With that saw the return of a divisional playoff round before the championship, with the first and second-half winners meeting for a best-of-three series to decide the North and South Division representatives for the championship. The Pelicans were placed in the South Division along with Augusta, Charleston, Columbia, Fayetteville, and Kannapolis.

In their eighth year being a Cubs affiliate, the Pelicans' Opening Day roster contained two of the top six Cubs prospects by MLB Pipeline in James Triantos and Pete Crow-Armstrong. 20 former Birds were also slated to return to the beach to make up the 2022 squad, led once again by Buddy Bailey, who led the ship for his fifth season in Myrtle Beach.


Offensively, the Pelicans had one of their best seasons in recent memory with a .253 batting average as a team, ranking second in the Carolina League. Their 113 home runs also trailed just Charleston (120) and were their most in a season since 2009 (114). 2022 saw the breakout of Kevin Alcantara, who ended the season as a top 100 prospect by MLB Pipeline. Alcantara led the Birds in home runs (15) and RBI (85) while playing 112 games, mostly in centerfield.

Crow-Armstrong also made a significant impression on the beach, making his Cubs affiliate debut after being acquired in the Javier Baez trade in the summer of 2021. Crow-Armstrong, nicknamed "PCA", played 38 games across April and May and ended his Pelicans tenure with a .354 batting average and 1.000 OPS, with seven home runs and 13 stolen bases. Crow-Armstrong ended the 2022 season as the top ranked prospect in the Cubs system and made an appearance in Los Angeles for the MLB All-Star Futures Game.

It was a tale of two halves for the Pelicans' pitching staff, as many starters received a promotion to High-A South Bend in the second half. Leading that starting rotation was Luis Devers, who ended his tenure in Myrtle Beach with a 2.58 ERA and a 9-3 record after pitching just over 66 innings. Devers ended the 2022 season as the Vedic Himsl Cubs Minor League Pitcher of the Year.

The Pelicans ended the first half as the leaders of the Carolina League in ERA (3.03), WHIP (1.24), and shutouts (8). Those numbers slipped in the second half, as the Birds posted a 4.84 ERA through 65 games to rank 11th in the league. Their 345 walks also ranked as the second most in the league for the second half. For the season, the Pelicans struck out 1,393 batters, the most in franchise history.

Another pitcher that led the staff throughout the whole season was Tyler Santana. Santana started eight games and came out of the bullpen in 16. His 11 wins ranked eighth in franchise history and he led the Birds with a 2.28 ERA through 98 2/3 innings. The 2021 undrafted free agent racked up the Carolina League Pitcher of the Month award for July to add to his productive season.



*After being acquired for Javier Baez in a trade with the Mets in 2021, outfielder Pete Crow-Armstrong made his Cubs organization debut with the Pelicans, playing 38 games and hitting seven home runs with a .354 batting average. (Larry Kave/Myrtle Beach Pelicans)*



For the second straight season, the Pelicans began the year in Charleston to face the defending champions. Returning Pelican Tyler Schlaffer started game one and gave up a two-run home run in the first inning, as the RiverDogs went on to take the Opening Night game 5-2. In their return to Pelicans Ballpark, the Pelicans played an exciting six-game series with the Augusta GreenJackets that included three walk-off wins. In the home opener, the Pelicans and GreenJackets went through 11 innings without scoring a run, before Augusta went up 1-0 in their half of the 12th. The Pelicans answered back with a run to tie the game in the bottom of the 12th, and Alcantara came up with one out and runners on the corners. In his first game as a Pelican, Alcantara lined a single to left-center that scored the winning run, and the Pelicans walked off winners in their first home game on the night of Tuesday, April 12th.

On the first day of May, the Pelicans did something that had never been done at Pelicans Ballpark before. Walker Powell, Adam Laskey, and Jake Reindl, all pitchers who had returned from the 2021 season, combined for the first-ever no-hitter thrown by the Pelicans at home as the Birds won 8-0 over the Columbia Fireflies. It was the team's second no-hitter in back-to-back years, both against Columbia, and the third nine-inning no-hitter in franchise history. That kickstarted an incredible month of May, as the Pelicans won 19 of their 26 games, including a franchise-record 12-straight, to put them in front of the Carolina League South Division standings.



*The Pelicans celebrate after throwing a no-hitter on May 1, 2022 against the Columbia Fireflies. (Ellen Sheehan)*

Heading into the 66th and final game of the first half, the Pelicans held a one-game lead over the RiverDogs to secure a playoff spot. Playing in Kannapolis, the Pelicans needed a win or a Charleston loss to clinch the title. If both teams won, the RiverDogs held the tiebreaker. As the Pelicans fell behind to the Cannon Ballers, the RiverDogs mounted an improbable comeback on the Fireflies and won on a walk-off home run to keep their playoff hopes alive. The Pelicans scored six combined runs in the seventh and eighth innings to take a lead on the Cannon Ballers, only for Kannapolis to even the score in the ninth to send the game to extras. In their half of the 10th, the Pelicans scored one as Ethan Hearn plated Ezequiel Pagan on a groundout to give Myrtle Beach an 8-7 lead. Reliever Johzan Oquendo retired the side in order to give the Pelicans a first-half title and their first playoff appearance since 2017. The Birds ended the first half with a franchise record 47 wins to just 19 losses.

On the final day before MLB's All-Star break, the Pelicans again threw a no-hitter at home, this time against the Fayetteville Woodpeckers. Schlaffer threw the first three innings and was backed up by Luis Angel Rodriguez, Gregori Montano, Angel Hernandez, and Alfredo Zarraga as the Pelicans went on to win 5-0. The pitching staff combined for 16 strikeouts in the final game of the series.




*The Pelicans combined for their second no-hitter of the season on July 17 against the Fayetteville Woodpeckers (from left to right, Alfredo Zarraga, Gregori Montano, Ethan Hearn, Angel Hernandez, Tyler Schlaffer, Luis Angel Rodriguez)*



As the promotions to High-A continued for the Pelicans, the young team faded in August, posting just a 9-17 record through the month. Charleston went on to take the second-half title in the division, setting up a divisional round between the two rivals, separated by just two hours.

Game one took place in Charleston on September 13th. In front of their hometown crowd, the RiverDogs jumped out to a 3-0 lead, putting two of those runs on Pelicans' starter Grant Kipp. Myrtle Beach scored their only run on a solo homer by Alcantara in the top of the sixth, but the RiverDogs poured it on with a three-run bottom of the seventh to win the opener 6-1. The series turned back to Myrtle Beach two days later in front of a crowd of over 4,000. After both teams scored two in the opening frame, the RiverDogs plated five in the top of the fourth and three in the top of the eighth to build a 10-2 advantage. A late rally would fall short as the Pelicans were eliminated with a 10-6 game two loss. Charleston went on to sweep the Lynchburg Hillcats in two games to win their second straight league title.

Overall, the Pelicans saw a total of 19 players promoted through the season, with many of them capturing a Midwest League title with the South Bend Cubs. Myrtle Beach racked up two Carolina League weekly awards, one Carolina League monthly award, and five Cubs organization monthly awards. The Birds mounted 35 comeback victories and walked-off winners in six games. Their 78-53 record contained their most wins since the 2016 season.



*The Pelicans line up for game two of the Carolina League South Division series against the Charleston RiverDogs. It was the first playoff appearance for Myrtle Beach since 2017. (Larry Kave/Myrtle Beach Pelicans)*

## 2023

2023 marked the 24th season in franchise history and the Pelicans' eighth under the Chicago Cubs affiliation. The success continued in Myrtle Beach, as the Birds reached the postseason for the second straight year and topped the Carolina League in the regular season with a 75-55 overall record.

Playing their third season at the Single-A level, the Pelicans Opening Day roster was highlighted by 2022 Cubs' first-round pick Cade Horton, along with top prospects Cristian Hernandez, Moises Ballesteros, and Pedro Ramirez. 20 former Pelicans also returned to the beach, in a group led by Buddy Bailey, who returned as the Birds' manager for his sixth season.

The Pelicans posted a strong season offensively, leading the league with a team batting average of .253. The lineup also led the league in slugging percentage (.382), OPS (.719), and blasted the most home runs with 104. Eight of their homers were grand slams, setting a new single-season franchise record. Reivaj Garcia claimed the Carolina League batting title at the end of the year, posting a batting average of .306. Felix Stevens belted a team-leading 13 home runs, all hit in the first half, to rank sixth in the league.

After finishing the 2022 season in Myrtle Beach, Ballesteros spent the first half of 2023 with the Pelicans before finishing out in Double-A Tennessee. Through 56 games, the 19-year-old from Venezuela hit eight home runs and finished with a .274 average. The catcher, who also spent time as the designated hitter and first baseman, was named the Buck O'Neil Cubs Minor League Player of the Year at the conclusion of the season.



*After hitting .274 with eight home runs in 56 games for the Pelicans, Moises Ballesteros was named the Buck O'Neil Cubs Minor League Player of the Year in 2023. (Larry Kave)*

In the beginning of the season, the Pelicans' pitching staff was built up of mostly returning players. After being signed as an undrafted free agent out of Wingate in 2022, starting pitcher Brody McCullough dominated through 12 starts with a 2.86 ERA and 74 strikeouts through 50 1/3 innings. Nick Hull and Grant Kipp also impressed in their starts after making their Pelicans debuts in 2022. In the second half, reliever Jose Romero found his groove by allowing just two earned runs across the final two months of the season.





While his stay in Myrtle Beach was short, Horton proved why he was the seventh overall pick in 2022. The right-hander started four games and allowed just two runs across 14  $\frac{1}{3}$  innings. Horton struck out 21 batters with just four walks in a Pelicans uniform, before finishing his first full season in Double-A Tennessee. The Oklahoma native was named the Vedio Himsl Cubs Minor League Pitcher of the Year following his campaign.

After striking out a franchise record 1,393 batters in 2022, the Pelicans sat down 1,369 batters in 2023, ranking second in the Carolina League. Despite the high strikeout numbers, the Birds walked the most batters in the Carolina League with 711, a franchise record. The pitching staff kept the ball in the park, giving up just 52 home runs throughout the season, the least in the league.



*Cade Horton was named the Vedio Himsl Cubs Minor League Pitcher of the Year in 2023. (Larry Kave)*

For the first time since 2019, the Pelicans opened their season in Myrtle Beach as the Charleston RiverDogs came to Pelicans Ballpark to kick off the year. Opening night ended with a 6-2 loss, but the Pelicans bounced back the next night for a 13-1 victory courtesy of a six RBI night from Andy Garriola.

Horton made his lone Pelicans Ballpark start on April 19th against the Augusta GreenJackets, striking out seven through four hitless innings. A few weeks later, 2022 Cubs' second-round pick Jackson Ferris made his Pelicans debut in Columbia on May 5th. Ferris passed his first test with flying colors, striking out seven of the 10 batters he faced through three no-hit innings in his Cubs organization debut.

It was a slow start on the Grand Strand, as the Pelicans began the season 17-19 and found themselves toward the bottom of the Carolina League South Division standings. A doubleheader sweep on May 20th over the Augusta GreenJackets started the fire, as the Birds went on to win 19 of their next 25 games to climb up to the top of the standings. They hosted the Fredericksburg Nationals on Sunday, June 18th, with a chance to clinch the first-half title at home. In front of over 6,000 fans, Myrtle Beach grabbed the lead in the fifth and went on to win 8-2, clinching their second consecutive Carolina League South Division first-half title and 13th playoff appearance in franchise history.



*The Pelicans clinched their second consecutive Carolina League South Division First-Half championship with an 8-2 win over Fredericksburg on June 18th.*

Despite losing their two power bats in Ballesteros and Stevens after the clinching victory, the Pelicans reloaded to continue their winning ways in the second half. At just 18 years old, shortstop Jefferson Rojas received the call up to Myrtle Beach in June and hit .322 through his first month. Rojas would finish the year with seven home runs and 31 runs batted in, and ranked 11th on the Cubs' top prospect list.

The second half continued to provide exciting moments, with left-handed starter Marino Santy tossing a rain-shortened five-inning no-hitter on July 23rd against the Columbia Fireflies. With the Kannapolis Cannon Ballers in town, the Pelicans grabbed walk-off wins on three straight nights from August 22-24th. They finished the second half with a 36-29 record and finished second in the south division behind Charleston, setting up a rematch of the South Division Championship round of 2022.

It was a pitcher's duel in game one in Charleston on September 12th, as the RiverDogs grabbed an early advantage with a 2-1 win. The series returned to Myrtle Beach, where the Pelicans took home their first playoff victory since 2016 with a 3-0 shutout. Kevin Valdez struck out nine batters through four innings out of the bullpen, and Ramirez hit a solo home run in the fourth. After forcing a game three, the Birds fell short in an 18-4 loss the next day, sending Charleston to the championship, where they'd win their third straight Carolina League title.

12 players were promoted throughout the season, with Ballesteros and Horton winning the Southern League title with Double-A Tennessee. The Pelicans collected six Carolina League weekly awards, and Brian Kalmer was named the Carolina League Player of the Month for August. The Birds came from behind to win 32 games and walked-off winners eight times. Their winning percentage of .577 led the Carolina League for the first time since 2015.



*Jose Romero celebrates after the Pelicans won their first playoff game since 2016. (Larry Kave)*





YEARLY TEAM PITCHING TOTALS

YEAR	W-L	ERA	CG	SHO	SV	IP	H	R	ER	HR	HB	BB	SO	WP	BK
1999	79-60	3.51	0	0	41	1247.1	1056	552	486	95	31	559	1159	88	1
2000	88-52	2.51	8	4	43	1205.2	908	395	336	68	38	382	1089	63	0
2001	71-67	3.36	4	1	39	1205.2	1086	526	450	88	53	347	1102	54	2
2002	79-61	3.20	8	4	37	1212.2	1098	504	431	65	66	392	1010	53	0
2003	56-82	3.63	4	1	20	1190.2	1147	580	480	75	40	493	978	70	0
2004	75-63	3.44	3	1	19	1203.0	1097	533	460	65	51	456	1051	76	0
2005	61-79	4.11	1	0	9	1233.0	1236	661	563	107	45	545	993	104	0
2006	72-68	4.44	6	1	41	1210.0	1229	673	597	99	54	518	872	64	0
2007	59-80	4.44	1	1	37	1215.1	1212	728	599	106	76	652	1005	112	0
2008	89-51	3.48	4	11	51	1230.2	1102	596	476	88	66	493	1080	71	0
2009	53-84	4.67	3	7	33	1185.2	1199	710	615	86	104	574	1062	110	0
2010	58-82	4.00	2	5	28	1249.0	1261	664	555	83	71	449	1104	76	0
2011	72-67	3.32	3	12	40	1240.1	1124	545	458	76	61	389	1179	87	1
2012	74-65	3.28	3	13	36	1227.2	1116	524	447	80	64	390	1111	64	0
2013	77-62	3.71	2	8	35	1211.2	1091	605	499	87	80	535	1105	91	3
2014	82-56	3.43	1	9	40	1223.2	1095	550	466	80	72	564	1044	84	12
2015	81-57	3.01	2	13	43	1183.0	1035	441	395	63	53	339	921	62	6
2016	82-57	3.47	2	14	48	1226.2	1176	545	473	65	54	411	1032	84	10
2017	73-67	3.65	4	16	42	1215.1	1166	583	493	88	72	430	1110	104	5
2018	61-78	3.51	1	16	36	1178.1	1065	565	460	67	65	433	1064	108	7
2019	55-81	3.96	2	10	26	1171.1	1141	585	516	93	65	385	1083	71	15
2021	59-61	4.39	0	7	25	1032.2	925	582	504	104	71	505	1215	127	23
2022	78-53	3.93	0	11	34	1139.2	951	586	498	81	95	609	1393	153	19
2023	75-55	4.07	0	9	32	1124.0	880	582	508	52	116	711	1369	179	46
2024	62-67	4.03	1	10	29	1109.1	906	585	497	58	94	607	1178	179	26

YEARLY TEAM BATTING TOTALS

YEAR	AVG.	AB	R	H	2B	3B	HR	RBI	BB	SO	SB	CS	E
1999	.250	4768	637	1193	240	49	105	578	427	1190	108	54	124
2000	.238	4502	567	1069	225	31	92	503	431	1166	104	57	134
2001	.241	4492	553	1083	221	14	95	512	422	1147	97	72	129
2002	.255	4561	555	1161	218	32	66	501	419	860	136	76	121
2003	.254	4494	506	1142	209	25	68	446	389	914	109	77	118
2004	.256	4518	558	1158	227	32	71	498	397	873	142	73	119
2005	.249	4667	596	1161	248	16	94	538	459	1137	121	76	148
2006	.257	4594	599	1182	223	18	82	551	484	884	152	58	128
2007	.255	4616	583	1178	214	35	82	538	449	970	144	79	148
2008	.260	4678	764	1217	298	35	153	705	518	1019	109	52	173
2009	.245	4519	550	1105	209	23	114	503	353	1063	73	65	166
2010	.238	4733	575	1126	207	36	95	511	416	1070	104	62	154
2011	.256	4737	602	1214	258	34	74	550	427	929	95	55	138
2012	.247	4606	534	1136	215	16	68	472	349	882	113	51	142
2013	.249	4548	621	1134	243	31	64	551	484	1001	132	54	153
2014	.258	4645	683	1200	246	48	111	627	479	1134	154	71	149
2015	.253	4427	581	1118	229	36	66	522	488	866	94	45	84
2016	.254	4617	639	1174	259	41	90	570	531	1075	169	53	124
2017	.252	4621	585	1165	191	24	101	514	410	1079	62	49	135
2018	.232	4360	468	1013	173	21	55	409	447	1052	101	46	155
2019	.227	4272	518	972	190	24	73	463	499	1093	136	75	121
2021	.229	3895	531	892	165	27	73	466	400	1154	71	26	121
2022	.253	4414	746	1115	209	38	113	661	538	1154	124	31	151
2023	.253	4292	655	1088	186	26	104	571	477	1090	191	64	125
2024	.223	4162	581	927	194	38	100	516	554	1349	157	36	149

## 2024

The 25th season of Pelicans baseball brought a series of highs and lows throughout the campaign. Under seventh-year manager Buddy Bailey, the Birds posted a 62-67 record, missing the playoffs for the first time since 2021.

The 2025 Opening Day roster featured many players who returned to the beach, including Cubs' top-30 prospect Cristian Hernandez. His younger brother Alexis also joined him on the roster to begin the season. Overall, 16 former Pelicans started out the season back in Myrtle Beach.

For the second-straight season, the Pelicans blasted the most home runs in the Carolina League, finishing with 100. The power numbers were strong throughout the season as the Birds placed third in the league in slugging percentage (.360), fourth in OPS (.682), and second in triples (38).

Andy Garriola, returning for his second year in Myrtle Beach, led the team and tied for the league lead in home runs with 18 while driving in 72 runs. Garriola's 30 home runs across 2023 and 2024 ranked fourth in Pelicans' history.

After playing for the Pelicans in 2021 and 2022, outfielder Jacob Wetzel spent a majority of the 2024 season in Myrtle Beach after playing 2023 in High-A South Bend. When he was promoted back to High-A at the end of the season, Wetzel left as the Pelicans' franchise leader in games played (266), runs scored (165), RBI (135), and walks (155).



*Andy Garriola led the Pelicans in home runs (18) and RBI (72) in 2024. (Larry Kave)*

The Pelicans struggled on the mound for a majority of the 2024 season, ranking 11th in team ERA (4.03) and walking the second-most batters with 607. Through the first half of the season, undrafted free agent signing Nico Zeglin dominated across 16 games, logging a 1.41 ERA through 38 1/3 innings with just seven walks to 57 strikeouts.

Myrtle Beach's most consistent starter was 2023 undrafted free agent signing Kenten Egbert, who finished the year with a 7-2 record and 3.04 ERA through 23 games. 20-year-old Juan Bello also impressed in his first experience of full-season baseball, posting a 3.21 ERA through his 22 starts.

It was a shaky start for the Birds as they lost 13 of the first 21 games in April. While the wins were few in the first half of the season, exciting moments were still provided. The Pelicans turned a triple play on May 7th against the Augusta GreenJackets, Chris Paciolla delivered a walk-off fielder's choice to secure a victory over the Fredericksburg Nationals in a rare day-game at Pelicans Ballpark on May 15th, and Drew Bowser sent a sellout crowd home happy on Father's Day with a walk-off double on June 16th to beat the Columbia Fireflies. Myrtle Beach finished the first half with a 29-37 record.

The struggles to raise the W flag would continue as the Pelicans endured an eight-game losing streak from June 29th to July 6th in the beginning of the second half. Proving their resiliency, the young prospects rattled off 16 wins in their next 22 games to contend for a second-half title. During this time, Bailey won his 2,391st career game on July 14th to move into third-place all-time on the Minor League Baseball manager win list.



On August 15th, Pelicans’ infielder Eriandys Ramon became the first player in franchise history to collect four doubles in one game in an 8-0 win over Columbia.

The second half also saw the arrival of 2024 Cubs’ first-round pick Cam Smith, who etched his name in the history books by hitting a home run in six consecutive games from August 20th to August 25th in Charleston against the RiverDogs, becoming the first Pelican to do so.



*Cam Smith became the first Pelican to homer in six consecutive games from August 20th to August 25th. (Larry Kave)*

Despite the late-season surge, the Pelicans fell short of a playoff spot in the second half as they finished second in the south division with a 33-30 record.

# POSTSEASON RESULTS

## 1999 CAROLINA LEAGUE SOUTHERN DIVISION SERIES vs. Kinston Indians

DATE	SITE	RESULT	WINNER	LOSER	SAVE	ATT
September 6	MYRTLE BEACH	W, 6-1	Rivera	Drese	Pacheco	2,402
September 7	Kinston	L, 10-7	Brewington	Voyles	Mays	788
September 8	Kinston	W, 5-3	Pacheco	Sabathia	Greene	902

Myrtle Beach wins best-of-three series, 2-1

## 1999 CAROLINA LEAGUE MILLS CUP CHAMPIONSHIP SERIES vs. Wilmington Blue Rocks

DATE	SITE	RESULT	WINNER	LOSER	SAVE	ATT
September 9	Wilmington	L, 1-0	George	Lee	Sonnier	2,145
September 10	Wilmington	W, 2-1	Sobkowiak	Thorn	Greene	2,405
September 12	MYRTLE BEACH	W, 6-0	Rivera	Guerrero	Pacheco	3,277
September 13	MYRTLE BEACH	L, 7-3	Thurman	Corey	None	2,642

With best-of-five series tied 2-2, Myrtle Beach and Wilmington declared co-champions due to Hurricane Floyd

## 2000 CAROLINA LEAGUE MILLS CUP CHAMPIONSHIP SERIES vs. Lynchburg Hillcats

DATE	SITE	RESULT	WINNER	LOSER	SAVE	ATT
September 7	MYRTLE BEACH	W, 2-1	Chavez	Spurling	None	2,123
September 8	MYRTLE BEACH	W, 7-4	Spooneybarger	Padua	Voyles	3,308
September 9	Lynchburg	W, 5-2	Kent	Gonzalez	Voyles	1,258

Myrtle Beach wins best-of-five series, 3-0

## 2002 CAROLINA LEAGUE SOUTHERN DIVISION SERIES vs. Kinston Indians

DATE	SITE	RESULT	WINNER	LOSER	SAVE	ATT
September 4	Kinston	L, 2-1	Sturkie	Aguilar	None	898
September 5	MYRTLE BEACH	L, 5-4	Cooper	Roberts	Pinales	1,807

Kinston wins best-of-three series, 2-0

## 2008 CAROLINA LEAGUE SOUTHERN DIVISION SERIES vs. Winston-Salem Warthogs

DATE	SITE	RESULT	WINNER	LOSER	SAVE	ATT
September 3	MYRTLE BEACH	W, 6-4	Diamond	Long	Tejeda	2,130
September 4	MYRTLE BEACH	L, 6-5	Ely	Rivas	None	1,899
September 5	Winston-Salem	W, 5-1	Rohrbough	Santeliz	None	814
September 6	Winston-Salem	W, 11-5	Reynoso	Dubee	None	650

Myrtle Beach wins best-of-five series, 3-1

## 2008 CAROLINA LEAGUE MILLS CUP CHAMPIONSHIP SERIES vs. Potomac Nationals

DATE	SITE	RESULT	WINNER	LOSER	SAVE	ATT
September 8	MYRTLE BEACH	L, 15-0	Atilano	Diamon	None	1,457
September 9	MYRTLE BEACH	W, 6-4	Rivas	Mandel	Tejeda	1,877
September 11	Potomac	L, 8-7	Wilkie	Butts	None	1,373
September 12	Potomac	L, 8-2	Arnesen	Rohrbough	None	1,314

Potomac wins best-of-five series, 3-1

## 2011 CAROLINA LEAGUE SOUTHERN DIVISION SERIES vs. Kinston Indians

DATE	SITE	RESULT	WINNER	LOSER	SAVE	ATT
September 7	MYRTLE BEACH	W, 4-1	Grimm	Cook	West	1,785
September 8	MYRTLE BEACH	L, 8-6	Murata	Hurley	Guilmette	2,116
September 9	Kinston	L, 7-0	Goodnight	De Los Santos	None	1,140
September 10	Kinston	L, 9-2	Rayl	Gomez	None	877

Kinston wins best-of-five series, 3-1

## 2012 CAROLINA LEAGUE SOUTHERN DIVISION SERIES vs. Winston-Salem Dash

DATE	SITE	RESULT	WINNER	LOSER	SAVE	ATT
September 5	Winston-Salem	W, 4-1	Jackson	Johnson	Rowen	2,324
September 6	Winston-Salem	L, 5-3	Vance	Osborne	Thompson	2,582
September 7	Winston-Salem	L, 9-0	Bassitt	McBride	None	2,898

Winston-Salem wins best-of-three series, 2-1

## 2013 CAROLINA LEAGUE SOUTHERN DIVISION SERIES vs. Salem Red Sox

DATE	SITE	RESULT	WINNER	LOSER	SAVE	ATT
September 4	Salem	L, 1-0	Younginer	McElwee	None	4,047
September 5	MYRTLE BEACH	L, 4-3	Price	McBride	None	2,449

Salem wins best-of-three series, 2-0

## 2014 CAROLINA LEAGUE SOUTHERN DIVISION SERIES vs. Salem Red Sox

DATE	SITE	RESULT	WINNER	LOSER	SAVE	ATT
September 3	MYRTLE BEACH	L, 3-1 (10)	Martin	De Los Santos	None	1,302
September 4	MYRTLE BEACH	W, 4-1	Parra	Light	Leclerc	2,523
September 5	MYRTLE BEACH	W, 5-0	James	Kukuk	None	1,835

Myrtle Beach wins best-of-three series, 2-1



# POSTSEASON RESULTS

## 2014 CAROLINA LEAGUE MILLS CUP CHAMPIONSHIP SERIES vs. Potomac Nationals

DATE	SITE	RESULT	WINNER	LOSER	SAVE	ATT
September 6	MYRTLE BEACH	W, 2-0	Bell	Dickson	De Los Santos	1,501
September 7	MYRTLE BEACH	L, 3-0	Bacus	Payano	Mendez	1,518
September 9	Potomac	L, 12-7	Turnbull	Wolff	None	1,372
September 10	Potomac	L, 5-1	Silvestre	Parra	None	1,632

Potomac wins best-of-five series, 3-1

## 2015 CAROLINA LEAGUE SOUTHERN DIVISION SERIES vs. Winston-Salem Dash

DATE	SITE	RESULT	WINNER	LOSER	SAVE	ATT
September 9	Winston-Salem	L, 2-1	Clark	Underwood Jr.	Goldberg	2,646
September 10	MYRTLE BEACH	W, 4-3	Markey	Almonte	Berg	4,003
September 11	MYRTLE BEACH	W, 4-3	Martinez	Brennan	Garner	2,408

Myrtle Beach wins best-of-three series, 2-1

## 2015 CAROLINA LEAGUE MILLS CUP CHAMPIONSHIP SERIES vs. Wilmington Blue Rocks

DATE	SITE	RESULT	WINNER	LOSER	SAVE	ATT
September 13	Wilmington	W, 3-2 (10)	Berg	Rico	None	1,575
September 14	Wilmington	W, 2-0	Skulina	Junis	Berg	1,582
September 15	MYRTLE BEACH	W, 3-2	Berg	Rico	None	4,108

Myrtle Beach wins best-of-five series, 3-0

## 2016 CAROLINA LEAGUE SOUTHERN DIVISION SERIES vs. Salem Red Sox

DATE	SITE	RESULT	WINNER	LOSER	SAVE	ATT
September 7	MYRTLE BEACH	W, 8-1	Clifton	Kopech	None	2,110
September 8	Salem	L, 5-1	Ball	Morrison	None	3,843
September 9	Salem	W, 2-1	Nance	Pimentel	McNeil	2,336

Myrtle Beach wins best-of-three series, 2-1

## 2016 CAROLINA LEAGUE MILLS CUP CHAMPIONSHIP SERIES vs. Lynchburg Hillcats

DATE	SITE	RESULT	WINNER	LOSER	SAVE	ATT
September 10	MYRTLE BEACH	L, 4-3 (12)	Fitzsimmons	Pugliese	None	1,785
September 11	MYRTLE BEACH	W, 8-3	Norwood	Hartson	None	1,842
September 13	Lynchburg	W, 7-0	Clifton	Lugo	None	1,755
September 14	Lynchburg	W, 5-3	Pugliese	Brown	McNeil	1,848

Myrtle Beach wins best-of-five series, 3-1

## 2017 CAROLINA LEAGUE SOUTHERN DIVISION SERIES vs. Down East Wood Ducks

DATE	SITE	RESULT	WINNER	LOSER	SAVE	ATT
September 7	Down East	L, 4-1	Hernandez	Rucker	Pelham	1,188
September 8	MYRTLE BEACH	L, 2-1 (7)	Martinez	Mills	Williams	3,225

Down East wins best-of-three series, 2-0

## 2022 CAROLINA LEAGUE SOUTH DIVISION SERIES vs. Charleston RiverDogs

DATE	SITE	RESULT	WINNER	LOSER	SAVE	ATT
September 13	Charleston	L, 6-1	Goss	Kipp	-	4,004
September 15	MYRTLE BEACH	L, 10-6	Whittle	Vargas	-	4,005

Charleston wins best-of-three series, 2-0

## 2023 CAROLINA LEAGUE SOUTH DIVISION SERIES vs. Charleston RiverDogs

DATE	SITE	RESULT	WINNER	LOSER	SAVE	ATT
September 12	Charleston	L, 2-1	Rosario	Ferris	-	4,613
September 14	MYRTLE BEACH	W, 3-0	Valdez	Johnson	Romero-	4,614
September 15	MYRTLE BEACH	L, 18-4	Christianson	Santy	-	3,751

Charleston wins best-of-three series, 2-1



The Pelicans' 2016 title marked the first time the Carolina League had outright back-to-back champions since the Winston-Salem Spirits, who were also a Cubs affiliate, did so in 1985-86.

## History

RHP	Javier Assad (2019)	OF	Owen Caissie (2021)
RHP	Porter Hodge (2021-22)	OF	Pete Crow-Armstrong (2022)
LHP	Luke Little (2022)	OF	Ian Happ (2016)
RHP	Tyson Miller (2018)		
RHP	Daniel Palencia (2021)		
RHP	Ethan Roberts (2019)		
LHP	Justin Steele (2018-19)		
RHP	Keegan Thompson (2018)		
C	Miguel Amaya (2019)		
OF	Kevin Alcantara (2022)		

2025 MEDIA GUIDE | 75

# PELICANS IN THE ALL-STAR GAME

<b>2013</b>	June 18 San Jose, CA (San Jose Municipal Stadium)	(W) 12-2 Carolina	2B - Rougned Odor: 1-for-5, 2 R SS - Luis Sardinas: 1-for-2, 2 RBI P - Alec Asher: 1.0 IP, 2 H, 1 R, 1 ER, 1 K P - Luke Jackson: W, 1.0 IP, 0 H, 0 R, 1 K P - Nick Martinez: 1.0 IP, 0 R, 1 K C - Jorge Alfaro: 1-for-2, R, 3B 1B - Preston Beck: 1-2, BB RF - Chris Garia: 1-3, R, K, CS P - Andrew Faulkner: 1 IP, 0 H, 0 R, 2 K P - Alexander Claudio: 1 IP, 0 H, 0 R, 1 K 3B - Joey Gallo: DNP OF - Nick Williams: DNP P - Alex "Chi Chi" Gonzalez: DNP RF/CF - Mark Zagunis: 2-5, RBI, 2 K 3B - Jeimer Candelario: 2-4, 2B P - Duane Underwood Jr.: 1 IP, H, R, ER P - Jonathan Martinez: 1 IP, H, 0 R, 0 ER, K INF - Ian Happ: 0-2 P - Zach Hedges: 1.0 IP, K P - Jake Stinnett: 1.0 IP, 0 H, 0 R, 0 ER P - Trevor Clifton (SV): 0.2 IP, H, 0 R, 0 ER INF - Bryant Flete: 0-2 DH - Eloy Jimenez: 0-3 OF - Daniel Spingola: 0-2 P - Adbert Alzola (L): 1 IP, 2 H, 2 R, 2 ER, BB P - Justin Steele: 1.0 IP, 0 H, 0 R, 0 ER, K P - Pedro Araujo: DNP INF - Aramis Ademan: 0-1 C - Jhonny Pereda: 0-1, BB, RS P - Tyler Peyton (H): 0.2 IP, 1 H, 1 R, 1 ER, 1 HR
<b>2014</b>	June 17 Wilmington, DE (Frawley Stadium)	(L) 3-2	P - Javier Assad: 1 IP, 0 H, 0 R, 2 K P - Jesus Camargo: 1 IP, 0 H, 0 R, 2 K P - Paul Richan (L): 1 IP, 3 R, 3 ER, 2 H, 2 K, 1 HR C - Tyler Payne: 0-1, BB, RS
<b>2015</b>	June 23 Rancho Cucamonga, CA (LoanMart Field)	(L) 9-2	
<b>2016</b>	June 21 Lake Elsinore, CA (The Diamond)	(W) 6-4	
<b>2017</b>	June 20 Salem, VA (Haley Toyota Field)	(L) 2-0	
<b>2018</b>	June 19 Zebulon, N.C. (Five County Stadium)	(W) 7-6	
<b>2019</b>	June 18 Frederick, MD (Nymeo Field at )	(W) 7-6	
<b>2021-pres</b>	No All-Star Game		



Javier Assad was one of four All-Star selections from the Pelicans in 2019. Assad went 4-10 on the season with an ERA of 3.87 in 22 starts on the season.



# FROM THE BEACH TO THE BIGS

## SORTED ALPHABETICALLY

Player	Year(s) w/ MB	MLB Debut	Team	Player	Year(s) w/ MB	MLB Debut	Team
Cory Abbott (P)	2018	6/5/2021	Cubs	Kyle Hendricks (P)	2012	7/10/2014	Cubs
Juan Abreu (P)	2010	8/29/2011	Astros	Diory Hernandez (IF)	2005-07	5/21/2009	Braves
Winston Abreu (P)	1999	8/6/2006	Orioles	Gorkys Hernandez (OF)	2008	5/21/2012	Pirates
Manny Acosta (P)	2003-05	8/12/2007	Braves	Luis Hernandez (IF)	2004	7/8/2007	Orioles
Hanser Alberto (IF)	2012-14	5/29/2015	Rangers	Odubel Herrera (OF)	2012-14	4/6/2015	Phillies
Kevin Alcantara (OF)	2022	9/25/2024	Cubs	DI Herz (P)	2021	4/6/2024	Nationals
Cory Aldridge (OF)	2000	9/5/2001	Braves	Mike Hesson (IF)	1999	8/22/2003	Braves
Jorge Alfaro (C)	2013-14	9/12/2016	Phillies	Jason Heyward (OF)	2008-09	4/5/2010	Braves
Adbert Alzolay (P)	2017-19	6/20/2019	Cubs	Brandon Hicks (IF)	2008	5/5/2010	Braves
Miguel Amaya (C)	2019	5/4/2023	Cubs	PI Higgins (C)	2017-18	5/19/2021	Cubs
Elvis Andrus (IF)	2007	4/6/2009	Rangers	Porter Hodge (P)	2021-22	5/22/2024	Cubs
Pedro Araujo (P)	2016-17	3/31/2018	Orioles	Trey Hodges (P)	2001	9/10/2002	Braves
Jose Ascanio (P)	2005-06	7/13/2007	Braves	Jordan Holloway (P)*	2023	7/26/2020	Marlins
Alec Asher (P)	2013	8/30/2015	Phillies	J.J. Hoover (P)	2009-10	4/25/2012	Reds
Javier Assad (P)	2019	8/23/2022	Cubs	Jared Hoying (OF)	2011-12	5/23/2016	Rangers
Luis Atlano (P)	2006	4/23/2010	Nationals	Bryan Hudson (P)	2018-19	6/17/2023	Dodgers
Steve Avery (P)**	2000	6/13/1990	Braves	Tin Hudson (P)***	2009	6/8/1999	Athletics
Luis Avilan (P)	2010	7/14/2012	Braves	Luke Jackson (P)	2012-13	9/4/2015	Rangers
Kevin Barry (P)	2002	6/26/2006	Braves	Chuck James (P)	2005	9/28/2005	Braves
Brandon Beachy (P)	2009	9/20/2010	Braves	Kelly Johnson (OF)	2002	5/29/2005	Braves
Matt Belisle (P)	2000	9/7/2003	Reds	Brandon Jones (OF)	2005-06	9/16/2007	Braves
Chad Bell (P)	2011-12, 2014	5/10/2017	Tigers	Eloy Jimenez	2019	3/28/2019	White Sox
Jeff Bennett (P)***	2008	4/6/2004	Brewers	Keone Kela (P)	2014	4/7/2015	Rangers
Wilson Betemit (IF)	2001	9/18/2001	Braves	Ryan Kelly (P)	2011	6/30/2015	Braves
Paul Blackburn (P)	2015	7/1/2017	Athletics	Bryan King (P)	2022	6/23/2024	Astros
Gregor Blanco (OF)	2003-04	3/30/2008	Braves	Phil Klein (P)	2012-2013	8/1/2014	Rangers
Jung Bong (P)	2000-01	4/23/2002	Braves	Craig Kimbrel (P)	2008-09	5/7/2010	Braves
J.C. Boscan (C)	2001-03	10/1/2010	Braves	Ben Kozlowski (P)	2001-02	11/19/2002	Rangers
Wilfredo Boscan (P)	2011	5/19/2016	Pirates	Alex Lange (P)	2018-2019	4/10/2021	Tigers
Christopher Bostick (INF/OF)	2014	5/8/2017	Pirates	Ryan Langerhans (OF)	2000-01	4/28/2002	Braves
David Bote (IF)	2016	4/21/2018	Cubs	Adam LaRoche (IF)	2001-02	4/7/2004	Braves
Blaine Boyer (P)	2004	6/12/2005	Braves	Jose Leclerc (P)	2014	7/6/2016	Rangers
Lewis Brinson (OF)	2014	6/11/2017	Brewers	Anthony Lerew (P)	2004	9/4/2005	Braves
Michael Broadway (P)	2008-09	6/13/2015	Giants	Brendon Little (P)	2019	8/30/2022	Cubs
Jeimer Candelario (IF)	2015	7/3/2016	Cubs	Luke Little (P)	2022	9/6/2023	Cubs
Barbaro Canizares (IF/OF)	2006	6/11/2009	Braves	Jeff Locke (P)	2009	9/10/2011	Pirates
Jose Capellan (P)	2004	9/12/2004	Braves	Vimalael Manchin (IF)	2017-18	7/26/2020	Athletics
Victor Caratini (C)	2015	6/28/2017	Cubs	Dillon Maples (P)	2016-17	9/3/2017	Cubs
Erick Castillo (C)	2016	10/1/2021	Cubs	Bralyn Marquez (P)	2019, 2023	9/27/2020	Cubs
Ramon Castro (UTIL)	2000	6/21/2004	Athletics	Jason Marquis (P)	1999	6/6/2000	Braves
Jaye Chapman (P)	2008-10	9/4/2012	Cubs	Andy Marte (IF)	2003	6/7/2005	Braves
Alexander Claudio (P)	2014	8/13/2014	Rangers	Nick Martinez (P)	2013	4/5/2014	Rangers
Paul Clemens (P)	2010	4/9/2013	Astros	Macay McBride (P)	2003	6/6/2005	Braves
Brad Clontz (P)*	2001	4/26/1995	Braves	Brian McCann (C)	2004, 2009***	6/10/2005	Braves
William Collazo (P)	2003	9/5/2007	Mets	Chris McGuiness (IF)	2011	6/7/2013	Rangers
Roman Colon (P)	2002	8/21/2004	Braves	Billy McKinney (IF)	2015	3/30/2018	Yankees
Gerardo Concepcion (P)	2015	6/21/2016	Cubs	Kris Medlen (P)	2007	5/21/2009	Braves
Willson Contreras (C)***	2017	6/17/2016	Cubs	Roman Mendez (P)	2012	7/8/2014	Rangers
Ryan Cordell (OF)	2014	9/3/2018	White Sox	Matt Mervis (IF)	2021	5/5/2023	Cubs
David Cortes (P)**	2001	8/30/1999	Braves	Dan Meyer (P)	2003	9/14/2004	Braves
Erik Cordier (P)	2009	9/3/2014	Giants	Tyson Miller (P)	2018	8/17/2020	Cubs
Pete Crow-Armstrong (OF)	2022	9/11/2023	Cubs	Zach Miner (P)	2003	6/4/2006	Tigers
Kyle Davies (P)	2004	5/21/2005	Braves	Andrew Monasterio (IF)	2017-18	5/28/2023	Brewers
Joe Dawley (P)	2001	9/29/2002	Braves	Charlie Morton (P)	2006	6/14/2008	Braves
Randall Delgado (P)	2010	6/17/2011	Braves	Tommy Nance (P)	2016, 2018	5/17/2021	Cubs
Chris Denorfia (IF)***	2015	9/7/2005	Reds	Joey Nation (P)	1999	9/23/2000	Cubs
Mark DeRosa (IF)**	2002	9/2/1998	Braves	Brett Nicholas (C/1B)	2011-12	4/11/2016	Rangers
Joey Devine (P)	2005-06	8/20/2005	Braves	James Norwood	2016-17	7/11/2018	Cubs
Scott Diamond (P)	2008	7/18/2011	Twins	Brett Oberholzer (P)	2010	4/21/2013	Astros
Ryan Drese (P)*	2007	7/29/2001	Indians	Rougheed Odor (2B)	2013	5/8/2014	Rangers
Jon Edwards (P)	2012-2013	8/15/2014	Rangers	Mike Ott (IF)	2011	8/2/2012	Rangers
Scott Effross (P)	2017-17, 2019	8/29/2021	Cubs	Peterson T. Orr (UTIL IF)	2001-02	4/5/2005	Braves
Cody Ege (P)	2013-14	4/23/2016	Marlins	Joseph Ortiz (P)	2011	3/31/2013	Rangers
Jerad Eickhoff (P)	2013	8/21/2015	Phillies	Jimmy Osting (P)	2000	5/2/2001	Padres
John Ennis (P)	2001	4/10/2002	Braves	Daniel Palencia (P)	2021	7/4/2023	Cubs
Robbie Erlin (P)	2011	4/30/2013	Padres	James Parr (P)	2006-07	9/4/2008	Braves
Jeremiah Estrada (P)	2021	8/30/2022	Cubs	Tyler Payne (C)	2019	10/3/2021	Braves
Andrew Faulkner (P)	2014	8/31/2015	Rangers	Brayan Pena (C)	2002-03	5/23/2005	Braves
Tyler Flowers (C)	2008	9/3/2009	White Sox	Tony Pena Jr. (IF)	2003	4/13/2006	Braves
Wilmer Font (P)	2012	9/18/2012	Rangers	Jonny Pereda (C)	2018	4/17/2024	Marlins
John Foster (P)	2000	4/24/2002	Braves	Martin Prado (IF)	2005	4/23/2006	Braves
Jeff Francoeur (OF)	2004	7/7/2005	Braves	Scott Proctor (P)	2010***	4/20/2004	Yankees
Freddie Freeman (IF)	2009	9/1/2010	Braves	Horacio Ramirez (P)	2000	4/2/2003	Braves
Rafael Furcal (IF)	1999	4/4/2000	Braves	Neil Ramirez (P)	2011	4/25/2014	Cubs
Joey Gallo (IF/OF)	2014	6/2/2015	Rangers	Cory Rasmus (P)	2010	5/22/2013	Braves
Leury Garcia (IF)	2011	4/6/2013	Rangers	Jo-Jo Reyes (P)	2006	7/7/2007	Braves
Cory Gearrin (P)	2008-09	4/25/2011	Braves	Luis Rivera (P)	1999	4/4/2000	Braves
Marcus Giles (IF)	1999, 2004***	4/17/2001	Braves	Ethan Roberts (P)	2019	4/9/2022	Cubs
Trent Giambrone (INF)	2017	9/29/2021	Cubs	Drew Robinson (INF/OF)	2013	4/5/2017	Rangers
Tom Glavine (P)***	2008	8/17/1987	Braves	Manny Rodriguez (P)	2019	7/30/2021	Cubs
Alex "Chi Chi" Gonzalez (P)	2013-14	5/30/2015	Rangers	Jhon Romero (P)	2018	9/24/2021	Nationals
Stephen Gonsalves* (P)	2023	8/20/2018	Twins	Robbie Ross (P)	2011	4/8/2012	Rangers
Philip Gosselin (IF/OF)	2010	8/16/2013	Braves	Ben Rowen (P)	2012	6/15/2014	Rangers
Nick Green (IF)	2000-01	5/15/2004	Braves	Michael Rucker (P)	2017	7/30/2021	Cubs
Justin Grimm (P)	2011	6/16/2012	Rangers	Jarrod Saltalamacchia (C)	2005	5/2/2007	Atlanta
Mike Hampton (P)***	2008	4/17/1993	Mariners	Clint Sammons (C)	2006-07	9/12/2007	Braves
Jacob Hannemann (OF)	2015	9/9/2017	Mariners	Luis Sardinas (SS)	2013	4/20/2014	Rangers
Tommy Hanson (P)	2007-08	6/7/2009	Braves	Jordan Schafer (OF)	2007-08	4/5/2009	Braves
Ian Happ (INF/OF)	2016	5/13/2017	Cubs	Taylor Scott	2015	6/8/2019	Mariners
Matt Harrison (P)	2006	7/8/2008	Rangers	Jason Shiel (P)	1999	9/8/2002	Padres
Thomas Hatch (P)	2017	7/26/2020	Blue Jays	Zack Short (IF)	2017	4/21/2021	Tigers
Deunte Heath (P)	2007-08	1/1/2012	White Sox	Scott Sobkowiak (P)	1999, 02	10/7/2001	Braves

\*Did not return to big leagues after playing in Myrtle Beach

\*\*\*MLB Rehab Assignment

\*\*Debuted in the big leagues prior to playing in Myrtle Beach but returned to the majors

SORTED ALPHABETICALLY

Player	Year(s) w/ MB	MLB Debut	Team
Jorge Soler (OF)***	2015	8/27/2014	Cubs
Tim Spooneybarger (P)	2000	9/5/2001	Braves
Zeke Spruill (P)	2010	6/21/2013	D'Backs
Adam Stern (OF)	2002-03	7/7/2005	Red Sox
Justin Steele (P)	2017-18	4/12/2021	Cubs
Ryan Strausborger (OF)	2011	8/5/2015	Rangers
Matt Swarmer (P)	2018	5/30/2022	Cubs
Jesus Sucre (C)	2009-10	5/24/2013	Mariners
Julio Teheran (P)	2010	5/7/2011	Braves
Tomas Telis (C)	2012	8/25/2014	Rangers
Nick Tepesch (P)	2012	4/9/2013	Rangers
Chuck Thomas (OF)	2001-03	6/23/2004	Braves
Keegan Thompson (P)	2018	5/2/2021	Cubs
Scott Thorman (IF)	2003-04	6/18/2006	Braves
Steve Torrealba (C)	1999-00	10/6/2001	Braves
Gleyber Torres (IF)	2016	4/22/2018	Yankees
Jen-Ho Tseng (P)	2015	9/14/2017	Cubs
Erich Uelmen (P)	2018	7/22/2022	Cubs
Duane Underwood Jr.	2015-16	6/25/18	Cubs
Jonny Venters (P)	2007-08	4/17/2010	Braves
Christian Villanueva (INF)	2012	9/18/2017	Padres
Arodys Vizcaino (P)	2010	8/10/2011	Braves
Jason Vosler (IF)	2016	4/24/2021	Giants
Brad Voyles (P)	1999-01	9/8/2001	Royals
Adam Wainwright (P)	2002	9/11/2005	Cardinals
Chris Waters (P)	2002-05	8/5/2008	Orioles
Matt West (P)	2011-2012	7/10/2014	Rangers
Sean White (P)	2004-05	4/4/2007	Mariners
Joe Wieland (P)	2011	4/14/2012	Padres
Nick Williams (OF)	2014	6/30/2017	Phillies
Joe Winkelsas (P)**	2001	4/10/1999	Braves
Dewayne Wise (OF)**	2004	4/6/2000	Blue Jays
Jared Young (IF)	2018	9/16/2022	Cubs
Matt Young (OF)	2006-07	4/3/2011	Braves
Mark Zagunis (OF)	2015	6/22/2017	Cubs
Ben Zobrist (U) ***	2019	8/1/2006	Devil Rays

\*\*\*Did not return to big leagues after playing in Myrtle Beach  
\*\*\*MLB Rehab Assignment  
\*\*Debuted in the big leagues prior to playing in Myrtle Beach but returned to the majors

# ALL-TIME ROSTER

HISTORY | ALL-TIME ROSTER



ABREU, Juan (P)	2010	BALEGO, Cam (IF)	2019
ABREU, Winston (P)	1999	BALLESTEROS, Moises (C)	2022-23
ACOSTA, Jorge (P)	2007	BARBA, Ryan (SS)	2010
ACOSTA, Manny (P)	2003-05	BARKSDALE, James (C)	2005-06
ADAIR, Travis (OF)	2011	BARRETT, Eric (P)	2009
ADEMAN, Aramis (IF)	2018-19	BARRY, Kevin (P)	2002
ADAMS, Trever (IF)	2013	BASNER, Ryan (P)	2004
AGUILAR, Ray (P)	2002, '04	BASS, Jayson (OF)	1999
ALAMO, Tyler (C)	2017-18	BATEMAN, Brett (OF)	2023
ALBERT, Rick (Hitting Coach)	2007-10	BAUTISTA, Flemin (INF)	2021
ALBERTO, Hanser (IF)	2012-14	BEACHY, Brandon (P)	2009
ALBERTOS, Jose (P)	2021	BECK, Preston (OF)	2013-14
ALCANTARA, Kevin (OF)	2022	BELISLE, Matt (P)	2000
ALCANTARA, Ricky (Trainer)	2006-07	BELL, Chad (P)	2011-12
ALDRICH, Jack (P)	2023	BELLO, Juan (P)	2024
ALDRIDGE, Cory (OF)	2000	BENNETT, Jeff (P)	2008
ALFARO, Jorge (C)	2013-14	BENNETT, Paul (IF)	2007-08
ALIENDO, Pablo (C)	2021	BENT, Andy (P)	2001
ALMONTE, Lisandro (P)	2024	BERG, David (P)	2015-17
ALMONTE, Jose (P)	2021	BERNARD, Miguel (C)	2003-05
ALVAREZ, Juan Azael (P)	2005	BERRYHILL, Thomas (P)	2010
ALVAREZ, Roberto (OF)	2007-08	BETEMIT, Wilson (IF)	2001
ALZOLAY, Adbert (P)	2017, '19	BETHENCOURT, Jhonny (IF)	2019
AMAYA, Gioskar (C)	2016	BILLINGS, Bruce (Pitching Coach)	2023
AMAYA, Miguel (C)	2019	BLACKBURN, Paul (P)	2015
AMERICAAN, Edmond (OF)	2021	BLAKENEY, Jacob (P)	2004-05
ANDERSON, Chris (C)	2008-10	BLANCO, Gregor (OF)	2003-04
ANDERSON, Devin (P)	2006	BLOOMQUIST, Casey (P)	2017-18
ANDERSON, Travis (C)	2002	BOBBITT, Seth (P)	2005
ANDRUS, Elvis (IF)	2007	BODENHAMER, Jeff (Trainer)	2011-13
ARAUJO, Pedro (P)	2016-17	BOLDEN, Jared (OF)	2011
ARIAS, Michael (P)	2022-23	BOLINGER, Royce (OF)	2013-14
ARMSTRONG, Sam (P)	2023	BONG, Jung (P)	2000-01
ARTIS, D.J. (OF)	2019	BORES, Ryan (P)	2014
ARNOLD, Derrick (IF)	2007, '08	BOSCAN, J.C. (C)	2001-03
ASSAD, Javier (P)	2019	BOSCAN, Wilfredo (P)	2011
ASCANIO, Jose (P)	2005-06	BOSTICK, Christopher (IF)	2014
ASHER, Alec (P)	2013	BOTE, David (IF)	2016
ATILANO, Luis (P)	2006	BOWSER, Drew (IF)	2024
AVERY, Steve (P)	2000	BOYER, Blaine (P)	2004
AVILA, Gerardo (IF)	2010	BRAZIS, Matt (P)	2015
AVILAN, Luis (P)	2010	BRETHOWR, Ivan (OF)	2024
AVITIA, David (C)	2023-24	BRIGNAC, Junior (OF)	1999-01
AYALA, Luis (OF)	2018	BRINSON, Lewis (OF)	2014
AYERS, Owen (C)	2024	BRITTON, Phillip (C)	2008
BAEZ, Jeffrey (OF)	2015-16	BROADWAY, Michael (P)	2008-09
BAILEY, Buddy (Manager)	2016-18, 2021-2024	BROCKMEYER, Cael (C)	2015-16
BAKER, Ryan (P)	2002	BRONOWICZ, Scott (C)	1999-00
BALAGUERT, Yasiel (IF)	2016	BROOKS, Craig (P)	2016-17
		BROWN, Garrett (P)	2023-24
		BROWN, Kevin (IF)	2002
		BROWN, Kevin (OF)	2015





\*\*\*MLB Rehab assignment, not on the official active roster

History



## HISTORY | ALL-TIME ROSTER

BUCKEL, Cody (P)	2012, 2014	COENEN, Matt (P)	2003
BUCKELEW, James (P)	2018	COFIELD, Kyle (P)	2008
BULLOCK, Tyler (P)	2005-07	COLEMAN, Alph (OF)	2002
BURKS, Charcer (OF)	2016	COLLAZO, Willie (P)	2003
BURROWS, Angelo (OF/P)	2003-05	COLON, Roman (P)	2002
BURRUS, Josh (OF)	2005	CONCEPCION, Gerardo (P)	2015
BUSH, Paul (P)	2003-05	CONE, Zach (OF)	2013-14
BUTLER, Matt (P)	2001, '03	CONWAY, JOSH (P)	2015
BYRD, Grayson (INF)	2021	COOPER, Allen (Strength Coach)	2024
			
CABREJA, Juan (Assistant Coach)	2016	CORDELL, Ryan (OF)	2014
CABRERA, Willie (OF)	2007-08	CORDIER, Erik (P)	2009
CABRERA, Yovanny (P)	2022-23	COREY, Mike (P)	1999
CAISSIE, Owen (OF)	2021	CORREA, Danis (P)	2021
CALAIS, Ian (IF)	2000	CORTES, David	2001
CAMARGO, Jesus (P)	2019	COVINGTON, Marcus (P)	2006
CAMARENA, Jose (C)	2007	CRAWFORD, Rashad (OF)	2016
CAMERON, Troy (IF)	2000-01	CREEK, Greg (IF)	2005-06
CAMMONS, Brett (P)	2007-08	CRIM, Matt (P)	2010
CAMPBELL, Eric (IF)	2007-08	CROCKER, Nick (OF)	2001
CAMPUSANO, Yoel (IF)	2010	CROW-ARMSTRONG, Pete (OF)	2022
CANDELARIO, Jeimer (IF)	2015	CRUZ, Fernando (P)	2015
CANIZARES, Barbaro (IF/OF)	2006	CRUZ, Michael (C)	2018
CANTWELL, Pat (C)	2013	CUEVAS, Jairo (P)	2007
CAPELLAN, Jose (P)	2004	CULVER, Calvin (OF)	2010
CARATINI, Victor (C)	2015	CURLEY, Chris (IF)	2010
CARDONA, Jose (OF)	2014	CURRIN, Pat (P)	2009
CARHART, Ben (C)	2015	CURTIS, Daniel (P)	2000, 2002-03
CARICO, Michael (C)	2023	CURTISS, Tom (P)	2001
			
CARMONA, Eliazar (OF)	2006	DACOSTA, Luckie (Strength Coach)	2007
CARO, Roberto (OF)	2017-18	DAL CANTON, Bruce (Pitching Coach)	1999-08
CASTILLIO, Elio (IF)	2014	DALTON, David (IF)	2000
CASTILLO, Erick (C)	2016	DANIEL, Mike (OF)	2010
CASTILLO, Yefry (IF/OF)	2012	DARROW, Rudy (P)	2009
CASTRO, Alfredo (Ramon) (UTIL)	2000	DART, Mike (Trainer)	2003-04
CASTRO, Yeliar (P)	2009-10	DARVILL, Wes (IF)	2015
CATES, Zach (P)	2015	DAVID, Brad (P)	2002-03
CEPEDA, Jose (IF)	1999	DAVIES, Kyle (P)	2004
CHAPMAN, Jaye (P)	2008-10	DAVIS, Derron (Development Coach)	2023
CHAUVERS, Parker (OF)	2022-23	DAVIS, Quentin (OF)	2007, '09
CHAVEZ, Chris (P)	2000	DAVIS, Zach (OF)	2018-19
CHEN, Pin-Chieh (OF)	2015	DAWLEY, Joe (P)	2001
CHO, Jang Ji (P)	2007	DEAN, Nick (P)	2024
CHRINO, Santiago (IF)	2011-12	DE LA CRUZ, Oscar (P)	2017, '19
CLARK, Andrew (IF)	2011-12	DE LEON, Michael (IF)	2014
CLARK, Bailey (P)	2018	DE LOS RIOS, Enrique (P)	2019
CLAUDIO, Alexander (P)	2014	DE LOS SANTOS, Abel (P)	2014
CLEMENS, Paul (P)	2010	DE LOS SANTOS, Miguel (P)	2011
CLIFTON, Trevor (P)	2016	DEGLAN, Kellin (C)	2012-13
CLONTZ, Brad (P)	2001	DE LA SANCHA, Jesus (Strength Coach)	2023
COATES, Bradley (IF)	2001	DELGADO, Randall (P)	2010

\*\*\*MLB Rehab assignment, not on the official active roster



2025 MEDIA GUIDE | 81

## HISTORY | ALL-TIME ROSTER

GRAY, Michael (P)	2000	HERZ, DJ	2021
GRAYSON, Christopher (OF)	2012-14	HESSMAN, Mike (IF)	1999
GREEN, Nick (UTIL)	2000-01	HEYWARD, Jason (OF)	2008
GREENE, Ryan (P)	1999-00	HICKS, Brandon (IF)	2008
GREGG, Tommy (Coach)	2001	HIGGINS, P.J. (C)	2017-18
GRESS, Randy (IF)	2008-10	HILL, Darius (OF)	2021
GRIMM, Justin (P)	2011	HILLIGOSS, Mitch (IF)	2011
GUNDERSON, Kevin (P)	2007-08	HOCKIN, Chad (P)	2018-19
GUSTAFSON, Tim (P)	2009	HODGE, Porter (P)	2021-22
GUTIERREZ, Chris (Assistant Coach)	2015	HODGES, Casey (P)	2009
GUTIERREZ, Jose (OF)	2018-19	HODGES, Jesse (IF)	2016-17
GUZMAN, Carlos (IF)	2005	HODGES, Trey (P)	2001
+			
HAMBLEY, Dominic, (P)	2023-24	HOLLOWAY, Jordan (P)	2023
HAMPTON, Mike (P)***	2008	HOLMAN, Brad (Pitching Coach)	2011-12
HANKINS, Jordan (C)	2015	HOLMBERG, Kenny (Coach)	2012
HANNEMANN, Jacob (OF)	2015	HOLT, J.C. (IF)	2006
HANSEN, GUY (P)	2009	HOOVER, J.J. (P)	2009-10
HANSON, Mike (IF)	2003	HORTON, Cade (P)	2023
HANSON, Tommy (P)	2007-08	HOWARD, Ed (INF)	2021
HAPP, Ian (IF)	2016	HOYING, Jared (OF)	2011-12
HARRILCHAK, Cory (OF)	2010	HUBERMAN, Marc (P)	2017
HARRIS, Ty'Relle (P)	2010	HUDSON, Bryan (P)	2018-19
HARRISON, Matt (P)	2006	HUDSON, Tim (P)***	2009
HARVEY, Ryan (P)	2013	HULL, Nick (P)	2022-23
HATCH, Thomas (P)	2017	HUMA, Josue (INF)	2021
HEARN, Ethan (C)	2021-22	HURLEY, Trevor (P)	2011
HEATH, Deunte (P)	2007-08	HYDE, Lee (P)	2007-09
HECHT, Ben (P)	2019	+	
HEDGES, Zach (P)	2016	IHRIG, Tyler (P)	2015-16
HEESCH, Michael (P)	2015	INGLE, Randy (Manager)	2002-05
HEIDENFELDER, Adam (P)	2021	IORG, Isaac (IF)	2003-04
HEMINGWAY, Jamie (OF)	2004	+	
HENDRICKS, Kyle (P)	2012	JACKSON, Luke (P)	2012-13
HENRY, Ben (P)	2012	JAMES, Andres (IF)	2011
HENRY, Doug (Pitching Coach)	2005	JAMES, Chad (P)	2014
HENRY, Randy (P)	2012	JAMES, Chuck (P)	2005
HERNANDEZ, Alexis (IF)	2024	JAMES, Willie (IF)	2004-06
HERNANDEZ, Angel (P)	2022-24	JANSEN, Ardley (OF)	2004-06
HERNANDEZ, Buddy (P)	2001	JARAMILLO, Gabriel (P)	2021
HERNANDEZ, Cristian (IF)	2023-24	JARMON, Jamie (OF)	2014
HERNANDEZ, Diory (IF)	2005-07	JEFFCOAT, Bryon (IF)	2002-03
HERNANDEZ, Frank (OF)	2022, 2024	JESSON-DALTON, Tanner (P)	2022
HERNANDEZ, Gorkys (OF)	2008	JIMENEZ, D'Angelo (Bench Coach)	2024
HERNANDEZ, Luis (IF)	2004	JIMENEZ, Eloy (OF)	2017
HERNANDEZ, Moises (P)	2006-07, '09	JOHNSON, Benji (C)	2009
HERNANDEZ, Victor (C)	2006	JOHNSON, Cody (OF)	2009-10
HERNDON, Eric (P)	2001	JOHNSON, Kelly (IF)	2002
HERR, Aaron (IF)	2003	JOHNSON, Mark (Manager)	2015
HERRERA, Odubel (IF)	2012-14	JOHNSON, Tyler (P)	2024
HERRON, Jimmy (OF)	2019	JONES, Beau (P)	2007
		JONES, Brandon (OF)	2005-06

\*\*\*MLB Rehab assignment, not on the official active roster



JONES, Damien (OF)	2001-02	LEWIS, Daniel (P)	2016
JONES, Mike (IF)	2010	LEWIS, Derrick (P)	1999
JONES, Mycal (IF)	2010	LEWIS, Richard (IF)	2002
JONES, Travis (IF)	2008, '10	LEZCANO, Sixto (Coach)	2000
JOSEPH, Onil (OF)	2004, 06	LINARES, Donell (IF)	2009
JUNG, Sung Ki (P)	2007	LITTLE, Brendon (P)	2019
JURICH, Mark (IF)	2005-06	LOADENTHAL, Carl (OF)	2005-06
JURRIES, James (IF)	2002	LOCKE, Jeff (P)	2009
✦		LOCKHART, Daniel (IF)	2015-16
KA'AIHUE, Isaiah (IF,C)	2006-07	LONG, Jonathan (IF)	2023
KALMER, Brian (IF)	2023	LONTAYO, Alex (P)	2001
KATZ, Alex (P)	2021	LOPEZ, Daniel (P)	2012
KELA, Keone (P)	2014	LOPEZ, Gonzalo (P)	2003, '06, '08
KELLOGG, Ryan (P)	2017-19	LORENZO, Matt (P)	2005
KELLY, Daniel (P)	2001	LORICK, Jeff (P)	2010
KELLY, Garrett (P)	2018-19	LOUX, Barret (P)	2011
KELLY, Ryan (P)	2011	LOWENHAR, Maggie (Athletic Trainer)	2023-24
KENDALL, Cody (P)	2013	LOWEY, Jason (P)	2010
KENNELLY, Matt (C)	2009-10	LUCCI, Chris (Strength Coach)	2009
KENT, Mailon (OF)	2002	LUGO, Luis (P)	2019
KENT, Nathan (P)	2000	LUNDAHL, Chad (IF)	2008-09
KEPLER, Matt (Strength Coach)	2010	LYMAN, Jeff (P)	2007-08
KIKER, Kasey (P)	2011	LYON, David (C)	2014
KILLIAN, Colby (P)	2011	✦	
KIMBREL, Craig (P)	2008-09	MABRY, Barry (P)	2003
KING, Bryan (P)	2022	MACHIN, Vimaël (IF)	2017-18
KING, Brendan (P)	2019	MADE, Kevin (INF)	2021-22
KIPP, Grant (P)	2022-23	MALONEY, Joe (IF/C)	2013
KLEIN, Phil (P)	2012-13	MALOOF, Jack (Coach)	2002-04
KNAPP, Jason (P)	2014	MANNING, Pat (IF)	2001-02
KOBOS, Scott (P)	2021, '23	MAPLES, Dillon (P)	2016-17
KOZLOWSKI, Ben (P)	2001-02	MARCIAL, Robert (IF)	2006-09
KREKE, Jordan (IF)	2010	MARKEY, Brad (P)	2015
KRZEMINSKI, Austin (P)	2021	MARQUEZ, Brailyn (P)	2019, '23
✦		MARQUIS, Jason (P)	1999
LACKEY, Steve (IF)	1999	MARSHALL, Shane (P)	2024
LACY, Rollie (P)	2018	MARTE, Andy (IF)	2003
LAMB, Will (P)	2013-14	MARTIN, Ben (Development Coach)	2021
LANGERHANS, Ryan (OF)	2000-01	MARTIN, Riley (P)	2021-22
LANGE, Alex (P)	2018-19	MARTIN, Trey (OF)	2015-16
LAROCHE, Adam (IF)	2001-02	MARTINEZ, Eddy (OF)	2017
LASKEY, Adam (P)	2021-22	MARTINEZ, Guillermo (Hitting Coach)	2017
LAWLOR, Ryan (P)	2019	MARTINEZ, Jonathan (P)	2015-16
LEAKE, RYAN (Coach)	2014	MARTINEZ, Lionel (P)	1999
LEAL, Erick (P)	2016, '18-19	MARTINEZ, Lou (IF)	1999, '01-02
LEAL, Jaeme (1B/DH)	2001	MARTINEZ, Nick (P)	2013
LEBRON, Scarlyn (P)	2023-24	MARTINEZ, Teodoro (OF)	2012
LECLERC, Jose (P)	2014	MARTINEZ-GOMEZ, Luis (P)	2023-24
LEE, C.J. (OF)	2008-09	MARVAL, Osman (C/IF)	2010
LEE, Garrett (P)	1999-00	MATT, Peter (OF)	2021-22
LEHR, Ryan (1B/DH)	1999-00	MAVARE, Arlett (P)	2013
LEREW, Anthony (P)	2004	McBRIDE, Macay (P)	2003
LETSON, Wes (P)	2005-06	McBRIDE, Nicholas (P)	2012-13

\*\*\*MLB Rehab assignment, not on the official active roster





McCANN, Brian (C)	2004, '09***	MORENO, Jose (P)	2021
McCARTHY, Bill (OF)	2002	MORENO, Koen (P)	2022-23
McCLENDON, Matt (P)	2000-02, '04	MORRISON, Preston (P)	2016
McCULLOUGH, Brody (P)	2022-23	MORRIS, Jason (Strength Coach)	2016-17
McDANIEL, Denny (P)	2003	MORTIMER, Mark (C)	1999-01
McELWEE, Josh (P)	2012-14	MORTENSEN, Clayton (Pitching Coach)	2021-22
McGILL, Shawn (C)	2010	MORTON, Charlie (P)	2006
McGUINNESS, Chris (IF)	2011	MUELLER, Mike (P)	2004
MCGWIRE, Mason (P)	2024	MULÉ, Nazier (P)	2024
McKEON, Scott (IF)	2022	MURRAY Jr., BJ (IF)	2022
McKINNEY, Billy (OF)	2015	MYERS, Connor (OF)	2017-18
McNEAL, Ryan (Strength Coach)	2012	<b>-N-</b>	
McNEIL, Ryan (P)	2016	NAHAS, Joe (P)	2021
MEDLEN, Kris (P)	2007	NANCE, Tommy (P)	2016, '19
MEHLICH, Mike (P)	2009	NATION, Joey (P)	1999
MEJIA, Ernesto (IF)	2008-09	NELSON, Brad (P)	2006-07
MEKKES, Dakota (P)	2017	NELSON, Bubba (P)	2002
MENA, Ismael (OF)	2023-24	NELSON, Dan (IF)	2010
MENDEZ, Anthony (P)	2022	NEVAREZ, Dean (C)	2021
MENDEZ, David (P)	2003	NICHOLAS, Brett (C)	2011-12
MENDEZ, Luis (IF)	2014	NIX, Michael (P)	2006-07
MENDEZ, Roman (P)	2012	NORIEGA, Branden (P)	2023-24
MENDOZA, Francisco (P)	2012	NORMAN, Dan (Coach)	1999
MERRICKS, Matt (P)	2003-04	NORWOOD, James (P)	2016-17
MERVIS, Matt (INF)	2021	NULL, Jeremy (P)	2015-17
MEYER, Dan (P)	2003	NUNEZ, Eduarniel (P)	2021
MIKULIK, Joe (Manager)	2014	NWOGU, Jordan (OF)	2021
MILBURN, Adam (P)	1999	<b>-O-</b>	
MILES, Cole (OF)	2009-10	OBERHOLTZER, Brett (P)	2010
MILLER, Anthony (Strength Coach)	2013-14	OCAMPO, Carlos (P)	2021
MILLER, Chas (Trainer)	2009-10	ODOR, Rougned (IF)	2013
MILLER, Greg (OF)	2003	OLIVO, Christian (OF)	2023-24
MILLER, Kyle (P)	2017-18	OLT, Mike (IF)	2011
MILLER, Matt (P)	2002-03	ONAKA, Hiroto (OF)	2013
MILLER, Tyson (P)	2018	OPITZ, Casey (C)	2021
MILLIGAN, Adam (OF)	2009-10	OQUENDO, Johzan (P)	2022-23
MILLS, Alec (P)	2017	ORR, Peterson T. (IF/OF)	2001-02
MINCH, Jordan (P)	2016-18	ORTEGANO, Jose (P)	2009-10
MINEO, Alberto (C)	2015	ORTIZ, Joe (P)	2011
MINER, Zach (P)	2003	OSBORNE, Zach (P)	2011-12
MINTZ, Steve (Pitching Coach)	2013-14	OSTING, Jimmy (P)	2000
MIRANDA, Humberto (Coach)	2013	OSUNA, Edgar (P)	2009
MITCHELL, Kevonte (OF)	2018-19	OWINGS, Jon Mark (OF)	2008-09
MONASTERIO, Andruw (IF)	2017-18	OXENDINE, Chad (Bullpen Catcher)	2011
MONEGRO, Jose (P)	2012-14	<b>-P-</b>	
MONK, Brandon (IF)	2007	PABON, Miguel (C)	2023-24
MONTANO, Gregori (P)	2022-23	PACIOLLA, Chris (IF)	2024
MOORE, Grayson (P)	2023	PACHECO, Delvis (P)	1999, '01
MOODY, Shayne (IF)	2010	PAGAN, Ezequiel (OF)	2021-22
MORA, Juan (IF)	2022-23		
MORE, Cristian (OF)	2023		
MOREL, Rafael (IF/OF)	2023		
MORENO, Erling (P)	2019		

\*\*\*MLB Rehab assignment, not on the official active roster

PAISANO, David (OF)	2011		
PALENCIA, Daniel (P)	2021		
PALICA, Tommy (P)	2009-10		
PANIAGUA, Juan (P)	2015		
PARADES, Eligio (P)	2023		
PARLIAMENT, Adam (OF)	2006		
PARR, James (P)	2006-07		
PARRA, Christian (P)	2000		
PARRA, Luis (P)	2013-14		
PASSANTINO, Jeffrey (P)	2019		
PATTERSON, Jack (P)	2019, 2024		
PAULA, Adonis (P)	2017		
PAULINO, Angelo (P)	2010		
PAULINO, Jose (P)	2018		
PAYANO, Nelson (P)	2006-07		
PAYNE, Tyler (C)	2019		
PAYANO, Victor (P)	2013-14		
PEARSON, Tyler (C)	2016-18		
PEGUERO, Yeiler (IF)	2018-19		
PENA, Brayan (C)	2002-03		
PENA, Raymond (C)	2021		
PENA, Tony (IF)	2003		
PENALVER, Carlos (IF)	2015		
PERALTA, Efigenio (P)	2004		
PERALTA, Starling (P)	2015		
PEREDA, Jhonny (C)	2018		
PEREZ, Brallan (IF)	2014		
PEREZ, Josue (Hitting Coach)	2013-14		
PEREZ, Kenyi (P)	2023-24		
PERTUZ, Fabian (INF)	2021, 2024		
PETERS, Mathew (P)	2022, 2024		
PETERS, Yaron (IF)	2003		
PEYTON, Tyler (P)	2018-19		
PICHARDO, Starlyn (P)	2023-24		
PIERCE, Tony (P)	2000		
PIETERS, Chris (OF)	2018		
PINANGO, Yohendrick (OF)	2021		
POLLAKOV, Steven (Hitting Coach)	2022		
POPE, Van (IF/P)	2005-06, '10		
POWELL, Brandon (IF)	2008		
POWELL, Walker (P)	2021-22		
PRADO, Martin (IF)	2005		
PRECIADO, Reginald (IF)	2022-24		
PRINCE, Jared (OF)	2011		
PROCTOR, Scott (P)	2010		
PRUNEDA, Benino (P)	2009-10		
PUCETAS, Kevin (P)	2013-14		
PUDEWELL, Nate (P)	2005		
PUENTE, DAN (Hitting Coach)	2021		
PUGH, Josh (C)	1999-00		
PUGLIESE, James (P)	2015-16		
PYZIK, Steve (C)	2005-06		
QUINTERO, Malcom (C)	2022-23		
RAKKAR, Jasvir (P)	2015		
RAMIREZ, Horacio (P)	2000		
RAMIREZ, Pedro (IF)	2022-23		
RAMIREZ, Neil (P)	2011		
RAMON, Eriandys (IF)	2024		
RASMUS, Cory (P)	2010		
RAYO, Pedro (P)	2005		
REED, Austin (P)	2015		
REED, Sheldon (P)	2021-22		
REESE, Nate (C)	2000		
REID, Bailey (P)	2021		
REILLY, Vince (P)			
REINDL, Jake (P)	2021-22		
REINOSO, Nathaniel (OF)	2000		
RENTERIA, Edinson (Coach)	2003		
REYES, Jimmy (P)	2011-12		
REYES, Jo-Jo (P)	2011-12		
REYES, Luis (P)	2024		
REYNOSO, Francis (P)	2024		
REYNOSO, Ryne (P)	2007-08		
REYNOLDS, Luke (IF)	2019		
REYNOLDS, Ryan (IF)	2021		
RICE, Ian (C)	2016		
RICHAN, Paul (P)	2019		
RICHARDS, Glen (P)	2005		
RICHARDSON, Jason (P)	2004-05		
RICHMOND, Josh (OF)	2012		
RIVAS, Carlos (P)	2008-09		
RIVERA, Luis (P)	1999		
RIVERO, Alejandro (IF)	2022		
ROAT, Kyle (C)	2003		
JOB DALLAS ROBERTS, Brandon (OF/IF)	2003		
ROBERTS, Ethan (P)	2019		
ROBERTS, Nick (Athletic Trainer)	2022		
ROBERTS, Ralph (P)	2003-06		
ROBINSON, Drew (IF)	2013		
RODEGAUGH, Ryan (P)	2011		
RODGERS, Chad (P)	2009-10		
RODRIGUEZ, Concepcion (OF)	2008		
RODRIGUEZ, Dawel (P)	2021		
RODRIGUEZ, Erian (P)	2023-24		
RODRIGUEZ, Geraldo (IF)	2009-10		
RODRIGUEZ, Jeff (C)	1999, 01		
RODRIGUEZ, Jose (P)	2003		
RODRIGUEZ, Luis Angel (P)	2021-22		
RODRIGUEZ, Manul (P)	2019		
RODRIGUEZ, Ricardo (IF/P)	2002		
ROEDERER, Cole (OF)	2022		
ROGERS, Jacob (IF)	2015		

\*\*\*MLB Rehab assignment, not on the official active roster



ROHRBOUGH, Cole (P)	2008-10	SHORT, Zack (IF)	2017
ROJAS, Jefferson (IF)	2023	SHULTS, Stephen (OF)	2009
ROJAS, Randol (P)	2012	SHUMATE, Jacob (P)	1999
ROJAS, Yenrri (P)	2024	SIERRA, Jonathan (OF)	2021
ROMERO, Alfredo (P)	2024	SILVA, Yohan (OF)	2008
ROMERO, Jhon (P)	2018	SIME, Samuel (IF)	2010
ROMERO, Jose (P)	2022-23	SIMMONS, Jerry (OF)	2000
RONDON, Manuel (P)	2018-19	SISNEROS, Cameron (IF)	2024
ROOF, Jonathan (IF)	2011	SKOLE, Jake (OF)	2012-13
ROQUE, Oliver (P)	2022	SKULINA, Tyler (P)	2015
ROSARIO, Alfonsin (OF)	2024	SMALLEY, Mike (P)	2001
ROSARIO, David (Pitching Coach)	2015	SMITH, Austin (Strength Coach)	2021
ROSARIO, Jose (P)	2016	SMITH, Cam (IF)	2024
ROSARIO, Jovanny (Bench Coach)	2022	SMITH, Dan (P)	2005-06
ROSE, Matt (IF)	2017	SMITH, Tyler (P)	2013
ROSS, Jason (OF)	1999	SMOTHERS, Stewart (OF)	1999-00
ROSS, Robbie (P)	2011	SNITKER, Brian (Manager)	1999-01
ROWEN, Ben (P)	2012	SOBKOWIAK, Scott (P)	1999, '02
ROZEMA, Michael (IF)	2005-07	SOJO, Alberto (P)	2021
RUCKER, Mike (P)	2017	SOLER, Jorge (OF)***	2015
RUJANO, Luis (P)	2023-24	SOTO, Wally (C)	2022, 2024
RUELAS, Alonzo (C)	2004-05	SPENCE, Liam (IF)	2022
RUSSELL, Stephen (P)	2006	SPENCER, Jeff (OF)	1999
		SPINGOLA, Daniel (OF)	2016-18
SALAS, Jose (C)	2003-04	SPOONEYBARGER, Tim (P)	2000
SALTALAMACCHIA, Jarrod (C)	2005	SPRENGER, Justin (P)	2014
SALVADOR, Andricson (P)	2022	SPRUILL, Zeke (P)	2010
SAMMONS, Clint (C)	2006-07	STAFFORD, SAM (P)	2014
SANTAMARIA, Jahdiel (OF)	2010	STAMBAUGH, Dalton (P)	2021
SANTANA, Tyler (P)	2022	STANLEY, Adam (P)	2007
SANTANA, Yeison (INF)	2021-23	STARTUP, Will (P)	2006
SANTIAGO, Jose (P)	2007	STEELE, Justin (P)	2017-18
SANTOS, Arthur (P)	2006	STERN, Adam (OF)	2002-03
SANTY, Marino (P)	2023-24	STEVENS, Felix (OF)	2021-23
SARDINAS, Luis (IF)	2013	STEVENS, Jake (P)	2005-07
SAUNDERS, Tim (IF)	2015	STEVENS, Jeff (C)	2007
SCALZO JR., Frankie (P)	2021-22	STINNETT, Jake (P)	2016-17, '19
SCHADE, Scott (IF)	2005-06	STRAUSBORGER, Ryan (OF)	2011
SCHAFER, Jordan (OF)	2007	STUBBS, Franklin (Hitting Coach)	2005-06
SCHARRER, Jim (1B/DH)	1999	STURKIE, Scott (P)	2004
SCHLAFFER, Tyler (P)	2021-22, 2024	SUCRE, Jesus (C)	2009-10
SCHLEHUBER, Braeden (C)	2010	SUELLENTROP, Tyler (P)	2021
SCHREIBER, Zach (P)	2005-06	SUERO, Ovandy (OF)	2006
SCHUERHOLZ, Jon (IF)	2004	SULLIVAN, Richard (P)	2009
SCHULTZ, Connor (P)	2024	SUMOZA, Luis (OF)	2009-10
SCHWENDEL, Paul (P)	2010	SUNCIN, German (Athletic Trainer)	2021
SCOTT, Tayler (P)	2015	SURIEL, Anderson (OF)	2024
SENCION, Carlos (P)	2007-08	SWARMER, Matt (P)	2018
SEPULVEDA, Carlos (IF)	2017, '19	SWIFT, Jimmy (IF)	2011
SERRA, Bryan (INF)	2021-22	SYLVESTER, Billy (P)	2000
SERRANO, Ray (C)	2002, '04-05		
SHEHAN, Chris (OF)	2009-10		
SHIELL, Jason (P)	1999		
SHORT, Wyatt (P)	2018		





TAVAREZ, Anderson (Pitching Coach)	2016-17
TAYLOR, Zac	2019
TEHERAN, Julio (P)	2010
TEJEDA, Ferdin (P)	2008
TELIS, Tomas (C)	2012
TEPESCH, Nicholas (P)	2012
TEPESCH, Nicholas (P)	2012
TERHUNE, Mike (UTL)	1999
TERRAZAS, Ivan (OF/IF)	2006-07
TERVEEN, Bryce (C)	2001-02
THANOPOULOS, George (Pitching Coach)	2024
THOMAS, Ben (IF)	2004-05
THOMAS, Charles (OF)	2001-03
THOMPSON, Jacob (P)	2009
THOMPSON, Keegan (P)	2018
THORESEN, Sam (P)	2021-22, 2024
THORMAN, Scott (IF)	2003-04
THORPE, Tommy (P)	2016-17
TILLERY, Josh (P)	2002-03
TIMMONS, Wes (IF)	2004, '06
TISONE, Nick (P)	2006
TORREALBA, Steve (C)	1999-00
TORRES, Gleyber (IF)	2015-16
TORRES, Kevin (C/IF)	2013-14
TORREZ, Dauri (P)	2015-16
TREJO, Jaime (IF)	2005-06
TRANTOS, James (IF)	2022
TRIUNFEL, Alberto (IF)	2014
TRUITT, Derrick (P)	2001
TSENG, Jen-Ho (P)	2015
TUCKER, Glenn (P)	2004-05
TUFTS, Tyler (P)	2011
TYRANSKI, Mitchell (P)	2024
TRICE, Carter (C)	2024



UELMEN, Erich (P)	2018-19
UM, Jong (C)	2001
UNDERWOOD JR., Duane (P)	2015-16
UPSHAW, Austin (IF)	2018



VALDEZ, Kevin (P)	2023
VALENZUELA, Sergio (P)	2007
VAN DAM, Drew (Trainer)	2005
VAN METER, Joe (P)	2012-13
VARGAS, Alexander	2019
VARGAS, Didier (P)	2021-22, '23
VAZ, Roberto (Hitting Coach)	2023-24
VELAZQUEZ, Juan (P)	2005
VENTERS, Jonny (P)	2007-08
VERASTEGUI, Jerry (C)	2007
VERDUGO, Luis (INF)	2021
VERONIE, Shanin (P)	2001-02

VIANNA, Marcel (P)	2003
VICKERSON, Nick (IF)	2014
VILLA, Kelvin (P)	2005-06, '08
VILLANUEVA, Christian (IF)	2012
VINES, Chris (P)	2007-08
VIZCAINO, Arodys (P)	2010
VIZCAINO, Jeral (P)	2024
VOSLER, Jason (IF)	2015-16
VOYLES, Brad (P)	1999-01



WAGNER, Michael (P)	2016
WAINWRIGHT, Adam (P)	2002
WARE, L.V. (OF)	2010
WARKENTIN, Matt (INF)	2021-22
WATERS, Chris (P)	2002-05
WATKINS, Chase (P)	2022
WATKINS, David (P)	2002-03, '06
WEISMAN, Mark (Strength Coach)	2022
WELLS, Ben (P)	2015
WEST, Matt (P)	2011-12
WETZEL, Jacob (OF)	2021-22, 2024
WHEAT, JP (P)	2024
WHEELER, Missile (Bullpen Catcher)	2006-10
WHEELER, Rocket (Manager)	2006-10
WHITE, Sean (P)	2004-05
WHITE, Will (IF)	2008
WHITING, Sutton (IF)	2015
WHITMER, Jace (C)	2009
WHITNEY, Blake (P)	2021
WIELAND, Joe (P)	2011
WIGGINS, Jaxon (P)	2024
WILLIAMS, Gregory (P)	2012
WILLIAMS, Jeremy (OF)	2012
WILLIAMS, Toby (Athletic Trainer)	2016-17
WILLIAMSON, John (P)	2010
WILLIS, Kent (Pitching Coach)	2010
WILSON, D.J. (OF)	2018-19
WILSON, Travis (IF)	2000
WILSON, Tyler (P)	2007-09
WINKELSAS, Joe (P)	2001
WISE, Dewayne (P)***	2004
WOLFF, Sam (P)	2014
WONG, Jerrod (1B/OF)	1999
WOOD, Jason (Manager)	2011-13
WRIGHT, Jarod (P)	2021-22
WRIGHT, Matt (P)	2003-04
WRIGHT, Ty (Assistant Coach)	2017-19



YAN, Johan (P)	2011
YANKOSKY, L.J. (P)	2001-02
YOUNG, Chesny (IF/OF)	2015
YOUNG, Jared (IF)	2018
YOUNG, Matt (OF)	2006-0



2

ZAGUNIS, Mark (OF)	2015
ZANESKI, Zach (C)	2011
ZAPP, A.J. (IF)	2000
ZARRAGA, Alfredo (P)	2022
ZAZUETA, Amadeo (IF)	2010
ZEGLIN, Nico (P)	2024
ZINN, Delvin (IF)	2019
ZOBRIST, Ben (IF)	2019
ZOUZALIK, Michael (P)	2013
ZUMWALT, Alec (P)	2002-03

# BEFORE THE PELICANS



## History of Baseball at the Beach

Pro baseball arrived on the Grand Strand in 1986 when the Florence Blue Jays relocated east. The team played its first season a year later and went 83-56, winning the South Atlantic League Championship as a Low-A affiliate of the Jays. Led by future Major Leaguers Pat Hentgen, Randy Knorr, Doug Linton, Luis Sojo and Junior Felix, the Myrtle Beach Blue Jays played in Conway at Coastal Carolina Stadium.

The most notable player for the Blue Jays was Carlos Delgado, who batted .286 with 18 home runs in 1991. Then a catcher, Delgado made his Major League debut only two seasons later in 1993.

The team also had Chris Weinke in 1992. Weinke would leave pro baseball after the 1996 season for Florida State, where he won a National Championship and Heisman Trophy as the quarterback of the Seminoles.

After just four seasons the team changed its identity, renamed as the Myrtle Beach Hurricanes for that 1991 campaign. However, the 1992 season would be the team's last. The club moved after the season to become the Hagerstown Suns. Pro baseball wouldn't return to the Grand Strand until the Pelicans debuted in 1999.



*The 1992 Myrtle Beach Hurricanes*

History

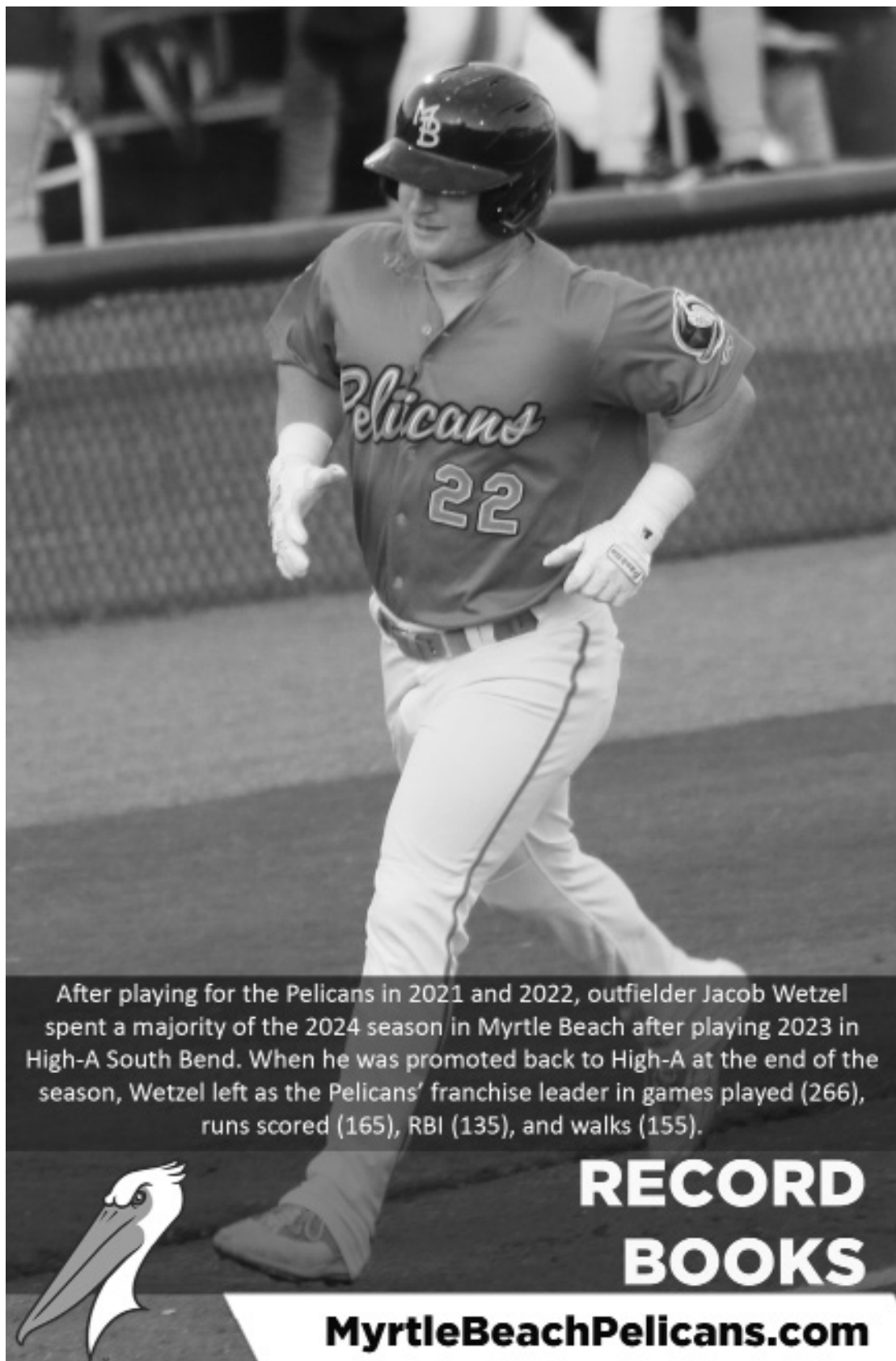


## Cubs Advanced-A Affiliate History

2015 - 2020 (Moved to Single A in 2021) ..... Myrtle Beach Pelicans  
 1993 - 2014 ..... Daytona Cubs  
 1990 - 1992 ..... Winston-Salem Spirits



*\*Prior to 1990, the Cubs did not have an Advanced-A distinction. Winston-Salem was previously a Class A affiliate, a distinction it held from 1985-1989.*



After playing for the Pelicans in 2021 and 2022, outfielder Jacob Wetzel spent a majority of the 2024 season in Myrtle Beach after playing 2023 in High-A South Bend. When he was promoted back to High-A at the end of the season, Wetzel left as the Pelicans' franchise leader in games played (266), runs scored (165), RBI (135), and walks (155).



## **RECORD BOOKS**

**[MyrtleBeachPelicans.com](http://MyrtleBeachPelicans.com)**



# ALL-TIME TEAM RECORDS

## ALL-TIME REGULAR SEASON FRANCHISE TOTALS

Total games played .....	3,426 (Entering 2025)
Pelicans all-time record .....	1,767-1,655
All-time winning percentage .....	.516
First-half record (No halves in 2021) .....	876-774
First-half winning percentage .....	.531
Second-half record (No halves in 2021) .....	836-820
Second-half winning percentage .....	.505
Total home games .....	1,711
Home game record .....	941-770
Home game winning percentage .....	.550
Total road games .....	1,715
Road game record .....	830-885
Road game winning percentage .....	.484
Total games vs. Southern Division opponents (Carolina League) .....	1,686
Total extra-inning games .....	313
Record in extra-inning games .....	180-133
Extra-inning game winning percentage .....	.575
Total one-run games .....	1,075
Record in one-run games .....	546-529
One-run game winning percentage .....	.508
Total shutout games .....	532
Record in shutout games .....	284-248
Shutout game winning percentage .....	.534

## POSTSEASON FRANCHISE TOTALS

Postseason appearances .....	13 (1999, 2000, 2002, 2008, 2011, 2012, 2013, 2014, 2015, 2016, 2017, 2022, 2023)
Total postseason games .....	56
All-time postseason record .....	27-29
All-time postseason winning percentage .....	.482
Record in Mills Cup Championship Series games .....	13-9
Mills Cup championships won .....	4 (1999*, 2000, 2015, 2016)

*\*denotes split championship awarded to Myrtle Beach and Wilmington due to Hurricane Floyd*



# SINGLE-SEASON RECORDS

## SINGLE SEASON TEAM RECORDS

Most wins.....	89 (2008)
Fewest wins.....	53 (2009)
Most losses.....	84 (2009)
Fewest losses.....	52 (2000)
Highest winning percentage.....	.636 (2008)
Lowest winning percentage.....	.387 (2009)
Most first-half wins.....	47 (2022)
Fewest first-half wins.....	21 (2019)
Most first-half losses.....	46 (2019)
Fewest first-half losses.....	19 (2022)
Best first-half winning percentage.....	.712 (2022)
Lowest first-half winning percentage.....	.313 (2019)
Most second-half wins.....	46 (2000, 2016)
Fewest second-half wins.....	23 (2003)
Most second-half losses.....	46 (2003)
Fewest second-half losses.....	23 (2016)
Best second-half winning percentage.....	.667 (2016)
Lowest second-half winning percentage.....	.333 (2003)
Most home wins.....	49 (2002)
Fewest home wins.....	26 (2009)
Best home winning percentage.....	.700 (2002)
Lowest home winning percentage.....	.377 (2009)
Most home losses.....	43 (2009)
Fewest home losses.....	21 (2002)
Most road wins.....	45 (2014)
Fewest road wins.....	25 (2010, 2019)
Best road winning percentage.....	.652 (2014)
Lowest road winning percentage.....	.357 (2010)
Most road losses.....	45 (2010)
Fewest road losses.....	25 (2022)
Most extra-inning games.....	20 (1999)
Fewest extra-inning games.....	6 (2004)
Most extra-inning wins.....	11 (2006, 2013, 2016)
Most extra-inning losses.....	11 (1999)
Most one-run games.....	54 (1999)
Fewest one-run games.....	26 (2021*)
Most wins in one-run games.....	34 (2006)
Most losses in one-run games.....	27 (2011, <b>2024</b> )
Most shutout games.....	39 (2000)
Fewest shutout games.....	9 (2008)
Most wins in shutout games.....	27 (2000)
Most losses in shutout games.....	20 (2018)
Most losses vs. one opponent.....	19 (2021 – Charleston)
Most players used.....	67 (2021)
Fewest players used.....	38 (2001)
Most pitchers used.....	40 (2021)
Fewest pitchers used.....	19 (1999, 2000, 2002)

\*= 120 games played in 2021

## SINGLE SEASON TEAM RECORDS



Ernesto Mejia (pictured in the Home Run Derby), clubbed 21 of the Pelicans' franchise-record 153 homers in 2008.

## BATTING

**Stat**

Batting average:  
Hits:  
Runs:  
Official at-bats:  
Total bases:  
Doubles:  
Triples:  
Home Runs:  
Extra Base Hits:  
RBI:  
SAC (bunts + flies):  
Hit Batsmen:  
Walks drawn:  
IBB:  
Stolen Bases:  
Caught Stealing:  
Strikeouts:

**Most/Highest**

.260 (2008)  
1,217 (2008)  
764 (2008)  
4,764 (1999)  
1,875 (2014)  
298 (2008)  
49 (1999)  
153 (2008)  
486 (2008)  
705 (2008)  
98 (2016)  
106 (2001)  
**554 (2024)**  
24 (2006)  
191 (2023)  
79 (2007)  
**1,349 (2024)**

**Fewest/Lowest**

**.223 (2024)**  
892 (2021\*)  
518 (2019)  
3,895 (2021\*)  
1,330 (2021\*)  
165 (2021\*)  
14 (2001)  
55 (2018)  
249 (2018)  
409 (2018)  
41 (2009, 2021\*)  
44 (2010)  
349 (2012)  
1 (2023)  
62 (2017)  
26 (2021\*)  
860 (2002)

## PITCHING

**Stat**

ERA:  
Complete Games:  
Shutouts:  
Saves:  
Hits allowed:  
Runs Allowed:  
ER allowed:  
HR Allowed:  
Walks:  
Strikeouts:  
Wild Pitches:  
Hit Batsmen:  
Balks:

**Most/Lowest**

2.51 (2000)  
8 (2000)  
27 (2000)  
51 (2008)  
1,261 (2010)  
728 (2007)  
616 (2009)  
107 (2005)  
711 (2023)  
1,393 (2022)  
**179 (2023, 2024)**  
116 (2023)  
46 (2023)

**Fewest/High**

4.68 (2009)  
0 ('99, '21, '22, '23)  
5 (2010)  
20 (2003)  
880 (2023)  
395 (2000)  
336 (2000)  
52 (2023)  
339 (2015)  
872 (2006)  
53 (2002)  
31 (1999)  
2 (2011)

\*= 120 games played in 2021 season



## SINGLE SEASON INDIVIDUAL BATTING RECORDS

BATTING AVERAGE (Min. 378 PA)

1. Marcus Giles	.326	1999
2. Carl Loadenthal	.323	2006
3. Chesny Young	.321	2015
4. Jarrod Saltalamacchia	.314	2005
5. Billy McCarthy	.305	2002
6. Rougned Odor	.305	2013
7. Luis Sardinas	.298	2013
8. Isaiah Ka'aihue	.298	2007
9. Jordan Schafer	.294	2007
10. Nick Williams	.292	2014
Ezequiel Pagan	.292	2022

HITS

1. Marcus Giles	162	1999
2. Donell Linares	145	2009
3. Jarrod Saltalamacchia	144	2005
4. Odubel Herrera	142	2012
5. Ernesto Mejia	141	2008
6. Yasiel Balaguert	140	2016
7. Jared Prince	136	2011
Willie Cabrera	136	2008
9. Richard Lewis	135	2002
Billy McCarthy	135	2002

RUNS

1. Ernesto Mejia	93	2008
2. Willie Cabrera	86	2008
3. Richard Lewis	82	2002
4. Christopher Bostick	81	2014
Travis Jones	81	2008
6. Marcus Giles	80	1999
Jason Ross	80	1999
8. Mark Zagunis	78	2015
Van Pope	78	2006
10. Kevin Alcantara	76	2022

AT-BATS

1. Yasiel Balaguert	533	2016
2. Ernesto Mejia	519	2008
3. Trever Adams	506	2013
4. Donell Linares	505	2009
5. Odubel Herrera	500	2012
6. Marcus Giles	497	1999
7. Christopher Bostick	495	2014
Quentin Davis	495	2007
9. Ryan Strausborger	488	2011
10. Two tied with	484	

DOUBLES

1. Ernesto Mejia	47	2008
2. Marcus Giles	40	1999
3. Jarrod Saltalamacchia	35	2005
Brian McCann	35	2004
Andy Marte	35	2003
6. Jordan Schafer	34	2007
7. Preston Beck	33	2014
Rougned Odor	33	2013
Brett Nicholas	33	2012
Travis Wilson	33	2000

TRIPLES

1. Jason Ross	13	1999
2. Chris Garia	11	2014
<b>Jacob Wetzel</b>	<b>11</b>	<b>2024</b>
Quentin Davis	11	2007
4. Adam Stern	10	2002
5. Ryan Strausborger	9	2011
Cole Miles	9	2010
Gregor Blanco	9	2004
8. Rashad Crawford	8	2016
Christopher Bostick	8	2014
Aramis Ademan	8	2019

HOME RUNS

1. Cody Johnson	32	2009
2. Mike Hessman	23	1999
3. Isaiah Ka'aihue	22	2007
4. Joey Gallo	21	2014
Ernesto Mejia	21	2008
6. Yasiel Balaguert	19	2016
Brandon Hicks	19	2008
Jarrod Saltalamacchia	19	2005
9. <b>Andy Garriola</b>	<b>18</b>	<b>2024</b>
10. Tyler Flowers	17	2008
Matt Esquivel	17	2005

RBI

1. Yasiel Balaguert	96	2016
2. Ernesto Mejia	93	2008
3. Tyler Flowers	88	2008
4. Donell Linares	87	2009
5. Kevin Alcantara	85	2022
6. Cody Johnson	84	2009
7. Trever Adams	82	2013
8. Matt Esquivel	81	2005
Jarrod Saltalamacchia	81	2005
10. Willie Cabrera	78	2008
Travis Jones	78	2008



SINGLE SEASON INDIVIDUAL BATTING RECORDS



Jared Prince was named the Pelicans MVP in 2011; he hit 12 home runs in 2012 Texas League action.

WALKS

1. Tyler Flowers	98	2008
2. Mark Zagunis	80	2015
Preston Beck	80	2014
4. Travis Jones	77	2008
5. Drew Robinson	72	2013
6. Matt Young	71	2006
7. Jake Skole	69	2013
8. Andy Marte	67	2003
9. Charcer Burks	66	2016
10. Cody Johnson	64	2009

STOLEN BASES

1. Chris Garia	45	2014
2. Adam Stern	40	2002
3. Jeffrey Baez	38	2016
4. Quentin Davis	37	2007
<b>Cristian Hernandez</b>	<b>37</b>	<b>2024</b>
5. J.C. Holt	35	2006
6. Gregor Blanco	34	2003
7. Onil Joseph	32	2004
8. Ryan Strausborger	32	2011
Richard Lewis	31	2002
Jason Ross	31	1999

GAMES

1. Yasiel Balaguert	135	2016
Trever Adams	135	2013
3. Quentin Davis	134	2007
4. Jason Ross	133	1999
5. Jared Prince	131	2011
6. Ernesto Mejia	131	2008
7. Christopher Bostick	130	2014
Donell Linares	130	2009
Andy Marte	130	2003
Richard Lewis	130	2002

STRIKEOUTS

1. Cody Johnson	171	2009
2. <b>Alfonsin Rosario</b>	<b>147</b>	<b>2024</b>
3. Junior Brignac	145	2000
4. Matt Esquivel	140	2005
5. Ernesto Mejia	139	2008
6. Jason Ross	136	1999
7. Mike Hessman	135	1999
8. Troy Cameron	131	2000
9. Scott Schade	130	2005
10. Jeff Spencer	126	1999



## SINGLE SEASON INDIVIDUAL PITCHING RECORDS

WINS

1. Christian Parra	17	2000
2. Trey Hodges	15	2001
Horacio Ramirez	15	2000
4. Chris Waters	13	2002
Jung Bong	13	2001
7. Jonathan Martinez	12	2016
Scott Diamond	12	2008
8. J.J. Hoover	11	2010
Kenny "Bubba" Nelson	11	2002
Tyler Santana	11	2022

SAVES

1. Kevin Barry	26	2002
2. Ryan McNeil	22	2016
Sung Ki Jung	22	2007
4. Glenn Tucker	21	2004
5. Ben Rowen	19	2012
Brad Voyles	19	2003
7. Cory Gearrin	17	2009
8. Jasvir Rakkar	16	2015
Billy Sylvester	16	2000
Ryan Greene	16	1999

APPEARANCES

1. Glenn Tucker	48	2004
2. Kevin Barry	47	2002
3. Pedro Araujo	44	2017
Ryan McNeil	44	2016
Nick Fellman	44	2008
Kevin Gunderson	44	2007
Ralph Roberts	44	2003
Ryan Greene	44	1999
9. Five players tied with	42	

GAMES STARTED

1. Jake Stevens	28	2005
Blaine Boyer	28	2004
Matt Coenen	28	2003
Adam Wainwright	28	2002
Chris Waters	28	2002
Jung Bong	28	2001
7. Anthony Lerew	27	2004
Macay McBride	27	2003
Zach Miner	27	2003
10. Thomas Hatch	26	2017
Ryne Reynoso	26	2008
Horacio Ramirez	26	2000

INNINGS PITCHED

1. Chris Waters	182.2	2002
2. Trey Hodges	173.0	2001
3. Jung Bong	168.0	2001
4. Macay McBride	164.2	2003
5. Adam Wainwright	163.1	2002
6. Roman Colon	163.0	2002
7. Christian Parra	157.2	2000
8. Blaine Boyer	154.0	2004
9. Zach Miner	153.2	2003
10. Matt Crim	149.2	2010

LOSSES

1. Wilfredo Boscan	12	2011
Richard Sullivan	12	2009
Jairo Cuevas	12	2007
4. Matt Crim	11	2010
Thomas Hatch	11	2017
Bryan Hudson	11	2018
6. Dustin Evans	10	2007
Kelvin Villa	10	2005
Blaine Boyer	10	2004
Matt Coenen	10	2003
Zach Miner	10	2003
Will Fleck	10	1999
Javier Assad	10	2019

ERA (Min. 112 IP)

1. Kenny "Bubba" Nelson	1.72	2002
2. Robbie Ross	2.26	2011
3. Christian Parra	2.28	2000
4. Derrick Lewis	2.40	1999
5. Daniel Curtis	2.53	2002
6. Nathan Kent	2.55	2000
7. Jonathan Martinez	2.56	2015
8. Randall Delgado	2.76	2010
Chris Waters	2.76	2002
Trey Hodges	2.76	2001

COMPLETE GAMES

1. Daniel Curtis	3	2002
Horacio Ramirez	3	2000
3. Daury Torrez	2	2015
Kyle Hendricks	2	2012
Luis Atilano	2	2006
Matt Harrison	2	2006
James Parr	2	2006
Zach Miner	2	2003
Chris Waters	2	2002
Christian Parra	2	2000



## SINGLE SEASON INDIVIDUAL PITCHING RECORDS

WALKS

1. Victor Payano	90	2014
2. Derrick Lewis	81	1999
3. Erik Cordier	74	2009
4. Jairo Cuevas	71	2007
5. Kyle Cofield	66	2008
Adam Wainwright	66	2002
7. Scott Sobkowiak	63	1999
8. Luis Parra	62	2014
Jake Stevens	62	2005
Matt Coenen	62	2003

SHUTOUTS (Individual complete game)

1. Daniel Curtis	3	2002
2. Christian Parra	2	2000
Horacio Ramirez	2	2000
4. Casey Bloomquist	1	2017
Oscar De La Cruz	1	2017
Daury Torrez	1	2015
Nick Tepesch	1	2012
Joe Wieland	1	2011
Jose Capellan	1	2004
Erik Cordier	1	2009
Richard Sullivan	1	2009
Scott Diamond	1	2008
Cole Rohrbough	1	2008
James Parr	1	2007
Matt Harrison	1	2006
Daniel Curtis	1	2003
Chris Waters	1	2002
Brett Evert	1	2001

STRIKEOUTS

1. Adam Wainwright	167	2002
2. Christian Parra	163	2000
3. Scott Sobkowiak	161	1999
4. Jung Bong	145	2001
5. John Ennis	144	2001
6. Alec Asher	139	2013
Macay McBride	139	2003
Trey Hodges	139	2001
9. Trevor Clifton	129	2016
10. Barret Loux	127	2011

HITS ALLOWED

1. Matt Crim	180	2010
2. Roman Colon	170	2002
3. Jake Stevens	167	2005
4. Macay McBride	164	2003
5. Trey Hodges	156	2001
6. Chris Waters	154	2002
7. Jung Bong	151	2001

8. Zach Miner	150	2003
9. Adam Wainwright	149	2002
10. Anthony Lerew	145	2004
Matt Coenen	145	2003

RUNS ALLOWED

1. Matt Crim	101	2010
2. Jake Stevens	90	2005
3. Luis Parra	81	2014
Matt Butler	81	2003
Roman Colon	81	2002
6. Cole Rohrbough	80	2009
Jose Paulino	80	2018
7. James Parr	76	2006
8. Anthony Lerew	75	2004
9. Five players tied with	74	

EARNED RUNS ALLOWED

1. Matt Crim	81	2010
Jake Stevens	81	2005
3. Cole Rohrbough	75	2009
Matt Butler	75	2001
5. Luis Parra	72	2014
6. James Parr	71	2006
7. Victor Payano	64	2014
Roman Colon	64	2002
9. Wilfredo Boscan	63	2011
Matt Coenen	63	2003
Zach Miner	63	2003



Alec Asher (above) led the Birds in ERA and IP in 2013





# CAREER RECORDS

## CAREER INDIVIDUAL BATTING RECORDS

### BATTING AVERAGE (min. 378 PA)

1. Marcus Giles	.320	1999, 2004
2. Chesny Young	.321	2015
3. Jarrod Saltalamacchia	.314	2005
4. Carl Loadenthal	.308	2005-06
5. Bill McCarthy	.305	2002
6. Rougned Odor	.305	2013
7. Luis Sardinas	.298	2013
Reivaj Garcia	.298	2021-23
9. Jordan Schafer	.294	2007
10. Nick Williams	.292	2014

### GAMES PLAYED

1. <b>Jacob Wetzel</b>	<b>266</b>	<b>2021-22, 2024</b>
2. Junior Brignac	258	1999-2001
3. Gregor Blanco	245	2003-04
4. Ryan Langerhans	241	2000-01
5. Cole Miles	227	2009-10
6. Preston Beck	219	2013-14
7. Edwin Garcia	218	2012-14
Santiago Chirino	218	2011-12
9. Steven Doetsch	211	2005-06
10. <b>Cristian Hernandez</b>	<b>201</b>	<b>2023-24</b>

### AT-BATS

1. Junior Brignac	962	1999-2001
2. <b>Jacob Wetzel</b>	<b>910</b>	<b>2021-22, 2024</b>
3. Gregor Blanco	897	2003-04
4. Ryan Langerhans	842	2000-01
5. Cole Miles	795	2009-10
6. Santiago Chirino	779	2011-12
7. Edwin Garcia	760	2012-14
8. Preston Beck	758	2013-14
9. Steven Doetsch	743	2005-06
10. <b>Cristian Hernandez</b>	<b>735</b>	<b>2023-24</b>

### RUNS SCORED

1. <b>Jacob Wetzel</b>	<b>165</b>	<b>2021-22, 2024</b>
2. Gregor Blanco	139	2003-04
3. Ryan Langerhans	121	2000-01
4. Cole Miles	119	2009-10
5. Junior Brignac	118	1999-2001
6. Willie Cabrera	114	2007-08
7. Odubel Herrera	111	2012-14
Carl Loadenthal	111	2005-06
9. Preston Beck	104	2013-14
10. Eric Campbell	103	2007-08

### HITS

1. Gregor Blanco	241	2003-04
2. Ryan Langerhans	212	2000-01
3. <b>Jacob Wetzel</b>	<b>210</b>	<b>2021-22, 2024</b>
4. Cole Miles	206	2009-10
5. Odubel Herrera	203	2012-14
Junior Brignac	203	1999-2001
7. Adam LaRoche	202	2001-02
8. Willie Cabrera	199	2007-08
9. Edwin Garcia	196	2012-14
1-. Steven Doetsch	193	2005-06

### DOUBLES

1. Ernesto Mejia	54	2008-09
2. Adam LaRoche	48	2001-02
3. Preston Beck	47	2013-14
<b>Andy Garriola</b>	<b>47</b>	<b>2023-24</b>
5. Ryan Langerhans	44	2000-01
6. Marcus Giles	41	1999, 2004
7. Royce Bolinger	40	2013-14
8. Jared Hoying	39	2011-12
9. Willie Cabrera	39	2007-08
10. Jon Mark Owings	38	2008-09

### TRIPLES

1. Cole Miles	16	2009-10
Gregor Blanco	16	2003-04
3. <b>Jacob Wetzel</b>	<b>15</b>	<b>2021-22, 2024</b>
4. Jason Ross	13	1999
5. Chris Garia	11	2014
Quentin Davis	11	2007
Aramis Ademan	22	2018-19
Carlos Duran	11	2003-05
9. Adam Stern	10	2002-03
Ryan Langerhans	10	2000-01

### HOME RUNS

1. Cody Johnson	38	2009-10
2. Isaiah Ka'aihue	35	2006-07
3. Eric Campbell	33	2007-08
4. <b>Andy Garriola</b>	<b>30</b>	<b>2023-24</b>
5. <b>Jacob Wetzel</b>	<b>26</b>	<b>2021-22, 2024</b>
6. Gerry Rodriguez	25	2009-10
7. Ernesto Mejia	24	2008-09
Felix Stevens	24	2021-23
9. Mike Hessman	23	1999
10. Troy Cameron	22	2000-01



## CAREER INDIVIDUAL BATTING RECORDS

## RUNS BATTED IN

1. Jacob Wetzel	135	2021-22, 2024
2. Andy Garriola	132	2023-24
3. Preston Beck	116	2013-14
Eric Campbell	116	2007-08
5. Cody Johnson	109	2009-10
6. Ernesto Mejia	105	2008-09
7. Willie Cabrera	102	2007-08
8. Adam LaRoche	100	2001-02
9. Yasiel Balaguert	96	2016
Junior Brignac	96	1999-2001

## WALKS

1. Jacob Wetzel	155	2021-22, 2024
2. Preston Beck	127	2013-14
3. Matt Young	108	2006-07
4. Gregor Blanco	101	2003-04
5. Jake Skole	100	2012-13
6. Cristian Hernandez	99	2023-24
7. Tyler Flowers	98	2008
8. Vincent DiFazio	96	2011-12
9. Junior Brignac	91	1999-2001
10. Ryan Langerhans	87	2000-01

## STRIKEOUTS

1. Junior Brignac	297	1999-2001
2. Jacob Wetzel	244	2021-22, 2024
3. Gregor Blanco	228	2003-04
4. Ethan Hearn	215	2021-22
5. Cristian Hernandez	213	2023-24
6. Ryan Langerhans	208	2000-01
7. Andy Garriola	201	2023-24
Reginald Preciado	201	2022-24
9. Cody Johnson	200	2009-10
10. Troy Cameron	193	2000-01

## STOLEN BASES

1. Cristian Hernandez	64	2023-24
2. Gregor Blanco	59	2003-04
3. Adam Stern	47	2002-03
Ryan Langerhans	47	2000-01
5. Chris Garia	45	2014
6. Junior Brignac	44	1999-2001
7. Cole Miles	43	2009-10
8. Carl Loadenthal	42	2005-06
9. Jeffrey Baez	40	2015-16
10. Odubel Herrera	38	2012-14
Jacob Wetzel	38	2021-22, 2024

## CAUGHT STEALING

1. Junior Brignac	27	1999-2001
2. Gregor Blanco	25	2003-04
3. Ryan Langerhans	24	2000-01
4. Quentin Davis	21	2007
5. Cole Miles	18	2009-10
Steven Doetsch	18	2005-06
7. Matt Young	17	2006-07
8. Carl Loadenthal	16	2005-06
Willie James	16	2004-06
10. Kelly Johnson	15	2002

## ON-BASE PERCENTAGE (Min. 378 PA)

1. Tyler Flowers	.427	2008
2. Curt Fiore	.398	2001
3. Carl Loadenthal	.397	2005-06
4. Jarrod Saltalamacchia	.394	2005
5. Wes Timmons	.391	2004, 2006
6. Matt Young	.386	2006-07
Bill McCarthy	.386	2002
8. Isaiah Ka'aihue	.385	2006-07
Marcus Giles	.385	1999, 2004
10. Jared Prince	.376	2011
A.J. Zapp	.376	2000

## SLUGGING PERCENTAGE (Min. 378 PA)

1. Isaiah Ka'aihue	.541	2006-07
2. Jarrod Saltalamacchia	.519	2005
3. Jon Mark Owings	.516	2008-09
4. Cody Johnson	.517	2009-10
5. Ernesto Mejia	.511	2008-09
6. Marcus Giles	.504	1999, 2004
Mike Hessman	.504	1999
8. Brian McCann	.494	2004
9. Jordan Schafer	.477	2007
10. Andy Marte	.469	2003

## EXTRA BASE HITS

1. Ernesto Mejia	83	2008-09
2. Andy Garriola	78	2023-24
3. Jacob Wetzel	75	2021-22, 2024
4. Ryan Langerhans	67	2000-01
5. Preston Beck	66	2013-14
6. Jon Mark Owings	65	2008-09
Gregor Blanco	65	2003-04
8. Isaiah Ka'aihue	64	2006-07
Adam LaRoche	64	2001-02
9. Eric Campbell	62	2007-08
Troy Cameron	62	2000-01



CAREER INDIVIDUAL BATTING RECORDS



Gregor Blanco (above) won a World Series in '12 and in '14 with the San Francisco Giants.

SACRIFICE HITS

1. Cole Miles	26	2009-10
2. Robert Marcial	23	2006-09
3. Quentin Davis	18	2007
4. Jonathan Schuerholz	17	2004
5. Junior Brignac	15	1999-2001
6. Adam Stern	14	2002-03
Connor Myers	14	2017-18
8. Aramis Ademan	13	2018-19
9. Jeffrey Baez	12	2015-16
Chris Garia	12	2014
Santiago Chirino	12	2011-12
Jared Hoying	12	2011-12

SACRIFICE FLIES

1. <b>Andy Garriola</b>	<b>13</b>	<b>2023-24</b>
2. Carlos Duran	12	2003-05
3. Santiago Chirino	11	2011-12
4. Hanser Alberto	9	2012-14
Edwin Garcia	9	2012-14
Chris Grayson	9	2012-14
Van Pope	9	2005-06
Scott Thorman	9	2003-04
Andy Marte	9	2003
Cory Aldridge	9	2000

HIT BY PITCH

1. Jared Prince	30	2011
2. Vincent DiFazio	24	2011-12
3. Bill McCarthy	23	2002
4. Christian Villanueva	20	2012
5. Curt Fiore	19	2001
<b>Jacob Wetzel</b>	<b>19</b>	<b>2021-22, 2024</b>

7. Ryan Langerhans	18	2000-01
8. Jacob Wetzel	17	2021-22
9. Mark Zagunis	16	2015
Ernesto Mejia	16	2008-09
Wes Timmons	16	2004, 2006
10. Rougned Odor	15	2013
Juan Mora	15	2022-23
<b>Andy Garriola</b>	<b>15</b>	<b>2023-24</b>

DOUBLE PLAYS HIT INTO

1. Santiago Chirino	27	2011-12
Tyler Alamo	27	2017-18
2. Hanser Alberto	25	2012-14
3. Ernesto Mejia	23	2008-09
4. Victor Caratini	22	2015
5. Ryan Lehr	20	1999-2000
6. Edwin Garcia	19	2012-14
Jesus Sucre	19	2009-10
Eric Campbell	19	2007-08
9. Tomas Telis	18	2012
Jose Salas	18	2003-04
Mark Mortimer	18	1999-01
Jhonny Pereda	18	2018
P.J. Higgins	18	2017-18

ERRORS

1. Odubel Herrera	50	2012-14
2. Aramis Ademan	47	2018-19
3. Troy Cameron	39	2000-01
4. <b>Cristian Hernandez</b>	<b>38</b>	<b>2023-24</b>
5. Leury Garcia	37	2011
6. Wladimir Galindo	36	2018-19
7. Robert Marcial	35	2006-09
8. Jaime Trejo	28	2005-06
Andy Marte	28	2003
10. Hanser Alberto	26	2012-14
Luis Sardinas	26	2013

## CAREER INDIVIDUAL PITCHING RECORDS

WINS

1. Jonathan Martinez	21	2015-16
2. Chris Waters	18	2002-05
3. Jake Stevens	17	2005-07
Christian Parra	17	2000
5. Jung Bong	16	2000-01
6. Ralph Roberts	15	2003-06
Sean White	15	2004-05
Trey Hodges	15	2001
Horacio Ramirez	15	2000
10. Scott Sobkowiak	14	1999, 2002

LOSSES

1. Jake Stevens	23	2005-07
2. Alex Lange	17	2018-19
3. Kelvin Villa	16	2005-06
Ralph Roberts	16	2003-06
Ryan Kellogg	16	2017-19
6. Victor Payano	15	2013-14
Richard Gallardo	15	2021-22
7. Luke Jackson	14	2012-2013
Chris Waters	14	2002-05
9. Matt Wright	13	2003-04

EARNED RUN AVERAGE (Minimum 114.0innings pitched)

1. Ray Aguilar	1.71	2002, 2004
2. Kenny Nelson	1.72	2002
3. Robbie Ross	2.26	2011
4. Christian Parra	2.28	2000
5. Derrick Lewis	2.40	1999
7. Nathan Kent	2.55	2000
8. Trevor Clifton	2.72	2016
9. Randall Delgado	2.76	2010
Trey Hodges	2.76	2001

WIN PERCENTAGE (Minimum 10 Decisions)

1. Tyler Santana	.917	2022
2. Andrew Faulkner	.909	2014
Ray Aguilar	.909	2002, 2004
4. Scott Diamond	.857	2008
5. Deunte Heath	.818	2008
Kyle Davies	.818	2004
7. Christian Parra	.810	2000
8. Michael Heesch	.800	2015
Manny Acosta	.800	2003-05
10. Zach Osborne	.769	2011-12



Scott Diamond went 12-2 for the Pelicans in 2008. He debuted with the Twins in 2011.

APPEARANCES

1. Ralph Roberts	145	2003-06
2. Ryan Kellogg	83	2017-19
3. Paul Bush	76	2003-05
Jordan Minch	76	2016-18
5. Tommy Thorpe	74	2016-17
6. <b>Angel Hernandez</b>	<b>70</b>	<b>2022-24</b>
7. Daury Torrez	66	2015-16
8. Jake Stevens	64	2005-07
9. Josh Tillery	63	2002-03
10. Zach Osborne	62	2011-12



## CAREER INDIVIDUAL PITCHING RECORDS

GAMES STARTED

1. Jake Stevens	52	2005-07
2. Chris Waters	48	2002-05
3. Victor Payano	46	2013-14
4. Jonathan Martinez	44	2015-16
5. Richard Gallardo	39	2021-22
6. Kelvin Villa	38	2005-06
7. Dan Curtis	36	2000, 2002-03
8. Cole Rohrbough	35	2008-10
9. Matt Wright	34	2003-04
Jung Bong	34	2000-01
Alex Lange	34	2018-19

COMPLETE GAMES

1. Dan Curtis	5	2000, 2002-03
2. James Parr	3	2006-07
Chris Waters	3	2002-05
Horacio Ramirez	3	2000
5. Daury Torrez	2	2015-16
Kyle Hendricks	2	2012
Luis Atilano	2	2006
Matt Harrison	2	2006
Zach Miner	2	2003
Brett Evert	2	2001-02
Christian Parra	2	2000

SHUTOUTS

1. Dan Curtis	4	2000, 2002-03
2. Horacio Ramirez	2	2000
3. Daury Torrez	1	2015-16
Nick Tepesch	1	2012
Joe Wieland	1	2011
Erik Cordier	1	2009
Richard Sullivan	1	2009
James Parr	1	2006-07
Matt Harrison	1	2006
Jose Capellan	1	2004
Chris Waters	1	2002-05
Brett Evert	1	2001-02
Christian Parra	1	2000

SAVES

1. Kevin Barry	26	2002
2. Ryan McNeil	22	2016
Sung Ki Jung	22	2007
4. Glenn Tucker	21	2004-05
5. Brad Voyles	20	1999-2001
6. Ben Rowen	19	2012
7. Cory Gearrin	17	2009
Ryan Greene	17	1999-2000
9. Jasvir Rakkar	16	2015
Billy Sylvester	16	2000

INNINGS PITCHED

1. Chris Waters	302.2	2002-05
2. Jake Stevens	296.0	2005-07
3. Ryan Kellogg	251.0	2017-19
4. Ralph Roberts	249.1	2003-06
5. Jonathan Martinez	247.0	2015-16
6. Dan Curtis	232.1	'00, '02-'03
7. Kelvin Villa	220.0	2005-06
8. Jung Bong	211.1	2000-01
9. Victor Payano	213.0	2013-14
10. Daury Torrez	202.2	2015-16

HITS ALLOWED

1. Jake Stevens	345	2005-07
2. Ryan Kellogg	293	2017-19
3. Chris Waters	281	2002-05
4. Kelvin Villa	233	2005-06
5. Dan Curtis	231	2000, 2002-03
6. Ralph Roberts	226	2003-06
7. Jonathan Martinez	211	2015-16
8. Daury Torrez	211	2015-16
89 Victor Payano	208	2013-14
10. Matt Wright	197	2003-04

RUNS ALLOWED

1. Jake Stevens	199	2005-07
2. Ryan Kellogg	148	2017-19
3. Chris Waters	134	2002-05
4. Victor Payano	133	2013-14
5. Kelvin Villa	130	2005-06
6. Ralph Roberts	124	2003-06
7. Cole Rohrbough	117	2008-10
8. Ryan Kellogg	148	2017-19
9. J.J. Hoover	104	2009-10
Matt Butler	104	2001, 2003
Richard Gallardo	104	2021-22

EARNED RUNS ALLOWED

1. Jake Stevens	178	2005-07
2. Victor Payano	125	2013-14
Ryan Kellogg	125	2017-19
4. Chris Waters	118	2002-05
5. Kelvin Villa	108	2005-06
6. Cole Rohrbough	107	2008-10
7. Ralph Roberts	102	2003-06
8. Matt Butler	97	2001, 2003
9. Jonathan Martinez	94	2015-16
10. Matt Wright	90	2003-04
Jose Miguel Gonzalez	90	2021-22



CAREER INDIVIDUAL PITCHING RECORDS



Barret Loux struck out 127 batters for the Pelicans in 2011 - he was traded to the Cubs in November of 2013.

HOME RUNS ALLOWED

1. Jake Stevens	27	2005-07
2. Ryan Kellogg	24	2017-19
3. Jonathan Martinez	23	2015-16
Jose Miguel Gonzalez	23	2021-22
4. Victor Payano	22	2013-14
Chris Waters	22	2002-05
6. Ralph Roberts	20	2003-06
Dan Curtis	20	2000, 2002-03
8. Jeremy Null	17	2015-17
Daury Torrez	17	2015-16
Paul Bush	17	2003-05
<b>Tyler Schlaffer</b>	<b>17</b>	<b>2021-22, 2024</b>

WALKS ALLOWED

1. Victor Payano	147	2013-14
2. Jake Stevens	132	2005-07
3. Ralph Roberts	116	2003-06
4. <b>Angel Hernandez</b>	<b>101</b>	<b>2022-24</b>
5. Matt Wright	100	2003-04
6. Kelvin Villa	95	2005-06
7. <b>Kenyi Perez</b>	<b>90</b>	<b>2023-24</b>
8. <b>Marino Santy</b>	<b>88</b>	<b>2023-24</b>
9. Jose Miguel Gonzalez	86	2021-22
10. Chris Waters	84	2002-05

STRIKEOUTS

1. Ralph Roberts	214	2003-06
2. <b>Angel Hernandez</b>	<b>196</b>	<b>2022-24</b>
3. Scott Sobkowiak	193	1999, 2002
4. Matt Wright	191	2003-04
5. Dan Curtis	188	2000, 2002-03
6. Jake Stevens	185	2005-07
7. Paul Bush	182	2003-05
Jung Bong	182	2000-01
9. Chris Waters	181	2002-05
10. Luke Jackson	178	2012-13

HIT BATTERS

1. Chris Waters	29	2002-05
2. Randol Rojas	18	2012-2013
<b>Marino Santy</b>	<b>18</b>	<b>2023-24</b>
4. Jake Stevens	17	2005-07
<b>Kenyi Perez</b>	<b>17</b>	<b>2023-24</b>
6. Cole Rohrbough	16	2008-10
7. Matt Merricks	15	2003-04
8. Kevin Pucetas	14	2013-14
9. Justin Steele	13	2017-18
10. Moises Hernandez	12	2006-07
Bryan Hudson	12	2018-19
Angel Gonzalez	12	2022-23





CAREER INDIVIDUAL PITCHING RECORDS

WILD PITCHES		
1. Jose Miguel Gonzalez	30	2021-22
Kenyi Perez	30	2023-24
3. Angel Hernandez	29	2022-24
4. Jake Stevens	25	2005-07
5. Bryan Digby	24	2003, 2005
Matt Wright	24	2003-04
Alex Lange	24	2018-19
8. Johzan Oquendo	23	2022-23
9. Moises Hernandez	20	2006-07, 2009
10. Tommy Thorpe	19	2016-17

BALKS		
1. Angel Hernandez	8	2022-24
2. Johzan Oquendo	6	2022-23
Erian Rodriguez	6	2023
4. Cole Rohrbough	5	2008-09
Jake Stevens	5	2005-07
Tyler Schlaffer	5	2021-22, 2024
7. Seven tied with	4	



Ralph Roberts (above) holds the Pelicans career franchise marks in appearances (145) and strikeouts (214).



# SINGLE-GAME RECORDS

## SINGLE GAME BATTING RECORDS

	<u>AT-BATS</u>	
Zach Zaneski	10	6/12/11 @ KIN*
Jorge Alfaro	9	7/30/14 @ POT
Leury Garcia	9	6/12/11 @ KIN*
David Paisano	9	6/12/11 @ KIN*
Jared Prince	9	6/12/11 @ KIN*
Amadeo Zazueta	9	5/19/10 @ W-S
Mike Daniel	9	5/19/10 @ W-S
Junior Brignac	9	7/24/01 vs. W-S
*23 Inning Game		

	<u>RUNS SCORED</u>	
Rashad Crawford	5	7/16/15 at W-S
30 times	4	

	<u>HITS</u>	
D.J. Artis	5	8/2/19 vs. FAY
Bryant Flete	5	8/22/17 vs. BC
Chesny Young	5	7/17/15 @ POT
Jorge Alfaro	5	5/27/14 vs. SAL
Zach Zaneski	5	5/3/11 @ POT
Donell Linares	5	8/14/09 @ LYN
Carl Loadenthal	5	7/17/06 @ WIL
Jim Scharrer	5	7/11/99 vs. FRE
Mike Hessman	5	6/6/99 @ LYN
Jerrold Wong	5	6/6/99 @ LYN

	<u>DOUBLES</u>	
<b>Eriandys Ramon</b>	<b>4</b>	<b>8/15/24 vs. COL</b>
Andy Garriola	3	7/26/23 @ FBG
Andy Garriola	3	6/29/23 vs. CHS
Gleyber Torres	3	6/3/16 at SAL
Nick Williams	3	5/17/14 vs. POT (#2)
Christopher Bostick	3	7/30/14 at POT
Trever Adams	3	7/23/13 @ LYN
Jared Hoying	3	8/21/11 vs. KIN
Ryan Strausborger	3	7/16/11 vs. SAL
Zach Zaneski	3	5/3/11 @ POT
Ryan Strausborger	3	4/30/11 vs. FRE
Tyler Flowers	3	4/29/08 @ LYN
Josh Burrus	3	5/4/05 @ SAL
Andy Marte	3	5/10/03 @ WIL
Brayan Pena	3	5/2/03 @ SAL
Zach Davis	3	6/27/19 @ Fay

	<u>TRIPLES</u>	
Ezequiel Pagan	2	8/3/22 vs. LYN
Ryan Cordell	2	8/31/14 vs. LYN
Chris Garia	2	5/11/14 @ POT
Chris Garia	2	5/7/14 @ SAL
Rougned Odor	2	6/14/13 vs. CAR
Odubel Herrera	2	5/24/12 vs. LYN
Ryan Strasborger	2	5/3/11 @ POT
Bill McCarthy	2	6/12/02 vs. LYN
Jason Ross	2	9/2/99 @ POT
Marcus Giles	2	6/26/99 vs. SAL
Jon Mark Owings	2	5/2/09 vs. SAL

Jason Ross	2	4/29/99 vs. KIN
------------	---	-----------------

	<u>HOME RUNS</u>	
Joey Gallo	3	5/16/14 vs. POT
Joey Gallo	3	4/23/14 @ FRE

	<u>RUNS BATTED IN</u>	
Kevin Alcantara	8	6/12/22 @ CAR
<b>Carter Trice</b>	<b>7</b>	<b>8/4/24 @ DEL</b>
Parker Chavers	7	8/8/23 vs. FAY
Joey Gallo	7	5/30/14 vs. CAR
Zach Zaneski	7	5/3/11 @ POT
Tyler Flowers	7	6/20/08 @ LYN
Peter Matt	7	5/4/22 @ SAL
<b>Andy Garriola</b>	<b>6</b>	<b>4/30/24 @ SAL</b>
Andy Garriola	6	7/26/23 @ FBG
Andy Garriola	6	4/7/23 vs. CHS
Reginald Preciado	6	5/4/22 @ SAL
Zach Cone	6	4/23/14 @ FRE
Joey Gallo	6	4/23/14 @ FRE
Edwin Garcia	6	6/9/12 @ CAR
Troy Cameron	6	5/29/01 @ SAL

	<u>WALKS</u>	
<b>Wally Soto</b>	<b>4</b>	<b>4/17/24 vs. KAN</b>
Jacob Wetzell	4	5/18/22 @ COL
Jordan Nwogu	4	7/28/21 @ AUG
Chesny Young	4	9/1/15 @ POT
Billy McKinney	4	5/7/15 vs. SAL
Odubel Herrera	4	5/28/14 @ POT
Odubel Herrera	4	4/23/14 @ FRE
Nick Williams	4	4/11/14 @ SAL
Kellin Deglan	4	4/21/13 @ CAR
Mycal Jones	4	8/12/10 vs. FRE
Michael Rozema	4	8/10/05 vs. KIN
Cory Aldridge	4	7/31/00 vs. POT

	<u>STRIKEOUTS</u>	
Gerry Rodriguez	6	5/1/10 vs. FRE
<b>Chris Paciolla</b>	<b>5</b>	<b>8/3/24 @ DEL</b>
<b>Alfonsin Rosario</b>	<b>5</b>	<b>7/23/24 vs. AUG</b>
Cristian Hernandez	5	4/28/23 @ CHS
Elvis Andrus	5	6/15/07 vs. KIN
Matt Esquivel	5	5/5/05 @ SAL
Ardley Jansen	5	5/18/05 @ FRE
Gregor Blanco	5	7/20/03 vs. FRE

	<u>STOLEN BASES</u>	
Junior Brignac	4	8/12/00 @ WIL
23 times	3	

	<u>CAUGHT STEALING</u>	
Many times	2	



## SINGLE GAME PITCHING RECORDS

Innings Pitched (Starter)

Luis Parra	9.0	5/12/14 vs. W-S
Kyle Hendricks	9.0	6/27/12 @ LYN
Richard Sullivan	9.0	5/27/09 vs. W-S
James Parr	9.0	5/17/07 @ WIL
Luis Atilano	9.0	6/22/06 @ SAL
Chris Waters	9.0	7/7/02 vs. WIL
Roman Colon	9.0	6/2/02 vs. FRE
Daniel Curtis	9.0	5/7/02 vs. W-S
Daniel Curtis	9.0	4/15/02 vs. W-S
Nathan Kent	9.0	7/14/00 vs. SAL
Nathan Kent	9.0	8/13/00 @ WIL
Christian Parra	9.0	8/31/00 vs. SAL

Innings Pitched (Reliever)

Jacob Thompson	7.0	7/2/09 vs. SAL
Jung Bong	7.0	8/24/00 @ KIN
Jason Flach	6.2	6/27/99 @ SAL
Cole Rohrbough	6.1	7/23/09 vs. W-S
Jacob Thompson	6.1	7/19/09 vs. W-S

Hits Allowed

Kelvin Villa	14	6/7/06 vs. LYN
Daury Torrez	13	6/15/15 @ W-S
Ryan Bores	13	8/16/14 @ SAL
Randol Rojas	13	7/21/12 @ POT
Nick Tepesch	13	5/12/12 vs. SAL
James Parr	13	5/2/06 @ SAL
Jake Stinnett	12	6/2/16 at SAL
Nick McBride	12	8/22/13 vs. SAL
Zeke Spruill	12	8/28/10 @ W-S
Julio Teheran	12	6/28/10 @ LYN
Zeke Spruill	12	4/16/10 @ SAL
Luis Atilano	12	5/12/06 @ POT
Chris Waters	12	8/11/05 vs. KIN
Roman Colon	12	7/5/02 @ POT
Erich Uelmen	12	7/18/18 @ CAR
Jose Paulino	12	4/12/18 vs. POT
Paul Richan	12	4/26/19 vs. SAL

Runs Allowed

Luis Parra	11	7/19/14 vs. CAR
Erling Moreno	12	4/8/19 @ DE
Ryan Bores	10	8/16/14 at SAL
Cole Rohrbough	10	6/2/09 @ W-S
James Parr	10	5/27/06 vs. WIL
Jose Paulino	10	5/20/18 @ FRED
Jose Paulino	10	7/6/18 at BC
Jose Miguel Gonzalez	10	9/10/21 @ CHS

Earned Runs Allowed

Luis Parra	11	7/19/14 vs. CAR
Erling Moreno	12	4/8/19 @ DE
Ryan Bores	10	8/16/14 at SAL

Cole Rohrbough	10	6/2/09 @ W-S
Jose Paulino	10	7/6/18 @ BC
Jose Miguel Gonzalez	10	9/10/21 @ CSC
Matt Crim	9	7/4/10 vs. SAL
Zeke Spruill	9	4/16/10 @ SAL
Jeff Lyman	9	8/1/07 @ KIN
James Parr	9	5/27/06 vs. WIL
Luis Atilano	9	5/18/06 @ WIL
James Parr	9	5/2/06 @ SAL
Jake Stevens	9	9/5/05 vs. KIN
Blaine Boyer	9	6/3/04 @ POT
Zachery Franchiseur	9	6/18/99 @ W-S

Home Runs Allowed

Ryan Kellogg	5	5/17/17 vs. BC
Deunte Heath	4	7/25/07 vs. FRE
Stephen Russell	4	8/22/06 @ WIL
Daniel Curtis	4	6/23/02 @ LYN
Jose Miguel Gonzalez	4	9/10/21 @ CHS
Didier Vargas	4	9/3/22 @ CHS

Walks Allowed

Carlos Sencion	8	6/25/07 @ LYN
Tony Pierce	8	5/14/00 @ POT
Derrick Lewis	8	7/4/99 @ KIN

Strikeouts

Julio Teheran	14	5/31/10 @ FRE
Kyle Davies	14	6/12/04 @ KIN
Thomas Hatch	13	5/28/17 @ CAR
Joe Wieland	13	5/4/11 @ POT
Tommy Hanson	13	4/4/08 @ WIL
Richard Gallardo	13	7/14/22 vs. FAY
11 times	12	

Wild Pitches

Ryan Harvey	4	4/15/14 vs. POT
Jason Richardson	4	8/29/04 @ FRE
Matt Wright	4	6/6/03 @ KIN
Jose Almonte	4	8/17/21 @ FAY
Daniel Palencia	4	8/29/21 vs. COL

Balks

17 times	2	
----------	---	--



# STREAKS AND FEATS

Most consecutive games with a hit .....

- 22 (Odubel Herrera, May 6-June 1, 2012)
- 20 (J.C. Holt, August 2-August 23, 2006)
- 18 (Zach Zaneski, June 12-July 22, 2011)
- 18 (Travis Jones, June 28-July 19, 2008)
- 18 (Willie Cabrera, May 31-June 17, 2008)
- 18 (Roberto Alvarez, June 27-July, 2007)
- 18 (Martin Prado, April 24-May 13, 2005)
- 17 (James Triantos, August 20-September 11, 2022)
- 17 (James Triantos, May 8-May 28, 2022)
- 17 (Rougned Odor, July 7-July 25, 2013)
- 17 (Marcus Giles, August 25-September 12, 1999)

Most consecutive multi-hit games .....

- 8 (Jared Bolden, July 11-July 20, 2011)
- 7 (Pete Crow-Armstrong, April 28-May 7, 2022)
- 6 (Jordan Schafer, August 28-September 2, 2007)
- 6 (Eric Campbell, June 17-June 25, 2007)
- 6 (Matt Young, May 27-June 1, 2007)
- 6 (Carlos Duran, June 11-June 17, 2004)

Most consecutive games reaching base (since 2009).....

- 44 (Chesny Young, June 6-July 25, 2015) **\*\*Carolina League Record\*\***
- 31 (Ryan Strausborger, May 19-June 24, 2011)
- 30 (James Triantos, April 20-May 28, 2022)
- 28 (Chesny Young, August 6-end of 2015 season)
- 28 (Odubel Herrera, May 6-June 6, 2016)
- 27 (Parker Chavers, May 31-July 24)
- 27 (David Bote, August 4-end of 2016 season)

Most consecutive games with a run scored .....

- 12 (Ernesto Mejia, May 24-June 4, 2008)
- 10 (James Triantos, May 14-May 26, 2022)
- 10 (Willie Cabrera, July 6-July 19, 2008)
- 9 (David Bote, August 20-30, 2016)
- 9 (Nick Williams, June 3-June 30, 2014)
- 9 (Joe Maloney, June 9-June 21, 2013)
- 9 (Leury Garcia, June 14-June 27, 2011)
- 9 (Eric Campbell, June 13-June 25, 2007)
- 8 (Gleyber Torres, April 16-23, 2016)
- 8 (Chris Garia, June 26-July 4, 2014)
- 8 (Chris Garia, May 23-May 31, 2014)
- 8 (Mitch Hilligoss, June 16-June 27, 2011)
- 8 (Mycal Jones, August 8-August 14, 2010)
- 8 (Isaiah Ka'aihue, May 26-June 2, 2007)
- 8 (Isaiah Ka'aihue, August 9-August 15, 2006)
- 8 (Brandon Jones, May 30-June 6, 2006)

Most consecutive games with a double .....

- 6 (Andy Marte, May 14-May 22, 2003)
- 5 (Travis Wilson, August 17-August 22, 2000)

Most consecutive games with a triple.....

- 3 (Cole Miles, May 7-9, 2010)
- 2 (Alfonsin Rosario, June 21-22, 2024)**



**2 (Jacob Wetzel, April 23-24, 2024)**

**2 (Jacob Wetzel, April 10-11, 2024)**

2 (Edmond American, May 26-May 27, 2021)

2 (Pin-Chieh Chen, August 15-August 16, 2015)

2 (Drew Robinson, August 27-August 29, 2013)

2 (Luis Sumoza, July 1-2, 2010)

2 (Gregor Blanco, August 20-August 21, 2004)

2 (Jeffrey Spencer, August 24-August 25, 1999)

Most consecutive games with a home run.....

**6 (Cam Smith, August 20-25, 2024)**

4 (Isaiah Ka’aihue, August 11-August 14, 2006)

3 (Felix Stevens, June 6-8, 2023)

3 (James Triantos, July 1-July 3, 2022)

3 (Gioskar Amaya, June 11-13, 2016)

3 (Kellin Deglan, May 4-May 7, 2013)

3 (Cody Johnson, April 9-April 11, 2009)

3 (Cody Johnson, April 28-May 1, 2009)

3 (Ernesto Mejia, June 14-June 17, 2008)

3 (Eric Campbell, June 5-June 7, 2008)

3 (Isaiah Ka’aihue, July 27-July 29, 2006)

Most consecutive games with an RBI.....

12 (Donell Linares, May 21-June 2, 2009)

**10 (Alfonsin Rosario, May 26-June 6, 2024)**

9 (Isaiah Ka’aihue, June 2-June 12, 2007)

8 (Billy McKinney, May 3-May 9, 2015)

8 (Jorge Alfaro, June 23-July 1, 2014)

8 (Hanser Alberto, August 2-August 10, 2012)

8 (Curt Fiore, June 22-June 29, 2001)

8 (Travis Wilson, May 14-May 21, 2000)

7 (Ian Happ, June 1-7, 2016)

7 (Yasiel Balaguert, July 18-25, 2016)

7 (Nick Williams, May 8-May 16, 2014)

Most consecutive multi-RBI games.....

**4 (Jose Escobar, August 21-24, 2024)**

4 (Marcus Giles, July 24-July 27, 1999)

4 (Kevin Alcantara, July 4-July 8, 2022)

3 (Pedro Ramirez, July 5-July 7, 2023)

3 (Ezequiel Pagan, June 5-9, 2022)

3 (BJ Murray, May 15-18, 2022)

3 (Gleyber Torres, May 13-15, 2016)

3 (Yasiel Balaguert, July 18-21, 2016)

3 (Billy McKinney, May 3-May 5, 2015)

3 (Ben Carhart, April 18-April 23, 2015)

3 (Ryan Cordell, August 25-August 27, 2014)

3 (Jared Bolden, July 16-July 19, 2011)

3 (Dan Nelson, June 26-28, 2010)

Most consecutive games with a walk.....

11 (Jason Vosler, August 4-August 15, 2015)

9 (Vinny DiFazio, April 14-April 30, 2011)

8 (Preston Beck, June 22-June 29, 2014)

8 (Joey Gallo, May 17-May 25, 2014)

8 (Tyler Flowers, July 26-August 5, 2008)



## RECORD BOOKS | STREAKS AND FEATS

## RECORD BOOKS | CAREER RECORDS

Most consecutive games with a strikeout .....	20 (Cody Johnson, July 20-August 16, 2009) 19 (Wladimir Galindo, June 6-June 27, 2018) 19 (Matt Warkentin, June 11-July 27, 2022) 18 (Reginald Preciado, April 8-May 11, 2022) 17 (Scott Schade, April 27-May 18, 2005) 17 (Felix Stevens, August 6-September 11, 2022)
Most consecutive games with a stolen base .....	5 (J.C. Holt, April 28-May 14, 2006) <b>4 (Cristian Hernandez, May 1-5, 2024)</b> 4 (Cristian Hernandez, July 21-July 25, 2023) 4 (Jeffrey Baez, April 11-15, 2016) 4 (Quentin Davis, May 4-May 7, 2007) 4 (Carl Loadenthal, August 19-August 23, 2006) 4 (Gregor Blanco, June 11-June 15, 2003) 4 (Zach Davis, May 5-May 9, 2019)
Most consecutive games caught stealing .....	3 (Josh Burrus, June 13-15, 2005)
Most consecutive games committing an error .....	4 (Jordan Kreke, August 19-21, 2010) 4 (Samuel Sime, June 17-19, 2010) 4 (Jesus Sucre, May 19-28, 2010) 4 (Robert Marcial, August 8-August 13, 2009)
Most consecutive days without a game .....	612 days (Sept. 1 2019-May 4 2021)
No-Hitter (9 innings) .....	Nick Tepesch (7.1 IP) & Jimmy Reyes (1.2 IP ), May 19, 2012 at Willington DJ Herz (5.0 IP), Jeremiah Estrada (2.2 IP), Bailey Reid (0.1 IP), & Danis Correa (1.0 IP), June 23, 2021 at Columbia Walker Powell (5.0 IP), Adam Laskey (2.0 IP), & Jake Reindl (2.0 IP), May 1, 2022 vs. Columbia Tyler Schlaffer (3.0 IP), Luis Angel Rodriguez (3.0 IP), Gregori Montano (1.0 IP), Angel Hernandez (1.0 IP), & Alfredo Zarraga (1.0 IP), July 17, 2022 vs. Fayetteville
No-Hitter (non-9 innings) .....	Marino Santy (5.0 IP) July 23, 2023 vs. Columbia (Rain-shortened) Tim Spooneybarger (1.0 IP) & Christian Parra (6.0 IP), July 23, 2000 at Frederick
Hitting for the cycle .....	Jerrold Wong, June 6, 1999 at Lynchburg (5-6, 2 2B, 3B, HR, 4 R, 4 RBI)
Hitting a grand slam .....	Cameron Sisneros ..... September 6th, 2024 (Off of Yanquiel Sanchez) Carter Trice ..... August 4, 2024 (off Cole Uрман of Delmarva) Andy Garriola ..... August 11, 2023 (off Jose Nodal of Fayetteville) Parker Chavers ..... August 8, 2023 (off Andrew Taylor of Fayetteville) Jefferson Rojas ..... July 27, 2023 (off Kevin Rodriguez of Fredericksburg) Jefferson Rojas ..... July 18, 2023 (off Marcus Olivarez of Columbia) Pedro Ramirez ..... July 7, 2023 (off Owen Murphy of Augusta) Cristian Hernandez ..... May 13, 2023 (off Adam Tulloch of Lynchburg) Moises Ballesteros ..... April 14, 2023 (off Zach Jacobs of Lynchburg) Andy Garriola ..... April 7, 2023 (off Kikito Severino of Charleston) Kevin Alcantara ..... September 4, 2022 (off Roel Garcia III of Charleston) Kevin Alcantara ..... July 27, 2022 (off Rainieri Rodriguez of Augusta) Kevin Alcantara ..... May 12, 2022 (off of Victor Munoz of Charleston) Ethan Hearn ..... September 11, 2021 (off of Antonio Jimenez of Charleston) Kevin Made ..... September 7, 2021 (off of Ben Brecht of Charleston) Jonathan Sierra ..... August 3, 2021 (off of Patrick Smith of Columbia, inside the park) Miguel Amaya ..... June 29, 2019 (off of Austin Hanson of Fayetteville)



D.J. Wilson.....	June 27, 2019 (off of Humberto Castellanos of Fayetteville)
Tyler Alamo (walk-off).....	May 29, 2018 (off of Mike Morrison of Winston-Salem)
Andruw Monasterio.....	July 31st, 2018 (off of Joe Palumbo of Down East)
Jesse Hodges.....	July 18, 2017 (off of Justin Ferrell of Buies Creek)
Eloy Jimenez.....	May 25, 2017 (off of Luis Martinez of Winston-Salem)
Yasiel Balaguert.....	May 18, 2016 (off of Thad Lowry of Winston-Salem)
Cael Brockmeyer.....	July 21, 2015 (off of Kevin McAvoy of Salem)
Ryan Cordell.....	August 30, 2014 (off of Alex Wilson of Lynchburg)
Lewis Brinson.....	July 30, 2014 (off of Khayyan Norfolk of Potomac)
Hanser Alberto.....	June 19, 2014 (off of Luis Santos of Wilmington)
Joey Gallo.....	May 30, 2014 (off of Clayton Cook of Carolina)
Preston Beck.....	April 17, 2014 (off of Travis Henke of Potomac)
Trever Adams.....	August 13, 2013 (off of Gene Escat of Frederick)
Preston Beck.....	August 5, 2013 (off of Zach Clark of Frederick)
Zach Zaneski.....	May 3, 2011 (off of Mitchell Clegg of Potomac)
Samuel Sime.....	August 2, 2010 (off of Brian Grening of Kinston)
Matt Kennelly.....	May 4, 2010 (off of Jesse Estrada of Potomac)
Gerardo Avila.....	April 9, 2010 (off of Tim Melville of Wilmington)
Donell Linares.....	August 30, 2009 (off of Brett Jacobson of Frederick)
Cody Johnson.....	July 2, 2009 (off of Casey Kelly of Salem)
Tyler Flowers.....	July 9, 2008 (off of Jason Dominguez of Salem)
Eric Campbell.....	June 20, 2008 (off of Daniel Mosokos of Lynchburg)
Jon Mark Owings.....	June 2, 2008 (off of Isreal Chirino of Winston-Salem)
Tyler Flowers.....	April 20, 2008 (off of Jeanmar Gomez of Kinston)
Isaiah Ka'aihue.....	June 20, 2007 (off of David Hernandez of Frederick)
Roberto Alvarez.....	May 31, 2007 (off of Ryan Ouellette of Frederick)
Quentin Davis.....	May 13, 2007 (off of David Hernandez of Frederick)
Clint Sammons.....	August 26, 2006 (off of Manny Basilio of Frederick)
Mark Jurich.....	August 18, 2006 (off of Trent Baysinger of Frederick)
Diory Hernandez.....	July 30, 2006 (off of Kyle Bloom of Lynchburg)
Matt Young.....	May 28, 2006 (off of Mathew Goodson of Wilmington)
Jarrold Saltalamacchia.....	August 5, 2005 (off of Jonathan Beltre of Salem)
Gregor Blanco.....	August 27, 2004 (off of Terry Caughey of Frederick)
Ben Thomas.....	May 7, 2004 (off of Nic Gravelle of Lynchburg)
Adam LaRoche.....	April 19, 2002 (off of Carlos De La Cruz of Kinston)
Jeff Rodriguez.....	August 9, 2001 (off of Greg Dukeman of Lynchburg)
Mark Mortimer.....	July 27, 2001 (off of Ryan Price of Salem)
Wilson Betemit.....	June 15, 2001 (off of Terry Plank of Frederick)
Jaeme Leal.....	June 3, 2001 (off of Eric Fisher of Winston-Salem)
Troy Cameron.....	May 29, 2001 (off of Ryan Price of Salem)
Jeff Rodriguez.....	May 24, 2001 (off of Mike Spiegel of Kinston)
Adam LaRoche.....	April 7, 2001 (off of Jeff Bajenaru of Winston-Salem)
Alfredo Castro.....	August 25, 2000 (off of Ryan Price of Salem)
Ryan Langerhans.....	May 20, 2000 (off of Matt Achilles of Frederick)
A.J. Zapp.....	April 14, 2000 (off of Dean Brueggemann of Salem)
Jarrold Wong.....	September 3, 1999 (off of Rick Gonzales of Potomac)
Ryan Lehr.....	August 26, 1999 (off of Kai Freeman of Winston-Salem)





The Fredericksburg Nationals claimed the Carolina League title in 2024 after beating Kannapolis Cannon Ballers in three games in the championship round. It marked the first time since 2019 that a new team won the championship, after the Charleston RiverDogs won three consecutive titles from 2021 to 2023.

# CAROLINA LEAGUE

**MyrtleBeachPelicans.com**





# LEAGUE INFORMATION



## MINOR LEAGUE BASEBALL

9550 16th St North  
St. Petersburg, FL 33716  
Phone: (336) 691-9030 Fax: (336) 464-2737  
Email: [communications@MiLB.com](mailto:communications@MiLB.com)  
Website: [www.MiLB.com](http://www.MiLB.com)

### LEAGUE FRONT OFFICE

DIRECTOR, HUMAN RESOURCES ..... Tara Thornton  
SENIOR VP, BASEBALL & BUSINESS OPERATIONS ..... Tim Brunswick  
SENIOR DIRECTOR, COMMUNICATION ..... Jeff Lantz  
SENIOR VP, DIGITAL STRATEGY & BUSINESS DEVELOPMENT ..... Katie Davison

## CAROLINA LEAGUE

### NORTH DIVISION



### SOUTH DIVISION





Years of Operation .....	1945-Pres.
Schedule .....	132 Games
Opening Date .....	April 4, 2025
Closing Date.....	September 7, 2025
League Statistician .....	MLB Advanced Media, L.P. 75 Ninth Avenue, 5th Floor, New York, NY 10011

After the 2021 season operating under the “Low-A East” name, the Carolina League title returned to Minor League Baseball in 2022. During the 2021 season, the leagues had regional names while the rights to the use of the historic league names were in the process of being acquired by MLB.

## FORMER CAROLINA LEAGUE INFO (1945-2020)

Years of Operation .....	1945-2020
Schedule .....	140 games
Roster Limit .....	25 active, 35 under control
Playoff Format .....	Winners of each half from each division qualify for the postseason
<u>Divisional Playoffs:</u>	
Champions from each half in either division play a best-of-5 Divisional Series	
<u>Mills Cup Championship:</u>	
Divisional Series winners play best-of-5 series	

### Wild Card

In the event the same team wins both half championships, a wild-card team qualifies for the postseason based on best second-half record behind the first-place finisher



# ALL-TIME LEAGUE CLUB NICKNAMES

## Augusta

Macon Peaches..... 1980-1982  
Macon Redbirds..... 1983  
Macon Pirates..... 1984-1987  
Augusta Pirates..... 1988-1993  
Augusta GreenJackets. 1994-pres.

## Carolina

Mudcats .....2012-present

## Charleston

Royals..... 1980-1984  
Rainbows ..... 1985-1993  
RiverDogs.....1994-present

## Columbia

Savannah Cardinals..... 1984-1995  
Savannah Sand Gnats . 1996-2015  
Fireflies .....2016-present

## Delmarva

Sumter Flyers ..... 1991  
Albany Polecats..... 1992-1995  
Shorebirds.....1996-present

## Fayetteville/Buies Creek/Fayetteville

Athletics ..... 1950-52  
Highlanders.....1953-56  
Astros..... 2017-18  
Woodpeckers .....2019-present

## Fredericksburg

Nationals.....2020-present

## Hickory

Crawdads .....1993-present

## Kannapolis

Intimidators ..... 2001-2019  
Cannon Ballers.....2020-present

## Lynchburg

White Sox.....1966-69  
Twins..... 1970-74  
Rangers ..... 1975  
Mets.....1976-87  
Red Sox .....1988-94  
Hillcats .....1995-present

## Myrtle Beach

Pelicans .....1999-present

## Salem

Rebels .....1968-71  
Pirates .....1972-79  
Redbirds..... 1980-86  
Buccaneers..... 1987-94  
Avalanche ..... 1995-2008  
Red Sox .....2009-present



## CAROLINA LEAGUE QUICK REFERENCE GUIDE

### LYNCHBURG HILLCATS

3180 Fort Avenue  
Lynchburg, VA 24501  
Ph: (434) 528-1144  
Fax: (434) 846-0768  
**Media Contact:**  
Jason Prill



### CAROLINA MUDCATS

1501 NC Highway 39, PO Drawer 1218  
Zebulon, NC 27597  
Ph: (919) 269-2287  
Fax: (919) 269-4910  
**Media Contact:**  
mudcatsradio@GoMudcats.com



### FREDERICKSBURG NATIONALS

601 Caroline St. 1st Floor,  
Fredericksburg, VA 22401  
Ph: (540) 858-4242  
Fax: (540) 858-4242  
**Media Contact:**  
Eric Bach  
(540) 858-4242



### HICKORY CRAWDADS

2500 Clement Blvd NW  
Hickory, NC 28601  
Ph: (828) 322-3000



### SALEM RED SOX

1004 Texas Street  
Salem, VA 24153  
Ph: (540) 389-3333  
Fax: (540) 389-9710



### MYRTLE BEACH PELICANS

1251 21st Avenue North  
Myrtle Beach, SC 29577  
Ph: (843) 918-6080  
Fax: (843) 918-6029  
**Media Contact:**  
Sam Weiderhaft  
(843) 918-6080  
Media@MyrtleBeachPelicans.com



### KANNAPOLIS CANNON BALLERS

250 W B St.  
Kannapolis, NC 28081  
Ph: (704) 932-3267  
Fax: (704) 938-7040  
**Media Contact:**  
Dan Helotie  
dhelotie@kcballers.com



### AUGUSTA GREENJACKETS

187 Railroad Ave  
North Augusta, SC 29841  
Phone: (803) 349-9467  
Fax: (803) 349-9434



### FAYETTEVILLE WOODPECKERS

225 Ray Ave Suite 165, Fayetteville,  
N.C., 28301  
Ph: (910) 339-1989  
**Media Contact:**  
Andrew Chapman  
(910) 339-1989  
achapman@astros.com



### COLUMBIA FIREFLIES

1640 Freed St.  
Columbia, SC 29201  
Phone: (803) 726-4487  
Fax: (803) 726-3126  
**Media Contact:**  
John Kocsis Jr.  
(803) 888-3040  
jkocsis@columbiapfireflies.com



### CHARLESTON RIVERDOGS

360 Fishburne St.  
Charleston, SC 29403  
Ph: (843) 723-7241  
Fax: (843) 723-2641  
**Media Contact:**  
Jason Kempf  
(920) 960-6919  
jkempf@riverdogs.com



# AUGUSTA GREENJACKETS

## ATLANTA BRAVES

187 Railroad Ave  
North Augusta, SC 29841  
Phone: (803)-349-9467  
Website: milb.com/augusta



### TEAM INFORMATION & PERSONNEL

President ..... Jeff Eiseman  
Vice President, Business Operations ..... Missy Martin

Manager ..... Wynston Sawyer  
Pitching Coach ..... Elvin Nina  
Hitting Coach ..... EGarrett Wilkinson  
Coach ..... Brad Stoll

Affiliation ..... Atlanta Braves (2021-pres)  
History in Carolina League ..... 2021-Present  
2024 Record ..... 49-80 (6th in South Division)

Ballpark ..... SRP Park (cap. 4,782)  
Field dimensions ..... LF-330, CF-395, RF-318  
Last playoff appearance...2019 (lost South Atlantic League semi-finals)

Distance from Myrtle Beach to Augusta ..... 224 miles

### PELICANS vs.

### GREENJACKETS

### 2025 SEASON SERIES

#### At Myrtle Beach

May 27 (Tues) ..... 7:05  
May 28 (Wed) ..... 7:05  
May 29 (Thurs) ..... 7:05  
May 30 (Fri) ..... 7:05  
May 31 (Sat) ..... 6:05  
June 1 (Sun) ..... 6:35

July 18 (Fri) ..... 7:05  
July 19 (Sat) ..... 6:05  
July 20 (Sun) ..... 6:35

#### At Augusta

April 15 (Tues) ..... 11:05  
April 16 (Wed) ..... 7:05  
April 17 (Thurs) ..... 7:05  
April 18 (Fri) ..... 7:05  
April 19 (Sat) ..... 6:05  
April 20 (Sun) ..... 5:05


### PELICANS vs. AUGUSTA SERIES HISTORY

Games played ..... 95  
Season Series Record ..... 8-6-2  
All-Time Record ..... 52-43  
Winning % ..... .547  
2024 vs. Augusta ..... 10-7  
Best record vs. Augusta ..... 15-9 (2023)  
Worst record vs. Augusta ..... 13-17 (2021)

# CAROLINA MUDCATS

## MILWAUKEE BREWERS

1501 NC 39 Hwy  
Zebulon, NC 27597  
Phone: (919) 269-2287  
Website: milb.com/carolina-mudcats



### TEAM INFORMATION & PERSONNEL

General Manager..... David Lawrence

Manager ..... Nick Stanley  
Pitching Coach ..... Paul Moeller  
Pitching Coach ..... Blake Nation  
Hitting Coach ..... Austin Turner  
Associate Coach..... Ricky Carvajal

Affiliation ..... Milwaukee Brewers (2017)  
History in Carolina League..... 2012-Present  
2024 Record ..... 78-51 (1st in North Division)

Ballpark..... Five County Stadium (cap. 6,500)  
Field dimensions..... LF-330, CF-400, RF-309  
Last playoff appearance..... 2024 (lost North Division title)  
League Titles..... 1995, 2003

Distance from Myrtle Beach to Zebulon..... 189 miles

### PELICANS vs. CAROLINA SERIES HISTORY

Games played ..... 193  
Season Series Record..... 3-0-1  
All-Time Record ..... 116-77  
Winning % ..... .601  
2024 vs. Carolina ..... 3-3  
Best record vs. Carolina ..... 16-4 (2013)  
Worst record vs. Carolina ..... 8-13 (2017)

### PELICANS vs. MUDCATS 2025 SEASON SERIES

#### At Myrtle Beach

April 8 (Tues) ..... 7:05  
April 9 (Wed) ..... 6:35  
April 10 (Thurs)..... 6:35  
April 11 (Fri)..... 7:05  
April 12 (Sat)..... 6:05  
April 13 (Sun)..... 6:05

#### At Carolina

April 29 (Tues) ..... 6:00  
April 30 (Wed) ..... 11:00  
May 1 (Thurs) ..... 6:30  
May 2 (Fri) ..... 6:30  
May 3 (Sat) ..... 5:00  
May 4 (Sun) ..... 1:00



# COLUMBIA FIREFLIES

## KANSAS CITY ROYALS

1640 Freed St  
Columbia, SC 29201  
Phone: (803)-726-4487  
Website: milb.com/columbia



### TEAM INFORMATION & PERSONNEL

President ..... Brad Shank  
Chief Revenue Officer ..... Kevin Duplaga  
Radio broadcaster ..... John Kocsis Jr.

Manager ..... David Noworyta  
Pitching Coach ..... Taylor Bloye  
Pitching Coach ..... Julio Pimentel  
Hitting Coach ..... Ramon Castro  
Coach ..... Tripp Keister

Affiliation ..... Kansas City Royals (2021)  
History in Carolina League ..... 2021-Present  
2023 Record ..... 68-63 (3rd in South Division)

Ballpark ..... Segra Park (cap. 9,007)  
Field dimensions ..... LF-319, CF-400, RF-382  
Last playoff appearance..2008 (lost Southern League title)

Distance from Myrtle Beach to Columbia ..... 152 miles

### PELICANS vs. FIREFLIES 2025 SEASON SERIES

#### At Myrtle Beach

July 22 (Tues) ..... 7:05  
July 23 (Wed) ..... 7:05  
July 24 (Thurs) ..... 7:05  
July 25 (Fri) ..... 7:05  
July 26 (Sat) ..... 6:05  
July 27 (Sun) ..... 6:35

September 2 (Tues) ..... 6:35  
September 3 (Wed) ..... 12:05  
September 4 (Thurs) ..... 6:35  
September 5 (Fri) ..... 7:05  
September 6 (Sat) ..... 6:05  
September 7 (Sun) ..... 1:35

#### At Columbia

June 24 (Tues) ..... 7:05  
June 25 (Wed) ..... 7:05  
June 26 (Thurs) ..... 7:05  
June 27 (Fri) ..... 7:05  
June 28 (Sat) ..... 6:05  
June 29 (Sun) ..... 5:05

August 12 (Tues) ..... 7:05  
August 13 (Wed) ..... 7:05  
August 14 (Thurs) ..... 7:05  
August 15 (Fri) ..... 7:05  
August 16 (Sat) ..... 6:05  
August 17 (Sun) ..... 5:05

### PELICANS vs. COLUMBIA SERIES HISTORY

Games played ..... 99  
Season Series Record ..... 7-7-3  
All-Time Record ..... 54-45  
Winning % ..... .545  
2024 vs. Columbia ..... 7-14  
Best record vs. Columbia ..... 20-10, 16-8 (2021, 2022)  
Worst record vs. Carolina ..... 7-14 (2024)



# CHARLESTON RIVERDOGS

## TAMPA BAY RAYS

360 Fishburne St  
Charleston, SC 29403  
Phone: (843) 723-7441  
Fax: (843) 723-2641  
Website: milb.com/charleston



### TEAM INFORMATION & PERSONNEL

Chairman ..... Marv Goldklang  
President ..... Jeff Goldklang  
General Manager..... Dave Echols

Manager ..... Sean Smedley  
Pitching Coach ..... Levi Romero  
Hitting Coach ..... Brett Schneider  
Bench Coach ..... Francisco Leandro

Affiliation ..... Tampa Bay Rays (2021)  
History in Carolina League..... 2021-Present  
League Titles..... (3) 2021, 2022, 2023  
Ballpark..... Joseph P. Riley Jr. Park (cap. 6,000)  
Field dimensions..... LF-305, CF-398, RF-337  
2024 Record ..... 69-61 (2nd in South Division)

Distance from Myrtle Beach to Charleston ..... 105 miles

### PELICANS vs. CHARLESTON SERIES HISTORY

Games played ..... 92  
Season Series Record..... 4-7-6  
All-Time Record ..... 42-50  
Winning % ..... .457  
2024 vs. Charleston ..... 8-10  
Best record vs. Charleston..... 11-9 (2023)  
Worst record vs. Charleston ..... 11-19 (2021)

### PELICANS vs. RIVERDOGS 2025 SEASON SERIES

#### At Myrtle Beach

July 4 (Fri) ..... 7:05  
July 5 (Sat) ..... 6:05  
July 6 (Sun) ..... 6:35

July 1 (Mon) ..... 7:05  
July 2 (Tues) ..... 7:05  
July 3 (Wed) ..... 7:05

August 19 (Tues) ..... 7:05  
August 20 (Wed) ..... 7:05  
August 21 (Thurs) ..... 7:05  
August 22 (Fri) ..... 7:05  
August 23 (Sat) ..... 6:05  
August 24 (Sun) ..... 4:05

#### At Charleston

April 4 (Fri) ..... 7:05  
April 5 (Sat) ..... 6:05  
April 6 (Sun) ..... 5:05

July 1 (Tues) ..... 7:05  
July 2 (Wed) ..... 7:05  
July 3 (Thurs) ..... 6:35

July 29 (Tues) ..... 7:05  
July 30 (Wed) ..... 7:05  
July 31 (Thurs) ..... 7:05  
August 1 (Fri) ..... 7:05  
August 2 (Sat) ..... 6:05



DELMARVA SHOREBIRDS

BALTIMORE ORIOLES

6400 Hobbs Rd  
Salisbury, MD 21804  
Phone: (410) 219-3112  
Fax: (410) 219-9164  
Website: milb.com/delmarva



TEAM INFORMATION & PERSONNEL

General Manager..... Chris Bitters  
Assistant General Manager ..... Jimmy Sweet  
Radio broadcaster ..... Mitchell Speltz  
  
Manager ..... Collin Woody  
Pitching Coach ..... Casey Day  
Hitting Coach ..... Christian Poulsen  
  
Affiliation ..... Baltimore Orioles (1997)  
History in Carolina League..... 2021-Present  
League Titles..... 12 (1997, 2000)  
Ballpark..... Arthur W. Perdue Stadium (cap. 5,200)  
Field dimensions..... LF-309, CF-402, RF-309  
2024 Record ..... 53-78 (6th in North Division)

Distance from Myrtle Beach to Delmarva ..... 469 miles

PELICANS vs. DELMARVA SERIES HISTORY

Games played ..... 18  
Season Series Record..... 3-0  
All-Time Record ..... 13-5  
Winning % ..... .722  
2024 vs. Delmarva ..... 4-2  
Best record vs. Delmarva ..... 9-3 (2022)  
Worst record vs. Delmarva ..... 4-2 (2024)

PELICANS vs. SHOREBIRDS  
2025 SEASON SERIES

At Myrtle Beach

May 6 (Tues) ..... 6:35  
May 7 (Wed) ..... 6:35  
May 8 (Thurs) ..... 6:35  
May 9 (Fri) ..... 7:05  
May 10 (Sat) ..... 6:05  
May 11 (Sun) ..... 4:05

At Delmarva

No games scheduled

# FAYETTEVILLE WOODPECKERS

## HOUSTON ASTROS

225 Ray Ave Suite 165,  
Fayetteville, N.C., 28301  
Phone: (910) 339-1989  
Website: [fayettevillewoodpeckers.com](http://fayettevillewoodpeckers.com)



### TEAM INFORMATION & PERSONNEL

General Manager .....Michelle Skinner  
Coordinator, Broadcasting & Comms .....Andrew Chapman

Manager .....Carlos Lugo  
Pitching Coach .....James Wiseman  
Hitting Coach .....Kyle Brennan

Affiliation .....Houston Astros (2017)  
History in Carolina League .....2017-Present  
League titles .....1 (2018)  
Ballpark .....Segra Stadium (cap. 4,786)  
Field dimensions .....LF-319, CF-400, RF-300  
Last playoff appearance .....2019  
2023 Record .....55-75 (5th in South Div.)

Distance from Myrtle Beach to Fayetteville .....118 miles

### PELICANS vs. FAYETTEVILLE SERIES HISTORY

Games played .....110  
Season Series Record .....3-2-2  
All-Time Record .....62-58  
Winning % ..... .564  
2024 vs. Fayetteville .....6-9  
Best record vs. Fayetteville .....11-1 (2023)  
Worst record vs. Fayetteville .....6-12 (2019)

### PELICANS vs. WOODPECKERS 2025 SEASON SERIES

#### At Myrtle Beach

June 17 (Tues) .....7:05  
June 18 (Wed) .....7:05  
June 19 (Thurs) .....7:05  
June 20 (Fri) .....7:05  
June 21 (Sat) .....6:05  
June 22 (Sun) .....6:35

#### At Fayetteville

August 26 (Tues) .....6:35  
August 27 (Wed) .....6:35  
August 28 (Thurs) .....6:35  
August 29 (Fri) .....7:05  
August 30 (Sat) .....7:05  
August 31 (Sun) .....5:05



# FREDERICKSBURG NATIONALS

## WASHINGTON NATIONALS

42 Jackie Robinson Way  
Fredericksburg, VA 22401  
Phone: (540) 858-4242  
Website: milb.com/fredericksburg



### TEAM INFORMATION & PERSONNEL

President/COO ..... Lani Silber Weiss  
General Manager..... Robert Perry  
Broadcaster ..... Eric Bach

Manager ..... Billy McMillon  
Pitching Coach ..... Justin Lord  
Hitting Coach ..... Mike Habas  
Development Coach ..... Luis Ordaz

Affiliation ..... Washington Nationals (2020)  
History in Carolina League..... 2021-Present  
League titles ..... 1 (2024)  
Ballpark..... Virginia Credit Union Stadium (cap. 5,000)  
Field dimensions..... LF-326, CF-402, RF-327  
Last playoff appearance..... 2024 (Won championship)  
2024 Record ..... 74-57 (2nd in North Div.)

Distance from Myrtle Beach to Fredericksburg... 378 miles

### PELICANS vs. NATIONALS

#### 2025 SEASON SERIES

#### At Myrtle Beach

August 5 (Tues) ..... 7:05  
August 6 (Wed) ..... 7:05  
August 7 (Thurs) ..... 7:05  
August 8 (Fri) ..... 7:05  
August 9 (Sat) ..... 6:05  
August 10 (Sun) ..... 6:35

#### At Fredericksburg

No Games Scheduled

### PELICANS vs. FREDERICKSBURG SERIES HISTORY

Games played ..... 24  
Season Series Record..... 3-0-1  
All-Time Record ..... 15-9  
Winning % ..... .625  
2024 vs. Fredericksburg..... 3-3  
Best record vs. Fredericksburg ..... 8-4 (2022)  
Worst record vs. Fredericksburg ..... 3-3 (2024)

# HICKORY CRAWDADS

## TEXAS RANGERS

2500 Clement Blvd NW  
Hickory, NC 28601  
Phone: (828) 322-3000  
Website: milb.com/hickory



### TEAM INFORMATION & PERSONNEL

General Manager.....	Douglas Locascio
Manager .....	Carlos Maldonado
Pitching Coach .....	Thomas St. Clair
Hitting Coach .....	Brian Pozos
Affiliation .....	Texas Rangers (2009-pres)
History in Carolina League.....	2025-Present
League Titles.....	3 (2002, 2004, 2015)
Ballpark.....	L.P. Frans Stadium (cap. 5,062)
Field dimensions.....	LF-330, CF-401, RF-330
2024 Record .....	62-70 (4th in South Division)

Distance from Myrtle Beach to Hickory..... 236 miles

### PELICANS vs. HICKORY SERIES HISTORY

Games played .....	0
Season Series Record.....	0-0
All-Time Record .....	0-0
Winning % .....	.000
2024 vs. Hickory .....	0-0
Best record vs. Hickory .....	0-0
Worst record vs. Hickory .....	0-0

### PELICANS vs. CRAWDADS 2025 SEASON SERIES

#### At Myrtle Beach

June 10 (Tues).....	7:05
June 11 (Wed).....	7:05
June 12 (Thurs) .....	7:05
June 13 (Fri).....	7:05
June 14 (Sat).....	6:05
June 15 (Sun) .....	6:35

#### At Hickory

May 20 (Tues).....	6:00
May 21 (Wed) .....	11:00
May 22 (Thurs).....	7:00
May 23 (Fri).....	7:00
May 24 (Sat).....	7:00
May 25 (Sun).....	6:30



# KANNAPOLIS CANNON BALLERS

## CHICAGO WHITE SOX

216 West Avenue  
Kannapolis, NC 28081  
Phone: (704) 932-3267  
Website: milb.com/kannapolis



### TEAM INFORMATION & PERSONNEL

General Manager.....Matt Millward  
Chief Revenue Officer.....Vince Marcucci  
Broadcaster.....Dan Helotie

Manager.....Chad Pinder  
Pitching Coach.....Jacob Dorris  
Hitting Coach.....Charlie Romero

Affiliation.....Chicago White Sox (2001)  
History in Carolina League.....2021-Present  
League Titles.....1 (2005)  
Ballpark.....Atrium Health Ballpark (cap. 4,930)  
Field dimensions.....LF-325, CF-400, RF-384  
2024 Record.....70-61 (12st in South Division)

Distance from Myrtle Beach to Kannapolis.....177 miles

### PELICANS vs. CANNON

#### BALLERS

### 2025 SEASON SERIES

#### At Myrtle Beach

April 22 (Tues).....6:35  
April 23 (Wed).....6:35  
April 24 (Thurs).....6:35  
April 25 (Fri).....7:05  
April 26 (Sat).....6:05  
April 27 (Sun).....4:05

#### At Kannapolis

June 3 (Tues).....7:00  
June 4 (Wed).....7:00  
June 5 (Thurs).....7:00  
June 6 (Fri).....7:00  
June 7 (Sat).....7:00  
June 8 (Sun).....1:30  
  
July 8 (Tues).....7:00  
July 9 (Wed).....12:05  
July 10 (Thurs).....7:00  
July 11 (Fri).....7:00  
July 12 (Sat).....7:00  
July 13 (Sun).....1:30

### PELICANS vs. KANNAPOLIS SERIES HISTORY

Games played.....35  
Season Series Record.....3-3  
All-Time Record.....19-16  
Winning %......543  
2024 vs. Kannapolis.....9-9  
Best record vs. Kannapolis.....4-2 (2022)  
Worst record vs. Kannapolis.....9-9 (2024)



# LYNCHBURG HILLCATS

## CLEVELAND INDIANS

3180 Fort Avenue  
Lynchburg, VA 24501  
Phone: (434) 528-1144  
Fax: (434) 846-0768  
Website: Lynchburg-Hillcats.com



### TEAM INFORMATION & PERSONNEL

General Manager.....Matt Ramstead  
Director of Broadcasting and Media Relations... Jason Prill

Manager..... Jordan Smith  
Pitching Coach..... Shane McCarthy  
Hitting Coach..... Amanda Kamekona  
Bench Coach..... Erlin Cerdá

Affiliation .....Cleveland Indians (2015)  
History in Carolina League..... 1960-Present  
League titles ..... 5 (1997, 2002, 2009, 2012, 2017)

Ballpark: Calvin Falwell Field at Lynchburg City Stadium (cap. 4,281)  
Field dimensions..... LF-325, CF-390, RF-325  
Last playoff appearance..... 2022 (Lost in championship)  
2024 Record ..... 67-62 (4th in Northern Div.)

Distance from Myrtle Beach to Lynchburg ..... 300 miles

### PELICANS vs. LYNCHBURG SERIES HISTORY

Games played .....438  
Season Series Record..... 0-3-3  
All-Time Record ..... 228-210  
Winning % ..... .521  
2024 vs. Lynchburg..... 3-3  
Best record vs. Lynchburg..... 14-6 (2004)  
Worst record vs. Lynchburg..... 7-13 (2003)

### PELICANS vs. HILLCATS 2025 SEASON SERIES

#### At Myrtle Beach

No Games Scheduled

#### At Lynchburg

May 13 (Tues) ..... 6:30  
May 14 (Wed) ..... 6:30  
May 15 (Thurs) ..... 6:30  
May 16 (Fri) ..... 6:30  
May 17 (Sat) ..... 6:30  
May 18 (Sun) ..... 2:00







After spending the 2022 season with the Pelicans, outfielder Kevin Alcantara made his MLB debut on September 25th, 2024, against the Philadelphia Phillies. While in Single-A, Alcantara led the Birds in home runs (15) and RBI (85) while hitting .273 across 112 games.



**CHICAGO  
CUBS**

**MyrtleBeachPelicans.com**

# CHICAGO CUBS DIRECTORY

## CHICAGO CUBS<sup>TM</sup> FRONT OFFICE

Wrigley Field  
1060 West Addison Street  
Chicago, IL 60613-4397  
Office: (773) 404-2827  
www.cubs.com

### BOARD OF DIRECTORS

Chairman .....	Tom Ricketts
Board of Directors .....	Laura Ricketts
Board of Directors .....	Todd Ricketts

### BASEBALL OPERATIONS

President, Baseball Operations .....	Jed Hoyer
General Manager .....	Carter Hawkins
Assistant General Manager .....	Ehsan Bokhari
Vice President, Player Development .....	Jared Banner
Vice President, Baseball Operations .....	Greg Davey
Director, Baseball Operations Administration and Strategy .....	Meghan Jones

### PLAYER DEVELOPMENT AND AMATEUR SCOUTING

VP, Scouting .....	Dan Kantrovitz
VP, Player Development .....	Matt Dorey
VP, Pro Acquisitions .....	Garrett Chiado
VP, International Scouting .....	Louie Eljaou
Director, Hitting .....	Justin Stone
Director, Pro Scouting/Special Assistant to the President and General Manager .....	Andrew Bassett
Pro Personnel Specialist .....	Nate Halm
Assistant Director, Run Production .....	James Adduci
Coordinator, Major League Video/ Pacific Rim Liaison .....	Nao Masamoto
Latin America Field Coordinator .....	Dave Keller
Outfield and Baserunning Coordinator .....	Doug Dascenzo
National Crosschecker .....	Ron Tostenson
Head of Minor League Strength and Conditioning and Performance Science .....	Cory Kennedy
Assistant, International Scouting .....	Kenny Socorro
Director, Dominican Republic Scouting Operations/International Crosschecker .....	Gian Guzman
Junior Systems Engineer .....	Jake Nedza
Coordinator, Dominican Republic Scouting .....	Miguel Diaz
Minor League Equipment Manager .....	Dana Noeltner
Coordinator, Player Development .....	Sam Chinitz
Coordinator, Amateur Scouting .....	Scott Munson
Manager, Baseball Operations .....	Jasmine Horan
Assistant, Amateur Scouting .....	Ben Kullavanijaya
Assistant, Player Development Technology and Video/Hitting Development Coach .....	Andrew Craig
Assistant, Minor League Operations .....	Sarah Ketring
Senior Pro Personnel Specialist .....	Steve Boros
Senior Pro Personnel Specialist .....	Jason Cooper
Special Assignment Scout .....	Jake Ciarrachi
Special Assignment Scout .....	Kyle Phillips
Pro Personnel Specialist .....	Thad Weber
Pro Scout .....	Max Brill
Pro Scout .....	Steven Nagy
Regional Supervisor, Amateur Scouting .....	Matt Sherman
Manager, International Operations .....	Manuel Rodriguez
Pro Scouting Analyst .....	Andrew Gold
Pro Scouting Analyst .....	Noah Cronbaugh

### MEDIA RELATIONS

Manager, Media Relations .....	Joanna Schimmel
Representative, Media Relations .....	Jesse Feldman

### MEDICAL/TRAINING STAFF

Director, High Performance .....	Adam Beard
Team Physician .....	Stephen Adams, M.D.
Team Orthopaedist .....	Stephen Gryzlo, M.D.
Major League Head Athletic Trainer .....	P.J. Mainville
Major League Assistant Athletic Trainers .....	Nick Frangella, Chuck Baughman
Major League Assistant Strength & Conditioning Coach .....	Keegan Knoll
Major League Massage Therapist .....	Nate Whitney

### CLUBHOUSE STAFF

Home Clubhouse Manager .....	Tom Hellmann
Assistant Manager, Home Clubhouse .....	Daniel Mueller
Home Clubhouse Assistant .....	Marco Herrera
Visiting Clubhouse Assistant Manager .....	Gary Stark

CHICAGO  
CUBS



## CHICAGO CUBS

### AFFILIATES AND MEDIA CONTACTS



### QUICK REFERENCE GUIDE

#### IOWA CUBS

##### Triple-A

##### International League

One Line Drive

Des Moines IA 50309

Phone: (515) 243-6111

Fax: (515) 243-5152



##### Media Contact:

Peter Brooks

(515) 280-2632

PeterB@iowacubs.com

#### SOUTH BEND CUBS

##### High-A

##### Midwest League

501 W. South Street

South Bend, IN 46601

Phone: (574) 235-9988

Fax: (574) 235-9950



##### Media Contact:

Chris Hagstrom-Jones

(574) 235-9988 x 243

CHagstrom@southbendcubs.com

#### KNOXVILLE SMOKIES

##### Double-A

##### Southern League

601 E Jackson Ave

Knoxville, TN 37902

Phone: (865) 286-2300

Fax: (865) 523-9913



##### Media Contact:

Mick Gillispie

smokiesonradio@yahoo.com

#### MYRTLE BEACH PELICANS

##### Single-A

##### Carolina League

1251 21st Avenue North

Myrtle Beach, SC

29577

Ph: (843) 918-6002

Fax: (843) 918-6029



##### Media Contact:

Luke Moehle

(843) 918-6080

Media@MyrtleBeachPelicans.com

# IOWA CUBS

## TRIPLE-A | International League

Principal Park (cap. 11,500)

One Line Drive

Des Moines, IA 50309

Phone: (515) 243-6111

Fax: (515) 243-5152

Website: IowaCubs.com



### TEAM INFORMATION & PERSONNEL

President/General Manager..... Sam Bernabe  
Radio broadcaster..... Jason Kempf  
Flagship station..... AM 940/104.5FM KPSZ

Manager..... Marty Pevey  
Pitching Coach..... Tony Cougoule  
Assistant Pitching Coach..... Andrew Betcher  
Hitting Coach..... Rick Strickland  
Hitting Coach..... Rachel Folden  
Bench Coach..... Eric Patterson

Affiliation History..... Chicago Cubs (1969-Present)  
History in the Pacific Coast League..... 1998-2020  
History in International League..... 2021-Pres.  
League Titles..... None (1 in American Association: 1993)  
Last playoff app..... 2008 (Lost to Oklahoma City in Semifinals)

Ballpark..... Principal Park (cap. 11,500)  
Field dimensions..... LF-335, CF-400, RF-335

2024 Record (Result)..... 68-82 (9th in West Div.)

### 2024 STANDINGS International League - West Division

TEAM	W	L	PCT	GB
Omaha	89	59	.601	--
Columbus	80	68	.541	9.0
Nashville	78	68	.534	10.0
Indianapolis	77	70	.524	11.5
Memphis	74	74	.500	15.0
Gwinnett	72	78	.480	18.0
St. Paul	70	79	.470	19.5
Toledo	69	80	.463	20.5
Iowa	68	82	.453	22.0
Louisville	67	82	.450	22.5

### 2024 TEAM LEADERS

#### OFFENSE

AVG: (min. 300 PA)	Owen Caissie.....	.278
HR:	Owen Caissie.....	19
RBI:	Owen Caissie.....	75
RUNS:	Owen Caissie.....	69
HITS:	Owen Caissie.....	131
OBP: (min. 300 PA)	Owen Caissie.....	.375
SLG: (min. 300 PA)	Owen Caissie.....	.472
SB:	Miles Mastrobuoni.....	15
G:	Owen Caissie.....	127

#### PITCHING

W:	Riley Thompson.....	6
L:	Thomas Pannone.....	8
SV:	Carl Edwards.....	7
ERA: (min 80 IP)	Thomas Pannone.....	4.37
IP:	Riley Thompson.....	107.1
SO:	Riley Thompson.....	99
APP:	Riley Martin.....	43

The Iowa Cubs have been the Triple-A affiliate of the Chicago Cubs since 1981 and a member of the Pacific Coast League from 1998 to 2020, until moving to the Triple-A East, Midwest Division in 2021. The league was renamed to the former International League in 2022. The Cubs play at Principal Park, located at the confluence of the Des Moines and Raccoon Rivers in downtown Des Moines.

The stadium seats 11,500 and annually welcomes over 500,000 fans for I-Cubs games and special events each year.

The I-Cubs have been honored with the Bob Freitas Award as the industry's top Triple-A club in 1992 and 2009, and the John H. Johnson President's trophy in 2002.



# KNOXVILLE SMOKIES

**DOUBLE-A | Southern League**

Smokies Stadium (cap. 8,000)  
601 E Jackson Ave  
Knoxville, TN 37902  
Phone: (865) 286-2300  
Fax: (865) 523-9913  
Website: SmokiesBaseball.com



## TEAM INFORMATION & PERSONNEL

Ownership .....	Randy and Jenny Boyd
CEO .....	Doug Kirchhofer
President, COO .....	Chris Allen
Radio broadcaster .....	Mick Gillispie
Flagship station.....	Sports Radio WMNL
Manager .....	Lance Rymel
Pitching Coach .....	Jamie Vermilyea
Hitting Coach .....	Guillermo Martinez
Affiliation History.....	Chicago Cubs (2007-Present)
	Arizona Diamondback (2005-06)
	St. Louis Cardinals (2003-04)
	Toronto Blue Jays (1980-2002)
	Chicago White Sox (1972-79)
	Cincinnati Reds (1965-67)
	Detroit Tigers (1959-64)
	Baltimore Orioles (1956-58)
	New York Giants (1940, 1948-52)
	Brooklyn Dodgers (1937, 1941)
	Pittsburgh Pirates (1938-39)
	Boston Bees (1936)
History in Southern League .....	As Smokies: 1964-67, '93-'pres.
League Titles.....	4 in SL (8 in franchise history)
Last playoff app.....	2024 (Lost in South Division championship)
Ballpark.....	Covenant Health Park (cap. 7,000)
Field dimensions.....	LF-325, CF-400, RF-335
2024 Record (Result) .....	87-50 (1st in Northern Division)

Based in Knoxville, Tennessee, the Smokies play in the Double-A Southern League and have been an affiliate of the Chicago Cubs since 2007.

Formerly known as the Tennessee Smokies, Knoxville will be moving to the new Covenant Health Park in Knoxville, TN in 2025 under the new name “Knoxville Smokies”.

## 2024 STANDINGS

### Southern League - South Division

TEAM	W	L	PCT	GB
Tennessee	87	50	.635	--
Birmingham	72	66	.522	15.5
Rocket City	61	75	.449	25.5
Chattanooga	45	90	.333	41.0

## 2024 PLAYOFFS

Lost to Birmingham 2-1 in divisional round

## 2024 TEAM LEADERS

### OFFENSE

AVG: (min. 200 PA)	James Triantos .....	300
HR:	Matt Shaw .....	14
RBI:	Haydn McGeary .....	63
RUNS:	Christian Franklin/James Triantos.....	63
HITS:	James Triantos .....	107
OBP: (min. 200 PA)	Christian Franklin .....	398
SLG: (min. 200 PA)	James Triantos .....	437
SB:	James Triantos .....	38
G:	Luis Verdugo .....	109

### PITCHING

W:	Antonio Santos .....	9
L:	Matthew Thompson .....	6
SV:	Frankie Scalzo .....	9
ERA: (min 50 IP)	Connor Noland .....	2.50
IP:	Matthew Thompson .....	105.0
SO:	Matthew Thompson .....	98
APP:	Blake Weiman .....	42

After winning the Southern League championship in 2023, the Smokies posted the best record in 2024 at 87-50 while falling in the South Division championship to Birmingham.

The team's nickname, “Smokies,” refers to the Great Smoky Mountains that permeate the region.



# SOUTH BEND CUBS

## HIGH-A | Midwest League

Four Winds Field (cap. 5,000)  
501 W. South Street  
South Bend, IN 46601  
Phone: (574) 235-9988  
Fax: (574) 235-9950  
Website: SouthBendCubs.com



### TEAM INFORMATION & PERSONNEL

Ownership .....	Andrew Berlin
President .....	Joe Hart
Radio broadcasters .....	Brendan King
Flagship station.....	96.1 FM / 960 AM WSBT
Manager .....	Nick Lovullo
Pitching Coach .....	George Thanopoulos
Hitting Coach .....	Nate Spears
Affiliation History.....	Chicago Cubs (2015 -Present) Arizona Diamondbacks (1997-2014) Chicago White Sox (1988-1996)
History in the Midwest League.....	1988-pres,
League Titles.....	1989, '93, 2001*, 2005, 2019, 2022 *Kane County led MWL Championship after Game One; series called due to terrorist attacks of Sept. 11, 2001
Last playoff app. ....	2022 (Won Midwest League Championship)
Ballpark.....	Four Winds Field (cap. 5,000 plus lawn seats)
Field dimensions.....	LF-336, CF-405, RF-336
2024 Record (Result) .....	54-78 (6th in West Div.)

South Bend's affiliation with the Cubs started in 2015. The team has won four Midwest League titles, most recently in 2022, and has captured eight division titles since its inception as a Chicago White Sox affiliate in 1988. They will continue to compete in the Midwest League in 2025.

The South Bend Cubs play at Four Winds Field, located in the heart of South Bend, Indiana. Since joining Chicago's farm system, South Bend has added and improved player development space and installed a natural grass playing field, making the facility one of the best in Minor

### 2024 STANDINGS Midwest League - West Division

TEAM	W	L	PCT	GB
Wisconsin	77	54	.588	--
Quad Cities	68	63	.519	9.0
Cedar Rapids	67	63	.515	9.5
Beloit	60	69	.465	16.0
Peoria	59	72	.450	18.0
South Bend	54	78	.409	23.5

### 2024 PLAYOFFS

N/A

### 2024 TEAM LEADERS

#### OFFENSE

AVG: (min. 300 PA)	Pedro Ramirez .....	284
HR:	Felix Stevens .....	13
RBI:	Pedro Ramirez .....	48
RUNS:	Pedro Ramirez .....	56
HITS:	Pedro Ramirez .....	132
OBP: (min. 300 PA)	Brett Bateman .....	401
SLG: (min. 389 PA)	Pedro Ramirez .....	381
SB:	Brett Bateman/Parker Chavers .....	22
G:	Pedro Ramirez .....	116

#### PITCHING

W:	Jose Romero/Tyler Santana/Chase Watkins .....	5
L:	Will Sanders .....	7
SV:	Yovanny Cabrera/Jose Romero .....	7
ERA: (min 50 IP)	Sam Armstrong .....	3.00
IP:	Will Sanders .....	92.2
SO:	Will Sanders .....	105
APP:	Jose Romero .....	37

League Baseball.

The city derives its name by sitting on the southernmost bend of the St. Joseph River, and is also home to the University of Notre Dame.



[illegible]



# BASEBALL'S FUTURE **NOW**

**ONLY ON**



**MiLB.TV**

USE PROMO CODE  
**PELICANS**  
AND SAVE!



VISIT  
**MiLB.TV**  
NOW!

DOWNLOAD **THE FUN**



