


— 2022 OFFICIAL EDITION —

MEDIA GUIDE

RONNY MAURICIO
SS



PRESENTED BY

M&T Bank

Ronny M

BINGHAMTON RUMBLE PONIES | DOUBLE-A AFFILIATE OF THE NEW YORK METS

TABLE OF CONTENTS

Binghamton Rumble Ponies

| | |
|--|-------|
| Binghamton Rumble Ponies Club Directory..... | 4 |
| Team History | |
| Rumble Ponies Welcome New Owner as City Announces 23-year Lease Extension..... | 5 |
| Ponies Toss 2nd No-Hitter in as Many Seasons | 6 |
| Franchise History..... | 7-8 |
| Mirabito Stadium..... | 9 |
| Binghamton, New York..... | 10 |
| Binghamton Baseball History..... | 11 |
| From Binghamton to the Big Leagues..... | 12 |
| Franchise Managerial History..... | 18 |
| Team Most Valuable Players..... | 18 |
| Eastern League Awards..... | 18 |
| League Mid-Season All-Stars..... | 19 |
| League Postseason All-Stars..... | 19 |
| Binghamton's Baseball Shrine..... | 20 |
| Year-by-Year Record..... | 21 |
| Month-by-Month Record..... | 22 |
| Year-by-Year Attendance..... | 23 |
| Single-Game Attendance Records..... | 23 |
| Postseason..... | 24-29 |
| Team Records | |
| Single-Season Batting Leaders..... | 31-32 |
| Career Batting Leaders..... | 33-34 |
| Single-Season Pitching Leaders..... | 35-36 |

Team Records

| | |
|------------------------------|-------|
| Career Pitching Leaders..... | 37 |
| Individual/Team Records..... | 38-39 |
| Pitching Achievements..... | 40 |

Eastern League

| | |
|--|-------|
| Team Schedule..... | 3 |
| Team vs. Eastern League Opponents..... | 42-45 |
| 2022 Opponent Breakdown..... | 46 |

Filler Index

| | |
|---|-------|
| 107 Seasons of Binghamton Baseball..... | 12 |
| All-time Roster..... | 13-17 |
| Most Runs Scored/Allowed, Game..... | 19 |
| Wearing the Jersey..... | 20 |
| Rumble Ponies Quick Facts..... | 21 |
| Most Wins/Losses in Month..... | 22 |
| Rowdy Gets Ready to Rumble..... | 24 |
| Pulsipher's Postseason No-No..... | 25 |
| Hitting for the Cycle..... | 26 |
| Boyd's Title-Clinching Double..... | 28 |
| Postseason vs. Eastern League..... | 29 |
| Longest Team Winning Streaks..... | 38 |
| Longest Team Losing Streaks..... | 39 |
| Wins/Losses vs. Eastern League..... | 45 |



Binghamton Rumble Ponies
 Mirabito Stadium
 211 Henry Street
 Binghamton, NY 13901

www.binggrp.com
 (607) 722-3866
 E-Mail: info@binggrp.com
 Twitter: @RumblePoniesBB
 Facebook: RumblePoniesBB
 Instagram: @RumbleponiesBB



The 2022 Binghamton Rumble Ponies Media Guide was produced by Jacob Wilkins with assistance from Julia Jaffee and Eddie Saunders.

Cover by Eddie Saunders. Newspaper images courtesy of the Press & Sun Bulletin and the Broome County Public Library. Photography by Binghamton Mets/Rumble Ponies, New York Mets, Bruce Adler, Ed Aswad, Josh Ludzki, and Jim Maggiore.

Special thanks to the late Kenny Sahre, a faithful Binghamton Mets fan, whose in-depth statistics and record-keeping fully archived every B-Mets season from 1992 to 2008. Without his work, this media guide would not be possible.

2022 RUMBLE PONIES SCHEDULE

APRIL

| SUN | MON | TUE | WED | THU | FRI | SAT |
|-------------|-----|-------------|-------------|-------------|-------------|-------------|
| | | | | | | |
| | | | | 8 | 9 | |
| | | | | HFD 7:05 | HFD 1:05 | |
| 10 | | 12 | 13 | 14 | 15 | 16 |
| HFD 1:05 | | BOW 6:35 | BOW 6:35 | BOW 6:35 | BOW 6:35 | BOW 1:05 |
| 17 | | 19 | 20 | 21 | 22 | 23 |
| BOW 1:05 | | POR 6:00 | POR 6:00 | POR 6:00 | POR 6:00 | POR 1:00 |
| 24 | | 26 | 27 | 28 | 29 | 30 |
| POR 1:00 | | ERI 6:35 | ERI 6:35 | ERI 6:35 | ERI 6:35 | ERI 1:05 |

MAY

| SUN | MON | TUE | WED | THU | FRI | SAT |
|-------------|-------------|----------------|-------------|-------------|-------------|-------------|
| 1 | 2 | 3 | 4 | 5 | 6 | 7 |
| ERI 1:05 | | HFD 7:05 | HFD 7:05 | HFD 7:05 | HFD 7:05 | HFD 6:05 |
| 8 | 9 | 10 | 11 | 12 | 13 | 14 |
| HFD 1:05 | | NH 11:05AM | NH 6:35 | NH 6:35 | NH 6:35 | NH 6:35 |
| 15 | | 17 | 18 | 19 | 20 | 21 |
| NH 1:35 | | AKR 11:05AM | AKR 6:35 | AKR 6:35 | AKR 6:35 | AKR 6:35 |
| 22 | | 24 | 25 | 26 | 27 | 28 |
| AKR 1:05 | | REA 11:05AM | REA 6:45 | REA 6:45 | REA 6:45 | REA 6:45 |
| 29 | 30 | | | | | |
| REA 5:15 | SOM 4:05 | | | | | |

JUNE

| SUN | MON | TUE | WED | THU | FRI | SAT |
|-------------|-----|-------------|-------------|-------------|-------------|-------------|
| | | | 1 | 2 | 3 | 4 |
| | | | SOM 6:35 | SOM 6:35 | SOM 7:05 | SOM 6:35 |
| 5 | 6 | 7 | 8 | 9 | 10 | 11 |
| SOM 1:05 | | NH 6:35 | NH 6:35 | NH 6:35 | NH 7:05 | NH 6:35 |
| 12 | 13 | 14 | 15 | 16 | 17 | 18 |
| HFD 1:05 | | BOW 6:35 | BOW 6:35 | BOW 6:35 | BOW 7:05 | BOW 6:35 |
| 19 | 20 | 21 | 22 | 23 | 24 | 25 |
| BOW 1:05 | | REA 6:35 | REA 6:35 | REA 6:35 | REA 7:05 | REA 6:35 |
| 26 | | 28 | 29 | 30 | | |
| REA 1:05 | | HFD 7:05 | HFD 7:05 | HFD 7:05 | | |

JULY

| SUN | MON | TUE | WED | THU | FRI | SAT |
|-------------|-------------|-------------|-------------|-------------|-------------|-------------|
| | | | | | 1 | 2 |
| | | | | | HFD 7:05 | HFD 6:05 |
| 3 | 4 | | | 6 | 7 | 8 |
| HFD 6:05 | POR 6:35 | | | POR 6:35 | POR 7:00 | POR 6:00 |
| 10 | 11 | 12 | 13 | 14 | 15 | 16 |
| POR 1:05 | | ERI 6:05 | ERI 6:05 | ERI 6:05 | ERI 6:35 | ERI 6:05 |
| 17 | 18 | 19 | 20 | 21 | 22 | 23 |
| ERI 1:35 | | | | | HFD 7:05 | HFD 6:35 |
| 24 | 25 | 26 | 27 | 28 | 29 | 30 |
| HFD 1:05 | | NH 6:35 | NH 1:05 | NH 6:35 | NH 7:05 | NH 6:35 |
| 31 | | | | | | |
| NH 1:05 | | | | | | |

AUGUST

| SUN | MON | TUE | WED | THU | FRI | SAT |
|-------------|-----|-------------|--------------|-------------|-------------|-------------|
| | 1 | 2 | 3 | 4 | 5 | 6 |
| | | SOM 6:05 | SOM 11:05 | SOM 7:05 | SOM 7:05 | SOM 7:05 |
| 7 | 8 | 9 | 10 | 11 | 12 | 13 |
| SOM 5:05 | | ALT 6:35 | ALT 6:35 | ALT 6:35 | ALT 7:05 | ALT 6:05 |
| 14 | 15 | 16 | 17 | 18 | 19 | 20 |
| ALT 1:05 | | RIC 6:35 | RIC 6:35 | RIC 6:35 | RIC 6:35 | RIC 6:05 |
| 21 | 22 | 23 | 24 | 25 | 26 | 27 |
| RIC 1:35 | | REA 7:00 | REA 7:00 | REA 7:00 | REA 7:00 | REA 6:45 |
| 28 | 29 | 30 | 31 | | | |
| REA 5:15 | | SOM 6:35 | SOM 6:35 | | | |

SEPTEMBER

| SUN | MON | TUE | WED | THU | FRI | SAT |
|-------------|-----|-------------|-------------|-------------|-------------|-------------|
| | | | | 1 | 2 | 3 |
| | | | | SOM 6:35 | SOM 7:05 | SOM 6:35 |
| 4 | 5 | 6 | 7 | 8 | 9 | 10 |
| SOM 6:35 | | POR 6:00 | POR 6:00 | POR 6:00 | POR 6:00 | POR 1:00 |
| 11 | 12 | 13 | 14 | 15 | 16 | 17 |
| POR 1:00 | | HFD 6:35 | HFD 6:35 | HFD 6:35 | HFD 7:05 | HFD 6:35 |
| 18 | 19 | 18 | 19 | 20 | 21 | 22 |
| HFD 1:05 | | | | | | |

All Rumble Ponies games this season will be broadcast on WNBC News Radio 1290/92.1FM or on CBS Sports Radio 1360.

WNBC
NEWS RADIO 1290



Rumble Ponies

AKR Akron RubberDucks (CLE)
ALT Altoona Curve (PIT)
BOW Bowie Baysox (BAL)
ERI Erie SeaWolves (DET)
HBG Harrisburg Senators (WAS)
HFD Hartford Yard Goats (COL)
NH New Hampshire Fisher Cats (TOR)
POR Portland Sea Dogs (BOS)
REA Reading Fightin Phis (PHI)
RIC Richmond Flying Squirrels (SFG)
SOM Somerset Patriots (NYY)

RUMBLE PONIES CLUB DIRECTORY

Binghamton Rumble Ponies Front Office

| | |
|------------------------|--|
| David Sobotka..... | President |
| KJ Sobotka..... | Creative Director |
| John "JB" Bayne..... | General Manager |
| Kelly Hust..... | Director of Business Operations |
| Jacob Wilkins..... | Director of Broadcasting & Media Relations |
| Eddie Saunders..... | Director of Entertainment & Sales |
| Julia Jaffee..... | Director of Community Engagement & Group Sales |
| Annamarie Sinicki..... | Director of Marketing & Social Media |
| Clemente Rufo..... | Director of Video Production |
| Dan Edgren..... | Box Office Manager |
| Tony Rogers..... | Senior Account Executive |
| Eve Adee Baker..... | Director of Merchandise & Retail Sales |
| Lou Ferraro..... | Scholastic Programs Coordinator |
| Tim O'Hare..... | Director of Food & Beverage |
| Craig Baker..... | Director of Stadium Operations |
| Mark Rabideau | Head Groundskeeper |



Rumble Ponies Welcome New Owner as City Announces 23-year Lease Extension

BINGHAMTON, NY – Mayor Richard C. David and the Rumble Ponies announced a 23-year lease extension at Mirabito Stadium early Thursday morning. As part of the agreement, \$3.1M has been allocated to bring the facility into compliance with MLB's new Facility Standards. The New York Mets Double-A team, which has been playing in downtown Binghamton since 1992, will now be able to call Mirabito Stadium home through 2045. "Signing a long-term lease is the final piece in securing baseball in Binghamton for a generation and beyond. Today's announcement means the rising stars of Major League Baseball will continue to thrill fans and families at Mirabito Stadium for decades." Said Mayor David, "I thank John Hughes for his leadership tenure with the franchise and I'm excited about the next chapter of professional baseball in Binghamton."



Binghamton Rumble Ponies Owner and President David Sobotka speaking at his introductory press conference in November.

Additionally, New York-based Southpaw Resources LLC, led by David Sobotka, will assume ownership of the Rumble Ponies from John Hughes, Jr. of Evans Street Baseball. Sobotka is looking forward to expanding on the hard work and foundation laid by Hughes over the past 6 years. "We are beyond thrilled to join the Rumble Ponies and Mets family and be part of the bright future of professional baseball in Binghamton for many years to come. We will work tirelessly to keep earning the support of the entire Binghamton and Southern Tier communities while continuing to bring an exceptional baseball experience to fans and players alike."

Sobotka has already jumped into his new role, working closely with Mayor David to extend the lease for Mirabito Stadium. In the coming weeks and months, Southpaw will be focused on working with the City of Binghamton on plans to improve Mirabito Stadium to meet the new standards set forth by Major League Baseball. Mayor David noted, "Not that long ago, the future of baseball in our community was in doubt. Keeping our team was a win, but it meant meeting Major League Baseball's new facility standards. With City Hall as an active partner in Binghamton's baseball future, we're making the necessary investments at Mirabito Stadium to secure a long-term lease extension. Working with David Sobotka, we've built the groundwork for a smooth transition, and more importantly, made sure Binghamton's stadium can host future Major League Baseball stars for the next generation."

Sobotka also announced that John "JB" Bayne will stay on and continue as the General Manager of the Rumble Ponies, along with the entire staff who will remain in their current roles with the team.

"Thanks to Senator Akshar, Mayor David, John Hughes and everyone else that's been involved in the relationship we've enjoyed with the Binghamton community," said Mets President Sandy Alderson. "Double-A is an important step in the process for players to develop into Major Leaguers and we appreciate that our team in Binghamton is in close proximity to Queens."

PONIES TOSS 2ND NO-HITTER IN AS MANY SEASONS



Ponies left-handers Josh Walker (L) and Andrew Mitchell (R) combined for a no-hitter on June 22, 2021 in a 2-0 win over the Reading Fightin Phils at FirstEnergy Stadium. It was the Rumble Ponies second no-hitter in as many seasons, after previously going almost 13 years without one. c/ Julia Jaffee Photography

| | 1 | 2 | 3 | 4 | 5 | 6 | 7 | 8 | 9 | R | H | E |
|------------|---|---|---|---|---|---|---|---|---|---|---|---|
| Binghamton | 0 | 0 | 0 | 1 | 0 | 1 | 0 | 0 | 0 | 2 | 8 | 1 |
| Reading | 0 | 0 | 0 | 0 | 0 | 0 | 0 | 0 | 0 | 0 | 0 | 1 |

The Binghamton Rumble Ponies tossed their second no-hitter in as many seasons in 2021, with both coming in the state of Pennsylvania. On June 22, 2021 Left-handed pitchers Josh Walker and Andrew Mitchell combined for the Rumble Ponies seventh no-hitter in franchise history in the Ponies 2-0 win over the Reading Fightin Phils at FirstEnergy Stadium. Walker started the game and pitched six innings, allowing just one walk and striking out four. Mitchell pitched three perfect frames in relief.

Walker, a 37th Round pick in the 2017 draft out of the University of New Haven was named the MiLB Pitcher of the Week in the Northeast League following his performance. The Slate Hill, NY native finished 5-1 with a 2.64 ERA in 8 starts with the Ponies before finishing the season with Triple-A Syracuse. Mitchell, a 14th round pick in the 2018 draft out of Auburn, was 3-1 with a 2.15 ERA with Binghamton. He also finished the year with Triple-A Syracuse.

It follows Rumble Ponies right-handed pitchers Harol Gonzalez and Ryder Ryan combining for a no-hitter in Binghamton's 7-0 win over the Harrisburg Senators at FNB Field on May 8, 2019. That was the Ponies first no-hitter in nearly thirteen years.

| BINGHAMTON NO-HITTERS (7) | | | |
|---------------------------|--|----------------|------------|
| Date | Pitchers | Opponent | Result |
| 9/12/94 | Bill Pulsipher (Postseason) | @ Harrisburg | W, 2-0 |
| 5/5/96 | Joe Crawford | v Trenton, G2 | W, 1-0 (7) |
| 6/27/01 | Donne Wall (2), Jason Roach (5) & Ivan Montane (2) | @ New Britain | W, 1-0 |
| 8/2/03 | Bob Keppel | v Portland | W, 3-0 |
| 7/23/06 | Miguel Pinango | @ Portland, G2 | W, 7-0 (7) |
| 5/8/19 | Harol Gonzalez (6.2) & Ryder Ryan (2.1) | @ Harrisburg | W 7-0 |
| 6/22/21 | Josh Walker (6) & Andrew Mitchell (3) | @ Reading | W 2-0 |

FRANCHISE HISTORY

While professional baseball in Binghamton, NY dates back to 1877, the Binghamton Rumble Ponies' story begins in 1992. It was that year that the New York Mets organization moved their Double-A affiliate, the Bills, from Williamsport, Pennsylvania approximately 125 miles northeast to Binghamton, New York.

The team was renamed the Binghamton Mets and welcomed with open arms by a city that had suffered 23 years without a professional baseball team to call their own. When tickets went on sale for the inaugural season, thousands of fans braved the rain and waited in a line that snaked for blocks through the city.

Binghamton Municipal Stadium was constructed in nine months for \$4.6 million and hosted its first B-Mets game on April 19, 1992 after three-straight postponed games. Binghamton's house-warming party was a strong one as they defeated the Harrisburg Senators 1-0 in front of 5,126 fans.



Fans brave the rain for Binghamton Mets tickets in 1992

Led by Eastern League Manager of the Year, Steve Swisher, the B-Mets treated their fans to a stellar inaugural season. They went 79-59, finished 2nd in the Eastern League, and earned a trip to the postseason. The B-Mets dispatched the Harrisburg Senators in the semi-finals in four games, winning a 14-inning marathon to clinch the series.

Trailing the Canton-Akron Indians 2-1 in the Eastern League Championship Series, the B-Mets rallied to take Game 4 and earned their first title with a 5-2 win in the decisive fifth game. Bobby J. Jones, the staff ace and Eastern League Pitcher of the Year, earned the win in the

championship game.

In their first season, the B-Mets welcomed 278,492 fans to Municipal Stadium, the highest single-season attendance for any team to ever call Binghamton home. The record stands to this day.

During the winter after the 1993 season, a group of local businessmen teamed up to make the Binghamton Mets a truly local product. Mike & Chris Urda, George Scherer and David & William Maines purchased the team from New York Mets in January 1994.

The 1994 season was another banner year for the B-Mets and the city. Binghamton became the center of the Double-A universe on July 11, 1994 when the team hosted the Double-A Association All-Star Game. 6,524 fans packed into Municipal Stadium and watched the American League defeat the National League 10-4.

The All-Star Game would not be the only excitement Binghamton would see that season. The B-Mets won the North Division under John Tamargo with a wire-to-wire performance, finishing the year at 82-59. The B-Mets deftly swept the New Haven Ravens in three games in the North Division Championship, with each game decided by a single run.

Binghamton faced the Harrisburg Senators in the Eastern League Championship. After the B-Mets dropped the series opener, ace Bill Pulsipher got the team back on track in a big way in Game 2 on September 2. The hulking left-hander baffled the Senators for nine innings, hurling the first no-hitter in Binghamton Mets history. His win tied the series.



B-Mets celebrate 1992 title with Binghamton Mayor Juanita Crabb



Binghamton Municipal Stadium seen from above in 1992

In Game 3, the B-Mets trailed by two in the ninth, Edgardo Alfonzo hit a game-tying two-run homer before Frank Jacobs belted a walk-off solo shot. In Game 4, Chris Roberts secured Binghamton's second championship in three years, twirling a complete game in front of 5,259 fans at Municipal Stadium.

In 1996, with Chris Saunders racking up a franchise-record 105 RBI, the team went 76-66 and made the postseason. Unlike 1992 and 1994, this club was not able to supply the magic in the postseason falling to the Portland Sea Dogs in the North Division Championship series.

Binghamton punched their ticket to the playoffs in 1998, 2000 and 2004, but made first-round exits each time.

FRANCHISE HISTORY

In 2001, the naming rights for the stadium were sold to the New York State Electric and Gas Company. The franchise would call NYSEG Stadium home from 2001 through 2020. In 2021, the Rumble Ponies announced a groundbreaking new naming rights agreement with Mirabito. The stadium is now called Mirabito Stadium.

After a nine-year postseason drought, the B-Mets compiled one of their best seasons in franchise history in 2013. The club racked up a record 86 wins with Eastern League Most Valuable Player Allan Dykstra and Manager of the Year Pedro Lopez. The B-Mets won their first regular season division title since 2000, but were swept in the first round of the playoffs by the Trenton Thunder.



2014 Eastern League Championship team

Eastern League Championship Series in Virginia. In Game 3, B-Mets starter Steven Matz carried a no-hitter into the eighth in front of 5,904 at NYSEG Stadium. With the game tied in the bottom of the ninth, Jayce Boyd ripped a walk-off double into the right-field alley, giving the B-Mets their first Eastern League Championship in two decades. Catcher Xorge Carrillo was named Postseason MVP.


In 2015, Lopez navigated the B-Mets to a 77-64 record and secured a postseason berth for the third straight year, a franchise record. The team's all-time winningest manager was inducted into Binghamton's Baseball Shrine in September 2015, but his club was swept in the Division Series by Reading.

In December 2015, John Hughes acquired full ownership of the franchise from Mike Urda. The new president made it clear that professional baseball would be played in Binghamton for years to come.

On November 3, 2016, the new Rumble Ponies identity of the team was unveiled at Benjamin Franklin Elementary School in Binghamton. The name reflects Binghamton's standing as the "Carousel Capital of the World."

Nearly a century ago, local businessman and philanthropist George F. Johnson commissioned and funded the construction of six carousels to be enjoyed free-of-charge by the public throughout the Binghamton area. Almost 100 years later, these cherished artifacts continue to be used and beloved by the community.

Riding the momentum of a new name and image, in addition to several improvements to Mirabito Stadium, the Rumble Ponies embarked on their first season with vigor in 2017. The team welcomed more than 190,000 fans over the course of the season. The average attendance of 3,289 people per game was the best for the franchise in ten years.



Rumble Ponies' identity reveal at Benjamin Franklin Elementary School



The #BingItHome Campaign helped land the 2020 All-Star Game

Season All-Star later that season.

The Rumble Ponies teamed up with their fans in a "#BingItHome" social media campaign in the summer of 2017 to convince the Eastern League to award Binghamton the rights to host the 2020 Eastern League All-Star Game.

In 2018, the Rumble Ponies welcomed Tim Tebow to the Southern Tier. The former NFL quarterback added to his legend, launching a homer in his first plate appearance en route to being named a Mid-

As the Rumble Ponies head into their 30th season, over 5.6 million fans have entered Mirabito Stadium to watch their beloved team that continues to be a fixture of the community.

MIRABITO STADIUM

BALLPARK HISTORY

After the Binghamton Triplets disbanded in 1968, their home park, Johnson Field in nearby Johnson City was demolished to make way for New York State Route 17. In 1991, when the New York Mets announced they would move the Williamsport Bills, their Double-A affiliate, from Pennsylvania to Binghamton, New York, the city put plans together to build the B-Mets a brand-new ballpark.

Opened in April 1992, Binghamton Municipal Stadium immediately became a hot spot in the city. In its inaugural season, the ballpark welcomed 278,492 fans, the highest single-season attendance for any team to ever call Binghamton home.



Municipal Stadium under construction in 1992

Fans have seen many memorable moments at the park, including the clinching game of all three Eastern League Championships (1992, 1994 & 2014). Joe Crawford tossed the second no-hitter in team history and first at home on May 5, 1996, and Bob Keppel added a no-hitter to the franchise list when he baffled the Portland Sea Dogs on August 2, 2003.

Renamed NYSEG Stadium in 2001, The ballpark underwent significant renovations for the 2017 season. A new batting tunnel was constructed beyond the right-field wall, a party deck was constructed down the first-base line, and a brand-new right-field entrance welcomed fans to the stadium. The home of the Rumble Ponies enjoyed more improvements for the 2019 season, including a state-of-the-art videoboard, brand-new seats throughout the park, and a renovated home clubhouse.

In 2021, the Rumble Ponies announced a groundbreaking new naming rights agreement with Mirabito. The stadium is now called Mirabito Stadium.

BALLPARK LAYOUT

Mirabito Stadium has a capacity of 6,012. A party deck on the first-base line and a terrace seating area along the third-base line were added for the 2017 season. There are 31 sections of seating, including 16 box seat sections and 15 reserved grandstand sections. The stadium also offers six luxury boxes which hold approximately 20 individuals each. The picnic area down the left field line can accommodate 600.

The Rumble Ponies clubhouse is located beneath the stands on the first base line. The visitors' clubhouse is located beneath the stands on the third base line. A batting cage shared by both teams is located beyond the right-field fence and was constructed in 2017.

The Rumble Ponies bullpen is located beyond the right-center field fence. The visitors' bullpen is located down the left-field line. The building past the center-field wall is used to store maintenance equipment. The videoboard beyond the right-field fence was installed in 2019 to replace the aging videoboard previously added to the park in 2007.

The view from the press box at Mirabito Stadium blends the baseball tradition of the Southern Tier with the city's industrial past sprinkled with the beauty of the surrounding area.

The city of Binghamton became a major manufacturing center in the 19th century thanks in large part to the development of the railroads. Because there was no navigable path via waterway from Binghamton to the Atlantic Coast, the railroads shipped most the goods produced in the Southern Tier. The city became a key producer of cigars, shoes and high-tech products. The rail yard beyond the left-field wall houses more than a dozen rails. The lengthy freight trains that roll through seven days a week have occasionally been struck by B-Mets and visitors with long home runs during the stadium's 26-year history.

Geographically, the city of Binghamton sits in a bowl-shaped valley at the confluence of the Susquehanna and Chenango Rivers. The rolling hills far beyond right field are located in the hamlet of Popes Ravine, which is part of the town of Kirkwood, a suburb of Binghamton.

STADIUM GUIDE

SEATING KEY:

- BOX SEATS
- RESERVED GRANDSTAND
- ROWDY'S ROWS
- SUITE LEVEL
- TERRACE
- ACCESSIBLE SEATING

Binghamton, New York

Officially settled in 1802, Binghamton is a community of 47,376 located in the Southern Tier, approximately seven miles north of the New York-Pennsylvania border. Serving as the county seat of Broome County, the area now comprised of the city of Binghamton and its immediate suburbs was purchased by William Bingham, a wealthy native of Philadelphia, in 1792. Located in the valley at the confluence of the Susquehanna and Chenango Rivers, this newly acquired land offered an area easy to settle compared to the rolling hills that dominate the Upstate New York geography.

The community was originally known as Chenango Point before incorporating as the Town of Binghamton in 1834. Taking advantage of the flat, yet limited landscape, Binghamton originally developed as an agricultural town. That changed in the 1840's when the Erie Railroad was constructed to connect Binghamton to the Atlantic Coast. The area quickly became a major manufacturing and transportation hub.

The town progressed to city-status in 1867. At that point, nearly 9,000 people called the area home. Cigars were the first major product shipped out of Binghamton. However, that industry became trumped by the shoemaker Endicott Johnson in the early 1920's. Founded by Henry Bradford Endicott and George F. Johnson, the company's factories dominated the Triple Cities of Binghamton, Johnson City and Endicott and employed nearly 20,000 people during the Roaring 20's. It saw its highest production during World War II when it pumped out 52 million pairs of shoes a year.



Endicott Johnson factories in the first half of the 20th century

As the shoe-producing industry began to fade following the war, the development of high-tech products took center stage. The Link Trainer, a flight simulator developed in Binghamton in the 1930's, was used to prepare pilots during World War II and enticed many technology companies to set up shop in the area.

The International Business Machines Corporation, commonly known as IBM, was founded in Endicott and continues to be a key employer in the area. Major defense contractors like Lockheed Martin, BAE Systems and Rockwell Collins also showcase plants in the Southern Tier.



Downtown Binghamton

Binghamton has been referred to as the "Parlor City" and "Carousel Capital of the World" over its 210-year history. It gained its Parlor City moniker in the latter portions of the 19th century for its attractive Victorian homes, stately mansions and neat streets. With six historic wooden carousels donated by George F. Johnson, the city earned its more self-explanatory "Carousel Capital of the World" nickname early in 1900's.

Boasting a heavy concentration of Italian immigrants in the 1920's, the Southern Tier became the birthplace of the spiedie (pronounced spee-dee). The sandwich consists of small, marinated pieces of chicken, pork, lamb, or beef traditionally served on soft Italian bread. Agostino Iacovelli and Peter Sharak are credited with introducing the tasty delicacy to the area. The name derives from the Italian word "spiedini," which refers to pieces of meat cooked on a skewer. The city celebrates this sandwich every summer at the Spiedie Fest and Balloon Rally, which is highlighted by a spiedie cook-off and hot-air balloon showcase.

During the winter, sports fans in Binghamton can catch a minor league hockey game with the Binghamton Senators, an affiliate of the Ottawa Senators playing in the American Hockey League. The Southern Tier is also home to the State University of New York at Binghamton, a highly-regarded public institution that fields 19 Division I teams.

Golf is another major sport in the area. There are over a dozen courses within a 20-mile radius of Mirabito Stadium. The En-Joie Golf Course in Endicott has hosted a Champions Tour event called the Dick's Sporting Goods Open since 2007. Dick's Sporting Goods was founded in Binghamton in 1948. The course also hosted the B.C. Open, a PGA Tour tournament, every year since 1971 until major flooding washed out the competition in 2006.




Hot air balloons dot the sky during Spiedie Fest '08

BINGHAMTON BASEBALL HISTORY

RUMBLE PONIES

The city of Binghamton, New York has an rich history of organized baseball dating back to 1877, when the Binghamton Cricket played in the League Alliance. With players like Buttercup Dickerson and John McGuinness, the members of the original Cricket team became the forefathers of America's pastime at the confluence of the Susquehanna and Chenango Rivers.

Binghamton's hometown team experienced considerable volatility in its first 20 years. During that time period, the team played under four different names (Cricket, Bingoes, Crickets and Bingos) in six different leagues (League Alliance, International Association, New York State League, International League, Central League and Eastern League). Future Hall of Famer "Wee Willie" Keeler of "Hit 'em where they ain't" fame played for the Bingoes during this time in 1892 and 1893.



1902 Binghamton Bingoes

Things finally settled down in 1901 when the Binghamton Bingoes began playing in the New York State League. Comprised of teams from Albany, Cortland/Waverly, Ilion, Rome, Schenectady, Troy and Utica, the league pitted the turn-of-the-century bustling cities of Upstate New York against each other. The Bingoes played 17 seasons in the league before switching to the International League in 1918.



1913 Binghamton Bingoes

W.B. "Bill" Kay played in Binghamton from 1914 to 1919 and became one of the team's biggest stars hitting over .300 every year. He was inducted into Binghamton's Baseball Shrine in 2006.

Professional baseball in Binghamton went on hiatus for four years after the Bingoes ended their run in the International League in 1919. That drought ended in a grand way in 1923. In a meeting held on March 23 at the Arlington Hotel in Binghamton, a six-team association known as the New York-Penn League was born. Fifteen years later, the New York-Penn League became today's Eastern League.

The Binghamton Triplets were an original member of the league and became a fixture in Binghamton for 45 years. Representing the "Triple Cities" (Binghamton, Johnson City and Endicott), the Triplets spent most of their existence as a New York Yankees affiliate.




1933 League Champion Binghamton Triplets

With stars like Whitey Ford, Eddie Sawyer, Steve Souchock, Thurman Munson, Steve Kraly, Lee Thomas, Bill Virdon, Al Downing, Spud Chandler, Wally Burnette, Bobby Richardson, Ralph Terry, Pete Suder, Frank Verdi, Ken Harrelson, Bob Grim, Bert Campaneris, Gene Bearden, and Dale Long the Triplets captured ten league titles during their time in Binghamton.

The Triplets switched to the current New York-Penn League in 1964 and returned to the Eastern League in 1967. Sadly, their run came to an end in 1968. The team disbanded and professional baseball disappeared from the Southern Tier for 23 years.

The New York Mets ended that drought in 1992. Owners of their Double-A affiliate in the Williamsport Bills, the Mets decided to move the team to Binghamton following the 1991 season. With the Triplets' old home in Johnson Field long-gone, the city spearheaded the construction of Binghamton Municipal Stadium, now known as NYSEG Stadium. In a coincidental link to the past, the park is located just blocks from where the Arlington Hotel, the birthplace of the Eastern League, used to stand.

The franchise picked up where the Triplets left off and has provided fans in the Southern Tier with professional baseball for more than a quarter-century. Including three championships by the B-Mets, Binghamton has been home to thirteen Eastern League titles, the most of any city in the league. The team and their loyal fans hope for more as the love affair with America's pastime continues in the "Carousel Capital of the World".



1962 Triplets Program

FRANCHISE HISTORY

FRANCHISE RECORDS

EASTERN LEAGUE

From Binghamton to the Big Leagues

FROM BINGHAMTON TO THE BIG LEAGUES

Over the last 29 seasons, over 800 players have donned a Binghamton Mets or Rumble Ponies uniform. Only 66 have played for the B-Mets/Ponies and then made their Major League debut with the New York Mets in the same season. The full list, in order of their New York Mets debut:

| Player | Debut | Player | Debut | Player | Debut |
|--------------------|---------|--------------------|---------|------------------|---------|
| Butch Huskey | 9/8/93 | Joe Hietpas | 10/3/04 | Josh Edgin | 7/13/12 |
| Jeff Barry | 6/9/95 | Tim Hamulack | 9/2/05 | Collin McHugh | 8/23/12 |
| Jason Isringhausen | 7/17/95 | Anderson Hernandez | 9/18/05 | Travis d'Arnaud | 8/13/13 |
| Robert Person | 9/18/95 | Alay Soler | 5/24/06 | Juan Centeno | 9/18/13 |
| Paul Wilson | 4/4/96 | Henry Owens | 7/7/06 | Wilfredo Tovar | 9/22/13 |
| Jason Hardtke | 9/8/96 | Mike Pelfrey | 7/8/06 | Dilson Herrera | 8/29/14 |
| Charlie Greene | 9/15/96 | Philip Humber | 9/24/06 | Dario Alvarez | 9/3/14 |
| Kevin Morgan | 6/15/97 | Carlos Muniz | 9/25/07 | Michael Conforto | 7/24/15 |
| Carlos Mendoza | 9/3/97 | Nick Evans | 5/24/08 | Robert Gsellman | 8/23/16 |
| Jorge Luis Toca | 9/12/99 | Daniel Murphy | 8/2/08 | Tyler Pill | 5/27/17 |
| Jerrold Riggan | 8/29/00 | Eddie Kunz | 8/3/08 | Chris Flexen | 7/27/17 |
| Jason Phillips | 9/19/01 | Jon Niese | 9/2/08 | Tomas Nido | 9/13/17 |
| Mark Corey | 10/2/01 | Bobby Parnell | 9/15/08 | Gerson Bautista | 4/17/18 |
| Jaime Cerda | 6/28/02 | Josh Thole | 9/3/09 | Drew Smith | 6/23/18 |
| Jae Seo | 7/21/02 | Tobi Stoner | 9/10/09 | Tyler Bashlor | 6/25/18 |
| Esix Snead | 9/3/02 | Jenrry Mejia | 4/7/10 | Drew Gagnon | 7/10/18 |
| Jeff Duncan | 5/20/03 | Lucas Duda | 9/1/10 | Jeff McNeil | 7/24/18 |
| Prentice Redman | 8/24/03 | Mike Nickeas | 9/4/10 | Daniel Zamora | 8/17/18 |
| Danny Garcia | 9/2/03 | Josh Stinson | 9/2/11 | Stephen Nogosek | 6/19/19 |
| Matt Watson | 9/12/03 | Josh Satin | 9/4/11 | Chris Mazza | 6/23/19 |
| David Wright | 7/21/04 | Chris Schwinden | 9/8/11 | Sam Haggerty | 9/4/19 |
| Heath Bell | 8/24/04 | Elvin Ramirez | 6/3/12 | Tylor Megill | 6/23/21 |

107 SEASONS OF BINGHAMTON BASEBALL

This year marks the 107th season of professional baseball in Binghamton. America's pastime in the Southern Tier dates back to 1877 when the Binghamton Cricket played in the League Alliance. For more on the history of baseball in Binghamton see page 10.

- BINGHAMTON RUMBLE PONIES** (2017 - Present)
Eastern League (2017 - Present)
- BINGHAMTON METS** (1992 - 2016)
Eastern League (1992 - 2016)
- BINGHAMTON TRIPLETS** (1923 - 1968)
Eastern League (1938-1963, 1967-1968)
New York-Pennsylvania League (1923-1937, 1964-1966)
- BINGHAMTON BINGOES** (1885, 1892 - 1894, 1899, 1901 - 1919)
International League (1918-1919)
Eastern League (1892-1894)
New York State League (1885, 1899, 1901-1917)
- BINGHAMTON CRICKETS** (1877 - 1878, 1886 - 1888, 1895, 1900)
New York State League (1896, 1900)
Central League (1888)
International League (1886)
International Association (1878, 1887)
League Alliance (1877)

Bold - Played in Major Leagues * - Played for Binghamton on rehab assignment

ALL-TIME ROSTER

A

ABEL, Nick (08-09)
 ABREU, Michel (06)
 ACUNA, Ron (02-04)
AGBAYANI, Benny (95-96)
 AGUILAR, Salvador (07-08)
 ALFONZO, Edgar (08-09)
ALFONZO, Edgardo (94)
 ALCANTARA, Arismendy (19)
 ALLEN, Josh (18)
 ALLISON, Tom (92-94)
ALOMAR, Jr., Sandy (07*)
 ALONSO, Peter (17-18)
ALOU, Moises (08*)
ALVAREZ, Dario (14, 15)
 ALVAREZ, Manuel (10-11)
 ANDERSON, Jimmy (04)
 ANTONINI, Michael (08-10)
 ARFFA, Steve (95)
 ARACENA, Juan (00)
 ARROYO, Rafael (05,07-09)
 ARROYO, Luis (97-98)
 ARTEAGA, Ivan (98)
 ARTEAGA, JD (98-00)
 ASCHE, Kirk (03)
ATCHISON, Scott (13*)
 ATKINS, Adam (18)
AUCOIN, Derek (98)
 AVANT, chandler (19)
 AVERSA, Joe (96)
 AZUAJE, Jesus (95-98)

B

BACANI, David (03-05)
 BALDIRIS, Aarom (04-05)
 BALDONADO, Alberto (16-17)
BANNISTER, Brian (04-05)
 BARBOSA, Andrew (16)
 BARNES, Barrett (19)
 BARON, Jim (00)
BARRIOS, Manny (01)
BARRY, Jeff (94-95)
BASAK, Chris (01-04)
BASHLOR, Tyler (17-18)
 BATES, Fletcher (95,97,02)
BATISTA, Miguel (12*)
 BATISTA, Wilson (06-07)
 BATY, Brett (21)
BAUTISTA, Gerson (18)
BAXTER, Mike (12*)
BAY, Jason (02)
 BEAULAC, Eric (10)
BEAVAN, Blake (17)
BEAMON, Trey (99)
 BECKERMAN, Andy (94)
 BELL, Bubba (11)
BELL, Heath (01,02,04)
BELL, Mike (98)
BELNOME, Vince (15)
 BENBOW, Lou (95)
 BENNETT, Hamilton (13-14)
 BENNETT, Ryan (99,01)
 BENNETT, Steve (03)
BENSON, Joe (15)
 BEVIS, P.J. (02-04)

BIONDI, Patrick (17-18)
BLACK, Vic (15*)
 BLACKHAM, Matt (18,19)
BLAND, Nate (02)
 BLAQUIERE, Jean Luc (11)
 BOHANEK, Cody (19)
 BOHANNON, Gary (99)
 BONFE, Joe (12-13)
 BOSSART, Austin (19)
 BOSTICK, Adam (09)
 BOSTICK, Akeem (21)
 BOUCHARD, Matt (09)
BOWMAN, Matt (14)
 BOWMAN, Shawn (08-09)
 BOYD, Jayce (14-16)
BRADFORD, Chasen (13-14)
 BRASWELL, Bryan (01-02)
BRAZELL, Craig (02-03)
BREA, Leslie (00)
 BRITTAN, Corey (98-00)
BRITO, Eude (08)
 BRODEY, QUINN (19, 21)
 BROOKS, Ricky (11)
 BROWN, Eric (08-09)
 BRUCE, Mo (99,00)
BRUNETTE, Justin (01-02)
 BUCCHERI, James (99)
 BULLARD, Jason (96)
 BULLOCK, Craig (95)
 BURDICK, Dale (16-17)
 BURGAMY, Brian (14)
BURNITZ, Jeromy (03*)
BURNS, Cory (17)
BUTERA, Drew (07)
 BUTTERFIELD, Chris (92-93)
 BYARD, David (04-05)

C

CABRERA, Asdrubal (17*)
 CALABRESE, Tony (03)
 CALIGIURI, Jay (05-06)
 CAMACHO, Eddie (06-08)
CAMPBELL, Eric (10-12)
CAMMACK, Eric (99,02-03)
 CAMPOS, Yeizo (19, 21)
CANCEL, Robinson (07)
 CANACCIOLI, Lance (04)
CARDONA, Javier (04)
CARP, Mike (07-08)
 CARPENTER, Brian (97)
CARPENTER, Drew (12)
 CARPIO, Luis (18, 19, 21)
 CARRILLO, Xorge (13-16)
CARSON, Robert (10-12)
CARVAJAL, Marcos (07)
 CARTER, John (96-97)
CASTILLO, Alberto (94)
CASTILLO, Juan (93-94)
CASTILLO, Luis (08*)
 CAVALLARO, Joe (18,21)
CECCHINI, Gavin (14-15,19)
CECILIANI, Darrell (13-15)
CENTENO, Juan (10, 12-14)
CERDA, Jaime (01-02)
CERROS, Juan (00-02)
CESPEDES, Yoenis (18*)

CESSA, Luis (14-15)
 CHANCEY, Bailey (08)
CHAVEZ, Endy (07*)
 CHENARD, Ken (04-05)
 CHEVALIER, Virgil (02-03)
 CHISM, T.J. (14)
 CHURCH, Andrew (17-18)
 CHURCH, John (13-14)
CHURCH, Ryan (08*)
CLARK, Matt (14)
 CLEMENTS, Zac (04-06)
 CLYNE, Stephen (09)
 COHOON, Mark (10-13)
 COLE, Brian (00)
 COLE, Joey (02-04)
 COLES, Corey (07)
COLLAZO, Willie (06)
 COLON, Dennis (98)
 CONCEPCION, Ambiorix (06,08)
 CONE, Gene (18)
CONFORTO, Michael (15)
CONLON, PJ (17)
 COOK, Andy (01,02)
COOPER, David (15)
COPELAND, Scott (18)
 CORDERO, Albert (15)
 CORDOVA, Vincent (05-06)
COREY, Mark (99-01)
 CORONADO, Jose (07-11)
 CORR, Frank (03)
 COSMAN, Jeff (95)
 COTA, Marino (00)
 COULTAS, Ryan (07,09)
 COX, Mike (03)
 CRADLE, Cobi (95)
CRAWFORD, Joe (94-96)
 CRISMATT, Nabil (16,18)
 CRUZ, J.E. (06-07)
CRUZ, Rhiner (11)
 CRUZADO, Victor (15-16)
 CUAN, Angel (13-14)
 CULLEN, Ryan (05-07)
 CURRY, Mike (01-02)

D

d'ARNAUD, Travis (13,14*,15*)
 DALY, Rob (95)
 DARDEN, Tony (98-99)
DAUBACH, Brian (95-96)
DAVIS, Ike (09)
 DAVIS, Jay (93-95)
 DE LA CRUZ, Julio (09)
 DE LA CRUZ, Maikis (16)
 DE LA CRUZ, Oscar (21)
DE LA TORRE, Jose (09-10)
 DEATON, Kevin (05)
DECKER, Cody (17)
deGROM, Jacob (13)
 DELGADO, Casey (16-17)
 DELLA RATTA, Pete (99-01)
 DELLICARRI, Joe (92-93)
den DEKKER, Matt (11-12)
 DESCHENES, Pat (03)
 DETIENNE, David (04)
 DEVANEY, Michael (06-07)
 DIAZ, Cesar (95)

ALL-TIME ROSTER

DIBRELL, Tony (19,21)
 DIAZ, Jose (04)
 DIAZ, Victor (03)
 DIFELICE, Mike (06)
DINA, Allen (99-01)
 DiNARDO, Lenny (03)
 DIXON, Steve (96)
DORN, Chris (92-93)
 DOTEI, Octavio (97-98)
DOUMA, Todd (92-93)
DuBOSE, Brian (99)
 DUDA, Lucas (09-10,15*)
 DUNCAN, Jeff (03-05)
DUNN, Justin (18)
DUPLANTIS, Antoine (21)
DYKHOFF, Radhames (00)
DYKSTRA, Allan (11-13)
DZIADKOWIEC, Andy (92-93)
DZIUBA, Teddy (07)

E

EAGER, Blake (06)
 EDGIN, Josh (12-13)
 EDMONDSON, Brian (95-97)
EDWARDS, Andrew (21)
EDWARDS, Bryan (04-06)
 EGBERT, Jack (11)
EIGSTI, Jake (09)
ELIZALDE, Sebastian (21)
ELDRIDGE, Rashad (06)
ELLIOTT, Chad (03)
ELLISON, Derrick (09-10)
ELY, Andrew (18)
ENGLE, Tom (95)
EPPERSON, Chad (95)
ESCALERA, Alfredo (19)
 ESCOBAR, Alex (00)
ESPINOSA, Ramon (97)
 EVANS, Phillip (16)
 EVANS, Nick (08-10)
EVERTS, Clint (10)

F

FAMILIA, Jeurys (11,17*)
 FARGAS, Johneshwy (21)*
FARRELL, Mike (94)
 FELICIANO, Jesus (11)
 FELICIANO, Pedro (13)
FERMIN, Edgardo (19, 21)
FERNANDEZ, Osvaldo (98)
FERNANDEZ, Rafael (12)
 FERNANDEZ, Sid (93*)
FESH, Sean (97)
FIEGEL, Todd (94-95)
 FIGGA, Mike (01)
 FIGUEROA, Nelson (97-98)
FISHER, Michael (10-12)
 FLEXEN, Chris (17)
 FLORES, Wilmer (12,16*)
FONTANEZ, Randy (14)
 FORDYCE, Brook (92)

FORSYTHE, Blake (13)
 FRANCISCO, Frank (12*,13*)
FRANCO, JJ (18)
 FRANCO, John (99*)
FRASER, Ryan (12-14)
FREDERICK, Emary (09-10)
FULLER, Jim (13)
FULLER, Mark (94-96)
FULLY, Ed (94-95)
 FULMER, Michael (14-15)

G

GADDIS, Nic (21)
GAGE, Matt (18)
 GAGNON, Drew (18)
GAINNEY, Bryon (99-00)
GALVEZ, Jonathan (15)
 GANT, John (15)
 GARCIA, Anderson (05-06)
 GARCIA, Danny (03)
GARCIA, Emmanuel (08-09)
GARCIA, Jose (18)
 GARCIA, Karim (04*)
GARCIA, Omar (94-95)
GARCIA, Yunir (05-06)
 GEE, Dillon (08,15*)
GEISLER, Phil (96)
 GERMEN, Gonzalez (12)
GIBBONS, Michael (15,18,19)
GIBSON, Derrik (16)
GILLIAM, Ryley (19,21)
 GIMENEZ, Andres (18,19)
 GOEDDEL, Erik (13,15*)
GOGGIN, Daniel (21)
 GOMEZ, Carlos (06)
GOMEZ, Gilbert (15)
GORDON, Cole (21)
 GONZALEZ, Dicky (00)
GONZALEZ, Harol (18)
GONZALEZ, Javier (93)
GONZALEZ, Jimmy (00,02,04)
GOOCH, Arnold (97-98)
 GOODEN, Dwight (94*)
GORSKI, Darin (12-14)
GRAHAM, Greg (94)
 GREENE, Charlie (94-96)
GREY, Connor (21)
 GRIFFITHS, Jeremy (01-02)
GRIFOL, Pedro (96-98)
GRiset, Ben (17)
GRONAUER, Kai (11-12,14)
 GSELLMAN, Robert (15-16,17*)
GUERRA, Mark (95-98)
 GUILLORME, Luis (17)
 GUNDERSON, Eric (93)
GUZIK, Robbie (93)
GUZMAN, Carlos (09-11)
 GUZMAN, Edwards (07)
 GOODEN, Dwight (94*)

GORSKI, Darin (12-14)
GRAHAM, Greg (94)
 GREENE, Charlie (94-96)
 GRIFFITHS, Jeremy (01-02)
GRIFOL, Pedro (96-98)
GRiset, Ben (17)
GRONAUER, Kai (11-12,14)
 GSELLMAN, Robert (15-16,17*)
GUERRA, Mark (95-98)
 GUILLORME, Luis (17)
 GUNDERSON, Eric (93)
GUZIK, Robbie (93)
GUZMAN, Carlos (09-11)
 GUZMAN, Edwards (07)

H

HACKIMER, Tom (21)
HAFER, Jeff (99-00)
HAGGERTY, Sam (19)
HALL, Victor (05)
HALL, Dylan (21)
HALTIWANGER, Garrick (99)

HAMULACK, Tim (05)
 HAND, Donovan (17)
 HANHOLD, Eric (18,19)
 HARDTKE, Jason (95-97)
HARPER, Brett (04-07)
 HARRIGER, Denny (92-93)
HARRIS, Alonzo (13)
HARRISON, Vince (07)
 HARVEY, Matt (11,17*)
HAVENS, Reese (10-12)
HEE, Aaron (03)
 HEILMAN, Aaron (02)
HELD, Dan (00)
 HENDERSON, Jim (16*)
 HENDERSON, Rodney (00)
HENDERSON, Ryan (98-99)
HEJKA, Josh (21)
HEPPLE, Mike (16)
HERBISON, Brett (99)
 HERNANDEZ, Anderson (05)
 HERNANDEZ, Carlos (01)
 HERNANDEZ, Luis (10)
 HERNANDEZ, Orlando (08*)
 HERRERA, Dilson (14)
HERRON, Tyler (16)
 HIEPTAS, Joe (01,03-06,08)
HILARIO, Julian (15)
 HILJUS, Erik (95)
HILL, Jamar (07-08)
 HILL, Jeremy (03-05)
HOFFNER, Jamie (92)
HOLDERMAN, Colin (21)
HOLT, Brad (09-12)
HOORELBEKE, Casey (08)
HORNE, Tyrone (96)
 HOWARD, Chris (97)
HOWARD, Tim (92-93)
 HOWELL, Pat (94)
HUBBARD, Marshall (10)

Bold - Played in Major Leagues

* - Played for Binghamton on rehab assignment

ALL-TIME ROSTER

HUBER, Justin (03-04)
HUCHINGSON, Chase (13-15)
HUFF, B.J. (99-01)
HUGHES, Rhyne (13)
HUMBER, Philip (05-06)
HUNTER, Bert (92-93)
HUNTER, Scott (97-98,01-02)

I

ISRINGSHAUSEN, Jason (94-95)

J

JACKSON, Gavin (00)
JACKSON, Nic (07)
JACOBS, Frank (93-95)
JACOBS, Mike (03-04)
JACOME, Jason (93)
JAMES, Christian (18)
JAMISON, Ryan (02)
JANNIS, Mickey (15-19)
JIANNETTI, Joe (04)
JOHNSON, Johnathan (16)
JOHNSON, Kyle (14,16)
JOHNSTONE, John (92)
JONES, Bobby J. (92,99*)
JONES, Bobby M. (01*)
JONEZ, ZACH (19)
JOSEPH, Jake (02-04)
JUNGE, Eric (05)

K

KACZMARSKI, Kevin (17,19)
KAPLAN, Jeff (11-12)
KATZAROFF, Robby (92)
KAY, Anthony (19)
KAZMAR, Sean (12)
KAZMIR, Scott (04)
KEISTER, Tripp (95)
KEPPEL, Bob (03)
KEPPINGER, Jeff (04)
KESSEL, Kyle (01)
KIGER, Mark (07,09)
KILOME, Franklyn (18)
KINDELL, Scott (95)
KING, Jared (15)
KING, Jason (92)
KINKADE, Mike (00)
KNACKERT, Brent (93,95)
KNAPP, Ricky (16-18)
KNOWLES, Eric (97)
KNOWLES, Eric (97)
KOCH, Matt (14-15)
KOLAREK, Adam (12-15)
KRIZAN, Jason (19)
KUEBLER, Jake (15)
KUNZ, Eddie (08,10)

L

LAGARES, Juan (11-12,14*,16*,17*)

LAGRANGE, Wagner (21)
LAMBIN, Chase (04-06)
LANDRY, Todd (98)
LANGBEHN, Gregg (92,94)
LARA, Rainy (14-16)
LARSON, Toby (96)
LASKO, Justin (21)
LAVIGNE, Tim (02-05,08)
LAWLEY, Dustin (14-15)
LEATHERSICH, Jack (13-14)
LeBRON, Juan (00-01)
LEDESMA, Aaron (93)
LEE, Braxton (19)
LEE, Zach (19)
LEIPER, Tim (96)
LIDLE, Cory (96)
LINDSEY, Desmond (21)
LINDSTROM, Matt (05-06)
LOADENTHAL, Carl (09)
LO DUCA, Paul (07*)
LOHRMAN, Dave (01)
LONG, Steve (93)
LONG, Terrence (98)
LOPEZ, Johan (99)
LOPEZ, Jose (97-99)
LOPEZ, Rafael (05)
LOYO, Juan (21)
LOWERY, David (93)
LOWERY, Terrell (96)
LUCAS, Richard (13)
LUDWICK, Eric (95)
LUGO, Seth (15,17*)
LUJAN, John (10-11)
LUTZ, Zach (09-10)
LYDON, Wayne (04-05)

M

MACHADO, Anderson (08)
MacLANE, Evan (05-06)
MADDEN, John (09)
MAGLIOZZI, Johnny (18)
MAHALIK, John (95-97)
MAINE, John (10*)
MALAVE, Jaime (01-02)
MALDONADO, Brahim (10-11)
MALDONADO, Ivan (05-06)
MALEK, Bobby (04-06)
MALO, Jon (08-11)
MANESS, Dwight (96-98)
MANESS, Nick (00-03)
MANGRUM, Michah (04)
MANGUM, Jake (21)
MANRIQUEZ, Salomon (08,10-11)
MARON, Cam (14)
MARSHALL, Randy (93)
MARTE, German (08)
MARTE, Jefry (12)
MARTIN, Dustin (12)
MARTIN, James (97)
MARTINEZ, Fernando (07-08)
MARTINEZ, Gabby (00-01)
MARTINEZ, Jesus (00-01)
MARTINEZ, Jose (92)
MORALES, Eric (98)
MARTINEZ, Pablo (94)
MASHORE, Justin (99)
MASON, Chris (09)
MATEO, Luis (13,16,17)
MATSUI, Kaz (05*)
MATTIONI, Nick (03)
MATTOX, David (03)
MATZ, Steven (14,15*)
MAURICIO, Ronny (21)
MAZEIKA, Patrick (17,18,19)
MAZZA, Chris (19)
MAZZILLI, LJ (15-17)
MAZZONI, Cory (12-14)
McCRARY, Scott (98-00)
McCREADY, Jim (93-96)
McDILL, Allen (95)
McENTIRE, Ethan (99)
McEWING, Joe (02*)
McGEORGE, Austin (18,19)
McGINLEY, Blake (04-05)
McGOWAN, Kevin (15-16,18)
McHUGH, Collin (11-12)
McLLRAITH Thomas (19,21)
McMICHAEL, Greg (99*)
McNAB, Tim (05-07,09)
McNEAL, Aaron (01-02)
McNEIL, Jeff (15-16,18)
MEDINA, Carlos (01)
MEGGERS, Mike (99)
MEGILL, Tylor (21)
MEJIA, Jenny (09-10,12,13*)
MENA, Jose (21)
MENDOZA, Carlos (97)
MERRITT, Roy (09-11)
METEYER, Brian (21)
MEYER, Nick (21)
MEYERS, Mike (04)
MICHAEL, Levi (18)
MIER, Jio (17)
MILLEDDGE, Lastings (05,07)
MILLER, Pat (93)
MILLER, Ryan (95,01)
MILLER, Troy (21)
MILONE, Tommy (17*)
MINCONE, John (15)
MITCHELL, Andrew (21)
MOLINA, Marcos (17-18)
MONTANE, Ivan (01)
MONTERO, Rafael (13,16)
MONTEZ DE OCA, Bryce (21)
MONTZ, Luke (10)
MOORE, Brandon (10-12)
MOORE, Michael (97)
MOORE, Tyler (17-18)
MORA, John (18)
MORALES, Eric (98)
MORALES, Ricardo (07)
MORAS, Michael (10)
MORENO, Juan (00)
MORENO, Julio (01)

Bold - Played in Major Leagues

* - Played for Binghamton on rehab assignment

ALL-TIME ROSTER

MORENO, Orber (03)
MORGAN, Kevin (95-97)
MORRIS, Akeel (15-16)
MULVEY, Kevin (06-07,12)
MUNIZ, Carlos (07,10)
MUNO, Danny (13)
MURPHY, Daniel (08)
MURRAY, Dan (98)
MUSSER, Neal (03-04)

N

NALL, Brandon (06-07)
NAVARRETE, Ray (06)
NAVARRO, Oswaldo (12)
NEGRON, Miguel (07)
NEBART, Garrett (98-99)
NICKEAS, Mike (06-10)
NIDO, Tomas (17-18)
NIESE, Jon (08,13*)
NIESSEN, Eric (09-11)
NIEUWENHUIS, Kirk (09-10)
NIEVE, Fernando (09)
NIMMO, Brandon (14-15)
NITKOWSKI, CJ (12)
NOGOSEK, Stephen (18)
NOVOA, Rafael (95)
NUNEZ, Gustavo (17)
NYE, Rodney (01-03)

O

OBERSTE, Matt (16-18)
OCHOA, Pablo (00,02)
OLLER, Adam (21)
ORDONEZ, Rey (94)
ORLOSKI, Joe (03)
ORTEGA, Jake (21)
ORZE, Eric (21)
OSWALT, Corey (17)
OTERO, Ricky (93,94)
OUGH, Wayne (04)
OWEN, Dylan (08-11,13)
OWENS, Henry (06)
OZGA, Travis (11-12)

P

PADILLA, Jorge (06)
PAEZ, Paul (16)
PAEZ, Michael (19)
PAGAN, Angel (04)
PAGANO, Scott (96)
PANIAGUA, Salvador (08-09)
PANTELIODIS, Alex (14)
PARNELL, Bobby (07-08,15*)
PARRA, Franklin (97)
PARRA, Franklin (21)
PARRA, Jose (04)
PASCUAL, Oliver (18)
PAULK, Robert (06-08)
PAXTON, Darrin (95)

PAYTON, Jay (94-96)
PEAVEY, Greg (12-14)
PELFREY, Mike (06)
PELLOT, Hector (10)
PENA Francisco (12-13)
PEREZ, Jairo (15)
PEREZ, Marcelo (07)
PEREZ, Miguel (06)
PEREZ, Yorkis (97)
PERSON, Robert (94,95)
PETERSEN, Josh (08-09)
PETERSON, Brock (15)
PETERSON, Matt (03-04)
PETERSON, David (19)
PETERSON, Tim (14,16-17)
PETIT, Yusmeiro (04-05)
PHILLIPS, Jason (99-01)
PIERSON, Jason (96-97)
PILL, Tyler (13-17)
PINA, Eudy (15)
PINANGO, Miguel (06)
PIZZANO, Dario (19)
PLAIA, Colton (16-17)
PLAWECKI, Kevin (14)
POBEREYKO, Matt (18)
POLANCO, Enohel (97-98)
PONTES, Dan (98-99)
PORTOBANCO, Luz (05-06)
POWERS, Michael (11)
PRESSLEY, Josh (03-04)
PREVOST, Josh (18)
PRIDE, Curtis (92)
PROCTOR, Dave (92)
PUELLO, Cesar (13)
PULSIPHER, Bill (94,97)
PUMPHREY, Ken (98,99)

Q

QUEZADA, Elnys (08)

R

RAGAN, Mitch (21)
RAGSDALE, Corey (05-07)
RALEIGH, Matt (97-98)
RAMIREZ, Edgar (09-12)
RAMIREZ, Elvin (10,12)
RAMIREZ, Hector (95-96)
RAMOS, Peeter (08)
RANDOLPH, Jaisen (01)
RATLIFF, Sean (10)
REDMAN, Prentice (02,04-05)
REED, Eric (08)
REED, Rick (99*)
REGNAULT, Kyle (16-17)
RENNIE, Luc (19,21)
REICH, Andy (92-93)
REYES, AI (08*)
REYES, Jose A. (07)
REYES, Jose (02,04*,11*,16)
REYES, Raul (10-12)

REYES, Scarly (17)
REYNOLDS, Matt (13-14)
RIGGAN, Jerrod (00,05)
RIGGANS, Shawn (10)
RING, Royce (03-04)
RIOS, Kevin (06)
RIVERA, Luis (07)
RIVERA, Saul (02)
RIVERA, T.J. (14-15)
RIZZIE, DAN (21)
ROA, Joe (93-94)
ROACH, Jason (00-02)
ROBERTS, Chris (94,96-97)
ROBERTS, Grant (99,02*)
ROERTSON, Connor (09)
ROBINSON, Jared (21)
ROBLES, Hansel (14)
RODRIGUEZ, Armando (12-13)
RODRIGUEZ, JC (17)
RODRIGUEZ, Jose (05)
RODRIGUEZ, Josh (12-13,15)
RODRIGUEZ, Sammy (98-01)
ROGERS, Brian (08)
ROGERS, Bryan (92-94)
ROMAN, Orlando (04-06)
ROMERO, Niuman (11,16)
ROMERO, YOEL (21)
ROMERY, Bradley (21)
ROOT, Derek (00)
ROQUE, Rafael (96-97)
ROSARIO, Adrian (12-13)
ROSARIO, Amed (15-16)
ROSEBOOM, David (16,18,19)
RUEBEL, Matt (99)
RUCKLE, Jacob (08-09)
RUIZ, Yeixon (15)
RUNDELES, Rich (06)
RYAN, Dusty (11)
RYAN, Ryder (18,19)

S

SABOL, Stefan (16)
SAENZ, Jason (01-03)
SAGE, Brandon (11)
SALAZAR, Oscar (02)
SANCHEZ, Jesus (97)
SANCHEZ, Aii (19)
SANCHEZ, Jose (07-09)
SANCHEZ, Rey (03)
SANCHEZ, Yuri (98-99)
SANABIA, Alex (21)
SANDERS, Tracy (94-95)
SANDOVAL, Rylan (12,14)
SANDY, Tim (93)
SANTOS, Omir (10)
SATIN, Josh (10-11)
SATTERWHITE, Cody (14)
SAUERBECK, Scott (96-97)
SAUNDERS, Chris (94-97)
SAUNDERS, Doug (92,94)
SAYLOR, Jamie (01)

Bold - Played in Major Leagues

***** - Played for Binghamton on rehab assignment

ALL-TIME ROSTER

SCHORR, Brad (94-95)
SCHWINDEN, Chris (10-11)
 SCOBIE, Jason (03-04)
 SCOTT, Lorenzo (11)
 SEALE, Marvin (03)
 SECREST, Kelly (16-17)
SEDLACEK, Shawn (04)
 SEEFRIED, Tate (97)
SEIBEL, Phil (02-03)
 SENGER, Hayden (21)
SEO, Jae (01-02)
 SERFASS, Joe (07)
 SERGAKIS, Nick (18)
SEWALD, Paul (14-15)
 SHAW, Joe (16, 18, 21)
 SHAW, Scott (10)
 SHIPP, Brian (02-03)
 SHORT, Barry (97, 99)
 SILCOX, Rusty (93)
 SIMMONS, Jeramy (07)
 SLACK, Jonathan (05-06)
 SMITH, Brandon (95)
 SMITH, Chuck (06)
SMITH, Dominic (16)
SMITH, Drew (17)
 SMITH, John (95)
SMITH, Joseph (06)
 SMITH, Kevin (19)
 SMITH, Matt (08)
SMOKER, Josh (15, 17*)
SNEAD, Esix (02)
SNYDER, Earl (01)
SOLER, Alay (06)
 SOLER, Ramon (02)
STANTON, Mike (03*)
 STEED, Ricky (98)
STEVENS, Jeff (12)
 STEWART, Caleb (07-09)
STEWART, Scott (98-99)
STIDHAM, Phil (95)
STINSON, Josh (10-11)
 STOFFELS, Alex (99)
STONER, Tobi (08-09, 11)
STRANGE, Patrick (00-01)
 STRATTON, Rob (01)
 STRAYHORN, Kole (04-05)
 STROM, Ian (18)
 STUART, Champ (16-17)
 SWINDELL, Mike (07)
SWYDERGAARD, Noah (13)

T

TAJERON, Travis (13-14)
TAM, Jeff (94-96)
 TAMARGO, Jr., John (99-01)
 TAPIA, Domingo (15-16)
 TAVERAS, Willy (21)
TAYLOR, Blake (19)
 TAYLOR, Corey (17-18)
 TAYLOR, Kevin (17)
 TAYLOR, Logan (16-17)
 TEBOW, Tim (18)
TEJADA, Ruben (09)

TERDOSLAVICH, Joey (18)
 TERHUNE, Mike (01)
 TEUFEL, Shawn (13)
 TEWES, Sam (21)
THOLE, Josh (09)
THOMPSON, Ryan (95*)
 THOMPSON, David (17, 19)
 TIJERINA, Tony (94-95)
TOCA, JORGE LUIS (99-00)
 TOFFEY, Will (18, 19, 21)
TOLAR, Kevin (97)
 TOMASIEWICZ, Kevin (07)
 TORRES, Joshua (18, 19)
TOVAR, Wilfredo (12-14)
TRABER, Billy (01)
TRACHSEL, Steve (02*, 05*)
 TRIPLETT, Russ (05)
 TURAY, Alhaji (06)
 TURGEON, Erik (10-12)
 TURNER, Brian (96)
TURNER, Justin (13*)

U

UCETA, Adonis (17, 19)
URDANETA, Lino (05-07)

V

VALDES, Raul (07)
VALDESPIN, Jordany (10-11)
VALERA, Yohanny (99)
VARGAS, Jason (19)*
 VASQUEZ, Jeremy (19, 21)
 VASQUEZ, Julian (92)
 VASQUEZ, Leo (97-99)
 VAUGHN, Cory (13-14)
 VELASQUEZ, Jon (14-15)
 VEZQUEZ, William (06)
 VEGA, Rene (01-02)
VELAZQUEZ, Gil (01-04)
 VENIARD, Jay (98)
VERAS, Quilvio (93)
VERRETT, Logan (13)
 VIENTOS, MARK (21)
 VILLINES, Stephen (18, 19)
VITKO, Joe (92, 94)

W

WABICK, D.J. (09-10)
WAGNER, Billy (08*)
 WALKER, Adam (01-02)
 WALKER, Josh (21)
WALKER, Pete (92-93)
WALKER, Tyler (99-01)
WALL, Donne (01*)
WALLACE, Derek (95)
 WALTERS, Jeff (13, 15)
 WARDEN, Jim Ed (09)
WATSON, Matt (02-03, 09)
 WATTS, Derran (05)
 WEGMANN, Tom (92)

WELCH, Mike (95-96)
 WHEELER, Beck (15-16)
WHEELER, Zack (12)
 WHITE, Donnie (95-96)
 WHITE, Mike (92)
WIGGINGTON, Ty (00-01)
 WILSON, Andy (06)
 WILSON, John (02-03)
WILSON, Paul (95-96)
WILSON, Preston (97)
 WILSON, Tommy (19, 21)
WILSON, Vance (97, 04*)
 WINAKER, Matt (21)
 WINANS, Alan (21)
 WIPF, Mark (95)
WITHEM, Shannon (96)
WOOTEN, Shawn (07)
 WONG, Joey (18)
WRIGHT, David (04)

Y

YARNALL, Ed (97-98)
YATES, Tyler (03)
YNOA, Gabriel (14, 15)
YOUNG Jr, Eric (14*)

Z

ZAMORA, Daniel (18)
 ZAMORA, Junior (99-00)
 ZANGHI, Joe (18, 19, 21)
 ZANON, Jacob (19)
 ZAPATA, Nefi (14)
 ZAPATA, Pedro (12)
ZEID, Josh (16)
ZINTER, Alan (92-93)
 ZORILLA, Julio (97-98)
 ZUNIGA, David (95)

Managers

BACKMAN, Wally (11)
 BOLES, Kevin (19)
 BUNDY, Lorenzo (21)
DAVIS, Doug (99-00)
 FREILING, Howie (01-02)
GIBBONS, John (98)
LIND, Jack (05)
 LOPEZ, Pedro (12-15)
OBERKFELL, Ken (04)
 OLIVERAS, Mako (07-09)
 ROJAS, Luis (17)
SAMUEL, Juan (06)
STEARNS, John (03)
SWEET, Rick (97)
SWISHER, Steve (92-93)
TAMARGO, John (94-96)
TEUFEL, Tim (10)

Bold - Played in Major Leagues

* - Played for Binghamton on rehab assignment

FRANCHISE MANAGERS

| Years | Manager | G | W-L | % | Years | Manager | G | W-L | % |
|-----------|----------------|-----|---------|------|-----------|---------------|-----|---------|------|
| 1992-1993 | Steve Swisher | 278 | 147-131 | .529 | 2005 | Jack Lind | 142 | 63-79 | .444 |
| 1994-1996 | John Tamargo | 425 | 225-200 | .529 | 2006 | Juan Samuel | 140 | 70-70 | .500 |
| 1997 | Rick Sweet | 142 | 66-76 | .465 | 2007-2009 | Mako Oliveras | 424 | 188-236 | .443 |
| 1998 | John Gibbons | 142 | 82-60 | .577 | 2010 | Tim Teufel | 142 | 66-76 | .465 |
| 1999-2000 | Doug Davis | 282 | 136-146 | .482 | 2011 | Wally Backman | 141 | 65-76 | .461 |
| 2001-2002 | Howie Freiling | 282 | 146-136 | .518 | 2012-2016 | Pedro Lopez | 706 | 377-329 | .534 |
| 2003 | John Stearns | 141 | 63-78 | .447 | 2017-2018 | Luis Rojas | 279 | 149-130 | .534 |
| 2004 | Ken Oberkfell | 142 | 76-66 | .535 | 2019 | Kevin Boles | 140 | 67-73 | .479 |
| | | | | | 2021 | Lorenzo Bundy | 107 | 47-60 | .439 |

TEAM MOST VALUABLE PLAYERS

| Year | Most Valuable Player | Year | Most Valuable Player | Year | Most Valuable Player |
|------|----------------------|------|----------------------|------|---------------------------------|
| 1992 | Tim Howard | 2000 | Dan Held | 2009 | Josh Thole |
| 1993 | Butch Huskey | 2001 | Earl Snyder | 2010 | Kirk Nieuwenhuis |
| 1994 | Edgardo Alfonzo | 2002 | Prentice Redman | 2011 | Brahiam Maldonado |
| 1995 | Jay Payton | 2003 | Rodney Nye | 2012 | Eric Campbell |
| 1996 | Chris Saunders | 2004 | Ron Acuna | 2013 | Allan Dykstra |
| 1997 | Tate Seefried | 2005 | Mike Jacobs | 2014 | Brian Burgamy |
| 1998 | Scott Hunter | 2006 | Michel Abreu | 2015 | Gavin Cecchini & Josh Rodriguez |
| 1999 | Jason Tyner | 2007 | Mark Kiger | 2016 | Dominic Smith |
| | | 2008 | Mike Carp | 2017 | David Thompson |

EASTERN LEAGUE AWARDS

| Most Valuable Player | | Manager of the Year | | Player of the Month | |
|----------------------|----------------|---------------------|----------------|---------------------|------------------------|
| 1995 | Jay Payton | 1992 | Steve Swisher | 1997 | Tate Seefried (July) |
| 2005 | Mike Jacobs | 1998 | John Gibbons | 1998 | Ed Yarnall (April) |
| 2013 | Allan Dykstra | 2013 | Pedro Lopez | 2000 | Mike Kinkade (May) |
| | | | | | Ty Wiggington (August) |
| | | | | 2001 | Earl Snyder (June) |
| | | | | 2002 | Matt Watson (August) |
| | | | | 2007 | Caleb Stewart (May) |
| | | | | | Brett Harper (August) |
| | | | | 2013 | Cesar Puello (June) |
| | | | | 2015 | Gavin Cecchini (July) |
| | | | | 2018 | Peter Alonso (April) |
| Pitcher of the Year | | Rookie of the Year | | | |
| 1992 | Bobby Jones | 1992 | Bobby Jones | | |
| 1995 | Paul Wilson | 1995 | Paul Wilson | | |
| 2015 | Michael Fulmer | 2015 | Gavin Cecchini | | |
| 2017 | Corey Oswalt | | | | |
| Postseason MVP | | All-Star Game MVP | | | |
| 2014 | Xorge Carrillo | 2012 | Eric Campbell | | |
| | | 2016 | Matt Oberste | | |

LEAGUE MID-SEASON ALL-STARS

| Year | All-Star | Year | All-Star | Year | All-Star | Year | All-Star |
|------|----------------|------|------------------|------|-------------------|------|-----------------|
| 1992 | Tim Howard | 2004 | David Bacani | 2009 | Roy Merritt | 2015 | Dario Alvarez |
| | Bobby Jones | | Justin Huber | | Josh Thole | | Gavin Cecchini |
| 1993 | Juan Castillo | | Blake McGinley | | DJ Wabick | | Luis Cessa |
| | Butch Huskey | | Neal Musser | 2010 | Nick Evans | | Brando Nimmo |
| 1994 | Juan Castillo | | Angel Pagan | | Luis Hernandez | | Josh Rodriguez |
| | Jay Davis | 2005 | David Bacani | | Mike Nickeas | | Paul Sewald |
| | Bill Pulsipher | | Brian Bannister | | Kirk Nieuwenhuis | 2016 | Matt Oberste |
| 1995 | Jay Payton | | Mike Jacobs | | Josh Stinson | | Tyler Pill |
| | Paul Wilson | | Chase Lambin | 2011 | Jeury's Familia | | Logan Taylor |
| 1996 | Chris Saunders | | Yusmeiro Petit | | Josh Satin | 2017 | PJ Conlon |
| | Mike Welch | 2006 | Michel Abreu | | Jordany Valdespin | | Luis Guillorme |
| 1997 | Jesus Sanchez | | Ivan Maldonado | 2012 | Eric Campbell | | Tomas Nido |
| 1998 | Scott Hunter | | Henry Owens | | Jeffrey Marte | | Corey Oswalt |
| | Dan Murray | | Jorge Padilla | | Armando Rodriguez | | Kevin Taylor |
| 1999 | Eric Cammack | | Mike Pelfrey | | Zack Wheeler | 2018 | Patrick Mazeika |
| 2000 | Dan Held | | Andy Wilson | 2013 | Allan Dykstra | | Levi Michael |
| | Mike Kinkade | 2007 | Brett Harper | | Cesar Puello | | David Roseboom |
| 2001 | Jae Seo | | Mark Kiger | | Josh Rodriguez | | Tim Tebow |
| | Earl Snyder | | Kevin Mulvey | | Logan Verrett | | Daniel Zamora |
| 2002 | Aaron McNeal | | Caleb Stewart | | Jeff Walters | 2019 | Harol Gonzalez |
| | Saul Rivera | 2008 | Salvador Aguilar | 2014 | Brian Burgamy | | Sam Haggerty |
| 2003 | Chris Basak | | Mike Carp | | Kyle Johnson | | Braxton Lee |
| | Craig Brazell | | Nick Evans | | Cody Satterwhite | | Patrick Mazeika |
| | Neal Musser | | Dan Murphy | | Jon Velasquez | | Adonis Uceta |
| | | | Bobby Parnell | | | | |

LEAGUE POSTSEASON ALL-STARS

| Year | All-Star | Year | All-Star | Year | All-Star | Year | All-Star |
|------|--------------------|------|--------------------|------|-------------------|------|--------------------|
| 1992 | Bobby Jones, SP | 1998 | Scott Hunter, OF | 2006 | Michel Abreu, 1B | 2013 | Allan Dykstra, 1B |
| 1993 | Quiulvio Veras, 2B | 1999 | Eric Cammack, P | | Henry Owens, P | | Jeff Walters, P |
| | Butch Huskey, 3B | 2000 | Mike Kinkade, C | 2007 | Mark Kiger, UT | 2014 | Brian Burgamy, UT |
| | Alan Zinter, DH | | Alex Escobar, OF | | Brett Harper, DH | 2015 | Gavin Cecchini, SS |
| 1994 | Bill Pulsipher, SP | | Jerrod Riggan, P | | | | Michael Fulmer, P |
| 1995 | Jay Payton, OF | 2002 | Jose Reyes, SS | 2008 | Mike Carp, 1B | | Josh Rodriguez, UT |
| | Paul Wilson, P | 2003 | Craig Brazell, 1B | | Daniel Murphy, UT | 2017 | Luis Guillorme, 2B |
| | Eric Ludwick, P | 2004 | Jeff Keppinger, 2B | | Eddie Kunz, P | | PJ Conlon, LHP |
| 1996 | Mike Welch, P | 2005 | Mike Jacobs, C | 2011 | Josh Satin, UT | | Corey Oswalt, RHP |
| 1997 | Jesus Sanchez, P | | | | | 2018 | Levi Michael, UT |

MOST RUNS SCORED, GAME

| Runs | Date | Opponent | Result |
|------|---------------------|---------------|----------|
| 18 | 4/11/08 | @ Erie | W, 18-13 |
| 17 | 8/16/11 | v New Britain | W, 17-5 |
| | 6/8/08 | v New Britain | W, 17-4 |
| | 6/21/02 | v Erie | W, 17-7 |
| 16 | Seven times - Last: | | |
| | 7/16/18 | v Portland | W, 16-2 |

MOST RUNS ALLOWED, GAME

| Runs | Date | Opponent | Result |
|------|--------------------|---------------|----------|
| 20 | 8/20/03 | @ Trenton | L, 20-4 |
| 19 | 5/3/08 | v Connecticut | L, 19-5 |
| | 6/3/01 | v Norwich | L, 19-9 |
| | 5/16/97 | @ Trenton | L, 19-2 |
| 17 | Five times - Last: | | |
| | 4/27/04 | v Trenton | L, 17-12 |

BINGHAMTON'S BASEBALL SHRINE

This season marks the 28th year for the Binghamton Baseball Shrine committee. The special group was formed in 1993 by then-Binghamton Mets general manager R.C. Reuteman to recognize the rich baseball legacy of the Greater Binghamton Area. Reuteman was posthumously inducted into the shrine in 2016. This year's class will be the 24th induction class for the Shrine.

In order to be inducted into the Binghamton Baseball Shrine, an inductee must no longer be an active player and have accomplished at least one of the following:

-Played for a Binghamton professional baseball team and performed in outstanding fashion or achieved success in Major League Baseball after playing in the Binghamton area

-Born and/or raised in the Greater Binghamton Area and achieved success in Major League Baseball or a Binghamton professional team (i.e., Bingos, Crickets, Triplets, Mets, etc.)

The same general rules apply for non-playing members of the Shrine. Examples include George F. Johnson, John H. Johnson, John Fox and Jerry Toman. On rare occasions the committee has the right to go outside the criteria to recognize a significant event in the Greater Binghamton Area.

| Year | Inductee | Year | Inductee | Year | Inductee | |
|------|------------------------------|------|-----------------------|-------------------------|-----------------------|-------------|
| 1993 | George F. Johnson | 2002 | Clete Boyer | 2009 | Dale Long | |
| | William "Willie" Keeler | | Ralph Terry | | Danny McDevitt | |
| | Johnny Logan | 2003 | Fred Norman | Quilvio Veras | | |
| 1995 | Edward "Whitey" Ford | 2004 | Pete Suder | 2011 | John Fox | |
| | William "Wild Bill" Hallahan | | John Montgomery Ward | | Wally Burnette | |
| | Tommy Holmes | 2004 | Johnny Blanchard | Harry G. "Judge" Lumley | | |
| 1996 | Edwin "Eddie" Sawyer | 2005 | Ken Harrelson | 2012 | Gene Monahan | |
| | Ronald Michael Luciano | | Jerry Toman | | Curtis Pride | |
| | John Francis McNamara | | Frank Verdi | Bill "Moose" Skowron | | |
| 1997 | Steve Souchock | 2006 | 2005 | Rob Gardner | Willard Hershberger | |
| | Deron Johnson | | Bob Grim | Tom Tresh | | |
| | Steve Kraly | | Jake Pitler | Pete Van Wieren | | |
| 1998 | Thurman Munson | 2007 | Bert Campaneris | 2014 | Ken Gilchrist | |
| | John Johnson | | Vernon "Lefty" Gomez | | 2015 | Pedro Lopez |
| | Lee Thomas | | Bobby J. Jones | 2016 | Heath Bell | |
| 1999 | Bill Virdon | 2008 | W.B. "King Bill" Kay | 2017 | Nelson Figueroa | |
| | James E. Whitney | | 2007 | | Brook Fordyce | RC Reuteman |
| | AI Downing | | Charles E. Keller III | | Jerry Coleman | |
| 2000 | John "Bud" Fowler | 2008 | Cory Lidle | 2018 | Juanita Crabb | |
| | Victor J. Roschi | | George McQuinn | | Marion O'Connor | |
| | Steve Swisher | | Edgardo Alfonzo | Jim Weed | Maine-Endwell LL Team | |
| 2000 | Spurgeon "Spud" Chandler | 2019 | Gene Bearden | 2021 | Jason Istringhausen | |
| | Dr. Eddie Farrell | | Daniel Maurice Casey | | Bill Pulsipher | |
| | Bobby Richardson | | Joe Pepitone | | David Wright | |
| | Bob Taylor, Sr. | | | | Jay Payton | |
| | | | | | Preston Wilson | |
| | | | | | Tyler Terlecky | |

WEARING THE JERSEY

Over the course of 29 seasons, over 800 different players have worn a Binghamton Mets or Rumble Ponies jersey. Of those players, 336 also played in the Major Leagues.

In the team's history, 168 B-Mets/Ponies made their Big League debut with the New York Mets. Overall, 220 New York Mets have, at one time, played for the B-Mets/Ponies.

Just 66 players have donned a B-Mets/Ponies uniform and gone on to make their Major League debut for the New York Mets in the same season. See page 12 for a full list.

YEAR-BY-YEAR RECORD

| Year | W-L | Home | Away | Finish | GB/A | Postseason | Manager |
|---------------|------------------|-----------------|----------------|--------------|-------|-------------------------------|----------------|
| 1992 | 79 - 59 | 41 - 30 | 38 - 29 | 2 | -1.0 | SF: HAR (3-1) / EL: CAN (3-2) | Steve Swisher |
| 1993 | 68 - 72 | 35 - 35 | 33 - 37 | 5 | -27.0 | | Steve Swisher |
| 1994 | 82 - 59 | 42 - 29 | 40 - 30 | 1 - North | +4.5 | ND: NH (3-0) / EL: HAR (3-2) | John Tamargo |
| 1995 | 67 - 75 | 34 - 37 | 33 - 38 | 4 - North | -19.0 | | John Tamargo |
| 1996 | 76 - 66 | 41 - 30 | 35 - 36 | 2 - North | -7.5 | ND: Portland (2-3) | John Tamargo |
| 1997 | 66 - 76 | 30 - 41 | 36 - 35 | 4 - North | -13.0 | | Rick Sweet |
| 1998 | 82 - 60 | 46 - 25 | 36 - 35 | 2 - North | -1.0 | ND: New Britain (1-3) | John Gibbons |
| 1999 | 54 - 88 | 28 - 43 | 26 - 45 | 6 - North | -38.0 | | Doug Davis |
| 2000 | 82 - 58 | 46 - 25 | 36 - 33 | 1 - North | +1.0 | ND: New Britain (1-3) | Doug Davis |
| 2001 | 73 - 68 | 38 - 32 | 35 - 36 | 4 - North | -13.5 | | Howie Freiling |
| 2002 | 73 - 68 | 42 - 28 | 31 - 40 | 3 - North | -3.5 | | Howie Freiling |
| 2003 | 63 - 78 | 40 - 31 | 23 - 47 | 5 - North | -15.5 | | John Stearns |
| 2004 | 76 - 66 | 38 - 33 | 38 - 33 | 2 - North | -8.5 | ND: New Hampshire (1-3) | Ken Oberkfell |
| 2005 | 63 - 79 | 38 - 35 | 25 - 44 | 6 - North | -13.0 | | Jack Lind |
| 2006 | 70 - 70 | 40 - 29 | 30 - 41 | 3 - North | -9.0 | | Juan Samuel |
| 2007 | 61 - 81 | 30 - 44 | 31 - 37 | 6 - North | -22.0 | | Mako Oliveras |
| 2008 | 73 - 69 | 33 - 38 | 40 - 31 | 3 - Northern | -14.0 | | Mako Oliveras |
| 2009 | 54 - 86 | 27 - 43 | 27 - 43 | 6 - Northern | -28.0 | | Mako Oliveras |
| 2010 | 66 - 76 | 34 - 37 | 32 - 39 | 5 - Eastern | -17.0 | | Tim Teufel |
| 2011 | 65 - 76 | 32 - 38 | 33 - 38 | 5 - Eastern | -11.5 | | Wally Backman |
| 2012 | 68 - 74 | 33 - 37 | 35 - 37 | 5 - Eastern | -11.0 | | Pedro Lopez |
| 2013 | 86 - 55 | 44 - 28 | 42 - 27 | 1 - Eastern | +12.0 | ED: Trenton (0-3) | Pedro Lopez |
| 2014 | 83 - 59 | 45 - 26 | 38 - 33 | 2 - Eastern | -5.0 | ED: POR (3-2) / EC: RIC (3-0) | Pedro Lopez |
| 2015 | 77 - 64 | 37 - 33 | 40 - 31 | 2 - Eastern | -3.0 | ED: Reading (0-3) | Pedro Lopez |
| 2016 | 63 - 77 | 32 - 37 | 31 - 40 | 5 - Eastern | -25.5 | | Pedro Lopez |
| 2017 | 85 - 54 | 42 - 24 | 43 - 30 | 2 - Eastern | -6.5 | ED: Trenton (1-3) | Luis Rojas |
| 2018 | 64 - 76 | 36 - 34 | 28 - 42 | 5 - Eastern | -15.0 | | Luis Rojas |
| Totals | 1919-1889 | 1003-902 | 916-987 | | | | |

BINGHAMTON RUMBLE PONIES QUICK FACTS

| | | | |
|----------------------------|--|--------------------------|---------------------------------------|
| Affiliation: | New York Mets (1992 - Present) | League Titles: | 3 (1992, 1994, 2014) |
| Founded: | 1992 | Division Titles: | 3 (1994, 2000, 2013) |
| Ownership: | David Sobotka | Postseasons: | 9 (92, 94, 96, 98, 00, 04, 13-15, 17) |
| Stadium (Capacity): | Mirabito Stadium (6,012) | Manager: | Reid Brignac |
| Location: | 211 Henry Street Binghamton, NY 13901 | Hitting Coach: | Tommy Joseph |
| Radio Broadcasters: | Jacob Wilkins, Chris Hess | Pitching Coach: | Jerome Williams |
| Radio Stations: | WNBF (1290 AM) WYOS (1360 AM) | Bench Coach: | Mariano Duncan |
| | | Athletic Trainer: | Vanessa Weisbach |
| | | Strength Coach: | Ryan Orr |

MONTH-BY-MONTH RECORD

| Year | April | May | June | July | August | Sept | Postseason | DHs |
|---------------|----------------|----------------|----------------|----------------|----------------|--------------|--------------|------------------|
| 1992 | 14-6 | 18-12 | 16-12 | 16-14 | 14-15 | 1-0 | 6-3 | 4-2-7 |
| 1993 | 5-13 | 10-17 | 20-12 | 13-15 | 17-12 | 3-3 | | 5-3-2 |
| 1994 | 14-5 | 17-11 | 15-15 | 18-13 | 16-12 | 2-3 | 6-1 | 1-1-3 |
| 1995 | 9-11 | 17-10 | 15-13 | 12-21 | 12-18 | 2-2 | | 0-3-3 |
| 1996 | 11-9 | 13-15 | 19-10 | 13-19 | 18-13 | 2-0 | 2-3 | 3-0-6 |
| 1997 | 12-12 | 11-17 | 14-14 | 14-17 | 15-15 | 0-1 | | 4-2-2 |
| 1998 | 9-8 | 15-13 | 16-15 | 20-9 | 18-12 | 4-3 | 1-3 | 0-0-3 |
| 1999 | 11-10 | 9-20 | 13-15 | 10-19 | 9-20 | 2-4 | | 1-0-2 |
| 2000 | 12-6 | 14-14 | 18-15 | 13-12 | 24-8 | 1-3 | 1-3 | 5-2-4 |
| 2001 | 12-8 | 15-15 | 15-12 | 12-18 | 15-15 | 4-0 | | 2-0-5 |
| 2002 | 14-8 | 13-15 | 10-20 | 18-10 | 17-14 | 1-1 | | 3-5-3 |
| 2003 | 13-9 | 11-19 | 10-18 | 17-14 | 12-18 | 0-0 | | 5-1-5 |
| 2004 | 12-9 | 20-9 | 14-15 | 14-12 | 16-15 | 0-6 | 1-3 | 4-0-4 |
| 2005 | 12-11 | 14-11 | 12-15 | 6-22 | 16-18 | 3-2 | | 1-3-5 |
| 2006 | 12-11 | 9-21 | 14-12 | 22-5 | 11-19 | 2-2 | | 2-4-3 |
| 2007 | 5-12 | 19-14 | 9-19 | 12-17 | 15-16 | 1-3 | | 0-3-6 |
| 2008 | 10-16 | 18-11 | 18-9 | 13-18 | 14-14 | 0-1 | | 2-0-4 |
| 2009 | 10-8 | 11-18 | 8-21 | 11-17 | 11-18 | 3-4 | | 1-2-3 |
| 2010 | 12-9 | 12-17 | 17-11 | 12-18 | 11-16 | 2-5 | | 2-1-3 |
| 2011 | 7-12 | 9-21 | 12-17 | 16-15 | 20-7 | 1-4 | | 1-2-5 |
| 2012 | 12-11 | 13-15 | 11-17 | 16-13 | 15-16 | 1-2 | | 2-1-3 |
| 2013 | 14-12 | 17-13 | 20-5 | 16-13 | 18-11 | 1-1 | 0-3 | 2-0-5 |
| 2014 | 12-10 | 18-14 | 19-9 | 16-13 | 18-12 | 0-1 | 6-2 | 3-2-6 |
| 2015 | 12-8 | 14-16 | 13-13 | 19-10 | 15-14 | 4-3 | 0-3 | 0-1-3 |
| 2016 | 11-9 | 9-21 | 13-14 | 16-13 | 13-16 | 1-4 | | 0-1-4 |
| 2017 | 11-9 | 18-10 | 12-16 | 18-10 | 23-9 | 3-0 | 1-3 | 5-0-9 |
| 2018 | 11-10 | 17-14 | 10-17 | 11-18 | 14-15 | 1-2 | | 1-4-6 |
| 2019 | 11-8 | 19-11 | 10-19 | 16-13 | 10-20 | 1-1 | | 4-2-8 |
| 2021 | | 4-19 | 13-12 | 13-13 | 16-9 | 1-6 | | 2-1-2 |
| Totals | 310-270 | 404-433 | 406-412 | 423-421 | 443-417 | 47-67 | 24-27 | 65-45-125 |

MOST WINS IN MONTH

| Wins | Month, Year |
|------|--------------|
| 24 | August, 2000 |
| 23 | August, 2017 |
| 22 | July, 2006 |
| 20 | June, 2013 |
| | August, 2011 |
| | May, 2004 |
| | July, 1998 |
| | June, 1993 |

MOST LOSSES IN MONTH

| Losses | Month, Year |
|--------|--------------|
| 22 | July, 2005 |
| 21 | May, 2016 |
| | May, 2011 |
| | June, 2009 |
| | May, 2006 |
| | July, 1995 |
| 20 | June, 2002 |
| | August, 1999 |
| | May, 1999 |

YEAR-BY-YEAR ATTENDANCE

| Year | Total | Gates | Average | Season High |
|-------|------------------|--------------|--------------|--|
| 1992* | 278,492 | 67 | 4,157 | 6,255 - 9/12 v Canton-Akron Indians |
| 1993 | 225,467 | 65 | 3,469 | 6,282 - 4/8 v Reading Phillies |
| 1994* | 230,665 | 73 | 3,160 | 6,455 - 6/10 v New Britain Red Sox |
| 1995 | 200,077 | 69 | 2,900 | 6,847 - 7/3 v Bowie Baysox |
| 1996* | 206,589 | 69 | 2,994 | 6,528 - 7/3 v Portland Sea Dogs |
| 1997 | 200,513 | 68 | 2,949 | 6,641 - 7/3 v Akron Aeros |
| 1998* | 221,423 | 70 | 3,163 | 6,605 - 7/3 v Bowie Baysox |
| 1999 | 203,674 | 69 | 2,952 | 6,068 - 7/19 v Portland Sea Dogs |
| 2000* | 187,692 | 64 | 2,933 | 6,387 - 8/10 v New Haven Ravens |
| 2001 | 197,113 | 68 | 2,899 | 6,362 - 7/16 v Norwich Navigators |
| 2002 | 214,289 | 66 | 3,247 | 6,953 - 7/15 v Altoona Curve |
| 2003 | 211,533 | 66 | 3,205 | 6,261 - 8/31 v Trenton Thunder |
| 2004* | 218,535 | 68 | 3,214 | 6,712 - 6/9 v Norwich Navigators |
| 2005 | 222,243 | 69 | 3,221 | 6,307 - 7/4 v New Hampshire Fisher Cats |
| 2006 | 215,336 | 67 | 3,214 | 7,198 - 8/31 v Portland Sea Dogs |
| 2007 | 230,078 | 66 | 3,486 | 6,327 - 6/1 v Erie SeaWolves |
| 2008 | 220,638 | 69 | 3,198 | 7,412 - 7/17 v Connecticut Defenders |
| 2009 | 210,526 | 67 | 3,142 | 5,862 - 5/24 v New Britain Rock Cats |
| 2010 | 203,823 | 66 | 3,088 | 5,740 - 7/4 v Portland Sea Dogs |
| 2011 | 209,044 | 66 | 3,167 | 6,033 - 8/26 v Altoona Curve |
| 2012 | 196,929 | 66 | 2,984 | 6,481 - 7/3 v Altoona Curve |
| 2013* | 189,453 | 67 | 2,828 | 5,822 - 7/28 v Trenton Thunder |
| 2014* | 165,375 | 65 | 2,544 | 5,906 - 7/10 v Portland Sea Dogs |
| 2015* | 191,619 | 70 | 2,737 | 6,216 - 5/28 v Portland Sea Dogs |
| 2016 | 172,859 | 66 | 2,619 | 6,255 - 5/26 v Richmond Flying Squirrels |
| 2017* | 195,468 | 60 | 3,258 | 6,354 - 7/28 v New Hampshire Fisher Cats |
| 2018 | 220,279 | 62 | 3,553 | 7,488 - 7/20 v Trenton Thunder |
| 2019 | 182,990 | 61 | 3,000 | 6,355 - 5/15 v Altoona Curve |
| | 5,822,722 | 1,808 | 3,119 | |

Bold - Franchise single-season record

* - Includes postseason

SINGLE GAME ATTENDANCE RECORDS

| | Attendance | Date | Opponent |
|-----|------------|---------|----------------------------------|
| 1. | 7,488 | 7/20/18 | Trenton Thunder |
| 2. | 7,412 | 7/17/08 | Connecticut Defenders |
| 3. | 7,198 | 8/31/06 | Portland Sea Dogs |
| 4. | 7,124 | 7/4/18 | Erie SeaWolves |
| 5. | 6,953 | 7/15/02 | Altoona Curve |
| 6. | 6,847 | 7/3/95 | Bowie Baysox |
| 7. | 6,712 | 6/9/04 | Norwich Navigators |
| 8. | 6,641 | 7/3/97 | Akron Aeros |
| 9. | 6,637 | 7/4/03 | Norwich Navigators |
| 10. | 6,629 | 7/4/02 | Trenton Thunder |
| 11. | 6,621 | 8/31/95 | Hardware City Rock Cats |
| 12. | 6,605 | 7/3/98 | Bowie Baysox |
| 13. | 6,556 | 8/31/04 | Portland Sea Dogs |
| 14. | 6,542 | 7/11/94 | '94 Eastern League All-Star Game |
| 15. | 6,528 | 7/3/96 | Portland Sea Dogs |

POSTSEASON

1992 - Finish: 79-59; 2nd Eastern League

Eastern League Semi-Finals - Harrisburg Senators - B-Mets Win Series (3-1)

Game 1 - September 2, 1992

| | 1 | 2 | 3 | 4 | 5 | 6 | 7 | 8 | 9 | R | H | E | |
|-----|---|---|---|---|---|---|---|---|---|---|---|---|---|
| HAR | 0 | 0 | 0 | 0 | 0 | 0 | 1 | 0 | 0 | - | 1 | 5 | 2 |
| BIN | 1 | 0 | 1 | 0 | 4 | 2 | 0 | 0 | x | - | 5 | 7 | 3 |

W: Jose Martinez | L: Mike Mathile
T: 2:16 A: 2,528 B-Mets lead (1-0)

Game 2 - September 3, 1992

| | 1 | 2 | 3 | 4 | 5 | 6 | 7 | 8 | 9 | R | H | E | |
|-----|---|---|---|---|---|---|---|---|---|---|---|---|---|
| HAR | 0 | 0 | 0 | 1 | 2 | 0 | 1 | 0 | 0 | - | 4 | 5 | 1 |
| BIN | 0 | 0 | 0 | 0 | 0 | 0 | 0 | 1 | 0 | - | 1 | 8 | 1 |

W: Tavo Alvarez | L: John Johnstone
T: 2:46 A: 2,217 Series ties (1-1)

Game 3 - September 4, 1992

| | 1 | 2 | 3 | 4 | 5 | 6 | 7 | 8 | 9 | R | H | E | | |
|-----|---|---|---|---|---|---|---|---|---|---|---|---|----|---|
| BIN | 3 | 0 | 1 | 0 | 0 | 0 | 0 | 0 | 0 | 3 | - | 7 | 12 | 0 |
| HAR | 0 | 0 | 2 | 0 | 0 | 2 | 0 | 1 | 0 | - | 5 | 7 | 3 | 3 |

W: Gregg Langbehn | L: Len Picota | S: Andy Reich
T: 2:50 A: 2,982 B-Mets lead (2-1)

Game 4 - September 5, 1992

| | 1 | 2 | 3 | 4 | 5 | 6 | 7 | 8 | 9 | 10 | 11 | 12 | 13 | 14 | R | H | E | | |
|-----|---|---|---|---|---|---|---|---|---|----|----|----|----|----|---|---|---|---|---|
| BIN | 3 | 0 | 0 | 0 | 0 | 0 | 0 | 0 | 0 | 0 | 0 | 0 | 0 | 0 | 1 | - | 4 | 7 | 2 |
| HAR | 0 | 0 | 0 | 1 | 0 | 0 | 0 | 2 | 0 | 0 | 0 | 0 | 0 | 0 | 0 | - | 3 | 8 | 0 |

W: Tom Wegmann | L: Chris Marchok
T: 3:27 A: 2,024 B-Mets win (3-1)

Eastern League Championship - Canton-Akron Indians - B-Mets Win Series (3-2)

Game 1 - September 7, 1992

| | 1 | 2 | 3 | 4 | 5 | 6 | 7 | 8 | 9 | 10 | 11 | R | H | E | |
|-------|---|---|---|---|---|---|---|---|---|----|----|---|---|----|---|
| BIN | 1 | 0 | 0 | 0 | 4 | 0 | 0 | 0 | 0 | 0 | 2 | - | 6 | 8 | 0 |
| CN-AK | 0 | 1 | 0 | 0 | 0 | 0 | 1 | 0 | 2 | 0 | 1 | - | 5 | 15 | 3 |

W: Tom Wegmann | L: Mike Gardella | S: Andy Reich
T: 3:30 A: 1,536 B-Mets lead (1-0)

Game 2 - September 8, 1992

| | 1 | 2 | 3 | 4 | 5 | 6 | 7 | 8 | 9 | R | H | E | |
|-------|---|---|---|---|---|---|---|---|---|---|---|---|---|
| BIN | 0 | 0 | 0 | 0 | 0 | 1 | 0 | 0 | 0 | - | 1 | 3 | 2 |
| CN-AK | 0 | 0 | 0 | 1 | 0 | 0 | 1 | 0 | x | - | 2 | 5 | 0 |

W: Chad Ogea | L: Jose Martinez
T: 2:07 A: 1,285 Series ties (1-1)

Game 3 - September 9, 1992

| | 1 | 2 | 3 | 4 | 5 | 6 | 7 | 8 | 9 | R | H | E | |
|-------|---|---|---|---|---|---|---|---|---|---|---|----|---|
| CN-AK | 1 | 4 | 0 | 1 | 0 | 0 | 0 | 0 | 0 | - | 6 | 13 | 1 |
| BIN | 0 | 0 | 0 | 0 | 0 | 0 | 0 | 1 | 2 | - | 3 | 6 | 1 |

W: Victor Garcia | L: John Johnstone | S: Mike Gardella
T: 3:02 A: 4,144 Indians lead (2-1)

Game 4 - September 11, 1992

| | 1 | 2 | 3 | 4 | 5 | 6 | 7 | 8 | 9 | R | H | E | | |
|-------|---|---|---|---|---|---|---|---|---|---|---|---|---|---|
| CN-AK | 0 | 0 | 0 | 0 | 0 | 0 | 0 | 1 | 1 | 0 | - | 2 | 3 | 3 |
| BIN | 2 | 1 | 0 | 0 | 4 | 0 | 0 | 0 | x | - | 7 | 9 | 1 | 1 |

W: Joe Vitko | L: Alan Embree
T: 2:41 A: 4,165 Series ties (2-2)

Game 5 - September 12, 1992

| | 1 | 2 | 3 | 4 | 5 | 6 | 7 | 8 | 9 | R | H | E | |
|-------|---|---|---|---|---|---|---|---|---|---|---|----|---|
| CN-AK | 1 | 1 | 0 | 0 | 0 | 0 | 0 | 0 | 0 | - | 2 | 4 | 0 |
| BIN | 0 | 0 | 0 | 1 | 3 | 0 | 0 | 0 | x | - | 5 | 13 | 4 |

W: Bobby Jones | L: Chad Ogea | S: Andy Reich
T: 2:33 A: 6,255 B-Mets win (3-2)

ROWDY GETS READY TO RUMBLE



Following their franchise rebranding in November 2016, the Binghamton Rumble Ponies introduced their new mascot to the Southern Tier in 2017 without a name on Parade Day, the city's annual celebration for St. Patrick's Day.

After receiving over 1,000 fan submissions, the team narrowed down their five finalists to Bing, Buster, Ross, Rowdy and Rumbleton.

The anticipation built following another fan vote. The new mascot was christened "Rowdy" at the Meet the Ponies dinner days before Opening Day in April 2017.

POSTSEASON

1994 - Finish: 82-59; 1st North Division

North Division Championship - New Haven Ravens - B-Mets Win Series (3-0)

Game 1 - September 6, 1994

| | 1 | 2 | 3 | 4 | 5 | 6 | 7 | 8 | 9 | R | H | E | |
|-----|---|---|---|---|---|---|---|---|---|---|---|---|---|
| NH | 0 | 0 | 0 | 0 | 0 | 0 | 1 | 0 | 0 | - | 1 | 4 | 0 |
| BIN | 0 | 0 | 0 | 0 | 0 | 0 | 0 | 2 | x | - | 2 | 8 | 0 |

W: Bill Pulsipher | L: Mark Voisard
T: 2:23 A: 2,521 **B-Mets lead (1-0)**

Game 3 - September 8, 1994

| | 1 | 2 | 3 | 4 | 5 | 6 | 7 | 8 | 9 | R | H | E | |
|-----|---|---|---|---|---|---|---|---|---|---|---|---|---|
| BIN | 1 | 0 | 1 | 0 | 0 | 0 | 0 | 0 | 0 | - | 2 | 6 | 1 |
| NH | 0 | 0 | 0 | 0 | 0 | 1 | 0 | 0 | 0 | - | 1 | 5 | 0 |

W: Chris Roberts | L: Lloyd Peever | S: Bryan Rogers
T: 2:22 A: 4,646 **B-Mets win (3-0)**

Game 2 - September 7, 1994

| | 1 | 2 | 3 | 4 | 5 | 6 | 7 | 8 | 9 | R | H | E | |
|-----|---|---|---|---|---|---|---|---|---|---|---|---|---|
| NH | 0 | 0 | 0 | 2 | 3 | 0 | 0 | 0 | 0 | - | 5 | 6 | 0 |
| BIN | 0 | 0 | 2 | 1 | 0 | 2 | 1 | 0 | x | - | 6 | 8 | 1 |

W: Jim McCreedy | L: Jake Viano | S: Bryan Rogers
T: 2:31 A: 2,238 **B-Mets lead (2-0)**

Eastern League Championship - Harrisburg Senators - B-Mets Win Series (3-1)

Game 1 - September 11, 1994

| | 1 | 2 | 3 | 4 | 5 | 6 | 7 | 8 | 9 | R | H | E | |
|-----|---|---|---|---|---|---|---|---|---|---|---|---|---|
| BIN | 0 | 0 | 1 | 0 | 0 | 2 | 0 | 0 | 1 | - | 4 | 9 | 1 |
| HAR | 0 | 0 | 0 | 1 | 0 | 0 | 4 | 0 | x | - | 5 | 6 | 2 |

W: Bob Baxter | L: Jeff Tam | S: Curt Schmidt
T: 2:31 A: 2,330 **Senators lead (1-0)**

Game 3 - September 13, 1994

| | 1 | 2 | 3 | 4 | 5 | 6 | 7 | 8 | 9 | R | H | E | |
|-----|---|---|---|---|---|---|---|---|---|---|---|----|---|
| HAR | 2 | 0 | 0 | 0 | 1 | 1 | 0 | 0 | 0 | - | 4 | 5 | 2 |
| BIN | 0 | 0 | 0 | 0 | 2 | 0 | 0 | 0 | 3 | - | 5 | 12 | 1 |

W: Bryan Rogers | L: Alberto Reyes
T: 3:07 A: 3,047 **B-Mets lead (2-1)**

Game 2 - September 12, 1994

| | 1 | 2 | 3 | 4 | 5 | 6 | 7 | 8 | 9 | R | H | E | |
|-----|---|---|---|---|---|---|---|---|---|---|---|---|---|
| BIN | 0 | 0 | 0 | 2 | 0 | 0 | 0 | 0 | 0 | - | 2 | 8 | 0 |
| HAR | 0 | 0 | 0 | 0 | 0 | 0 | 0 | 0 | 0 | - | 0 | 0 | 0 |

W: Bill Pulsipher | L: Mike Mimbs
T: 2:20 A: 2,654 **Series tied (1-1)**

Game 4 - September 14, 1994

| | 1 | 2 | 3 | 4 | 5 | 6 | 7 | 8 | 9 | R | H | E | |
|-----|---|---|---|---|---|---|---|---|---|---|---|----|---|
| HAR | 0 | 0 | 0 | 0 | 0 | 0 | 0 | 2 | 0 | - | 2 | 5 | 0 |
| BIN | 0 | 1 | 0 | 4 | 0 | 0 | 2 | 0 | x | - | 7 | 11 | 1 |

W: Chris Roberts | L: Bob Baxter
T: 2:07 A: 5,259 **B-Mets win (3-1)**

PULSIPHER'S POSTSEASON NO-NO



Heading into Game 2 of the 1994 Eastern League Championship Series, the B-Mets trailed the Harrisburg Senators 1-0. Binghamton looked to their ace Bill Pulsipher to even the series on Monday, September 12.

In the regular season, the lefty racked up a team-best 14 wins and notched a 3.22 ERA. His 28 starts and 201 innings pitched that season still stand as franchise records.

With his father in attendance at Riverside Stadium in Harrisburg, Pulsipher struck out eight, walked four and allowed just three balls to leave the infield. The southpaw worked around a walk in the ninth to complete the first no-hitter in B-Mets history. Binghamton won the next two games of the series, earning their second Eastern League title in three years.

POSTSEASON

1996 - Finish: 76-66; 2nd North Division

North Division Championship - Portland Sea Dogs - B-Mets Lost Series (2-3)

Game 1 - September 3, 1996

| | 1 | 2 | 3 | 4 | 5 | 6 | 7 | 8 | 9 | 10 | 11 | R | H | E | |
|-----|---|---|---|---|---|---|---|---|---|----|----|---|---|----|---|
| BIN | 0 | 0 | 1 | 0 | 0 | 0 | 2 | 0 | 0 | 0 | 1 | - | 4 | 14 | 0 |
| POR | 0 | 0 | 0 | 1 | 2 | 0 | 0 | 0 | 0 | 0 | 0 | - | 3 | 6 | 2 |

W: Hector Ramirez | L: Bryan Ward

T: 3:36 A: 4,049 B-Mets lead (1-0)

Game 4 - September 6, 1996

| | 1 | 2 | 3 | 4 | 5 | 6 | 7 | 8 | 9 | R | H | E | |
|-----|---|---|---|---|---|---|---|---|---|---|---|---|---|
| POR | 1 | 0 | 0 | 0 | 0 | 1 | 2 | 0 | 0 | - | 4 | 7 | 0 |
| BIN | 0 | 0 | 0 | 0 | 0 | 0 | 0 | 2 | 0 | - | 2 | 6 | 0 |

W: Will Cunnane | L: Scott Sauerbeck | S: Rob Stanifer

T: 2:18 A: 2,355 Series tied (2-2)

Game 2 - September 4, 1996

| | 1 | 2 | 3 | 4 | 5 | 6 | 7 | 8 | 9 | R | H | E | |
|-----|---|---|---|---|---|---|---|---|---|---|---|---|---|
| BIN | 0 | 0 | 2 | 0 | 0 | 0 | 0 | 0 | 0 | - | 2 | 6 | 0 |
| POR | 2 | 0 | 0 | 0 | 0 | 0 | 0 | 1 | 0 | - | 3 | 8 | 0 |

W: Bryan Hernandez | L: Livan Edmondson | S: Rob Stanifer

T: 2:36 A: 4,473 Series tied (1-1)

Game 5 - September 7, 1996

| | 1 | 2 | 3 | 4 | 5 | 6 | 7 | 8 | 9 | R | H | E | |
|-----|---|---|---|---|---|---|---|---|---|---|---|---|---|
| BIN | 1 | 0 | 0 | 1 | 1 | 0 | 0 | 0 | 0 | - | 3 | 8 | 1 |
| POR | 3 | 2 | 0 | 2 | 0 | 0 | 0 | 0 | x | - | 7 | 8 | 0 |

W: Brian Meadows | L: John Carter

T: 2:51 A: 6,865 Sea Dogs win (3-2)

Game 3 - September 5, 1996

| | 1 | 2 | 3 | 4 | 5 | 6 | 7 | 8 | 9 | R | H | E | |
|-----|---|---|---|---|---|---|---|---|---|---|---|---|---|
| POR | 0 | 0 | 0 | 0 | 0 | 0 | 1 | 0 | 0 | - | 1 | 4 | 0 |
| BIN | 0 | 0 | 0 | 0 | 1 | 0 | 0 | 5 | x | - | 6 | 8 | 2 |

W: Chris Roberts | L: Andy Larkin

T: 2:33 A: 1,773 B-Mets lead (2-1)

1998 - Finish: 82-60; 2nd North Division

North Division Championship - New Britain Rock Cats - B-Mets Lose Series (1-3)

Game 1 - September 9, 1998

| | 1 | 2 | 3 | 4 | 5 | 6 | 7 | 8 | 9 | R | H | E | |
|-----|---|---|---|---|---|---|---|---|---|---|---|----|---|
| BIN | 0 | 2 | 0 | 0 | 0 | 6 | 0 | 0 | 0 | - | 8 | 11 | 0 |
| NBR | 0 | 1 | 0 | 0 | 0 | 2 | 0 | 0 | 0 | - | 3 | 8 | 1 |

W: Ivan Arteaga | L: Rob Radlosky

T: 2:50 A: 1,542 B-Mets lead (1-0)

Game 3 - September 11, 1998

| | 1 | 2 | 3 | 4 | 5 | 6 | 7 | 8 | 9 | R | H | E | |
|-----|---|---|---|---|---|---|---|---|---|---|---|---|---|
| NBR | 1 | 0 | 0 | 0 | 0 | 3 | 0 | 0 | 0 | - | 4 | 7 | 0 |
| BIN | 0 | 0 | 0 | 1 | 0 | 0 | 0 | 2 | 0 | - | 3 | 8 | 1 |

W: Jason Bell | L: Scott Stewart | S: Brent Stentz

T: 3:06 A: 3,292 Rock Cats lead (2-1)

Game 2 - September 10, 1998

| | 1 | 2 | 3 | 4 | 5 | 6 | 7 | 8 | 9 | R | H | E | |
|-----|---|---|---|---|---|---|---|---|---|---|---|----|---|
| BIN | 0 | 1 | 0 | 0 | 0 | 0 | 0 | 0 | 1 | - | 2 | 8 | 1 |
| NBR | 0 | 1 | 0 | 0 | 2 | 0 | 0 | 0 | x | - | 3 | 11 | 3 |

W: Mike Lincoln | L: Dan Murray | S: Brent Stentz

T: 2:45 A: 1,817 Series tied (1-1)

Game 4 - September 12, 1998

| | 1 | 2 | 3 | 4 | 5 | 6 | 7 | 8 | 9 | R | H | E | |
|-----|---|---|---|---|---|---|---|---|---|---|---|----|---|
| NBR | 3 | 1 | 2 | 0 | 0 | 0 | 0 | 0 | 0 | - | 6 | 10 | 1 |
| BIN | 0 | 0 | 0 | 1 | 0 | 0 | 0 | 0 | 1 | - | 2 | 4 | 4 |

W: Joe Mays | L: Arnold Gooch

T: 2:34 A: 1,940 Rock Cats win (3-1)

HITTING FOR THE CYCLE

Over 29 seasons, the B-Mets/Ponies have played 3,859 games and seen 768 different players wear the uniform. However, only two players have ever hit for the cycle.

Josh Satin became the first in franchise history, performing the feat on June 24, 2011 in Bowie against the Baysox. He launched a solo homer in the first inning, reached on an infield single in the third, doubled in the fifth, and legged out a triple to left in the seventh to complete the historic night. His three-bagger was just the fifth of his career.

On May 13, 2018, Jeff McNeil joined the club on the road against the Portland Sea Dogs. He tripled to start his day in the first inning, singled in the third, and ripped a double in the fourth. In the eighth, he blasted a payoff pitch from Teddy Stankiewicz over the right-field wall to complete the feat.

POSTSEASON

2000 - Finish: 82-58; 1st North Division

North Division Championship - New Haven Ravens - B-Mets Lose Series (1-3)

Game 1 - September 6, 2000

| | 1 | 2 | 3 | 4 | 5 | 6 | 7 | 8 | 9 | R | H | E | |
|-----|---|---|---|---|---|---|---|---|---|---|---|----|---|
| NH | 0 | 0 | 0 | 3 | 0 | 1 | 0 | 0 | 0 | - | 4 | 11 | 2 |
| BIN | 0 | 0 | 2 | 0 | 0 | 1 | 2 | 0 | x | - | 5 | 7 | 1 |

W: Juan Cerros | L: Damasco Marte | S: Jerrod Riggan

T: 2:59 A: 1,345 **B-Mets lead (1-0)**

Game 3 - September 8, 2000

| | 1 | 2 | 3 | 4 | 5 | 6 | 7 | 8 | 9 | R | H | E | | |
|-----|---|---|---|---|---|---|---|---|---|---|---|---|---|---|
| BIN | 0 | 2 | 1 | 0 | 0 | 0 | 0 | 0 | 0 | - | 3 | 8 | 2 | |
| NH | 0 | 3 | 0 | 0 | 0 | 0 | 0 | 0 | 2 | x | - | 5 | 9 | 0 |

W: Greg Wooten | L: Corey Brittan

T: 2:32 A: 3,509 **Ravens lead (2-1)**

Game 2 - September 7, 2000

| | 1 | 2 | 3 | 4 | 5 | 6 | 7 | 8 | 9 | R | H | E | |
|-----|---|---|---|---|---|---|---|---|---|---|---|----|---|
| NH | 3 | 0 | 3 | 0 | 0 | 2 | 0 | 0 | 0 | - | 8 | 14 | 1 |
| BIN | 0 | 0 | 0 | 1 | 0 | 0 | 0 | 0 | 0 | - | 1 | 6 | 1 |

W: Allen Westfall | L: Pat Strange

T: 2:38 A: 1,652 **Series tied (1-1)**

Game 4 - September 9, 2000

| | 1 | 2 | 3 | 4 | 5 | 6 | 7 | 8 | 9 | R | H | E | |
|-----|---|---|---|---|---|---|---|---|---|---|---|---|---|
| BIN | 0 | 0 | 1 | 0 | 0 | 0 | 0 | 0 | 0 | - | 1 | 4 | 0 |
| NH | 0 | 0 | 0 | 1 | 1 | 1 | 1 | 1 | x | - | 5 | 7 | 1 |

W: Brian Fuentes | L: Jesus Martinez | S: Jason Turman

T: 2:37 A: 2,529 **Ravens win (3-1)**

2004 - Finish: 76-66; 2nd North Division

North Division Championship - New Hampshire Fisher Cats - B-Mets Lose Series (1-3)

Game 1 - September 8, 2004

| | 1 | 2 | 3 | 4 | 5 | 6 | 7 | 8 | 9 | R | H | E | |
|-----|---|---|---|---|---|---|---|---|---|---|---|---|---|
| BIN | 0 | 0 | 0 | 0 | 0 | 0 | 0 | 0 | 0 | - | 0 | 1 | 1 |
| NH | 0 | 0 | 0 | 0 | 0 | 0 | 2 | 0 | x | - | 2 | 6 | 1 |

W: Gustavo Chacin | L: Tim Lavigne | S: Jordan DeJong

T: 2:29 A: 2,294 **Fisher Cats lead (1-0)**

Game 3 - September 10, 2004

| | 1 | 2 | 3 | 4 | 5 | 6 | 7 | 8 | 9 | 10 | R | H | E | |
|-----|---|---|---|---|---|---|---|---|---|----|---|---|---|---|
| NH | 0 | 0 | 0 | 0 | 0 | 0 | 0 | 0 | 0 | 0 | - | 0 | 6 | 2 |
| BIN | 0 | 0 | 0 | 0 | 0 | 0 | 0 | 0 | 0 | 1 | - | 1 | 6 | 2 |

W: PJ Bevis | L: John Ogilvie

T: 2:32 A: 2,105 **Fisher Cats lead (2-1)**

Game 2 - September 9, 2004

| | 1 | 2 | 3 | 4 | 5 | 6 | 7 | 8 | 9 | R | H | E | |
|-----|---|---|---|---|---|---|---|---|---|---|----|----|---|
| BIN | 0 | 0 | 1 | 1 | 0 | 0 | 2 | 0 | 0 | - | 4 | 7 | 2 |
| NH | 3 | 0 | 0 | 1 | 4 | 2 | 0 | 0 | x | - | 10 | 14 | 1 |

W: Brandon League | L: Jason Scobie

T: 2:48 A: 2,323 **Fisher Cats lead (2-0)**

Game 4 - September 11, 2004

| | 1 | 2 | 3 | 4 | 5 | 6 | 7 | 8 | 9 | R | H | E | |
|-----|---|---|---|---|---|---|---|---|---|---|---|---|---|
| NH | 0 | 0 | 1 | 0 | 2 | 0 | 0 | 2 | 0 | - | 5 | 8 | 0 |
| BIN | 0 | 0 | 0 | 0 | 0 | 0 | 2 | 0 | 0 | - | 2 | 6 | 2 |

W: Francisco Rosario | L: Ken Chenard | S: Jordan DeJong

T: 2:33 A: 2,042 **Fisher Cats win (3-1)**

2013 - Finish: 86-55; 1st Eastern Division

Eastern Division Championship - Trenton Thunder - B-Mets Lose Series (0-3)

Game 1 - September 4, 2013

| | 1 | 2 | 3 | 4 | 5 | 6 | 7 | 8 | 9 | 10 | R | H | E | |
|-----|---|---|---|---|---|---|---|---|---|----|---|---|----|---|
| BIN | 1 | 0 | 0 | 2 | 0 | 0 | 0 | 0 | 0 | 2 | - | 5 | 13 | 0 |
| TRN | 2 | 0 | 0 | 1 | 0 | 0 | 2 | 0 | 0 | 3 | - | 6 | 13 | 1 |

W: Pat Venditte | L: Jeff Walters

T: 3:48 A: 2,723 **Thunder lead (1-0)**

Game 3 - September 6, 2013

| | 1 | 2 | 3 | 4 | 5 | 6 | 7 | 8 | 9 | R | H | E | |
|-----|---|---|---|---|---|---|---|---|---|---|---|----|---|
| TRN | 0 | 0 | 0 | 0 | 2 | 0 | 1 | 0 | 0 | - | 3 | 10 | 0 |
| BIN | 0 | 0 | 0 | 0 | 0 | 0 | 0 | 0 | 0 | - | 0 | 11 | 1 |

W: Shane Greene | L: Logan Verrett | S: Danny Burawa

T: 3:29 A: 4,360 **Thunder win (3-0)**

Game 2 - September 5, 2013

| | 1 | 2 | 3 | 4 | 5 | 6 | 7 | 8 | 9 | R | H | E | |
|-----|---|---|---|---|---|---|---|---|---|---|---|---|---|
| BIN | 0 | 0 | 0 | 0 | 1 | 0 | 0 | 0 | 0 | - | 1 | 2 | 0 |
| TRN | 0 | 0 | 1 | 0 | 0 | 0 | 1 | 0 | x | - | 2 | 7 | 0 |

W: Zach Nuding | L: Darin Gorksi | S: Tommy Kahnle

T: 2:26 A: 2,877 **Thunder lead (2-0)**

POSTSEASON

2014 - Finish: 83-59; 2nd Eastern Division

Eastern Division Championship - Portland Sea Dogs - B-Mets Win Series (3-2)

Game 1 - September 3, 2014

| | 1 | 2 | 3 | 4 | 5 | 6 | 7 | 8 | 9 | R | H | E | |
|-----|---|---|---|---|---|---|---|---|---|---|---|----|---|
| POR | 0 | 0 | 0 | 1 | 0 | 4 | 0 | 0 | 0 | - | 5 | 8 | 2 |
| BIN | 0 | 0 | 1 | 0 | 0 | 1 | 0 | 3 | 3 | - | 8 | 10 | 0 |

W: Cody Satterwhite | L: Noe Ramirez

T: 3:00 A: 1,635 B-Mets lead (1-0)

Game 4 - September 6, 2014

| | 1 | 2 | 3 | 4 | 5 | 6 | 7 | 8 | 9 | R | H | E | |
|-----|---|---|---|---|---|---|---|---|---|---|----|----|---|
| BIN | 0 | 0 | 1 | 0 | 3 | 7 | 0 | 0 | 0 | - | 11 | 13 | 0 |
| POR | 1 | 0 | 0 | 1 | 0 | 0 | 0 | 2 | 0 | - | 4 | 6 | 2 |

W: Rainy Lara | L: Mike Augliera

T: 3:04 A: 3,077 Series tied (2-2)

Game 2 - September 4, 2014

| | 1 | 2 | 3 | 4 | 5 | 6 | 7 | 8 | 9 | R | H | E | |
|-----|---|---|---|---|---|---|---|---|---|---|---|----|---|
| POR | 0 | 5 | 1 | 0 | 1 | 0 | 0 | 0 | 0 | - | 7 | 11 | 0 |
| BIN | 0 | 0 | 0 | 0 | 0 | 0 | 0 | 0 | 0 | - | 0 | 8 | 2 |

W: Justin Haley | L: Greg Peavy | S: Wilfredo Boscan

T: 2:54 A: 2,047 Series tied (1-1)

Game 5 - September 7, 2014

| | 1 | 2 | 3 | 4 | 5 | 6 | 7 | 8 | 9 | R | H | E | |
|-----|---|---|---|---|---|---|---|---|---|---|---|----|---|
| BIN | 2 | 0 | 0 | 6 | 0 | 0 | 0 | 0 | 0 | - | 8 | 13 | 0 |
| POR | 1 | 0 | 0 | 1 | 1 | 2 | 0 | 0 | 0 | - | 5 | 12 | 1 |

W: Gabriel Ynoa | L: Luis Diaz | S: Cody Satterwhite

T: 3:10 A: 2,813 B-Mets win (3-2)

Game 3 - September 5, 2014

| | 1 | 2 | 3 | 4 | 5 | 6 | 7 | 8 | 9 | R | H | E | |
|-----|---|---|---|---|---|---|---|---|---|---|---|----|---|
| BIN | 0 | 0 | 0 | 0 | 0 | 2 | 1 | 0 | 0 | - | 3 | 4 | 2 |
| POR | 0 | 1 | 0 | 0 | 2 | 0 | 3 | 0 | x | - | 6 | 10 | 1 |

W: Aaron Kurcz | L: Paul Sewald

T: 2:50 A: 5,034 Sea Dogs lead (2-1)

Eastern League Championship - Richmond Flying Squirrels - B-Mets Win Series (3-0)

Game 1 - September 9, 2014

| | 1 | 2 | 3 | 4 | 5 | 6 | 7 | 8 | 9 | R | H | E | |
|-----|---|---|---|---|---|---|---|---|---|---|---|----|---|
| BIN | 0 | 1 | 0 | 0 | 2 | 0 | 0 | 2 | 0 | - | 5 | 11 | 0 |
| RIC | 0 | 0 | 1 | 0 | 1 | 0 | 0 | 0 | 0 | - | 2 | 7 | 0 |

W: Tyler Pili | L: Clayton Blackburn | S: Cody Satterwhite

T: 3:07 A: 2,839 B-Mets lead (1-0)

Game 3 - September 12, 2014

| | 1 | 2 | 3 | 4 | 5 | 6 | 7 | 8 | 9 | R | H | E | |
|-----|---|---|---|---|---|---|---|---|---|---|---|---|---|
| RIC | 0 | 0 | 0 | 0 | 0 | 0 | 0 | 1 | 0 | - | 1 | 4 | 0 |
| BIN | 0 | 0 | 0 | 1 | 0 | 0 | 0 | 0 | 1 | - | 2 | 8 | 0 |

W: Cody Satterwhite | L: Steven Okert

T: 2:29 A: 5,904 B-Mets win (3-0)


Game 2 - September 10, 2014

| | 1 | 2 | 3 | 4 | 5 | 6 | 7 | 8 | 9 | R | H | E | |
|-----|---|---|---|---|---|---|---|---|---|---|---|---|---|
| BIN | 0 | 2 | 0 | 0 | 0 | 0 | 0 | 3 | 0 | - | 5 | 6 | 0 |
| RIC | 0 | 1 | 0 | 0 | 0 | 0 | 0 | 0 | 0 | - | 1 | 6 | 0 |

W: Greg Peavy | L: Adalberto Mejia

T: 2:45 A: 4,269 B-Mets lead (2-0)

BOYD'S TITLE-CLINCHING DOUBLE



The B-Mets grabbed the first two games of the 2014 Eastern League Championship Series on the road in Richmond before returning home with a chance to clinch in Game 3.

On September 12, a crisp Friday night in the Southern Tier, 5,904 fans packed NYSEG Stadium and watched B-Mets starter Steven Matz carry a no-hitter into the eighth inning.

With the game tied in the ninth inning, Binghamton put two runners aboard for pinch-hitter Jayce Boyd. Facing Flying Squirrels reliever Steven Okert, Boyd deposit a 2-2 pitch into the right-field alley. Gavin Cecchini scored from second base, giving the B-Mets their third championship in franchise history and first title in 20 years.

POSTSEASON

2015 - Finish: 77-64; 2nd Eastern Division

Eastern Division Championship - Reading Fightin Phils - B-Mets Lose Series (0-3)

Game 1 - September 9, 2015

| | | | | | | | | | | | | |
|-----|---|---|---|---|---|---|---|---|---|---|---|------|
| | 1 | 2 | 3 | 4 | 5 | 6 | 7 | 8 | 9 | R | H | E |
| REA | 4 | 0 | 0 | 0 | 3 | 2 | 0 | 0 | 0 | - | 9 | 18 1 |
| BIN | 0 | 1 | 0 | 0 | 0 | 0 | 1 | 2 | 0 | - | 4 | 8 0 |

W: Zach Eflin | L: Tyler Pill

T: 2:49 A: 1,617

Fightin Phils lead (1-0)

Game 3 - September 12, 2015

| | | | | | | | | | | | | |
|-----|---|---|---|---|---|---|---|---|---|---|---|-----|
| | 1 | 2 | 3 | 4 | 5 | 6 | 7 | 8 | 9 | R | H | E |
| BIN | 0 | 0 | 0 | 2 | 0 | 0 | 0 | 0 | 0 | - | 2 | 5 0 |
| REA | 1 | 3 | 0 | 0 | 0 | 0 | 0 | 0 | x | - | 4 | 7 1 |

W: Ben Lively | L: Gabriel Ynoa | S: Stephen Shackelford

T: 2:56 A: 5,115

Fightin Phils win (3-0)

Game 2 - September 11, 2015

| | | | | | | | | | | | | |
|-----|---|---|---|---|---|---|---|---|---|---|---|------|
| | 1 | 2 | 3 | 4 | 5 | 6 | 7 | 8 | 9 | R | H | E |
| REA | 0 | 1 | 1 | 0 | 0 | 1 | 0 | 0 | 0 | - | 3 | 10 0 |
| BIN | 0 | 0 | 0 | 0 | 0 | 0 | 0 | 0 | 0 | - | 0 | 3 0 |

W: Jake Thompson | L: Robert Gsellman

T: 2:24 A: 1,898

Fightin Phils lead (2-0)

2017 - Finish: 85-54; 2nd Eastern Division

Eastern Division Championship - Trenton Thunder - B-Mets Lose Series (1-3)

Game 1 - September 6, 2017

| | | | | | | | | | | | | |
|-----|---|---|---|---|---|---|---|---|---|---|---|-----|
| | 1 | 2 | 3 | 4 | 5 | 6 | 7 | 8 | 9 | R | H | E |
| TRN | 1 | 0 | 0 | 0 | 0 | 0 | 0 | 0 | 0 | - | 1 | 6 0 |
| BIN | 2 | 0 | 2 | 0 | 0 | 0 | 0 | 0 | x | - | 4 | 7 0 |

W: Corey Oswalt | L: Dillon Tate | S: Tyler Bashlor

T: 2:35 A: 2,237

B-Mets lead (1-0)

Game 3 - September 8, 2017

| | | | | | | | | | | | | |
|-----|---|---|---|---|---|---|---|---|---|---|---|-----|
| | 1 | 2 | 3 | 4 | 5 | 6 | 7 | 8 | 9 | R | H | E |
| BIN | 0 | 0 | 0 | 0 | 0 | 0 | 0 | 0 | 0 | - | 0 | 0 1 |
| TRN | 1 | 0 | 0 | 0 | 0 | 0 | 0 | 1 | 0 | - | 2 | 8 2 |

W: Taylor Widener | L: Marcos Molina

T: 2:39 A: 2,819

Thunder lead (2-1)

Game 2 - September 7, 2017

| | | | | | | | | | | | | |
|-----|---|---|---|---|---|---|---|---|---|---|---|------|
| | 1 | 2 | 3 | 4 | 5 | 6 | 7 | 8 | 9 | R | H | E |
| TRN | 2 | 0 | 2 | 0 | 3 | 1 | 0 | 0 | 1 | - | 9 | 18 2 |
| BIN | 0 | 0 | 5 | 0 | 1 | 0 | 0 | 0 | 0 | - | 6 | 12 1 |

W: Ricky Knapp | L: Brody Koerner | S: Colten Brewer

T: 3:19 A: 2,466

Series tied (1-1)

Game 4 - September 9, 2017

| | | | | | | | | | | | | |
|-----|---|---|---|---|---|---|---|---|---|---|---|-----|
| | 1 | 2 | 3 | 4 | 5 | 6 | 7 | 8 | 9 | R | H | E |
| BIN | 0 | 0 | 0 | 0 | 0 | 0 | 1 | 0 | 0 | - | 1 | 5 2 |
| TRN | 2 | 0 | 3 | 1 | 3 | 0 | 0 | 0 | x | - | 9 | 8 0 |

W: Will Carter | L: Mickey Jannis

T: 2:48 A: 2,632

Thunder win (3-1)

POSTSEASON VERSUS EASTERN LEAGUE

| Team | Total | Home | Road | Series Years |
|---------------|--------------|--------------|--------------|--------------------|
| Akron | 3-2 | 2-1 | 1-1 | 1992 |
| Harrisburg | 6-2 | 3-1 | 3-1 | 1992, 1994 |
| New Britain | 1-3 | 0-2 | 1-1 | 1998 |
| New Haven | 4-3 | 3-1 | 1-2 | 1994, 2000 |
| New Hampshire | 1-3 | 1-1 | 0-2 | 2004 |
| Portland | 5-5 | 2-2 | 3-3 | 1996, 2014 |
| Reading | 0-3 | 0-2 | 0-1 | 2015 |
| Richmond | 3-0 | 1-0 | 2-0 | 2014 |
| Trenton | 1-6 | 1-2 | 0-4 | 2013, 2017 |
| TOTAL | 24-27 | 13-12 | 11-15 | Series: 6-7 |



Franchise Records

SINGLE-SEASON BATTING LEADERS

BATTING AVERAGE*

| | | |
|-------------------|------|--------|
| 1. Jay Payton | .345 | (1995) |
| 2. Phillip Evans | .335 | (2016) |
| 3. Michel Abreu | .332 | (2006) |
| 4. Mike Jacobs | .329 | (2003) |
| 5. Josh Thole | .328 | (2009) |
| 6. Josh Satin | .325 | (2011) |
| 7. Mike Jacobs | .321 | (2005) |
| 8. Gavin Cecchini | .317 | (2015) |
| 9. Scott Hunter | .314 | (1998) |
| 10. Tate Seefried | .313 | (1997) |
| Jason Tyner | .313 | (1999) |
| 12. Dan Held | .312 | (2000) |
| Rodney Nye | .312 | (2003) |
| Mark Kiger | .312 | (2007) |
| 15. Daniel Murphy | .308 | (2008) |
| 16. Quilvio Veras | .306 | (1993) |
| 17. Levi Michael | .305 | (2018) |
| 18. Jeff Barry | .304 | (1994) |
| Ron Acuna | .304 | (2003) |
| 20. Dominic Smith | .302 | (2016) |

HOME RUNS

| | | |
|---------------------|----|--------|
| 1. Matt Raleigh | 37 | (1997) |
| 2. Tate Seefried | 29 | (1997) |
| Robert Stratton | 29 | (2001) |
| 4. Brahim Maldonado | 28 | (2011) |
| 5. Mike Jacobs | 25 | (2005) |
| Bryon Gainey | 25 | (1999) |
| Butch Huskey | 25 | (1993) |
| 8. Brett Harper | 24 | (2007) |
| Alan Zinter | 24 | (1993) |
| 10. Brian Burgamy | 23 | (2014) |
| 11. Brian Daubach | 22 | (1996) |
| Carlos Rincon** | 22 | (2022) |
| Mark Vientos | 22 | (2021) |
| 12. Allan Dykstra | 21 | (2013) |
| 13. Jorge Toca | 20 | (1999) |
| Earl Snyder | 20 | (2001) |
| Dustin Lawley | 20 | (2014) |
| Ty Wiggington | 20 | (2000) |
| 17. Preston Wilson | 19 | (1997) |
| Aaron McNeal | 19 | (2002) |
| Josh Rodriguez | 19 | (2015) |
| Allan Dykstra | 19 | (2011) |

RUNS BATTED IN

| | | |
|--------------------|-----|--------|
| 1. Chris Saunders | 105 | (1996) |
| 2. Butch Huskey | 98 | (1993) |
| 3. Mike Jacobs | 93 | (2005) |
| 4. Dominic Smith | 91 | (2016) |
| 5. Brett Harper | 88 | (2007) |
| 6. Alan Zinter | 87 | (1993) |
| 7. Robert Stratton | 83 | (2001) |
| 8. Allan Dykstra | 82 | (2013) |
| 9. Mike Jacobs | 81 | (2003) |
| 10. Tate Seefried | 79 | (1997) |
| 11. Bryon Gainey | 78 | (1999) |
| 12. Allan Dykstra | 77 | (2011) |
| Ty Wiggington | 77 | (2000) |
| Tim Howard | 77 | (1992) |
| Carlos Rincon** | 77 | (2021) |
| 15. Craig Brazell | 76 | (2003) |
| Josh Rodriguez | 76 | (2015) |
| Brian Burgamy | 76 | (2014) |
| Brian Daubach | 76 | (1996) |
| Mo Bruce | 76 | (1999) |
| 20. Earl Snyder | 75 | (2001) |
| Edgardo Alfonzo | 75 | (1994) |

RUNS

| | | |
|---------------------|----|--------|
| 1. Ricky Otero | 96 | (1994) |
| 2. Jason Tyner | 91 | (1999) |
| 3. Edgardo Alfonzo | 89 | (1994) |
| 4. Quilvio Veras | 87 | (1993) |
| 5. Danny Muno | 86 | (2013) |
| 6. Chris Saunders | 82 | (1996) |
| 7. Kirk Nieuwenhuis | 81 | (2010) |
| 8. Four tied with | 80 | |

HITS

| | | |
|-------------------|-----|--------|
| 1. Jason Tyner | 162 | (1999) |
| 2. Ricky Otero | 156 | (1994) |
| 3. Scott Hunter | 153 | (1998) |
| 4. Chris Saunders | 152 | (1996) |
| 5. Ron Acuna | 150 | (2004) |
| 6. Rodney Nye | 148 | (2003) |
| 7. Dominic Smith | 146 | (2016) |
| Edgardo Alfonzo | 146 | (1994) |
| 9. Ron Acuna | 144 | (2003) |
| 10. Mike Carp | 143 | (2008) |

TOTAL BASES

| | | |
|--------------------|-----|--------|
| 1. Mike Jacobs | 255 | (2005) |
| 2. Robert Stratton | 239 | (2001) |
| 3. Brett Harper | 238 | (2007) |
| 4. Chris Saunders | 236 | (1996) |
| 5. Bryon Gainey | 234 | (1999) |
| 6. Butch Huskey | 232 | (1993) |
| 7. Edgardo Alfonzo | 229 | (1994) |
| Rodney Nye | 229 | (2003) |
| 9. Brian Burgamy | 227 | (2014) |
| 10. Ricky Otero | 226 | (1994) |
| Scott Hunter | 226 | (1998) |

DOUBLES

| | | |
|---------------------|----|--------|
| 1. Jason Hardtke | 42 | (1995) |
| 2. Rodney Nye | 41 | (2003) |
| 3. Mike Jacobs | 37 | (2005) |
| 4. Mike Jacobs | 36 | (2003) |
| 5. Prentice Redman | 35 | (2002) |
| Aarom Baldiris | 35 | (2005) |
| Kirk Nieuwenhuis | 35 | (2010) |
| Earl Snyder | 35 | (2001) |
| Josh Satin | 35 | (2011) |
| 10. Edgardo Alfonzo | 34 | (1994) |

TRIPLES

| | | |
|--------------------|----|--------|
| 1. Wayne Lydon | 13 | (2005) |
| 2. Ricky Otero | 10 | (1993) |
| Terrence Long | 10 | (1998) |
| 4. Ricky Otero | 9 | (1994) |
| Tim Howard | 9 | (1992) |
| 6. Angel Pagan | 8 | (2004) |
| Carlos Gomez | 8 | (2006) |
| Jose Reyes | 8 | (2002) |
| 9. Seven tied with | 7 | |

EXTRA-BASE HITS

| | | |
|---------------------|----|--------|
| 1. Mike Jacobs | 64 | (2005) |
| 2. Robert Stratton | 60 | (2001) |
| 3. Bryon Gainey | 59 | (1999) |
| 4. Earl Snyder | 57 | (2001) |
| 5. Rodney Nye | 56 | (2003) |
| Brian Burgamy | 56 | (2014) |
| 7. Mike Jacobs | 54 | (2003) |
| 8. Kirk Nieuwenhuis | 53 | (2010) |
| 9. Alan Zinter | 52 | (1993) |
| Matt Raleigh | 52 | (1997) |

* - Minimum 378 plate appearances ** - Between 2 Teams (TUL and BNG)

SINGLE-SEASON BATTING LEADERS

STRIKEOUTS

| | | |
|---------------------|-----|--------|
| 1. Robert Stratton | 201 | (2001) |
| 2. Bryon Gainey | 184 | (1999) |
| 3. Corey Ragsdale | 182 | (2006) |
| 4. Matt Raleigh | 169 | (1997) |
| 5. Brahim Maldonado | 146 | (2011) |
| 6. Yuri Sanchez | 135 | (1999) |
| 7. Mo Bruce | 134 | (1999) |
| Dustin Lawley | 134 | (2014) |
| 9. Bryon Gainey | 132 | (2000) |
| 10. Allan Dykstra | 131 | (2011) |

WALKS

| | | |
|--------------------|-----|--------|
| 1. Allan Dykstra | 102 | (2013) |
| 2. Danny Muno | 92 | (2013) |
| 3. Quilvio Veras | 91 | (1993) |
| 4. Alan Zinter | 90 | (1993) |
| 5. Matt Raleigh | 79 | (1997) |
| Mike Carp | 79 | (2008) |
| 7. Mark Kiger | 75 | (2007) |
| 8. Brian Daubach | 74 | (1996) |
| 9. Chris Saunders | 73 | (1996) |
| 10. Luis Guillorme | 72 | (2017) |

STOLEN BASES

| | | |
|---------------------|----|--------|
| 1. Esix Snead | 66 | (2002) |
| 2. Wayne Lydon | 65 | (2004) |
| 3. Quilvio Veras | 52 | (1993) |
| 4. Jason Tyner | 49 | (1999) |
| 5. Prentice Redman | 43 | (2002) |
| 6. Wayne Lydon | 42 | (2005) |
| 7. Carlos Gomez | 41 | (2006) |
| 8. Scott Hunter | 39 | (1998) |
| 9. Champ Stuart | 35 | (2017) |
| 10. Three tied with | 33 | |

ON-BASE PERCENTAGE*

| | | |
|------------------|------|--------|
| 1. Allan Dykstra | .436 | (2013) |
| 2. Mark Kiger | .432 | (2007) |
| 3. Quilvio Veras | .430 | (1993) |
| 4. Josh Satin | .423 | (2011) |
| 5. Tate Seefried | .405 | (1997) |
| 6. Michel Abreu | .404 | (2006) |
| 7. Brian Daubach | .403 | (1996) |
| Mike Carp | .403 | (2008) |
| 9. Jay Payton | .395 | (1995) |
| Josh Thole | .395 | (2009) |

SLUGGING PERCENTAGE*

| | | |
|----------------------|------|--------|
| 1. Tate Seefried | .621 | (1997) |
| 2. Mike Jacobs | .589 | (2005) |
| 3. Mike Jacobs | .548 | (2003) |
| 4. Josh Satin | .538 | (2011) |
| 5. Jay Payton | .535 | (1995) |
| 6. Michel Abreu | .530 | (2006) |
| 7. Nick Evans | .527 | (2010) |
| 8. Earl Snyder | .526 | (2001) |
| 9. Matt Raleigh | .513 | (1997) |
| 10. Kirk Nieuwenhuis | .510 | (2010) |

ON-BASE + SLUGGING*

| | | |
|------------------|-------|--------|
| 1. Tate Seefried | 1.025 | (1997) |
| 2. Mike Jacobs | .965 | (2005) |
| 3. Josh Satin | .962 | (2011) |
| 4. Allan Dykstra | .938 | (2013) |
| 5. Michel Abreu | .935 | (2006) |
| 6. Jay Payton | .930 | (1995) |
| 7. Mark Vientos | .926 | (2021) |
| 8. Mike Jacobs | .923 | (2003) |
| 9. Brian Daubach | .910 | (1996) |
| Mark Kiger | .910 | (2007) |
| 10. Earl Snyder | .900 | (2001) |

GAMES

| | | |
|-------------------|-----|--------|
| 1. Chris Saunders | 141 | (1996) |
| 2. Butch Huskey | 139 | (1993) |
| Jose Coronado | 139 | (2008) |
| 4. Rodney Nye | 138 | (2003) |
| Chris Butterfield | 138 | (1992) |

PLATE APPEARANCES

| | | |
|-------------------|-----|--------|
| 1. Chris Saunders | 604 | (1996) |
| 2. Ricky Otero | 592 | (1994) |
| 3. Jason Tyner | 590 | (1999) |
| 4. Butch Huskey | 584 | (1993) |
| 5. Jose Coronado | 582 | (2008) |

AT BATS

| | | |
|-------------------|-----|--------|
| 1. Ricky Otero | 531 | (1994) |
| 2. Butch Huskey | 526 | (1993) |
| 3. Jason Tyner | 518 | (1999) |
| 4. Chris Saunders | 510 | (1996) |
| 5. Jose Coronado | 507 | (2008) |

INTENTIONAL WALKS

| | | |
|----------------------|----|--------|
| 1. Tate Seefried | 10 | (1997) |
| 2. Brian Daubach | 9 | (1996) |
| Michel Abreu | 9 | (2006) |
| 4. Chris Butterfield | 8 | (1992) |
| 5. Three tied with | 7 | |

CAUGHT STEALING

| | | |
|-------------------|----|--------|
| 1. Wayne Lydon | 20 | (2004) |
| 2. Quilvio Veras | 19 | (1993) |
| 3. Esix Snead | 18 | (2002) |
| Rob Katzaroff | 18 | (1992) |
| 5. Four tied with | 16 | |

HIT BY PITCH

| | | |
|------------------|----|--------|
| 1. Carlos Gomez | 20 | (2006) |
| Levi Michael | 20 | (2018) |
| 3. Dan Held | 17 | (2000) |
| 4. Cesar Puello | 16 | (2013) |
| 5. Jay Caligiuri | 15 | (2006) |

SACRIFICE FLIES

| | | |
|-------------------|----|--------|
| 1. Chris Saunders | 11 | (1996) |
| 2. Matt Oberste | 9 | (2016) |
| Jeff Barry | 9 | (1995) |
| Josh Thole | 9 | (2009) |
| Jason Hardtke | 9 | (1995) |
| Tim Howard | 9 | (1992) |

SACRIFICE BUNTS

| | | |
|-------------------|----|--------|
| 1. Wayne Lydon | 19 | (2005) |
| 2. Esix Snead | 16 | (2002) |
| 3. Ruben Tejada | 15 | (2009) |
| 4. Jose Coronado | 12 | (2008) |
| 5. Five tied with | 11 | |

DOUBLE PLAYS

| | | |
|------------------|----|--------|
| 1. Tomas Nido | 27 | (2017) |
| 2. Juan Centeno | 21 | (2012) |
| 3. Jefry Marte | 20 | (2012) |
| 4. Kevin Taylor | 18 | (2018) |
| 5. Jose Coronado | 16 | (2009) |

CAREER BATTING LEADERS

BATTING AVERAGE*

| | | |
|-------------------|------|-------------------|
| 1. TJ Rivera | .349 | (14-15) |
| 2. Jay Payton | .337 | (94-96) |
| 3. Phillip Evans | .335 | (16) |
| 4. Michel Abreu | .332 | (06) |
| 5. Josh Thole | .328 | (09) |
| 6. Mike Jacobs | .325 | (03,05) |
| 7. Josh Satin | .317 | (10-11) |
| 8. Gavin Cecchini | .316 | (14-15) |
| 9. Tate Seefried | .313 | (97) |
| Jason Tyner | .313 | (99) |
| 11. Dan Held | .312 | (00) |
| 12. Tony Darden | .310 | (98-99) |
| 13. Daniel Murphy | .308 | (08) |
| 14. Quilvio Veras | .306 | (93) |
| 15. Josh Petersen | .305 | (08-09) |
| 16. Juan Lagares | .302 | (11-12, 14,16,17) |
| Dominic Smith | .302 | (16) |
| 18. Ron Acuna | .300 | (02-04) |
| 19. Nick Evans | .298 | (08-10) |
| Kirk Nieuwenhuis | .298 | (09-10) |
| DJ Wabick | .298 | (09-10) |

HOME RUNS

| | | |
|---------------------|----|---------------|
| 1. Brett Harper | 47 | (04-07) |
| Allan Dykstra | 47 | (11-13) |
| 3. Matt Raleigh | 43 | (97-98) |
| 4. Brahim Maldonado | 42 | (10-11) |
| Mike Jacobs | 42 | (03,05) |
| 6. Scott Hunter | 41 | (97-98,01-02) |
| 7. Alan Zinter | 40 | (92-93) |
| 8. Chris Saunders | 38 | (94-97) |
| 9. Bryon Gainey | 36 | (99-00) |
| 10. Nick Evans | 34 | (08-10) |
| 11. Jay Caliguirri | 33 | (05-06) |
| 12. Brian Daubach | 32 | (95-96) |
| Caleb Stewart | 32 | (07-09) |
| 14. Chase Lambin | 31 | (04-06) |
| 15. Aaron McNeal | 30 | (01-02) |
| Josh Rodriguez | 30 | (12-13,15) |
| Rodney Nye | 30 | (01-03) |
| 18. Tate Seefried | 29 | (97) |
| Robert Stratton | 29 | (01) |
| Travis Tajjeron | 29 | (13-14) |

RUNS BATTED IN

| | | |
|---------------------|-----|---------------|
| 1. Chris Saunders | 263 | (94-97) |
| 2. Allan Dykstra | 184 | (11-13) |
| 3. Mike Jacobs | 174 | (03,05) |
| 4. Rodney Nye | 168 | (01-03) |
| 5. Brett Harper | 164 | (04-07) |
| 6. Josh Rodriguez | 157 | (12-13,15) |
| 7. Jose Coronado | 155 | (07-11) |
| 8. Scott Hunter | 149 | (97-98,01-02) |
| 9. Brian Daubach | 148 | (95-96) |
| 10. Caleb Stewart | 142 | (07-09) |
| 11. Prentice Redman | 141 | (02,04,05) |
| 12. Alan Zinter | 137 | (92-93) |
| 13. Matt Oberste | 136 | (16-18) |
| 14. Bryon Gainey | 127 | (99-00) |
| Jay Davis | 127 | (93-95) |
| 16. Eric Campbell | 126 | (10-12) |
| 17. Chris Basak | 124 | (01-04) |
| 18. Jesus Azuaje | 123 | (95-98) |
| 19. Jeff Barry | 122 | (94-95) |
| Frank Jacobs | 122 | (93-95) |

RUNS

| | | |
|---------------------|-----|---------------|
| 1. Chris Saunders | 224 | (94-97) |
| 2. Jose Coronado | 208 | (07-11) |
| 3. Scott Hunter | 182 | (97-98,01-02) |
| 4. Josh Rodriguez | 177 | (12-13,15) |
| 5. Rodney Nye | 173 | (01-03) |
| 6. Jay Davis | 167 | (93-95) |
| 7. Chris Basak | 166 | (01-04) |
| 8. Jesus Azuaje | 162 | (95-98) |
| 9. Ricky Otero | 159 | (93-94) |
| 10. Prentice Redman | 155 | (02,04,05) |

HITS

| | | |
|-------------------|-----|---------------|
| 1. Chris Saunders | 436 | (94-97) |
| 2. Jose Coronado | 427 | (07-11) |
| 3. Rodney Nye | 340 | (01-03) |
| 4. Jay Davis | 334 | (93-95) |
| 5. Scott Hunter | 316 | (97-98,01-02) |
| 6. Ron Acuna | 299 | (02-04) |
| 7. Josh Rodriguez | 298 | (12-13,15) |
| 8. Chris Basak | 293 | (01-04) |
| 9. Ricky Otero | 289 | (93-94) |
| 10. Matt Oberste | 286 | (16-18) |

TOTAL BASES

| | | |
|-------------------|-----|---------------|
| 1. Chris Saunders | 657 | (94-97) |
| 2. Jose Coronado | 542 | (07-11) |
| 3. Rodney Nye | 521 | (01-03) |
| 4. Scott Hunter | 499 | (97-98,01-02) |
| 5. Mike Jacobs | 478 | (03,05) |
| 6. Josh Rodriguez | 472 | (12-13,15) |
| 7. Brett Harper | 464 | (04-07) |
| 8. Allan Dykstra | 452 | (11-13) |
| 9. Chris Basak | 445 | (01-04) |
| 10. Jay Davis | 434 | (93-95) |

DOUBLES

| | | |
|--------------------|----|------------|
| 1. Chris Saunders | 91 | (94-97) |
| 2. Rodney Nye | 81 | (01-03) |
| 3. Jose Coronado | 77 | (07-11) |
| 4. Prentice Redman | 76 | (02,04,05) |
| 5. Mike Jacobs | 73 | (03,05) |
| 6. Chris Basak | 70 | (01-04) |
| 7. Josh Rodriguez | 68 | (12-13,15) |
| 8. Eric Campbell | 59 | (10-12) |
| Josh Satin | 59 | (10-11) |
| 10. Jesus Azuaje | 58 | (95-98) |

TRIPLES

| | | |
|----------------------|----|---------------|
| 1. Wayne Lydon | 19 | (04-05) |
| Ricky Otero | 19 | (93-94) |
| 3. Jay Davis | 13 | (93-95) |
| 4. Chris Basak | 11 | (01-04) |
| 5. Darrell Ceciliani | 10 | (13-14) |
| Jeff Duncan | 10 | (03-05) |
| Tim Howard | 10 | (92-93) |
| Terrence Long | 10 | (98) |
| Dwight Maness | 10 | (96-98) |
| Juan Lagares | 10 | (11-12,14,16) |

EXTRA-BASE HITS

| | | |
|--------------------|-----|---------------|
| 1. Chris Saunders | 137 | (94-97) |
| 2. Mike Jacobs | 118 | (03,05) |
| 3. Rodney Nye | 116 | (01-03) |
| 4. Prentice Redman | 108 | (02,04,05) |
| 5. Josh Rodriguez | 106 | (12-13,15) |
| 6. Brett Harper | 102 | (04-07) |
| 7. Allan Dykstra | 101 | (11-13) |
| Chris Basak | 101 | (01-04) |
| 9. Nick Evans | 99 | (08-10) |
| 10. Scott Hunter | 96 | (97-98,01-02) |

* - Minimum 378 plate appearances

CAREER BATTING LEADERS

STRIKEOUTS

| | | |
|-------------------|-----|---------|
| 1. Jose Coronado | 343 | (07-11) |
| 2. Allan Dykstra | 319 | (11-13) |
| 3. Bryon Gaine | 316 | (99-00) |
| 4. Chris Saunders | 302 | (94-97) |
| 5. Corey Ragsdale | 289 | (05-07) |
| 6. Brett Harper | 283 | (04-07) |
| 7. Chris Basak | 272 | (01-04) |
| 8. Rodney Nye | 253 | (01-03) |
| 9. Champ Stuart | 242 | (16-18) |
| 10. Matt Oberste | 239 | (16-18) |

WALKS

| | | |
|-------------------|-----|------------|
| 1. Allan Dykstra | 222 | (11-13) |
| 2. Chris Saunders | 173 | (94-97) |
| 3. Jose Coronado | 170 | (07-11) |
| 4. Rodney Nye | 162 | (01-03) |
| 5. Alan Zinter | 160 | (92-93) |
| 6. Jesus Azuaje | 153 | (95-98) |
| 7. Josh Rodriguez | 152 | (12-13,15) |
| 8. Brian Daubach | 125 | (95-96) |
| 9. Eric Campbell | 124 | (10-12) |
| 10. LJ Mazzilli | 123 | (15-17) |

STOLEN BASES

| | | |
|--------------------|-----|----------------|
| 1. Wayne Lydon | 107 | (04-05) |
| 2. Scott Hunter | 82 | (97-98, 01-02) |
| 3. Esix Snead | 66 | (02) |
| 4. Ricky Otero | 62 | (93-94) |
| 5. Champ Stuart | 61 | (16-18) |
| 6. Prentice Redman | 54 | (02,04-05) |
| Mo Bruce | 54 | (99-00) |
| 8. Quilvio Veras | 52 | (93) |
| 9. Champ Stuart | 50 | (16-17) |
| 10. Chris Basak | 49 | (01-04) |
| Jason Tyner | 49 | (99) |

ON-BASE PERCENTAGE*

| | | |
|------------------|------|---------|
| 1. Quilvio Veras | .430 | (93) |
| 2. Mark Kiger | .424 | (07-09) |
| 3. Allan Dykstra | .415 | (11-13) |
| 4. Josh Satin | .410 | (10-11) |
| 5. Tate Seefried | .405 | (97) |
| 6. Michel Abreu | .404 | (06) |
| 7. Josh Thole | .395 | (09) |
| 8. Lucas Duda | .389 | (09-10) |
| Jay Payton | .389 | (94-96) |
| David Bacani | .389 | (03-05) |

SLUGGING PERCENTAGE*

| | | |
|---------------------|------|---------|
| 1. Tate Seefried | .621 | (97) |
| 2. Mike Jacobs | .569 | (03-05) |
| 3. Nick Evans | .532 | (08-10) |
| 4. Michel Abreu | .530 | (06) |
| 5. Earl Snyder | .526 | (01) |
| 6. Kirk Nieuwenhuis | .521 | (09-10) |
| 7. Jay Payton | .513 | (94-96) |
| 8. Josh Satin | .508 | (10-11) |
| 9. Brian Burgamy | .504 | (14) |
| 10. Daniel Murphy | .496 | (08) |

ON-BASE + SLUGGING*

| | | |
|-------------------|-------|---------|
| 1. Tate Seefried | 1.025 | (97) |
| 2. Mike Jacobs | .945 | (03-05) |
| 3. Michel Abreu | .935 | (06) |
| 4. Josh Satin | .918 | (10-11) |
| 5. Jay Payton | .902 | (94-96) |
| 6. Earl Snyder | .900 | (01) |
| 7. Nick Evans | .895 | (08-10) |
| 8. Allan Dykstra | .889 | (11-13) |
| 9. Brian Burgamy | .880 | (14) |
| 10. Terrence Long | .871 | (98) |

GAMES

| | | |
|-------------------|-----|---------|
| 1. Jose Coronado | 502 | (07-11) |
| 2. Chris Saunders | 425 | (94-97) |
| 3. Rodney Nye | 368 | (01-03) |
| 4. Jay Davis | 340 | (93-95) |
| 5. Jon Malo | 325 | (08-11) |

PLATE APPEARANCES

| | | |
|-------------------|-------|---------|
| 1. Jose Coronado | 1,970 | (07-11) |
| 2. Chris Saunders | 1,791 | (94-97) |
| 3. Rodney Nye | 1,435 | (01-03) |
| 4. Jay Davis | 1,267 | (93-95) |
| 5. Chris Basak | 1,258 | (01-04) |

AT BATS

| | | |
|-------------------|-------|---------------|
| 1. Jose Coronado | 1,731 | (07-11) |
| 2. Chris Saunders | 1,561 | (94-97) |
| 3. Rodney Nye | 1,234 | (01-03) |
| 4. Jay Davis | 1,177 | (93-95) |
| 5. Scott Hunter | 1,118 | (97-98,01-02) |

INTENTIONAL WALKS

| | | |
|------------------|----|---------|
| 1. Brian Daubach | 14 | (95-96) |
| 2. Alan Zinter | 12 | (92-93) |
| 3. Brett Harper | 11 | (04-07) |
| 4. Jeff Barry | 10 | (94-95) |
| Tate Seefried | 10 | (97) |

CAUGHT STEALING

| | | |
|-----------------|----|---------------|
| 1. Wayne Lydon | 34 | (04-05) |
| 2. Scott Hunter | 32 | (97-98,01-02) |
| 3. Ricky Otero | 31 | (93-94) |
| 4. Chris Basak | 29 | (01-04) |
| 5. Ron Acuna | 25 | (02-04) |

HIT BY PITCH

| | | |
|--------------------|----|---------|
| 1. Xorge Carrillo | 28 | (13-16) |
| 2. Allan Dykstra | 25 | (11-13) |
| 3. Caleb Stewart | 22 | (07-09) |
| Jay Caligiuri | 22 | (05-06) |
| 5. Garrett Neubart | 20 | (98-99) |
| Levi Michael | 20 | (18) |

SACRIFICE FLIES

| | | |
|-------------------|----|---------------|
| 1. Chris Saunders | 29 | (94-97) |
| 2. Jeff Barry | 17 | (94-95) |
| Jose Coronado | 17 | (07-11) |
| 4. Scott Hunter | 15 | (97-98,01-02) |
| Chris Basak | 15 | (01-04) |
| Matt Oberste | 15 | (16-18) |

SACRIFICE BUNTS

| | | |
|--------------------|----|---------|
| 1. Jose Coronado | 41 | (07-11) |
| 2. Wayne Lydon | 30 | (04-05) |
| 3. Emmanuel Garcia | 22 | (08-09) |
| 4. Jesus Azuaje | 21 | (95-98) |
| 5. Kevin Morgan | 20 | (95-97) |
| John Tamargo | 20 | (99-01) |

DOUBLE PLAYS

| | | |
|-------------------|----|---------|
| 1. Jose Coronado | 42 | (07-11) |
| 2. Tomas Nido | 39 | (17-18) |
| 3. LJ Mazzilli | 36 | (15-17) |
| 4. Chris Saunders | 32 | (94-97) |
| 5. Jayce Boyd | 31 | (14-16) |

SINGLE-SEASON PITCHING LEADERS

EARNED RUN AVERAGE*

| | | |
|--------------------|------|--------|
| 1. Bobby J. Jones | 1.88 | (1992) |
| 2. Paul Wilson | 2.17 | (1995) |
| 3. Corey Oswalt | 2.28 | (2017) |
| 4. Tyler Walker | 2.75 | (2000) |
| 5. Juan D. Artega | 2.80 | (1998) |
| 6. Jason Scobie | 2.82 | (2004) |
| Todd Douma | 2.82 | (1992) |
| 8. Greg Peavey | 2.90 | (2014) |
| 9. Yusmeiro Petit | 2.91 | (2005) |
| 10. Eric Ludwick | 2.95 | (1995) |
| Denny Harriger | 2.95 | (1993) |
| 12. Jon Niese | 3.04 | (2008) |
| 13. Willie Collazo | 3.11 | (2006) |
| 14. Dan Murray | 3.18 | (1998) |
| 15. Bill Pulsipher | 3.22 | (1994) |
| 16. Jason Roach | 3.26 | (2001) |
| Zack Wheeler | 3.26 | (2012) |
| 18. Chris Roberts | 3.29 | (1994) |
| 19. Cory Lidle | 3.31 | (1996) |
| 20. Kevin Mulvey | 3.32 | (2007) |

WINS

| | | |
|---------------------|----|--------|
| 1. Cory Lidle | 14 | (1996) |
| Bill Pulsipher | 14 | (1994) |
| 3. Dicky Gonzalez | 13 | (2000) |
| Jesus Sanchez | 13 | (1997) |
| Chris Roberts | 13 | (1994) |
| Jose Sanchez | 13 | (2008) |
| Danny Harriger | 13 | (1993) |
| 8. Nelson Figueroa | 12 | (1998) |
| Eric Ludwick | 12 | (1995) |
| Bobby J. Jones | 12 | (1992) |
| Corey Oswalt | 12 | (2017) |
| Logan Verrett | 12 | (2013) |
| Joe Vitko | 12 | (1992) |
| Joe Roa | 12 | (1993) |
| Steve Long | 12 | (1993) |
| 16. Seven tied with | 11 | |

STRIKEOUTS

| | | |
|----------------------|-----|--------|
| 1. Jesus Sanchez | 176 | (1997) |
| 2. Bill Pulsipher | 171 | (1994) |
| 3. Dan Murray | 159 | (1998) |
| 4. Bobby J. Jones | 143 | (1992) |
| 5. Cory Lidle | 141 | (1996) |
| 6. Dicky Gonzalez | 138 | (2000) |
| 7. Orlando Roman | 136 | (2005) |
| 8. Logan Verrett | 132 | (2013) |
| 9. Eric Ludwick | 131 | (1995) |
| 10. Robert Person | 130 | (1994) |
| Yusmeiro Petit | 130 | (2005) |
| 12. Chris Roberts | 128 | (1994) |
| 13. Paul Wilson | 127 | (1995) |
| 14. Jeremy Griffiths | 126 | (2002) |
| 15. Erik Goedel | 125 | (2013) |
| 16. Ken Chenard | 122 | (2004) |
| David Peterson | 122 | (2019) |
| 17. John Johnstone | 121 | (1992) |
| 18. Tyler Pill | 120 | (2014) |
| 19. Corey Oswalt | 119 | (2017) |
| 20. Three tied with | 118 | |

GAMES

| | | |
|--------------------|----|--------|
| 1. Jim McCready | 63 | (1994) |
| 2. Bryan Rogers | 62 | (1993) |
| 3. Rich Turrentine | 61 | (1997) |
| 4. Roy Merritt | 60 | (2010) |
| 5. Luis Arroyo | 57 | (1998) |
| 6. Roy Merritt | 56 | (2009) |
| 7. Andy Beckerman | 55 | (1994) |
| Corey Brittan | 55 | (2000) |
| 9. Corey Brittan | 54 | (1999) |
| 10. Four tied with | 53 | |

GAMES STARTED

| | | |
|--------------------|----|--------|
| 1. Bill Pulsipher | 28 | (1994) |
| 2. Mark Corey | 27 | (1999) |
| Miguel Pinango | 27 | (2006) |
| Arnold Gooch | 27 | (1997) |
| Arnold Gooch | 27 | (1998) |
| Cory Lidle | 27 | (1996) |
| Dan Murray | 27 | (1998) |
| Chris Roberts | 27 | (1994) |
| Jose Sanchez | 27 | (2007) |
| 10. Nine tied with | 26 | |

INNINGS PITCHED

| | | |
|-------------------|-------|--------|
| 1. Bill Pulsipher | 201.0 | (1994) |
| 2. Cory Lidle | 190.1 | (1996) |
| 3. Chris Roberts | 175.1 | (1994) |
| 4. Denny Harriger | 170.2 | (1993) |
| 5. Joe Roa | 167.1 | (1993) |
| 6. Juan Castillo | 165.2 | (1993) |
| 7. Jesus Sanchez | 165.1 | (1997) |
| 8. Joe Vitko | 165.0 | (1992) |
| 9. Dan Murray | 164.1 | (1998) |
| 10. Arnold Gooch | 163.2 | (1998) |

SAVES

| | | |
|------------------|----|--------|
| 1. Jeff Walters | 38 | (2013) |
| 2. Jerrod Riggan | 28 | (2000) |
| 3. Eddie Kunz | 27 | (2008) |
| Mike Welch | 27 | (1996) |
| 5. Paul Sewald | 24 | (2015) |
| 6. Carlos Muniz | 23 | (2007) |
| 7. Henry Owens | 20 | (2006) |
| 8. Pete Walker | 19 | (1993) |
| Andy Beckerman | 19 | (1994) |
| Cory Burns | 19 | (2017) |

WHIP*

| | | |
|-------------------|------|--------|
| 1. Yusmeiro Petit | 0.92 | (2005) |
| 2. Paul Wilson | 0.94 | (1995) |
| 3. Willie Collazo | 1.01 | (2006) |
| 4. Bobby J. Jones | 1.02 | (1992) |
| 5. Greg Peavey | 1.03 | (2014) |
| 6. Dicky Gonzalez | 1.12 | (2000) |
| John Johnstone | 1.12 | (1992) |
| 8. Tyler Walker | 1.13 | (2000) |
| 9. Logan Verrett | 1.14 | (2013) |
| 10. Zack Wheeler | 1.16 | (2012) |
| Tyler Pill | 1.16 | (2014) |

OPPONENTS' AVERAGE*

| | | |
|--------------------|------|--------|
| 1. Tyler Walker | .191 | (2000) |
| 2. Paul Wilson | .208 | (1995) |
| 3. Yusmeiro Petit | .209 | (2005) |
| Bobby J. Jones | .209 | (1992) |
| 5. Eric Ludwick | .212 | (1995) |
| 6. Robert Person | .219 | (1994) |
| 7. Greg Peavey | .221 | (2014) |
| Ken Chenard | .221 | (2004) |
| 9. Zack Wheeler | .225 | (2012) |
| 10. Dicky Gonzalez | .234 | (2000) |

* - Minimum 112.0 innings pitched

SINGLE-SEASON PITCHING LEADERS

LOSSES

| | | |
|--------------------|----|--------|
| 1. Jason Saenz | 15 | (2001) |
| 2. Arnold Gooch | 14 | (1998) |
| Eric Brown | 14 | (2009) |
| 4. Mark Corey | 13 | (1999) |
| Brent Herbison | 13 | (1999) |
| 6. Seven tied with | 12 | |

HITS ALLOWED

| | | |
|-------------------|-----|--------|
| 1. Joe Roa | 190 | (1993) |
| 2. Cory Lidle | 186 | (1996) |
| 3. Bill Pulsipher | 179 | (1994) |
| Arnold Gooch | 179 | (1997) |
| 5. Mark Corey | 175 | (1999) |
| 6. Denny Harriger | 174 | (1993) |
| 7. Pablo Ochoa | 171 | (2000) |
| Pat Strange | 171 | (2001) |
| 9. Greg Peavey | 169 | (2012) |
| 10. Nick Maness | 168 | (2001) |

WALKS

| | | |
|--------------------|----|--------|
| 1. Bill Pulsipher | 89 | (1994) |
| 2. Brent Herbison | 81 | (1999) |
| 3. Jason Saenz | 80 | (2001) |
| 4. Chris Roberts | 77 | (1994) |
| 5. Arnold Gooch | 76 | (1997) |
| 6. Pablo Ochoa | 75 | (2000) |
| 7. Nick Maness | 72 | (2002) |
| 8. Ken Pumphrey | 71 | (1999) |
| 9. Jose Diaz | 70 | (2004) |
| 10. Four tied with | 68 | |

RUNS ALLOWED

| | | |
|-------------------|-----|--------|
| 1. Brent Herbison | 115 | (1999) |
| 2. Mark Corey | 108 | (1999) |
| 3. Arnold Gooch | 106 | (1997) |
| 4. Jason Saenz | 97 | (2001) |
| 5. Ken Pumphrey | 95 | (1999) |
| 6. Pablo Ochoa | 94 | (2000) |
| Pat Strange | 94 | (2001) |
| Nick Maness | 94 | (2001) |
| 9. Juan Castillo | 93 | (1993) |
| 10. Arnold Gooch | 92 | (1998) |

EARNED RUNS ALLOWED

| | | |
|-------------------|----|--------|
| 1. Brent Herbison | 97 | (1999) |
| 2. Mark Corey | 93 | (1999) |
| 3. Arnold Gooch | 91 | (1997) |
| 4. Jason Saenz | 90 | (2001) |
| 5. Pablo Ochoa | 85 | (2000) |
| 6. Juan Castillo | 84 | (1993) |
| 7. Pat Strange | 83 | (2001) |
| 8. Dylan Owen | 81 | (2009) |
| Greg Peavey | 81 | (2012) |
| 10. Nick Maness | 79 | (2001) |
| Jesus Sanchez | 79 | (1997) |

HOME RUNS ALLOWED

| | | |
|--------------------|----|--------|
| 1. Juan Castillo | 27 | (1993) |
| 2. Jesus Sanchez | 25 | (1997) |
| 3. Mark Guerra | 23 | (1996) |
| 4. Logan Verrett | 21 | (2013) |
| 5. Brent Herbison | 20 | (1999) |
| Miguel Pinango | 20 | (2006) |
| Darin Gorski | 20 | (2012) |
| 8. Nelson Figueroa | 19 | (1998) |
| 9. Seven tied with | 18 | |

WILD PITCHES

| | | |
|--------------------|----|--------|
| 1. Brad Holt | 18 | (2011) |
| 2. Rich Turrentine | 17 | (1997) |
| 3. Jason Saenz | 16 | (2001) |
| 4. Ken Chenard | 15 | (2004) |
| 5. Arnold Gooch | 14 | (1998) |
| Cory Lidle | 14 | (1996) |

HIT BATSMEN

| | | |
|--------------------|----|--------|
| 1. Ken Pumphrey | 15 | (1999) |
| 2. Brandon Moore | 14 | (2011) |
| Brent Herbison | 14 | (1999) |
| Eddie Kunz | 14 | (2010) |
| 5. Three tied with | 13 | |

BALKS

| | | |
|-------------------|---|--------|
| 1. Bill Pulsipher | 5 | (1994) |
| Hector Ramirez | 5 | (1995) |
| 3. Mark Fuller | 4 | (1995) |
| Jeff Tam | 4 | (1996) |
| Scott Steward | 4 | (1998) |

COMPLETE GAMES

| | | |
|--------------------|---|--------|
| 1. Cory Lidle | 6 | (1996) |
| 2. Bill Pulsipher | 5 | (1994) |
| 3. Seven tied with | 4 | |

SHUTOUTS

| | | |
|-------------------|---|--------|
| 1. Bobby J. Jones | 4 | (1992) |
| 2. Denny Harriger | 3 | (1993) |
| Joe Vitko | 3 | (1992) |
| PJ Conlon | 3 | (2017) |
| 5. Six tied with | 2 | |

HOME RUNS / 9 IP*

| | | |
|-------------------|-----|--------|
| 1. Tyler Walker | 0.2 | (2000) |
| Kevin Mulvey | 0.2 | (2007) |
| Zack Wheeler | 0.2 | (2012) |
| 4. Bobby J. Jones | 0.3 | (1992) |
| Salvador Aguilar | 0.3 | (2007) |

STRIKEOUTS / 9 IP*

| | | |
|-------------------|------|--------|
| 1. Orlando Roman | 10.2 | (2005) |
| 2. Yusmeiro Petit | 9.9 | (2005) |
| 3. Jesus Sanchez | 9.6 | (1997) |
| 4. Paul Wilson | 9.5 | (1995) |
| 5. Zack Wheeler | 9.1 | (2012) |

WALKS / 9 IP*

| | | |
|-------------------|-----|--------|
| 1. Willie Collazo | 1.2 | (2006) |
| 2. Joe Roa | 1.3 | (1993) |
| 3. Yusmeiro Petit | 1.4 | (2005) |
| 4. Four tied with | | |

STRIKEOUTS / WALKS*

| | | |
|-------------------|------|--------|
| 1. Yusmeiro Petit | 7.22 | (2005) |
| 2. Paul Wilson | 5.29 | (1995) |
| 3. Willie Collazo | 4.94 | (2006) |
| 4. Logan Verrett | 4.26 | (2013) |
| 5. Tyler Pill | 4.14 | (2014) |

CAREER PITCHING LEADERS

LOSSES

| | | |
|------------------|----|------------|
| 1. Arnold Gooch | 26 | (97-98) |
| Mickey Jannis | 26 | (15-18) |
| 3. Chris Roberts | 23 | (94,96-97) |
| Eric Brown | 23 | (08-09) |
| Mark Cohoon | 23 | (10-13) |
| 6. Jose Sanchez | 22 | (07-09) |
| Nick Maness | 22 | (00-03) |
| 8. Jason Saenz | 21 | (01-03) |
| Pete Walker | 21 | (92-93) |
| 10. Brad Holt | 20 | (09-12) |
| Rainy Lara | 20 | (14-16) |

HITS ALLOWED

| | | |
|------------------|-----|------------|
| 1. Mark Cohoon | 426 | (10-13) |
| 2. Mickey Jannis | 402 | (15-18) |
| 3. Jose Sanchez | 396 | (07-09) |
| 4. Rainy Lara | 346 | (14-16) |
| 5. Arnold Gooch | 343 | (97-98) |
| 6. Chris Roberts | 322 | (94,96-97) |
| 7. Tyler Pill | 307 | (13-16) |
| 8. Nick Maness | 316 | (00-03) |
| 9. Mark Guerra | 312 | (95-98) |
| Michael Antonini | 312 | (08-10) |

WALKS

| | | |
|---------------------|-----|------------|
| 1. Jason Saenz | 175 | (01-03) |
| 2. Mickey Jannis | 148 | (15-18) |
| 3. Chris Roberts | 147 | (94,96-97) |
| 4. Nick Maness | 145 | (00-03) |
| 5. Arnold Gooch | 136 | (97-98) |
| 6. Eric Niesen | 132 | (09-11) |
| 7. Brad Holt | 131 | (09-12) |
| 8. Tim Lavigne | 127 | (02-05,08) |
| 9. Jose Sanchez | 124 | (07-09) |
| 10. Nelson Figueroa | 112 | (97-98) |

RUNS ALLOWED

| | | |
|-------------------|-----|------------|
| 1. Mickey Jannis | 211 | (15-18) |
| 2. Mark Cohoon | 203 | (10-13) |
| Jose Sanchez | 203 | (07-09) |
| 4. Arnold Gooch | 198 | (97-98) |
| 5. Chris Roberts | 186 | (94,96-97) |
| 6. Nick Maness | 185 | (00-03) |
| 7. Jason Saenz | 180 | (01-03) |
| 8. Rainy Lara | 177 | (14-16) |
| 9. Eric Brown | 161 | (08-09) |
| 10. Robert Carson | 156 | (10-12) |

EARNED RUNS ALLOWED

| | | |
|---------------------|-----|------------|
| 1. Mickey Jannis | 190 | (15-18) |
| 2. Jose Sanchez | 178 | (07-09) |
| 3. Mark Cohoon | 167 | (10-13) |
| 4. Arnold Gooch | 162 | (97-98) |
| 5. Nick Maness | 161 | (00-03) |
| 6. Chris Roberts | 159 | (94,96-97) |
| Jason Saenz | 159 | (01-03) |
| 8. Rainy Lara | 157 | (14-16) |
| 9. Michael Antonini | 150 | (08-10) |
| 10. Eric Brown | 145 | (08-09) |

HOME RUNS ALLOWED

| | | |
|---------------------|----|------------|
| 1. Mark Guerra | 44 | (95-98) |
| 2. Michael Antonini | 36 | (08-10) |
| 3. Chris Roberts | 35 | (94,96-97) |
| Rainy Lara | 35 | (14-16) |
| 5. Nelson Figueroa | 33 | (97-98) |
| Brian Edmondson | 33 | (95-97) |
| Juan Castillo | 33 | (93-94) |
| Mark Cohoon | 33 | (10-13) |
| 9. Ken Chenard | 32 | (04-05) |
| Mickey Jannis | 32 | (15-18) |

WILD PITCHES

| | | |
|-----------------|----|---------|
| 1. Jason Saenz | 33 | (01-03) |
| 2. Brad Holt | 30 | (09-12) |
| Mickey Jannis | 30 | (15-18) |
| 4. Arnold Gooch | 26 | (97-98) |
| 5. Ken Chenard | 25 | (04-05) |

HIT BATSMEN

| | | |
|------------------|----|---------|
| 1. Eric Brown | 21 | (08-09) |
| Jason Saenz | 21 | (01-03) |
| Mark Cohoon | 21 | (10-13) |
| 4. Juan Castillo | 19 | (93-94) |
| Ken Chenard | 19 | (04-05) |

BALKS

| | | |
|--------------------|---|---------|
| 1. Mark Cohoon | 8 | (10-13) |
| 2. Hector Ramirez | 7 | (95-96) |
| 3. Jason Saenz | 5 | (01-03) |
| Bill Pulsipher | 5 | (94,97) |
| 5. Seven tied with | 4 | |

COMPLETE GAMES

| | | |
|------------------|---|---------|
| 1. Arnold Gooch | 6 | (97-98) |
| Cory Lidle | 6 | (96) |
| 3. Juan Castillo | 5 | (93-94) |
| Bill Pulsipher | 5 | (94,97) |
| 5. Ten tied with | 4 | |

SHUTOUTS

| | | |
|--------------------|---|---------|
| 1. Bobby J. Jones | 4 | (92,99) |
| 2. Joe Vitko | 3 | (92,94) |
| Denny Harriger | 3 | (92,93) |
| PJ Conlon | 3 | (17) |
| 5. Eight tied with | 2 | |

HOME RUNS / 9 IP*

| | | |
|-----------------|-----|---------|
| 1. Zack Wheeler | 0.2 | (12) |
| 2. Kevin Mulvey | 0.3 | (06-07) |
| Greg Langbehn | 0.3 | (92,94) |
| Collin McHugh | 0.3 | (11-12) |
| Jon Niese | 0.3 | (08,13) |
| Robert Gsellman | 0.3 | (15-17) |

STRIKEOUTS / 9 IP*

| | | |
|--------------------|------|------------|
| 1. Eric Cammack | 11.4 | (99,02-03) |
| 2. Rich Turrentine | 10.3 | (96-99) |
| 3. Yusmeiro Petit | 10.1 | (04-05) |
| 4. Jesus Sanchez | 9.6 | (97) |
| 5. Paul Wilson | 9.5 | (95-96) |

WALKS / 9 IP*

| | | |
|-------------------|-----|------------|
| 1. Joe Roa | 1.2 | (93-94) |
| Willie Collazo | 1.2 | (06) |
| 3. Yusmeiro Petit | 1.6 | (04-05) |
| 4. Tim McNab | 1.8 | (05-07,09) |
| 5. Gabriel Ynoa | 1.8 | (14-15) |

STRIKEOUTS / WALKS*

| | | |
|-------------------|------|---------|
| 1. Yusmeiro Petit | 6.35 | (04-05) |
| 2. Willie Collazo | 4.94 | (06) |
| 3. Paul Wilson | 4.55 | (95-96) |
| 4. Logan Verrett | 4.26 | (13) |
| 5. Rafael Montero | 3.86 | (13,16) |

INDIVIDUAL/TEAM RECORDS

BATTING

AT-BATS

INDIVIDUAL, GAME

Last: Kyle Johnson 8
& Jayce Boyd
v Erie (7/4/14)

RUNS SCORED

INDIVIDUAL, GAME

Last: Kevin Kaczmarecki 4
@ AKR (4/22/19)

TEAM, INNING

Last: @ NH (4/12/13, 4th) 11

TEAM, GAME

@ Erie (4/11/08) 18

HITS

INDIVIDUAL, GAME

Last: Joey Terdoslavich 5
@ Bowie (7/25/18)

TEAM, INNING

Last: v New Britain (6/8/08) 9

TEAM, GAME

Last: @ Erie (4/11/08) 22

DOUBLES

INDIVIDUAL, GAME

Last: John Mora 3
v Richmond (5/24/18)

TEAM, GAME

@ Altoona (7/7/10) 8

TRIPLES

INDIVIDUAL, GAME

Last: Dustin Martin 2
v Erie (7/15/12)

TEAM, GAME

@ Akron (4/30/10) 4

HOME RUNS

INDIVIDUAL, GAME

Last: Jhoan Urena 3
@ Hartford (8/27/18)

INDIVIDUAL, INNING

Dale Burdick 2
@ NH (5/7/17, 5th)

TEAM, INNING

@ Akron (7/20/19) 4

TEAM, GAME

@ Portland (8/15/97) 7

TOTAL BASES

INDIVIDUAL, GAME

Last: Aaron McNeal 13
v Harrisburg (6/2/02)

TEAM, GAME*

v New Britain (6/8/08) 39

RUNS BATTED IN

INDIVIDUAL, GAME

Jhoan Urena 9
@ Hartford (8/27/18)

TEAM, GAME

Last: v New Britain (8/16/11) 17

STRIKEOUTS

INDIVIDUAL, GAME

Last: John Mora 5
@ Erie (5/30/18, 11 in)

TEAM, GAME

v Erie (7/4/14, 16 in) 20

WALKS

INDIVIDUAL, GAME

Last: Matt Clark 5
@ New Hamp. (4/13/14)

TEAM, GAME

Last: @ Akron (7/24/17) 13

STOLEN BASES

INDIVIDUAL, GAME

Mike Curry 4
v Reading (7/4/01)

TEAM, GAME

v Trenton (6/7/07) 8

CAUGHT STEALING

INDIVIDUAL, GAME*

Last: Patrick Biondi 2
v Hartford (8/2/18)

TEAM, GAME

Last: v Trenton (7/29/99) 8

DOUBLE PLAYS

INDIVIDUAL, GAME

Frank Jacobs 3
@ Albany (5/17/94)

TEAM, MOST, GAME*

Last: @ Portland (5/11/18) 4

LEFT ON BASE

TEAM, NINE INNING GAME*

vs Hartford (7/5/16) 16

TEAM, EXTRA INNING GAME*

@ Trenton (6/7/07, 14 in) 21

Since 2007

LONGEST TEAM WINNING STREAKS

| Wins | Season | First Win | Last Win | Snapped |
|------|--------|---------------|-------------------|---------------|
| 15 | 2000 | 7/22/00 v HBG | 8/8/00 v TRN | 8/9/00 v TRN |
| 12 | 2006 | 7/20/06 @ POR | 8/1/06 @ NBR | 8/2/06 @ NBR |
| 9 | 2017 | 8/27/17 @ POR | 9/6/17 v TRN | 9/7/17 v TRN |
| | 1996 | 8/20/96 @ NOR | 8/28/96 v POR, G2 | 8/29/96 v POR |
| 8 | 2006 | 6/20/06 v NH | 7/8/06 @ TRN | 7/9/06 @ TRN |
| | 2002 | 8/17/02 @ NH | 8/23/02 v NOR, G2 | 8/24/02 v NOR |

INDIVIDUAL/TEAM RECORDS

PITCHING

INNINGS PITCHED

| | |
|-------------------------------------|-----|
| INDIVIDUAL, GAME[†] | |
| Last: Ricky Knapp | 9.0 |
| v Hartford (8/23/16) | |

STRIKEOUTS

| | |
|-------------------------|----|
| INDIVIDUAL, GAME | |
| Paul Wilson | 17 |
| @ New Britain (5/19/95) | |

TEAM, NINE-INNING GAME

| | |
|-----------------------|----|
| v New Haven (4/10/95) | 18 |
|-----------------------|----|

| | |
|--------------------------------|----|
| TEAM, EXTRA-INNING GAME | |
| v Erie (4/20/06, 14 inn) | 20 |

WALKS

| | |
|--------------------------|---|
| INDIVIDUAL, GAME | |
| Brad Holt | 8 |
| v N. Hampshire (5/19/11) | |

| | |
|-------------------------------|----|
| TEAM, GAME[†] | |
| Last: v Akron (4/3/14) | 11 |

HITS ALLOWED

| | |
|-------------------------|----|
| INDIVIDUAL, GAME | |
| Last: Harol Gonzalez | 14 |
| v Trenton (7/20/18) | |

| | |
|----------------------------|----|
| TEAM, GAME | |
| Last: v Portland (5/31/19) | 26 |

HOME RUNS ALLOWED

| | |
|-------------------------|---|
| INDIVIDUAL, GAME | |
| Tommy Milone | 5 |
| @ Erie (8/14/17) | |

| | |
|---------------------------------------|---|
| TEAM, INNING | |
| Last: @ NH (7/7/13, 4 th) | 4 |

| | |
|-------------------------|---|
| TEAM, GAME | |
| v New Britain (8/19/01) | 8 |

WILD PITCHES

| | |
|--------------------------|---|
| INDIVIDUAL, GAME | |
| Last: Brad Holt | 4 |
| @ N. Hampshire (5/19/11) | |

| | |
|-------------------------------|---|
| TEAM, GAME[†] | |
| Last: v POR, G2 (4/25/19) | 4 |

HIT BATSMEN

| | |
|-------------------------|---|
| INDIVIDUAL, GAME | |
| Eric Niesen | 4 |
| @ New Britain (6/5/10) | |

| | |
|-------------------------------|---|
| TEAM, GAME[†] | |
| Lst: v Reading (9/3/11) | 4 |

BALKS

| | |
|-------------------------|---|
| INDIVIDUAL, GAME | |
| Last: Akeel Morris | 2 |
| v Portland (7/5/15) | |

| | |
|-------------------------------|---|
| TEAM, GAME[†] | |
| v Portland (4/15/13) | 3 |

RUNS ALLOWED

| | |
|-------------------------|----|
| INDIVIDUAL, GAME | |
| Marcos Molina | 13 |
| @ Trenton (6/20/18) | |

| | |
|--|----|
| TEAM, INNING | |
| @ N. Hampshire (4/17/10, 4 th) | 10 |
| @ Bowie (7/28/07, 9 th) | |

| | |
|---------------------|----|
| TEAM, GAME | |
| @ Trenton (8/23/03) | 20 |

EARNED RUNS ALLOWED

| | |
|-------------------------|----|
| INDIVIDUAL, GAME | |
| Last: Harol Gonzalez | 10 |
| @ Trenton (7/20/18) | |

| | |
|-----------------------|----|
| TEAM, GAME | |
| Last: v POR (5/31/19) | 19 |

PITCHERS USED

| | |
|-----------------------|---|
| TEAM, GAME | |
| Last: v Erie (9/5/16) | 7 |

Since 2007

MISCELLANEOUS

ERRORS

| | |
|-------------------------|---|
| INDIVIDUAL, GAME | |
| Last: Dustin Lawley | 4 |
| @ Erie (7/13/14) | |

| | |
|-------------------------------|---|
| TEAM, GAME[†] | |
| Last: v Harrisburg (5/21/11) | 6 |

SHORTEST GAME

| | |
|--------------------------------|------|
| TIME, SEVEN-INNING GAME | |
| v Trenton, G1 (8/3/17) | 1:19 |

| | |
|-------------------------------|------|
| TIME, NINE-INNING GAME | |
| v New Haven (9/2/95) | 1:42 |

LONGEST GAME

| | |
|---------------------|----|
| INNINGS | |
| @ Trenton (7/24/15) | 17 |

| | |
|--------------------------------|------|
| TIME, SEVEN-INNING GAME | |
| @ Trenton (7/9/99) | 3:39 |

| | |
|-------------------------------|------|
| TIME, NINE-INNING GAME | |
| v Trenton (4/27/04) | 4:02 |

| | |
|--------------------------------|------|
| TIME, EXTRA-INNING GAME | |
| @ Trenton (6/3/95, 13 in) | 5:30 |

MARGINS & TOTALS

| | |
|-------------------------------|----|
| LARGEST WINNING MARGIN | |
| Lst: v POR (7/16/18, W 16-2) | 14 |

| | |
|------------------------------|----|
| LARGEST LOSING MARGIN | |
| V POR, 5/31/19, L 20-2) | 17 |

| | |
|-----------------------------|----|
| COMBINED, MOST, GAME | |
| @ Erie (4/11/08, W 18-13) | 31 |

LONGEST TEAM LOSING STREAKS

| Wins | Season | First Loss | Last Loss | Snapped |
|------|--------|---------------|---------------|---------------|
| 11 | 2004 | 8/29/04 @ TRN | 9/9/04 @ NH | 9/10/04 @ NH |
| 10 | 2003 | 6/24/03 v NBR | 7/4/03 v NOR | 7/5/03 v NOR |
| 10 | 2021 | 5/4/21 @ AKR | 5/15/21 v ALT | 5/16/21 v ALT |
| 9 | 2010 | 5/11/10 @ POR | 5/21/10 @ NBR | 5/22/10 @ NBR |
| | 2004 | 8/29/04 @ TRN | 9/6/04 v REA | End of Season |
| | 1999 | 7/6/99 @ NBR | 7/16/99 @ POR | 7/17/99 @ POR |

PITCHING ACHIEVEMENTS

SEASON RECORDS

| Year | Shutouts (Solo) | Year | Shutouts (Solo) | Year | Shutouts (Solo) |
|------|-----------------|------|-----------------|------|-----------------|
| 1992 | 17 (9) | 2001 | 9 (0) | 2010 | 8 (2) |
| 1993 | 12 (4) | 2002 | 7 (0) | 2011 | 7 (0) |
| 1994 | 9 (5) | 2003 | 13 (2) | 2012 | 8 (3) |
| 1995 | 10 (4) | 2004 | 2 (0) | 2013 | 13 (0) |
| 1996 | 8 (4) | 2005 | 8 (2) | 2014 | 12 (4) |
| 1997 | 8 (1) | 2006 | 12 (4) | 2015 | 13 (1) |
| 1998 | 13 (5) | 2007 | 7 (0) | 2016 | 4 (0) |
| 1999 | 8 (0) | 2008 | 13 (1) | 2017 | 20 (7) |
| 2000 | 12 (4) | 2009 | 6 (1) | 2018 | 7 (0) |
| | | | | 2019 | 13 (1) |
| | | | | 2021 | 5 (1 7IP Solo) |

SINGLE GAME RECORDS

NO-HITTERS (7)

| Date | Pitchers | Opponent | Result |
|---------|--|----------------|------------|
| 9/12/94 | Bill Pulsipher* | @ Harrisburg | W, 2-0 |
| 5/5/96 | Joe Crawford | v Trenton, G2 | W, 1-0 (7) |
| 6/27/01 | Donne Wall (2), Jason Roach (5) & Ivan Montane (2) | @ New Britain | W, 1-0 |
| 8/2/03 | Bob Keppel | v Portland | W, 3-0 |
| 7/23/06 | Miguel Pinango | @ Portland, G2 | W, 7-0 (7) |
| 5/8/19 | Harol Gonzalez (6.2) & Ryder Ryan (2.1) | @ Harrisburg | W 7-0 |
| 6/22/21 | Josh Walker (6) & Andrew Mitchell (3) | @ Reading | W 2-0 |

ONE-HITTERS (12)

| Date | Pitchers | Opponent | Result |
|---------|---|---------------------|-------------|
| 5/31/92 | Joe Vitko | @ Hagerstown | W, 2-0 |
| 5/8/95 | Paul Wilson | @ Reading | W, 4-0 |
| 8/19/00 | Dicky Gonzalez | v Portland | W, 5-2 |
| 7/13/03 | Bob Keppel | @ New Haven, G1 | W, 10-0 (7) |
| 8/6/04 | Ken Chenard | v Trenton | W, 1-0 (7) |
| 6/4/09 | Eric Brown (7), Julio De La Cruz (1) | @ Portland | L, 3-2 |
| 8/28/09 | Eric Niesen# | @ Akron, G2 | W, 3-1 (6) |
| 8/19/10 | Jenny Mejia (7), Dylan Owen (2) | @ New Hampshire | W, 5-0 |
| 7/2/15 | Gabriel Ynoa | @ Erie | W, 5-0 |
| 5/6/17 | PJ Conlon | @ New Hampshire, G2 | W, 9-0 (7) |
| 7/13/17 | Chris Flexen (8) & Scarlyn Reyes (1) | @ Reading | W, 6-1 |
| 5/20/19 | Anthony Kay (7) & Matt Blackham (2) | @ Bowie | W 3-0 |
| 7/31/21 | Cole Gordon (5), Tommy Wilson (2) & Eric Orze (2) | @ HFD | W 6-0 |
| 8/6/21 | Cole Gordon (7) & Tommy Wilson (2) | v POR | W 8-0 |

* - Postseason

- Rain-shortened game



Eastern league



Akron Rubberducks

RECORD VS. FRANCHISE

| | | | | | |
|-------------|---------|-----------------|--------|------------------------------|---------|
| Overall: | 171-210 | In Binghamton: | 87-101 | As Cleveland (AL) Affiliate: | 169-201 |
| Postseason: | 3-2 | In Akron, Ohio: | 84-109 | As Akron RubberDucks: | 44-53 |

ALL-TIME RESULTS VS. FRANCHISE

| Year | Hm | Rd | Ovr | Year | Hm | Rd | Ovr | Year | Hm | Rd | Ovr | Year | Hm | Rd | Ovr |
|-------------------|-----|-----|-------------------|-------------------|-----|-----|------|-------------------|------|-----|------|-------------------|-----|-----|------|
| 1992 [#] | 9-5 | 7-4 | 16-9 [#] | 1999 [^] | 2-2 | 2-1 | 4-3 | 2006 [^] | 3-4 | 2-6 | 5-10 | 2013 [^] | 4-2 | 4-4 | 8-6 |
| 1993 [#] | 6-4 | 4-6 | 10-10 | 2000 [^] | 2-1 | 3-1 | 5-2 | 2007 [^] | 3-12 | 0-0 | 3-12 | 2014 | 5-2 | 4-3 | 9-5 |
| 1994 [#] | 3-4 | 3-4 | 6-8 | 2001 [^] | 2-2 | 2-1 | 4-3 | 2008 [^] | 2-5 | 3-3 | 5-8 | 2015 | 2-2 | 6-4 | 8-6 |
| 1995 [#] | 3-4 | 2-5 | 5-9 | 2002 [^] | 0-3 | 1-3 | 1-6 | 2009 [^] | 0-3 | 4-4 | 4-7 | 2016 | 1-2 | 0-6 | 1-8 |
| 1996 [#] | 4-3 | 3-4 | 7-7 | 2003 [^] | 2-2 | 1-4 | 3-6 | 2010 [^] | 3-5 | 6-0 | 9-5 | 2017 | 4-4 | 6-5 | 10-9 |
| 1997 [^] | 4-3 | 3-4 | 7-7 | 2004 [^] | 2-1 | 2-1 | 4-2 | 2011 [^] | 3-3 | 4-3 | 7-6 | 2018 | 2-4 | 1-6 | 3-10 |
| 1998 [^] | 3-4 | 0-7 | 3-11 | 2005 [^] | 4-6 | 2-5 | 6-11 | 2012 [^] | 2-4 | 3-5 | 5-9 | 2019 | 5-2 | 6-4 | 11-6 |
| | | | | | | | | | | | | 2021 | 2-3 | 0-6 | 2-9 |

- Canton-Akron Indians ^ - Akron Aeros P - Includes postseason

Altoona Curve

RECORD VS. FRANCHISE

| | | | | | |
|-------------|--------|-----------------|-------|-------------------------------|--------|
| Overall: | 91-110 | In Binghamton: | 48-54 | As Pittsburgh (NL) Affiliate: | 91-110 |
| Postseason: | N/A | In Altoona, PA: | 44-61 | As Altoona Curve: | 91-110 |

ALL-TIME RESULTS VS. FRANCHISE

| Year | Hm | Rd | Ovr | Year | Hm | Rd | Ovr | Year | Hm | Rd | Ovr | Year | Hm | Rd | Ovr |
|------|-----|-----|-----|------|-----|-----|-----|------|-----|-----|------|------|-----|-----|------|
| 1999 | 1-3 | 2-1 | 3-4 | 2004 | 1-1 | 1-3 | 2-4 | 2009 | 2-2 | 2-2 | 4-4 | 2014 | 2-1 | 4-3 | 6-4 |
| 2000 | 3-0 | 2-2 | 5-2 | 2005 | 2-1 | 1-6 | 3-7 | 2010 | 2-4 | 3-1 | 5-5 | 2015 | 2-2 | 3-3 | 5-5 |
| 2001 | 2-2 | 2-1 | 4-3 | 2006 | 3-0 | 0-4 | 3-4 | 2011 | 3-4 | 1-2 | 4-6 | 2016 | 1-5 | 5-5 | 6-10 |
| 2002 | 3-1 | 0-3 | 3-4 | 2007 | 4-2 | 2-1 | 6-3 | 2012 | 2-5 | 2-1 | 4-6 | 2017 | 2-1 | 1-2 | 3-3 |
| 2003 | 1-3 | 0-3 | 1-6 | 2008 | 3-1 | 3-1 | 6-2 | 2013 | 6-3 | 4-2 | 10-5 | 2018 | 0-5 | 1-5 | 1-8 |
| | | | | | | | | | | | | 2019 | 2-3 | 2-3 | 4-6 |
| | | | | | | | | | | | | 2021 | 1-5 | 2-4 | 3-9 |

Bowie Baysox

RECORD VS. FRANCHISE

| | | | | | |
|-------------|-------|----------------|-------|------------------------------|-------|
| Overall: | 72-67 | In Binghamton: | 69-64 | As Baltimore (AL) Affiliate: | 72-67 |
| Postseason: | N/A | In Bowie, MD: | 56-72 | As Bowie Baysox: | 72-67 |

ALL-TIME RESULTS VS. FRANCHISE

| Year | Hm | Rd | Ovr | Year | Hm | Rd | Ovr | Year | Hm | Rd | Ovr | Year | Hm | Rd | Ovr |
|------|-----|-----|------|------|-----|-----|-----|------|-----|-----|-----|------|-----|-----|-----|
| 1993 | 4-6 | 4-6 | 8-12 | 2000 | 1-3 | 1-2 | 2-5 | 2007 | 0-4 | 0-3 | 0-7 | 2013 | 4-2 | 2-2 | 6-4 |
| 1994 | 6-1 | 2-5 | 8-6 | 2001 | 3-0 | 1-2 | 4-2 | 2008 | 1-2 | 4-2 | 5-4 | 2014 | 3-1 | 2-1 | 5-2 |
| 1995 | 4-3 | 3-4 | 7-7 | 2002 | 4-0 | 1-2 | 5-2 | 2009 | 1-2 | 1-2 | 2-4 | 2015 | 2-1 | 2-1 | 4-2 |
| 1996 | 4-3 | 3-4 | 7-7 | 2003 | 1-2 | 0-3 | 1-5 | 2010 | 3-3 | 1-5 | 4-8 | 2016 | 3-0 | 1-3 | 4-3 |
| 1997 | 2-5 | 3-4 | 5-9 | 2004 | 2-2 | 3-1 | 5-3 | 2011 | 1-3 | 2-1 | 3-4 | 2017 | 1-2 | 2-1 | 3-3 |
| 1998 | 5-2 | 5-2 | 10-4 | 2005 | 1-2 | 2-1 | 3-3 | 2012 | 0-4 | 1-3 | 1-7 | 2018 | 3-1 | 1-2 | 4-3 |
| 1999 | 1-2 | 2-2 | 3-4 | 2006 | 4-3 | 4-5 | 8-8 | | | | | 2019 | 3-1 | 3-3 | 6-4 |
| | | | | | | | | | | | | 2021 | 2-4 | 0-0 | 2-4 |

Erie Seawolves

RECORD VS. FRANCHISE

| | | | | | |
|--------------------|---------|-----------------------|-------|-----------------------------------|---------|
| Overall: | 148-120 | In Binghamton: | 80-63 | As Detroit (AL) Affiliate: | 140-115 |
| Postseason: | N/A | In Erie, PA: | 68-57 | As Erie SeaWolves: | 148-120 |

ALL-TIME RESULTS VS. FRANCHISE

| Year | Hm | Rd | Ovr | Year | Hm | Rd | Ovr | Year | Hm | Rd | Ovr | Year | Hm | Rd | Ovr |
|------|-----|-----|------------|------|-----|-----|------------|------|-----|-----|-------------|------|-----|-----|-------------|
| 1999 | 1-2 | 3-1 | 4-3 | 2004 | 3-0 | 2-1 | 5-1 | 2009 | 3-4 | 0-2 | 3-6 | 2014 | 6-6 | 7-3 | 13-9 |
| 2000 | 2-2 | 2-0 | 4-2 | 2005 | 2-4 | 3-3 | 5-7 | 2010 | 5-2 | 3-5 | 8-7 | 2015 | 4-2 | 3-4 | 7-6 |
| 2001 | 1-2 | 1-3 | 2-5 | 2006 | 3-4 | 2-1 | 5-5 | 2011 | 6-4 | 5-5 | 11-9 | 2016 | 2-6 | 5-2 | 7-8 |
| 2002 | 3-0 | 1-3 | 4-3 | 2007 | 1-2 | 1-2 | 2-4 | 2012 | 5-2 | 5-2 | 10-4 | 2017 | 8-2 | 5-4 | 13-6 |
| 2003 | 3-1 | 3-1 | 6-2 | 2008 | 4-2 | 5-3 | 9-5 | 2013 | 4-3 | 3-3 | 7-6 | 2018 | 7-4 | 5-1 | 12-5 |
| | | | | | | | | | | | | 2019 | 4-6 | 3-3 | 7-9 |
| | | | | | | | | | | | | 2021 | 3-3 | 1-5 | 4-8 |

Harrisburg Senators

RECORD VS. FRANCHISE

| | | | | | |
|--------------------|---------|---------------------------|-------|-----------------------------------|---------|
| Overall: | 143-164 | In Binghamton: | 74-84 | As WAS/MON (NL) Affiliate: | 143-164 |
| Postseason: | 6-2 | In Harrisburg, PA: | 69-80 | As Harrisburg Senators: | 143-164 |

ALL-TIME RESULTS VS. FRANCHISE

| Year | Hm | Rd | Ovr | Year | Hm | Rd | Ovr | Year | Hm | Rd | Ovr | Year | Hm | Rd | Ovr |
|------|-----|-----|--------------------------|------|-----|-----|------------|------|-----|-----|------------|------|-----|-----|------------|
| 1992 | 8-4 | 4-7 | 12-11^P | 1999 | 3-4 | 3-4 | 6-8 | 2006 | 5-2 | 1-2 | 6-4 | 2013 | 2-2 | 5-1 | 7-3 |
| 1993 | 3-7 | 4-6 | 7-13 | 2000 | 2-1 | 2-2 | 4-3 | 2007 | 1-3 | 2-1 | 3-4 | 2014 | 3-1 | 2-1 | 5-2 |
| 1994 | 4-5 | 4-5 | 8-10^P | 2001 | 2-1 | 2-2 | 4-3 | 2008 | 1-2 | 2-1 | 3-3 | 2015 | 3-5 | 1-2 | 4-7 |
| 1995 | 5-2 | 3-4 | 8-6 | 2002 | 1-2 | 1-3 | 2-5 | 2009 | 1-5 | 2-4 | 3-9 | 2016 | 3-3 | 2-1 | 5-4 |
| 1996 | 2-5 | 2-5 | 4-10 | 2003 | 3-0 | 1-2 | 4-2 | 2010 | 1-8 | 1-1 | 2-8 | 2017 | 3-1 | 6-4 | 9-5 |
| 1997 | 1-6 | 2-5 | 3-11 | 2004 | 2-2 | 3-1 | 5-3 | 2011 | 1-5 | 2-2 | 3-7 | 2018 | 2-1 | 2-1 | 4-2 |
| 1998 | 5-2 | 3-4 | 8-6 | 2005 | 3-1 | 1-3 | 4-4 | 2012 | 3-3 | 3-3 | 6-6 | 2019 | 1-2 | 4-2 | 5-4 |

P - Includes postseason

Hartford Yard Goats

RECORD VS. FRANCHISE

| | | | | | |
|--------------------|-------|-------------------------|-------|------------------------------------|-------|
| Overall: | 36-38 | In Binghamton: | 25-21 | As Colorado (NL) Affiliate: | 36-38 |
| Postseason: | N/A | In Hartford, CT: | 11-17 | As Hartford Yard Goats: | 31-30 |

ALL-TIME RESULTS VS. FRANCHISE

| Year | Hm | Rd | Ovr | Year | Hm | Rd | Ovr |
|------|------|-----|-------------|------|-----|-----|------------|
| 2016 | 10-7 | 0-0 | 10-7 | 2021 | 4-2 | 4-2 | 8-4 |
| 2017 | 6-4 | 2-2 | 8-6 | | | | |
| 2018 | 2-4 | 3-9 | 5-13 | | | | |
| 2019 | 3-4 | 2-4 | 5-8 | | | | |

New Hampshire Fisher Cats

RECORD VS. FRANCHISE

| | | | | | |
|--------------------|---------|---------------------------|-------|--------------------------------------|---------|
| Overall: | 164-156 | In Binghamton: | 81-74 | As Toronto (AL) Affiliate: | 164-156 |
| Postseason: | 1-3 | In Manchester, NH: | 83-82 | As New Hampshire Fisher Cats: | 164-156 |

ALL-TIME RESULTS VS. FRANCHISE

| Year | Hm | Rd | Ovr | Year | Hm | Rd | Ovr | Year | Hm | Rd | Ovr | Year | Hm | Rd | Ovr |
|------|------|-----|-------------------------|------|-----|-----|--------------|------|-----|-----|--------------|------|-----|-----|--------------|
| 2004 | 4-7 | 5-8 | 9-15^P | 2008 | 3-4 | 2-1 | 5-5 | 2012 | 5-5 | 5-5 | 10-10 | 2016 | 4-4 | 5-5 | 9-9 |
| 2005 | 6-6 | 6-5 | 12-11 | 2009 | 1-6 | 3-4 | 4-10 | 2013 | 4-3 | 7-5 | 11-8 | 2017 | 6-4 | 7-4 | 13-8 |
| 2006 | 10-0 | 2-4 | 12-4 | 2010 | 5-6 | 6-5 | 11-11 | 2014 | 5-4 | 7-3 | 12-7 | 2018 | 6-4 | 5-6 | 11-10 |
| 2007 | 5-5 | 2-5 | 7-10 | 2011 | 4-4 | 2-7 | 6-11 | 2015 | 7-4 | 4-7 | 11-11 | 2019 | 2-7 | 7-4 | 9-11 |
| | | | | | | | | | | | | 2021 | 4-1 | 8-4 | 12-5 |

P - Includes postseason

Portland Sea Dogs

RECORD VS. FRANCHISE

| | | | | | |
|--------------------|---------|-------------------------|---------|----------------------------------|---------|
| Overall: | 275-250 | In Binghamton: | 140-125 | As Boston (AL) Affiliate: | 185-171 |
| Postseason: | 5-5 | In Portland, ME: | 135-126 | As Portland Sea Dogs: | 275-250 |

ALL-TIME RESULTS VS. FRANCHISE

| Year | Hm | Rd | Ovr | Year | Hm | Rd | Ovr | Year | Hm | Rd | Ovr | Year | Hm | Rd | Ovr |
|------|-----|-----|--------------------------|------|-----|-----|-------------|------|-----|-----|--------------|------|-----|------|--------------------------|
| 1994 | 6-3 | 6-3 | 12-6 | 2001 | 5-5 | 6-4 | 11-9 | 2007 | 5-6 | 6-1 | 11-7 | 2013 | 8-4 | 5-3 | 13-7 |
| 1995 | 5-4 | 3-6 | 8-10 | 2002 | 5-5 | 5-4 | 10-9 | 2008 | 0-4 | 2-5 | 2-9 | 2014 | 8-5 | 4-9 | 12-14^P |
| 1996 | 7-4 | 5-7 | 12-11^P | 2003 | 8-2 | 4-6 | 12-8 | 2009 | 5-6 | 3-7 | 8-13 | 2015 | 4-6 | 10-0 | 14-6 |
| 1997 | 3-6 | 4-5 | 7-11 | 2004 | 3-7 | 6-4 | 9-11 | 2010 | 5-5 | 4-6 | 9-11 | 2016 | 4-5 | 7-5 | 11-10 |
| 1998 | 6-3 | 5-4 | 11-7 | 2005 | 6-2 | 3-5 | 9-7 | 2011 | 5-5 | 5-5 | 10-10 | 2017 | 7-2 | 5-6 | 12-8 |
| 1999 | 5-5 | 2-4 | 7-9 | 2006 | 2-6 | 7-4 | 9-10 | 2012 | 7-1 | 6-5 | 13-6 | 2018 | 6-5 | 6-6 | 12-11 |
| 2000 | 7-3 | 5-4 | 12-7 | | | | | | | | | 2019 | 2-9 | 8-3 | 10-12 |
| | | | | | | | | | | | | 2021 | 6-6 | 3-5 | 9-11 |

P - Includes postseason

Reading Fightin Phils

RECORD VS. FRANCHISE

| | | | | | |
|--------------------|---------|-----------------------|-------|--|---------|
| Overall: | 137-160 | In Binghamton: | 65-76 | As Philadelphia (NL) Affiliate: | 137-160 |
| Postseason: | 0-3 | In Reading, PA | 72-84 | As Reading Fightin Phils: | 30-30 |

ALL-TIME RESULTS VS. FRANCHISE

| Year | Hm | Rd | Ovr | Year | Hm | Rd | Ovr | Year | Hm | Rd | Ovr | Year | Hm | Rd | Ovr |
|-------------------|-----|-----|-------------|-------------------|-----|-----|-------------|-------------------|-----|-----|------------|------|-----|-----|------------------------|
| 1992 [#] | 5-5 | 7-3 | 12-8 | 1999 [#] | 2-5 | 1-6 | 3-11 | 2006 [#] | 5-3 | 2-1 | 7-4 | 2013 | 2-1 | 2-1 | 4-2 |
| 1993 [#] | 3-7 | 4-6 | 7-13 | 2000 [#] | 4-0 | 0-3 | 4-3 | 2007 [#] | 0-3 | 2-4 | 2-7 | 2014 | 2-0 | 3-1 | 5-1 |
| 1994 [#] | 4-3 | 6-1 | 10-4 | 2001 [#] | 0-3 | 1-3 | 1-6 | 2008 [#] | 4-3 | 3-1 | 7-4 | 2015 | 1-4 | 2-3 | 3-7^P |
| 1995 [#] | 2-5 | 4-3 | 6-8 | 2002 [#] | 2-1 | 1-3 | 3-4 | 2009 [#] | 2-1 | 3-3 | 5-4 | 2016 | 1-1 | 1-5 | 2-6 |
| 1996 [#] | 5-2 | 3-4 | 8-6 | 2003 [#] | 0-3 | 1-2 | 1-5 | 2010 [#] | 2-0 | 2-3 | 4-3 | 2017 | 2-1 | 4-0 | 6-1 |
| 1997 [#] | 1-6 | 3-4 | 4-10 | 2004 [#] | 0-4 | 2-2 | 2-6 | 2011 [#] | 2-5 | 2-2 | 4-7 | 2018 | 3-0 | 0-3 | 3-3 |
| 1998 [#] | 6-1 | 4-3 | 10-4 | 2005 [#] | 2-2 | 1-2 | 3-4 | 2012 [#] | 1-2 | 3-7 | 4-9 | 2019 | 0-2 | 2-2 | 2-4 |
| | | | | | | | | | | | | 2021 | 2-3 | 3-3 | 5-6 |

- Reading Phillies

P - Includes postseason

Richmond Flying Squirrels

RECORD VS. FRANCHISE

| | | | | | |
|--------------------|-------|-------------------------|-------|---|-------|
| Overall: | 45-37 | In Binghamton: | 17-18 | As San Francisco (NL) Affiliate: | 45-37 |
| Postseason: | 3-0 | In Richmond, VA: | 28-19 | As Richmond Flying Squirrels: | 45-37 |

ALL-TIME RESULTS VS. FRANCHISE

| Year | Hm | Rd | Ovr | Year | Hm | Rd | Ovr | Year | Hm | Rd | Ovr | Year | Hm | Rd | Ovr |
|------|-----|-----|------------|------|-----|-----|------------------------|------|-----|-----|------------|------|-----|-----|------------|
| 2010 | 2-2 | 2-1 | 4-3 | 2013 | 1-2 | 2-1 | 3-3 | 2015 | 1-1 | 3-4 | 4-5 | 2017 | 1-2 | 4-0 | 5-2 |
| 2011 | 2-1 | 1-2 | 3-3 | 2014 | 4-0 | 5-4 | 9-4^P | 2016 | 4-3 | 1-2 | 5-5 | 2018 | 1-2 | 2-1 | 3-3 |
| 2012 | 1-2 | 2-1 | 3-3 | | | | | | | | | 2019 | 0-3 | 3-0 | 3-3 |
| | | | | | | | | | | | | 2021 | 0-0 | 3-3 | 3-3 |

P - Includes postseason

Somerset Patriots

RECORD VS. FRANCHISE (As Trenton Thunder)

| | | | | | |
|--------------------|---------|------------------------|--------|------------------------------------|---------|
| Overall: | 183-216 | In Binghamton: | 100-91 | As New York (AL) Affiliate: | 111-138 |
| Postseason: | 1-6 | In Trenton, NJ: | 78-119 | As Trenton Thunder: | 183-216 |

ALL-TIME RESULTS VS. FRANCHISE (As Trenton Thunder)

| Year | Hm | Rd | Ovr | Year | Hm | Rd | Ovr | Year | Hm | Rd | Ovr | Year | Hm | Rd | Ovr |
|------|-----|-----|-------------|------|-----|-----|-------------|------|-----|-----|-------------|------|-----|-----|--------------------------|
| 1994 | 3-4 | 6-0 | 9-4 | 2001 | 5-5 | 6-4 | 11-9 | 2007 | 4-2 | 5-9 | 9-11 | 2013 | 7-6 | 3-4 | 10-10^P |
| 1995 | 1-6 | 3-4 | 4-10 | 2002 | 7-3 | 5-5 | 12-8 | 2008 | 3-4 | 3-4 | 6-8 | 2014 | 2-2 | 2-2 | 4-4 |
| 1996 | 3-4 | 3-4 | 6-8 | 2003 | 5-4 | 4-6 | 9-10 | 2009 | 5-4 | 4-6 | 9-10 | 2015 | 4-6 | 2-2 | 6-8 |
| 1997 | 3-4 | 1-6 | 4-10 | 2004 | 8-3 | 4-6 | 12-9 | 2010 | 2-1 | 1-9 | 3-10 | 2016 | 3-4 | 0-3 | 3-7 |
| 1998 | 5-2 | 5-2 | 10-4 | 2005 | 6-1 | 1-5 | 7-6 | 2011 | 2-1 | 4-6 | 6-7 | 2017 | 3-2 | 1-4 | 4-6^P |
| 1999 | 4-7 | 1-9 | 5-16 | 2006 | 1-2 | 5-9 | 6-11 | 2012 | 4-6 | 2-1 | 6-7 | 2018 | 4-4 | 2-4 | 6-8 |
| 2000 | 6-4 | 5-5 | 11-9 | | | | | | | | | 2019 | 3-4 | 2-2 | 5-6 |

P - Includes postseason

MOST WINS VS. TEAM

| Wins | Team |
|------|---------------------------|
| 275 | Portland Sea Dogs |
| 183 | Trenton Thunder |
| 171 | Akron (Franchise) |
| 164 | New Hampshire Fisher Cats |
| 148 | Erie SeaWolves |
| 144 | Harrisburg Senators |

MOST LOSSES VS. TEAM

| Wins | Team |
|------|---------------------------|
| 250 | Portland Sea Dogs |
| 216 | Trenton Thunder |
| 210 | Akron (Franchise) |
| 164 | Harrisburg Senators |
| 160 | Reading (Franchise) |
| 151 | New Hampshire Fisher Cats |

2022 OPPONENT BREAKDOWN

AKRON (6)

| Date | City | Time |
|------|------------|----------|
| 5/17 | Binghamton | 11:05 AM |
| 5/18 | Binghamton | 6:35 PM |
| 5/19 | Binghamton | 6:35 PM |
| 5/20 | Binghamton | 6:35 PM |
| 5/21 | Binghamton | 6:35 PM |
| 5/22 | Binghamton | 1:05 PM |

ALTOONA (6)

| Date | City | Time |
|------|------------|---------|
| 8/9 | Binghamton | 6:35 PM |
| 8/10 | Binghamton | 6:35 PM |
| 8/11 | Binghamton | 6:35 PM |
| 8/12 | Binghamton | 7:05 PM |
| 8/13 | Binghamton | 6:35 PM |
| 8/14 | Binghamton | 1:05 PM |

BOWIE (12)

| Date | City | Time |
|------|------------|---------|
| 4/12 | Binghamton | 6:35 PM |
| 4/13 | Binghamton | 6:35 PM |
| 4/14 | Binghamton | 6:35 PM |
| 4/15 | Binghamton | 6:35 PM |
| 4/16 | Binghamton | 1:05 PM |
| 4/17 | Binghamton | 1:05 PM |
| 6/14 | Bowie | 6:35 PM |
| 6/15 | Bowie | 6:35 PM |
| 6/16 | Bowie | 6:35 PM |
| 6/17 | Bowie | 7:05 PM |
| 6/18 | Bowie | 6:35 PM |
| 6/19 | Bowie | 1:05 PM |

ERIE (12)

| Date | City | Time |
|------|------------|---------|
| 4/26 | Binghamton | 6:35 PM |
| 4/27 | Binghamton | 6:35 PM |
| 4/28 | Binghamton | 6:35 PM |
| 4/29 | Binghamton | 6:35 PM |
| 4/30 | Binghamton | 1:05 PM |
| 5/1 | Binghamton | 1:05 PM |
| 7/12 | Erie | 6:05 PM |
| 7/13 | Erie | 6:05 PM |
| 7/14 | Erie | 6:05 PM |
| 7/15 | Erie | 6:35 PM |
| 7/16 | Erie | 6:05 PM |
| 7/17 | Erie | 1:35 PM |

HARTFORD (24)

| Date | City | Time |
|------|------------|---------|
| 4/8 | Hartford | 7:05 PM |
| 4/9 | Hartford | 1:05 PM |
| 4/10 | Hartford | 1:05 PM |
| 5/3 | Hartford | 7:05 PM |
| 5/4 | Hartford | 7:05 PM |
| 5/5 | Hartford | 7:05 PM |
| 5/6 | Hartford | 7:05 PM |
| 5/7 | Hartford | 6:05 PM |
| 5/8 | Hartford | 1:05 PM |
| 6/28 | Hartford | 7:05 PM |
| 6/29 | Hartford | 7:05 PM |
| 6/30 | Hartford | 7:05 PM |
| 7/1 | Hartford | 7:05 PM |
| 7/2 | Hartford | 6:05 PM |
| 7/3 | Hartford | 6:05 PM |
| 7/22 | Binghamton | 7:05 PM |
| 7/23 | Binghamton | 6:35 PM |
| 7/24 | Binghamton | 1:05 PM |
| 9/13 | Binghamton | 6:35 PM |
| 9/14 | Binghamton | 6:35 PM |
| 9/15 | Binghamton | 6:35 PM |
| 9/16 | Binghamton | 7:05 PM |
| 9/17 | Binghamton | 6:35 PM |
| 9/18 | Binghamton | 1:05 PM |

NEW HAMPSHIRE (18)

| Date | City | Time |
|------|------------|----------|
| 5/10 | Manchester | 11:05 AM |
| 5/11 | Manchester | 6:35 PM |
| 5/12 | Manchester | 6:35 PM |
| 5/13 | Manchester | 6:35 PM |
| 5/14 | Manchester | 6:35 PM |
| 5/15 | Manchester | 1:35 PM |
| 6/7 | Binghamton | 6:35 PM |
| 6/8 | Binghamton | 6:35 PM |
| 6/9 | Binghamton | 6:35 PM |
| 6/10 | Binghamton | 7:05 PM |
| 6/11 | Binghamton | 6:35 PM |
| 6/12 | Binghamton | 1:05 PM |
| 7/26 | Binghamton | 6:35 PM |
| 7/27 | Binghamton | 1:05 PM |
| 7/28 | Binghamton | 6:35 PM |
| 7/29 | Binghamton | 7:05 PM |
| 7/30 | Binghamton | 6:35 PM |
| 7/31 | Binghamton | 1:05 PM |

RICHMOND (6)

| Date | City | Time |
|------|----------|---------|
| 8/16 | Richmond | 6:35 PM |
| 8/17 | Richmond | 6:35 PM |
| 8/18 | Richmond | 6:35 PM |
| 8/19 | Richmond | 6:35 PM |
| 8/20 | Richmond | 6:05 PM |
| 8/21 | Richmond | 1:35 PM |

PORTLAND (18)

| Date | City | Time |
|------|------------|---------|
| 4/19 | Portland | 6:00 PM |
| 4/20 | Portland | 6:00 PM |
| 4/21 | Portland | 6:00 PM |
| 4/22 | Portland | 6:00 PM |
| 4/23 | Portland | 1:00 PM |
| 4/24 | Portland | 1:00 PM |
| 7/4 | Binghamton | 6:35 PM |
| 7/6 | Binghamton | 6:35 PM |
| 7/7 | Binghamton | 6:35 PM |
| 7/8 | Binghamton | 7:05 PM |
| 7/9 | Binghamton | 6:35 PM |
| 7/10 | Binghamton | 1:05 PM |
| 9/6 | Portland | 6:00 PM |
| 9/7 | Portland | 6:00 PM |
| 9/8 | Portland | 6:00 PM |
| 9/9 | Portland | 6:00 PM |
| 9/10 | Portland | 1:00 PM |
| 9/11 | Portland | 1:00 PM |

READING (18)

| Date | City | Time |
|------|------------|----------|
| 5/24 | Reading | 11:05 AM |
| 5/25 | Reading | 6:45 PM |
| 5/26 | Reading | 6:45 PM |
| 5/27 | Reading | 6:45 PM |
| 5/28 | Reading | 6:45 PM |
| 5/29 | Reading | 5:15 PM |
| 6/21 | Binghamton | 6:35 PM |
| 6/22 | Binghamton | 6:35 PM |
| 6/23 | Binghamton | 6:35 PM |
| 6/24 | Binghamton | 7:05 PM |
| 6/25 | Binghamton | 6:35 PM |
| 6/26 | Binghamton | 1:05 PM |
| 8/23 | Reading | 7:00 PM |
| 8/24 | Reading | 7:00 PM |
| 8/25 | Reading | 7:00 PM |
| 8/26 | Reading | 7:00 PM |
| 8/27 | Reading | 6:45 PM |
| 8/28 | Reading | 5:15 PM |

SOMERSET (18)

| Date | City | Time |
|------|------------|----------|
| 5/30 | Binghamton | 4:05 PM |
| 6/1 | Binghamton | 6:35 PM |
| 6/2 | Binghamton | 6:35 PM |
| 6/3 | Binghamton | 7:05 PM |
| 6/4 | Binghamton | 6:35 PM |
| 6/5 | Binghamton | 1:05 PM |
| 8/2 | Somerset | 6:05 PM |
| 8/3 | Somerset | 11:05 AM |
| 8/4 | Somerset | 7:05 PM |
| 8/5 | Somerset | 7:05 PM |
| 8/6 | Somerset | 7:05 PM |
| 8/7 | Somerset | 5:05 PM |
| 8/30 | Binghamton | 6:35 PM |
| 8/31 | Binghamton | 6:35 PM |
| 9/1 | Binghamton | 6:35 PM |
| 9/2 | Binghamton | 7:05 PM |
| 9/3 | Binghamton | 6:35 PM |
| 9/4 | Binghamton | 6:35 PM |

B I N G H A M T O N

