



# OMAHA STORM CHASERS GAME NOTES

## @ ST. PAUL SAINTS

RHP Luinder Avila (0-0, 2.31 ERA) @ RHP Randy Dobnak (0-0, 0.00 ERA)

Saturday, April 12, 2025 | Game #13 | Road Game #7

2:07 p.m. CT First Pitch | CHS Field | St. Paul, Minnesota

Radio: News Talk 1290 KOIL | Video: Bally Sports Live, MiLB.TV

5-7



5-5

Triple-A Affiliate of the Kansas City Royals | 12356 Ballpark Way, Papillion, Nebraska 68046 | (402) 738-5100 | omahastormchasers.com | @OMASstormChasers

### UPCOMING SCHEDULE & PROBABLE PITCHERS

#### UPCOMING GAMES

Sunday, April 13  
Monday, April 14  
Tuesday, April 15  
Wednesday, April 16

#### OPPONENT

@ St. Paul  
off day  
NORFOLK  
NORFOLK

#### TIME (CT)

2:07 p.m. CT  
12:05 p.m. CT  
11:05 a.m. CT

#### PROBABLE PITCHERS

LHP Noah Cameron (2-0, 0.82 ERA) @ RHP Zebby Matthews (1-1, 1.80 ERA)  
RHP Thomas Hatch (0-0, 2.79 ERA) vs. TBD  
LHP Tyson Guerrero (1-2, 5.91 ERA) vs. TBD

### THE MATCHUP

(RANKING IN PARENTHESES = INTERNATIONAL LEAGUE RANKING)  
(BOLD = TRIPLE-A LEADER) (ITALICS = TRIPLE-A WORST)

233 (13TH) AVG > .275 (1ST)	4.80 (14TH) ERA > 2.93 (3RD)
61 (6TH) < R 43 (16TH)	1.49 (14TH) WHIP > 1.30 (4TH)
90 (11TH) < H 88 (12TH)	.254 (15TH) AVG > .231 (8TH)
14 (2ND) < HR 5 (18TH)	105.0 (6TH) < IP 83.0 (18TH)
63 (2ND) BB > 62 (3RD)	104 (19TH) H > 69 (3RD)
126 (16TH) K > 93 (4TH)	64 (16TH) R > 32 (1ST)
24 (2ND) < SB 8 (16TH)	11 (11TH) HR > 2 (1ST)
.343 (7TH) OBP > .393 (1ST)	52 (12TH) BB > 39 (1ST)
.399 (5TH) < SLG .381 (10TH)	121 (6TH) < K 97 (15TH)
.742 (6TH) OPS > .774 (4TH)	1 (4TH) SHO > 2 (1ST)

### OMAHA vs. ST. PAUL

All-Time .....47-50 (.485)

All-Time in Omaha (Since 2021) .....22-20 (.524)

All-Time in St. Paul (Since 2021) .....25-30 (.455)

2025 vs. St. Paul ..... 1-3 (.250)

in Omaha .....0-0 (---)

in St. Paul .....1-3 (.250)

DATE	SITE	RESULT	WIN	LOSS	SAVE
4/8/25	STP	W, 3-0	N. Cameron	Z. Matthews	S. Cruz
4/9/25	STP	L, 3-2	C. Lewis	J. Fernandez	A. Misiewicz
4/10/25	STP	L, 13-4	K. Funderburk	T. Guerrero	-
4/11/25	STP	L, 6-3	A. Speas	T. Clarke	K. Bischoff
4/12/25	STP	2:07 PM CT			
4/13/25	STP	2:07 PM CT			
5/27/25	OMA	6:35 PM CT			
5/28/25	OMA	6:35 PM CT			
5/29/25	OMA	6:35 PM CT			
5/30/25	OMA	6:35 PM CT			
5/31/25	OMA	6:05 PM CT			
6/1/25	OMA	5:05 PM CT			
8/12/25	OMA	6:35 PM CT			
8/13/25	OMA	6:35 PM CT			
8/14/25	OMA	6:35 PM CT			
8/15/25	OMA	6:35 PM CT			
8/16/25	OMA	6:05 PM CT			
8/17/25	OMA	5:05 PM CT			

### RAISING ROYALTY

6 Omaha players appear on a Top-30 Royals prospects ranking

PLAYER (POSITION)	Pipeline	Baseball America
Noah Cameron (LHP)	Royals No. 5	Royals No. 8
Luinder Avila (RHP)	Royals No. 19	Royals No. 22
Chandler Champlain (RHP)	Royals No. 20	Royals No. 13
Tyson Guerrero (LHP)	Royals No. 24	-
Tyler Gentry (OF)	Royals No. 25	-
Eric Cerantola (RHP)	Royals No. 28	-

### TWIN FLAMES

9 Saints players appear on a Top-30 Twins prospects ranking

PLAYER (POSITION)	Pipeline	Baseball America
Emmanuel Rodriguez (OF)	Twins No.2/MLB No.35	Twins No.2/MLB No.19
Luke Keaschall (INF/OF)	Twins No.3/MLB No.58	Twins No.3/MLB No.45
Marco Raya (RHP)	Twins No. 6	Twins No. 8
Andrew Morris (RHP)	Twins No. 9	Twins No. 10
Cory Lewis (RHP)	Twins No. 11	Twins No. 20
Travis Adams (RHP)	Twins No. 22	Twins No. 22
Diego Cartaya (C)	Twins No. 24	Twins No. 21
Zebby Matthews (RHP)	-	Twins No.4/MLB No.70
Jair Camargo (C)	-	Twins No. 23

### YESTERDAY'S GAME

	1	2	3	4	5	6	7	8	9	R	H	E	LO
Omaha	0	0	0	4	0	0	0	0	0	4	5	1	6
St. Paul	1	0	1	2	0	2	0	0	x	6	9	0	6

WIN: Alex Speas (1-0) | LOSS: Taylor Clarke (0-1) | SAVE: Kyle Bischoff (1)

### NOTES AND NUGGETS

#### SEASON 56

Omaha began the 56th season in franchise history March 28 against the I-Cubs at Principal Park in Des Moines, Iowa ... this is the 14th season in the Storm Chasers era.

✦ Omaha is coming off a 2024 campaign in which they went 89-59 (.601 winning percentage) to finish 1st in the 20-team International League during the regular season, before going on to win the International League Championship Series.

### GET TO KNOW THIS FEELIN' THAT'S SO STRONG ... LEAD ON

Outfielder **John Rave** has been Omaha's leadoff hitter since mid-April 2024 and has started 2025 as one of the top leadoff hitters in the Minors.

✦ Rave has hit leadoff in 11 of Omaha's 12 games this year, and he's gotten on base to begin 6 of 11 times, including 5 hits to open the first inning ... both his 5 leadoff hits and 2 leadoff home runs are tied for the most in the Minor Leagues.

✦ He leads the Minor Leagues with 17 total bases when leading off an inning, while 8 hits leading off innings this year lead the International League and are tied for the lead in the Minors ... he's slashing .471/.526/1.000 leading off innings.

### SERIES SPEAKING

Last week, Omaha failed to win the series with Louisville, dropping the last two games of the series to the Bats ... this week, they'll have to stave off a series loss to St. Paul by winning the final two games of the week.

✦ In 2024, the Storm Chasers won 15 of 27 regular season series, including 11 separate 6-game series wins ... Omaha had 6 series splits and just 5 series losses.

✦ Omaha's first series loss in 2024 came April 16 to 21 @ Nashville, but the Chasers didn't lose another series until June 18 to 23 vs. Louisville.

✦ Last year against St. Paul, Omaha won a series (May 14-19), split a series (July 23-28) and lost a series (August 27 to September 1).

✦ Since the Chasers and Saints joined the International League in 2021, the two clubs have played 15 separate 6-game series, prior to this week ... St. Paul has claimed 5 of those, twice at CHS Field and 3 times at Werner Park ... Omaha has won 5 series and they've split 5 series ... the difference in the all-time season-series is a 3-game set from September 26, 28, 2022 when St. Paul swept Omaha.

### LET'S GET IT ON... BASE

Omaha's 63 walks rank 2nd in the International League and are the 5th-most in Minor League Baseball ... the team's .343 on-base percentage ranks 7th in the IL, despite ranking 13th in batting average.

✦ Infielder **Nick Loftin** has drawn 13 walks, the 2nd-most in the International League and tied 3rd in the Minor Leagues ... he has drawn a walk in 10 of 12 games, with multiple walks in 3 games.

✦ Beyond the walks, Loftin has consistently been reaching base for Omaha, he's gotten on at least once in all 12 games this year for the Chasers, the longest active on-base streak in the International League ...

✦ Nick's .444 on-base percentage ranks 2nd on Omaha, behind **Drew Waters** (.469) ... he has reached base multiple times in 8 of 12 games.

### INTERNATIONAL MEN OF AWARDS

Monday, Minor League Baseball announced the Pitcher and Player of the Week honors for the International League (for the week of March 31 to April 6) and Omaha outfielder **Drew Waters** was named the IL Player of the Week, while left-handed pitcher **Tyson Guerrero** was named the IL Pitcher of the Week.

✦ Waters (who was recalled to Kansas City on Wednesday) went 10-for-19 in Omaha's series against Louisville and led the league with a .526 batting average, .609 on-base percentage, 1.053 slugging percentage and 1.662 OPS ... he collected 20 total bases (2 doubles, 1 triple, 2 home runs) and notably, hit for the cycle in the second game of the week, on Wednesday April 2.

✦ Guerrero, Thursday's starting pitcher, threw 5.0 perfect innings in his start for the Storm Chasers on Friday against Louisville, retiring all 15 batters faced with 7 strikeouts ... he was one of 3 International League starting pitchers to throw at least 5.0 innings and not allow a hit, but the only to not allow a baserunner over at least 5.0 innings.

### FAMILY MATTERS

Utility player (and former Minnesota Twin) **Nick Gordon** joined the Storm Chasers this week in Minnesota, following in the footsteps of his father.

✦ Nick's father, **Tom Gordon**, pitched 4 games for Omaha, 1 in 1986 and 3 in 1988, before making his MLB debut in 1988 ... Tom went on to pitch 890 games in the Major Leagues over 21 seasons.

✦ Nick and Tom are the 2nd father/son duo to play for the Triple-A Omaha franchise ... **John Wathan** played for Omaha in 1972 and 1975-76 (and managed Omaha in 1987), while his son **Dusty Wathan** played for Omaha in 2002.

### ST. PAUL WEATHER

FIRST PITCH: 67°  
HIGH: 65° | LOW: 52°  
PRECIPITATION: 5%



Partly sunny, with a high near 67. South wind 5 to 15 mph

### AT A GLANCE

#### STREAKS

Current Streak ..... L3  
Longest Win Streak ..... W3  
Longest Loss Streak ..... L3

#### RECENT

Last 5 Games ..... 1-4  
Last 10 Games ..... 4-6  
Last 20 Games ..... 5-7

#### SPLIT SEASON

1st Half ..... 5-7  
2nd Half ..... 0-0

#### HOME/AWAY

Home Games ..... 3-3  
Away Games ..... 2-4

#### TOTAL HOME ROAD

Longest Win Streak	W3	W3	W1
Longest Loss Streak	L3	L2	L3

Night Games (5 PM OR LATER)	3-5	2-1	1-4
Day Games (BEFORE 5 PM)	2-2	1-2	1-0

March	1-1	---	1-1
April	4-6	3-3	1-3
May	0-0	0-0	0-0
June	0-0	0-0	0-0
July	0-0	0-0	0-0
August	0-0	0-0	0-0
September	0-0	0-0	0-0

vs. Buffalo	0-0	---	0-0
vs. Charlotte	0-0	0-0	---
vs. Columbus	0-0	0-0	0-0
vs. Durham	0-0	0-0	---
vs. Indianapolis	0-0	0-0	0-0
vs. Iowa	1-1	0-0	1-1
vs. Lehigh Valley	0-0	0-0	---
vs. Louisville	3-3	3-3	0-0
vs. Norfolk	0-0	0-0	---
vs. Salt Lake	0-0	---	0-0
vs. St. Paul	1-3	0-0	1-3
vs. Syracuse	0-0	---	0-0
vs. Toledo	0-0	0-0	0-0

on Tuesday	1-1	0-1	1-0
on Wednesday	1-1	1-0	0-1
on Thursday	1-1	1-0	0-1
on Friday	1-2	1-0	0-2
on Saturday	1-1	0-1	1-0
on Sunday	0-1	0-1	0-0

### ABS CHALLENGES

TEAM	TOTAL	WON	LOST	RATE
OMAHA	24	8	16	33%
OPPONENTS	19	8	11	42%

### ON THIS DAY...

RECORD ON APRIL 12 (SINCE 2000): 6-17, L1

LAST WIN: 4/12/23 @ IOWA, W 10-6

LAST LOSS: 4/12/24 vs. GWINNETT, L, 7-6

LUINDER AVILA'S SPLITS

SPLIT	2025										CAREER									
	IP	H	R	ER	K	BB	HR	ERA	P		IP	H	R	ER	K	BB	HR	ERA	P	
Home	11.2	7	3	3	16	3	0	2.31	160		174.0	178	110	102	169	88	8	5.28	2903	
Away	-	-	-	-	-	-	-	-	-		174.2	135	73	64	155	61	9	3.30	2704	
Day	6.0	6	2	2	5	2	0	3.00	81		52.0	50	23	21	46	21	1	3.63	829	
Night	5.2	1	1	1	11	1	0	1.59	79		296.2	263	160	145	278	128	16	4.40	4778	
vs Left	4.1	4	-	-	6	3	0	-	78		144.0	127	-	-	119	66	5	-	2300	
vs Right	7.0	3	-	-	10	0	0	-	83		204.1	186	-	-	205	83	12	-	3320	
March	-	-	-	-	-	-	-	-	-		-	-	-	-	-	-	-	-	-	
April	11.2	7	3	3	16	3	0	2.31	160		59.1	51	27	24	72	22	2	3.64	942	
May	-	-	-	-	-	-	-	-	-		73.0	68	34	32	57	31	3	3.95	1166	
June	-	-	-	-	-	-	-	-	-		59.2	62	41	37	59	30	5	5.58	1007	
July	-	-	-	-	-	-	-	-	-		54.0	41	19	17	52	19	3	2.83	822	
August	-	-	-	-	-	-	-	-	-		58.0	52	33	30	49	22	2	4.66	933	
September	-	-	-	-	-	-	-	-	-		44.2	39	29	26	35	25	2	5.24	737	
October	-	-	-	-	-	-	-	-	-		-	-	-	-	-	-	-	-	-	

LUINDER AVILA'S ARSENAL (2025)

PITCH	USAGE	P	S	B	WHIFFS	STRIKE %	WHIFF %	ZONE %	SO	OPS	AVG	HR	STATCAST		
													VELO	RPM	HORIZBRK
Curveball	38.8%	62	42	20	19	68.0%	57.6%	45.2%	14	.190	.095	0	81.5	2804	-9.7
Four-seam FB	30.0%	48	30	18	6	63.0%	27.3%	54.2%	0	.730	.286	0	94.5	2320	0.9
Sinker	18.8%	30	23	7	3	77.0%	17.6%	43.3%	2	.382	.100	0	94.7	2304	13.9
Changeup	12.5%	20	9	11	2	45.0%	22.2%	30.0%	0	1.334	.667	0	88.8	1961	13.7

LAST TIME OUT: 4/6/2025 vs. LOUISVILLE

PITCH	USAGE	P	S	B	WHIFFS	STRIKE %	WHIFF %	ZONE %	SO	OPS	AVG	HR	STATCAST		
													VELO	RPM	HORIZBRK
Curveball	33.3%	27	20	7	7	74.0%	41.2%	51.9%	4	.400	.200	0	81.5	2756	-10
Four-seam FB	30.9%	25	12	13	5	48.0%	50.0%	40.0%	0	.750	.250	0	93.9	2310	1.7
Sinker	21.0%	17	13	4	3	76.0%	30.0%	29.4%	1	.500	.167	0	94.3	2318	14.6
Changeup	14.8%	12	7	5	1	58.0%	14.3%	33.3%	0	1.334	.667	0	89.0	2010	14

ARSENAL vs. RIGHT, 2025

PITCH	USAGE	P	S	B	WHIFFS	STRIKE %	WHIFF %	ZONE %	SO	OPS	AVG	HR	STATCAST		
													VELO	RPM	HORIZBRK
Curveball	46.3%	38	27	11	12	71.0%	57.1%	42.1%	9	.250	.125	0	81.4	2798	-9.6
Four-seam FB	23.2%	19	13	6	2	68.0%	20.0%	63.2%	0	1.000	.500	0	94.5	2306	-0.2
Sinker	26.8%	22	17	5	3	77.0%	23.1%	36.4%	1	.000	.000	0	94.5	2299	14.3
Changeup	3.7%	3	1	2	0	33.0%	0.0%	0.0%	0	.000	.000	0	90.0	1985	12.6

ARSENAL vs. LEFT, 2025

PITCH	USAGE	P	S	B	WHIFFS	STRIKE %	WHIFF %	ZONE %	SO	OPS	AVG	HR	STATCAST		
													VELO	RPM	HORIZBRK
Curveball	30.8%	24	15	9	7	63.0%	58.3%	50.0%	5	.000	.000	0	81.6	2814	-9.8
Four-seam FB	37.2%	29	17	12	4	59.0%	33.3%	48.3%	0	.629	.200	0	94.4	2330	1.7
Sinker	10.3%	8	6	2	0	75.0%	0.0%	62.5%	1	.900	.250	0	95.4	2320	12.6
Changeup	21.8%	17	8	9	2	47.0%	25.0%	35.3%	0	1.334	.667	0	88.6	1957	13.9

ST. PAUL HITTERS VS LUINDER AVILA (CAREER)

PLAYER	G	AB	H	HR	RBI	2B	3B	SO	BB	IBB	AVG	OBP	SLG

LUINDER AVILA SCOUTING REPORT

MLB Pipeline

Scouting grades: Fastball: 50 | Slider: 50 | Curveball: 50 | Changeup: 45 | Control: 45 | Overall: 40

The Royals signed a 16-year-old Avila out of Venezuela during the 2018 international signing period. Ever since, it's been steady progress for the now-23-year-old who spent most of the 2024 season at Double-A before making one Triple-A start. Avila posted a 1.37 WHIP over 19 starts for Northwest Arkansas. It was the first time since 2022 that he didn't throw over 100 innings, as he missed about six weeks with a minor oblique injury. In five games (three starts) in the Arizona Fall League, Avila posted a 3.07 ERA with 17 strikeouts and eight walks in 14 2/3 innings. The Royals added him to their 40-man roster to protect him from the Rule 5 Draft in November.

Last year marked the first time Avila missed significant time; he's been a durable young pitcher for the Royals, and those innings don't go unnoticed. Avila's comfort zone with his fastball is 94-95 mph with flashes of the upper 90s, and the pitch has natural cut and ride. To help him command the arm'side of the plate, Avila introduced a two-seamer that is about the same velo as his four-seamer. He throws both the slider and curveball, and both can miss bats. They can sometimes morph into each other, so the separation is a work in progress. A fringe-average changeup rounds out Avila's arsenal, a pitch he's still developing with a focus on backing off the 89-91 mph velocity. Avila has near-average command but hides the ball well in his delivery, and as he's grown, his presence on the mound has gotten stronger.

Now that he's on the 40-man, Avila could make his big league debut at some point in 2025. He needs more development time in Omaha, particularly with his secondary pitches and command, but will be part of the Triple-A depth to begin the season. Avila will continue to start but might be someone whom the Royals can rely on in different roles depending on need for a long reliever or a swingman.

Baseball America

Scouting Grades: Fastball: 55 | Curveball: 60 | Changeup: 45 | Control: 45.

**Track Record:** It's been a slow trek through the Royals system for Avila since first signing in 2018, but he's proven enough value to get a spot on the 40-man roster. The Venezuelan righthander was on the way to a strong season until a rib cage injury in early July put him on the sidelines for seven weeks. He returned in time to get three more starts at Double-A Northwest Arkansas and one with Triple-A Omaha. His 3.81 ERA and .229 opponent batting average in Double-A were among the best numbers of his career. Avila finished his year in the Arizona Fall League, where he pitched in the annual Fall Stars Game as well as throwing two scoreless innings in the championship game.

**Scouting Report:** Avila's four-seam fastball has glove-side cutting action and sits 93-95 mph, touching 98, with ride. A development goal will be to improve the location and consistency of the pitch. His best pitch is a high-spin two-plane curveball at 79-83 mph and he uses it to get swings and misses with its downward movement that's tough to barrel. His 87-91 mph hard changeup is still in development, a pitch with natural sink that gets whiffs, and could be an average offering with more consistency. He repeats his delivery and has been called a sneaky competitor.

**The Future:** The Royals added Avila to the 40-man roster in November. He projects as a valuable innings-eater at the back of the rotation but could thrive in a bullpen role.



## #25 LUINDER AVILA

BATS RIGHT / THROWS RIGHT / HEIGHT 6'3" / WEIGHT 225

FULL NAME Luinder Gabriel Avila (LOO-IN-DURR AH-VEE-LAH)

BORN August 21, 2001 in Caracas, Venezuela (Age 23)

ACQUIRED March 3, 2018 - Signed as an International Free Agent

SEASON WITH STORM CHASERS 2<sup>ND</sup> Season

MLB SERVICE TIME (ENTERING 2025) 0.000

## TODAY'S START

- Avila is making his **3rd start with Omaha** this season ... made Omaha's 2025 Breaking Roster, after ending the 2024 season in Triple-A with the Storm Chasers ... was added to Kansas City's 40-Man roster this offseason.
- Playing his 7th professional season this year, all have come in the Royals organization.
- Most of Avila's career has been spent as a starting pitcher, with 82 of his 105 professional outings as a starter ... 78 of his 84 outings since the start of the 2021 season have been starts.
- Since 2021, Avila ranks 2nd among Royals Minor League arms in innings (380.1) and 3rd in strikeouts (351) ... he's allowed just 21 home runs in 429.2 pro innings, for a 0.44 HR/9 ... in that span, only one qualified Minor League pitcher (min. 400.0 IP) had a better mark: Luis Devers (0.37 HR/9, Cubs organization).
- Ranked by MLB Pipeline as the **No. 19 Royals prospect**.
- Ranked by Baseball America as the **No. 22 Royals prospect**.

## ARSENAL

CURVEBALL: 38.8% • 81.5MPH | 4-SEAM: 30.0% • 94.5MPH | SINKER: 18.8% • 94.5 MPH | CHANGEUP: 12.5% • 88.8MPH

## LAST OUTING: SUNDAY, APRIL 6 VS. LOUISVILLE

Threw Omaha's first quality start of 2025, in his second start both of season and in the series against the Bats ... allowed the first 3 hitters to reach base, with Will Benson hitting a 2-run double ... settled into a groove after the double, did not allow another run through the end of the 6th ... threw 1-2-3 innings in the 5th and 6th, retired his final 9 hitters of the game, going back to the 4th inning.

## 2025 HIGHLIGHTS

- Made 3 Cactus League appearances for the Royals in Major League Spring Training ... allowed 1 earned run over 6.0 innings (1.50 ERA), with 5 hits, 2 walks and 7 strikeouts.
- Optioned to Triple-A on March 9, the first player optioned to Omaha this spring.
- Pitched 3.0 innings of relief (4th to 6th) of the Royals' Spring Breakout game, on March 14 @ Arizona ... allowed 3 runs on 3 hits and 1 walk, with 4 strikeouts ... threw a 1-2-3 6th inning, retired his last 5 batters.
- Started Omaha's home opener, April 1 vs. Louisville ... retired his first 12 hitters, and struck out a career-high 11.

## CAREER NOTES

- Opened the season in the Double-A starting rotation with Northwest Arkansas ... made 16 starts before landing on the 7-Day Injured List on July 12 ... missed 47 days of the regular season, activated on August 27 and made 3 more starts with the Naturals.
- Ranked 2nd on the Naturals' pitching staff in starts (19), tied 2nd in wins (6) and 4th in innings pitched (82.2).
- Made 3 quality starts for the Naturals, including tying a career-high with 7.0 scoreless innings on June 21 vs. Tulsa (LAD) ... made quality starts back-to-back starts on May 17 @ Arkansas (SEA) and May 23 vs. Amarillo (AZ).
- 7 of 19 starts in Double-A were scoreless, including 3 straight around his stint on the IL, for a 10.1-inning scoreless streak (July 9 to September 3).
- Assigned to Omaha at the end of the Double-A season, on September 17 ... made his Triple-A debut on September 21 @ Louisville (CIN), allowed 5 earned runs in 4.1 innings ... started the Triple-A National Championship game in Las Vegas, September 28 @ Sugar Land, allowed 3 runs on 6 hits in just 1.1 innings.

- Spent the entire year at High-A Quad Cities, going 4-7 with a 4.39 ERA over 22 appearances (20 starts) ... was on the Injured List June 16 to 27 ... finished the year 2nd on the River Bandits with 102 strikeouts and led the team with 108.2 innings pitched.
- One of 20 minor league pitchers who allowed 3 home runs or less while working 75.0 innings or more (583 pitchers had 75.0 innings in MLB) ... Royals organization teammate Eric Cerantola was also on that list.
- Ranked 8th in qualified Royals Minor League pitchers with a 4.39 ERA, 5th in opponents' average (.248) and 6th in WHIP (1.33) ... ranked 7th in the organization in innings pitched (108.2).

- Spent the entire year at Single-A Columbia, making 26 starts for the Fireflies, going 6-10 with a 4.54 ERA (58 ER in 115.0 IP) ... struggled in the 1st half, to the tune of a 5.94 ERA over 13 starts, but posted a 3.34 over 13 2nd half starts.
- Among qualified Royals Minor League pitchers, ranked 3rd in ERA (4.54), 2nd in opponents' average (.234) and 2nd in WHIP (1.31) ... 2nd in starts (26), 6th in innings pitched (115.0), and 8th in strikeouts (97).
- Made the first 4 quality starts of his career, one each month from May to August.

- Opened his season in the Arizona Complex League, before finishing the year with Single-A Columbia ... combined to appear in 14 games (10 starts) and go 3-6 with a 4.66 ERA (30 ER in 58.0 IP) and 51 strikeouts to 17 walks (3.0 K/BB).
- Pitched in 8 games (4 starts) between the ACL Royals Gold and Blue teams, going 1-2 with a 5.12 ERA (18 ER in 31.2 IP) with 27 strikeouts to just 7 walks ... earned his first promotion to a full-season affiliate on August 17, assigned to Columbia (A) to finish the year ... made 6 starts with the Fireflies between mid-August and September.

- Spent two seasons in the Dominican Summer League ... made 9 appearances (2 starts) in 2018, returned for a second season in 2019 and pitched in 12 games (2 starts), with 3 scoreless appearances.

## CAREER PITCHING

SEASON	TEAM	W	L	ERA	G	GS	CG	SHO	SV	SVO	IP	H	R	ER	HR	HB	BB	IBB	SO	WHIP	AVG	AB	WP	BK	GIDP	TBF	NP-S
2018	DSL Royals 1 (R)	1	2	3.18	9	2	0	0	1	1	22.2	15	16	8	0	1	11	0	20	1.15	.188	80	6	0	0	95	182 - 123
2019	DSL Royals 2 (R)	1	2	6.41	12	2	0	0	0	1	26.2	25	19	19	1	6	16	0	22	1.54	.263	95	9	1	0	120	226 - 143
2020	Did not play (No Minor League season)																										
2021	ACL Royals Gold (R)	1	2	4.03	7	4	0	0	0	0	29.0	17	14	13	3	5	9	0	26	0.90	.170	100	1	1	4	114	205 - 157
	ACL Royals Blue (R)	0	0	16.88	1	0	0	0	0	0	2.2	5	5	5	0	1	2	0	1	2.63	.455	11	2	0	0	15	26 - 14
	Columbia Fireflies (A)	2	4	4.10	6	6	0	0	0	0	26.1	27	16	12	0	3	6	0	24	1.25	.260	104	3	0	1	114	429 - 265
2022	Columbia Fireflies (A)	6	10	4.54	26	26	1	0	0	0	115.0	102	66	58	10	9	49	0	97	1.31	.234	436	18	3	9	501	1815 - 1103
2023	Quad Cities River Bandits (A+)	4	7	4.39	22	20	0	0	0	0	108.2	101	57	53	3	13	44	0	102	1.33	.248	407	7	2	8	472	1766 - 1066
2024	NW Arkansas Naturals (AA)	6	5	3.81	19	19	0	0	0	0	82.2	71	36	35	4	4	43	0	82	1.38	.229	310	6	2	5	358	1366 - 832
	Omaha Storm Chasers (AAA)	0	0	10.38	1	1	0	0	0	0	4.1	5	5	5	0	0	4	0	3	2.08	.294	17	0	0	0	22	71 - 39
	Omaha Storm Chasers (AAA)	0	0	2.31	2	2	0	0	0	0	11.2	7	3	3	0	0	3	0	16	0.86	.171	41	0	1	0	44	160 - 104
MINOR LEAGUE TOTALS (7 Seasons)		21	32	4.42	105	82	1	0	1	2	429.2	375	237	211	21	42	187	0	393	1.31	.234	1601	52	10	27	1855	6246 - 3846

## SEASON &amp; CAREER HIGHS

2025 SEASON				PRO CAREER			
4/6/2025 vs. Louisville (CIN)	6.0	INNINGS PITCHED	7.0 (2x) Last: 6/21/2024 vs. Tulsa (LAD)	4/6/2025 vs. Louisville (CIN)	6	HITS	9 (2x) Last: 9/10/2023 @ South Bend (CHC)
4/6/2025 vs. Louisville (CIN)	2	RUNS	8 6/28/2023 vs. Wisconsin (MIL)	4/6/2025 vs. Louisville (CIN)	2	EARNED RUNS	7 (3x) Last: 6/28/2023 vs. Wisconsin (MIL)
4/6/2025 vs. Louisville (CIN)	2	HOME RUNS	1 (21x) Last: 7/2/2024 vs. Springfield (STL)	4/6/2025 vs. Louisville (CIN)	2	WALKS	8 9/3/2023 vs. Peoria (STL)
4/1/2025 vs. Louisville (CIN)	11	STRIKEOUTS	11 4/1/2025 vs. Louisville (CIN)	4/6/2025 vs. Louisville (CIN)	25	BATTERS FACED	28 8/30/2023 vs. Beloit (MIA)
4/6/2025 vs. Louisville (CIN)	81	PITCHES THROWN	93 9/10/2023 @ South Bend (CHC)	4/6/2025 vs. Louisville (CIN)	81	SCORELESS STREAK	13.0 IP 8/12/21 (2nd Inn) to 8/22/21 (4th Inn)
4/6/25 (2nd Inn) to 4/6/25 (6th Inn)	5.0 IP (2x)						

## 2025 RUN SUPPORT (OMAHA 0-2 IN AVILA STARTS)

RUNS SCORED	0	1	2	3	4	5	6	7	8	9	10+
GAMES	1	1									
PLAYER W-L	0-0	0-0									
Team W-L	0-1	0-1									

## 2025 GAME-BY-GAME

DATE	TEAM	GS	OPPONENT	RESULT	LEFT GAME	DEC	IP	H	R	ER	HR	HB	BB	SO	BF	NP-S
4/1	OMA	✓	vs. Louisville	L, 6-3	Top 6th, winning	1-0	-	5.2	1	1	0	0	1	11	19	79 - 52
4/6	OMA	✓	vs. Louisville (Q)	L, 7-5 (10)	End 6th, tied	2-2	-	6.0	6	2	2	0	2	5	25	81 - 52

(Q) Indicates Quality Start

## 2025 BATTED BALL STATISTICS (TRIPLE-A)

BABIP	GB/FB	LD%	GB%	FB%	IFFB%	HR/FB	Pull%	Cent%	Oppo%	SwStr%
.280	1.71	24.0%	48.0%	28.0%	14.3%	0.0%	52.0%	20.0%	28.0%	15.6%

## VS. TWINS AFFILIATES IN CAREER (8 GAMES / 7 STARTS)

Game	W	L	GS	CG	SHO	HLD	SV	IP	H	R	ER	HR	HBP	BB	SO	WP	TBF	NP	NS
4/14/23 @ Cedar Rapids	1	0	0	0	0	0	0	4.1	2	0	0	0	0	1	8	0	16	63	41
5/10/23 vs. Cedar Rapids	1	0	1	0	0	0	0	6.0	4	1	1	0	1	2	4	0	24	83	51
7/4/23 @ Cedar Rapids	0	1	1	0	0	0	0	5.0	3	3	3	1	1	1	6	1	20	80	52
8/12/23 vs. Cedar Rapids	0	0	1	0	0	0	0	5.0	6	6	5	0	2	3	4	1	24	86	51
5/4/24 vs. Wichita	0	1	1	0	0	0	0	2.0	6	6	6	0	0	4	3	1	16	66	35
6/4/24 vs. Wichita	1	0	1	0	0	0	0	5.2	5	1	1	1	0	1	8	0	23	87	56
6/9/24 vs. Wichita	0	0	1	0	0	0	0	5.1	2	0	0	0	0	4	6	0	22	91	53
6/27/24 @ Wichita	0	0	1	0	0	0	0	5.0	3	1	1	0	0	3	5	0	21	88	47
3.99 ERA	3	2	7	0	0	0	0	38.1	31	18	17	2	4	19	44	3	166	644	386



## PLAYER

## QUICK NOTES

## CAREER HIGHS (RELIEF)

## 62 JONATHAN BOWLAN

RHP • R/R • 6'4" • 235 lbs • Born: 3/28/1997 (Age 28)  
2018 MLB Draft – Round 2/58<sup>th</sup> (Memphis)  
Born/Resides: Arlington, Tennessee

**2025: Appeared in 7 Cactus League games with Kansas City, pitching to a 5.40 ERA (5 ER in 8.1 IP), with 9 strikeouts ... optioned to Omaha on March 16.**  
✦ Playing his 7th professional season this year, all in the Royals organization, with parts of the last 2 years in Omaha ... has pitched 3 MLB games for Kansas City between **2023** and **2024**.  
✦ Appeared in 1 game for Kansas City across 2 stints in **2024** ... spent most of the year with Omaha, going 12-4 in 35 appearances (16 starts) at Triple-A, finished 2nd in the Royals minor league system in wins behind Ethan Bosackner (13).  
✦ Underwent Tommy John Surgery in June **2021** and made his return in June **2022**, pitching his way up to NW Arkansas (AA) that year.

**4SFB (94.9), SL (84.9), SNK (95.1), CH (87.7), CB (81.0)**

**CONSECUTIVE BATTERS RETIRED: 2 (4/10) SCORELESS STREAK: 0.2 IP (4/10)**

**IP 6.0** 8/25/2019 vs. Down East  
**K 7** 7/2/2023 vs. Iowa  
**BB 4** 7/2/2023 vs. Iowa  
**H 7** 6/15/2023 vs. Frisco  
**ER 4** 6/15/2023 vs. Frisco

## 63 ERIC CERANTOLA

RHP • R/R • 6'5" • 225 lbs • Born: 5/2/2000 (Age 24)  
2021 MLB Draft – Round 5 (Mississippi State)  
Born: Montreal, Quebec • Resides: Oakville, Ontario

**2025: Appeared in 2 Cactus League games with Kansas City, pitching to a 0.00 ERA (0 ER in 2.0 IP), with 1 strikeout ... optioned to Omaha on March 10, opened the year on Omaha's IL ... activated from the IL on April 8.**  
✦ Playing his 5th professional season this year, all in the Royals organization, added to Kansas City's 40-Man Roster in November 2024.  
✦ Between NW Arkansas (AA) and Omaha in **2024**, had 101 strikeouts in 72.2 innings ... one of six minor leaguers to pitch fewer than 75.0 innings while striking out at least 100 batters ... worked 14.0 scoreless innings between May 3 and 16.  
✦ Selected in the 8th round of the 2016 Ontario Hockey League draft but chose to pursue baseball, playing collegiately at Mississippi State.

**SL (85.4), 4SFB (93.5), CH (85.7)**

**CONSECUTIVE BATTERS RETIRED: 1 (4/10) SCORELESS STREAK: 0.1 IP (4/10)**

**NP 94** (2x) Last: 7/2/2023 vs. Iowa  
**IP 4.0** (5x) Last: 5/10/24 vs. Springfield  
**K 10** 4/26/24 @ Tulsa  
**BB 4** (3x) Last: 5/10/24 vs. Springfield  
**H 5** 8/19/23 vs. Beloit  
**ER 3** (2x) Last: 4/30/23 @ Lansing  
**NP 83** 5/10/24 vs. Springfield

## 45 TAYLOR CLARKE

RHP • R/R • 6'4" • 220 lbs • Born: 5/13/1993 (Age 31)  
Minor League Free Agent – 12/12/2024  
Drafted by Arizona – 2015, Round 3 (College of Charleston)  
Born: Ashburn, Virginia • Resides: Phoenix, Arizona

**2025: As a non-roster invite, appeared in 9 Cactus League games with Kansas City, pitching to a 2.00 ERA (2 ER in 9.0 IP) with 6 strikeouts.**  
✦ Playing his 11th professional season this year ... Royals are his 3rd organization, has previously spent time with the Diamondbacks, Royals and Brewers ... pitched 183 MLB games between **2019** and **2023** for Arizona and Kansas City.  
✦ Traded from Kansas City to Milwaukee in December **2023**, opened **2024** on the Brewers' 15-day Injured List (*right knee inflammation*) ... reinstated May 15 and optioned to Nashville (AAA), where he spent the rest of the season ... 15 of 22 appearances in AAA were starts.  
✦ Appeared in 105 games for the Royals between **2022** and **2023**, recording 6 saves and 113 strikeouts in 108.0 innings of work.

**SNK (94.8), SL (87.3), CH (88.2), 4SFB (94.9), SWP (85.5)**

**CONSECUTIVE BATTERS RETIRED: 2 (4/11) SCORELESS STREAK: 0.2 IP (4/11)**

**IP 5.0** 9/16/20 @ LOS ANGELES (AL)  
**K 4** (3x) Last: 6/12/21 vs. LOS ANGELES (AL)  
**BB 3** 8/19/20 @ OAKLAND  
**H 6** 9/16/20 @ LOS ANGELES (AL)  
**ER 5** 7/3/23 @ MINNESOTA  
**NP 72** 9/16/20 @ LOS ANGELES (AL)

## 54 AUSTIN COX

LHP • L/L • 6'4" • 235 lbs • Born: 3/28/1997 (Age 28)  
Minor League Free Agent – 1/3/2025  
Drafted by Kansas City – 2018, Round 5 (Mercer)  
Born: Macon, GA • Resides: Kansas City, MO

**2025: As a non-roster invite, appeared in 6 Cactus League games with Kansas City, going 3-0 with a 4.70 ERA (4 ER in 7.2 IP) and 8 strikeouts.**  
✦ Playing his 7th professional season this year, all in the Royals organization, with parts of the last 4 years in Omaha.  
✦ Between NW Arkansas (AA) and Omaha in **2024**, combined to go 3-1 with a 3.86 ERA (26 ER in 60.2 IP) and 65 strikeouts in 42 games (5 starts), with 38 of them coming for the Storm Chasers.  
✦ In **2023**, appeared in 24 games for the Royals with a 4.54 ERA (18 ER in 35.2 IP) and 33 strikeouts ... has not appeared in the Majors since after suffering a torn ACL and damaged MCL in his left knee on Sept. 8, 2023 after trying to cover first base in a game in Toronto ... began his MLB career by retiring 35 of the first 39 batters he faced across 6 relief outings, allowing only 4 walks.

**4SFB (92.5), CUT (86.2), CH (82.1), CB (79.0), SPL (80.3)**

**CONSECUTIVE BATTERS RETIRED: 2 (4/10) SCORELESS STREAK: 1.0 IP (4/10)**

**IP 7.0** 9/22/22 vs. Iowa  
**K 9** 9/22/22 vs. Iowa  
**BB 3** 7/10/22 vs. Toledo  
**H 7** 5/9/23 @ Scranton/WB  
**ER 5** 9/26/21 vs. Indianapolis  
**NP 100** 9/22/22 vs. Iowa

## 40 JUNIOR FERNANDEZ

RHP • R/R • 6'3" • 230 lbs • Born: 3/2/1997 (Age 28)  
Traded from Boston – 12/20/2024  
Originally signed by St. Louis – 7/3/2014  
Born: Santo Domingo Centro, DR • Resides: Port St. Lucie, FL

**2025: As a non-roster invite, appeared in 6 Cactus League games with Kansas City, pitching to a 9.00 ERA (4 ER in 4.0 IP) with 6 strikeouts.**  
✦ Playing his 12th professional season this year ... Royals are his 5th MLB organization, has previously spent time with the Cardinals, Pirates, Blue Jays, Nationals and in Japan ... pitched 50 MLB games between 2019 and 2022 for STL and PIT.  
✦ Goad a brief stint with the Chiba Lotte Marines of Japan in **2024** ... only logged 2 scoreless appearances (3 H, 3 K, 0 BB) for the Marines before suffering a season-ending injury to his right shoulder.  
✦ Pitched for four levels of the Cardinals organization in **2023**, beginning the year in High-A and making stops in both Double-A and Triple-A, culminating in his Major League debut on August 11 vs. Pittsburgh.

**CH (88.7), 4SFB (97.4), SL (85.9), SNK (97.5)**

**CONSECUTIVE BATTERS RETIRED: 7 (4/9 to 4/11) SCORELESS STREAK: 2.1 IP (4/9 to 4/11)**

**IP 7.0** 8/15/16 vs. Charlotte  
**K 5** (4x) Last: 6/25/19 vs. Nashville  
**BB 4** (5x) Last: 7/14/23 vs. Toledo  
**H 7** (2x) Last: 7/17/16 vs. Brevard County  
**ER 6** 8/28/20 vs. CLEVELAND  
**NP 87** 8/15/16 vs. Charlotte

## 57 ANDREW HOFFMANN

RHP • R/R • 6'5" • 210 lbs • Born: 2/2/2000 (Age 25)  
Traded from Atlanta – 7/11/2022  
Drafted by Atlanta – 2021, Round 12 (Illinois)  
Born: Joliet, IL • Resides: Plainfield, IL

**2025: As a non-roster invite, appeared in 6 Cactus League games with Kansas City, pitching to a 5.87 ERA (5 ER in 7.2 IP) with 12 strikeouts to just 1 walk.**  
✦ Playing his 5th professional season this year ... Royals are his 2nd organization after being drafted by the Braves.  
✦ Spent most of **2024** with Omaha (25 games, 11 starts), also appeared in 1 start for NW Arkansas (AA) and 3 rehab games for the ACL Royals ... made 5 starts for Omaha from March 31-April 16 before being placed on the IL, and returned to Omaha on June 6.  
✦ Struck out 133 batters across 125.1 innings pitched between Northwest Arkansas (87.1 IP) and Omaha (38.0) in **2023**.  
✦ Was acquired by Kansas City with OF Drew Waters and IF CJ Alexander for the No. 35 pick in the 2022 Draft (RHP J.R. Ritchie).

**CH (87.1), 4SFB (95.1), SL (84.4), SNK (89.7)**

**CONSECUTIVE BATTERS RETIRED: 2 (4/10) SCORELESS STREAK: 1.2 IP (4/6 to 4/10)**

**IP 4.0** 6/18/23 vs. Frisco  
**K 4** 9/19/24 @ Louisville  
**BB 3** 8/13/24 vs. Louisville  
**H 8** 6/18/23 vs. Frisco  
**ER 5** (2x) Last: 8/13/24 vs. Louisville  
**NP 77** 6/18/23 vs. Frisco

## 47 CRUZ NORIEGA

RHP • R/R • 6'1" • 175 lbs • Born: 10/1/1997 (Age 27)  
International League Free Agent – 1/30/2018  
Born: Porlamar, Venezuela • Resides: Bolivar, Venezuela

**2025: In his first MLB spring training, appeared in 3 Cactus League games with Kansas City, pitching to a 0.00 ERA (0 ER in 4.0 IP) with 4 strikeouts ... made his Triple-A debut on April 1 vs. LOU but allowed 4 batters to reach without getting an out.**  
✦ Playing his 6th professional season this year, all have come in the Royals organization ... has not yet made his Triple-A debut.  
✦ Spent all of **2024** with NW Arkansas (AA), appearing in a career-best 32 games (9 starts), going 7-4 with a 6.01 ERA (51 ER in 76.1 IP) ... as a reliever, worked a 3.86 ERA (19 ER in 44.1 IP) ... as a starter, pitched to a 9.00 ERA (32 ER in 32.0 IP) ... last 8 outings were starts.  
✦ Named Kansas City's *Carlos Fortuna Award* recipient in **2023**, recognized for his commitment to improving his English speaking abilities both on and off the field ... spent all year with Quad Cities (A+) and went 3-3 with a 3.12 ERA (23 ER in 66.1 IP) over 20 games.

**CH (85.8), 4SFB (94.3), SNK (93.4), SL (84.1), CB (78.0)**

**CONSECUTIVE BATTERS RETIRED: 1 (4/10) SCORELESS STREAK: 0.0 IP**

**IP 4.2** (2x) Last: 6/11/23 vs. Fort Wayne  
**K 6** (3x) Last: 6/11/23 vs. Fort Wayne  
**BB 2** (11x) Last: 7/12/24 @ Frisco  
**H 9** 7/30/19 vs. AZL D-backs  
**ER 5** 7/30/19 vs. AZL D-backs  
**NP 90** 7/30/19 vs. AZL D-backs

## 43 ANTHONY SIMONELLI

RHP • R/R • 6'2" • 200 lbs • Born: 12/23/1998 (Age 26)  
2021 MLB Draft – Round 16 (Virginia Tech)  
Born: Winchester, VA • Resides: Blacksburg, VA

**2025: As a non-roster invite (first MLB spring training), appeared in 5 Cactus League games with Kansas City, pitching to a 7.36 ERA (3 ER in 3.2 IP) with 5 strikeouts.**  
✦ Playing his 5th professional season this year, all have come in the Royals organization.  
✦ Split **2024** between 43 relief appearances for NW Arkansas (AA) and 10 games (1 opener start) with Omaha, combined for a 2.93 ERA (24 ER in 73.2 IP) with a career-high 87 strikeouts ... also threw 8.0 innings without allowing an earned run in the Arizona Fall League.  
✦ Since the start of the 2022 season, he ranks 4th among Royals Minor League pitchers in appearances.

**4SFB (91.5), CUT (87.5), CH (86.6), SWP (83.7)**

**CONSECUTIVE BATTERS RETIRED: 2 (4/9) SCORELESS STREAK: 2.2 IP (4/1 to 4/9)**

**IP 4.2** 4/8/22 @ South Bend  
**K 8** 9/7/21 @ Augusta  
**BB 4** 6/8/23 vs. Fort Wayne  
**H 7** 4/20/22 @ Wisconsin  
**ER 5** (2x) Last: 9/18/24 @ Louisville  
**NP 75** 4/20/22 @ Wisconsin

## 22 EVAN SISK

LHP • L/L • 6'2" • 209 lbs • Born: 4/23/1997 (Age 27)  
Traded from Minnesota – 1/24/2023  
Drafted by St. Louis – 2018, Round 16 (College of Charleston)  
Born: Pineville, N.C. • Resides: Chester, S.C.

**2025: Appeared in 4 Cactus League games with Kansas City, pitching to a 5.40 ERA (2 ER in 3.1 IP), with 4 strikeouts ... optioned to Omaha on March 16.**

✦ Playing his 7th professional season this year ... Royals are his 3rd organization, previously in the Cardinals and Twins systems ... has spent most of the last three years in Triple-A, added to Kansas City's 40-Man Roster in November **2024**.  
✦ Spent all of **2024** with Omaha and was named an International League postseason All-Star, leading all Triple-A pitchers (min. 50 games) in ERA (1.57) and WHIP (1.03) ... led the league in appearances (58), 4th in saves (15).  
✦ One of only two pitchers in all of Minor League Baseball in **2024** to record at least 50 appearances and not allow a home run and enters the **2025** season with an active streak of 69.0 consecutive homerless innings since he last allowed one on August 26, **2023**.

**SNK (91.4), SL (80.4), CUT (88.5), CB (76.9)**

**CONSECUTIVE BATTERS RETIRED: 1 (4/9) SCORELESS STREAK: 4.1 IP (3/28 to 4/9)**

**IP 3.0** (4x) Last: 6/18/21 @ Wichita  
**K 5** (4x) Last: 8/20/21 @ Springfield  
**BB 3** (5x) Last: 6/28/23 vs. Iowa  
**H 5** (3x) Last: 8/12/21 @ Tulsa  
**ER 4** (4x) Last: 8/9/23 vs. Iowa  
**NP 55** 8/20/21 @ Springfield

## 58 JACOB WALLACE

RHP • R/R • 6'1" • 190 lbs • Born: 8/13/1998 (Age 26)  
Traded from Boston – 12/16/2022  
Drafted by Colorado – 2019, Round 3 (Connecticut)  
Born: Lawrence, MA • Resides: Methuen, MA

**2025: Appeared in 4 Cactus League games with Kansas City, pitching to a 0.00 ERA (0 ER in 3.0 IP) with 3 strikeouts.**  
✦ Playing his 6th professional season this year ... Royals are his 3rd organization, previously in the Rockies and Red Sox systems ... has spent most of the last three years in Double-A, made his Triple-A debut with Omaha to begin **2024**.  
✦ Opened **2024** with Omaha and appeared in 3 games out of the bullpen for the Storm Chasers, earned wins in his first 2 career Triple-A appearances ... transferred to NW Arkansas (AA) on April 9 and finished the year in Double-A, his 2nd season with the Nationals ... combined to go 5-4 with a 4.10 ERA (29 ER in 63.2 IP) with 86 strikeouts (2.16 K/9).  
✦ Drafted by Colorado, traded to Boston for OF Kevin Pillar in 2020, then traded to Kansas City for RHP Wyatt Mills in 2022.

**4SFB (94.1), CUT (88.5), SL (83.8), CB (82.5)**

**CONSECUTIVE BATTERS RETIRED: 1 (4/4) SCORELESS STREAK: 0.1 IP (4/4)**

**IP 3.0** 7/12/24 @ Frisco  
**K 5** (3x) Last: 4/20/24 vs. Midland  
**BB 4** (4x) Last: 5/9/23 @ Arkansas  
**H 4** (7x) Last: 6/1/24 @ Tulsa  
**ER 5** 4/29/22 @ Somerset  
**NP 45** 7/5/23 vs. Arkansas



### STORM CHASERS BULLPEN USAGE (PITCH COUNT, LAST THREE WEEKS)

DAY OF WEEK DATE	FRI 3/28	SAT 3/29	SUN 3/30	MON 3/31	TUE 4/1	WED 4/2	THU 4/3	FRI 4/4	SAT 4/5	SUN 4/6	MON 4/7	TUE 4/8	WED 4/9	THU 4/10	FRI 4/11	SAT 4/12	SUN 4/13
62 Bowlan, Jonathan		23				27				35				28			
63 Cerantola, Eric														33			
45 Clarke, Taylor		13					14					25			35		
54 Cox, Austin		8				26		9		20				27			
40 Fernández, Junior					28		22		33				24		20		
57 Hoffmann, Andrew		20					32			18				24			
47 Noriega, Cruz					19			14						49			
43 Simonelli, Anthony	25				16			16					16				
22 Sisk, Evan	12				6		9			12			19				
58 Wallace, Jacob	24					30		25									

RELIEVERS		LAST OUTING							FIRST BATTER		SAVES		INHERITED RUNNERS	
PITCHER		LAST RELIEF OUTING	IP	R	ER	BB	K	P-S	FACED	RETIRED	SV	OPP	IR	SCORED
62	Bowlan, Jonathan	4/10 @ STP	1.0	2	2	1	0	28-17	4	1	0	1	0	0
63	Cerantola, Eric	4/10 @ STP	1.2	1	1	1	1	33-20	1	0	0	0	3	2
45	Clarke, Taylor	4/11 @ STP	2.2	2	2	1	3	35-22	4	2	0	0	4	2
54	Cox, Austin	4/10 @ STP	1.0	0	0	1	3	27-16	5	2	0	0	1	1
40	Fernandez, Junior	4/11 @ STP	2.0	0	0	0	4	20-15	5	3	0	0	3	0
57	Hoffmann, Andrew	4/10 @ STP	1.0	0	0	1	3	24-13	4	3	0	0	2	1
47	Noriega, Cruz	4/10 @ STP	1.2	3	3	2	4	49-29	3	1	0	1	3	3
43	Simonelli, Anthony	4/9 @ STP	1.0	0	0	1	0	16-9	4	3	0	0	4	0
22	Sisk, Evan	4/9 @ STP	1.0	0	0	0	2	19-13	5	5	0	1	3	1
58	Wallace, Jacob	4/4 vs. LOU	1.0	2	0	1	1	25-13	3	1	0	0	1	0
SEASON (INCLUDING INACTIVE)									41	23	1	4	24	10

OMAHA STARTING PITCHER SPLITS						1ST PITCH STRIKES			1-2-3 INNINGS		
PITCHER	GS	W-L	TEAM W-L	R SUPPORT	SUPPORT/9 IP	FPS	TBF	% FPS	TOTAL	POSSIBLE	% 1-2-3
16 Guerrero, Tyson	3	1-2	1-2	10	8.44	24	49	49.0%	6	10	60.0%
56 Champlain, Chandler	3	0-1	1-2	6	4.38	38	63	60.3%	5	12	41.7%
25 Avila, Luinder	2	0-0	0-2	3	2.31	29	44	65.9%	6	11	54.5%
52 Cameron, Noah	2	2-0	2-0	23	18.82	21	42	50.0%	6	11	54.5%
37 Hatch, Thomas	2	0-0	1-1	3	2.79	19	39	48.7%	3	9	33.3%
SEASON (INCLUDING INACTIVE)	12			45	7.55	131	237	55.3%	26	53	49.1%

OMAHA STARTING PITCHER/CATCHER MATCHUPS																																			
PITCHER	BRIAN O'KEEFE							LUKE MAILE							LUCA TRESH							TOTALS													
	GS	W-L	ERA	IP	ER	BB	SO	GS	W-L	ERA	IP	ER	BB	SO	GS	W-L	ERA	IP	ER	BB	SO	GS	W-L	ERA	IP	ER	BB	SO	GS	W-L	ERA	IP	ER	BB	SO
16 Guerrero, Tyson	1	0-1	9.00	4.0	4	1	6	1	1-0	0.00	5.0	0	0	7	1	0-1	16.20	1.2	7	3	3								3	1-2	5.91	10.2	7	4	16
56 Champlain, Chandler	2	0-1	7.71	9.1	8	6	7	1	0-0	21.00	3.0	7	4	4														3	0-1	10.95	12.1	15	10	11	
25 Avila, Luinder															2	0-0	2.31	11.2	3	3	16							2	0-0	2.31	11.2	3	3	16	
52 Cameron, Noah	2	2-0	0.82	11.0	2	4	11																					2	2-0	0.82	11.0	1	4	11	
37 Hatch, Thomas								2	0-0	2.79	9.2	3	2	12														2	0-0	2.79	9.2	3	2	12	
Relievers		0-1	3.86	18.2	8	10	24		2-1	1.56	17.1	5	8	13		0-2	10.54	13.2	17	11	18								2-4	4.89	49.2	27	29	55	
TOTALS	5	2-3	4.40	43.0	21	21	48	4	3-1	3.34	35.0	13	14	36	3	0-3	7.33	27.0	22	17	37							12	5-7	4.80	105.0	56	52	121	
	CS/ATT		1/8	PCT	12.5%			CS/ATT		1/2	PCT	50.0%			CS/ATT		0/9	PCT	0.0%			CS/ATT			PCT			CS/ATT		2/19	PCT	10.5%			

OMAHA CATCHER PITCHING STATS																							
CATCHERS	W	L	ERA	GS	SV	IP	H	R	ER	HR	HB	BB	IBB	SO	WHIP	AVG	WP	GDP	TBF	CS	SB	CS%	PB
33 Brian O'Keefe	2	3	4.40	5	1	43.0	36	22	21	5	4	21	0	48	1.33	.228	3	3	185	1	7	12.5%	0
60 Luke Maile	3	1	3.34	4	0	35.0	29	15	13	4	0	14	0	36	1.23	.223	1	3	145	1	1	50.0%	1
11 Luca Tresh	0	3	7.33	3	0	27.0	39	27	22	2	2	17	0	37	2.07	.322	3	0	141	0	9	0.0%	0

OMAHA STARTERS VS. RELIEVERS								
PITCHING AS	W	L	ERA	IP	R	ER	SO	BB
Starters	3	3	4.72	55.1	34	29	66	23
Relievers	2	4	4.89	49.2	30	27	55	29

## PLAYER

## QUICK NOTES

## CAREER HIGHS

1 HAROLD  
CASTRO

INF • L/R • 6'0" • 190 • Born 11/30/1993 (Age 31)  
Signed as a Minor League Free Agent – 1/18/2025  
Originally signed by Detroit – 1/8/2025  
Born: Caracas, Venezuela • Resides: Fulshear, Texas

**2025:** As a non-roster invite, appeared in 19 Cactus League games with the Royals and hit .333 (16-for-48) with a .870 OPS.  
✦ Playing his 15th professional season this year, his 1st with KC ... Royals are his 3rd organization, has previously spent time with the Tigers and Rockies, and in Mexico ... has played 450 MLB games between 2018 and 2023 with DET and COL.  
✦ Spent 2024 with Toros de Tijuana in the Mexican League, slashing .320/.366/.447 (106-for-331, .813 OPS) in 84 games.  
✦ Has appeared in an MLB game at every defensive position except catcher, led by second base (153 games), shortstop (74), first base (68), third base (53), center field (46), left field (25), right field (14) and pitcher (9) ... is a career .278 (391-for-1406) hitter in 450 MLB games.

## HIT STREAK:

## ON-BASE STREAK:

**2025:** As a non-roster invite, appeared in 16 Cactus League games with the Royals and hit .194 (6-for-31) with a .550 OPS ... hit 2 homers on April 2 vs. LOU, then hit a walk-off homer on April 3 vs. LOU.

✦ Playing his 6th professional season this year, his 2nd with KC ... Royals are his 2nd organization, drafted by the Brewers, traded with RHP Ryan Brady in exchange for now-Omaha teammate RHP Taylor Clarke on December 14, 2023.  
✦ Spent all of 2024 with Omaha, tied 9th in the league in RBI (77) ... ranked 2nd on the Chasers in HR (19), 2nd in H (117) and 3rd in XBH (48) ... made 122 starts at SS, 3rd-most of any player at a single position in the Minors ... 62 of 77 RBI coming 8th or 9th in the order.  
✦ Spent 2023 with the Nashville Sounds (AAA), hitting .297 (91-for-336) with a .823 OPS ... 2022 MiLB Organization All-Star with the Brewers.

## HIT STREAK:

## ON-BASE STREAK:

**2025:** Appeared in 10 Cactus League games with the Royals and hit .294 (5-for-17) with a .862 OPS ... optioned to Omaha on March 10.

✦ Playing his 5th professional season this year, all in the Royals organization ... played 5 MLB games with KC in 2024.  
✦ Spent most of 2024 with the Chasers, also played 3 MLB games with the Royals, made his MLB debut 8/25 vs. PHI ... tied 2nd on Omaha in BB (53) and tied 4th in H (108) ... improved his average 69 points 1st half to 2nd half (.215 to .284), raising his OPS 166 points (.675 to .841).  
✦ Spent all of 2023 with Omaha and led the Storm Chasers in HR (16), RBI (71), H (120), 2B (28), XBH (46), TB (200), R (69) and BB (81).

HIT STREAK: 2 Games (4/4 to 4/6) .375 (3-for-8), 1 3B, 1 HR

ON-BASE STREAK: 2 Games (4/4 to 4/6) .375 (3-for-8), 1 BB

**2025:** Signed a Minor League deal with Baltimore on December 31, 2024 and appeared in 13 Grapefruit League games with the Orioles ... opened the season with Norfolk (AAA) and went 4-for-13 (.308) in 4 games ... traded to Kansas City for Cash on April 5.

✦ Playing his 11th professional season this year, 1st with KC ... Royals are his 4th organization, has spent time with the Twins, Marlins and Orioles ... has played 340 MLB games since 2021 with Minnesota and Miami.  
✦ Traded from the Twins to the Marlins on February 11, 2024 for LHP Steven Okert ... opened the regular season in the Major Leagues with Miami and hit .227 in 95 MLB games ... DFA'd on August 5, sent outright to Jacksonville (AAA) and hit .263 in 23 Triple-A games.  
✦ Father Tom Gordon pitched for Omaha in 1986 and 1988, pitched 21 years in MLB ... brother Dee Strange-Gordon played 11 MLB seasons.

## HIT STREAK:

## ON-BASE STREAK:

**2025:** Appeared in 16 Cactus League games with the Royals and hit .382 (3-for-34) with a 1.052 OPS ... optioned to Omaha on March 25.

✦ Playing his 5th professional season this year, all have come in the Royals organization ... has played 76 MLB games with Kansas City between 2023 and 2024 ... made his MLB debut on September 1, 2023 vs. Boston.  
✦ Made his first MLB Opening Day roster in 2024 and appeared in 57 big league games for Kansas City over three stints ... reached base in 53 of 58 games with Omaha ... batting average was at or above .300 after 51 of 58 games he played ... hit safely in 18 consecutive games, between May 14 and August 10, a streak that spanned parts of two stints, with two months in the big leagues in between.

HIT STREAK: 2 Games (4/10 to 4/11) .286 (2-for-7)

ON-BASE STREAK: 12 Games (3/28 to 4/11) .275 (11-for-40), 13 BB

**2025:** As a non-roster invite, appeared in 10 Cactus League games with the Royals and hit .333 (7-for-21) with a .962 OPS ... opted out of his contract and was released on March 23, re-signed with KC on March 25 ... hit a go-ahead grand slam March 29 @ IOW.

✦ Playing his 13th professional season this year, 1st with KC ... Royals are his 7th organization, has spent time with the Rays, Blue Jays, Pirates, Brewers, Guardians and Reds ... has played 440 MLB games since 2015 with TB, TOR, MIL, CLE and CIN.  
✦ Spent nearly all 2024 in the big leagues and appeared in 55 games with the Reds, including 49 games (44 starts) at catcher and 3 games at pitcher ... recognized with the Cincinnati Reds' Joe Nuxhall Good Guy Award ... spent 2 games with Louisville (AAA) while on rehab.

## HIT STREAK:

## ON-BASE STREAK:

**2025:** As a non-roster invite, appeared in 14 Cactus League games with the Royals and hit .217 (5-for-23) with a .656 OPS.

✦ Playing his 11th professional season this year, his 2nd with KC ... Royals are his 4th organization, has previously spent time with the Cardinals, Mariners and Twins ... played 10 MLB games with Seattle between 2022 and 2023.  
✦ Spent 2024 Spring Training with Minnesota, released March 27 and signed with the Royals April 1 ... reached base in 56 of 70 games with the Storm Chasers (80%) ... had career-best 22-game on-base streak June 11 to July 31 (.483 OBP) ... tied career-best with a 12-game hit streak June 30 to July 27 (.432 AVG ... started at C and hit 4th for all 4 of Omaha's postseason games and went 6-for-18 with 4 HR and 9 RBI.

## HIT STREAK:

## ON-BASE STREAK:

**2025:** Appeared in 15 Cactus League games with the Royals and hit .200 (6-for-30) with a .684 OPS ... sent outright to Omaha on March 23.

✦ Playing his 8th professional season this year, all in the Royals organization ... played 145 MLB games with Kansas City between 2022 and 2023 ... in 2021, was awarded a Minor League Rawlings Gold Glove at first base ... selected to All-Star Futures Game in 2021 & 2022.  
✦ Spent most of 2024 in Omaha, hitting .242 (104-for-429) with a .734 OPS in 115 games ... tied 2nd on the Storm Chasers in BB (53), tied 2nd in RBI (61), 3rd in R (70) and tied 4th in HR (16) ... on the MLB roster from June 11-13, his lone MLB appearance of the year came on June 11 vs. the Yankees, when he pitched a 1-2-3 9th inning, with a strikeout of Jahmai Jones.

## HIT STREAK:

## ON-BASE STREAK:

**2025:** As a non-roster invite, appeared in 16 Cactus League games with the Royals and hit .290 (9-for-31) with a .726 OPS ... has hit leadoff home runs April 1 vs. LOU and April 4 vs. LOU.

✦ Playing his 6th professional season this year, all have come in the Royals organization.  
✦ Spent all of 2024 with Omaha and ranked 1st in the IL in R (93), 2nd in XBH (58), 4th in TB (234), tied 4th in 2B (32), tied 11th in H (129) ... led Chasers with career-best 21 HR, also led the team in BB (65), 3rd in SB (17) ... had hits in a team-best 90 games ... hit leadoff in 112 of Omaha's 148 games, most starts of any Storm Chaser at one spot in the batting order ... made at least 25 starts at all 3 outfield position.  
✦ Among Royals Minor Leaguers over the last four years (since 2021), leads the system in RBI, tied 1st in hits ... is 2nd in G, 2B, HR, R & BB.

HIT STREAK: 4 Games (4/8 to 4/11) .412 (7-for-17), 1 2B, 1 3B

ON-BASE STREAK: 4 Games (4/8 to 4/11) .412 (7-for-17), 1 BB

**2025:** As a non-roster invite, appeared in 12 Cactus League games with the Royals and hit .235 (4-for-17) with a .703 OPS ... made his Triple-A debut April 1 vs. LOU, hit a home run in his 3rd at-bat of the game.

✦ For a second straight year, spend the entire 2024 season at NW Arkansas (AA) and slashed .250/.323/.429 (88-for-352) across 97 games (66 starts at catcher, 28 starts at DH) ... tied a career-high with a 9-game hitting streak, June 22 to July 4.  
✦ Split 2022 between Quad Cities (A+) and NW Arkansas (AA), recognized as a Royals MiLB.com Organization All-Star at catcher.  
✦ Over the last three years (2022-24), ranks 3rd among Royals Minor Leaguers in RBI, tied 5th in home runs.

## HIT STREAK:

## ON-BASE STREAK:

**2025:** Appeared in 12 Cactus League games with the Royals and hit .208 (5-for-24) with a .595 OPS ... sent outright to Omaha on March 23.

✦ Playing his 8th professional season this year, his 3rd with KC ... Royals are his 2nd organization, drafted by the Cubs ... has played 194 MLB games between Chicago (NL) and Kansas City between 2022 and 2024.  
✦ Made his first MLB Opening Day roster in 2024 with Kansas City, but hit .200 (41-for-205) with a .640 over 64 games, optioned to Omaha on June 24 to finish his season ... in 56 games with the Storm Chasers, hit .239 (45-for-188) with a .771 OPS ... had 2nd-best walk-to-strikeout ratio on Omaha (34 BB to 47 K, 0.72 BB/K) ... hit .284 (27-for-95) when playing LF, compared to a .194 average (19-for-93) as a DH.

## HIT STREAK:

## ON-BASE STREAK:

**2025:** Appeared in a team-best 22 Cactus League games with the Royals and hit .263 (10-for-38) with a .838 OPS ... optioned to Omaha on March 25.

✦ Playing his 5th professional season this year, 1st with KC ... Royals are his 3rd organization, has spent time with the Brewers and Reds ... has played 153 MLB games between 2023 and 2024 with Milwaukee and Cincinnati.  
✦ Appeared in games for four different teams in 2024, beginning the year in the Brewers organization with the Nashville Sounds (AAA) and ending the year in the Reds organization with the Louisville Bats (AAA) ... appeared in Major League games with Milwaukee and Cincinnati ... hit .224 (66-for-295) with a .663 OPS over 83 Triple-A games and hit .154 (4-for-26) with a .368 OPS in 21 MLB games.

## HIT STREAK:

## ON-BASE STREAK:

HIT STREAK: 2 Games (4/10 to 4/11) .125 (1-for-8), 1 BB

ON-BASE STREAK: 2 Games (4/10 to 4/11) .125 (1-for-8), 1 BB

H 4 (8x) Last: 4/23/22 vs. COLORADO

R 4 7/23/11 @ VSL Phillies

HR 2 5/25/22 @ MINNESOTA

RBI 5 (2x) Last: 8/28/22 @ TEXAS

BB 3 9/16/23 vs. SAN FRANCISCO

SB 3 (3x) Last: 4/18/15 @ Bowie

H 4 (2x) Last: 8/31/24 vs. St. Paul

R 3 (5x) Last: 7/13/24 vs. Toledo

HR 2 (5x) Last: 4/2/25 vs. Louisville

RBI 6 8/31/24 vs. St. Paul

BB 3 (5x) Last: 7/22/23 vs. Jacksonville

SB 3 7/22/19 vs. AZL Athletics Gold

H 4 (5x) Last: 6/18/24 vs. Louisville

R 4 (2x) Last: 7/17/22 @ Corpus Christi

HR 2 (2x) Last: 6/29/22 @ Amarillo

RBI 6 6/2/21 vs. Beloit

BB 3 (8x) Last: 9/12/23 vs. Indianapolis

SB 2 9/17/23 vs. Indianapolis

H 5 (2x) Last: 8/14/17 @ Birmingham

R 4 8/24/15 vs. Peoria

HR 1 (52x) Last: 9/3/24 @ Louisville

RBI 6 8/30/22 vs. BOSTON

BB 3 (3x) Last: 7/5/19 @ Scranton/WB

SB 2 (10x) Last: 5/29/24 @ SAN DIEGO

H 5 8/1/21 vs. Beloit

R 4 (3x) Last: 7/6/23 @ ACL Cubs

HR 1 (48x) Last: 8/17/24 vs. Louisville

RBI 5 4/22/22 @ Frisco

BB 3 (6x) Last: 9/3/24 @ Memphis

SB 2 (2x) Last: 6/10/22 @ Tulsa

H 5 7/23/12 vs. Staten Island

R 3 (4x) Last: 5/23/22 @ HOUSTON

HR 2 5/11/18 vs. BOSTON

RBI 5 (2x) Last: 3/29/25 @ Iowa

BB 3 (4x) Last: 9/24/21 vs. Columbus

SB 1 (23x) Last: 6/22/24 vs. BOSTON

H 4 (4x) Last: 4/2/23 vs. Oklahoma City

R 4 6/28/18 vs. Bradenton

HR 3 7/2/22 vs. Salt Lake

RBI 6 6/9/21 @ Springfield

BB 4 8/19/21 @ Sacramento

SB 1 (18x) 6/28/23 vs. Salt Lake

H 4 (3x) Last: 8/30/22 @ CHICAGO (AL)

R 4 (3x) Last: 4/30/22 vs. Toledo

HR 3 5/21/21 @ Springfield

RBI 6 5/21/21 @ Springfield

BB 3 (12x) Last: 9/26/22 @ St. Paul

SB 2 (4x) Last: 4/14/24 vs. Gwinnett

H 4 (5x) Last: 8/9/24 vs. Iowa

R 5 4/18/23 vs. Amarillo

HR 3 4/18/23 vs. Amarillo

RBI 6 4/18/23 vs. Amarillo

BB 3 (4x) Last: 5/30/24 @ Indianapolis

SB 3 8/22/21 @ South Bend

H 4 6/21/22 @ Wisconsin

R 4 4/24/22 @ Wisconsin

HR 2 (2x) Last: 6/25/24 @ Wichita

RBI 5 4/16/23 @ Wichita

BB 5 5/23/23 @ Tulsa

SB 1 (5x) Last: 5/23/23 @ Tulsa

H 4 (4x) Last: 4/20/22 vs. Rocket City

R 4 7/21/23 vs. Indianapolis

HR 2 (11x) Last: 9/12/24 vs. Toledo

RBI 5 (5x) Last: 7/22/22 @ PHILADELPHIA

BB 3 (4x) Last: 3/29/25 @ Iowa

SB 2 (7x) Last: 8/5/23 @ Louisville

H 4 (7x) Last: 7/3/24 @ Memphis

R 4 9/17/21 @ Great Lakes

HR 2 (5x) Last: 6/7/23 vs. Baltimore

RBI 6 8/6/21 vs. Kannapolis

BB 3 (4x) Last: 7/26/24 vs. Charlotte

SB 3 (3x) Last: 4/8/25 @ St. Paul

24 CAM  
DEVANNEY

INF • R/R • 6'1" • 195 • Born 4/13/1997 (Age 27)  
Traded from Milwaukee – 12/14/2023  
Drafted by Milwaukee – 2019, Round 15 (Elong)  
Born: Nashua, NH • Resides: Hudson, NH

## HIT STREAK:

## ON-BASE STREAK:

**2025:** As a non-roster invite, appeared in 16 Cactus League games with the Royals and hit .194 (6-for-31) with a .550 OPS ... hit 2 homers on April 2 vs. LOU, then hit a walk-off homer on April 3 vs. LOU.

✦ Playing his 6th professional season this year, his 2nd with KC ... Royals are his 2nd organization, drafted by the Brewers, traded with RHP Ryan Brady in exchange for now-Omaha teammate RHP Taylor Clarke on December 14, 2023.  
✦ Spent all of 2024 with Omaha, tied 9th in the league in RBI (77) ... ranked 2nd on the Chasers in HR (19), 2nd in H (117) and 3rd in XBH (48) ... made 122 starts at SS, 3rd-most of any player at a single position in the Minors ... 62 of 77 RBI coming 8th or 9th in the order.  
✦ Spent 2023 with the Nashville Sounds (AAA), hitting .297 (91-for-336) with a .823 OPS ... 2022 MiLB Organization All-Star with the Brewers.

## HIT STREAK:

## ON-BASE STREAK:

**2025:** Appeared in 10 Cactus League games with the Royals and hit .294 (5-for-17) with a .862 OPS ... optioned to Omaha on March 10.

✦ Playing his 5th professional season this year, all in the Royals organization ... played 5 MLB games with KC in 2024.  
✦ Spent most of 2024 with the Chasers, also played 3 MLB games with the Royals, made his MLB debut 8/25 vs. PHI ... tied 2nd on Omaha in BB (53) and tied 4th in H (108) ... improved his average 69 points 1st half to 2nd half (.215 to .284), raising his OPS 166 points (.675 to .841).  
✦ Spent all of 2023 with Omaha and led the Storm Chasers in HR (16), RBI (71), H (120), 2B (28), XBH (46), TB (200), R (69) and BB (81).

HIT STREAK: 2 Games (4/4 to 4/6) .375 (3-for-8), 1 3B, 1 HR

ON-BASE STREAK: 2 Games (4/4 to 4/6) .375 (3-for-8), 1 BB

**2025:** Signed a Minor League deal with Baltimore on December 31, 2024 and appeared in 13 Grapefruit League games with the Orioles ... opened the season with Norfolk (AAA) and went 4-for-13 (.308) in 4 games ... traded to Kansas City for Cash on April 5.

✦ Playing his 11th professional season this year, 1st with KC ... Royals are his 4th organization, has spent time with the Twins, Marlins and Orioles ... has played 340 MLB games since 2021 with Minnesota and Miami.  
✦ Traded from the Twins to the Marlins on February 11, 2024 for LHP Steven Okert ... opened the regular season in the Major Leagues with Miami and hit .227 in 95 MLB games ... DFA'd on August 5, sent outright to Jacksonville (AAA) and hit .263 in 23 Triple-A games.  
✦ Father Tom Gordon pitched for Omaha in 1986 and 1988, pitched 21 years in MLB ... brother Dee Strange-Gordon played 11 MLB seasons.

## HIT STREAK:

## ON-BASE STREAK:

**2025:** Appeared in 16 Cactus League games with the Royals and hit .382 (3-for-34) with a 1.052 OPS ... optioned to Omaha on March 25.

✦ Playing his 5th professional season this year, all have come in the Royals organization ... has played 76 MLB games with Kansas City between 2023 and 2024 ... made his MLB debut on September 1, 2023 vs. Boston.  
✦ Made his first MLB Opening Day roster in 2024 and appeared in 57 big league games for Kansas City over three stints ... reached base in 53 of 58 games with Omaha ... batting average was at or above .300 after 51 of 58 games he played ... hit safely in 18 consecutive games, between May 14 and August 10, a streak that spanned parts of two stints, with two months in the big leagues in between.

HIT STREAK: 2 Games (4/10 to 4/11) .286 (2-for-7)

ON-BASE STREAK: 12 Games (3/28 to 4/11) .275 (11-for-40), 13 BB

**2025:** As a non-roster invite, appeared in 10 Cactus League games with the Royals and hit .333 (7-for-21) with a .962 OPS ... opted out of his contract and was released on March 23, re-signed with KC on March 25 ... hit a go-ahead grand slam March 29 @ IOW.

✦ Playing his 13th professional season this year, 1st with KC ... Royals are his 7th organization, has spent time with the Rays, Blue Jays, Pirates, Brewers, Guardians and Reds ... has played 440 MLB games since 2015 with TB, TOR, MIL, CLE and CIN.  
✦ Spent nearly all 2024 in the big leagues and appeared in 55 games with the Reds, including 49 games (44 starts) at catcher and 3 games at pitcher ... recognized with the Cincinnati Reds' Joe Nuxhall Good Guy Award ... spent 2 games with Louisville (AAA) while on rehab.

## HIT STREAK:

## ON-BASE STREAK:

**2025:** As a non-roster invite, appeared in 14 Cactus League games with the Royals and hit .217 (5-for-23) with a .656 OPS.

✦ Playing his 11th professional season this year, his 2nd with KC ... Royals are his 4th organization, has previously spent time with the Cardinals, Mariners and Twins ... played 10 MLB games with Seattle between 2022 and 2023.  
✦ Spent 2024 Spring Training with Minnesota, released March 27 and signed with the Royals April 1 ... reached base in 56 of 70 games with the Storm Chasers (80%) ... had career-best 22-game on-base streak June 11 to July 31 (.483 OBP) ... tied career-best with a 12-game hit streak June 30 to July 27 (.432 AVG ... started at C and hit 4th for all 4 of Omaha's postseason games and went 6-for-18 with 4 HR and 9 RBI.

## HIT STREAK:

## ON-BASE STREAK:

**2025:** Appeared in 15 Cactus League games with the Royals and hit .200 (6-for-30) with a .684 OPS ... sent outright to Omaha on March 23.

✦ Playing his 8th professional season this year, all in the Royals organization ... played 145 MLB games with Kansas City between 2022 and 2023 ... in 2021, was awarded a Minor League Rawlings Gold Glove at first base ... selected to All-Star Futures Game in 2021 & 2022.  
✦ Spent most of 2024 in Omaha, hitting .242 (104-for-429) with a .734 OPS in 115 games ... tied 2nd on the Storm Chasers in BB (53), tied 2nd in RBI (61), 3rd in R (70) and tied 4th in HR (16) ... on the MLB roster from June 11-13, his lone MLB appearance of the year came on June 11 vs. the Yankees, when he pitched a 1-2-3 9th inning, with a strikeout of Jahmai Jones.

## HIT STREAK:

## ON-BASE STREAK:

**2025:** As a non-roster invite, appeared in 16 Cactus League games with the Royals and hit .290 (9-for-31) with a .726 OPS ... has hit leadoff home runs April 1 vs. LOU and April 4 vs. LOU.

## SO NICE, THEY DID IT TWICE (OR MORE)

PLAYER	MULTI-HIT GAMES					MULTI-RBI GAMES					MULTI-RUN GAMES					MULTI-BB GAMES					MULTI-K GAMES					MULTI-SB GAMES				
	2	3	4	5+	T	2	3	4	5+	T	2	3	4	5+	T	2	3	4	5+	T	2	3	4	5+	T	2	3	4	5+	T
1 Castro, Harold	1	-	-	-	1	-	-	-	-	-	-	1	-	-	1	-	-	-	-	-	3	-	-	-	3	-	-	-	-	-
24 Devanney, Cam	4	-	-	-	4	1	-	1	-	2	-	1	-	-	1	1	-	-	-	1	2	1	-	-	3	-	-	-	-	-
28 Gentry, Tyler	1	-	-	-	1	1	-	-	-	1	-	-	-	-	-	-	-	-	-	-	1	-	-	-	1	-	-	-	-	-
0 Gordon, Nick	-	-	-	-	-	-	-	-	-	-	-	-	-	-	-	-	-	-	-	-	-	-	1	-	1	-	-	-	-	-
12 Loftin, Nick	1	1	-	-	2	-	1	-	-	1	-	-	-	-	-	3	-	-	-	3	1	-	-	-	1	-	-	-	-	-
60 Maile, Luke	1	-	1	-	2	-	-	-	1	1	1	-	-	-	1	-	-	-	-	-	3	-	-	-	3	-	-	-	-	-
33 O'Keefe, Brian	1	-	-	-	1	-	-	-	-	-	-	-	-	-	-	-	1	-	-	1	2	-	-	-	2	-	-	-	-	-
32 Pratto, Nick	-	-	-	-	-	-	-	-	-	-	1	-	-	-	1	-	-	-	-	-	1	-	1	-	2	-	-	-	-	-
2 Rave, John	2	1	-	-	3	2	-	-	-	2	-	2	-	-	2	1	-	-	-	1	3	1	-	-	4	1	-	-	-	1
11 Tresh, Luca	1	-	-	-	1	-	-	-	-	-	-	-	-	-	-	-	-	-	-	-	1	1	-	-	2	-	-	-	-	-
17 Velázquez, Nelson	1	-	-	-	1	1	-	-	-	1	-	-	-	-	-	-	1	-	-	1	3	-	-	-	3	-	-	-	-	-
19 Wiemer, Joey	-	-	-	-	-	-	-	-	-	-	2	-	-	-	2	1	-	-	-	1	4	-	-	-	4	-	1	-	-	1
Groshans, Jordan	1	-	-	-	1	-	-	-	-	-	1	-	-	-	1	-	-	-	-	-	-	-	-	-	-	-	-	-	-	-
Tolbert, Tyler	-	-	-	-	-	-	-	-	-	-	-	-	-	-	-	-	-	-	-	-	-	1	-	-	1	1	-	-	-	1
Waters, Drew	-	2	1	-	3	1	-	-	1	2	1	-	-	-	1	1	-	-	-	1	-	1	-	-	1	1	-	-	-	1
TEAM TOTALS	14	4	2	0	20	6	1	1	2	10	6	4	0	0	10	7	2	0	0	9	24	5	2	0	31	3	1	0	0	4

## OMAHA HITTING STREAKS

PLAYER	CURRENT	LONGEST	DATES/RESULTS (OF LONGEST)									
			START	END	AVG	2B	3B	HR	RBI	OPS		
1 Castro, Harold	-	5	4/2	4/6	.333 (6-18)	1	0	1	1	1.011		
24 Devanney, Cam	-	5	3/29	4/4	.529 (9-17)	1	0	4	8	1.913		
28 Gentry, Tyler	2	2	4/4	4/6	.375 (3-8)	0	1	1	3	1.400		
0 Gordon, Nick	-	2	4/9	4/10	.333 (2-6)	0	0	0	1	.833		
12 Loftin, Nick	2	2 (4x)	4/10	4/11	.286 (2-7)	0	0	0	0	.661		
60 Maile, Luke	-	2 (2x)	4/6	4/9	.250 (2-8)	1	0	0	1	.625		
33 O'Keefe, Brian	-	3	3/28	4/2	.333 (4-12)	0	0	0	0	.666		
32 Pratto, Nick												
2 Rave, John	4	4	4/8	4/11	.412 (7-17)	1	1	0	4	1.009		
11 Tresh, Luca												
17 Velázquez, Nelson												
19 Wiemer, Joey	-	3	3/28	4/1	.273 (3-11)	0	0	1	2	.930		

## OMAHA ON-BASE STREAKS

	CURRENT	LONGEST	DATES/RESULTS (OF LONGEST)									
			START	END	AVG	2B	HR	BB	HBP	OBP		
	-	5	4/2	4/6	.333 (6-18)	1	1	3	1	.455		
	-	5	3/29	4/4	.529 (9-17)	1	4	3	1	.619		
	2	2	4/4	4/6	.375 (3-8)	0	1	1	0	.400		
	-	2	4/9	4/10	.333 (2-6)	0	0	2	0	.500		
	12	12	3/28	4/11	.275 (11-40)	2	0	13	0	.444		
	-	5	3/29	4/9	.368 (7-19)	1	1	2	1	.455		
	2	4	3/28	4/4	.250 (4-16)	0	0	1	0	.294		
	2	3	3/28	4/3	.222 (4-18)	2	1	5	0	.391		
	4	5	3/28	4/2	.267 (4-15)	2	1	4	0	.421		
	-	3	4/1	4/9	.300 (3-10)	0	1	1	0	.364		
	4	4	4/8	4/11	.231 (3-13)	0	1	2	0	.313		
	2	8	3/28	4/8	.179 (5-28)	0	1	6	1	.333		

BOLD indicates longest streak in 2025 among active players

Blue indicates career-best streak

Italics indicates longest personal streak in 2025 is active

## STORM CHASERS BATTERS VS ST. PAUL

PLAYER	2025													CAREER													vs. RANDY DOBNAK (CAREER)																
	G	AB	H	HR	RBI	2B	3B	SO	BB	IBB	AVG	OBP	SLG	G	AB	H	HR	RBI	2B	3B	SO	BB	IBB	AVG	OBP	SLG	G	AB	H	HR	RBI	2B	3B	SO	BB	IBB	AVG	OBP	SLG				
36 Castro, Harold	2	7	1	0	1	1	0	3	0	0	.143	.143	.286	2	7	1	0	1	1	0	3	0	0	.143	.143	.286																	
24 Devanney, Cam	3	9	2	0	1	2	0	4	1	0	.222	.364	.444	25	86	22	3	18	6	0	34	7	0	.256	.337	.430	4	7	1	0	0	0	0	2	1	0	.143	.333	.143				
28 Gentry, Tyler														26	88	27	1	12	4	1	25	13	0	.307	.398	.409	5	10	4	0	0	0	0	1	2	0	.400	.500	.400				
0 Gordon, Nick	2	6	2	0	1	0	0	1	2	0	.333	.500	.333	2	6	2	0	1	0	0	1	2	0	.333	.500	.333																	
12 Loftin, Nick	3	9	2	0	0	0	0	2	3	0	.222	.417	.222	34	122	29	7	20	2	0	26	21	0	.238	.358	.426	6	12	2	2	3	0	0	3	0	0	.167	.231	.667				
60 Maile, Luke	2	8	1	0	0	0	0	2	0	0	.125	.125	.125	2	8	1	0	0	0	0	2	0	0	.125	.125	.125																	
33 O'Keefe, Brian	1	3	0	0	0	0	0	2	1	0	.000	.250	.000	7	21	4	1	4	1	0	8	2	0	.190	.261	.381	1	3	0	0	0	0	0	1	0	0	.000	.000	.000				
32 Pratto, Nick	2	7	0	0	0	0	0	5	1	0	.000	.125	.000	44	157	28	7	23	5	0	60	32	0	.178	.321	.344	4	9	0	0	0	0	0	5	1	0	.000	.100	.000				
2 Rave, John	3	12	4	0	2	0	1	5	1	0	.333	.357	.500	30	120	27	2	12	5	2	32	12	2	.225	.299	.350	6	15	5	0	3	1	0	2	1	0	.333	.412	.400				
11 Tresh, Luca	2	7	2	0	0	0	0	4	0	0	.286	.286	.286	2	7	2	0	0	0	0	4	0	0	.286	.286	.286																	
17 Velázquez, Nelson	3	10	3	1	3	0	0	1	1	0	.300	.333	.600	37	142	34	6	24	9	0	45	11	0	.239	.297	.430	6	11	3	0	5	1	0	1	1	0	.273	.333	.364				
19 Wiemer, Joey	3	11	2	0	1	0	0	3	2	0	.182	.308	.182	9	32	9	1	4	1	0	8	7	0	.281	.410	.406	1	1	1	0	0	0	0	0	1	0	1.000	1.000	1.000				

## PINCH-HITTING LOG (1-FOR-4)

#	DATE	INNING	PINCH HITTER	HITTING FOR	RESULT
1.	3/28 @ Iowa	▲ 9	Harold Castro	Cam Devanney	Groundout (4-3)
2.	4/3 vs. Louisville	▼ 9	Jordan Groshans	Nick Pratto	Single
3.	4/6 vs. Louisville	▼ 9	John Rave	Luke Maile	Lineout (L6)
4.	4/6 vs. Louisville	▼ 9	Brian O'Keefe	Luca Tresh	Flyout (F9)

#	DATE	INNING	PINCH HITTER	HITTING FOR	RESULT



AFTER-INNING RECORDS				
	LEADING	TRAILING	TIED	
AFTER 1 INNING	1-1	1-3	3-3	
AFTER 2 INNINGS	1-1	2-5	2-1	
AFTER 3 INNINGS	2-1	1-5	2-1	
AFTER 4 INNINGS	2-1	1-4	2-2	
AFTER 5 INNINGS	4-1	1-4	0-2	
AFTER 6 INNINGS	4-0	1-6	0-1	
AFTER 7 INNINGS	4-1	0-5	1-1	
AFTER 8 INNINGS	4-1	0-6	1-0	
TOTAL INNINGS...	LEADING 34 (31.2%)	TRAILING 52 (47.7%)	TIED 23 (21.1%)	

OMAHA BIG INNINGS		
DATE	INNING	RUNS

SCORE BY INNINGS														
REGULAR SEASON	1	2	3	4	5	6	7	8	9	10	11	12	TOTAL	
STORM CHASERS	4	3	5	10	14	9	3	8	3	2			61	
OPPONENTS	6	14	3	11	3	11	2	5	5	4			64	
Difference	-2	-11	2	-1	11	-2	1	3	-2	-2			-3	
VS. ST. PAUL	1	2	3	4	5	6	7	8	9	10	11	12	TOTAL	
STORM CHASERS	0	1	0	4	3	4	0	1	0				13	
SAINTS	2	6	2	6	1	3	0	2	0				22	
vs. St. Paul Difference	-2	-5	-2	-2	2	1	0	-1	0				-9	

MULTI-RUN INNINGS											
	2 RUNS	3 RUNS	4 RUNS	5 RUNS	6 RUNS	7 RUNS	8 RUNS	9 RUNS	10+	TOTAL	
STORM CHASERS	7	2	4	1	-	-	-	-	-	14	
OPPONENTS	12	3	2	-	1	-	-	-	-	18	

RECORD BY RUNS SCORED/ALLOWED														
RUNS	0	1	2	3	4	5	6	7	8	9	10	11	12	13+
SCORED	0-1	0-0	0-2	1-2	0-2	1-0	0-0	0-0	1-0	0-0	0-0	0-0	2-0	0-0
ALLOWED	1-0	0-0	1-0	1-1	0-1	0-0	1-2	1-2	0-0	0-0	0-0	0-0	0-0	0-1

RECORD BY MARGIN OF VICTORY/DEFEAT										
1 RUN	2 RUNS	3 RUNS	4 RUNS	5 RUNS	6 RUNS	7 RUNS	8 RUNS	9 RUNS	10+ RUNS	
0-1	1-2	1-1	0-2	1-0	2-0	0-0	0-0	0-1	0-0	

EXTRA-INNING GAMES (0 WINS, 1 LOSS)							
GAME #	DATE	OPPONENT	FINAL SCORE	INNINGS	WIN	LOSS	SAVE
8	April 6	vs. Louisville	L, 7-5	10	Lyon Richardson	Austin Cox	-
EXTRA-INNING SCORING							
Louisville scores 4 in 10th, Omaha scores 2							

Bold Indicates Omaha Extra-Inning Win

WALK-OFF TRACKER (1 FOR, 0 AGAINST)									
GAME #	DATE	OPPONENT	FINAL (INNING)	PLAYER	WINNING RUN	PITCHER	HOW	OUTS COUNT	
5	April 3	vs. Louisville	W, 5-3 (9)	Cam Devanney	Harold Castro	Alan Busenitz	2-Run Home Run to LCF	2	0-2

Bold Indicates Omaha Walk-Off Win

STORM CHASERS EJECTIONS (1)				
DATE	INNING	WHO (POSITION) / # IN 2025	WHY	UMPIRE (POSITION)
1. April 11 @ St. Paul	▼ 7	Mike Jirschele (Manager) / 1st	Double Play Call at 1st Base	Louie Krupa (1st Base Umpire / CC)

## HOME RUN BREAKDOWN

		Runners On				Splits				Score		Record	Statcast Max		Last
Player	Total	0	1	2	3	VL	VR	Home	Away	Tied Game	Go Ahead	Team W-L	EV (MPH)	Distance (ft)	Last Hr
24 Cam Devanney	4	2	1	1	-	-	4	3	1	1	1	3-1	107.5	408	4/3 vs. LOU
2 John Rave	2	2	-	-	-	2	-	2	-	-	2	1-1	106.7	413	4/4 vs. LOU
8 Drew Waters	2	-	1	1	-	-	2	2	-	-	1	2-1	101.5	276	4/3 vs. LOU
17 Nelson Velázquez	1	-	1	-	-	-	1	-	1	-	-	0-1	101.3	375	4/10 @ STP
28 Tyler Gentry	1	-	1	-	-	-	1	1	-	-	-	0-1	101.1	-	4/6 vs. LOU
1 Harold Castro	1	1	-	-	-	1	-	1	-	1	-	0-1	104.3	420	4/6 vs. LOU
11 Luca Tresh	1	1	-	-	-	1	-	1	-	1	-	0-1	107.8	408	4/1 vs. LOU
19 Joey Wiemer	1	1	-	-	-	1	-	1	-	-	-	0-1	99.4	378	4/1 vs. LOU
60 Luke Maile	1	-	-	-	1	1	-	-	1	-	1	1-0	103.0	-	3/29 @ IOW
TEAM TOTALS	14	7	4	2	1	6	8	11	3	-	-	-	107.8	420	-
OPPONENT TOTALS	11	6	4	1	-	4	7	7	4	-	-	-	106.9	426	-

## INNING DISTRIBUTION

1ST INNING	2ND INNING	3RD INNING	4TH INNING	5TH INNING	6TH INNING	7TH INNING	8TH INNING	9TH INNING	10TH INNING	11TH INNING
2		1	2	2	2	1	1	2	1	-

## NOTABLE STORM CHASERS HOME RUNS

GRAND SLAMS (1)		BACK-TO-BACK HOMERS (0)		2-HOMER GAMES (1)	
PLAYER (CAREER NO.)	DATE/OPPONENT (INN.)	PLAYERS	DATE/OPPONENT	PLAYER (CAREER NO.)	DATE/OPPONENT
Luke Maile (2nd)	3/29 @ Iowa (▲8)			Cam Devanney (5th)	4/2 vs. Louisville

LEADOFF HOMERS (2)	
PLAYER (CAREER NO.)	DATE/OPPONENT
John Rave (5th)	4/1 vs. Louisville
John Rave (6th)	4/4 vs. Louisville

BACK-TO-BACK-TO-BACK HOMERS (0)	
PLAYERS	DATE/OPPONENT

3-HOMER GAMES (0)	
PLAYER (CAREER NO.)	DATE/OPPONENT (INN.)

PINCH-HIT HOMERS (0)	
PLAYER (CAREER NO.)	DATE/OPPONENT (INN.)

WALK-OFF HOMERS (1)	
PLAYER	DATE/OPPONENT
Cam Devanney	4/3 vs. Louisville

INSIDE-THE PARK HOMERS (1)	
PLAYER (CAREER NO.)	DATE/OPPONENT (INN.)
Drew Waters (1st)	4/2 vs. Louisville (▼4)

## NOTABLE OPPOSING HOME RUNS

GRAND SLAMS (0)	
PLAYER (CAREER NO.)	DATE/OPPONENT (INN.)

BACK-TO-BACK HOMERS (1)	
PLAYERS	DATE/OPPONENT
Edwin Ríos & Rece Hinds	4/6 vs. Louisville (▲ 10)

2-HOMER GAMES (0)	
PLAYER (CAREER NO.)	DATE/OPPONENT

LEADOFF HOMERS (1)	
PLAYER (CAREER NO.)	DATE/OPPONENT
Tyler Callihan (1st)	4/2 vs. Louisville

BACK-TO-BACK-TO-BACK HOMERS (0)	
PLAYERS	DATE/OPPONENT

3-HOMER GAMES (0)	
PLAYER (CAREER NO.)	DATE/OPPONENT (INN.)

PINCH-HIT HOMERS (0)	
PLAYER (CAREER NO.)	DATE/OPPONENT (INN.)

WALK-OFF HOMERS (0)	
PLAYER	DATE/OPPONENT

INSIDE-THE PARK HOMERS (0)	
PLAYER (CAREER NO.)	DATE/OPPONENT (INN.)

### PITCHING

vs. Left-Handed Starter	2-2
vs. Right-Handed Starter	3-5
WITH Left-Handed Starter	3-2
WITH Right-Handed Starter	2-5
0-4 strikeouts	0-0
5-9 strikeouts	2-3
10+ strikeouts	3-4
0 runs of support	0-2
1-2 runs of support	2-4
3-4 runs of support	1-1
5-9 runs of support	1-0
10+ runs of support	1-0
Bullpen Games	0-0
Starter goes less than 4.0 Innings	1-2
Starter goes 4.0/4.1/4.2 Innings	0-2
Starter goes 5.0/5.1/5.2 Innings	3-1
Starter goes 6.0+ Innings	1-2

### SCORING

1-Run Games	0-1
2-Run Games	1-2
3-4-Run Games	1-3
5+ Run Games	3-1
Extra Innings	0-1
Shutouts	1-1
Doubleheaders	0-0 (0 SWEET, 0 SPLIT, 0 SWEPT)
Scoring 0-2 Runs	0-2
3-5 Runs	2-5
6-9 Runs	1-0
10+ Runs	2-0
Opponent 0-2 Runs	2-0
3-5 Runs	1-2
6-9 Runs	2-4
10+ Runs	0-1
Scored in 1st Inning	1-2
Opponent scored in 1st	1-3
Scores first	3-1
Opponent scores first	2-6

### HITTING

Omaha 0-5 hits	0-3
6-9 hits	3-4
10+ hits	2-0
Opponent 0-5 hits	2-0
6-9 hits	2-3
10+ hits	1-4
Out-hit opponent	5-0
Out-hit by opponent	0-7
Hits are tied	0-0
Hit 0 home runs	1-4
1 home run	1-1
2 home runs	2-1
3+ home runs	1-1
Opponent hit 0 home runs	2-3
1 home run	3-0
2 home runs	0-4
3+ home runs	0-0
Leave 0-5 runners on base	3-1
6-9 on base	2-6
10+ on base	0-0
Opponent leaves 0-5 runners on base	1-0
6-9 on base	3-5
10+ on base	1-2
Steals 0 bases	1-3
1 base	1-1
2 bases	1-2
3+ bases	2-1
Opponent steals 0 bases	4-1
1 base	1-0
2 bases	0-2
3+ bases	0-4

### FIELDING

Turned 0 double plays	3-5
1 double play	1-0
2 double plays	1-1
3+ double plays	0-0
Made 0 errors	2-3
1 error	2-2
2 errors	1-1
3+ errors	0-1
Opponent made 0 errors	2-5
1 error	2-2
2 errors	1-0
3+ errors	0-0

### INDIVIDUAL BATTING

SPLIT	#, PLAYER, GAME
Most At-Bats	6, Tyler Gentry, 3/29 @ IOW
Most Plate Appearances	6, 3x, last: Tyler Gentry, 3/29 @ IOW
Most Runs	3, 4x, last: Cam Devanney, 4/2 vs. LOU
Most Hits	4, Drew Waters, 4/2 vs. LOU
Most Doubles	1, 16x, last: John Rave, 4/11 @ STP
Most Triples	1, 3x, last: John Rave, 4/10 @ STP
Most Extra-Base Hits	3, Drew Waters, 4/2 vs. LOU
Most Home Runs	2, Cam Devanney, 4/2 vs. LOU
Most Total Bases	10, Drew Waters, 4/2 vs. LOU
Most RBI	5, 2x, last: Drew Waters, 4/2 vs. LOU
Most Stolen Bases	3, Joey Wiemer, 4/8 @ STP
Most Caught Stealing	1, 3x, last: John Rave, 4/11 @ STP
Most Walks	3, 2x, last: Brian O'Keefe, 4/11 @ STP
Most Hit-By-Pitch	1, 5x, last: Cam Devanney, 4/10 @ STP
Most Strikeouts	4, 2x, last: Nick Gordon, 4/11 @ STP
Most Sac Hits	1, 5x, last: Harold Castro, 4/8 @ STP
Most Sac Flies	1, 6x, last: John Rave, 4/10 @ STP
Most GDP	1, 9x, last: Harold Castro, 4/11 @ STP
Most Left On Base	6, 3x, last: Brian O'Keefe, 4/5 vs. LOU

### TEAM BATTING

SPLIT	#, GAME
Most At-Bats, Game	38, 4/6 vs. LOU
Most Plate Appearances, Game	48, 3/29 @ IOW
Most Runs, Game	12, 2x, last: 4/2 vs. LOU
Most Runs, Inning	5, 4/4 vs. LOU
Most Hits, Game	12, 3/29 @ IOW
Most Hits, Inning	3, 4x, last: 4/8 @ STP
Fewest Hits, Game	4, 4/5 vs. LOU
Most Doubles, Game	3, 3/29 @ IOW
Most Triples, Game	1, 3x, last: 4/10 @ STP
Most Extra-Base Hits, Game	6, 4/2 vs. LOU
Most Home Runs, Game	3, 2x, last: 4/2 vs. LOU
Most Home Runs, Inning	1, 14x, last: 4/10 @ STP
Most Total Bases, Game	24, 4/2 vs. LOU
Most RBI, Game	12, 3/29 @ IOW
Most Stolen Bases, Game	6, 4/8 @ STP
Most Caught Stealing, Game	1, 3x, last: 4/11 @ STP
Most Walks, Game	10, 3/29 @ IOW
Most Hit-By-Pitch, Game	1, 5x, last: 4/10 @ STP
Most Strikeouts, Game	15, 2x, last: 4/11 @ STP
Most Sac Hits, Game	2, 3/29 @ IOW
Most Sac Flies, Game	2, 4/4 vs. LOU
Most GDP, Game	2, 2x, last: 4/3 vs. LOU
Most Left On Base, Game	11, 4/4 vs. LOU

### TEAM STREAKS

SPLIT	#, GAME
Longest Home Run Streak	5, 3/29-4/4
Longest Winning Streak	3, 4/2-4/4
Longest Losing Streak	3, 4/9-4/11

### INDIVIDUAL PITCHING

SPLIT	#, PLAYER, GAME
Most Innings Pitched	6.0, 3x, last: Noah Cameron, 4/8 @ STP
Most Runs Allowed	7, 2x, last: Tyson Guerrero, 4/10 @ STP
Most Hits Allowed	7, 3x, last: Thomas Hatch, 4/9 @ STP
Fewest Hits Allowed, Complete Game	-
Most Earned Runs Allowed	7, Chandler Champlain, 3/29 @ IOW
Most Home Runs Allowed	2, Austin Cox, 4/6 vs. LOU
Most Walks Allowed	4, 2x, last: Chandler Champlain, 4/11 @ STP
Most Hit-By-Pitch	1, 6x, last: Tyson Guerrero, 4/10 @ STP
Most Strikeouts, Reliever	4, 2x, last: Junior Fernández, 4/11 @ STP
Most Strikeouts	11, Luinder Avila, 4/1 vs. LOU

### TEAM PITCHING

SPLIT	#, GAME
Most Innings Pitched, Game	10.0, 4/6 vs. LOU
Most Runs Allowed, Game	13, 4/10 @ STP
Most Runs Allowed, Inning	6, 4/10 @ STP
Fewest Runs Allowed, Game	0, 4/8 @ STP
Most Hits Allowed, Game	16, 4/10 @ STP
Most Hits Allowed, Inning	5, 3/29 @ IOW
Fewest Hits Allowed, Game	2, 2x, last: 4/8 @ STP
Most Earned Runs Allowed, Game	9, 4/10 @ STP
Most Doubles Allowed, Game	6, 4/10 @ STP
Most Triples Allowed, Game	1, 4/1 vs. LOU
Most Home Runs Allowed, Game	2, 4x, last: 4/11 @ STP
Most Stolen Bases Allowed, Game	3, 4x, last: 4/11 @ STP
Most Walks Allowed, Game	9, 4/10 @ STP
Fewest Walks Allowed, Game	2, 2x, last: 4/9 @ STP
Most Hit-By-Pitch, Game	2, 4/5 vs. LOU
Most Strikeouts, Game	15, 4/1 vs. LOU

### TEAM MISC

SPLIT	#, GAME
Longest Game, Innings	10, 4/6 vs. LOU
Longest Game, Time (9 Innings)	3:23, 4/10 @ STP
Longest Game, Time (Extra Innings)	2:58, 4/6 vs. LOU
Shortest Game, Time (9+ Innings)	2:14, 4/8 @ STP
Largest Home Crowd	2,571, 4/1 vs. LOU
Largest Road Crowd	7,226, 3/28 @ IOW
Largest Winning Margin	6, 2x, last: 4/4 vs. LOU
Largest Losing Margin	-9, 4/10 @ STP
Largest Comeback Win	5, 3/29 @ IOW
Largest Lead Blown In Loss	2, 4/11 @ STP
Most Games Under .500	2, 1x, last: 4/11 (5-7)
Most Games Over .500	2, 1x, last: 4/4 (4-2)

### TEAM FIELDING

SPLIT	#, GAME
Most Errors, Game	3, 4/9 @ STP
Most Double Plays Turned, Game	2, 2x, last: 4/5 vs. LOU

▲ Indicates Storm Chasers Record Tied

\* Indicates Storm Chasers Record Set

## 2025 STATCAST LEADERS (TOP 10)

LONGEST MEASURED HOMER DISTANCE				HIGHEST BATTED BALL EXIT VELOCITY				FASTEST PITCH VELOCITY			
PLAYER	DISTANCE (PITCH, PITCHER)	DATE		PLAYER	EXIT VELO (BATTED BALL TYPE)	DATE		PLAYER	PITCH VELO (PITCH RESULT)	DATE	
1. Harold Castro	420	Andrew Abbott	4/6 vs. LOU	1. Joey Wiemer	109.7	Grounded Into DP	4/2 vs. LOU	1. Junior Fernandez	100.0	Sinker / Foul Ball	4/11 @ STP
2. John Rave	413	Drew Parrish	4/4 vs. LOU	2. Cam Devanney	109.6	Field Out	4/5 vs. LOU	2. Steven Cruz	100.0	4-Seam FB / Foul Ball	4/8 @ STP
3. Luca Tresh	408	Joe La Sorsa	4/1 vs. LOU	3. Cam Devanney	109.6	Single	4/4 vs. LOU	3. Steven Cruz	99.9	4-Seam FB / Called Ball	4/8 @ STP
4. Cam Devanney	408	Lyon Richardson	4/2 vs. LOU	4. Joey Wiemer	109.3	Fielders Choice	4/4 vs. LOU	4. Steven Cruz	99.8	4-Seam FB / Called Strike	4/8 @ STP
5. Joey Wiemer	378	Andrew Abbott	4/1 vs. LOU	5. John Rave	108.7	Single	4/11 @ STP	5. Junior Fernandez	99.7	4-Seam FB / Called Ball	4/9 @ STP
6. Nelson Velázquez	375	Travis Adams	4/10 @ STP	6. Nelson Velázquez	108.0	Field Out	4/3 vs. LOU	6. Steven Cruz	99.6	4-Seam FB / Called Ball	4/8 @ STP
7. Cam Devanney	372	Alan Busenitz	4/3 vs. LOU	7. Luca Tresh	107.8	Home Run	4/1 vs. LOU	7. Junior Fernandez	99.5	Sinker / Called Ball	4/9 @ STP
8. John Rave	335	Andrew Abbott	4/1 vs. LOU	8. Brian O'Keefe	107.7	Single	4/2 vs. LOU	8. Junior Fernandez	99.4	4-Seam FB / Foul Ball	4/5 vs. LOU
9.				9. Drew Waters	107.5	Double	4/2 vs. LOU	9. Steven Cruz	99.2	4-Seam FB / Foul Ball	4/8 @ STP
10.				10. Cam Devanney	107.5	Home Run	3/29 @ IOW	10. Junior Fernandez	99.1	4-Seam FB / Foul Ball	4/9 @ STP



## INDIVIDUAL BATTING

### FOR THE STORM CHASERS

SPLIT	PLAYER, GAME
<b>Grand Slam</b>	<b>Luke Maile, 3/29/2025 @ IOW</b>
Pinch-Hit Home Run	Brian O'Keefe, 7/23/2024 @ STP
Pinch-Hit Walk-Off Home Run	-
<b>2 Home Run Game</b>	<b>Cam Devanney, 4/2/2025 vs. LOU</b>
3+ Home Run Game	Ryan McBroom, 3, 6/13/2021 @ STP
2 Home Runs, One Inning	Brett Eibner, 2, 5/12/2016 vs. MEM
<b>Leadoff Home Run</b>	<b>John Rave, 4/4/2025 vs. LOU</b>
<b>Walk-Off Home Run</b>	<b>Cam Devanney, 4/3/2025 vs. LOU</b>
Walk-Off Grand Slam	Jimmy Govern, 5/7/2022 vs. COL
<b>Walk-Off Win</b>	<b>Cam Devanney, 4/3/2025 vs. LOU</b>
5 Hit Game	Rodolfo Durán, 9/3/2024 @ MEM
6+ Hit Game	Matt Diaz, 6, 7/27/2005 @ POR
2 Hits, One Inning	Ryan Fitzgerald, 8/10/2024 vs. IOW
<b>5 RBI Game</b>	<b>Drew Waters, 4/2/2025 vs. LOU</b>
6 RBI Game	Cam Devanney, 8/31/2024 vs. STP
7 RBI Game	Drew Waters, 4/11/2024 vs. GWN
8 RBI Game	Jimmy Paredes, 5/12/2014 vs. NEW
9+ RBI Game	Brett Eibner, 9, 4/9/2014 vs. MEM
Steal of Home	Nate Eaton, 6/15/2024 @ TOL
<b>3+ Stolen Base Game</b>	<b>Joey Wiemer, 3, 4/8/2025 @ STP</b>

### AGAINST THE STORM CHASERS

SPLIT	PLAYER, GAME
Grand Slam	Will Robertson, 8/25/2024 @ BUF
Pinch-Hit Home Run	Brendt Citta, 9/11/2022 vs. IND
Pinch-Hit Walk-Off Home Run	Isaac Galloway, 4/13/2019 vs. NO (G2)
2 Home Run Game	Jace Jung, 7/12/2024 vs. TOL
3+ Home Run Game	Jhonkensy Noel, 3, 5/22/2024 vs. COL
2 Home Runs, One Inning	-
<b>Leadoff Home Run</b>	<b>Tyler Callihan, 4/2/2025 vs. LOU</b>
Walk-Off Home Run	Chase Strumpf, 7/5/2024 @ IOW
Walk-Off Grand Slam	Will Middlebrooks, 6/18/2016 @ COL
Walk-Off Win	Brady House, 7/31/2024 @ ROC
5 Hit Game	P.J. Higgins, 9/5/2023 @ IOW
6+ Hit Game	-
2 Hits, One Inning	Miles Mastrobuoni, 8/10/2023 vs. IOW
5 RBI Game	Hernán Pérez, 8/25/2023 vs. STP
6 RBI Game	Luis Vázquez, 8/9/2023 vs. IOW
7 RBI Game	Chase Strumpf, 8/9/2023 vs. IOW
8 RBI Game	Adolis García, 7/21/2019 vs. MEM
9+ RBI Game	-
<b>Steal of Home</b>	<b>Noelvi Marte, 4/5/2025 vs. LOU</b>
3+ Stolen Base Game	J.P. Martínez, 3, 4/12/2024 vs. GWN

## TEAM BATTING

### FOR THE STORM CHASERS

SPLIT	GAME
4 Home Run Game	7/27/2024 @ STP
5 Home Run Game	7/9/2024 vs. TOL
6 Home Run Game	6/4/2019 vs. ABQ
7+ Home Run Game	7, 6/30/2024 @ COL
3 Home Runs, One Inning	8/10/2024 vs. IOW
4+ Home Runs, One Inning	4, 5/21/2021 @ IOW

### AGAINST THE STORM CHASERS

SPLIT	GAME
4 Home Run Game	7/30/2024 @ ROC
5 Home Run Game	5/22/2024 vs. COL
6 Home Run Game	7/12/2024 vs. TOL
7+ Home Run Game	7, 8/9/2023 vs. IOW
3 Home Runs, One Inning	7/28/2023 @ COL
4+ Home Runs, One Inning	4, 8/9/2023 vs. IOW

## INDIVIDUAL PITCHING

### FOR THE STORM CHASERS

SPLIT	PLAYER, GAME
No-Hitter	-
Complete Game	Arnaldo Hernandez, 9.0, 8/15/2018 vs. OKC
Complete Game, 1-Hitter	Luis Mendoza, 9.0, 7/18/2011 @ MEM
Complete Game, 2-Hitter	Arnaldo Hernandez, 7.0, 7/21/2018 vs. RR
Complete Game Shutout	Jake Kalish, 7.0, 7/2/2018 vs. NAS
<b>10+ Strikeout Game</b>	<b>Luinder Avila, 11, 4/1/2025 vs. LOU</b>
15+ Strikeout Game	-
4+ Strikeouts In An Inning	Walter Pennington, 4, 8/22/2023 vs. STP

### AGAINST THE STORM CHASERS

SPLIT	PLAYER, GAME
No-Hitter	Dustin Nippert, 7.0, 6/29/2008 vs. OKL
Complete Game	Daniel Ponce de Leon, 9.0, 7/15/2018 vs. MEM
Complete Game, 1-Hitter	Daniel Ponce de Leon, 9.0, 7/15/2018 vs. MEM
Complete Game, 2-Hitter	Michael McGreevy, 7.0, 9/5/2024 @ MEM (G2)
Complete Game Shutout	Doug Nikhazy, 7.0, 6/28/2024 @ COL (G2)
10+ Strikeout Game	Michael McGreevy, 10, 9/5/2024 @ MEM (G2)
15+ Strikeout Game	-
4+ Strikeouts In An Inning	Eric Hull, 4, 8/4/2007 vs. LV

[illegible]

Storm Chasers Position Production													
	Avg	AB	H	TB	2B	3B	HR	RBI	BB	SO	OBP	SLG	OPS
C	.238	42	10	16	0	0	2	6	7	14	.360	.381	.741
1B	.128	39	5	7	2	0	0	1	8	15	.277	.179	.456
2B	.214	42	9	10	1	0	0	3	6	14	.306	.238	.544
3B	.293	41	12	15	3	0	0	5	10	12	.431	.366	.797
SS	.325	40	13	31	3	0	5	10	5	13	.438	.775	1.213
LF	.250	48	12	24	2	2	2	8	6	13	.321	.500	.821
CF	.213	47	10	20	2	1	2	10	6	14	.309	.426	.735
RF	.220	41	9	19	1	0	3	7	9	11	.353	.463	.816
DH	.214	42	9	11	2	0	0	3	6	20	.306	.262	.568

Storm Chasers Batting Order Production													
	Avg	AB	H	TB	2B	3B	HR	RBI	BB	SO	OBP	SLG	OPS
1st	.298	47	14	26	4	1	2	8	7	14	.382	.553	.935
2nd	.319	47	15	26	3	1	2	12	8	12	.411	.553	.964
3rd	.143	42	6	6	0	0	0	3	11	11	.315	.143	.458
4th	.146	41	6	10	1	0	1	3	9	13	.327	.244	.571
5th	.293	41	12	19	4	0	1	3	6	14	.388	.463	.851
6th	.178	45	8	17	0	0	3	9	6	15	.275	.378	.653
7th	.200	40	8	10	0	1	0	3	8	14	.320	.250	.570
8th	.186	43	8	12	1	0	1	3	3	19	.239	.279	.518
9th	.325	40	13	28	3	0	4	9	5	14	.426	.700	1.126

OUTFIELD ASSIST LOG (1)											BY PLAYER	
#	OUTFIELDER	POS.	ARM (MPH)	GAME	INNING	BASE	PITCHER	BATTER	RUNNER OUT	PLAY		
1.	Nelson Velázquez	RF	98.1	4/9 @ St. Paul	8	2nd	Evan Sisk	Austin Martin	Emmanuel Rodriguez	Martin singles, Rodriguez out at 2nd (9-3)	Nelson Velázquez	1 RF

## 2025 STORM CHASER QUALITY STARTS (2)

STARTER (# IN 2025)	GAME	DEC	IP	H	R	ER	HR	HB	BB	IBB	SO	WP	BK	GIDP	TBF	% K/BF	NP-S	S%	FPS	FPS%	P/IP	CATCHER
1. Luinder Avila (1)	4/6 vs. Louisville	-	6.0	6	2	2	0	0	2	0	5	0	1	0	25	20.0%	81 - 52	64.20%	15	60.00%	13.50	Tresh
2. Noah Cameron (1)	4/8 @ St. Paul	W	6.0	2	0	0	0	0	1	0	5	0	0	0	21	23.8%	78 - 50	64.10%	10	47.62%	13.00	O'Keefe

## 2025 REHAB ASSIGNMENTS WITH OMAHA (0)

### HITTING (0)

PLAYER	INJURY	DATES	AVG	G	AB	R	H	TB	2B	3B	HR	RBI	BB	IBB	SO	SB	CS	OBP	SLG	OPS	PA	SAC	SF	HBP	GIDP
--------	--------	-------	-----	---	----	---	---	----	----	----	----	-----	----	-----	----	----	----	-----	-----	-----	----	-----	----	-----	------

### PITCHING (0)

PLAYER	INJURY	DATES	W	L	ERA	G	GS	CG	SHO	GF	HLD	SV	SVO	IP	H	R	ER	HR	HB	BB	IBB	SO	AVG	WP	BK	GIDP	TBF
--------	--------	-------	---	---	-----	---	----	----	-----	----	-----	----	-----	----	---	---	----	----	----	----	-----	----	-----	----	----	------	-----

## 2025 STORM CHASER AWARD WINNERS (2)

### INTERNATIONAL LEAGUE PLAYER OF THE WEEK (1)

PLAYER	DATES	AVG	G	AB	PA	R	H	TB	2B	3B	HR	RBI	BB	IBB	SO	SB	CS	OBP	SLG	OPS	SAC	SF	HBP	GDP
Drew Waters	March 31 - April 6	.526	5	19	23	5	10	20	2	1	2	7	4	0	4	2	0	.609	1.053	1.662	0	0	0	0

### INTERNATIONAL LEAGUE PITCHER OF THE WEEK (1)

PLAYER	DATES	W	L	ERA	G	GS	CG	SHO	GF	HLD	SV	SVO	IP	H	R	ER	HR	HB	BB	IBB	SO	WHIP	AVG	WP	BK	GDP
Tyson Guerrero	March 31 - April 6	1	0	0.00	1	1	0	0	0	0	0	0	5.0	0	0	0	0	0	0	0	7	0.00	.000	0	0	0














































### INTERNATIONAL LEAGUE PLAYER OF THE MONTH (0)

PLAYER	DATES	AVG	G	AB	PA	R	H	TB	2B	3B	HR	RBI	BB	IBB	SO	SB	CS	OBP	SLG	OPS	SAC	SF	HBP	GDP
--------	-------	-----	---	----	----	---	---	----	----	----	----	-----	----	-----	----	----	----	-----	-----	-----	-----	----	-----	-----













### INTERNATIONAL LEAGUE PITCHER OF THE MONTH (0)

PLAYER	DATES	W	L	ERA	G	GS	CG	SHO	GF	HLD	SV	SVO	IP	H	R	ER	HR	HB	BB	IBB	SO	WHIP	AVG	WP	BK	GDP
--------	-------	---	---	-----	---	----	----	-----	----	-----	----	-----	----	---	---	----	----	----	----	-----	----	------	-----	----	----	-----



























														OMAHA				OPPONENT				
GM #	MARCH	OPPONENT	SCORE	RECORD	STANDINGS, LG		WIN	LOSS	SAVE	TEMP.	1ST PITCH	TIME	ATT.	HOME ATT.	R	H	E	LO	R	H	E	LO
1.	3/28	 @ Iowa	L, 6-3	0 - 1	<sup>T</sup> 11TH	-1.0	B. Kriske (1-0)	T. Guerrero (0-1)	D. Palencia (1)	78°	7:10 PM	2:29	7,226		3	5	0	6	6	10	1	6
2.	3/29	 @ Iowa	W, 12-7	1 - 1	<sup>T</sup> 9TH	-1.0	J. Bowlan (1-0)	B. Hughes (0-1)	-	68°	3:08 PM	2:49	3,708		12	12	1	9	7	10	0	6
3.	3/30	 @ Iowa	Postponed: Inclement Weather (Make up TBD)																			
														OMAHA				OPPONENT				
GM #	APRIL	OPPONENT	SCORE	RECORD	STANDINGS, LG		WIN	LOSS	SAVE	TEMP.	1ST PITCH	TIME	ATT.	HOME ATT.	R	H	E	LO	R	H	E	LO
3.	4/1	 LOUISVILLE	L, 7-3	1 - 2	<sup>T</sup> 13TH	-2.5	A. Busenitz (1-0)	S. Cruz (0-1)	-	51°	6:36 PM	2:56	2,571	2,571	3	7	2	9	7	8	0	8
4.	4/2	 LOUISVILLE	W, 12-6	2 - 2	<sup>T</sup> 10TH	-1.5	N. Cameron (1-0)	C. Petty (0-1)	-	47°	12:06 PM	2:38	1,538	4,109	12	11	2	4	6	7	1	9
5.	4/3	 LOUISVILLE	W, 5-3	3 - 2	<sup>T</sup> 5TH	-0.5	J. Fernandez (1-0)	A. Busenitz (1-1)	-	54°	6:36 PM	2:51	1,619	5,728	5	9	0	5	3	7	2	6
6.	4/4	 LOUISVILLE	W, 8-2	4 - 2	5TH	-0.5	T. Guerrero (1-1)	D. Parrish (0-1)	-	50°	6:37 PM	2:29	1,144	6,872	8	9	1	11	2	2	1	4
7.	4/5	 LOUISVILLE	L, 4-0	4 - 3	8TH	-1.5	A. Wilkerson (1-1)	C. Champlain (0-1)	-	45°	2:05 PM	2:27	1,413	8,285	0	4	0	6	4	8	0	8
8.	4/6	 LOUISVILLE	L, 7-5 (10)	4 - 4	10TH	-2.5	L. Richardson (1-0)	A. Cox (0-1)	-	55°	2:05 PM	2:58	2,002	10,287	5	9	0	9	7	15	1	12
9.	4/8	 @ St. Paul	W, 3-0	5 - 4	9TH	-2.5	N. Cameron (2-0)	Z. Matthews (1-1)	S. Cruz (1)	49°	6:39 PM	2:14	2,889		3	6	0	8	0	2	0	5
10.	4/9	 @ St. Paul	L, 3-2	5 - 5	<sup>T</sup> 10TH	-3.5	C. Lewis (1-0)	J. Fernandez (1-1)	A. Misiewicz (1)	60°	6:40 PM	2:24	2,909		2	6	3	5	3	10	0	9
11.	4/10	 @ St. Paul	L, 13-4	5 - 6	<sup>T</sup> 10TH	-4.5	K. Funderburk (1-0)	T. Guerrero (1-2)	-	46°	6:39 PM	3:23	2,962		13	16	0	1	4	7	1	0
12.	4/11	 @ St. Paul	L, 6-4	5 - 7	<sup>T</sup> 14TH	-5.0	A. Speas (1-0)	T. Clarke (0-1)	K. Bischoff (1)	56°	6:38 PM	2:48	3,516		4	5	1	6	6	9	0	6
13.	4/12	 @ St. Paul									2:07 PM CT											
14.	4/13	 @ St. Paul									2:07 PM CT											
15.	4/15	 NORFOLK									12:05 PM CT											
16.	4/16	 NORFOLK									11:05 AM CT											
17.	4/17	 NORFOLK									6:35 PM CT											
18.	4/18	 NORFOLK									6:35 PM CT											
19.	4/19	 NORFOLK									2:05 PM CT											
20.	4/20	 NORFOLK									2:05 PM CT											
21.	4/22	 @ Toledo									5:35 PM CT											
22.	4/23	 @ Toledo									5:35 PM CT											
23.	4/24	 @ Toledo									5:35 PM CT											
24.	4/25	 @ Toledo									6:05 PM CT											
25.	4/26	 @ Toledo									4:05 PM CT											
26.	4/27	 @ Toledo									1:05 PM CT											
27.	4/29	 INDIANAPOLIS									11:05 AM CT											
28.	4/30	 INDIANAPOLIS									6:35 PM CT											
														OMAHA				OPPONENT				
GM #	MAY	OPPONENT	SCORE	RECORD	STANDINGS, LG		WIN	LOSS	SAVE	TEMP.	1ST PITCH	TIME	ATT.	HOME ATT.	R	H	E	LO	R	H	E	LO
29.	5/1	 INDIANAPOLIS									6:35 PM CT											
30.	5/2	 INDIANAPOLIS									6:35 PM CT											
31.	5/3	 INDIANAPOLIS									6:35 PM CT											
32.	5/4	 INDIANAPOLIS									2:05 PM CT											
33.	5/6	 @ Louisville									5:05 PM CT											
34.	5/7	 @ Louisville									10:05 AM CT											
35.	5/8	 @ Louisville									5:35 PM CT											
36.	5/9	 @ Louisville									6:15 PM CT											
37.	5/10	 @ Louisville									6:15 PM CT											
38.	5/11	 @ Louisville									12:05 PM CT											
39.	5/13	 COLUMBUS									6:35 PM CT											
40.	5/14	 COLUMBUS									6:35 PM CT											
41.	5/15	 COLUMBUS									6:35 PM CT											
42.	5/16	 COLUMBUS									7:05 PM CT											
43.	5/17	 COLUMBUS									7:05 PM CT											
44.	5/18	 COLUMBUS									2:05 PM CT											
45.	5/20	@ Salt Lake									7:35 PM CT											
46.	5/21	@ Salt Lake									7:35 PM CT											
47.	5/22	@ Salt Lake									7:35 PM CT											
48.	5/23	@ Salt Lake									7:35 PM CT											
49.	5/24	@ Salt Lake									7:35 PM CT											
50.	5/25	@ Salt Lake									1:05 PM CT											
51.	5/27	ST. PAUL									6:35 PM CT											
52.	5/28	ST. PAUL									6:35 PM CT											
53.	5/29	ST. PAUL									6:35 PM CT											
54.	5/30	ST. PAUL									6:35 PM CT											
55.	5/31	ST. PAUL									6:05 PM CT											
														OMAHA				OPPONENT				
GM #	JUNE	OPPONENT	SCORE	RECORD	STANDINGS, LG		WIN	LOSS	SAVE	TEMP.	1ST PITCH	TIME	ATT.	HOME ATT.	R	H	E	LO	R	H	E	LO
56.	6/1	ST. PAUL									5:05 PM CT											
57.	6/3	IOWA									7:05 PM CT											
58.	6/4	IOWA									7:05 PM CT											
59.	6/5	IOWA									7:05 PM CT											
60.	6/6	IOWA									7:05 PM CT											
61.	6/7	IOWA									6:05 PM CT											
62.	6/8	IOWA									5:05 PM CT											
63.	6/10	@ Toledo									6:05 PM CT											
64.	6/11	@ Toledo									6:05 PM CT											
65.	6/12	@ Toledo									6:05 PM CT											
66.	6/13	@ Toledo									6:05 PM CT											
67.	6/14	@ Toledo									6:05 PM CT											
68.	6/15	@ Toledo									1:05 PM CT											
69.	6/17	DURHAM									12:05 PM CT											
70.	6/18	DURHAM									7:05 PM CT											
71.	6/19	DURHAM									7:05 PM CT											
72.	6/20	DURHAM									7:05 PM CT											
73.	6/21	DURHAM									6:05 PM CT											
74.	6/22	DURHAM									5:05 PM CT											

[illegible][illegible]**ALL-STAR BREAK (JULY 14-17)**

























94.	7/18		@ Buffalo		5:35 PM CT				
95.	7/19		@ Buffalo		5:35 PM CT				
96.	7/20		@ Buffalo		12:05 PM CT				
97.	7/22		@ Syracuse		5:35 PM CT				
98.	7/23		@ Syracuse		5:35 PM CT				
99.	7/24		@ Syracuse		5:35 PM CT				
100.	7/25		@ Syracuse		5:35 PM CT				
101.	7/26		@ Syracuse		5:35 PM CT				
102.	7/27		@ Syracuse		12:05 PM CT				
103.	7/29		LOUISVILLE		7:05 PM CT				
104.	7/30		LOUISVILLE		12:05 PM CT				
105.	7/31		LOUISVILLE		7:05 PM CT				

[illegible][illegible]

## HITTING

SERIES	OPPONENT	DATES	AVG	G	AB	R	H	TB	2B	3B	HR	RBI	BB	IBB	SO	SB	CS	OBP	SLG	OPS	PA	SAC	SF	HBP	GIDP
SERIES 1	 @ Iowa	3/28 - 3/30	.258	2	66	15	17	27	4	0	2	14	14	0	25	9	0	.390	.409	.799	84	2	1	1	0
SERIES 2	 LOUISVILLE	4/1 - 4/6	.250	6	196	33	49	94	8	2	11	27	30	0	53	5	1	.353	.480	.833	234	2	3	3	7
SERIES 3	 @ St. Paul	4/8 - 4/13																							
SERIES 4	 NORFOLK	4/15 - 4/20																							
SERIES 5	 @ Toledo	4/22 - 4/27																							
SERIES 6	 INDIANAPOLIS	4/29 - 5/4																							
SERIES 7	 @ Louisville	5/6 - 5/11																							
SERIES 8	 COLUMBUS	5/13 - 5/18																							
SERIES 9	 @ Salt Lake	5/20 - 5/25																							
SERIES 10	 ST. PAUL	5/27 - 6/1																							
SERIES 11	 IOWA	6/3 - 6/8																							
SERIES 12	 @ Toledo	6/10 - 6/15																							
SERIES 13	 DURHAM	6/17 - 6/22																							
SERIES 14	 @ Indianapolis	6/24 - 6/29																							
SERIES 15	 @ Iowa	7/1 - 7/3																							
SERIES 16	 IOWA	7/4 - 7/6																							
SERIES 17	 TOLEDO	7/8 - 7/13																							
SERIES 18	 @ Buffalo	7/18 - 7/20																							
SERIES 19	 @ Syracuse	7/22 - 7/27																							
SERIES 20	 LOUISVILLE	7/29 - 8/3																							
SERIES 21	 @ Indianapolis	8/5 - 8/10																							
SERIES 22	 ST. PAUL	8/12 - 8/17																							
SERIES 23	 @ Columbus	8/19 - 8/24																							
SERIES 24	 LEHIGH VALLEY	8/26 - 8/31																							
SERIES 25	@ Iowa	9/2 - 9/7																							
SERIES 26	CHARLOTTE	9/9 - 9/14																							
SERIES 27	@ Columbus	9/16 - 9/21																							

## PITCHING

SERIES	OPPONENT	DATES	W	L	ERA	G	GS	CG	SHO	GF	HLD	SV	SVO	IP	H	R	ER	HR	HB	BB	IBB	SO	AVG	WP	BK	GIDP
SERIES 1	 @ Iowa	3/28 - 3/30	1	1	6.88	2	2	0	0	2	0	0	0	17.0	20	13	13	3	1	7	0	18	.294	1	0	2
SERIES 2	 LOUISVILLE	4/1 - 4/6	3	3	4.09	6	6	0	0	6	2	0	3	55.0	47	29	25	4	4	26	0	62	.226	6	1	2
SERIES 3	 @ St. Paul	4/8 - 4/13																								
SERIES 4	 NORFOLK	4/15 - 4/20																								
SERIES 5	 @ Toledo	4/22 - 4/27																								
SERIES 6	 INDIANAPOLIS	4/29 - 5/4																								
SERIES 7	 @ Louisville	5/6 - 5/11																								
SERIES 8	 COLUMBUS	5/13 - 5/18																								
SERIES 9	 @ Salt Lake	5/20 - 5/25																								
SERIES 10	 ST. PAUL	5/27 - 6/1																								
SERIES 11	 IOWA	6/3 - 6/8																								
SERIES 12	 @ Toledo	6/10 - 6/15																								
SERIES 13	 DURHAM	6/17 - 6/22																								
SERIES 14	 @ Indianapolis	6/24 - 6/29																								
SERIES 15	 @ Iowa	7/1 - 7/3																								
SERIES 16	 IOWA	7/4 - 7/6																								
SERIES 17	 TOLEDO	7/8 - 7/13																								
SERIES 18	 @ Buffalo	7/18 - 7/20																								
SERIES 19	 @ Syracuse	7/22 - 7/27																								
SERIES 20	 LOUISVILLE	7/29 - 8/3																								
SERIES 21	 @ Indianapolis	8/5 - 8/10																								
SERIES 22	 ST. PAUL	8/12 - 8/17																								
SERIES 23	 @ Columbus	8/19 - 8/24																								
SERIES 24	 LEHIGH VALLEY	8/26 - 8/31																								
SERIES 25	@ Iowa	9/2 - 9/7																								
SERIES 26	CHARLOTTE	9/9 - 9/14																								
SERIES 27	@ Columbus	9/16 - 9/21																								




























SERIES WINS: 0 (0 at Home, 0 on Road)

SERIES LOSSES: 0 (0 at Home, 0 on Road)

SERIES SPLITS: 2 (1 at Home, 1 on Road)



## STARTING PITCHERS

SERIES	OPPONENT	DATES	W	L	ERA	G	CG	SHO	IP	H	R	ER	2B	3B	HR	TB	BB	IBB	SO	WHIP	AVG	HBP	WP	BK	GDP	K/BB	NP	NS	TBF
SERIES 1	 @ Iowa	3/28 - 3/30	0	1	14.14	2	0	0	7.0	14	11	11	3	0	2	23	5	0	10	2.71	.424	1	1	0	0	2.00	147	82	39
SERIES 2	 LOUISVILLE	4/1 - 4/6	2	1	2.48	6	0	0	32.2	18	10	9	2	0	2	26	9	0	39	0.83	.161	1	0	1	2	4.33	452	297	123
SERIES 3	 @ St. Paul	4/8 - 4/13																											
SERIES 4	 NORFOLK	4/15 - 4/20																											
SERIES 5	 @ Toledo	4/22 - 4/27																											
SERIES 6	 INDIANAPOLIS	4/29 - 5/4																											
SERIES 7	 @ Louisville	5/6 - 5/11																											
SERIES 8	 COLUMBUS	5/13 - 5/18																											
SERIES 9	 @ Salt Lake	5/20 - 5/25																											
SERIES 10	 ST. PAUL	5/27 - 6/1																											
SERIES 11	 IOWA	6/3 - 6/8																											
SERIES 12	 @ Toledo	6/10 - 6/15																											
SERIES 13	 DURHAM	6/17 - 6/22																											
SERIES 14	 @ Indianapolis	6/24 - 6/29																											
SERIES 15	 @ Iowa	7/1 - 7/3																											
SERIES 16	 IOWA	7/4 - 7/6																											
SERIES 17	 TOLEDO	7/8 - 7/13																											
SERIES 18	 @ Buffalo	7/18 - 7/20																											
SERIES 19	 @ Syracuse	7/22 - 7/27																											
SERIES 20	 LOUISVILLE	7/29 - 8/3																											
SERIES 21	 @ Indianapolis	8/5 - 8/10																											
SERIES 22	 ST. PAUL	8/12 - 8/17																											
SERIES 23	 @ Columbus	8/19 - 8/24																											
SERIES 24	 LEHIGH VALLEY	8/26 - 8/31																											
SERIES 25	 @ Iowa	9/2 - 9/7																											
SERIES 26	 CHARLOTTE	9/9 - 9/14																											
SERIES 27	 @ Columbus	9/16 - 9/21																											

## RELIEVERS

[illegible]

## 2025 STORM CHASERS BY MONTH

## HITTING

MONTH	AVG	G	AB	R	H	TB	2B	3B	HR	RBI	BB	IBB	SO	SB	CS	OBP	SLG	OPS	SAC	SF	HBP	GIDP	LOB
MARCH	.258	2	66	15	17	27	4	0	2	14	14	0	25	9	0	.390	.409	.799	2	1	1	0	15
APRIL	.228	10	320	46	73	127	12	3	12	39	49	0	101	15	3	.333	.397	.730	3	5	4	9	70
MAY																							
JUNE																							
JULY																							
AUGUST																							
SEPTEMBER																							
TOTAL	.233	12	386	61	90	154	16	3	14	53	63	0	126	24	3	.343	.399	.742	5	6	5	9	85

## PITCHING

MONTH	W	L	ERA	G	GS	CG	SHO	GF	HLD	SV	SVO	IP	H	R	ER	HR	HB	BB	SO	WP	BK	WHIP	AVG
MARCH	1	1	6.88	2	2	0	0	2	0	0	0	17.0	20	13	13	3	1	7	18	1	0	1.59	.294
APRIL	4	6	4.40	10	10	0	1	10	3	1	4	88.0	84	51	43	8	5	45	103	6	1	1.47	.246
MAY																							
JUNE																							
JULY																							
AUGUST																							
SEPTEMBER																							
TOTAL	5	7	4.80	12	12	0	1	12	3	1	4	105.0	104	64	56	11	6	52	121	7	1	1.49	.254

## STARTING PITCHERS

MONTH	W	L	ERA	G	GS	CG	SHO	QS	IP	H	R	ER	HR	HBP	BB	SO	WP	BK	WHIP	AVG	TBF	BR	BRS
MARCH	0	1	14.14	2	2	0	0	0	7.0	14	11	11	2	1	5	10	1	0	2.71	.424	39	3	0
APRIL	3	2	3.35	10	10	0	0	2	48.1	37	23	18	4	2	18	56	0	1	1.14	.209	198	8	4
MAY																							
JUNE																							
JULY																							
AUGUST																							
SEPTEMBER																							
TOTAL	3	3	4.72	12	12	0	0	2	55.1	51	34	29	6	3	23	66	1	1	1.34	.243	237	11	4

## RELIEF PITCHERS

MONTH	W	L	ERA	G	GF	HLD	SV	SVO	IP	H	R	ER	HR	HBP	BB	SO	WP	BK	WHIP	AVG	TBF	IR	IRS
MARCH	1	0	1.80	2	2	0	0	0	10.0	6	2	2	1	0	2	8	0	0	0.8	.171	37	4	0
APRIL	1	4	5.67	10	10	3	1	4	39.2	47	28	25	4	3	27	47	6	0	1.87	.287	197	20	10
MAY																							
JUNE																							
JULY																							
AUGUST																							
SEPTEMBER																							
TOTAL	2	4	4.89	12	12	3	1	4	49.2	53	30	27	5	3	29	55	6	0	1.65	.266	234	24	10

## 2025 STORM CHASERS BY HALF

## HITTING

[illegible]

## PITCHING

[illegible]

## STARTING PITCHERS

[illegible]

## RELIEF PITCHERS

[illegible]

#	PITCHERS	ACTIVE DATES	CURRENT TEAM (IF NOT OMAHA)
25	<b>Luinder Avila</b>	3/28-	
62	<b>Jonathan Bowlan</b>	3/28-	
52	<b>Noah Cameron</b>	3/28-	
63	<b>Eric Cerantola</b>	4/8-	
56	<b>Chandler Champlain</b>	3/28-	
45	<b>Taylor Clarke</b>	3/28-	
54	<b>Austin Cox</b>	3/28-	
46	Steven Cruz	3/28-4/10	KANSAS CITY ROYALS
40	<b>Junior Fernandez</b>	3/28-	
16	<b>Tyson Guerrero</b>	3/28-	
37	<b>Thomas Hatch</b>	3/28-	
57	<b>Andrew Hoffmann</b>	3/28-	
47	<b>Cruz Noriega</b>	3/28-	
43	<b>Anthony Simonelli</b>	3/28-	
22	<b>Evan Sisk</b>	3/28-	
58	<b>Jacob Wallace</b>	3/28-4/6 , 4/11-	
#	CATCHERS	ACTIVE DATES	CURRENT TEAM (IF NOT OMAHA)
60	<b>Luke Maile</b>	3/28-	
33	<b>Brian O'Keefe</b>	3/28-	
11	<b>Luca Tresh</b>	3/28-	
#	INFIELDERS	ACTIVE DATES	CURRENT TEAM (IF NOT OMAHA)
1	<b>Harold Castro</b>	3/28-	
24	<b>Cam Devanney</b>	3/28-	
0	<b>Nick Gordon</b>	4/8-	
14	Jordan Groshans	3/31-4/6	Northwest Arkansas (AA)
12	<b>Nick Loftin</b>	3/28-	
32	<b>Nick Pratto</b>	3/28-	
3	Tyler Tolbert	3/28-3/30	KANSAS CITY ROYALS
#	OUTFIELDERS	ACTIVE DATES	CURRENT TEAM (IF NOT OMAHA)
28	<b>Tyler Gentry</b>	3/28-	
2	<b>John Rave</b>	3/28-	
17	<b>Nelson Velázquez</b>	3/28-	
8	Drew Waters	3/28-4/8	KANSAS CITY ROYALS
19	<b>Joey Wiemer</b>	3/28-	

Active Players in Bold

Rehab Appearances in Red

## OMAHA FRANCHISE RETIRED NUMBERS

5

**GEORGE BRETT** – Omaha Royals Infielder (1973-1974)

Number Retired Across Royals Organization

10

**DICK HOWSER** – Kansas City Royals Manager (1981-1987)

Number Retired Across Royals Organization

20

**FRANK WHITE** – Omaha Royals Infielder (1973)

Number Retired Across Royals Organization

23

**MIKE JIRSCHELE** – Omaha Manager (1995-1997, 2003-2013, 2023-Present)

27

**BRIAN POLDBERG** – Omaha Manager (2014-2021)

31

**JACK MCKEON** – Inaugural Omaha Manager (1969-1973)

42

**JACKIE ROBINSON** – First Black player in MLB history

Number Retired Across Baseball

QUICK FACTS	
GENERAL INFORMATION	
Location.....	Papillion, Nebraska
Founded.....	2011 (1969-2010: Omaha Royals/Golden Spikes)
Colors.....	Royal Blue (PMS 288), Gold (PMS 872), Light Blue (PMS 292)
League.....	International League (Since 2021)
Ownership.....	Diamond Baseball Holdings (Since 2024)
President.....	Martie Cordaro
TEAM INFORMATION	
2024 Overall Record.....	89-59 (.601 / 1 <sup>st</sup> in IL)
2024 1st Half Record.....	49-24 (.671 / 1 <sup>st</sup> in IL)
2024 2nd Half Record.....	40-35 (.533 / 6 <sup>th</sup> in IL)
Overall Franchise Record.....	3,921-3,894 (.502)
Storm Chasers Record (2011-Pres.).....	946-914 (.509)
Home Record (Werner Park).....	496-434 (.533)
International League Record (2021-Pres.).....	306-277 (.525)
Franchise Playoff Record.....	57-56 (.504)
STADIUM INFORMATION	
Facility.....	Werner Park (Since November 11, 2010)
Year Opened.....	2011
First Storm Chasers Game.....	April 16, 2011 vs. Nashville Sounds
Capacity.....	9,023 (6,254 Fixed Seats)
Dimensions.....	LF 310, CF 402, RF 315
FIELD AND SUPPORT STAFF	
Manager.....	#23 Mike Jirscbele (17 <sup>th</sup> Year in Omaha, 34 <sup>th</sup> with KC)
All Time Managerial Record.....	1,375-1,277 (.518)
Managerial Record with Omaha.....	1,157-1,161 (.499)
Pitching Coach.....	Dane Johnson (6 <sup>th</sup> Year in Omaha, 6 <sup>th</sup> with KC)
Asst. Pitching Coach.....	Dave Lundquist (2 <sup>nd</sup> Year in Omaha, 2 <sup>nd</sup> with KC)
Hitting Coach.....	Bijan Rademacher (3 <sup>rd</sup> Year in Omaha, 3 <sup>rd</sup> with KC)
Bench/Asst. Hitting Coach.....	#51 Darin Everson (1 <sup>st</sup> Year in Omaha, 1 <sup>st</sup> with KC)
Bench/1st Base Coach.....	#13 Pat Osborn (1 <sup>st</sup> Year in Omaha, 1 <sup>st</sup> with KC)
Athletic Trainer.....	James Stone (7 <sup>th</sup> Year in Omaha, 16 <sup>th</sup> with KC)
Strength & Conditioning.....	Amanda Gallone (1 <sup>st</sup> Year in Omaha, 1 <sup>st</sup> with KC)
Clubhouse Coordinator.....	Mike Brown (17 <sup>th</sup> Year in Omaha, 17 <sup>th</sup> with KC)

ROSTER BREAKDOWN	
Age 23.....	1
Age 24.....	1
Age 25.....	4
Age 26.....	5
Age 27.....	4
Age 28.....	3
Age 29.....	1
Age 30.....	1
Age 31.....	3
Age 32.....	0
Age 33.....	0
Age 34.....	1
Average Age.....	27 Years 68 Days
Median Age.....	26
Native of Canada.....	1
Native of Dominican Republic.....	1
Native of Puerto Rico.....	1
Native of United States.....	21
Native of Venezuela.....	3
Acquired by Royals via Free Agency.....	9
(Major League).....	0 (Undrafted).....0
(Minor League).....	7 (International).....2
Acquired by Royals via Trade.....	8
Acquired by Royals via First Year Player Draft.....	10
(High School).....	1 (Rounds 1-5).....6 (2017-18 Drafts).....2
(2nd Year/College).....	0 (Rounds 6-10).....1 (2019 Draft).....1
(3rd Year/College).....	9 (Rounds 11-20).....3 (2020 Draft).....2
(4th+ Year/College).....	0 (Rounds 21-40).....0 (2021 Draft).....5

PRO-NUN-SEE-AY-SHUNS	
PLAYERS	
17 NELSON VELÁZQUEZ.....	veh-LAZZ-kezz
19 JOEY WIEMER.....	WEE-mer
24 CAM DEVANNEY.....	duh-VAY-nee
25 LUINDER AVILA.....	loo-IN-durr AH-vee-lah
32 NICK PRATTO.....	praw-toh
43 ANTHONY SIMONELLI.....	SY-MON-ell-ee
47 CRUZ NORIEGA.....	nor-ee-AY-ga
56 CHANDLER CHAMPLAIN.....	sham-plain
60 LUKE MAILE.....	MAY-lee
62 JONATHAN BOWLAN.....	boh-lin
63 ERIC CERANTOLA.....	sair-ann-TOE-la
COACHES	
23 MIKE JIRSCHELE.....	jursh-LEE
51 DARIN EVERSON.....	EE-ver-son
DAVID LUNDQUIST.....	LUND-kwist
BIJAN RADEMACHER.....	bee-ZHON RAH-de-moch-err

## 2025 UNIFORM RECORDS

STANDARD UNIFORMS (AUTHENTIC COLLECTION)					SPECIALTY/THEME UNIFORMS									
<b>Blue Vortex</b> (1-2) Home: 1-2 Road: 0-0	<b>Blue O-Bolt</b> (3-4) Home: 1-0 Road: 2-4	<b>Powder SC</b> (1-1) Home: 1-1 Road: 0-0	<b>Powder O</b> (0-0) Home: 0-0 Road: 0-0	<b>Black O-Bolt</b> (0-0) Home: 0-0 Road: 0-0	<b>Throwback</b> (0-0) Home: 0-0 Road: 0-0	<b>Patriotic</b> (0-0) Home: 0-0 Road: 0-0	<b>Runza</b> (0-0) Home: 0-0 Road: 0-0	<b>Oat Milkercap</b> (0-0) Home: 0-0 Road: 0-0						
<b>Home White</b> (1-2) Home: 1-2 Road: 0-0	<b>Road Grey</b> (1-3) Home: 0-0 Road: 1-3	<b>Blue O-Bolt</b> (2-1) Home: 1-0 Road: 1-1	<b>Powder Blue</b> (1-1) Home: 1-1 Road: 0-0	<b>Black O-Bolt</b> (0-0) Home: 0-0 Road: 0-0	<b>Community</b> (0-0) Home: 0-0 Road: 0-0	<b>Throwback</b> (0-0) Home: 0-0 Road: 0-0	<b>Patriotic</b> (0-0) Home: 0-0 Road: 0-0	<b>Runza</b> (0-0) Home: 0-0 Road: 0-0	<b>Oat Milkercap</b> (0-0) Home: 0-0 Road: 0-0	<b>Star Wars</b> (0-0) Home: 0-0 Road: 0-0	<b>Salute to Corn</b> (0-0) Home: 0-0 Road: 0-0	<b>Harry Potter</b> (0-0) Home: 0-0 Road: 0-0		

## RECENT TRANSACTIONS

- 3/27 Kansas City Royals announce 2025 Breaking Roster
- 3/31 - INF Tyler Tolbert selected by KANSAS CITY
- 4/1 + INF Jordan Groshans transferred from NW Arkansas (AA)
- 4/5 + INF Nick Gordon acquired via trade from Baltimore, assigned to Omaha
- 4/7 + RHP Eric Cerantola reinstated from Injured List
- INF Jordan Groshans transferred to NW Arkansas (AA)
- RHP Jacob Wallace placed on Omaha's Development List
- 4/9 - OF Drew Waters recalled by KANSAS CITY
- 4/11 - RHP Steven Cruz recalled by KANSAS CITY
- + RHP Jacob Wallace reinstated from Omaha's Development List

31 DIFFERENT PLAYERS HAVE APPEARED IN A GAME FOR OMAHA IN 2025: 16 HITTERS, 15 PITCHERS

## 2025 BREAKING ROSTER

**Pitchers (15):** RHP Luinder Avila, RHP Jonathan Bowlan, LHP Noah Cameron, RHP Chandler Champlain, RHP Taylor Clarke, LHP Austin Cox, RHP Steven Cruz, RHP Junior Fernandez, LHP Tyson Guerrero, RHP Thomas Hatch, RHP Andrew Hoffmann, RHP Cruz Noriega, RHP Anthony Simonelli, LHP Evan Sisk, RHP Jacob Wallace

**Catchers (3):** Luke Maile, Brian O'Keefe, Luca Tresh

**Infielders (5):** Harold Castro, Cam Devanney, Nick Loftin, Nick Pratto, Tyler Tolbert

**Outfielders (5):** Tyler Gentry, John Rave, Nelson Velázquez, Drew Waters, Joey Wiemer



[illegible]

**Scorigami:** A portmanteau of score and origami, a scorigami is a scoring combination that has never happened before in a team, sport or league's history. The term was originated by SB Nation writer Jon Bois for NFL scores.

Above is a matrix of every final score that has happened in a Triple-A Omaha game since 2000. Green squares represent Omaha wins, while red squares represent Omaha losses. The number inside the square refers to the number of times that result has occurred. Empty squares represent a scoring combination or result that has not happened.

Since 2000, there are **58** results in Triple-A Omaha games that have only happened once. **34** of those results (wins or losses) are a true scoriqami, a scoring combination that has only happened once. Recent scoriqami occurrences are listed to the right, with true scoriqamis in bold.

## RECENT SCORIGAMI OCCURRENCES

SCORE	GAME
W, 16-3	August 10, 2024 vs. Iowa Cubs
<b>W, 18-4</b>	<b>July 13, 2024 vs. Toledo Mud Hens</b>
<b>W, 18-9</b>	<b>April 11, 2024 vs. Gwinnett Stripers</b>
<b>L, 20-1</b>	<b>August 9, 2023 vs. Iowa Cubs</b>
W, 15-7	June 8, 2023 @ Indianapolis Indians
W, 12-1	April 1, 2023 @ Indianapolis Indians
<b>L, 19-9</b>	<b>September 11, 2022 vs. Indianapolis</b>
<b>L, 18-6</b>	<b>September 1, 2022 @ St. Paul Saints</b>