

# OMAHA STORM CHASERS GAME NOTES

## @ TOLEDO MUD HENS

RHP Andrew Hoffmann (0-0, 11.25 ERA) @ RHP Jack O'Loughlin (1-5, 5.52 ERA)

Sunday, August 20, 2023 | Game #115 | 2nd Half Game #43 | Home Road #58

3:05pm CT/ 4:05pm ET First Pitch | Fifth Third Field | Toledo, Ohio

Radio: [stormchasers.mixlr.com](http://stormchasers.mixlr.com) | TV: Bally Live, MiLB.TV

14-28 / 52-62

21-23 / 54-64

Omaha Storm Chasers | 12356 Ballpark Way, Papillion, Nebraska 68046 | (402) 738-5100 | [OmahaStormChasers.com](http://OmahaStormChasers.com) | @OMASstormChasers

### UPCOMING SCHEDULE & PROBABLE PITCHERS

#### UPCOMING GAMES

#### OPPONENT





#### TIME (CT)

#### PROBABLE PITCHERS

Monday, August 21	OFF		
Tuesday, August 22	ST. PAUL	6:35 p.m.	
Wednesday, August 23	ST. PAUL	6:35 p.m.	
Thursday, August 24	ST. PAUL	6:35 p.m.	

### THE MATCHUP

(UNDERLINE = MiLB LEADER) (BOLD = TRIPLE-A LEADER) (ITALICS = TRIPLE-A WORST)

			
.259 (13TH) < <b>AVG</b>	.256 (16TH)	5.54 (15TH) < <b>ERA</b>	5.60 (16TH)
595 (18TH) <b>R</b> > 599 (17TH)	1.59 (14TH) < <b>WHIP</b>	1.63 (19TH)	
987 (18TH) <b>H</b> > 995 (16TH)	.266 (14TH) < <b>AVG</b>	.275 (18TH)	
131 (15TH) <b>HR</b> > 141 (12TH)	1000.0 (16TH)	<b>IP</b> > 1019.1 (5TH)	
523 (15TH) <b>BB</b> > 545 (10TH)	1,027 (11TH) < <b>H</b>	1,105 (18TH)	
988 (6TH) < <b>K</b>	1,022 (11TH)	671 (14TH) < <b>R</b>	685 (15TH)
<b>184</b> (1ST) < <b>SB</b>	70 (19TH)	163 (14TH) <b>HR</b> > 145 (9TH)	
.353 (14TH) < <b>OBP</b>	.351 (17TH)	566 (14TH) <b>BB</b> > 552 (13TH)	
.431 (14TH) <b>SLG</b> > .436 (13TH)	999 (12TH)	<b>K</b> > 1,177 (1ST)	
.784 (15TH) <b>OPS</b> > .787 (14TH)	2 (14TH)	<b>SHO</b> > 3 (11TH)	

ALL-TIME vs. Mud Hens.....	<b>38-36 (.514)</b>
Since 2021 in Omaha .....	<b>20-16 (.556)</b>
Since 2021 in Toledo.....	<b>5-12 (.294)</b>

2023 vs. Mud Hens.....	<b>8-9 (.471)</b>
2023 in Omaha .....	<b>6-6 (.500)</b>
2023 in Toledo .....	<b>2-3 (.400)</b>

DATE	H/R	SCORE	WIN	LOSS	SAVE
4/4	H	<b>L, 9-2</b>	B. White	M. Castillo	-
4/5	H	<b>L, 7-6</b>	T. Holton	R. Weiss	M. Diaz
4/6	H	<b>L, 8-5</b>	J. Fry	J. Kowar	M. Del Pozo
4/7	H	<b>W, 9-4</b>	J. Heasley	R. Olson	-
4/8	H	<b>W, 13-8</b>	M. Martinez	M. Lorenzen	-
4/9	H	<b>L, 8-2</b>	T. Holton	M. Castillo	-
5/16	H	<b>L, 9-2</b>	H. Hembree	J. Heasley	-
5/17	H	<b>W, 16-8</b>	W. Pennington	Z. Logue	-
5/18	H	<b>W, 9-0</b>	A. Cox	B. Hanfee	-
5/19	H	<b>W, 9-1</b>	A. Núñez	A. Bergner	-
5/20	H	<b>L, 4-1</b>	R. Olson	J. McArthur	M. Diaz
5/21	H	<b>W, 8-4</b>	N. Wittgren	S. Elledge	-
8/15	R	<b>W, 11-8</b>	C. Snider	J. O'Loughlin	-
8/16	R	<b>L, 8-2</b>	K. Montero	D. Parrish	-
8/17	R	<b>L, 4-2</b>	G. Hill	A. Veneziano	-
8/18	R	<b>L, 5-0</b>	S. Gipson-Long	J. Bowlan	-
8/19	R	<b>W, 5-3</b>	J. McArthur	Z. Logue	C. Snider
8/20	R				

### STORM CHASERS ON THE RISE

7 Omaha players that appear on a Top-30 Royals prospects ranking

PLAYER (POSITION)	MLB PIPELINE	BASEBALL AMERICA
Nick Loftin (INF)	Royals No. 5	Royals No. 5
Tyler Gentry (OF)	Royals No. 9	Royals No. 9
Anthony Veneziano (LHP)	Royals No. 18	Royals No. 4
Will Klein (RHP)	Royals No. 28	Royals No. 22
Devin Mann (INF)	Royals No. 30	Royals No. 21
Jonathan Bowlan (RHP)	-	Royals No. 18
Christian Chamberlain (LHP)	-	Royals No. 30



### STORM CHASERS PRESS BOX

Game Notes compiled by Nicholas Badders

Credential Requests: [nicholasb@omahastormchasers.com](mailto:nicholasb@omahastormchasers.com)

Omaha Storm Chasers gameday information, as well as the 2023 Storm Chasers Media Guide can be found at [milb.com/omaha/ballpark/media](http://milb.com/omaha/ballpark/media).

### YESTERDAY'S GAME

	1	2	3	4	5	6	7	8	9	R	H	E	LO
 Omaha	0	0	4	0	1	0	0	0	0	5	7	1	6
 Toledo	0	1	1	0	0	0	1	0	0	3	5	0	7

WIN: James McArthur (2-3) | LOSS: Zach Logue (3-8) | SAVE: Collin Snider (3)

**TOLEDO, OHIO** - A pair of home runs and stellar bullpen effort aided the Omaha Storm Chasers to a 5-3 win over the Toledo Mud Hens Saturday evening.  
Omaha had not led since securing a win on Tuesday, but took an early lead on Saturday, as the Storm Chasers rallied with two outs in the 3rd inning ... **Angelo Castellano** started the rally with a solo homer to tie the score at 1-1, then **Nick Pratto** connected on a go-ahead RBI single and **Nick Loftin** added a two-run single behind Pratto for at the time a 4-1 lead.  
Devin Mann added a solo homer in the top of the 5th inning, his second with Omaha, in what was a crucial run of insurance in the two-run win.  
In his first start in nearly two months, **Jonathan Heasley** allowed a pair of runs over 2.1 innings of work, but the four relievers behind him otherwise silenced the Toledo offense, as the Mud Hens were held to one hit over the final 6.2 innings.  
While **Jonah Dipoto**, **James McArthur**, **Evan Sisk** and **Collin Snider** combined to walk five, the only hit came in the 7th inning, a solo homer off Sisk that at the time brought Toledo within two.  
Dipoto took over behind Heasley and stranded an inherited runner in the 3rd inning, before firing a 1-2-3 4th inning ... McArthur worked around a walk in the 5th inning and retired his final seven batters of the night ... Sisk rebounded from the homer to get a strikeout and Snider retired his first five batters before issuing a pair of walks, but bouncing back to get a strikeout and earn his third save of the season.  
Bubba Thompson contributed a two-hit night at the top of the order and reached base in three of five plate appearances, while Castellano drew two walks in addition to his homer and Loftin reached twice with a walk in addition to his single.

### NOTES AND NUGGETS

#### THAT'S WHAT SPEED DO

The Chasers have 184 steals in 114 games (average 1.61 SB/game) and have been caught 44 times for a success rate of 80.70%.  
Omaha's 184 steals are the most of any Triple-A team and 14th in all of Minor League Baseball ... the Clearwater Threshers (Philadelphia Single-A) lead the minors (192) ... *Omaha is 9 steals away from breaking the franchise's single-season record of 192 set in 1986 and need to average 0.28 steals/game the last 32 games of the year.*  
The Chasers have stolen at least one base in 74 of 114 games (65%), with multiple steals in 52 games and 11 occasions of 5+ steals.  
With team stolen base leaders **Dairon Blanco** (47) and **Samad Taylor** (38) both called up to Kansas City in mid-June, the Chasers have 49 steals in 51 games since Taylor was first recalled on June 16, which ranks tied 9th in the league in that time ... the Chasers have stolen a base in 28 of 51 games since June 16 (55%), including a 5-steal game 7/5 @ GWN and 4 steals on 7/21 vs. STP, both games Taylor was briefly with the club.

#### AUGUST ANGST

Omaha is just 2-14 in the month of August and Tuesday's win over Toledo snapped an 11-game losing streak for the Chasers' first of two wins this month.  
August began with a 6-game sweep in Louisville at the hands of the Bats, followed by a 5-game sweep last week in Omaha by the Iowa Cubs.  
Omaha's 7.26 ERA (110 ER in 135.1 IP) is the 3rd-worst among full-season MiLB teams this month and ranks tied as the 195th-best of the 202 teams (tied 7th-worst) ... the Chasers' .222 average this month (117-for-528) ranks as 106th among the 120 full-season Minor League teams, the worst in Triple-A this month.  
The 11-game losing streak was not just the longest in the Storm Chasers era, but the longest by the Triple-A Omaha franchise at least in the 21st century, also tied for the longest in the International League this season ... the all-time franchise record losing streak is 13 games, set back in 1974.

#### TYLER, THE CREATOR OF RUNS

Since the start of the second half, right fielder **Tyler Gentry** has been Omaha's best hitter and leads the team in nearly every offensive category.  
From June 28 to today, Gentry leads qualified Storm Chasers hitters with his .274/.400/.516 slashline and .916 OPS ... Gentry is 1st in total bases (64) and walks (25), tied 1st in 2nd-half in homers (7) and 2nd in runs batted in (17).  
In 2023, Gentry is the Omaha team leader in home runs (13), runs batted (58), hits (93), doubles (23), extra-base hits (38), total bases (159) and walks (60) this season.

#### PROTECTING PRATTO

**Nick Pratto** joins the Storm Chasers on rehab assignment today, Omaha's 11th Major League rehab assignment in 2023 and 2-for-11 (.182) at the plate through two games.  
In 2022, Kansas City sent 13 players to Omaha on 14 Major League rehab assignments ... at this point last year, there had been just 10 rehab assignments  
See list/results of all a Omaha's 2023 Rehab Assignments in back of Game Notes (page 28).

#### CHALLENGING THE SYSTEM

With the ABS Challenge System in affect on Friday to Sunday games, the Storm Chasers as a club are 60-for-145 on ABS challenges this year, a 41.4% success rate.  
vHitters have made 57 challenges (49% successful), catchers have made 71 (37% successful) and pitchers have made 17 (35% successful).  
Over 44 games where the ABS Challenge System has been in affect, the team has 21 games where they've had multiple calls overturned ... they also have 12 games where they've made multiple challenges without a successful one.

### AT A GLANCE

#### RECENT (W1)

Last 5 Games .....	2-3
Last 10 Games .....	2-8
Last 20 Games .....	5-15

#### SPLIT SEASON

1st Half .....	38-34
2nd Half .....	14-28

#### HOME/AWAY

Home Games .....	24-33
Away Games .....	28-29

#### TIME OF DAY

Night Games .....	35-49
Day Games .....	17-13

#### MONTH

March .....	1-0
April .....	9-15
May .....	12-14
June .....	17-7
July .....	11-12
August .....	2-14
September .....	

#### OPPONENT

vs. Columbus .....	10-2
vs. Gwinnett .....	2-9
vs. Indianapolis .....	9-2
vs. Iowa .....	4-11
vs. Louisville .....	2-10
vs. Memphis .....	2-4
vs. Nashville .....	2-4
vs. Rochester .....	4-2
vs. Scranton/WB .....	3-3
vs. St. Paul .....	6-6
vs. Toledo .....	8-9

#### DAY OF THE WEEK

on Monday .....	0-1
on Tuesday .....	6-12
on Wednesday .....	6-13
on Thursday .....	8-11
on Friday .....	14-7
on Saturday .....	8-10
on Sunday .....	10-6

#### THIS WEEK'S SERIES

Record .....	2-3
Batting Average .....	(.282)
Runs/Per Game .....	20/4.0
Home Runs .....	5
ERA .....	5.57 (26 ER / 42.0 IP)
Strikeouts (K/9) .....	37 (7.9)
Saves/Opportunities .....	1/1

### QUICK FACTS

Founded.....	2011 (1969-2010: Omaha Royals)
Colors.....	Royal Blue, Twister Gold, Blackout Black
League.....	International League (Since 2021)
Ownership.....	Alliance Baseball Omaha LLC
General Manager.....	Laurie Schlender (4th Year)
Home Ballpark (Capacity).....	Werner Park (9,023, 6,254 fixed seats)
Dimensions.....	LF- 310 CF- 402 RF- 315

### ACTIVE ROSTER BREAKDOWN

Age 22.....0	Native of Dominican Republic.....1
Age 23.....2	Native of United States.....24
Age 24.....4	Native of Venezuela.....3
Age 25.....6	Acquired by Royals via Free Agency.....5
Age 26.....7	(International).....1 (Minor League) ...2 (Undrafted).....2
Age 27.....6	Acquired by Royals via Trade.....6
Age 28.....2	Acquired by Royals via Waivers.....2
Age 29.....1	Acquired by Royals via First Year Player Draft.....15
Age 30.....0	(High School).....0 (Rounds 1-5).....7 (2017 Draft).....2
Age 31.....0	(2nd Year/College).....1 (Rounds 6-10).....4 (2018 Draft).....4
Average Age ....25 Years 274 Days	(3rd Year/College).....12 (Rounds 11-20).....2 (2019 Draft).....5
Median Age.....26	(4th+ Year/College).....2 (Rounds 21-40).....2 (2020 Draft).....4

### PRO-NUN-SEE-AY-SHUNS

#### PLAYERS

2 RYAN GOINS.....	(GO-ins)
4 EDWARD OLIVARES.....	(oh-lee-VAHR-es)
6 CLAY DUNGAN.....	(duhn-ginn)
17 ANGELO CASTELLANO.....	(kass-tay-AH-noh)
31 JONATHAN BOWLAN.....	(boh-lin)
36 BRETT DE GEUS.....	(duh GUS)
55 JONAH DIPOTO.....	(dih-POH-to)
56 ANTHONY VENEZIANO.....	(va-nee-ee-ah-no)
60 JOSÉ BRICEÑO.....	(bee-SEN-yo)

#### COACHES

23 MIKE JIRSCHLE.....	(jursh-LEE)
33 DAVID NOWORYTA.....	(Nova-REE-tah)
52 BIJAN RADEMACHER.....	(bee-ZHON RAH-de-moch-err)

### UNIFORM RECORDS

#### STANDARD UNIFORMS

<b>Blue Vortex</b> (7-15) Home: 7-15 Road: 0-0	<b>Blue O-Bolt</b> (33-32) Home: 5-2 Road: 28-30	<b>Powder SC</b> (7-6) Home: 7-6 Road: 0-0	<b>Powder O</b> (3-1) Home: 3-1 Road: 0-0
<b>Home White</b> (6-13) Home: 6-13 Road: 0-0	<b>Road Grey</b> (12-13) Home: 0-0 Road: 12-13	<b>Blue O-Bolt</b> (21-19) Home: 5-2 Road: 16-17	<b>Powder Blue</b> (7-6) Home: 7-6 Road: 0-0

#### SPECIALTY/THEME NIGHTS (3-7)

<b>Black O-Bolt</b> Home: 0-4 Road: 0-0	<b>Patriotic</b> (0-2) Home: 0-1 Road: 0-1	<b>Runzas</b> Home: 0-1 Road: 0-0	<b>Cattlemen</b> Home: 0-1 Road: 0-0	<b>Rockets</b> Home: 1-0 Road: 0-0	<b>Marvel</b> Home: 1-0 Road: 0-0	<b>Throwback</b> Home: 0-0 Road: 0-0
<b>Community</b> Home: 0-4 Road: 0-0	<b>Star Wars</b> Home: 1-0 Road: 0-0	<b>Patriotic</b> Home: 0-2 Road: 0-0	<b>Runzas</b> Home: 0-1 Road: 0-0	<b>Cattlemen</b> Home: 0-1 Road: 0-0	<b>Rockets</b> Home: 1-0 Road: 0-0	<b>Marvel</b> Home: 1-0 Road: 0-0

### RECENT TRANSACTIONS

#### 2023 BREAKING ROSTER (10 players still active underlined>)

**Pitchers (15):** RHP Max Castillo, LHP Austin Cox, RHP Jonathan Heasley, RHP Jackson Kowar, RHP Brooks Kriske, LHP Marcelo Martinez, RHP Mike Mayers, RHP Andrés Núñez, LHP Drew Parrish, LHP Evan Sisk, RHP Collin Snider, RHP Josh Staumont, LHP Josh Taylor, RHP Ryan Weiss, RHP Nick Wittgren

**Catchers (3):** Freddy Fermin, Logan Porter, Jakson Reetz

**Infielders (6):** CJ Alexander, Angelo Castellano, Maikel Garcia, Nick Loftin, Nick Pratto, Samad Taylor

**Outfielders (3):** Dairon Blanco, Tucker Bradley, Tyler Gentry

70 DIFFERENT PLAYERS HAVE APPEARED IN A GAME FOR OMAHA IN 2023 (32 HITTERS, 38 PITCHERS)


113. 7/12	INF Paxton Wallace transferred to Quad Cities (A+) from Omaha	137.	LHP Drew Parrish transferred to Omaha from NW Arkansas (AA)
114. 7/14	INF Nick Loftin activated from the 7-Day Injured List	138. 8/2	LHP Cole Ragans recalled by KANSAS CITY from Omaha
115.	INF CJ Alexander activated from the 7-Day Injured List	139.	RHP James McArthur optioned to Omaha
116.	LHP Angel Zerpa returned from rehab assignment and optioned to Omaha	140.	RHP Jackson Kowar optioned to Omaha
117. 7/15	LHP Cole Ragans recalled by KANSAS CITY from Omaha	141.	INF Devin Mann acquired in a trade with LOS ANGELES (NL) and assigned to Omaha
118. 7/16	LHP Cole Ragans optioned to Omaha	142. 8/4	RHP James McArthur recalled by KANSAS CITY from Omaha
119.	RHP Max Castillo recalled by KANSAS CITY from Omaha	143.	RHP Joe Barlow claimed off waivers from TEXAS and optioned to Omaha
120.	LHP Emilio Marquez transferred to Omaha from Quad Cities (A+)	144. 8/8	LHP Taylor Hearn recalled by KANSAS CITY from Omaha
121.	RHP Brooks Kriske placed on the temporarily inactive list.	145. 8/10	OF Nelson Velázquez recalled by KANSAS CITY from Omaha
122.	RHP Collin Snider optioned to Omaha	146.	RHP Brett de Geus transferred to Omaha from NW Arkansas (AA)
123. 7/18	LHP Emilio Marquez transferred to Quad Cities (A+) from Omaha	147. 8/12	RHP Max Castillo recalled by KANSAS CITY from Omaha
124.	INF Samad Taylor optioned to Omaha	148.	RHP Jonathan Heasley optioned to Omaha
125. 7/19	INF Matt Beaty sent on a rehab assignment to Omaha	149.	RHP Andrew Hoffmann transferred to Omaha from NW Arkansas (AA)
126.	LHP Austin Cox recalled by KANSAS CITY from Omaha	150. 8/13	OF Edward Olivares optioned to Omaha
127. 7/20	RHP Max Castillo optioned to Omaha	151.	OF Bubba Thompson claimed off waivers from TEXAS and optioned to Omaha
128. 7/27	RHP Brad Keller returned to KANSAS CITY from rehab assignment	152.	INF Adeiny Hechavarria released
129. 7/28	INF Samad Taylor recalled by KANSAS CITY from Omaha	153.	OF Brewer Hicklen placed on the development list
131. 7/30	LHP Taylor Hearn acquired in a trade with TEXAS and optioned to Omaha	154. 8/15	OF Tucker Bradley transferred to NW Arkansas (AA) from Omaha
131. 7/31	OF Nelson Velázquez acquired in a trade with CHICAGO (NL) and optioned to Omaha	155.	OF Brewer Hicklen reinstated from the development list
132. 8/1	INF Matt Beaty returned to KANSAS CITY from rehab assignment	156. 8/16	RHP James McArthur optioned to Omaha
133.	LHP Angel Zerpa recalled by KANSAS CITY from Omaha	157.	OF Brewer Hicklen placed on the development list
134.	RHP James McArthur recalled by KANSAS CITY from Omaha	158. 8/17	RHP Jackson Kowar recalled by KANSAS CITY from Omaha
135.	RHP Jackson Kowar recalled by KANSAS CITY from Omaha	159.	INF Nick Pratto sent on a rehab assignment to Omaha
136.	INF Jermaine Palacios released	160. 8/18	RHP Max Castillo optioned to Omaha





### MANAGER: MIKE JIRSCHLE • #23

- Mike Jirschele returns for his 15th season as Omaha's manager, his 18th season managing in Minor League Baseball and 32nd season overall with the Royals organization, named to the position of Storm Chasers manager on January 13, 2023, after previously managing Triple-A Omaha from 1995-97 and 2003-13.
- Jirschele served on the Kansas City Royals coaching staff as the Third Base Coach from 2014-19 and won the World Series in 2015. Jirschele most recently served as the bench coach under manager Chris Witheridge during the 2022 season with the Double-A Northwest Arkansas Naturals. He spent the 2021 season as Witheridge's bench coach for the High-A Central champion Quad Cities River Bandits and served as Special Assistant to the General Manager in 2020.
- In his second stint as Omaha's manager, over 11 years from 2003 to 2013, he led the team to four division titles, three consecutive trips to the Pacific Coast League Championship Series (2011-2013), two PCL titles (2011, 2013) and the team's first of two Triple-A National Championships in 2013.
- He earned the 2011 Mike Coolbaugh Award for *outstanding baseball work ethic, knowledge of the game and skill in mentoring young players on the field* and he is a four-time recipient of the Dick Howser Award (1992, 1994, 2005, 2011), recognizing outstanding work in player development within the Royals organization.
- Prior to his time with Omaha and Kansas City, he served as the Royals Minor League Infield Coordinator for four years, from 1998-2002, and he held managerial positions with Wilmington (1994), Rockford (1993) and the Gulf Coast Royals (1992).
- He appeared 999 games in the Minor Leagues across 13 years, between 1977 and 1990, including 22 games with the Omaha Royals between 1988 and 1989.



### PITCHING COACH: DANE JOHNSON • #59

- Dane Johnson enters his fourth year in the Royals organization and as the Storm Chasers pitching coach, after joining Kansas City ahead of the 2020 season. 2023 marks his 24th season coaching overall.
- He previously spent one season in the Miami Marlins organization (2019) as a Pitching Consultant and 19 seasons with the Toronto Blue Jays as a Minor League Pitching Coach from 2000-03, Pitching Coordinator from 2004-14 and Major League Bullpen Coach from 2015-18.
- Prior to entering coaching, spent 15 years as a player, including over 280 games in the Minor Leagues and parts of three seasons in the Majors with the Chicago White Sox (1994), Blue Jays (1996) and Oakland Athletics (1997), also playing two seasons (1990-1991) in the Chinese Professional Baseball League.
- Johnson and his wife, Gina, reside in Palm Harbor, Florida. They have two children: a daughter, Madison (31), and son, Cobi (27).



### HITTING COACH: BIJAN RADEMACHER • #52

- Bijan Rademacher (*bi-ZHON RAH-de-moch-err*) joins the Royals as the Omaha Storm Chasers Hitting Coach this year after spending the last two years with the Arizona Diamondbacks as their Minor League Hitting Coordinator (2021) and ACL Hitting Coach (2022).
- Prior to coaching, he spent eight years playing professionally (2012-2019), spanning seven seasons in the Chicago Cubs organization (2012-18) and slashed .280/.361/.402 over 702 career MiLB games, reaching as high as Triple-A. He also played one season in independent baseball (2019) with the New Britain Bees in the Atlantic League, in addition to an offseason in the Mexican Pacific Winter League.
- Over 243 career Triple-A games with the Iowa Cubs, he played 11 games at Werner Park and was a .378 hitter (14-for-37) with one homer and 5 runs batted in while playing in Omaha.
- Rademacher lives in Tempe, Arizona with his wife Melissa.



### BENCH COACH: DAVID NOWORYTA • #33 (3RD BASE COACH)

- David Noworyta (*Nova-REE-tah*) enters his second year in the Royals organization and first as Omaha's Bench Coach, after making his coaching debut in 2022 as the Assistant Hitting Coach for the River Bandits Kansas City's High-A affiliate.
- Prior to coaching, he spent four years playing professionally (2018-21), including three minor league seasons in the Detroit Tigers organization (2018-20), and one with the Independent Pioneer League's Billings Mustangs in 2021. Before signing with Detroit in 2018, Noworyta graduated from the University of Hawaii with a bachelor's degree in communications and journalism, and played in parts of three seasons for their baseball team.
- Noworyta attended Holy Cross Academy (N.J.), where he played baseball and basketball, and was selected by the Royals in the 37th round of the 2014 MLB Draft. He resides in Hainesport, N.J. in the offseason.



### CERTIFIED ATHLETIC TRAINER: JAMES STONE

- James Stone is entering his fifth season as the Certified Athletic Trainer for the Storm Chasers after serving the previous seven seasons with the Wilmington Blue Rocks (Royals High-A), including the 2015 season, in which he was named Carolina League Athletic Trainer of the Year.
- He joined the Kansas City organization in 2010 as the athletic trainer for the Class-A Burlington Bees. He came to the Royals after spending one season with the Central Valley Coyotes (Fresno, California) in Arena Football 2.
- Stone worked three seasons in the Florida Marlins organization, with stops in Jupiter (2008), Greensboro (2007) and Jamestown (2006), winning New York-Penn League Trainer of the Year honors in 2006.
- He was the Strength and Conditioning Coach for the Baltimore Orioles Class-A affiliate, the Delmarva Shorebirds, in 2005.
- Stone graduated with a bachelor's of science in kinesiology from Cal State-Northridge. He resides in Simi Valley, California with his dog, Ozzie.

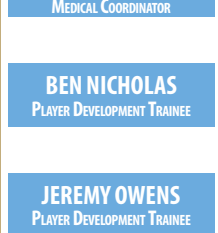


**TONY MEDINA**  
MINOR LEAGUE/LATIN AMERICA  
MEDICAL COORDINATOR



### STRENGTH & CONDITIONING COACH: YANNICK PLANTE

- Yannick Plante is entering his third season as the Strength & Conditioning Coach for the Storm Chasers, after being slated to serve in that role with Northwest Arkansas in 2020.
- He began with the Kansas City Organization in 2019 as the athletic trainer for the Burlington Royals (Advanced Rookie, Appalachian League). He was then a staff member of the Surprise Saguaros of the Arizona Fall League in the fall of 2019.
- Plante has a master's degree in kinesiology from the University of Calgary and a bachelor's degree in human kinetics with specialization in biophysics from the University of Ottawa. He currently lives in Ottawa, Ontario.



**BEN NICHOLAS**  
PLAYER DEVELOPMENT TRAINEE



**JEREMY OWENS**  
PLAYER DEVELOPMENT TRAINEE

## Andrew Hoffmann - Pitching - Stat Splits - 2023 - Regular Season (Double-A Only)

Split	Team	W	L	ERA	G	GS	CG	SHO	SV	IP	H	R	ER	HR	HB	BB	IBB	SO	WHIP	AVG	AB	WP	BK	GIDP	TBF	NP-S
Home Games	NWA	2	3	3.89	9	8	0	0	0	39.1	40	17	17	4	1	20	0	37	1.53	.263	152	0	1	2	173	720 - 424
Away Games	NWA	2	3	6.94	11	11	0	0	0	48.0	55	38	37	8	4	23	0	50	1.63	.294	187	2	0	2	217	862 - 546
Day Games	NWA	1	2	6.82	8	7	0	0	0	34.1	39	27	26	6	2	17	0	31	1.63	.289	135	2	0	2	155	619 - 374
Night Games	NWA	3	4	4.75	12	12	0	0	0	53.0	56	28	28	6	3	26	0	56	1.55	.275	204	0	1	2	235	963 - 596
On Grass	NWA	4	6	5.56	20	19	0	0	0	87.1	95	55	54	12	5	43	0	87	1.58	.280	339	2	1	4	390	1582 - 970
April	NWA	2	2	4.67	4	4	0	0	0	17.1	19	9	9	4	1	5	0	19	1.38	.284	67	0	0	1	74	308 - 200
May	NWA	0	1	4.62	5	5	0	0	0	25.1	27	13	13	0	2	11	0	23	1.50	.281	96	0	0	0	110	423 - 266
June	NWA	0	2	9.95	5	4	0	0	0	19.0	28	21	21	6	2	11	0	19	2.05	.341	82	0	1	2	95	372 - 223
July	NWA	1	1	5.03	5	5	0	0	0	19.2	18	12	11	2	0	15	0	20	1.68	.247	73	2	0	1	89	379 - 220
August	NWA	1	0	0.00	1	1	0	0	0	6.0	3	0	0	0	0	1	0	6	0.67	.143	21	0	0	0	22	100 - 61
On Tuesdays	NWA	0	0	8.25	3	3	0	0	0	12.0	17	11	11	3	0	7	0	12	2.00	.333	51	1	1	0	58	209 - 137
On Wednesdays	NWA	1	1	4.85	3	3	0	0	0	13.0	14	7	7	1	1	9	0	14	1.77	.280	50	0	0	1	60	259 - 154
On Thursdays	NWA	0	1	5.79	2	2	0	0	0	9.1	12	6	6	2	1	3	0	9	1.61	.316	38	0	0	1	43	153 - 101
On Fridays	NWA	1	0	2.70	2	2	0	0	0	10.0	10	3	3	0	0	2	0	13	1.20	.263	38	0	0	0	41	168 - 116
On Saturdays	NWA	2	2	3.00	5	5	0	0	0	24.0	17	8	8	3	1	10	0	24	1.13	.200	85	0	0	2	96	426 - 250
On Sundays	NWA	0	2	9.00	5	4	0	0	0	19.0	25	20	19	3	2	12	0	15	1.95	.325	77	1	0	0	92	367 - 212
In games following a win	NWA	2	3	4.20	10	9	0	0	0	49.1	48	24	23	4	2	21	0	46	1.40	.253	190	2	0	1	214	837 - 512
In games following a loss	NWA	2	3	7.34	10	10	0	0	0	38.0	47	31	31	8	3	22	0	41	1.82	.315	149	0	1	3	176	745 - 458
Starter	NWA	4	5	5.29	19	19	0	0	0	83.1	87	50	49	11	5	41	0	85	1.54	.273	319	2	1	4	368	1505 - 926
Reliever	NWA	0	1	11.25	1	0	0	0	0	4.0	8	5	5	1	0	2	0	2	2.50	.400	20	0	0	0	22	77 - 44

## Andrew Hoffmann - Opposing Hitting - Stat Splits - 2023 - Regular Season (Double-A Only)

Split	Team	AVG	G	AB	R	H	2B	3B	HR	RBI	BB	IBB	SO	SB	CS	OBP	SLG	OPS	HBP	SAC	SF	GIDP
vs Left	NWA	.272	20	169		46	9	1	5	20	25	0	39			.374	.426	.800	3	1	1	1
vs Right	NWA	.288	20	170		49	7	2	7	27	18	0	48			.361	.476	.837	2	0	1	3
Team is ahead	NWA	.325	12	117		38	6	0	7	24	13	0	27			.394	.556	.950	1	0	1	3
Team is behind	NWA	.270	11	63		17	3	0	3	9	7	0	18			.352	.460	.812	1	0	0	1
Score is tied	NWA	.252	19	159		40	7	3	2	14	23	0	42			.355	.371	.726	3	1	1	0
Batting First	NWA	.364	20	44		16	2	2	0	2	8	0	9			.472	.500	.972	1	0	0	0
Batting Second	NWA	.163	20	43		7	2	0	0	2	6	0	13			.294	.209	.503	2	0	0	1
Batting Third	NWA	.238	20	42		10	1	0	2	10	6	0	14			.333	.405	.738	0	0	0	1
Batting Fourth	NWA	.359	20	39		14	4	0	3	8	4	0	10			.422	.692	1.114	1	0	1	1
Batting Fifth	NWA	.289	20	38		11	1	0	1	5	1	0	12			.317	.395	.712	1	0	1	0
Batting Sixth	NWA	.306	20	36		11	2	0	3	8	3	0	9			.359	.611	.970	0	0	0	0
Batting Seventh	NWA	.206	20	34		7	2	0	0	1	4	0	8			.289	.265	.554	0	0	0	1
Batting Eighth	NWA	.242	20	33		8	2	1	0	4	5	0	7			.342	.364	.706	0	0	0	0
Batting Ninth	NWA	.367	20	30		11	0	0	3	7	6	0	5			.472	.667	1.139	0	1	0	0
Leading Off	NWA	.302	20	86		26	6	1	1	1	8	0	20			.362	.430	.792	0	0	0	0
First Inning	NWA	.246	19	69	9	17	5	0	3	9	10	0	20	8	3	.349	.449	.798	2	0	2	0
Second Inning	NWA	.338	19	77	14	26	1	2	3	12	12	0	19	3	2	.427	.519	.946	0	0	0	1
Third Inning	NWA	.277	17	65	13	18	3	0	3	13	7	0	20	4	1	.356	.462	.818	1	0	0	2
Fourth Inning	NWA	.183	18	60	3	11	2	0	1	2	8	0	13	2	1	.290	.267	.557	1	0	0	0
Fifth Inning	NWA	.262	13	42	7	11	3	0	1	5	5	0	10	3	0	.340	.405	.745	0	1	0	0
Sixth Inning	NWA	.450	7	20	7	9	1	1	1	4	1	0	5	0	0	.500	.750	1.250	1	0	0	1
Seventh Inning	NWA	.500	1	6	2	3	1	0	0	2	0	0	0	0	0	.500	.667	1.167	0	0	0	0
Bases Empty	NWA	.268	20	209		56	11	2	3	3	21	0	58			.338	.383	.721	1	0	0	0
Runner at 1st	NWA	.296	20	54		16	2	0	5	12	7	0	16			.387	.611	.998	1	0	0	3
Runner at 2nd	NWA	.364	15	22		8	1	0	2	9	8	0	2			.548	.682	1.230	1	0	0	0
Runner at 3rd	NWA	.375	9	8		3	1	0	1	4	2	0	2			.545	.875	1.420	1	0	0	0
Runners at 1st & 2nd	NWA	.208	17	24		5	1	1	0	4	2	0	4			.296	.333	.629	1	1	0	1
Runners at 1st & 3rd	NWA	.429	6	7		3	0	0	1	6	0	0	1			.375	.857	1.232	0	0	1	0
Runners at 2nd & 3rd	NWA	.143	9	7		1	0	0	0	3	3	0	2			.364	.143	.507	0	0	1	0
Bases Loaded	NWA	.375	6	8		3	0	0	0	6	0	0	2			.375	.375	.750	0	0	0	0
Runners On	NWA	.300	20	130		39	5	1	9	44	22	0	29			.411	.562	.973	4	1	2	4
Scoring Position	NWA	.303	19	76		23	3	1	4	32	15	0	13			.427	.526	.953	3	1	2	1
No Outs	NWA	.292	20	120		35	7	1	3	11	15	0	29			.380	.442	.822	2	1	0	3
One Out	NWA	.255	20	106		27	5	1	5	18	9	0	30			.314	.462	.776	1	0	2	1
Two Outs	NWA	.292	20	113		33	4	1	4	18	19	0	28			.403	.451	.854	2	0	0	0
Late / Close	NWA	.600	1	5		3	1	0	0	2	0	0	0			.600	.800	1.400	0	0	0	0
Ahead in Count	NWA	.218	20	110		24	4	1	1	8	0	0	45			.232	.300	.532	2	0	0	0
Behind in Count	NWA	.280	20	100		28	7	1	2	12	43	0	18			.497	.430	.927	0	0	0	1
0-0 Count	NWA	.381	20	42		16	1	1	2	7	0	0	0			.386	.595	.981	1	1	1	0
0-1 Count	NWA	.370	20	27		10	1	0	1	2	0	0	0			.393	.519	.912	1	0	0	0
0-2 Count	NWA	.323	19	31		10	2	0	0	5	0	0	12			.323	.387	.710	0	0	0	0
1-0 Count	NWA	.238	20	21		5	1	0	1	4	0	0	0			.238	.429	.667	0	0	0	0
1-1 Count	NWA	.414	20	29		12	2	0	4	12	0	0	0			.433	.897	1.330	1	0	0	2
1-2 Count	NWA	.077	20	52		4	1	1	0	1	0	0	33			.094	.135	.229	1	0	0	0
2-0 Count	NWA	.444	19	9		4	0	0	0	0	0	0	0			.444	.444	.888	0	0	0	0
2-1 Count	NWA	.412	20	17		7	2	0	1	4	0	0	0			.412	.706	1.118	0	0	0	1
2-2 Count	NWA	.259	20	58		15	2	0	3	8	0	0	24			.267	.448	.715	1	0	1	1
3-0 Count	NWA	.000	11	1		0	0	0	0	0	4	0	0			.800	.000	.800	0	0	0	0
3-1 Count	NWA	.333	18	15		5	1	1	0	3	19	0	0			.706	.533	1.239	0	0	0	0
3-2 Count	NWA	.189	20	37		7	3	0	0	1	20	0	18			.474	.270	.744	0	0	0	0
Pitcher	NWA	.280	20	339		95	16	3	12	47	43	0	87			.368	.451	.819	5	1	2	4





## #57 ANDREW HOFFMANN

### RIGHT-HANDED PITCHER

**BORN:** February 2, 2000 in Joliet, Illinois (Age 23)  
**HOMETOWN:** Hackettstown, New Jersey  
**RESIDES:** Hackettstown, New Jersey  
**HEIGHT/WEIGHT:** 6'5" / 205 LBS  
**DRAFTED:** Round 12 - 2021 (Atlanta Braves)  
**ACQUIRED:** 7/11/22 - traded by Atlanta with OF Drew Waters and 3B CJ Alexander to Kansas City for 2022 CBA Pick # 35.  
**COLLEGE:** Oakland University (Rochester, Michigan)  
**COLLEGE:** John A. Logan College (Carterville, Illinois)  
**COLLEGE:** University of Illinois (Champaign, Illinois)  
**HIGH SCHOOL:** Plainfield East High School (Plainfield, Illinois)  
**SEASON WITH STORM CHASERS:** 1st Season

### SCOUTING REPORT (4SFB, SNK, SL, CH)

**4-SEAM FASTBALL:** Sits 91-93 mph, averages 91.9 ... Last appearance: Threw it 20% of the time (16/79 pitches)  
**SINKER:** Sits 91-93 mph, averages 91.7 ... Last appearance: Threw it 11% of the time (9/79 pitches)  
**SLIDER:** Sits 81-83 mph, averages 82.0 ... Last appearance: Threw it 44% of the time (35/79 pitches)  
**CHANGEUP:** Sits 84-87 mph, averages 85.8 ... Last appearance: Threw it 23% of the time (18/79 pitches)

### TODAY'S START

- Hoffmann is making his **2nd** start of the season with Omaha and his **22nd** appearance overall in 2023 between Omaha and NW Arkansas, after being promoted from Double-A to Triple-A on Saturday, August 12.
- Hoffmann is tied for the most starts (20) among Royals minor league pitchers, is tied 5th in the system in innings (91.1) and 8th in strikeouts (93) ... at the time of his promotion to Triple-A, he was the Nationals' leader in starts (19), strikeouts (87) and innings (87.1).

### LAST OUTING: TUESDAY, AUGUST 15TH @ TOLEDO

Made his Triple-A debut against the Mud Hens and cruised through the first two innings, retired 6 of his first 7 batters, including 3 on strikeouts ... after getting the first out of the 3rd inning, 6 of the next 7 batters recorded hits and scored 5 runs ... worked around a pair of walks in the 4th inning, then allowed a double to open the 5th inning and was removed, that runner was inherited by *Brett de Deus* and came around to score as the game-tying run, charged to Hoffmann.

### 2023 HIGHLIGHTS

- Entering the season, was rated by *Baseball America* as the No. 15 prospect in the Royals system, but fell out of the rankings in their midseason update.
- Opened the season again with NW Arkansas (AA) and made 19 starts for the Nationals with 1 relief appearance (bulk pitcher behind MLB Rehabber Angel Zepa) before getting promoted to Triple-A on August 12.
- Threw 3 quality starts in Double-A: **5/9 @ ARK** (6.0 IP, 3 ER), **6/1 vs. CC** (6.0 IP, 1 ER) and **8/5 @ SPR** (6.0 IP, 0 ER) ... NWA went 7-12 in games he started ... threw at least 5.0 innings in 9 of 19 starts, but also had two starts where he didn't make it out of the 2nd inning.
- Had one game where he did not walk a batter (**4/15 @ WCH**), but struck out at least five batters in 9 of 20 appearances, including a season-high 8 on **5/26 @ TUL**.

### CAREER NOTES

- 2022**
- Split season between the Rome Braves (A+) and NW Arkansas (A) traded from the Braves to the Royals on July 11 along with Drew Waters and CJ Alexander for a draft pick (Competitive Balance A, #35 overall)
  - Opened the season with the Rome Braves (A+) and made 15 starts in the South Atlantic League going 7-2 with a 2.36 ERA (21 ER in 80.0 IP), with 90 strikeouts to just 21 walks (4.29 K/BB) ... promoted to the Double-A Mississippi Braves on 7/8 but did not appear in a game for the M-Braves, was with the team three days before being traded.
  - Threw at least 5.0 innings in 13 of his 15 starts with the Rome Braves, seven of them being at least six innings, with a pair of seven-inning starts (4/27 vs. GBO & 6/16 @ ASH) ... recorded three scoreless starts: 5/15 vs. WS (5.0 IP), 6/23 vs. HIC (6.0 IP) and 7/6 vs. ASH (6.0 IP), including 2 of last 3.
  - Recorded a career-high 14.2-inning scoreless streak from 6/16 to 6/29, spanning parts of three starts ... did not allow a run across his last 9.0 innings with Rome before the trade, the last three innings 6/29 @ Greenville and 6.0 scoreless 7/6 vs. Asheville, where he allowed two walks and two hits and struck out eight.
  - Made his Double-A debut with the Nationals on 7/13 @ CC, threw in 4.1 innings and allowed what was at the time career-high five runs on eight hits, but did not walk a batter against a Hooks team that ranked fourth in MiLB in walks ... earned his first Double-A win 8/7 vs. TUL, his first quality start with the Nationals (6.0 IP, 1 ER) and seventh overall in 2022, struck out six, allowing just one run ... transferred to the Development List on 9/12, where he ended the season.

- 2021**
- Drafted by the Atlanta Braves in the 12th Round of the 2021 MLB Draft out of the University of Illinois.
  - Before being drafted, made five relief appearances with the Mahoning Valley Scrappers in the first year of Major League Baseball's Draft League, as one of 39 players to be drafted from the circuit when the Braves took him in the 12th round ... allowed 2 earned runs in 7.2 innings, striking out 13 while walking two.
  - Made his professional debut in Low-A with the Augusta Green GreenJackets ... across seven starts, went 2-2 with a 2.73 ERA (9 ER in 29.2 IP) and 37 strikeouts to just 8 walks (4.63 K/BB).
  - Ended his season with a pair of back-to-back scoreless starts, 9/19 vs. COL and 9/15 @ MB, total of 12.0 IP ... threw 5.0 hitless innings against the Columbia Fireflies in the second game of a doubleheader, faced just two over the minimum, allowed one walk and struck out eight ... threw 7.0 innings against the Myrtle Beach Pelicans, allowed just three hits without a walk with season-high eight strikeouts in his final start of the season.

### COLLEGE (2019-2021)

- Produced a 34-game undefeated streak to end his collegiate career that stretched back to his last start with Oakland his Freshman season on 5/17/19 ... including summer ball, went 16-0 in those starts and three runs or fewer in 31 of 34 starts.
- JUNIOR (2021), ILLINOIS:** Served as the team's Friday Night starter, making 11 starts and led the Fighting Illini with a 2.87 ERA and 62.2 IP ... named All-Big Ten third team in 2021, going 3-0 with a 2.87 ERA (20 ER in 62.2 IP) and 64 strikeouts to 15 walks ... only the sixth Illini pitcher since 1980 to not suffer a loss in a season (min. 10 starts) ... team record was 8-3 in games he started.
- SOPHOMORE (2020), JOHN A. LOGAN CC:** Across five starts (26.0 IP), went 5-0 with a 2.08 ERA, 7 walks and, 46 strikeouts.
- FRESHMAN (2019), OAKLAND UNIVERSITY:** Started 12 of 13 games (56.0 IP), went 2-6 with a 6.75 ERA33 walks and 46 strikeouts ... second on team in ERA and third in innings pitched ... Summer of 2019, played for the Traverse City Pit.
- Spitters of the Northwoods League and went 8-0 with a 1.08 ERA and 43 strikeouts, was named the 2019 Northwoods League Pitcher of the Year and 2019 Northwoods League All-Star, led the Northwoods League in ERA and wins.

### MISCELLANEOUS

- Two-year letterwinner at Plainfield East, where he played for head coach Adam O'Reel and was named All-Southern Prairie Conference, has the Plainfield High School all-time strikeout record.
- Parents are Glen and Sue ... Sister is Ashley

### SEASON / CAREER HIGHS

SEASON	CAREER
Last: 8/5/2023 @ Springfield 6.0 (3x)	INNINGS PITCHED 7.0 (3x) 6/16/2022 @ Asheville
Last: 8/15/2023 @ Toledo 8 (3x)	HITS ALLOWED 8 (5x) Last: 6/18/2023 @ Frisco
Last: 8/15/2023 @ Toledo 6 (2x)	RUNS ALLOWED 6 6/7/2023 @ Springfield
6/7/2023 @ Springfield 6	EARNED RUNS ALLOWED 6 6/7/2023 @ Springfield
6/25/2023 @ Tulsa 2 (4x)	HOME RUNS ALLOWED 2 (5x) 6/25/2023 @ Tulsa
7/8/2023 vs. Arkansas 5	WALKS ALLOWED 5 7/8/2023 vs. Arkansas
5/26/2023 @ Tulsa 8	STRIKEOUTS 11 4/21/2022 @ Bowling Green
5/9/2023 @ Arkansas 24	BATTERS FACED 28 7/22/2022 vs. Springfield
8/5/2023 @ Springfield 100	PITCHES THROWN 100 (2x) Last: 8/5/2023 @ Springfield
4/15/2023 to 4/27/2023 8.0 IP	SCORELESS STREAK 14.2 IP 6/16/2022 to 6/29/2022

### 2023 RUN SUPPORT (OMAHA STARTS ONLY)

RUNS SCORED	0	1	2	3	4	5	6	7	8	9	10+
GAMES											1
PLAYER W-L											0-0
Team W-L											1-0

### 2023 GAME-BY-GAME

#### NW ARKANSAS NATURALS, AA

DATE	OPPONENT	RES	LEFT GAME	DEC	IP	H	R	ER	HR	HB	BB	SO	BF	NP-S
4/8	vs. Midland	L, 4-0	End 4th, losing 1-0	L	4.0	3	1	1	0	0	3	4	17	76 - 39
4/15	@ Wichita	W, 12-3	Middle 6th, winning 11-3	W	5.0	4	3	3	2	0	0	1	5	19 82 - 57
4/21	vs. Amarillo	W, 5-0	End 5th, winning 5-0	W	5.0	4	0	0	0	0	1	5	19	82 - 54
4/27	@ San Antonio	L, 5-1	Bottom 4th, losing 5-1	L	3.1	8	5	5	2	1	1	3	20	68 - 50
5/3	vs. Wichita	L, 3-1	Top 5th, tied 1-1	-	4.1	5	1	1	0	0	3	4	21	92 - 52
5/9	@ Arkansas (Q)	L, 8-4	Middle 7th, winning 4-3	-	6.0	5	3	3	0	0	3	7	24	71 - 48
5/14	@ Arkansas	L, 4-3	Middle 6th, tied 3-3	-	5.0	6	3	3	0	1	3	2	22	90 - 52
5/20	vs. Springfield	L, 9-0	Top 6th, losing 1-0	L	5.0	5	3	3	0	1	1	2	21	84 - 52
5/26	@ Tulsa	L, 4-3	Bottom 6th, tied 3-3	-	5.0	6	3	3	0	0	1	8	22	86 - 62
6/1	vs. Corpus Christi (Q)	L, 3-1	End 6th, tied 1-1	-	6.0	4	1	1	0	0	2	6	23	85 - 51
6/7	@ Springfield	L, 6-4	Bottom 4th, losing 6-3	L	3.1	6	6	6	1	1	4	3	19	80 - 46
6/13	vs. Frisco	L, 11-6	Top 2nd, losing 5-4	-	1.2	6	5	5	2	0	1	2	12	53 - 35
6/18	vs. Frisco *	L, 5-4	End 7th, losing 5-3	L	4.0	8	5	5	1	0	2	2	22	77 - 44
6/25	@ Tulsa	W, 11-4	Middle 5th, tied 4-4	-	4.0	4	4	4	2	1	2	6	19	77 - 47
7/2	@ Wichita	W, 7-4	Bottom 2nd, losing 2-0	-	1.2	2	4	4	0	0	3	2	9	44 - 22
7/8	vs. Arkansas	W, 4-3	End 4th, winning 4-1	-	4.0	2	1	1	1	0	5	5	18	84 - 41
7/19	vs. Tulsa	W, 4-3	Top 6th, losing 4-0	W	5.1	3	0	0	0	0	2	7	20	87 - 56
7/25	@ Arkansas	L, 4-3	Bottom 5th, tied 3-3	-	4.1	6	3	3	1	0	3	3	22	85 - 54
7/30	@ Arkansas	L, 15-0	Bottom 5th, losing 3-0	L	4.1	5	4	3	0	0	2	3	20	79 - 47
8/5	@ Springfield (Q)	W, 5-0	Middle 7th, winning 5-0	W	6.0	3	0	0	0	0	1	6	22	100 - 61

#### OMAHA STORM CHASERS, AAA

DATE	OPPONENT	RES	LEFT GAME	DEC	IP	H	R	ER	HR	HB	BB	SO	BF	NP-S
8/15	@ Toledo	W, 11-8	Bottom 5th, winning 6-5	-	4.0	8	6	5	1	0	2	6	22	79 - 47

(Q) Indicates Quality Start

\* Indicates Relief Appearance

### 2023 BATTED BALL STATISTICS (AA & AAA)

BABIP	GB/FB	LD%	GB%	FB%	IFFB%	HR/FB	Pull%	Cent%	Oppo%	SwStr%
.342	0.94	23.3%	37.2%	39.5%	27.0%	12.0%	45.3%	22.7%	32.0%	11.4%

### vs. TOLEDO IN 2023

W	L	ERA	G	GS	CG	SHO	GF	HLD	SV	SVO	IP	H	R	ER	HR	HB	BB	IBB	SO	WHIP	AVG
0	0	11.25	1	1	0	0	0	0	0	0	4.0	8	6	5	1	0	2	0	6	2.50	.400

### vs. TOLEDO HITTERS IN 2023

PLAYER	AVG	AB	H	2B	3B	HR	RBI	BB	SO	PLAYER	AVG	AB	H	2B	3B	HR	RBI	BB	SO
Keith, C	.000	3	0	0	0	0	0	0	0	Meadows, P	.333	3	1	0	1	0	1	0	1
Kreidler, R	.000	2	0	0	0	0	0	0	2	Nevin, T	.667	3	2	1	0	0	0	0	1
Leonard, E	.000	1	0	0	0	0	0	1	0	Pérez, W	.500	2	1	1	0	0	1	0	0
Lipcius, A	.500	2	1	0	0	0	1	0	1	Sands, D	.500	2	1	0	0	0	0	0	1
Malloy, J	1.000	2	2	1	0	1	2	1	0										

### CAREER PITCHING

SEASON	TEAM	W	L	ERA	G	GS	CG	SHO	SV	SVO	IP	H	R	ER	HR	HB	BB	IBB	SO	WHIP	AVG	AB	WP	BK	GIDP	TBF	NP-S
2021	Augusta (A)	2	2	2.73	7	7	0	0	0	0	29.2	21	10	9	2	0	8	0	37	0.98	.198	106	2	0	2	116	419 - 289
2022	Rome (A+)	7	2	2.36	15	15	0	0	0	0	80.0	63	23	21	9	1	21	0	90	1.05	.217	290	4	2	10	317	1210 - 796
	NW Arkansas (AA)	2	4	6.64	9	9	0	0	0	0	39.1	50	32	29	5	3	20	0	30	1.78	.313	160	1	0	3	185	744 - 451
2023	NW Arkansas (AA)	4	6	5.56	20	19	0	0	0	0	87.1	95	55	54	12	5	43	0	87	1.58	.280	339	2	1	4	390	1582 - 970
	Omaha (AAA)	0	0	11.25	1	1	0	0	0	0	4.0	8	6	5	1	0	2	0	6	2.50	.400	20	2	0	0	22	79 - 47
Minor League Totals (4 Seasons)		15	14	4.42	52	51	0	0	0	0	240.1	237	126	118	29	9	94	0	250	1.38	.259	915	11	3	19	1030	4034 - 2553



## PLAYER

## QUICK NOTES

## CAREER HIGHS

## 48 JOE BARLOW

RHP • R/R • 6'2" • 200 lbs • 9/28/1995 (27)  
Claimed off Waivers from Texas – 8/4/2023  
Drafted by Texas – 2016, 11th Round (Salt Lake CC)  
Born: Riverton, Utah • Resides: Scottsdale, Arizona

## 32 CHRISTIAN CHAMBERLAIN

LHP • L/L • 5'10" • 175 lbs • 7/20/1999 (24)  
2020 MLB Draft – Round 4 (Oregon State)  
Born: Grand Junction, Colorado • Resides: Reno, Nevada

## 46 STEVEN CRUZ

RHP • R/R • 6'6" • 233 lbs • 6/15/1999 (24)  
Traded from Minnesota – 1/24/2023  
Originally signed 3/20/2017 with Minnesota (Intl. F.A.)  
Born/Resides: Salcedo, Dominican Republic

## 36 BRETT DE GEUS

RHP • R/R • 6'2" • 190 lbs • 11/4/1997 (25)  
Signed 5/12/2023 as a Minor League Free Agent  
Born/Resides: Pleasanton, California

## 55 JONAH DIPOTO

RHP • R/R • 6'1" • 225 lbs • 9/3/1996 (26)  
2019 MLB Draft – Round 35 (UC San Diego)  
Born: Queens, New York • Resides: San Diego, California

## 54 JONATHAN HEASLEY

RHP • R/R • 6'3" • 235 lbs • 1/27/1997 (26)  
2018 MLB Draft – Round 13 (Oklahoma State)  
Born: Plano, Texas • Resides: Dallas, Texas

## 62 WILL KLEIN

RHP • R/R • 6'5" • 230 lbs • 11/28/1999 (23)  
2020 MLB Draft – Round 5 (Eastern Illinois)  
Born: Maryville, Tenn. • Resides: Bloomington, Ind.

## 52 JAMES MCARTHUR

RHP • R/R • 6'7" • 230 lbs • 12/11/1996 (26)  
Traded from Philadelphia – 5/8/2023  
Drafted by Philadelphia – 2018, 12th Round (Ole Miss)  
Born/Resides: New Braunfels, Texas

## 40 WALTER PENNINGTON

LHP • L/L • 6'2" • 205 lbs • 4/14/1998 (25)  
Signed 8/19/2020 as an Undrafted Free Agent (Columbia School of Mines)  
Born: Englewood, Colo. • Resides: Broomfield, Colo.

## 45 EVAN SISK

LHP • L/L • 6'2" • 195 lbs • 4/23/1997 (26)  
Traded from Minnesota – 1/24/2023  
Drafted by St. Louis – 2018, 16th Round (College of Charleston)  
Born: Pineville, N.C. • Resides: Chester, S.C.

## 43 COLLIN SNIDER

RHP • R/R • 6'4" • 205 • 10/10/1995 (27)  
2017 MLB Draft – Round 12 (Vanderbilt)  
Born/Resides: Murfreesboro, Tennessee

2023: Opened the season with Round Rock (AAA), pitched 20 games across 3 stints with the Express and 13 games over 2 stints with Texas in the big leagues (5/16-5/30 & 6/14-7/4) with a 4.66 ERA (6 ER in 9.2 IP) and 6 strikeouts to just 2 walks ... 13 of 20 appearances with Round Rock were scoreless ... claimed off waivers from Texas by the Royals on 8/4, optioned to Omaha, served as opener on 8/12.

2022: Spent the entire season in the Rangers' bullpen ... set MLB career highs in games pitched (35), saves (13) and strikeouts (28) and led the Rangers in saves despite two stints in the injured list ... finished with a 3-1 record and 3.86 ERA (15 ER in 35.0 IP) ... his 7.20 K/9 was 2nd-lowest among MLB pitchers with 10+ saves (5.63-ARI's Mark Melancon) ... underwent arthroscopic surgery on 11/4/22 to separate a pair of fused tendons in his right wrist.

2021: Opened the season with Round Rock (AAA) and pitched 17 games for the Express before his contract was selected on 6/23 ... pitched to a 1.55 ERA (5 ER in 29.0 IP) with 11 saves over 31 games with Texas ... ranked among MLB leaders (min. 30 G) in opp. BA (1st), OBP (3rd), SLG (3rd), OPS (3rd), WHIP (3rd, 0.83), and ERA (8th).

4SFB (91-93), SL (85.3), CB (75.7)

CONSECUTIVE BATTERS RETIRED: 1 (8/16)

SCORELESS STREAK: 0.1 IP (8/16)

Ranked by Baseball America as the No. 30 Royals prospect

2023: Opened the year in NW Arkansas (AA) and made 20 appearances out of the bullpen for the Naturals and went 1-2 with a 1.99 ERA (7 ER in 31.2 IP), struck out 49 (13.93 K/9) ... 14 of 20 Double-A appearances were scoreless ... promoted to Omaha on 6/20, made Triple-A debut 6/20 @ ROC (1.0 IP, 2 R, 2 K) ... only 10 of 19 Triple-A games have been scoreless ... among Royals MLB pitchers (min. 40.0 IP), 3rd with 13.22 K/9 and 3rd with 32.1% K%.

2022: After beginning the season with Quad Cities (A+), was assigned to NW Arkansas (AA) on May 31 and finished the season in Double-A ... pitched 33 games between the two levels, among Royals Minor League pitchers with at least 40.0 innings pitched, his 13.22 K/9 and 29.6% K% both ranked 3rd-best ... his 19.3% BB% was 2nd-worst.

2021: Assigned to Quad Cities (A+) on 5/23 to begin his career in professional baseball and pitched two games out of the bullpen for the River Bandits, going 1-0 with a 4.91 ERA (2 ER in 3.2 IP) with just one walk and six strikeouts, before being placed on the 7-Day Injured List on 6/14, where he remained for the rest of the season.

4SFB (93-96), SL (84.5), CB (80.5), SNK (94.2)

CONSECUTIVE BATTERS RETIRED: 3 (8/16 to 8/18)

SCORELESS STREAK: 2.2 IP (8/8 to 8/18)

2023: Traded from Minnesota with Evan Sisk to KC in exchange for Michael A. Taylor on Jan. 24 ... opened the year with NW Arkansas (AA), appeared in 29 games, with a 2.20 ERA (8 ER in 32.2 IP), 9 saves, and 42 strikeouts, at the time of his promotion to Triple-A, led the Texas league in saves (9), tied 3rd in games pitched (29) ... did not allow an earned run over his last 14 appearances (16.2 IP) with NWA ... assigned to Omaha on 7/12, threw scoreless inning in debut 7/14 ... 7 of 11 Triple-A appearances have been scoreless ... fastball averages 96.9 mph, has hit 100mph 4 times this year.

2022: Spent the season with Wichita (AA), appeared in 46 games out of the bullpen with a 1-4 record, four saves and a 5.14 ERA (32 ER in 56.0 IP), with 72 strikeouts (11.6 K/9) ... led the Wind Surge staff in games pitched, 2nd in the Texas League ... among Twins MLB pitchers, t-2nd in games pitched, behind Evan Sisk (50), who he was traded with to Kansas City.

2021: In his first year of full-season ball, spent most of the year with Fort Myers (A) before ending the year with Cedar Rapids (A+) ... pitched in 28 games (two starts) between the two levels and went 4-2 with a 4.32 ERA (24 ER in 50.0 IP) with a career-high 80 strikeouts (14.4 K/9) with a .189 opponents' batting average (35-for-185).

4SFB (95-99), SL (90.1), SNK (96.5)

CONSECUTIVE BATTERS RETIRED: 0

SCORELESS STREAK: 2.1 IP (8/12 to 8/18)

2023: Opened the season with the Frederick team in the independent Atlantic League, pitched 5 games with 3.00 ERA (2 ER in 6.0 IP) and was signed by Kansas City as a minor league free agent on 5/12, then assigned to NW Arkansas (AA) on 5/30 ... pitched 19 games (2 starts) for NWA and went 1-1 with a 2.97 ERA (11 ER in 33.1 IP) with 28 strikeouts to 8 walks (3.5 K/BB) ... assigned to Omaha on 8/10.

2022: After being outrighted off the 40-man roster by Arizona in December 2021, opened the season with Amarillo (AA) and pitched 17 games for the Sod Poodles, before being released on 6/6 ... finished the year with the York Revolution in the independent Atlantic League and pitched in 33 games, with a 2-2 record and 6.43 ERA (25 ER in 35.0 IP).

2021: Was selected by the Texas Rangers from the Dodgers organization with the 2nd pick in the 2020 Rule 5 Draft and made the Rangers' Opening Day roster in 2021, made his MLB debut 4/7/21 @ Kansas City with 3 ER in 1.0 IP ... was designated for assignment 6/23/21 after posting a 8.44 ERA over 19 games for Texas ... claimed off waivers by Arizona on 6/25 and went 3-2 with a 6.56 ERA and 15 strikeouts over 28 relief appearances, then was designated for assignment in November.

SNK (93-96), CUT (89.2), CB (83.1)

CONSECUTIVE BATTERS RETIRED: 1 (8/15)

SCORELESS STREAK: 0.2 IP (8/15)

2023: For the 2nd straight year, made his spring debut with a scoreless Cactus League inning against his dad's Seattle Mariners, on 2/26 ... opened the regular season with NW Arkansas (AA), pitched 10.1 scoreless innings with 1 ER and 13 K across 7 relief outings ... assigned to Omaha (AAA) on 5/3, has not allowed an earned run in 16 of 27 outings with Omaha, a streak of 6 straight scoreless games from 6/8 to 6/30 with 1 ER in 9.2 IP in June (0.93 ERA).

2022: Pitched a scoreless Cactus League inning with a strikeout on 3/29 against his dad's Seattle Mariners ... spent the entire season with NW Arkansas (AA) and led the Naturals with 42 games pitched ... 11.87 K/9 ranked second among Royals minor leaguers (min. 60.0 IP), .212 opponents' batting average and 28.1% K% ranked 3rd.

MISC: Full name is Jonah Seaver Dipoto, after Tom Seaver ... father Jerry Dipoto is currently the President of Baseball Operations for the Seattle Mariners, formerly their GM.

SNK (93-95), SL (81.7), CB (80.2)

CONSECUTIVE BATTERS RETIRED: 4 (8/19)

SCORELESS STREAK: 1.2 IP (8/19)

2023: Opened the year in Omaha's rotation, on his 4th stint with the Storm Chasers after 3 stints with the Royals ... in 12 MLB games, has a 7.20 ERA (12 ER in 15.0 IP) with 9 strikeouts and 2 walks ... first 13 Triple-A appearances were starts, his next 5 were in relief, including the first two times as the "bull" pitcher behind an opener ... 2 of first 4 starts were quality starts, 4/7 vs. TOL (6.0 IP, 2 ER) and 4/19 vs. GWN (7.0 IP, 3 ER).

2022: Split the season between KC in Omaha, making 21 starts over four stints with the Royals, plus nine starts with the Storm Chasers ... 21 MLB starts ranked 7th among Major League rookies ... opened the year in Triple-A, made six starts before being first called to KC on 5/12 ... across all nine outings with Omaha, struck out 45 in 39.1 innings (10.3 K/9).

2021: Named Kansas City's Double-A Pitcher of the Year with NW Arkansas (AA) and spent much of the season with the Naturals before making his MLB debut with Kansas City on 9/17 and finishing the year with the Royals ... in 22 appearances (21 starts) with NWA, went 7-3 with a 3.33 ERA (39 ER in 105.1 IP) and 120 strikeouts (10.3 K/9).

4SFB (92-94), CB (79.2), SWP (92.9), CH (85.5)

CONSECUTIVE BATTERS RETIRED: 0

SCORELESS STREAK: 0.0 IP

Ranked by MLB Pipeline as the No. 28 Royals prospect ... Ranked by Baseball America as the No. 22 Royals prospect

2023: Opened the season back with NW Arkansas (AA) and appeared in 21 games out of the bullpen, with a 3.38 ERA (11 ER in 29.1 IP) and 44 strikeouts to 14 walks ... did not allow a run over his final 11.0 IP (6 games) with NWA ... promoted to Omaha on 6/13, made his Triple-A debut on 6-14 vs. COL with 2.0 scoreless IP, 5 K including his first 3 ... fastball averages 97.3, max of 100.7 mph ... threw 0.1 IP in Futures Game on 7/8 in Seattle, 2 BB and took the L ... after allowing 3 ER in his first 15.2 IP (1.72 ERA) and 12 games ... in his last 6 games, has allowed 11 ER in his last 6.1 IP (15.63 ERA).

2022: Opened the season on Injured List with shin splints, assigned to NW Arkansas (AA) on May 14, where he spent the entire season ... over 400 outings (13 starts), had a 10.51 ERA (51 ER in 43.2 IP) and 55 strikeouts to 51 walks (1.08 K/BB) ... among Royals Minor League pitchers (min. 40.0 IP), his 11.34 K/9 ranked 6th-best, and 22.0% BB% was last.

2021: Began his professional career in Quad Cities (A+) ... pitching in 36 games out of the bullpen for the River Bandits ... went 7-1 with four saves and a 3.58 ERA (25 ER in 70.1 IP) and 121 strikeouts ... named an MLB.com Organization All-Star and recognized as the Royals' Pitching Prospect of the Year by MLB Pipeline.

4SFB (96-99), CB (82.3), CUT (88.6)

CONSECUTIVE BATTERS RETIRED: 1 (8/16)

SCORELESS STREAK: 0.1 IP (8/16)

2023: Since being optioned to Omaha on 6/20, has retired 48 of 61 batters faced (69%) in Triple-A. 12 of his last 14 Triple-A outings have been scoreless ... traded by PHI to KC on 5/8 for OF Junior Marin and cash ... made 5 appearances (4 starts) with Lehigh Valley (AAA) and went 0-2 with a 7.31 ERA (13 ER in 16.0 IP) with 15 strikeouts and 7 walks ... 13 of 20 Omaha outings have been scoreless, including 2 short starts ... 11 of 20 have been 2.0 IP + ... recalled by KC on 6/24 and made his MLB debut 6/28 vs. CLE, allowed 7 R on 6 H & 1 BB in 1.0 IP and was optioned back to Omaha 6/30 ... pitched for KC from 8/1 to 8/16, made 5 appearances with a pair of scoreless outings and 4 strikeouts in 6.0 IP.

2022: Limited to 3 starts for Reading (AA) and went 2-6 with a 5.05 ERA ... placed on the IL on 6/22 with a right posterior elbow impingement, reinstated on 6/29, recalled by the Phillies and placed on the 60-day IL for the remainder of the season with a right elbow stress reaction.

2021: Selected to Philadelphia's 40-man roster in November, recorded a 4.25 ERA (37 ER in 78.1 IP) with 83 K in 20 games (15 starts) between Jersey Shore (A+) and Reading (AA).

SNK (93-95), CB (81.4), SL (86.7), CH (87.7)

CONSECUTIVE BATTERS RETIRED: 7 (8/19)

SCORELESS STREAK: 2.2 IP (8/19)

2023: Opened the season with NW Arkansas (AA) and pitched 9.2 scoreless innings with 11 strikeouts across 8 relief outings, allowed 4 H and 4 BB for a 0.83 WHIP and .129 BAA ... assigned to Omaha (AAA) on 5/3 and made his Triple-A debut 5/5 vs. LOU, struck out his first 2 batters in a 1-2-3 7th inning ... four straight scoreless between 5/13 and 5/24 ... has not allowed an earned run in 29 of 31 Omaha appearances this year, has two 3.0 IP outings.

2022: Opened the season with Quad Cities (A+) and pitched 5.2 scoreless innings with nine strikeouts, across three relief outings ... assigned to NW Arkansas (AA) on 4/21, where he ended the season ... earned decisions in 5 of first 6 outings with Naturals (3 W, 1 L, 1 SV) ... 13 of 33 NWA outings were scoreless, allowed 1 ER or less in 20 of 33 ... made first pro start 6/22 vs. SPR ... was on the Injured List from 8/18 to 9/1, threw scoreless 8th inning in first outing back 9/3.

MISC: Graduated from the Colorado School of Mines with a mechanical engineering degree, threw 224.2 innings, but also hit .288 with a 1.142 OPS as an outfielder.

SNK (92-94), SL (83.2), CH (86.5)

CONSECUTIVE BATTERS RETIRED: 0

SCORELESS STREAK: 0.0 IP

2023: Has allowed at least 1 run in 7 straight outings (all in August) ... has not allowed an earned run in 28 of his team-best 46 appearances, 4th in the league in games pitched ... has allowed 2+ ER in 11 outings ... threw 2.0 perfect innings 5/6 vs. LOU, season-high 2.1 shutout innings 6/7 @ IND ... has 14 outings of 1.0 IP or less this season, including 3 opener starts ... has 9 scoreless outings that have lasted less than 1.0 inning.

2022: Split his first full season in the Twins organization between Wichita (AA) and St. Paul (AAA), earned Minnesota MLB.com Organization All-Star honors as a relief pitcher ... posted a 1.57 ERA (11 ER in 63.0 IP) with 76 strikeouts against 29 walks (10.86 K/9 and 2.62 K/BB) across 50 games between the two levels, the best ERA in 2022 among all MLB relievers that made 50+ appearances and threw a minimum of 60.0 IP.

2021: Began the season in the Cardinals organization, acquired by Minnesota via trade on July 30 ... split the year between Peoria (A+), Springfield (AA) and Wichita (AA), combining to pitch in 39 games with a 3-1 record and 3.91 ERA (23 ER in 53.0 IP), striking out 69 with 35 walks.

SNK (90-93), SL (78.9), 4SFB (89.9), CH (84.2)

CONSECUTIVE BATTERS RETIRED: 1 (8/19)

SCORELESS STREAK: 0.1 IP (8/19)

2023: Opened the season with Omaha and pitched in 28 games before his first call-up of the season on 7/1 ... pitched in 5 games with KC (first 3 were scoreless) with a 7.71 ERA (4 ER in 4.2 IP) and optioned back to Omaha 7/16 ... 21 of 39 appearances with Omaha have been scoreless, including 5 straight between May 10 and 19 ... has allowed more than 1 run six times this year with the Chasers.

2022: Made the Opening Day Roster and his MLB debut with KC on April 1, in his first season in the big leagues, started and ended the season with Kansas City ... pitched in 42 games across five stints with the Royals, going 4-2 with a 6.55 ERA (25 ER in 34.1 IP) ... began his career with 5.1 scoreless innings over 6 games, and pitched in 27 of KC's first 56 games during his first stint from Opening Day through 6/9 ... also appeared in 20 games with Omaha (AAA) with a 5.40 ERA (13 ER in 21.2 IP) and 12 strikeouts in KC's first 56 games.

2021: Split the season between NW Arkansas (AA) and Omaha, making a career-high 48 appearances with a career-high 64 strikeouts and 26 walks ... joined the Storm Chasers a week into the season, returned to NWA on June 6, transferred back to Triple-A on August 24 ... posted a 3.15 ERA in 25 Double-A outings before returning to Omaha.

SNK (94-96), SL (84.0), CH (90.6)

CONSECUTIVE BATTERS RETIRED: 1 (8/19)

SCORELESS STREAK: 5.2 IP (8/11 to 8/19)

IP 4.2 7/28/17 @ Everett

K 6 (5x) Last: 7/15/18 @ Charleston

BB 4 (2x) Last: 6/22/18 vs. West Virginia

H 6 7/23/16 vs. AZL Dodgers

ER 5 5/24/18 vs. Delmarva

NP 67 7/1/17 @ Boise

IP 2.2 (2x) Last: 5/14/22 vs. Wisconsin

K 6 5/3/22 @ Cedar Rapids

BB 4 4/8/22 @ South Bend

H 4 (3x) Last: 7/16/22 vs. Indianapolis

ER 6 6/17/22 vs. Arkansas

NP 48 4/8/22 @ South Bend

IP 4.0 (2x) Last: 6/23/18 @ GCL Red Sox

K 6 (3x) Last: 8/25/19 vs. Danville

BB 5 7/9/18 vs. GCL Rays

H 5 (3x) Last: 5/14/21 vs. Clearwater

ER 6 (2x) Last: 8/10/23 vs. Iowa

NP 54 5/8/21 @ Bradenton

IP 6.0 (3x) Last: 8/24/18 @ Orem

K 7 6/28/18 @ Orem

BB 4 (2x) Last: 5/7/19 @ Kane County

H 9 (2x) Last: 8/19/18 vs. Idaho Falls

ER 6 8/19/18 vs. Billings

NP 94 8/24/18 @ Orem

IP 3.0 (4x) Last: 5/16/21 vs. Cedar Rapids

K 6 5/16/21 vs. Cedar Rapids

BB 4 (2x) Last: 4/8/22 @ Springfield

H 5 8/24/22 vs. Springfield

ER 4 (3x) Last: 8/11/23 vs. Iowa

NP 50 8/24/22 vs. Springfield

IP 7.0 (4x) Last: 4/19/23 vs. Gwinnett

K 12 6/25/19 vs. Columbia

BB 6 (2x) Last: 5/25/22 @ ARIZONA

H 11 5/21/23 vs. Toledo

ER 11 4/13/23 @ Iowa

NP 108 9/3/22 @ DETROIT

IP 3.0 (5x) Last: 8/12/21 vs. Beloit

K 6 (5x) Last: 8/12/21 vs. Beloit

BB 5 (2x) Last: 6/2/22 vs. Corpus Christi

H 6 8/24/22 vs. Springfield

ER 7 8/24/22 vs. Springfield

NP 56 7/1/21 vs. Cedar Rapids

IP 7.0 8/28/19 vs. Lakeland

K 10 8/13/21 vs. Akron

BB 6 6/9/21 vs. Hartford

H 8 (2x) Last: 4/27/22 @ New Hampshire

ER 6 6/28/23 vs. CLEVELAND

NP 98 6/15/22 vs. Portland

IP 3.2 7/16/21 @ Myrtle Beach

K 5 (2x) Last: 4/15/22 vs. Cedar Rapids

BB 4 (3x) 8/17/22 vs. San Antonio

H 5 (4x) Last: 8/13/22 @ Arkansas

ER 6 8/17/22 vs. San Antonio

NP 58 6/22/22 vs. Springfield

IP 3.0 (5x) Last: 6/18/21 @ Wichita

K 5 (4x) Last: 8/20/21 @ Springfield

BB 3 (6x) Last: 7/16/23 vs. Indianapolis

H 5 (3x) Last: 8/12/21 @ Tulsa

ER 4 (4x) Last: 8/9/23 vs. Iowa

NP 55 8/20/21 @ Springfield

IP 6.0 4/8/18 vs. Charleston

K 5 (2x) Last: 6/30/21 @ Springfield

BB 3 (5x) Last: 8/1/23 @ Louisville

H 11 9/2/18 @ Greenville

ER 7 5/14/21 @ Columbus

NP 90 4/13/18 @ Augusta



RELIEVERS				ENTRANCE SITUATION			INNING ENTERING THE GAME										INHERITED RUNNERS			1-2-3 INNINGS		
PITCHER	LEAD	TRAIL	TIED	1	2	3	4	5	6	7	8	9	10+	BR INHER.	BR SCORE	% SCORE	TOTAL	POSSIBLE	% 1-2-3			
48 Barlow, Joe	-	2	1	1	-	-	-	-	2	-	-	-	-	2	1	-	0	5	0.0%			
31 Bowlan, Jonathan	-	2	-	-	-	1	-	-	1	-	-	-	-	-	-	-	2	8	25.0%			
50 Castillo, Max	-	1	-	-	-	-	-	1	-	-	-	-	-	-	-	-	2	4	50.0%			
32 Chamberlain, Christian	6	10	3	-	1	1	2	2	3	6	4	-	-	7	1	14.3%	3	14	21.4%			
46 Cruz, Steven	2	8	1	-	-	-	-	1	2	2	5	1	-	6	3	50.0%	4	9	44.4%			
36 de Geus Brett	1	2	-	-	-	1	-	-	-	1	-	-	-	1	1	100.0%	0	3	0.0%			
54 Dipoto, Jonah	9	15	3	-	-	2	2	2	9	3	6	2	1	23	11	47.8%	8	23	34.8%			
54 Heasley, Jonathan	3	1	1	-	-	1	-	1	2	-	1	-	-	-	-	-	2	11	18.2%			
62 Klein, Will	13	4	1	-	-	-	-	-	2	3	4	9	-	5	2	40.0%	7	20	35.0%			
52 McArthur, James	8	7	3	-	-	1	1	5	4	6	1	-	-	8	4	50.0%	11	24	45.8%			
35 Parrish, Drew	1	1	-	-	1	-	-	-	-	-	-	-	-	-	-	-	3	7	42.9%			
40 Pennington, Walter	12	15	4	-	-	-	4	3	12	6	3	3	-	11	6	54.5%	11	28	39.3%			
47 Sisk, Evan	17	20	6	-	-	1	1	1	10	12	11	6	1	25	10	40.0%	6	26	23.1%			
43 Snider, Collin	19	18	2	-	-	-	-	1	6	11	14	6	-	12	5	41.7%	7	31	22.6%			
56 Veneziano, Anthony	1	-	-	-	-	-	-	-	-	-	-	-	-	-	-	-	0	1	0.0%			
SEASON (INCLUDING INACTIVE)				175	181	38	1	1	16	15	39	77	87	86	69	3	186	81	43.5%	108	385	28.1%

## STORM CHASERS BULLPEN USAGE (PITCH COUNT, LAST TWO WEEKS)

DAY OF WEEK		TUE	WED	THU	FRI	SAT	SUN	MON	TUE	WED	THU	FRI	SAT	SUN	LAST OMAHA RELIEF APPEARANCE											
DATE		8/8	8/9	8/10	8/11	8/12	8/13		8/14	8/15	8/16	8/17	8/18	8/19	8/20	GAME	IP	H	R	ER	BB	SO	HR	BF		
48	Barlow, Joe		38			49 (START)				36					WED 8/16 @ Toledo	1.2	4	2	2	2	2	1	11			
32	Chamberlain, Christian (L)	26		12						19		5			FRI 8/18 @ Toledo	0.1	0	0	0	0	0	0	1			
46	Cruz, Steven			29		9									FRI 8/18 @ Toledo	1.1	0	0	0	2	0	0	6			
36	de Geus Brett			34		49			11			28			TUE 8/15 @ Toledo	1.0	1	0	0	0	0	0	3			
55	Dipoto, Jonah	19			16								35		SAT 8/19 @ Toledo	1.2	0	0	0	2	2	0	7			
54	Heasley, Jonathan				19 (RC)				32					49 (START)	TUE 8/15 @ Toledo	1.2	2	1	1	0	1	0	7			
62	Klein, Will		24		39					25 (START)					FRI 8/11 vs. Iowa	1.2	2	1	1	2	3	0	9			
52	McArthur, James				13 (RC)	18 (RC)			17 (RC)	17 (RC)			31		SAT 8/19 @ Toledo, W	2.2	0	0	0	1	2	0	9			
40	Pennington, Walter (L)	28		11		21					24				THU 8/17 @ Toledo	1.0	3	1	0	0	0	0	6			
43	Sisk, Evan (L)		37		16							16	11		SAT 8/19 @ Toledo	0.1	1	1	1	0	1	1	2			
45	Snider, Collin		32		14				17		13		35		SAT 8/19 @ Toledo, SV	2.0	0	0	0	2	3	0	8			

## OMAHA STARTING PITCHER SPLITS

PITCHER	GS	W-L	TEAM W-L	R	SUPPORT	SUPPORT/GS	FPS	TBF	% FPS	1-2-3 INNINGS	STARTERS	RELIEVERS
50 Castillo, Max	15	3-6	5-10	33	2.20	2.20	214	336	63.7%	26	75	34.7%
35 Parrish, Drew	14	3-4	8-6	59	4.21	4.21	136	272	50.0%	12	51	23.3%
54 Heasley, Jonathan	14	1-5	8-6	40	2.86	2.86	179	307	58.3%	19	64	29.7%
56 Veneziano, Anthony	12	4-3	6-6	31	2.58	2.58	158	258	61.2%	18	60	30.0%
Cox, Austin	9	2-1	5-18	27	3.00	3.00	90	161	55.9%	14	40	35.0%
Mayers, Mike	8	2-1	3-5	15	1.88	1.88	99	160	61.9%	9	34	26.5%
31 Bowlan, Jonathan	7	2-4	2-5	16	2.29	2.29	74	152	48.7%	8	31	25.8%
Zerpa, Angel	6	0-2	1-5	16	2.67	2.67	57	126	45.2%	8	26	30.8%
Ragans, Cole	4	2-1	3-1	15	3.75	3.75	42	81	51.9%	4	15	26.7%
Lynch, Daniel	4	2-0	3-1	15	3.75	3.75	43	75	57.3%	6	17	35.3%
45 Sisk, Evan	3	0-0	0-3	1	0.33	0.33	20	29	69.0%	1	6	16.7%
Yarbrough, Ryan	3	0-0	1-2	5	1.67	1.67	37	53	69.8%	5	14	35.7%
Marsh, Alec	3	2-0	2-1	14	4.67	4.67	46	66	69.7%	1	15	6.7%
Mengden, Daniel	3	0-0	3-0	7	2.33	2.33	19	49	38.8%	2	7	28.6%
Keller, Brad	2	0-0	1-1	5	2.50	2.50	12	19	63.2%	0	4	0.0%
52 McArthur, James	2	0-0	1-1	5	2.50	2.50	12	19	63.2%	3	5	60.0%
57 Hoffmann, Andrew	1	0-0	7-7	6	6.00	6.00	9	22	40.9%	1	4	25.0%
62 Klein, Will	1	0-0	0-1	0	0.00	0.00	3	5	60.0%	0	1	0.0%
48 Barlow, Joe	1	0-0	0-1	1	1.00	1.00	6	11	54.5%	0	2	0.0%
Martinez, Marcelo	1	0-1	0-1	1	1.00	1.00	3	22	59.1%	2	5	40.0%
Kowar, Jackson	1	0-1	0-1	1	1.00	1.00	9	14	64.3%	0	2	0.0%
TOTALS	114			303	2.66	2.66	1,296	2,228	58.2%	137	477	28.7%

## OMAHA STARTING PITCHER/CATCHER MATCHUPS

	LOGAN PORTER										JAKSON REETZ										JOSÉ BRICEÑO										FREDDY FERMIN										TOTALS									
PITCHER	GS	W-L	ERA	IP	ER	BB	SO	GS	W-L	ERA	IP	ER	BB	SO	GS	W-L	ERA	IP	ER	BB	SO	GS	W-L	ERA	IP	ER	BB	SO	GS	W-L	ERA	IP	ER	BB	SO															
50 Castillo, Max	6	2-2	4.55	31.2	16	7	24	4	1-2	3.97	22.0	10	5	21	3	0-0	5.28	15.1	9	3	8	2	0-2	7.71	9.1	8	5	4	15	3-6	4.90	79.0	43	20	57															
35 Parrish, Drew	9	2-4	10.38	34.2	40	27	22	3	1-0	1.46	12.1	2	12	10	-	-	-	-	-	-	-	2	0-0	3.86	7.0	3	3	11	14	3-4	7.50	54.0	45	42	43															
54 Heasley, Jonathan	7	0-4	7.83	33.1	29	11	35	3	0-0	4.12	15.1	7	7	11	-	-	-	-	-	-	-	4	1-1	10.20	17.2	21	9	16	14	1-5	7.73	66.1	57	27	62															
56 Veneziano, Anthony	5	2-0	2.00	27.0	7	9	25	2	1-0	8.59	7.1	7	6	6	5	1-3	4.28	27.1	13	13	26	-	-	-	-	-	-	12	4-3	3.79	61.2	26	28	59																
Cox, Austin	7	1-1	3.72	29.0	12	13	25	2	1-0	0.82	11.0	1	6	9	-	-	-	-	-	-	-	3	0-1	10.50	12	14	6	9	9	2-1	2.93	40.0	13	19	34															
Mayers, Mike	-	-	-	-	-	-	-	5	2-0	4.91	22.0	12	11	20	-	-	-	-	-	-	-	-	-	-	-	-	-	8	2-1	6.88	34.0	26	17	29																
31 Bowlan, Jonathan	7	2-4	5.88	33.2	22	18	27	4	0-2	7.63	15.1	13	10	19	-	-	-	-	-	-	-	-	-	-	-	-	-	7	2-4	5.88	33.2	22	18	27																
Zerpa, Angel	4	0-2	7.63	15.1	13	10	19	-	-	-	-	-	-	-	2	0-0	0.79	11.1	1	3	4	-	-	-	-	-	-	6	0-2	4.73	26.2	14	13	23																
Ragans, Cole	4	2-1	4.82	18.2	10	10	22	-	-	-	-	-	-	-	-	-	-	-	-	-	-	-	-	-	-	-	-	4	2-1	4.82	18.2	10	10	22																
Lynch, Daniel	1	1-0	0.00	6.0	0	0	5	3	1-0	5.25	12.0	7	3	13	-	-	-	-	-	-	-	-	-	-	-	-	-	4	2-0	3.50	18.0	7	3	18																
45 Sisk, Evan	1	0-0	3.86	2.1	1	2	3	-	-	-	-	-	-	-	2	0-0	4.50	4.0	2	3	2	-	-	-	-	-	-	3	0-0	4.26	6.1	3	5	5																
Yarbrough, Ryan	1	0-0	3.86	4.2	2	1	9	-	-	-	-	-	-	-	2	0-0	0.00	10.0	0	1	9	-	-	-	-	-	-	3	0-0	1.23	14.2	2	7	18																
Marsh, Alec	3	2-0	2.40	15.0	4	7	19	-	-	-	-	-	-	-	-	-	-	-	-	-	-	-	-	-	-	-	-	3	2-0	2.40	15.0	4	7	19																
Mengden, Daniel	2	0-0	5.87	7.2	5	4	5	1	0-0	3.00	3.0	1	1	4	-	-	-	-	-	-	-	-	-	-	-	-	-	3	0-0	5.06	10.2	6	5	9																
Keller, Brad	1	0-0	4.50	2.0	1	2	3	-	-	-	-	-	-	-	1	0-0	0.00	2.0	0	3	0	-	-	-	-	-	-	2	0-0	2.25	4.0	1	5	3																
McArthur, James	1	0-0	0.00	3.0	0	0	5	-	-	-	-	-	-	-	1	0-0	0.00	2.0	0	0	2	-	-	-	-	-	-	2	0-0	0.00	5.0	0	0	7																
57 Hoffmann, Andrew	1	0-0	17.25	4.0	6	2	6	-	-	-	-	-	-	-	-	-	-	-	-	-	-	-	-	-	-	-	-	1	0-0	11.25	4.0	5	2	6																
62 Klein, Will	1	0-0	9.00	1.0	1	1	2	-	-	-	-	-	-	-	-	-	-	-	-	-	-	-	-	-	-	-	-	1	0-0	9.00	1.0	1	1	2																
48 Barlow, Joe	1	0-0	13.50	2.0	3	2	0	-	-	-	-	-	-	-	-	-	-	-	-	-	-	-	-	-	-	-	-	1	0-0	13.50	2.0	3	2	0																
Martinez, Marcelo	1	0-1	9.00	5.0	5	1	3	-	-	-	-	-	-	-	-	-	-	-	-	-	-	-	-	-	-	-	-	1	0-1	9.00	5.0	5	1	3																
Kowar, Jackson	-	-	-	-	-	-	-	-	-	-	-	-	-	-	-	-	-	-	-	-	-	-	-	-	-	-	-	1	0-1	13.50	2.2	4	4	3																
Relievers	-	16-19	5.87	286.2	213	197	315	-	4-8	5.29	98.2	58	64	119	-	4-5	6.67	58.0	43	43	59	-	5-7	4.97	54.1	30	37	57	-	29-33	5.75	497.2	318	335	550															
TOTALS	63	30-38	5.79	562.2	362	324	576	23	11-10	4.62	204.1	105	115	213	16	5-8	4.71	130.0	68	69	110	12	6-6	6.99	103.0	80	58	100	114	52-62	5.54	1000.0	615	566	999															
	CS/ATT	18/86		PCT	20.93%			CS/ATT	5/29	PCT	17.24%				CS/ATT	9/21	PCT	42.86%				CS/ATT	3/10	PCT	30.00%				CS/ATT	33/143	PCT	23.08%																		



PLAYER

19 **ALEXANDER**

INFIELDER • L/R • 6'3" • 215 • 7/17/1996 (27)  
Traded from Atlanta — 7/11/2022  
Drafted by Atlanta — 2018, 20th Round  
Born: Merrillville, Indiana • Resides: Surprise, Arizona

60 **JOSÉ BRICEÑO**

CATCHER • R/R • 6'3" • 230 • 9/19/1993 (29)  
Signed 1/18/2023 as a Minor League Free Agent  
Originally signed 4/29/2010 with Colorado (Intl. F.A.)  
Born: Caracas, Venezuela • Resides: Mesa, Arizona

17 **ANGELO CASTELLANO**

INFIELDER • L/R • 6'0" • 165 • 1/13/1995 (28)  
Signed 7/16/2011 as an International Free Agent  
Born/Resides: San Diego, Venezuela

6 **CLAY DUNGAN**

INFIELDER • L/R • 6'1" • 195 • 6/2/1996 (27)  
2019 MLB Draft — Round 9 (Indiana State)  
Born: Muncie, Indiana • Resides: Alexandria, Indiana

24 **NATE EATON**

INFIELD/OUTFIELD • R/R • 5'11" • 200 • 12/22/1996 (26)  
2018 MLB Draft — Round 21 (VMI)  
Born/Resides: Chester, Virginia

28 **TYLER GENTRY**

OUTFIELDER • R/R • 6'2" • 215 • 2/1/1999 (24)  
2020 MLB Draft — Round 3 (Alabama)  
Born: Memphis, Tenn. • Resides: Arlington, Tenn.

13 **NICK LOFTIN**

INFIELDER • R/R • 6'1" • 200 • 9/25/1998 (24)  
2020 MLB Draft — Round 13/2nd Overall (Baylor)  
Born: Corpus Christi, Texas • Resides: Surprise, Ariz.

34 **DEVIN MANN**

INFIELDER • R/R • 6'3" • 210 • 2/11/1997 (26)  
Traded from Los Angeles (NL) — 8/1/2023  
Drafted by Los Angeles (NL) — 2018, 5th Round (Louisville)  
Born/Resides: Columbus, Indiana

4 **EDWARD OLIVARES**

OUTFIELDER • R/R • 6'2" • 195 • 3/6/1996 (27)  
Traded from San Diego — 8/29/2020  
Originally signed 7/2/2014 with Toronto (Intl. F.A.)  
Born/Resides: Caracas, Venezuela

14 **LOGAN PORTER**

CATCHER/INFIELDER • R/R • 6'0" • 200 • 7/12/1995 (28)  
Signed 6/21/2018 as an Undrafted Free Agent (Dixie State)  
Born: Phoenix, Arizona • Resides: Surprise, Arizona

25 **NICK PRATTO** (MLB REHAB)

INFIELD/OUTFIELD • L/L • 6'11" • 230 • 10/6/1998 (24)  
2017 MLB Draft — Round 1/14th Overall (HS)  
Born/Resides: Huntington Beach, Calif.

7 **JOHN RAVE**

OUTFIELDER • L/L • 6'0" • 200 • 12/30/1997 (25)  
2019 MLB Draft — Round 5 (Illinois State)  
Born: Canton, Illinois • Resides: Bloomington, Illinois

8 **BUBBA THOMPSON**

OUTFIELDER • R/R • 6'2" • 195 • 6/9/1998 (25)  
Drafted off Waivers from Texas — 8/13/2023  
Drafted by Texas — 2017, 1st Round/26th (McClain-Catholic HS)  
Born: Jacksonville, Florida • Resides: Mobile, Alabama

QUICK NOTES

- 2023: Hit .391 with a 1.245 OPS in 17 Cactus League games for KC, opened the regular season with OMA, played 44 games but placed on the Injured List 6/11, activated 7/14 ... hit .412 on rehab in 6 games with the ACL Royals, 4 HR, 15 RBI and 1.835 OPS ... 3rd on Chasers with 12 HR despite missing a month.
- 2022: Began year with Mississippi Braves (AA) in the Southern League, traded with 2 players to KC from Atlanta on 7/1, assigned to NW Arkansas (A), in 114 total games, tied 6th in Double-A in RBI (37), tied 10th in HR (25) ... set career highs in games played, 28 (18), HR, RBI and SB (59) ... Double-A leader in AVG (.314) and HR (25), tied 1st in HR (8).
- 2018-21: Played 162 games in the Braves system, between R, A, A+ and AA ... slashed .229/.310/.374 (144-for-238) with 44 HR and 66 RBI ... began and ended 2019 in Double-A with Mississippi, spent July in High-A with the Florida Fire Frogs ... played 87 games in Double-A with league-champion Mississippi in 2021.
- MISC: Brother Blaze is prospect in the Diamondbacks system, a 2022 Texas League Postseason All-Star with Amarillo, added to the D-backs' 40-man roster in November 2022.

HIT STREAK:

ON-BASE BASE STREAK:

- 2023: Opened the season in NW Arkansas (AA) and appeared in 15 games for the Naturals (11 starts at catcher) and hit .246 (16-for-65) with 3 2B and RBI ... on the injured list from 4/30 to 5/16 and again from 5/24 to 6/9 ... assigned to Triple-A on 6/16, has played in 17 of Omaha's 51 games since (33%).
- 2022: Began the season with the Lexington Legends in the independent Atlantic League and appeared in 26 games before signing with Kansas City on May 23 and reporting to Omaha (AAA), where he finished the season, slashing .252/.298/.405 (33-for-133) over 37 games the Storm Chasers (34 starts at catcher).
- 2016 to 2020: Played 5 seasons in the Angels system, beginning in High-A in 2016 before making his MLB debut in 2018 ... played 46 Major League games with the Angels in 2018 and hit .239 (28-for-117), made his debut on May 26 at Yankee Stadium, went 2-for-4 with 1 homer and 2 RBI ... played 2 games with the Angels in 2020.
- 2010 to 2015: Played 5 seasons in the Rockies system and reached Low-A ... traded to Atlanta in 2015 and spent the year in High-A, traded to the Angels in Nov. 2015.

HIT STREAK: 2 Games (8/10 to 8/17) .250 (2-for-8) 2 HR

ON-BASE BASE STREAK: 2 Games (8/10 to 8/17) .250 (2-for-8)

- 2023: This season in his 13th in the Royals system, all in the Minors, with 887 games played (2223in Triple-A) ... has reached base in 63 of 83 games ... has at least 7 starts at all 4 infield positions: 1B (12), 2B (7), 3B (9) and SS (50) ... hit team-best .370 in July with 1.094 OPS, 5 multi-hit games in first 9 of the month
- 2022: In his 11th year as a member of the Royals organization, began the year with Omaha, but assigned to NW Arkansas (AA) on 8/9 and finished the season with the Naturals ... over 59 games with the Storm Chasers, slashed .218/.318/.316 (38-for-174) while playing six different positions (1B, 2B, 3B, SS, LF & RF) ... made at least 10 starts at each SS (15.0 inns), 3B (12.0 inns) and 1B (11.5 inns) ... snapped 0-for-27 stretch with Naturals on 8/21 vs. San Antonio ... made at least 20 games after hitless streak ended ... played 800th MLB game (all in Royals system) on 9/15 vs. Frisco, entered as defensive replacement.
- 2011-2023: Played 803 games in the Royals system, slashing .232/.317/.312 (606-for-2610) with 20 HR and 271 RBI ... 2013 Dominican Royals Player of the Year ... 143 games with Omaha between 2021 and 2023, hitting .226 over 80 games in 2021 after an early-season promotion from Double-A.

HIT STREAK:

ON-BASE BASE STREAK: 6 Games (8/10 to 8/19) .368 (7-for-19) 5 BB

- 2023: Opened the season on the injured list (right hamate fracture he suffered in Spring Training), activated from the IL on 5/4 and made his season debut 5/5 ... first hit of the season was a HR in the 3rd inning on 5/9 @ SWB, went 190 PA until his next on 8/12 ... has made starts at 2B (19), SS (11) & 3B (18) this year.
- 2022: Spent the entire season with Omaha and tied for 1st on the team in triples (4), while ranking 2nd in games played (127), plate appearances (515) and runs (64), 3rd in doubles (22), total bases (151), stolen bases (17) and walks (47), 4th in hits (94) and 5th in RBI (52) ... made starts at a career-high six positions for the Chasers, including 2B, 6B (2), 3B (40 G), SS (6 G) and his first professional appearances in the outfield: in LF (13 G), CF (1 G) and RF (2 G).
- 2021: Spent the entire season with NW Arkansas (AA), playing in 108 of the team's 119 regular season games, including 104 starts as the leadoff hitter ... led the Naturals in games played, at-bats (444), runs scored (74) and hits (128) ... led off the game with a hit 32 times, including 10 of his last 19 regular season games.

HIT STREAK:

ON-BASE BASE STREAK:

- 2023: Made his first Opening Day roster with Royals, but has hit .075 (4-for-53) in 28 games over 4 stints with KC ... on his 4th stint with Omaha (4/24-5/5, 5/25-6/9, 6/16-6/23 & 6/26-pres.) ... threw a scoreless inning 4/10 @ TEX, 2 hits and 1 strikeout, fastball sat 91-95 ... after opening 0-for-25 with KC, hit 5 in first 2 AB's with OMA, HR in first AB 4/27 @ NAS ... homered in first AB back 6/17 vs. COL ... has hits in 37 of 58 games with Omaha, with 19 multi-hit games, including 4 straight from 8/11 to 8/15.
- 2022: Split time in the Minor Leagues between NW Arkansas (AA) and Omaha (AAA) but also appeared in 44 games with Kansas City over three separate stints with the Royals: 7/14-7/17, 8/4-22 and 9/1 through the end of the regular season ... opened the year in Double-A and made his MLB debut July 14 ... led the majors with a 98.1 mph arm strength ... for the 2nd straight year, saw time at five positions in the Minors (SS, 3B, LF, CF and RF), played in the OF for 27 of his first 29 games, then played 3B for 12 of his last 15 games.
- 2021: Began the season with Quad Cities (A+) and played 70 games for the River Bandits, led the team in stolen bases (23) and played in the Arizona Fall League.

HIT STREAK:

ON-BASE BASE STREAK: 9 Games (8/6 to 8/19) .353 (12-for-34) 5 BB

Ranked by MLB Pipeline as the No. 9 Royals prospect ... Ranked by Baseball America as the No. 9 Royals prospect

- 2023: Has reached base in 85 of 102 games this season ... 1st on team with 13 home runs, 58 HR, 93 hits, 23 doubles, 38 extra base hits, 159 total bases & 60 walks ... 91 starts in RF are the most of any Storm Chaser at a single defensive position ... leads team with 2nd-half .274 average, .916 OPS and 17 RBI.
- 2022: Named Kansas City's George Brett Award winner (top position player in the organization and NW Arkansas (AA) ... began season in Quad Cities (A+), assigned to NW Arkansas (6/4) ... ranked 8th in MLB in batting average (.326) ... Royals org leader in AVG (.326), SLG (.542) and OPS (.964), 2nd in OBP (.422) ... drove in at least one run in 36 of 73 games since joining the Naturals, reached base in 64 of 73 games (87.6%) ... reached in 28 straight games, 7/30 to 9/3, with 485 OBP.
- 2021: Spent his first pro season in Quad Cities (A+) ... played everyday for the first two months of the season ... placed on the 7-day injured list on 7/14 and then the 60-day IL 8/2.

HIT STREAK: 2 Games (8/16 to 8/18) .222 (2-for-9) 1 2B

ON-BASE BASE STREAK: 7 Games (8/9 to 8/18) .200 (5-for-25) 6 BB

Ranked by MLB Pipeline as the No. 5 Royals prospect ... Ranked by Baseball America as the No. 5 Royals prospect

- 2023: Opened the season with Omaha and played 44 games before being placed on the Injured List 6/7, activated 7/14 ... hit .471 with a 1.321 OPS over 6 rehab games with the ACL Royals ... hit safely in his last 12 games, reached in 16 straight before going on the IL, with 27 RBI over 23 games in May ... hit .341 with a .991 OPS in May after hitting .220 with a .646 OPS in April.
- 2022: Began the season in NW Arkansas (AA) and reached in 76 of 88 games ... played at least 3 games at 5 positions with the Naturals (2B, 3B, SS, LF, CF) ... called up to Omaha on 8/9 and played 38 games for the Storm Chasers, slashed .218/.280/.359 (33-for-153) with 5 HR and 19 RBI.
- 2021: Spent his first pro season with Quad Cities (A+) ... won the High-A East Central batting title with a .289 average hit for the cycle on 8/1, going 5-for-6 with a walk-off HR.

HIT STREAK: 7 Games (8/11 to 8/19) .308 (8-for-26) 2 HR

ON-BASE BASE STREAK: 7 Games (8/11 to 8/19) .308 (8-for-26) 5 BB

Ranked by MLB Pipeline as the No. 30 Royals prospect ... Ranked by Baseball America as the No. 21 Royals prospect

- 2023: Opened the season with Oklahoma City (AAA) and played 89 games for the OKC Dodgers, slashing .307/.402/.541 (101-for-329, .943 OPS) with 33 doubles, 14 home runs and 50 walks ... made at least 7 starts at 5 positions: 1B (20), 2B (17), 3B (29), SS (7) & LF (9) ... traded to KC on 8/6 as part of the package for LHP Ryan Yarbrough, assigned to Omaha ... tied 1st among Triple-A hitters with 34 doubles, tied 5th with 51 XBH, tied 12th with 74 RBI.
- 2022: Split his year between Tulsa (AA) and Oklahoma City (AAA), earned his first promotion to Triple-A on 8/2 ... slashed .267/.384/.469 (.853) in 74 games with Tulsa, with 11 HR and 35 RBI ... with OKC, slashed .258/.372/.455 (.827) over 44 games with 5 HR ... played at least 5 games at each infield position, including SS for the first time in his pro career.
- 2021: Played the entire season with Tulsa (AA) and slashed .244/.350/.436 (.786) over 110 games, with 14 HR ... hit two homers in 3 straight games @ Amarillo, 9/9, 9/10 & 9/11.

HIT STREAK:

ON-BASE BASE STREAK: 4 Games (8/15 to 8/19) .188 (3-for-15) 2 BB, 1 HBP

- 2023: Made his third Opening Day roster (2nd with KC) and appeared in 85 games with the Royals, hitting .246 (70-for-284) with a .700 OPS ... made starts in LF (42), RF (3) and at DH (29) ... missed 6 games with a left mild oblique strain, on IL from 7/8 to 7/18 ... optioned to Omaha 8/13 and went 4-for-5 with 5 RBI, a triple shy of the cycle, in his first game with OMA on 8/15 @ TOL.
- 2022: Opened the season with KC and played in a career-high 53 games with the Royals in 2022, but missed a combined 96 games over two stints on the Injured List with both left and right quad strains ... played in 21 games with Omaha over two rehab assignments, combining to his .269 (21-for-78) with a .734 OPS and 11 RBI.
- 2021: Split the season between Omaha (67 games) and Kansas City (39 games), was recalled nine times ... hit .313 with a .956 OPS in Triple-A, which would be ranked 3rd and 4th, respectively in the International League if he had enough plate appearances to qualify ... 2020: Made San Diego's Opening Day roster, recorded his 1st hit in his MLB debut on 7/25 ... traded to KC with PITBNL for Trevor Rosenthal on 8/29/20 ... hit safely in his 1st 7 games with the Royals ... 2018: Traded from Toronto to San Diego on 1/6/2018.

HIT STREAK:

ON-BASE BASE STREAK:

- 2023: Reached base in 30 straight games between 5/24 and 7/5, hit .302 with .433 OBP ... 6 HR in 17 games in April, then 1 in the next 47 games and 3 in 6 games from 7/5 to 7/15 ... has reached base in 79 of 93 games played with hits in 59 of 93 games ... 39 walks in his last 55 games (.071 BB/G) after just 15 walks in his first 41 games (.037 BB/G) ... hit the 3rd two-HR game of career 5 vs. TOL ... has played 56 of Omaha's 63 games since 6/1, with 51 starts at C (41) & 1B (10).
- 2022: Began the season in NW Arkansas (AA) and reached in 66 of 77 games, reached multiple times in 49 games ... assigned to Omaha (AAA) on 8/9 and finished season MILB IN ON-BASE PERCENTAGE (.442) ... combining his AA & AAA numbers, was the Royals system leader in OBP (.442), 2nd in OPS (.918), 3rd in batting average (.301)
- 2021: Spent the season with Quad Cities (A+) and slashed .241/.368/.451 (62-for-257) in 77 games ... named a High-A Central post-season All-Star at catcher.
- MISC: Grew up down the street from Surprise Stadium, was a dabbler in the AZL Royals the summer of 2011 while in high school, also caught bullpeners for the team.

HIT STREAK: 5 Games (8/12 to 8/19) .250 (5-for-20) 1 2B

ON-BASE BASE STREAK: 9 Games (8/8 to 8/19) .152 (5-for-33) 6 BB

- 2023: Opened the season with Omaha and played 19 games over 2 stints in April, hit 2 HR with 5 of 8 Triple-A RBI in series vs. GWN ... in 2 stints with KC (4/6-4/7, 4/28-7/28), hit .238 (62-for-261) over 78 games, 51 starts at 1B ... placed on 10-day IL on 7/28 with a left groin strain, sent to Omaha on rehab 8/17.
- 2022: Spent most of the season with Omaha, playing 82 Triple-A games, also appeared in 49 games with Kansas City across two stints ... in 49 games in the majors with the Royals, slashed .184/.271/.386 (29-for-158) with seven home runs, 20 runs batted in and 19 walks, with 39 starts 1B, 6 in LF, 1 in RF ... hit walk-off HR for KC on August 6 vs. BOS.
- 2021: Split the season between NW Arkansas (AA) and Omaha, playing 124 games between the Naturals and Chasers, promoted to Triple-A on July 18 ... played in the 2021 Spring MLB All-Star Futures Game, named a Baseball America Minor League All-Star following the season, also earned a Minor League Rawlings Gold Glove Award at 1B.
- MISC: Recorded a bases-loaded, walk-off single to defeat Japan and win the 2011 Little League World Series for Huntington Beach (West/Columbia).

HIT STREAK: 2 Games (8/18 to 8/19) .250 (2-for-8)

ON-BASE BASE STREAK: 2 Games (8/18 to 8/19) .250 (2-for-8)

- 2023: Reached base in 31 straight games between 5/31 and 7/14 between AA & AAA ... opened the year with NWA, played 54 games for the Naturals, with 5 HR, 24 RBI & team-leading 34 BB, made 40 of 53 starts in CF ... hit 3 HR on 4/18 vs. Amarillo with 6 RBI ... transferred to Omaha on 6/13, has hits in 30 of 44 games with the Chasers, with 44 of 45 hits for OMA, 23 HR & 25 BB since he hit his first HR on 4/18 ... drove in 8 runs in series vs. COL (6/15 to 6/18).
- 2022: Spent most of the season with NW Arkansas (AA), played 111 games with the Naturals, also appeared in 11 games with Omaha across two stints (5/25-6/4 & 7/12-7/19) ... slashed .195/.323/.390 (8-for-41) over 11 games for the Chasers, including 2 HR, 4 RBI game on 7/17 @ Rochester ... played 18 games for Surprise in the Arizona Fall League.
- 2021: Spent the season with Quad Cities (A+) and appeared in 77 games for the High-A Central Champion River Bandits ... named an MiLB.com Organization All-Star in the outfield for Kansas City and slashed .252/.352/.453 (70-for-278) ... hit 14 homers and stole 13 bases, making him one of five 13-13 players in the system in 2021.

HIT STREAK:

ON-BASE BASE STREAK:

- 2023: Made his first Opening Day roster with the Rangers and played 37 games with Texas over two stints, hit .170 (9-for-53) with 5 XBH (4 2B, 1 3B) ... over 32 games with Round Rock (AAA), hit .260 (33-for-137) with a .740 OPS and 16-for-18 in steals ... DFA'd by Texas on 8/11, claimed by KC 8/13 and optioned to Omaha, when 2-for-4, 3 R in first game with OMA on 8/15 @ TOL.
- 2022: Opened the year with Round Rock (AAA) and played 80 games for the Express, but promoted to Texas on 8/4 for his MLB debut. Made his Major League debut and hit .265 (45-170) with 1 homer, 5 doubles and 9 RBI over 55 games with the Rangers ... named Round Rock's 2022 MVP after slashing .304/.355/.474 (105-346) with 13 homers, 12 doubles, 4 triples and 48 RBI in Triple-A ... was 49-for-52 (.94.2%) in steal attempts in Round Rock, finished 2nd in the PCL in steals.
- 2021: Spent the entire season with Frisco (AA), slashed .275/.325/.483 (.808) with 16 HR, 52 RBI & 25 SB over 104 games, selected as a Double-A Central Postseason All-Star.

HIT STREAK: 2 Games (8/17 to 8/19) .429 (3-for-7)

ON-BASE BASE STREAK: 4 Games (8/15 to 8/19) .333 (5-for-15), 3 BB, 1 HBP

CAREER HIGHS

H	3	(19x) Last: 7/6/23 @ ACL Cubs
R	4	8/17/22 vs. San Antonio
HR	2	(5x) Last: 8/11/22 @ Arkansas
RBI	7	7/6/23 @ ACL Cubs
BB	3	(3x) Last: 7/6/23 @ ACL Cubs
SB	2	(2x) Last: 5/26/22 @ Pensacola
H	4	(7x) Last: 4/4/19 @ Albuquerque
R	4	(2x) Last: 7/1/13 vs. Orem
HR	3	6/28/13 vs. Orem
RBI	7	6/28/13 vs. Orem
BB	3	7/18/11 @ DSL Padres
SB	3	6/21/10 vs. DSL Diamondbacks
H	4	(5x) Last: 8/18/17 vs. Asheville
R	4	6/26/16 @ Grand Junction
HR	2	7/19/19 @ Amarillo
RBI	5	7/17/22 @ Rochester
BB	3	(6x) Last: 6/17/23 vs. Columbus
SB	2	(2x) Last: 6/6/23 @ Indianapolis
H	6	6/23/19 vs. Billings
R	4	9/3/19 vs. Missoula
HR	2	6/26/22 vs. Columbus
RBI	4	(3x) Last: 6/28/22 @ St. Paul
BB	3	(2x) Last: 6/20/23 @ Rochester
SB	3	(2x) Last: 8/8/21 @ Arkansas
H	4	(8x) Last: 9/3/22 @ DETROIT
R	3	(21x) Last: 6/17/23 vs. Columbus
HR	2	(3x) Last: 6/17/23 vs. Columbus
RBI	4	(6x) Last: 6/22/22 vs. Columbus
BB	4	7/29/18 @ Ogden
SB	3	(2x) Last: 5/26/23 @ St. Paul
H	4	(3x) Last: 7/29/30 @ Columbus
R	4	(2x) Last: 7/17/22 @ Corpus Christi
HR	2	(2x) Last: 6/29/22 @ Amarillo
RBI	6	6/2/21 vs. Beloit
BB	3	(7x) Last: 7/22/23 vs. St. Paul
SB	1	(20x) Last: 8/1/23 @ Louisville
H	5	8/1/21 vs. South Bend
R	4	(3x) Last: 7/6/23 @ ACL Cubs
HR	1	(40x) Last: 8/12/23 vs. Iowa
RBI	5	4/22/22 @ Frisco
BB	3	(4x) Last: 8/5/22 vs. Tulsa
SB	2	(2x) Last: 6/10/22 @ Tulsa
H	4	(3x) Last: 5/16/19 @ Lancaster
R	4	9/11/22 vs. Tacoma
HR	2	(6x) Last: 6/17/23 vs. Salt Lake
RBI	5	(3x) Last: 6/17/23 vs. Salt Lake
BB	3	(5x) Last: 7/19/23 vs. El Paso
SB	2	9/10/21 @ Amarillo
H	5	8/20/14 @ DSL Brewers
R	4	(4x) Last: 10/1/21 @ Iowa
HR	3	5/5/19 vs. Arkansas
RBI	5	(3x) Last: 10/1/21 @ Iowa
BB	3	(4x) Last: 6/12/22 vs. Lehigh Valley
SB	3	6/30/15 @ GCL Tigers
H	4	8/6/19 @ Johnson City
R	3	(5x) Last: 7/15/23 vs. Indianapolis
HR	2	(3x) Last: 4/5/23 vs. Toledo
RBI	4	(2x) Last: 8/10/21 vs. Beloit
BB	3	(8x) Last: 6/14/23 vs. Columbus
SB	1	(2x) Last: 6/18/23 vs. Columbus
H	4	(3x) Last: 8/30/22 @ CHICAGO (AL)
R	4	(3x) Last: 4/30/22 vs. Toledo
HR	3	5/21/21 @ Springfield
RBI	6	5/21/21 @ Springfield
BB	3	(12x) Last: 6/26/22 @ St. Paul
SB	2	(3x) Last: 7/1/22 @ St. Paul
H	4	(4x) Last: 6/18/23 vs. Columbus
R	5	4/18/23 vs. Amarillo
HR	3	4/18/23 vs. Amarillo
RBI	6	4/18/23 vs. Amarillo
BB	3	(3x) Last: 9/10/22 @ Wichita
SB	3	8/22/21 @ South Bend
H	4	(4x) Last: 5/27/22 @ Albuquerque
R	3	(14x) Last: 8/15/23 @ Toledo
HR	2	(3x) Last: 5/27/22 @ Albuquerque
RBI	5	5/6/2021 vs. Midland
BB	3	7/9/2022 vs. Albuquerque
SB	3	(2x) Last: 5/7/2022 @ Reno

So Nice, They Did It Twice (Or More)	Multi-Hit Games					Multi-Run Games					Multi-RBI Games					Multi-BB Games					Multi-K Games					Multi-SB Games				
	2	3	4	5+	T	2	3	4	5+	T	2	3	4	5+	T	2	3	4	5+	T	2	3	4	5+	T	2	3	4	5+	T
19 Alexander, CJ	7	3	-	-	10	7	1	-	-	8	4	1	1	-	6	2	-	-	-	2	20	3	1	-	24	-	-	-	-	-
60 Briceno, José	1	-	-	-	1	-	-	-	-	-	1	-	-	-	-	-	-	-	-	-	3	1	-	-	4	-	-	-	-	-
17 Castellano, Angelo	11	4	-	-	15	8	-	-	-	8	8	2	-	-	10	6	2	-	-	8	9	1	-	-	10	1	-	-	-	1
6 Dungan, Clay	5	3	-	-	8	2	1	-	-	3	2	1	-	-	3	4	1	-	-	5	6	1	-	-	7	1	-	-	-	1
24 Eaton, Nate	16	3	-	-	19	4	2	-	-	6	6	-	-	-	6	1	-	-	-	1	14	2	-	-	16	1	1	-	-	2
28 Gentry, Tyler	20	2	2	-	24	4	3	-	-	7	6	4	1	1	12	11	2	-	-	13	16	10	-	-	26	-	-	-	-	-
13 Loftin, Nick	15	3	2	-	20	4	-	-	-	4	8	7	1	-	16	2	-	-	-	2	7	-	-	-	7	-	-	-	-	-
34 Mann, Devin	1	-	-	-	1	1	-	-	-	1	-	-	-	-	-	1	-	-	-	1	6	1	-	-	7	-	-	-	-	-
4 Olivares, Edward	1	-	1	-	2	1	-	-	-	1	-	-	-	1	1	-	-	-	-	-	1	-	-	-	-	-	-	-	-	-
14 Porter, Logan	15	3	-	-	18	7	1	-	-	8	10	1	-	-	11	7	4	-	-	11	17	7	-	-	24	-	-	-	-	-
25 Pratto, Nick	-	1	-	-	1	1	-	-	-	1	2	-	-	-	2	3	-	-	-	3	4	2	-	-	6	-	-	-	-	-
7 Rave, John	7	2	1	-	10	4	-	-	-	4	2	2	-	-	4	3	1	-	-	4	10	2	2	-	14	-	-	-	-	-
8 Thompson, Bubba	2	-	-	-	2	-	1	-	-	1	-	-	-	-	-	-	-	-	-	-	1	-	-	-	-	-	-	-	-	-
Beaty, Matt	4	-	-	-	4	1	-	-	-	1	2	-	-	-	2	1	-	-	-	1	1	-	-	-	1	-	-	-	-	-
Blanco, Dairon	10	6	1	-	17	9	1	-	-	10	3	2	-	-	5	5	1	-	-	6	3	2	-	-	5	9	3	1	-	13
Bradley, Tucker	14	2	-	-	16	6	1	-	-	7	4	4	-	-	8	8	-	-	-	8	7	-	1	-	8	4	-	-	-	4
Camargo, Johan	5	-	-	-	5	-	-	-	-	-	1	-	-	-	1	3	-	-	-	3	1	-	-	-	1	-	-	-	-	-
Fermin, Freddy	1	1	1	-	3	3	1	-	-	4	1	1	-	1	3	2	1	-	-	3	2	-	-	-	2	-	-	-	-	-
Garcia, Maikel	4	1	-	-	5	2	-	-	-	2	2	2	-	-	4	3	1	-	-	4	2	1	-	-	3	-	-	-	-	-
Hechavarria, Adeiny	3	1	-	-	4	1	-	-	-	1	1	2	1	-	4	1	-	-	-	1	3	1	-	-	4	-	-	-	-	-
Hicklen, Brewer	9	2	-	-	11	10	1	-	-	11	4	2	-	-	6	4	-	-	-	4	14	2	-	-	16	-	-	-	-	-
Isbel, Kyle	3	-	-	-	3	1	-	-	-	1	1	1	-	-	2	1	-	-	-	1	1	-	-	-	1	-	-	-	-	-
Jenista, Greyson	-	-	-	-	-	-	-	-	-	-	-	-	-	-	-	-	-	-	-	-	2	-	-	-	2	-	-	-	-	-
Lopez, Nicky	1	-	-	-	1	-	-	-	-	-	-	-	-	-	-	1	-	-	-	1	-	-	-	-	-	-	-	-	-	-
Massey, Michael	-	-	-	-	-	1	-	-	-	1	-	-	-	-	-	-	-	-	-	-	1	-	-	-	1	-	-	-	-	-
Palacios, Jermaine	3	-	-	-	3	-	-	-	-	-	3	-	-	-	3	-	-	-	-	-	3	1	1	-	5	-	-	-	-	-
Reetz, Jakson	4	2	-	-	6	-	-	-	-	-	1	-	-	1	2	2	-	-	-	2	5	2	1	-	8	-	-	-	-	-
Reyes, Frammil	1	-	-	-	1	1	-	-	-	1	1	-	-	-	1	-	-	-	-	-	1	1	-	-	2	-	-	-	-	-
Taylor, Samad	20	6	-	-	26	11	3	-	-	14	11	2	-	-	13	10	3	1	-	14	14	1	1	-	16	4	2	2	-	8
Velázquez, Nelson	-	-	-	-	-	-	-	-	-	-	-	-	-	-	-	-	-	-	-	-	2	-	-	-	2	1	-	-	-	1
Wallace, Paxton	1	1	-	-	2	-	-	-	-	-	-	-	-	-	-	-	-	-	-	-	1	-	-	-	1	-	-	-	-	-
Waters, Drew	1	-	3	-	4	2	2	-	-	4	1	1	-	-	2	1	-	-	-	1	1	2	-	-	3	-	-	-	-	-
	185	46	11	0	242	91	18	0	0	109	85	35	4	4	127	82	16	1	0	99	176	45	7	0	226	21	6	3	0	30

## HITTING STREAKS

PLAYER	CURRENT	LONGEST	DATES/RESULTS							
			START	END	AVG	2B	3B	HR	RBI	OPS
19 Alexander, CJ	-	5	4/29	5/6	.278 (5-18)	1	0	0	3	.611
60 Briceno, José	2	2 (4x)	8/10	8/17	.250 (2-8)	0	0	2	3	1.250
17 Castellano, Angelo	-	4	8/10	8/15	.429 (6-14)	3	0	0	2	1.143
6 Dungan, Clay	-	9	7/14	7/30	.344 (11-32)	3	1	0	3	.917
24 Eaton, Nate	-	8	8/6	8/18	.387 (12-31)	1	0	2	2	1.070
28 Gentry, Tyler	2	5	4/5	4/9	.350 (7-20)	1	0	1	6	.967
13 Hicklen, Brewer	-	8	6/13	6/22	.375 (12-32)	4	0	1	6	1.023
18 Loftin, Nick	7	12	5/16	5/30	.417 (20-48)	4	0	3	18	1.170
34 Mann, Devin	-	2	8/15	8/16	.222 (2-9)	1	0	0	0	.633
4 Olivares, Edward	-	3	8/15	8/17	.538 (7-13)	2	0	1	6	1.494
14 Porter, Logan	5	9	6/20	7/2	.387 (12-31)	2	0	0	8	.965
25 Pratto, Nick	2	5	4/19	4/23	.294 (5-17)	1	0	2	5	1.039
7 Rave, John	-	9	6/13	6/25	.406 (13-32)	4	1	2	10	1.255
8 Thompson, Edward	2	2	8/17	8/19	.429 (3-7)	0	0	0	0	.985

BOLD indicates longest streak in 2023 among active players

Italics indicates longest personal streak is active

## ON-BASE STREAKS

CURRENT	LONGEST	DATES/RESULTS							
		START	END	AVG	2B	HR	BB	HBP	OBP
-	7	5/11	5/19	.250 (7 - 28)	2	3	3	0	.313
2	5	6/18	7/2	.235 (4 - 17)	0	0	2	1	.350
6	11	7/4	7/29	.389 (14 - 36)	4	1	6	0	.476
-	18	5/28	6/29	.316 (18 - 57)	1	0	14	1	.440
9	9	8/6	8/19	.353 (12 - 34)	1	2	5	0	.436
7	11	6/7	6/21	.233 (10 - 43)	4	2	7	1	.346
-	16	6/8	6/30	.317 (20 - 63)	6	2	7	2	.397
7	16	5/10	5/30	.349 (22 - 63)	5	3	10	0	.427
4	6	8/3	8/9	.200 (4 - 20)	0	1	3	2	.360
-	3	8/15	8/17	.538 (7 - 13)	2	1	1	0	.571
9	30	5/24	7/5	.302 (32 - 106)	5	1	24	2	.433
2	5	4/19	4/23	.294 (5 - 17)	1	2	2	0	.333
-	20	6/13	7/9	.351 (26 - 74)	8	3	12	0	.437
4	4	8/15	8/19	.333 (5 - 15)	0	0	3	1	.474

Gold indicates career-best streak

## PITCHES/PLATE APPEARANCE &amp; PLATE APPEARANCE DEPTH

PLAYER	AVG. P/PA	TOTAL PA	TOTAL P	LONGEST PA (#)	DATE	INN.	PITCHER	RESULT
19 Alexander, CJ	4.05	244	987	9 (3x)	8/11 vs. IOW	▼ 8	Bailey Horn	Strikeout Swinging
60 Briceno, José	3.39	61	207	7	6/21 @ ROC	▲ 2	Paolo Espino	Strikeout Swinging
17 Castellano, Angelo	3.98	300	1,193	12	7/28 @ COL	▲ 4	Randy Labaut	Walk
6 Dungan, Clay	3.97	215	854	11	8/18 @ TOL	▲ 8	Sam Clay	Single
24 Eaton, Nate	3.85	257	990	10 (2x)	7/5 @ GWN	▲ 9	Roel Ramirez	Groundout (5-3)
28 Gentry, Tyler	4.24	462	1,961	12	6/7 @ IND	▲ 9	Cody Bolton	Walk
13 Loftin, Nick	3.50	319	1,118	9 (2x)	8/11 vs. IOW	▼ 4	Anthony Kay	Strikeout Looking
34 Mann, Devin	4.16	57	237	8 (2x)	8/15 @ TOL	▲ 1	Spencer Turnbull	Strikeout Looking
4 Olivares, Edward	3.16	19	60	7	8/18 @ TOL	▲ 9	Aneurys Zabala	Groundout (5-3)
14 Porter, Logan	4.04	396	1,598	9	6/15 vs. COL	▼ 6	Cade Smith	Strikeout Looking
25 Pratto, Nick	4.36	91	397	8 (5x)	4/23 vs. GWN	▼ 3	Nick Margevicius	Single
7 Rave, John	4.18	202	845	8 (3x)	8/11 vs. IOW	▼ 8	Cam Sanders	Strikeout Swinging
8 Thompson, Bubba	3.95	19	75	5	8/15 @ TOL	▲ 7	Jack O'Loughlin	Groundout (4-3)
3.98				2,642	10,522			

## PINCH-HITTING LOG (21)

#	DATE	INNING	PINCH HITTER	HITTING FOR	RESULT
1.	4/5 vs. Toledo	▼ 9	CJ Alexander	Angelo Castellano	Fielder's Choice (4-6)
2.	4/14 @ Iowa	▲ 8	Tucker Bradley	Angelo Castellano	2-RBI Double
3.	4/18 vs. Gwinnett	▼ 9	Tucker Bradley	Angelo Castellano	Strikeout Looking
4.	4/29 @ Nashville	▲ 8	Logan Porter	CJ Alexander	Strikeout Swinging
5.	5/7 vs. Louisville	▼ 9	CJ Alexander	Angelo Castellano	Groundout (4-3)
6.	5/10 @ Scranton/WB	▲ 8	CJ Alexander	Angelo Castellano	Strikeout Swinging
7.	5/12 @ Scranton/WB	▲ 8	Brewer Hicklen	Tucker Bradley	Flyout (F9)
8.	5/20 vs. Toledo	▼ 9	Tucker Bradley	Angelo Castellano	Strikeout Swinging
9.	5/27 @ St. Paul	▲ 7	Clay Dungan	Samad Taylor	Groundout, 6-3
10.	6/28 vs. Iowa	▼ 9	Paxton Wallace	Adeiny Hechavarria	Strikeout Swinging
11.	7/3 vs. Iowa	▼ 9	Angelo Castellano	Jermaine Palacios	Strikeout Swinging
12.	7/4 @ Gwinnett	▲ 8	Samad Taylor	José Briceno	Strikeout Looking
13.	7/6 @ Gwinnett	▲ 9	Brewer Hicklen	Angelo Castellano	Flyout (F9)
14.	7/20 vs. St. Paul	▼ 9	John Rave	Jermaine Palacios	Strikeout Looking
15.	7/20 vs. St. Paul	▼ 9	CJ Alexander	Angelo Castellano	Flyout (F7)
16.	7/21 vs. St. Paul	▼ 8	Nick Loftin	Tucker Bradley	Strikeout Swinging
17.	7/22 vs. St. Paul	▼ 8	Clay Dungan	José Briceno	RBI Single
18.	7/26 @ Columbus	▲ 8	Logan Porter	José Briceno	Walk
19.	7/26 @ Columbus	▲ 8	Tucker Bradley	Jermaine Palacios	Strikeout Swinging
20.	7/28 @ Columbus	▲ 9	Tucker Bradley	Matt Beaty	Flyout (F8)
21.	8/6 @ Louisville	▲ 8	Logan Porter	José Briceno	Groundout (5-3)

Omaha Pinch Hitters: 2-for-20, 2B, 3 RBI, 1 BB, 10 K



## PITCHING

vs. Left-Handed Starter	13-18
vs. Right-Handed Starter	39-44
WITH Left-Handed Starter	26-31
WITH Right-Handed Starter	26-31
0-4 strikeouts	3-2
5-9 strikeouts	26-37
10+ strikeouts	23-22
0 runs of support	2-19
1-2 runs of support	14-29
3-4 runs of support	17-9
5-9 runs of support	16-5
10+ runs of support	2-0

## SCORING

1-Run Games	9-16
2-Run Games	12-6
3-4-Run Games	16-15
5+ Run Games	15-25
Extra Innings	2-2
Shutouts	2-2
Doubleheaders	1-1 (1 SPLIT)
Scoring 0-2 Runs	2-26
3-5 Runs	12-25
6-9 Runs	26-10
10+ Runs	12-1
Opponent 0-2 Runs	19-0
3-5 Runs	20-18
6-9 Runs	13-31
10+ Runs	0-13
Scored in 1st Inning	24-12
Opponent scored in 1st	20-23
Scores first	32-26
Opponent scores first	20-36

## HITTING

Omaha 0-5 hits	4-19
6-9 hits	17-28
10+ hits	31-15
Opponent 0-5 hits	11-6
6-9 hits	28-21
10+ hits	13-35
Out-hit opponent	36-13
Out-hit by opponent	11-44
Hits are tied	5-5
Hit 0 home runs	15-24
1 home run	16-25
2 home runs	9-9
3+ home runs	12-4
Opponent hit 0 home runs	20-8
1 home run	18-23
2 home runs	10-16
3+ home runs	4-15
Leave 0-5 runners on base	11-21
6-9 on base	31-27
10+ on base	10-14
Opponent leaves 0-5 runners on base	9-13
6-9 on base	27-41
10+ on base	16-8
Steals 0 bases	14-26
1 base	7-15
2 bases	14-11
3+ bases	17-10
Opponent steals 0 bases	24-23
1 base	18-19
2 bases	8-10
3+ bases	2-10

## FIELDING

Turned 0 double plays	20-25
1 double play	20-26
2 double plays	7-9
3+ double plays	5-2
Made 0 errors	34-22
1 error	13-27
2 errors	3-8
3+ errors	2-5
Opponent made 0 errors	24-34
1 error	16-18
2 errors	8-9
3+ errors	4-1

## TEAM HIGHS

LONGEST WIN STREAK *	11 Games	June 6 - June 18
LONGEST LOSING STREAK *	11 Games	August 1 - August 12
LONGEST HOME WINNING STREAK	6 Games	June 13 - June 18
LONGEST HOME LOSING STREAK	5 Games (2x)	Last: August 8 - August 12
LONGEST ROAD WINNING STREAK	5 Games (2x)	Last: June 6 - June 10
LONGEST ROAD LOSING STREAK	6 Games	August 1 - August 6
LARGEST MARGIN OF VICTORY	11 Runs	4/1 @ Indianapolis (12-1 Win)
LARGEST MARGIN OF DEFEAT	13 Runs (2x)	Last: 5/27 @ St. Paul (14-1 Loss)
LONGEST GAME, INNINGS	11 Innings	5/11 @ Scranton/Wilkes-Barre (4-3 Win)
LONGEST GAME, TIME	3:23	6/2 vs. Memphis (10-9 Win, 10 Innings)
LONGEST 9-INNING GAME, TIME	3:20	8/11 vs. Iowa (9-4 Loss)
SHORTEST 9-INNING GAME, TIME	2:00	7/18 vs. St. Paul (1-9 Win)
SHORTEST GAME, TIME	1:46	7/2 vs. Iowa, G2 (6-2 Loss)
LARGEST COMEBACK WIN	6 Runs, After 4th	5/6 vs. Louisville (11-9 Win)
LARGEST MARGIN OF LEAD SURRENDERED (LOSS)	5 Runs, After 7th	6/4 vs. Memphis (6-5 Loss)
MOST ERRORS, TEAM	3 (7x)	Last: 8/3 @ Louisville (11-2 Loss)
MOST ERRORS, PLAYER	3	Angelo Castellano
LARGEST CROWD, HOME	9,023 (2x)	5/27 @ St. Paul (14-1 Loss)
LARGEST CROWD, ROAD	11,084	Last: 8/12 vs. Iowa (7-4 Loss)
WARMEST FIRST PITCH	90 Degrees	7/25 @ Columbus (10-2 Loss)
COLDEST FIRST PITCH	35 Degrees	8/4 @ Louisville (8-3 Loss)
		4/5 vs. Toledo (7-6 Loss)

## OFFENSIVE HIGHS

MOST RUNS SCORED, GAME	16	5/17 vs. Toledo (16-8 Win)
MOST RUNS SCORED, INNING	10, 5th Inning	6/8 @ Indianapolis (15-7 Win)
MOST CONSECUTIVE INNINGS SCORED	5 (2x)	Last: 4th-8th Innings, 5/17 vs. Toledo (16-8 Win)
FEWEST HITS, GAME	2	5/20 vs. Toledo (4-1 Loss)
MOST HITS, GAME	18	5/17 vs. Toledo (16-8 Win)
MOST DOUBLES, GAME	7	5/17 vs. Toledo (16-8 Win)
MOST TRIPLES, GAME	2 (5x)	7/6 @ Gwinnett (9-6 Loss)
MOST HOME RUNS, GAME	5	7/30 @ Columbus (7-5 Win)
MOST EXTRA-BASE HITS, GAME	10	5/17 vs. Toledo (16-8 Win)
MOST RBI, GAME	15 (2x)	Last: 6/8 @ Indianapolis (15-7 Win)
MOST RUNNERS LOB, GAME	15 (2x)	Last: 8/16 @ Toledo (8-2 Loss)
MOST TOTAL BASES, GAME	34	5/17 vs. Toledo (16-8 Win)
MOST WALKS, GAME	11 (2x)	Last: 6/8 @ Indianapolis (15-7 Win)
MOST STRIKEOUTS, GAME	17	8/18 @ Toledo (5-0 Loss)
FEWEST STRIKEOUTS, GAME	3 (3x)	Last: 7/30 @ Columbus (7-5 Win)
MOST STOLEN BASES, GAME	7	5/26 @ St. Paul (6-4 Win)
MOST HIT BY PITCHES	4	5/6 vs. Louisville (11-9 Win)
MOST DOUBLE PLAYS GROUNDED INTO, GAME	4 (3x)	Last: 5/28 @ St. Paul (10-6 Loss)

## INDIVIDUAL OFFENSIVE HIGHS

MOST RUNS, GAME	3 (18x)	Last: Bubba Thompson, 8/15 @ Toledo (11-8 Win)
MOST HITS, GAME	4 (11x)	Last: Edward Olivares, 8/15 @ Toledo (11-8 Win)
MOST DOUBLES, GAME	2 (17x)	Last: Edward Olivares, 8/15 @ Toledo (11-8 Win)
MOST TRIPLES, GAME	1 (21x)	Last: Brewer Hicklen, 8/10 vs. Iowa (10-3 Loss)
MOST HOME RUNS, GAME	2 (5x)	Last: Brewer Hicklen, 7/14 vs. Indianapolis (13-5 Loss)
MOST TOTAL BASES, GAME	13	Drew Waters
MOST RBI, GAME	6	Freddy Fermin
MOST WALKS, GAME	4	Samad Taylor
MOST STRIKEOUTS, GAME	4 (7x)	Last: John Rave, 8/11 vs. Iowa (9-4 Loss)
MOST STOLEN BASES, GAME ^	4 (3x)	Last: Samad Taylor, 7/5 @ Gwinnett (8-7 Loss, 10 Innings)
MOST HIT BY PITCHES, GAME	2 (2x)	Last: Dairon Blanco, 5/25 @ St. Paul (8-6 Loss)
MOST SACRIFICE FLIES, GAME	2 (2x)	Last: Samad Taylor, 4/30 @ Nashville (10-6 Win)
MOST DOUBLE PLAYS GROUNDED INTO, GAME	2 (4x)	Last: Brewer Hicklen, 5/28 @ St. Paul (10-6 Loss)

## PITCHING HIGHS

MOST RUNS ALLOWED, GAME	20	8/9 vs. Iowa (20-1 Loss)
MOST RUNS ALLOWED, INNING	9, 7th Inning	5/28 @ St. Paul (10-6 Loss)
FEWEST HITS ALLOWED, GAME	2	Last: 7/18 vs. St. Paul (1-9 Win)
MOST HITS ALLOWED, GAME	18	5/9 @ Scranton/Wilkes-Barre (14-2 Loss)
MOST TOTAL BASES ALLOWED, GAME	40	8/9 vs. Iowa (20-1 Loss)
FEWEST STRIKEOUTS, GAME	3	4/18 vs. Gwinnett (4-1 Loss)
MOST STRIKEOUTS, GAME	15	5/11 @ Scranton/Wilkes-Barre (11 Innings)
FEWEST WALKS ALLOWED, GAME	0 (2x)	Last: 7/23 vs. St. Paul (3-1 Win)
MOST WALKS ALLOWED, GAME	12	6/28 vs. Iowa (9-2 Loss)
MOST HOME RUNS ALLOWED, GAME	4 (2x)	8/9 vs. Iowa (20-1 Loss)
MOST WILD PITCHES	4 (2x)	Last: 7/19 vs. St. Paul (9-4 Loss)
MOST HIT BATTERS *	5	7/19 vs. St. Paul (9-4 Loss)

## INDIVIDUAL PITCHING HIGHS

MOST RUNS ALLOWED, GAME	11	Jonathan Heasley
MOST EARNED RUNS ALLOWED, GAME ^	11	Jonathan Heasley
FEWEST HITS ALLOWED, GAME (STARTER)	1 (7x)	Last: Evan Sisk (2.1 IP), 8/1 @ Louisville (3-2 Loss)
MOST HITS ALLOWED, GAME	11	Jonathan Heasley
MOST HOME RUNS ALLOWED, GAME ^	5 (2x)	Last: Austin Cox, 5/31 vs. Memphis (9-4 Loss)
MOST STRIKEOUTS	10	Anthony Veneziano
MOST CONSECUTIVE STRIKEOUTS	5	Ryan Yarbrough
MOST WALKS ALLOWED, GAME	5 (4x)	Last: Drew Parrish, 8/3 @ Louisville (11-2 Loss)
MOST HIT BATTERS, GAME	3	Jonah Dipoto
MOST WILD PITCHES, GAME	3	Jackson Kowar
MOST INNINGS PITCHED, STARTER	7.0	Jonathan Heasley
MOST PITCHES THROWN, STARTER	104 (2x)	Last: Anthony Veneziano, 8/10 vs. Iowa (10-3 Loss)
MOST INNINGS PITCHED, RELIEVER	4.1 (3x)	Last: Drew Parrish, 8/16 @ Toledo (8-2 Loss)
MOST PITCHES THROWN, RELIEVER	94	Jonathan Bowlan

^ Indicates Storm Chasers Record Tied

\* Indicates Storm Chasers Record Set

## STATCAST LEADERS (TOP 10)

LONGEST MEASURED HOMER DISTANCE			HIGHEST BATTED BALL EXIT VELOCITY			HIGHEST PITCH VELOCITY			HIGHEST PITCH SPIN RATE		
Player	Distance (Pitcher)	Date	Player	Exit Velo (Batted Ball Type)	Date	Player	Pitch Velo (Pitch Result)	Date	Player	Spin Rate (Pitch Type)	Date
Tyler Gentry	471 (2-Run off Connor Thomas)	5/30 vs. MEM	CJ Alexander	115.3 (Double vs. Reese Olson)	4/7 vs. TOL	Will Klein	100.7 (Richie Martin, Foul Ball)	6/21 @ ROC	Jonah Dipoto	3,340 (94.6 MPH Sinker vs. George Valera)	7/29 @ COL
Dairon Blanco	455 (Solo off Simeon Woods Richardson)	5/23 @ STP	Drew Waters	111.8 (Double vs. Sam Clay)	5/19 vs. TOL	Steven Cruz	100.3 (Zack Collins, Called Strike)	7/29 @ COL	Josh Dye	3,329 (81.2 MPH Changeup vs. Joe Hudson)	4/21 vs. GWN
Brewer Hicklen	443 (3-Run off Miguel Diaz)	5/18 vs. TOL	Brewer Hicklen	111.7 (Single vs. Kent Emanuel)	6/9 @ IND	Steven Cruz	100.3 (Oscar Gonzalez, Foul Ball)	7/25 @ COL	Jon Heasley	3,090 (93.8 MPH 45-Fastball vs. Abraham Iora)	4/30 @ NAS
Adair Hefner	433 (2-Run off Peyton Battenfield)	7/30 @ COL	Jose Briceño	111.5 (Groundout vs. Jared Jones)	7/16 vs. IND	Will Klein	100.3 (Jake Slaughter, Strikeout)	7/3 vs. IOW	Josh Staumont	3,058 (81.0 MPH Curveball vs. Miguel Andujar)	3/31 @ IND
Nick Loftin	433 (3-Run off Brent Headrick)	5/24 @ STP	Edward Olivares	110.7 (Single vs. Brennan Hanifee)	8/17 @ TOL	Steven Cruz	100.2 (Brayan Rocio Foul Ball)	7/29 @ COL	Jonah Dipoto	3,038 (80.6 MPH Slider vs. Nick Martin)	8/2 @ LOU
Tyler Gentry	431 (3-Run off Hunter Stratton)	6/10 @ IND	CJ Alexander	110.6 (Lineout vs. Cody Bolton)	6/10 @ IND	Will Klein	100.2 (Richie Martin, Foul Ball)	6/21 @ ROC	Jonah Dipoto	3,028 (82.2 MPH Slider vs. Vaughn Grissom)	7/4 @ GWN
Brewer Hicklen	428 (2-Run off Juan Minaya)	7/14 vs. IND	Brewer Hicklen	110.4 (Double vs. Robert Gasser)	4/30 @ NAS	Will Klein	100.2 (Zack Collins, Strikeout)	6/14 vs. COL	Jonah Dipoto	3,027 (81.0 MPH Slider vs. Alejo Lopez)	8/2 @ LOU
Freddy Fermin	428 (2-Run off Ashton Goudeau)	4/8 vs. TOL	Nick Loftin	109.9 (Single vs. Zach Logue)	8/19 @ TOL	Steven Cruz	100.0 (Brayan Rocio Foul Ball)	7/29 @ COL	Jonah Dipoto	3,025 (81.4 MPH Slider vs. Eddy Leonard)	8/19 @ TOL
Brewer Hicklen	426 (Solo off Ryan Loutos)	6/1 vs. MEM	CJ Alexander	109.9 (Homer vs. Mitch Spence)	5/14 @ SWB	Will Klein	99.9 (Matt Mervis, Strikeout)	7/3 vs. IOW	James McArthur	3,021 (82.8 MPH Curveball vs. Jhonkensy Noel)	7/27 @ COL
Johan Camargo	426 (Solo off Randy Dobnak)	5/27 @ STP	Dairon Blanco	109.6 (Double Play vs. Kervin Castro)	4/7 vs. TOL	Steven Cruz	99.7 (Daniel Schneemann Foul Ball)	7/29 @ COL	Jonah Dipoto	3,010 (80.5 MPH Curveball vs. Kramer Robertson)	5/31 vs. MEM



## THE LAST TIME OMAHA...

THREW A PERFECT GAME	6/20/1988 vs. Columbus (Luis Aquino, 2-0 win)
THREW A 9-INNING NO-HITTER	7/13/1990 @ Iowa [G1] (Gene Walter, 3-0 win)
THREW A 7-INNING NO-HITTER	4/17/1997 vs. Oklahoma City (Jim Converse and Allen McMill, 2-0 win)
THREW A COMBINED NO-HITTER	
THREW A COMBINED 1-HITTER (9 Innings)	8/26/2019 vs. Nashville (5-0 Win) Pitchers: Arnaldo Hernandez (8.0 IP), Gabe Speier (1.0 IP)
THREW A COMBINED 1-HITTER (7 Innings)	
THREW A COMBINED 2-HITTER (9 Innings)	7/18/2023 vs. St. Paul (1-0 Win) Pitchers: Anthony Veneziano (5.0 IP), James McArthur (2.2 IP) & Walter Pennington (1.1 IP)
THREW A COMBINED 2-HITTER (7 Innings)	
GOT NO-HIT (9 INNINGS)	June 7, 2017 vs. Nashville (4-0 Loss) Pitchers: Chris Smith, Sean Doolittle, Tucker Healy and Simon Castro,
GOT NO-HIT (LESS THAN 9 INNINGS)	6/29/2008 vs. Oklahoma [G1] (Dustin Nippert, 2-0 loss)
GOT 1-HIT	8/15/2021 vs. Iowa (10-0 Loss)
GOT 2-HIT	5/20/2023 vs. Toledo (4-1 Loss)
THREW A COMBINED 9-INNING SHUTOUT	7/18/2023 vs. St. Paul (1-0 Win) Pitchers: Anthony Veneziano (5.0 IP), James McArthur (2.2 IP) & Walter Pennington (1.1 IP)
THREW SHUTOUTS IN 3 STRAIGHT GAMES	8/7/2018 vs. Salt Lake and 8/9 and 8/10/2018 @ Round Rock (5-0, 9-0, 2-0)
THREW BACK-TO-BACK SHUTOUTS	8/9 and 8/10/2018 @ Round Rock (9-0 Win & 2-0 Win)
GOT SHUT OUT (9 INNINGS)	8/18/2023 @ Toledo (5-0 Loss)
GOT SHUT OUT IN BACK-TO-BACK GAMES	7/23 and 7/24/2022 vs. Iowa (10-0 Loss, 7-0 Loss)
GOT SHUT OUT IN 3 STRAIGHT GAMES	N/A (Since 2005)
GOT SHUT OUT (LESS THAN 9 INNINGS)	5/28, 2022 @ Louisville [G2] (3-0 Loss)
HAD A 11-GAME WINNING STREAK	June 6 to June 18, 2023
HAD A 10-GAME WINNING STREAK	June 5 to June 16, 2012
HAD A 9-GAME WINNING STREAK	May 22 to June 1, 2021
HAD A 8-GAME WINNING STREAK	May 23 to May 30, 2010
HAD A 7-GAME WINNING STREAK	July 21 to July 26, 2015
HAD A 6-GAME WINNING STREAK	August 25 to August 31, 2021
HAD A 11-GAME LOSING STREAK	August 1 to August 12, 2023
HAD A 10-GAME LOSING STREAK	August 6 to August 16, 2006
HAD A 9-GAME LOSING STREAK	April 28 to May 5, 2003
HAD A 8-GAME LOSING STREAK	June 6 to June 14, 2016
HAD A 7-GAME LOSING STREAK	April 20 to April 28, 2019
HAD A 6-GAME LOSING STREAK	May 4 to May 9, 2018
STRUCK OUT 19+ OPPOSING HITTERS	5/6/2021 vs. St. Paul (19)
STRUCK OUT 17+ OPPOSING HITTERS	5/6/2021 vs. St. Paul (19)
STRUCK OUT 15+ OPPOSING HITTERS	5/11/2023 @ Scranton/Wilkes-Barre (15)
STRUCK OUT 10+ OPPOSING HITTERS	8/19/2023 @ Toledo (10)
SCORED 20+ RUNS IN ONE GAME	7/4/2022 vs. Toledo (20)
SCORED 15+ RUNS IN ONE GAME	6/8/2023 @ Indianapolis (15)
SCORED 10+ RUNS IN ONE GAME	8/15/2023 @ Toledo (11)
ALLOWED 20+ RUNS IN ONE GAME	8/9/2023 vs. Iowa (20)
ALLOWED 15+ RUNS IN ONE GAME	8/9/2023 vs. Iowa (20)
ALLOWED 10+ RUNS IN ONE GAME	8/9/2023 vs. Iowa (20)
HAD 25+ HITS IN ONE GAME	7/4/2022 vs. Toledo (27)
HAD 24+ HITS IN ONE GAME	7/4/2022 vs. Toledo (27)
HAD 20+ HITS IN ONE GAME	7/4/2022 vs. Toledo (27)
HAD 15+ HITS IN ONE GAME	8/15/2023 @ Toledo (15)
HAD 10+ HITS IN ONE GAME	8/16/2023 @ Toledo (13)
ALLOWED 22+ HITS IN ONE GAME	8/2/2019 @ Reno (23)
ALLOWED 20+ HITS IN ONE GAME	8/2/2019 @ Reno (23)
ALLOWED 15+ HITS IN ONE GAME	8/15/2023 @ Toledo (15)
ALLOWED 10+ HITS IN ONE GAME	8/18/2023 @ Toledo (10)
WALKED 14+ TIMES IN ONE GAME	4/14/2022 vs. Louisville (14)
WALKED 10+ TIMES IN ONE GAME	7/26/2023 @ Columbus (10)
WALKED 8+ TIMES IN ONE GAME	8/11/2023 vs. Iowa (8)
ALLOWED 13+ WALKS IN ONE GAME	5/8/2007 vs. Sacramento (13)
ALLOWED 10+ WALKS IN ONE GAME	8/15/2023 vs. Iowa (13)
ALLOWED 8+ WALKS IN ONE GAME	8/9/2023 vs. Iowa (11)
HIT 9+ HOME RUNS IN A GAME	7/3/2022 vs. Toledo (9)
HIT 7+ HOME RUNS IN A GAME	7/3/2022 vs. Toledo (9)
HIT 5+ HOME RUNS IN A GAME	7/30/2023 @ Columbus (5)
HIT 3+ HOME RUNS IN A GAME	7/30/2023 @ Columbus (5)
ALLOWED 7+ HOME RUNS IN A GAME	8/9/2023 vs. Iowa (7)
ALLOWED 5+ HOME RUNS IN A GAME	8/9/2023 vs. Iowa (7)
ALLOWED 3+ HOME RUNS IN A GAME	8/16/2023 @ Toledo (3)
HAD 2 PLAYERS HIT 2 HOME RUNS IN A GAME	Nate Eaton & Roman Quinn, 7/4/2022 vs. Toledo (20-6 win)
HIT BACK-TO-BACK HOME RUNS	4/5/2023 vs. Toledo, 6th inning (7-6 loss) Tyler Gentry (3-run) & Logan Porter (solo)
HIT 3 STRAIGHT HOME RUNS	5/21/2021 @ Iowa, 9th Inning (9-8 loss) Anderson Miller (2-run), Sebastian Rivero (solo), Gabriel Cancel (solo)
SCORED 10+ RUNS IN AN INNING	10 Runs, 5th Inning - 6/8/2023 @ Indianapolis (15-7 win)
SCORED 7+ RUNS IN AN INNING	7 Runs, 4th Inning - 6/17/2023 vs. Columbus (13-4 win)
SCORED 5+ RUNS IN AN INNING	5 Runs, 8th Inning - 8/15/2023 @ Toledo (11-8 win)
SCORED 5+ RUNS IN AN EXTRA INNING	6 Runs, 11th Inning - 8/3/2021 @ Columbus (11-7 win)
ALLOWED 10+ RUNS IN AN INNING	10 Runs, 6th Inning - 7/16/2012 vs. Oklahoma City (16-6 loss)
ALLOWED 7+ RUNS IN AN INNING	8 Runs, 7th Inning - 8/10/2023 vs. Iowa (10-3 loss)
ALLOWED 5+ RUNS IN AN INNING	5 Runs, 3rd Inning - 8/15/2023 @ Toledo (11-8 win)
ALLOWED 5+ RUNS IN AN EXTRA INNING	6 Runs, 12th Inning - 7/7/2017 vs. Colorado Springs (8-4 loss)
WON A GAME BY 15+ RUNS	14 Runs - 7/4/2023 vs. Toledo (20-6 win)
WON A GAME BY 10+ RUNS	10 Runs - 7/3/2023 vs. Iowa, G1 (11-1 win)
LOST A GAME BY 15+ RUNS	19 Runs - 8/9/2023 vs. Iowa (20-1 loss)
LOST A GAME BY 10+ RUNS	19 Runs - 8/9/2023 vs. Iowa (20-1 loss)
SCORED 12+ RUNS IN CONSECUTIVE GAMES	9/25/2021 and 9/26/2021 vs. Indianapolis (12-3 Win & 17-12 loss)
SCORED 10+ RUNS IN CONSECUTIVE GAMES	6/26/2022 vs. Columbus & 6/28/2022 @ St. Paul (17-4 Win, 11-2 win)
SCORED JUST ONE RUN WITHOUT AN RBI	5/4/2019 vs. Iowa (6-1 loss)
SCORED MULTIPLE RUNS WITHOUT AN RBI	4/30/2018 @ Iowa (10-3 loss)
SCORED MORE RUNS THAT RECORDED HITS	6/14/2023 vs. Columbus (6-1 win, 6 runs on 5 hits)
TURNED 6 DOUBLE PLAYS IN ONE GAME	8/25/08 vs. New Orleans
TURNED 5 DOUBLE PLAYS IN ONE GAME	4/1/2023 @ Indianapolis
TURNED 4 DOUBLE PLAYS IN ONE GAME	5/9/2023 @ Scranton/Wilkes-Barre
TURNED 3+ DOUBLE PLAYS IN ONE GAME	6/16/2023 vs. Columbus (3)
TURNED A TRIPLE PLAY	5/13/2023 @ Scranton/WB, 5th Inning (8-6 loss) 6-4-3 (Fielders: Angelo Castellano to Samad Taylor to CJ Alexander to Nick Loftin   Batter: Ben Rortved)
HIT INTO A TRIPLE PLAY	7/9/2023 @ Gwinnett, Adeiny Hechavarria, 7th Inning (8-1 loss) 5-4-3 (Fielders: Daniel Robertson to Vaughn Grissom to Joe Dunand)
COMMITTED 6 ERRORS	5/10/2012 @ Sacramento
COMMITTED 5 ERRORS	4/16/2006 @ Memphis
COMMITTED 4 ERRORS	6/29/2022 @ St. Paul
COMMITTED 3+ ERRORS	8/3/2023 @ Louisville (3)
EVERY STORM CHASER IN THE STARTING LINEUP HAD A HIT	6/29/2023 vs. Iowa
EVERY STORM CHASER IN THE STARTING LINEUP SCORED A RUN	6/17/2023 vs. Columbus
EVERY STORM CHASER IN THE STARTING LINEUP HAD A HIT AND SCORED A RUN	
LINEUP BATTED AROUND TWICE IN ONE GAME	3rd and 4th Innings - 6/17/2023 vs. Columbus
WON ON THE LAST AT-BAT OF THE GAME (WALK-OFF WIN)	7/21/2023 vs. St. Paul (5-4 Win, 9 innings)
LOST ON THE LAST AT-BAT OF THE GAME (WALK-OFF LOSS)	8/6/2023 @ Louisville (5-4 Loss, 9 innings)
PLAYED BACK-TO-BACK EXTRA-INNING GAMES	7/2 and 7/3/2019 @ Round Rock (7-6 Loss & 9-8 Loss, both 10 innings)
WON BOTH GAMES OF A DOUBLEHEADER	8/22/2022 vs. Scranton/Wilkes-Barre (9-4 Win & 12-10 Win)
PITCHED SHUTOUTS IN BOTH GAMES OF A DOUBLEHEADER	N/A (Since 2005)
LOST BOTH GAMES OF A DOUBLEHEADER	8/29/2018 vs. Colorado Springs (3-2 Loss & 7-0 Loss)
SHUT OUT IN BOTH GAMES OF A DOUBLEHEADER	6/2/2013 vs. Memphis (7-0 Loss, 5-0 Loss)
OPPOSING HITTER HAD A 3-HOMER GAME	Christian Encarnacion-Strand, 5/4/2023 vs. Louisville
OPPOSING HITTER HIT FOR THE A CYCLE	Matt McClain, 5/4/2023 vs. Louisville

## THE LAST TIME AN OMAHA HITTER...

HAD 6 HITS IN ONE GAME	Matt Diaz, 7/27/2005 @ Portland
HAD 5 HITS IN ONE GAME	Dairon Blanco, 9/15/2022 @ Columbus
HAD 4 HITS IN ONE GAME	Edward Olivares, 8/15/2023 @ Toledo
HAD 3 HITS IN ONE GAME	Clay Dungan, 8/16/2023 @ Toledo
HIT 3 HOME RUNS IN ONE GAME	Ryan McBroom, 6/13/2021 @ St. Paul
HIT 2 HOME RUNS IN ONE GAME	Brewer Hicklen, 7/14/2023 vs. Indianapolis
HIT 2 TRIPLES IN ONE GAME	Angel Franco, 5/6/2016 @ Iowa
HIT 4 DOUBLES IN ONE GAME	Jordan Parraz, 5/18/2010 @ Las Vegas
HIT 3 DOUBLES IN ONE GAME	Dairon Blanco, 9/15/2022 @ Columbus
HIT 2 DOUBLES IN ONE GAME	CJ Alexander, 8/18/2023 @ Toledo
HIT 2 SACRIFICE FLIES IN ONE GAME	Samad Taylor, 4/30/2023 @ Nashville
HIT A GRAND SLAM	Adeiny Hechavarria, 6/22/2023 @ Rochester
HIT AN INSIDE-THE-PARK HOME RUN	John Rave, 6/18/2023 vs. Columbus
LED OFF A HOME GAME WITH A HOME RUN	Nate Eaton, 6/17/2023 vs. Columbus
LED OFF A ROAD GAME WITH A HOME RUN	Drew Waters, 8/16/2022 @ Louisville
HIT A PINCH-HIT HOME RUN	Elier Hernandez, 5/22/2019 vs. Iowa
HIT A WALK-OFF HOME RUN	Nate Eaton, 5/31/2022 vs. Indianapolis
HIT A WALK-OFF GRAND SLAM	Jimmy Govers, 5/7/2022 vs. Columbus
HIT A WALK-OFF PINCH-HIT HOME RUN	Chad Santos, 5/23/2005 vs. New Orleans
HIT FOR THE CYCLE	Jimmy Paredes, 8/12/2014 vs. New Orleans
HAD 11 RBI IN ONE GAME	Mike Moustakas, 8/30/2010 vs. Round Rock
HAD 9 RBI IN ONE GAME	Brett Eibner, 4/9/2014 vs. Memphis
HAD 8 RBI IN ONE GAME	Jimmy Paredes, 5/12/2014 vs. New Orleans
HAD 7 RBI IN ONE GAME	Brett Hayes, 4/14/2013 vs. Nashville
HAD 6 RBI IN ONE GAME	Freddy Fermin, 4/8/2023 vs. Toledo
HAD 5 RBI IN ONE GAME	Edward Olivares, 8/15/2023 @ Toledo
HAD 4 RBI IN ONE GAME	Adeiny Hechavarria, 6/22/2023 @ Rochester
SCORED 5 RUNS IN ONE GAME	Brett Eibner, 5/12/2014 vs. New Orleans
SCORED 4 RUNS IN ONE GAME	Maikel Garcia, 9/15/2022 @ Columbus
SCORED 3 RUNS IN ONE GAME	Bubba Thompson, 8/15/2023 @ Toledo
WALKED 4 TIMES IN ONE GAME	Samad Taylor, 7/26/2023 @ Columbus
WALKED 3 TIMES IN ONE GAME	Samad Taylor, 7/7/2023 @ Gwinnett
STOLE 4 BASES IN ONE GAME	Samad Taylor, 7/5/2023 @ Gwinnett
STOLE 3 BASES IN ONE GAME	Dairon Blanco, 6/10/2023 @ Indianapolis
STOLE 2 BASES IN ONE GAME	Samad Taylor, 7/21/2023 vs. St. Paul
STRUCK OUT 5 TIMES IN ONE GAME	Drew Waters, 8/10/2022 @ Toledo
STRUCK OUT 4 TIMES IN ONE GAME	John Rave, 8/11/2023 vs. Iowa
STRUCK OUT 3 TIMES IN ONE GAME	Tyler Gentry, 8/18/2023 @ Toledo
REACHED BASE 6 TIMES IN ONE GAME	Nicky Lopez, 7/27/2018 @ Fresno
REACHED BASE 5 TIMES IN ONE GAME	Tyler Gentry, 7/29/2023 @ Columbus
REACHED BASE 4 TIMES IN ONE GAME	Edward Olivares, 8/15/2023 @ Toledo
REACHED BASE IN EVERY TRIP TO THE PLATE (6 PA)	Brett Eibner, 4/9/2014 vs. Memphis
REACHED BASE IN EVERY TRIP TO THE PLATE (5 PA)	Tyler Gentry, 7/29/2023 @ Columbus
REACHED BASE IN EVERY TRIP TO THE PLATE (4 PA)	John Rave, 7/28/2023 @ Columbus
REACHED BASE IN EVERY TRIP TO THE PLATE (3 PA)	Angelo Castellano, 8/2/2023 @ Louisville
HAD 2 HOME RUNS IN THE SAME INNING	Brett Eibner: 5th Inning, 5/12/2015 vs. Memphis
HAD 2 DOUBLES IN THE SAME INNING	Clay Dungan: 6th Inning, 6/26/2022 vs. Columbus
HAD 2 HITS IN THE SAME INNING	Angelo Castellano: 3rd Inning, 7/2/2023 vs. Iowa [G1]
HAD 2 WALKS IN THE SAME INNING	Samad Taylor: 5th Inning, 6/8/2023 @ Indianapolis
REACHED 2 TIMES IN THE SAME INNING	Angelo Castellano: 3rd Inning, 7/2/2023 vs. Iowa [G1]
SCORED 2 RUNS IN THE SAME INNING	Dairon Blanco & Samad Taylor: 5th Inning, 6/8/2023 @ Indianapolis
HIT HOME RUNS IN 6 STRAIGHT GAMES	Steve Sisco, June 13 to June 21, 1998
HIT HOME RUNS IN 5 STRAIGHT GAMES	Cory Aldridge, July 27 to August 8, 2009
HIT HOME RUNS IN 4 STRAIGHT GAMES	Nick Pratto, August 19 to August 22, 2021
HIT HOME RUNS IN 3 STRAIGHT GAMES	Brent Rooker, September 23 to September 26, 2022
HIT HOME RUNS IN BACK-TO-BACK GAMES	Nate Eaton, August 10 and 11, 2023
HIT HOME RUNS IN BOTH GAMES OF A DOUBLEHEADER	Nick Pratto, 4/7/2022 @ Indianapolis
HIT HOME RUNS FROM BOTH SIDES OF THE PLATE, GAME	Tim Raines Jr., 8/20/2009 @ Tacoma
HIT HOME RUN IN FIRST OMAHA AT-BAT	Jakson Reetz, 8/28/2022 vs. Scranton/WB [G1]
HAD 2+ HITS IN 7 STRAIGHT GAMES	Johnny Giavotella, August 3 to August 14, 2014
HAD 2+ HITS IN 6 STRAIGHT GAMES	Dairon Blanco, September 10 to September 17, 2022
HAD 2+ HITS IN 5 STRAIGHT GAMES	MJ Melendez, September 25 to October 2, 2021
HAD A 20+ GAME HITTING STREAK	Frank Schwindel, 20 Games: July 22 to August 13, 2018
HAD A 18+ GAME HITTING STREAK	Frank Schwindel, 20 Games: July 22 to August 13, 2018
HAD A 16+ GAME HITTING STREAK	Frank Schwindel, 20 Games: July 22 to August 13, 2018
HAD A 14+ GAME HITTING STREAK	Dairon Blanco, 15 Games: May 15 to July 10, 2022
HAD A 12+ GAME HITTING STREAK	Nick Loftin, 12 Games: May 16 to May 30, 2023
HAD A 40+ GAME REACHED BASE STREAK	Shane Costa, 46 Games: April 14 to August 8, 2007
HAD A 35 to 39 GAME REACHED BASE STREAK	Alex Gordon, 39 Games: May 9 to June 19, 2010
HAD A 30 to 34 GAME REACHED BASE STREAK	Logan Porter, 30 Games: May 25 to July 5, 2023
HAD A 25 to 29 GAME REACHED BASE STREAK	Kelvin Gutierrez, 25 Games: April 5 to June 16, 2019
HAD A 20 to 24 GAME REACHED BASE STREAK	John Rave, 20 Games: June 13 to July 9, 2023
THREW A 1-HITTER (9 Innings)	Luis Mendoza, 7/18/2011 @ Memphis
THREW A 1-HITTER (7 Innings)	
THREW A 2-HITTER (9 Innings)	Jeff Suppan, 6/21/2011 @ Nashville
THREW A 2-HITTER (7 Innings)	Arnaldo Hernandez, 7/21/2018 vs. Round Rock [G1]
THREW A 9-INNING COMPLETE GAME SHUTOUT	Luis Mendoza, 7/18/2011 @ Memphis
THREW A 7-INNING COMPLETE GAME SHUTOUT	Jake Kalish, 7/2/2018 vs. Nashville [G1]
THREW A 5-INNING COMPLETE GAME SHUTOUT	Anthony Lerew, 8/31/2010 vs. Round Rock
THREW A 9-INNING COMPLETE GAME	Arnaldo Hernandez, 8/15/2018 vs. Oklahoma City
THREW AN 8-INNING COMPLETE GAME	John Lannan, 6/16/2016 @ Oklahoma City
THREW A 7-INNING COMPLETE GAME	Austin Cox, 8/28/2022 vs. Scranton/WB [G1]
THREW A 6-INNING COMPLETE GAME	Matt Wright, 8/8/2008 @ Nashville [G2]
THREW A 5-INNING COMPLETE GAME	Trevor Oaks, 8/6/2018 vs. Salt Lake
STRUCK OUT 12 IN A GAME	Jakob Junis, 5/26/2017 @ Nashville
STRUCK OUT 11 IN A GAME	John Lamb, 7/9/2014 vs. Iowa
STRUCK OUT 10 IN A GAME	Anthony Veneziano, 8/10/2023 vs. Iowa
WALKED 7 IN A GAME	Josh Staumont, 5/24/2017 @ Nashville
WALKED 6 IN A GAME	Drew Parrish, 6/22/2022 vs. Columbus
WALKED 5 IN A GAME	Drew Parrish, 8/3/2023 @ Louisville
ALLOWED 6 HOME RUNS IN A GAME	Matt Wright, 8/18/2007 vs. Albuquerque
ALLOWED 5 HOME RUNS IN A GAME	Austin Cox, 5/31/2023 vs. Memphis
ALLOWED 4 HOME RUNS IN A GAME	Drew Parrish, 8/9/2023 vs. Iowa
ALLOWED 3 HOME RUNS IN A GAME	Max Castillo, 7/28/2023 @ Columbus
ALLOWED 2+ HOME RUNS IN A GAME	Drew Parrish, 8/16/2023 @ Toledo
THREW 120+ PITCHES IN A GAME	Brett Tomko, 5/8/2014 @ Round Rock (127)
THREW 115+ PITCHES IN A GAME	Luke Farrell, 6/8/2017 vs. Nashville (116)
THREW 110+ PITCHES IN A GAME	Christian Binford, 9/3/2017 vs. Iowa (110)
THREW 100+ PITCHES IN A GAME	Anthony Veneziano, 8/10/2023 vs. Iowa (114)
THREW 95+ PITCHES IN A GAME	Jonathan Bowlan, 8/18/2023 @ Toledo (99)
THREW 90+ PITCHES IN A GAME	Jonathan Bowlan, 8/18/2023 @ Toledo (99)
THREW A QUALITY START	Anthony Veneziano, 8/10/2023 vs. Iowa
WON HIS OMAHA DEBUT	Jonathan Bowlan, 6/22/2023 @ Rochester
THREW AN IMMACULATE INNING	Anthony Swarzak, 6/3/2021 vs. Iowa

## AFTER-INNING RECORDS

	LEADING	TRAILING	TIED
AFTER 1 INNING	20 - 9	11 - 20	21 - 33
AFTER 2 INNINGS	32 - 12	13 - 29	8 - 20
AFTER 3 INNINGS	33 - 15	8 - 32	11 - 15
AFTER 4 INNINGS	38 - 16	8 - 37	6 - 9
AFTER 5 INNINGS	37 - 15	9 - 41	6 - 7
AFTER 6 INNINGS	37 - 12	8 - 47	7 - 3
AFTER 7 INNINGS	39 - 8	7 - 48	5 - 5
AFTER 8 INNINGS	43 - 4	3 - 49	5 - 6

## STORM CHASERS BIG INNINGS

DATE	INNING	RUNS
1. June 8 @ Indianapolis	Top 5th	10
2. June 17 vs. Columbus	Bottom 4th	7
May 17 vs. Toledo	Bottom 1st	7
April 2 @ Indianapolis	Top 8th	7
5. July 2 vs. Iowa [G1]	Bottom 3rd	6
June 2 vs. Memphis	Bottom 5th	6
May 18 vs Toledo	Bottom 8th	6
April 8 vs. Toledo	Bottom 3rd	6

## SCORE BY INNINGS

	1	2	3	4	5	6	7	8	9	10	11+	TOTAL
Omaha	66	59	78	60	81	62	62	65	60	1	1	595
Opponents	70	67	68	62	85	110	78	67	59	2	0	668
<b>Difference</b>	<b>-4</b>	<b>-8</b>	<b>10</b>	<b>-2</b>	<b>-4</b>	<b>-48</b>	<b>-16</b>	<b>-2</b>	<b>1</b>	<b>-1</b>	<b>1</b>	<b>-73</b>

SCORE BY INNINGS V. TOLEDO	1	2	3	4	5	6	7	8	9	10	11+	TOTAL
Omaha	13	10	18	12	8	13	10	15	3	0	0	102
Toledo	6	14	12	11	8	17	14	12	4	0	0	98
<b>vs. Toledo Difference</b>	<b>7</b>	<b>-4</b>	<b>6</b>	<b>1</b>	<b>0</b>	<b>-4</b>	<b>-4</b>	<b>3</b>	<b>-1</b>	<b>0</b>	<b>0</b>	<b>4</b>

## MULTI-RUN INNINGS

	2	3	4	5	6	7	8	9	10+	TOTAL
Storm Chasers	77	39	20	5	4	3	-	-	1	149
Opponents	77	38	18	9	6	3	4	1	-	156

## RECORD BY RUNS SCORED/ALLOWED

RUNS	0	1	2	3	4	5	6	7	8	9	10	11	12	13+
SCORED	0 - 2	1 - 8	1 - 16	2 - 9	5 - 10	5 - 7	8 - 8	6 - 1	7 - 0	5 - 0	3 - 1	4 - 0	1 - 0	4 - 0
ALLOWED	2 - 0	9 - 0	8 - 0	9 - 3	7 - 7	4 - 7	5 - 9	2 - 5	4 - 9	2 - 9	0 - 4	0 - 2	0 - 2	0 - 5

## RECORD BY MARGIN OF VICTORY/DEFEAT

1 Run	2 Runs	3 Runs	4 Runs	5 Runs	6 Runs	7 Runs	8 Runs	9 Runs	10+ Runs
9 - 16	12 - 6	7 - 9	9 - 5	7 - 7	1 - 6	0 - 6	3 - 2	2 - 1	2 - 4

## 2023 STORM CHASERS MONTH BY MONTH

### HITTING

MONTH	AVG	G	AB	R	H	TB	2B	3B	HR	RBI	BB	IBB	SO	SB	CS	OBP	SLG	OPS	SAC	SF	HBP	GIDP	LOB
MARCH	.300	1	40	8	12	16	2	1	0	8	9	0	12	5	0	.429	.400	.829	0	0	0	0	14
APRIL	.250	24	799	124	200	352	49	2	33	118	99	0	204	38	8	.337	.441	.778	1	11	11	24	156
MAY	.269	26	885	148	238	386	53	7	27	131	120	0	218	58	13	.366	.436	.802	1	6	19	28	198
JUNE	.281	24	804	152	226	362	55	3	25	142	125	2	216	45	7	.380	.450	.830	7	15	13	20	184
JULY	.256	23	757	113	194	335	42	6	29	106	102	2	175	22	9	.347	.443	.790	0	8	8	11	166
AUGUST	.222	16	528	50	117	191	19	2	17	46	68	0	163	16	7	.317	.362	.679	1	1	6	13	122
SEPTEMBER																							
<b>TOTAL</b>	<b>.259</b>	<b>114</b>	<b>3813</b>	<b>595</b>	<b>987</b>	<b>1642</b>	<b>220</b>	<b>21</b>	<b>131</b>	<b>551</b>	<b>523</b>	<b>4</b>	<b>988</b>	<b>184</b>	<b>44</b>	<b>.353</b>	<b>.431</b>	<b>.784</b>	<b>10</b>	<b>41</b>	<b>57</b>	<b>96</b>	<b>840</b>

### PITCHING

MONTH	W	L	ERA	G	GS	CG	SHO	GF	HLD	SV	SVO	IP	H	R	ER	HR	HB	BB	SO	WP	BK	WHIP	AVG
MARCH	1	0	6.00	1	1	0	0	1	0	1	1	9.0	11	6	6	1	1	2	7	0	1	1.44	.297
APRIL	9	15	5.65	24	24	0	0	24	11	3	7	212.0	238	149	133	30	17	104	198	16	2	1.61	.284
MAY	12	14	5.61	26	26	0	1	26	17	6	12	229.1	247	162	143	46	15	126	235	13	1	1.63	.278
JUNE	17	7	4.35	24	24	0	0	24	17	6	11	215.1	187	109	104	26	7	127	219	13	1	1.46	.232
JULY	11	12	5.41	23	23	0	1	23	5	5	8	198.0	182	126	119	32	12	112	203	11	1	1.48	.245
AUGUST	2	14	7.26	16	16	0	0	13	4	1	5	136.1	162	119	110	28	9	95	137	7	0	1.89	.295
SEPTEMBER																							
<b>TOTAL</b>	<b>52</b>	<b>62</b>	<b>5.54</b>	<b>114</b>	<b>114</b>	<b>0</b>	<b>2</b>	<b>111</b>	<b>54</b>	<b>22</b>	<b>44</b>	<b>1000.0</b>	<b>1027</b>	<b>671</b>	<b>615</b>	<b>163</b>	<b>61</b>	<b>566</b>	<b>999</b>	<b>60</b>	<b>6</b>	<b>1.59</b>	<b>.266</b>

## 2023 WALK-OFF TRACKER (3 FOR, 10 AGAINST)

GAME #	DATE	OPPONENT	FINAL (INN.)	PLAYER	WINNING RUN	PITCHER	HOW	OUTS	COUNT
23	April 28	@ Nashville	L, 4-3 (9)	Brian Navarreto	Skye Bolt	Josh Dye	Throwing error by 3B Maikel Garcia	2	1-0
24	April 29	@ Nashville	L, 6-5 (10)	Keston Hiura	Eddy Alvarez	Evan Sisk	Infield single to SS Angelo Castellano	1	2-1
33	May 10	@ Scranton/WB	L, 4-3 (9)	Michael Hermosillo	Michael Hermosillo	Dylan Coleman	Solo home run to LF	0	2-1
36	May 13	@ Scranton/WB	L, 8-6 (9)	Ben Rortvedt	Estevan Florial	Brooks Kriske	3-run home run to RCF	1	2-2
45	May 24	@ St. Paul	L, 6-5 (9)	Jose Miranda	Andrew Stevenson	Brooks Kriske	RBI single to LF	0	1-1
53	June 2	vs. Memphis	W, 10-9 (10)	<b>Dairon Blanco</b>	<b>Brewer Hicklen</b>	<b>Jake Walsh</b>	<b>Sacrifice fly to RF</b>	<b>1</b>	<b>2-2</b>
71	June 24	@ Rochester	L, 3-2 (9)	Richie Martin	Richie Martin	Christian Chamberlain	Wild Pitch	1	1-0
80	July 5	@ Gwinnett	L, 8-7 (10)	Luke Williams	Braden Shewmake	Brooks Kriske	RBI single to LF	0	2-1
87	July 18	vs. St. Paul	W, 1-0 (9)	<b>CJ Alexander</b>	<b>Nick Loftin</b>	<b>Josh Winder</b>	<b>RBI single to LCF</b>	<b>2</b>	<b>1-1</b>
90	July 21	vs. St. Paul	W, 5-4 (9)	<b>Logan Porter</b>	<b>Samad Taylor</b>	<b>Josh Winder</b>	<b>2-RBI double to LCF</b>	<b>1</b>	<b>0-1</b>
99	August 1	@ Louisville	L, 3-2 (9)	Alejo Lopez	Michael Siani	Will Klein	RBI double to CF	2	1-1
100	August 2	@ Louisville	L, 5-4 (9)	Nick Martini	Chuckie Robinson	Christian Chamberlain	Bases loaded hit by pitch	2	2-1
104	August 6	@ Louisville	L, 5-4 (9)	Jhonny Pereda	Jose Barrero	Will Klein	RBI single to RF	0	1-1

**Bold Indicates Omaha Walk-Off Win**

## 2023 STORM CHASERS EJECTIONS (5)

DATE	INNING	WHO (POSITION) / # IN 2023	WHY	UMPIRE (POSITION)
1. April 21 vs. Gwinnett	▼ 6	Mike Jirschele (Manager) / 1st	Balls/Strikes	Takahito Matsuda (Home Plate)
2. April 21 vs. Gwinnett	▲ 7	Dane Johnson (Pitching Coach) / 1st	Balk	Takahito Matsuda (Home Plate)
3. April 21 vs. Gwinnett	▼ 8	CJ Alexander (Designated Hitter) / 1st	Balls/Strikes	Takahito Matsuda (Home Plate)
4. May 11 @ Scranton/WB	▼ 9	Mike Jirschele (Manager) / 2nd	Hit By Pitch	Robert Nunez (Home Plate)
5. June 20 @ Rochester	▼ 6	Mike Jirschele (Manager) / 3rd	Fair/Foul on Home Run	Steven Jaschinski (Home Plate)

## HOME RUN BREAKDOWN

						OUTS			RUNNERS ON				TIED GO		DIRECTION					BESTS		LAST HOME RUN					
PLAYER	2023 TOTAL	HOME	ROAD	RHP	LHP	0	1	2	0	1	2	3	GAME	AHEAD	LF	LCF	CF	RCF	RF	FT	MPH	DATE	OPPONENT	PITCHER	KIND	INN	PA SINCE
13 Nick Loftin	13	5	8	9	4	6	3	4	7	3	3	-	2	3	6	3	4	-	-	433	105.6	8/15	@ Toledo	K. Montero	Solo	▲ 3	15
28 Tyler Gentry	13	6	7	8	5	5	2	6	6	3	4	-	2	5	6	4	2	1	-	471	106.5	8/12	vs. Iowa	T. Duffey	Solo	▼ 3	16
19 CJ Alexander	12	5	7	12	-	7	2	3	8	3	1	-	2	3	1	-	2	4	5	422	109.9	8/4	@ Louisville	R. Nutof	Solo	▲ 7	18
24 Nate Eaton	11	8	3	7	4	5	3	3	8	3	-	-	-	4	4	3	4	-	-	422	107.3	8/11	vs. Iowa	B. Horn	Solo	▼ 8	23
14 Logan Porter	10	6	4	3	7	6	3	1	8	2	-	-	-	1	7	2	-	1	-	417	106.6	7/15	vs. Indianapolis	J. Hernandez	2-Run	▼ 3	102
17 Angelo Castellano	8	6	2	6	2	1	2	5	3	5	-	-	2	2	7	1	-	-	-	401	102.8	8/19	@ Toledo	Z. Logue	Solo	▲ 3	3
18 Brewer Hicklen	8	5	3	6	2	3	2	3	4	3	1	-	-	2	3	3	1	1	-	443	109.5	7/30	@ Columbus	P. Battenfield	Solo	▲ 2	16
Adeiny Hechavarria	6	4	2	6	-	3	1	2	3	1	1	1	1	2	-	2	2	1	1	433	103.4	8/9	vs. Iowa	K. Thompson	Solo	▼ 8	8
Samad Taylor	6	3	3	2	4	3	1	2	3	2	1	-	-	2	1	1	2	2	-	422	104.5	6/14	vs. Columbus	G. Williams	Solo	▼ 7	62
Freddy Fermin	5	2	3	3	2	1	2	2	1	2	1	1	-	-	2	-	2	1	-	428	105.9	4/30	@ Nashville	R. Gasser	Solo	▲ 5	2
7 John Rave	4	2	2	-	4	1	-	3	3	-	1	-	-	1	1	1	-	2	-	406	101.9	7/28	@ Columbus	R. Labaut	Solo	▲ 6	18
Tucker Bradley	4	3	1	3	1	2	-	2	1	3	-	-	-	1	-	1	-	1	2	392	106.3	7/14	vs. Indianapolis	K. Emanuel	Solo	▼ 5	51
Johan Camargo	4	2	2	4	-	2	1	1	3	1	-	-	-	3	1	-	1	2	-	426	107.6	6/14	vs. Columbus	G. Williams	Solo	▼ 4	2
Jakson Reetz	4	3	1	1	3	1	2	1	2	1	-	1	-	2	4	-	-	-	-	426	104.4	5/21	vs. Toledo	B. Bristo	Solo	▼ 7	36
60 José Briceño	3	1	2	3	-	-	1	2	2	1	-	-	1	-	3	-	-	-	-	401	104.7	8/17	@ Toledo	M. Diaz	2-Run	▲ 9	0
Jermaine Palacios	3	2	1	2	1	2	-	1	1	2	-	-	-	1	2	1	-	-	-	409	101.9	7/20	vs. St. Paul	R. Henriquez	Solo	▼ 5	5
Dairon Blanco	3	-	3	3	-	1	1	1	3	-	-	-	-	1	1	1	1	-	-	455	105.2	5/23	@ St. Paul	S.Woods Richardson	Solo	▲ 4	75
34 Devin Mann	2	1	1	2	-	1	-	1	2	-	-	-	1	-	1	1	-	-	-	415	105.7	8/19	@ Toledo	R. Garcia	Solo	▲ 5	2
6 Clay Dungan	2	1	1	2	-	2	-	-	2	-	-	-	1	-	-	-	-	1	1	399	107.5	8/12	vs. Iowa	T. Duffey	Solo	▼ 1	20
Kyle Isbel	2	1	1	2	-	1	1	-	2	-	-	-	-	2	-	-	1	-	1	406	104.3	6/23	@ Rochester	J. Adon	Solo	▼ 6	11
Drew Waters	2	2	-	2	-	1	1	-	1	1	-	-	-	1	-	1	-	1	-	408	108.7	5/21	vs. Toledo	A. Goudeau	2-Run	▼ 1	12
Nick Pratto	2	2	-	1	1	1	-	1	1	1	-	-	1	1	-	-	1	-	1	399	100.2	4/22	@ Scranton/WB	D. Dodd	2-Run	▼ 6	19
4 Edward Olivares	1	-	1	1	-	1	-	-	-	1	-	-	-	1	-	-	-	-	1	364	98.0	8/15	@ Toledo	S. Turnbull	2-Run	▲ 1	18
Matt Beaty	1	-	1	1	-	-	1	-	1	-	-	-	-	1	-	-	-	-	1	376	101.2	7/30	@ Columbus	P. Battenfield	Solo	▲ 1	3
Franmil Reyes	1	1	-	1	-	-	1	-	-	1	-	-	-	-	-	1	-	-	-	389	100.8	5/7	vs. Louisville	A. Abbott	2-Run	▼ 5	1
Maikel Garcia	1	1	-	1	-	-	1	-	1	-	-	-	-	1	-	-	-	-	1	349	94.3	4/4	vs. Toledo	A. Faedo	Solo	▼ 1	94
	131	72	59	90	41	56	30	45	76	39	13	3	13	40	50	26	23	19	13								

## INNING DISTRIBUTION

1st Inning	2nd Inning	3rd Inning	4th Inning	5th Inning	6th Inning	7th Inning	8th Inning	9th Inning	10th Inning	11th Inning
16	16	22	19	16	14	12	9	7	-	-

## NOTABLE STORM CHASERS HOME RUNS

BACK-TO-BACK HOMERS (1)		2-HOMER GAMES (5)		3-HOMER GAMES (0)		GRAND SLAMS (3)	
PLAYERS	DATE/OPPONENT (INN.)	PLAYER (CAREER NO.)	DATE/OPPONENT	PLAYER (CAREER NO.)	DATE/OPPONENT	PLAYER (CAREER NO.)	DATE/OPPONENT (INN.)
Tyler Gentry & Logan Porter	4/5 vs. Toledo (6th)	Logan Porter (3rd)	4/5 vs. Toledo			Jakson Reetz (1st)	4/1 @ Indianapolis (5th)
		Freddy Fermin (4th)	4/8 vs. Toledo			Freddy Fermin (3rd)	4/8 vs. Toledo (3rd)
		Drew Waters (3rd)	5/21 vs. Toledo			Adeiny Hechavarria (3rd)	6/22 @ Rochester (4th)
		Nate Eaton (3rd)	6/17 vs. Columbus				
		Brewer Hicklen (9th)	7/14 vs. Indianapolis				

LEADOFF HOMERS (3)		INSIDE-THE PARK HOMERS (1)		PINCH-HIT HOMERS (0)		WALK-OFF HOMERS (0)	
PLAYER (CAREER NO.)	DATE/OPPONENT	PLAYER (CAREER NO.)	DATE/OPPONENT (INN.)	PLAYER (CAREER NO.)	DATE/OPPONENT (INN.)	PLAYER	DATE/OPPONENT
Samad Taylor (1st)	6/14 vs. Columbus	John Rave (1)	6/18 vs. Columbus (3rd)				
Nate Eaton (1st)	6/17 vs. Columbus						
Clay Dungan (5th)	8/12 vs. Iowa						

HOME RUN SITUATION	# OF	DATE OF LAST	BATTER (*23 HR #)	PITCHER	COUNT	RUNNERS ON	OUTS	INNING	SCORE @ HR	FINAL
GO-AHEAD HOME RUN	40	August 15 @ Toledo	Edward Olivares (1)	Spencer Turnbull	0-1	1	0	▲ 1	2-0	W, 11-8
GAME-TYING HOME RUN	13	August 19 @ Toledo	Angelo Castellano (8)	Zach Logue	1-0	0	0	▲ 3	1-1	W, 5-3

## NOTABLE OPPOSING HOME RUNS

BACK-TO-BACK HOMERS (5)		2-HOMER GAMES (6)		3-HOMER GAMES (1)		GRAND SLAMS (7)	
PLAYERS	DATE/OPPONENT (INN.)	PLAYER (CAREER NO.)	DATE/OPPONENT	PLAYER (CAREER NO.)	DATE/OPPONENT	PLAYER	DATE/OPPONENT (INN.)
Encarnacion-Strand & Benson	5/4 vs. Louisville (1st)	Jermaine Palacios (5th)	5/17 vs. Toledo	Christian Encarnacion-Strand (1)	5/4 vs. Louisville	Andy Ibáñez	4/6 vs. Toledo (3rd)
Jordan Walker & Moisés Gómez	5/31 vs. Memphis (6th)	Moisés Gómez (7th)	5/31 vs. Memphis			Andrés Chaparro	5/9 @ Scranton/WB (7th)
Travis Blankenhorn & Matt Adams	6/22 @ Rochester (4th)	Liover Peguero (5th)	7/14 vs. Indianapolis			Jair Camargo	5/28 @ St. Paul (7th)
P.J. Higgins & Matt Mervis	8/9 vs. Iowa (1st)	Chase Strumpf (1st)	8/9 vs. Iowa			Jesús Aguilar	7/5 @ Gwinnett (3rd)
Matt Mervis & David Bote	8/11 vs. Iowa (7th)	Luis Vazquez (2nd)	8/9 vs. Iowa			Joshua Fuentes	7/6 @ Gwinnett (4th)
		Tyler Nevin (1st)	8/16 @ Toledo			Endy Rodríguez	7/14 vs. Indianapolis (3rd)
						Chase Strumpf	8/9 vs. Iowa (8th)

LEADOFF HOMERS (5)		INSIDE-THE PARK HOMERS (0)		PINCH-HIT HOMERS (0)		WALK-OFF HOMERS (2)	
PLAYER	DATE/OPPONENT	PLAYER	DATE/OPPONENT (INN.)	PLAYER	DATE/OPPONENT (INN.)	PLAYER	DATE/OPPONENT
Christopher Morel	4/14 @ Iowa					Michael Hermosillo	5/10 @ Scranton/WB
Forrest Wall	4/19 vs. Gwinnett					Ben Rortvedt	5/13 @ Scranton/WB
Michael Siani	5/3 vs. Louisville						
Michael Siani	5/5 vs. Louisville						
Nick Gonzales	6/9 @ Indianapolis						



HR #	PLAYER (SEASON #)	GM # - DATE	OPPONENT	PITCHER	PITCH TYPE	DIRECTION	ON BASE	INNING	OUTS	COUNT	SCORE	FINAL	DISTANCE	EXIT VELO	LAUNCH ANGLE
1.	Logan Porter (1)	2 - April 1	@ Indianapolis	Caleb Smith (L)	4-seam FB	LF	0	▲4	1	2-2	3-0	W, 12-1	417 ft	106.6 mph	32°
2.	Jakson Reetz (1)	2 - April 1	@ Indianapolis	Caleb Smith (L)	Slider	LF	3	▲5	2	2-1	8-0	W, 12-1	408 ft	103.9 mph	25°
3.	Dairon Blanco (1)	3 - April 2	@ Indianapolis	Mike Burrows	4-seam FB	LCF	0	▲5	2	3-2	1-3	W, 8-3	411 ft	105.2 mph	23°
4.	Samad Taylor (1)	3 - April 2	@ Indianapolis	J.C. Flowers	4-seam FB	LF	0	▲8	0	2-1	2-3	W, 8-3	334 ft	104.5 mph	22°
5.	Nick Loftin (1)	3 - April 2	@ Indianapolis	Daniel Zamora (L)	4-seam FB	LF	2	▲8	1	1-2	5-3	W, 8-3	362 ft	97.2 mph	29°
6.	Maikel Garcia (1)	4 - April 4	vs. Toledo	Alex Faedo	4-seam FB	RF	0	▼1	1	2-1	1-0	L, 9-2	349 ft	94.3 mph	35°
7.	Tyler Gentry (1)	5 - April 5	vs. Toledo	Tyler Holton (L)	Cutter	CF	2	▼6	0	2-0	3-1	L, 7-6	417 ft	106.5 mph	27°
8.	Logan Porter (2)	5 - April 5	vs. Toledo	Tyler Holton (L)	Slider	LF	0	▼6	0	3-1	4-1	L, 7-6	346 ft	103.3 mph	37°
9.	Logan Porter (3)	5 - April 5	vs. Toledo	Matt Wisler	4-seam FB	RCF	0	▼8	0	2-2	5-6	L, 7-6	364 ft	94.7 mph	34°
10.	Nick Loftin (2)	6 - April 6	vs. Toledo	Brenan Haniffee	Slider	LCF	0	▼2	0	2-2	1-1	L, 8-5	401 ft	101.8 mph	32°
11.	CJ Alexander (1)	6 - April 6	vs. Toledo	Brenan Haniffee	Sinker	CF	0	▼4	1	2-2	3-6	L, 8-5	409 ft	101.1 mph	35°
12.	Logan Porter (4)	7 - April 7	vs. Toledo	Reese Olson	4-seam FB	LF	0	▼3	0	3-2	5-2	W, 9-4	395 ft	104.3 mph	45°
13.	Freddy Fermin (1)	8 - April 8	vs. Toledo	Will Vest	Slider	CF	3	▼3	2	0-0	6-1	W, 13-8	401 ft	102.1 mph	42°
14.	Angelo Castellano (1)	8 - April 8	vs. Toledo	Will Vest	4-seam FB	LCF	1	▼4	0	2-0	8-1	W, 13-8	401 ft	102.8 mph	33°
15.	Freddy Fermin (2)	8 - April 8	vs. Toledo	Ashton Goudeau	Changeup	CF	1	▼5	0	1-1	10-1	W, 13-8	428 ft	105.9 mph	28°
16.	CJ Alexander (2)	8 - April 8	vs. Toledo	Ashton Goudeau	Changeup	LF	0	▼7	0	1-0	11-8	W, 13-8	351 ft	92.4 mph	43°
17.	Angelo Castellano (2)	9 - April 9	vs. Toledo	Alex Faedo	4-seam FB	LF	0	▼3	1	0-0	1-0	L, 8-2	373 ft	98.0 mph	25°
18.	Samad Taylor (2)	10 - April 11	@ Iowa	Roenis Elias (L)	4-seam FB	CF	2	▲5	2	0-2	3-9	L, 9-6	405 ft	100.9 mph	25°
19.	Freddy Fermin (3)	10 - April 11	@ Iowa	Brandon Hughes (L)	4-seam FB	LF	1	▲6	2	0-1	6-9	L, 9-6	398 ft	100.3 mph	33°
20.	CJ Alexander (3)	11 - April 12	@ Iowa	Riley Thompson	Changeup	RF	0	▲2	0	1-0	2-1	W, 10-6	394 ft	104.3 mph	24°
21.	Tyler Gentry (2)	11 - April 12	@ Iowa	Riley Thompson	Slider	LF	0	▲3	2	1-2	3-1	W, 10-6	393 ft	103.3 mph	26°
22.	Tucker Bradley (1)	11 - April 12	@ Iowa	Rowan Wick	4-seam FB	RCF	1	▲6	2	1-1	7-3	W, 10-6	392 ft	98.2 mph	29°
23.	Nick Loftin (3)	11 - April 12	@ Iowa	Anthony Kay (L)	Slider	CF	0	▲8	0	2-1	8-6	W, 10-6	420 ft	104.3 mph	28°
24.	Nick Loftin (4)	12 - April 13	@ Iowa	Nick Neidert	4-seam FB	LF	0	▲4	2	3-2	1-11	L, 14-1	370 ft	100.4 mph	38°
25.	Nick Pratto (1)	15 - April 19	vs. Gwinnett	Beau Burrows	Slider	CF	0	▼2	0	1-2	1-1	L, 6-2	399 ft	100.2 mph	26°
26.	Logan Porter (5)	15 - April 19	vs. Gwinnett	Beau Burrows	Slider	LF	0	▼4	1	1-2	2-3	L, 6-2	350 ft	94.9 mph	50°
27.	CJ Alexander (4)	17 - April 21	vs. Gwinnett	Allan Winans	Changeup	RF	0	▼2	2	0-0	1-1	L, 7-3	395 ft	96.2 mph	37°
28.	Nick Pratto (2)	18 - April 22	vs. Gwinnett	Dylan Dodd (L)	Changeup	RF	1	▼1	2	3-1	2-0	L, 5-2	350 ft	88.4 mph	39°
29.	Nate Eaton (1)	22 - April 27	@ Nashville	Janson Junk	Sweeper	LF	0	▲2	2	2-2	1-0	W, 2-1	403 ft	103.0 mph	32°
30.	Freddy Fermin (4)	24 - April 29	@ Nashville	Robert Stock	4-seam FB	RCF	2	▲1	1	3-1	4-0	L, 6-5 (10)	381 ft	104.3 mph	23°
31.	Tyler Gentry (3)	25 - April 30	@ Nashville	Robert Gasser (L)	4-seam FB	LF	1	▲3	2	1-0	2-1	W, 10-6	391 ft	100.6 mph	33°
32.	Logan Porter (6)	25 - April 30	@ Nashville	Robert Gasser (L)	Slider	LF	0	▲4	0	2-1	3-1	W, 10-6	389 ft	102.3 mph	29°
33.	Freddy Fermin (5)	25 - April 30	@ Nashville	Robert Gasser (L)	Changeup	LF	0	▲5	1	2-0	5-1	W, 10-6	368 ft	94.8 mph	35°
34.	Nick Loftin (5)	28 - May 4	vs. Louisville	Silvino Bracho	Slider	LF	0	▼7	0	0-0	8-11	L, 12-10	365 ft	101.1 mph	19°
35.	Jakson Reetz (2)	29 - May 5	vs. Louisville	Brandon Williamson (L)	4-seam FB	LF	1	▼2	1	0-0	2-1	W, 6-2	346 ft	100.2 mph	27°
36.	Nick Loftin (6)	29 - May 5	vs. Louisville	Brandon Williamson (L)	Slider	CF	0	▼6	0	0-0	3-1	W, 6-2	395 ft	105.6 mph	24°
37.	Angelo Castellano (3)	30 - May 6	vs. Louisville	Ryan Nutof	Curveball	LF	1	▼7	2	2-2	8-8	W, 11-9	376 ft	95.2 mph	29°
38.	Jakson Reetz (3)	31 - May 7	vs. Louisville	Andrew Abbott (L)	Changeup	LF	0	▼4	1	2-0	1-0	L, 4-3	426 ft	104.4 mph	32°
39.	Franmil Reyes (1)	31 - May 7	vs. Louisville	Andrew Abbott (L)	Curveball	LCF	1	▼5	2	3-2	3-0	L, 4-3	389 ft	100.8 mph	29°
40.	Clay Dungan (1)	32 - May 9	@ Scranton/WB	Mitch Spence	4-seam FB	RCF	0	▲3	0	1-0	2-2	L, 14-2	388 ft	104.0 mph	28°
41.	Dairon Blanco (2)	33 - May 10	@ Scranton/WB	Luis Severino	Changeup	LF	0	▲3	0	0-1	1-1	L, 4-3	377 ft	99.6 mph	24°
42.	CJ Alexander (5)	34 - May 11	@ Scranton/WB	Colten Brewer	Slider	CF	0	▲9	0	1-1	3-1	W, 4-3 (11)	422 ft	106.4 mph	23°
43.	CJ Alexander (6)	36 - May 13	@ Scranton/WB	Greg Weissert	Sweeper	RF	0	▲6	1	0-0	4-3	L, 8-6	377 ft	102.7 mph	39°
44.	CJ Alexander (7)	37 - May 14	@ Scranton/WB	Mitch Spence	4-seam FB	RCF	0	▲2	0	3-2	1-1	W, 6-3	416 ft	109.9 mph	24°
45.	Brewer Hicklen (1)	37 - May 14	@ Scranton/WB	D.J. Snelten (L)	Changeup	LF	0	▲9	0	2-1	4-3	W, 6-3	344 ft	109.5 mph	25°
46.	Samad Taylor (3)	37 - May 14	@ Scranton/WB	D.J. Snelten (L)	4-seam FB	RCF	1	▲9	2	3-1	6-3	W, 6-3	346 ft	95.2 mph	29°
47.	Samad Taylor (4)	39 - May 17	vs. Toledo	Zach Logue (L)	4-seam FB	RCF	1	▼1	0	0-1	2-1	W, 16-8	372 ft	100.0 mph	30°
48.	Logan Porter (7)	39 - May 17	vs. Toledo	Zach Logue (L)	4-seam FB	LF	1	▼1	0	0-0	4-1	W, 16-8	401 ft	102.3 mph	38°
49.	Angelo Castellano (4)	39 - May 17	vs. Toledo	Miguel Del Pozo (L)	4-seam FB	LF	1	▼5	2	1-0	10-5	W, 16-8	385 ft	99.2 mph	26°
50.	Brewer Hicklen (2)	40 - May 18	vs. Toledo	Miguel Diaz	Sinker	LCF	2	▼8	0	2-0	9-0	W, 9-0	443 ft	108.4 mph	32°
51.	Drew Waters (1)	43 - May 21	vs. Toledo	Ashton Goudeau	4-seam FB	RCF	0	▼3	0	1-1	1-2	W, 8-4	408 ft	108.7 mph	29°
52.	Drew Waters (2)	43 - May 21	vs. Toledo	Ashton Goudeau	Changeup	LCF	1	▼4	1	2-0	4-3	W, 8-4	366 ft	99.5 mph	32°
53.	Tucker Bradley (2)	43 - May 21	vs. Toledo	Seth Elledge	Sinker	LCF	1	▼6	0	1-1	6-4	W, 8-4	388 ft	100.5 mph	28°
54.	Jakson Reetz (4)	43 - May 21	vs. Toledo	Braden Bristo	Sweeper	LF	0	▼7	0	2-1	8-4	W, 8-4	412 ft	104.1 mph	36°
55.	Dairon Blanco (3)	44 - May 23	@ St. Paul	Simeon Woods Richardson	4-seam FB	CF	0	▲4	1	1-1	4-0	W, 6-1	455 ft	104.5 mph	28°
56.	Nick Loftin (7)	45 - May 24	@ St. Paul	Brent Headrick (L)	Changeup	LF	2	▲3	1	2-2	3-5	L, 6-5	433 ft	103.7 mph	24°
57.	Nick Loftin (8)	46 - May 25	@ St. Paul	Cody Lawersyson	Sweeper	LF	2	▲7	0	1-2	4-4	L, 8-6	357 ft	97.3 mph	22°
58.	Johan Camargo (1)	48 - May 27	@ St. Paul	Randy Dobnak	Changeup	CF	0	▲5	0	1-2	1-3	L, 14-1	426 ft	102.2 mph	26°
59.	Nick Loftin (9)	50 - May 30	vs. Memphis	Jake Woodford	Curveball	LF	1	▼1	2	0-0	2-1	W, 7-6	370 ft	91.0 mph	29°
60.	Tyler Gentry (4)	50 - May 30	vs. Memphis	Connor Thomas (L)	Slider	LCF	1	▼3	0	2-1	4-1	W, 7-6	471 ft	103.6 mph	27°
61.	Johan Camargo (2)	52 - June 1	vs. Memphis	Dakota Hudson	Slider	RCF	1	▼4	2	0-2	2-1	L, 12-6	393 ft	98.2 mph	31°
62.	Brewer Hicklen (3)	52 - June 1	vs. Memphis	Ryan Loutos	Sinker	CF	0	▼7	0	1-0	4-10	L, 12-6	425 ft	105.8 mph	33°
63.	CJ Alexander (8)	52 - June 1	vs. Memphis	Ryan Loutos	Cutter	RCF	1	▼8	0	2-2	5-12	L, 12-6	400 ft	102.8 mph	30°
64.	Nate Eaton (2)	53 - June 2	vs. Memphis	Tommy Parsons	4-seam FB	LF	0	▼1	1	0-0	1-0	W, 10-9 (10)	330 ft	103.3 mph	46°
65.	Johan Camargo (3)	56 - June 6	@ Indianapolis	Yerry De Los Santos	Sinker	RCF	0	▲9	0	3-1	3-2	W, 4-2	399 ft	107.6 mph	22°
66.	CJ Alexander (9)	57 - June 7	@ Indianapolis	Quinn Priester	Curveball	RCF	2	▲2	0	1-2	3-2	W, 9-7	404 ft	101.3 mph	34°
67.	CJ Alexander (10)	58 - June 8	@ Indianapolis	Eli Villalobos	4-seam FB	RCF	1	▲7	2	2-1	14-7	W, 15-7	408 ft	108.5 mph	35°
68.	Brewer Hicklen (4)	59 - June 9	@ Indianapolis	Kent Emanuel (L)	Sinker	RCF	1	▲4	1	1-1	5-1	W, 6-2	410 ft	106.9 mph	26°
69.	Tyler Gentry (5)	60 - June 10	@ Indianapolis	Hunter Stratton	Slider	LF	2	▲5	2	0-2	3-2	W, 9-5	431 ft	106.0 mph	28°
70.	Samad Taylor (5)	61 - June 13	vs. Columbus	Joey Cantillo (L)	4-seam FB	LCF	0	▼6	1	1-1	1-2	W, 6-5	395 ft	102.4 mph	27°
71.	Brewer Hicklen (5)	61 - June 13	vs. Columbus	Michael Kelly	Slider	LF	1	▼8	2	2-1	6-5	W, 6-5	422 ft	108.1 mph	28°
72.	Samad Taylor (6)	62 - June 14	vs. Columbus	Gavin Williams	4-seam FB	CF	0	▼1	0	2-1	1-0	W, 6-1	422 ft	104.5 mph	27°
73.	Johan Camargo (4)	62 - June 14	vs. Columbus	Gavin Williams	4-seam FB	LF	0	▼4	1	0-2	2-1	W, 6-1	324 ft	90.8 mph	34°
74.	Tyler Gentry (6)	62 - June 14	vs. Columbus	Caleb Simpson	4-seam FB	LCF	1	▼7	2	0-1	6-1	W, 6-1	388 ft	101.2 mph	24°
75.	Kyle Isbel (1)	64 - June 16	vs. Columbus	Thomas Ponticelli	Sweeper	CF	0	▼1	1	1-0	1-1	W, 4-1	406 ft	104.3 mph	23°
76.	Nate Eaton (3)	65 - June 17	vs. Columbus	Jhon Romero	4-seam FB	CF	0	▼1	0	0-0	1-0	W, 13-4	412 ft	103.0 mph	33°
77.	Nate Eaton (4)	65 - June 17	vs. Columbus	Caleb Baragar (L)	4-seam FB	LF	0	▼3	0	2-2	2-0	W, 13-4	410 ft	103.8 mph	37°
78.	Jermaine Palacios (1)	66 - June 18	vs. Columbus	Joey Cantillo (L)	Changeup	LCF	1	▼2	2	1-1	2-0	W, 6-4	409 ft	101.9 mph	29°
79.	John Rave (1)	66 - June 18	vs. Columbus	Joey Cantillo (L)	4-seam FB	LCF	2	▼3	2	1-2	6-1	W, 6-4	ITP	96.5 mph	26°
80.	Adeiny Hechavarria (1)	69 - June 22	@ Rochester	Tommy Romero	4-seam FB	LCF	3	▲4	2	3-0	4-2	W, 8-4	411 ft	100.5 mph	29°
81.	Kyle Isbel (2)	70 - June 23	@ Rochester	Joan Adon	4-seam FB	RF	0	▲4	0	3-2	1-0	W, 4-2	375 ft	102.8 mph	32°
82.	John Rave (2)	71 - June 24	@ Rochester	Anthony Banda (L)	Slider	RCF	0	▲4	2	1-1	1-0	L, 3-2	406 ft	101.9 mph	24°

HR #	PLAYER (SEASON #)	GM # - DATE	OPPONENT	PITCHER	PITCH TYPE	DIRECTION	ON BASE	INNING	OUTS	COUNT	SCORE	FINAL	DISTANCE	EXIT VELO	LAUNCH ANGLE
83.	Adeiny Hechavarria (2)	74 - June 29	vs. Iowa	Riley Thompson	4-seam FB	LCF	0	▼2	1	1-1	1-2	W, 8-3	387 ft	97.1 mph	36°
84.	Angelo Castellano (5)	74 - June 29	vs. Iowa	Riley Thompson	Sinker	LF	1	▼2	1	0-0	3-2	W, 8-3	396 ft	99.6 mph	30°
85.	John Rave (3)	74 - June 29	vs. Iowa	Brendon Little (L)	Sinker	LF	0	▼7	2	3-1	8-2	W, 8-3	366 ft	98.0 mph	32°
86.	Tucker Bradley (3)	76 - July 2 (G1)	vs. Iowa	Chris Clarke	Slider	RF	1	▼3	2	1-0	5-1	W, 11-1 (7)	355 ft	90.5 mph	36°
87.	Angelo Castellano (6)	76 - July 2 (G1)	vs. Iowa	Rowan Wick	4-seam FB	LF	0	▼5	2	1-2	8-1	W, 11-1 (7)	385 ft	102.5 mph	21°
88.	Nate Eaton (5)	77 - July 2 (G2)	vs. Iowa	Nick Neidert	Curveball	CF	0	▼4	2	0-0	2-1	L, 6-2 (7)	422 ft	103.0 mph	28°
89.	Tyler Gentry (7)	78 - July 3	vs. Iowa	Ben Brown	Slider	LF	0	▼4	1	2-2	2-4	L, 7-6	352 ft	98.7 mph	22°
90.	Logan Porter (8)	80 - July 5	@ Gwinnett	Justus Sheffield (L)	Sinker	LF	0	▲3	0	0-0	4-1	L, 8-7 (10)	383 ft	97.8 mph	40°
91.	Nate Eaton (6)	80 - July 5	@ Gwinnett	Nick Margevicius (L)	Changeup	CF	1	▲1	1	2-1	3-1	L, 9-6	417 ft	101.3 mph	32°
92.	Tyler Gentry (8)	80 - July 5	@ Gwinnett	Dereck Rodriguez	4-seam FB	LCF	2	▲6	2	2-0	6-7	L, 9-6	410 ft	104.3 mph	24°
93.	Logan Porter (9)	82 - July 7	@ Gwinnett	Jared Shuster (L)	Changeup	LCF	0	▲1	2	2-1	1-0	W, 7-1	400 ft	103.6 mph	26°
94.	Jermaine Palacios (2)	82 - July 7	@ Gwinnett	Matt Swarmer	Slider	LF	1	▲6	0	1-2	4-1	W, 7-1	357 ft	95.3 mph	28°
95.	Brewer Hicklen (5)	84 - July 14	vs. Indianapolis	Wil Crowe	-	LCF	0	▼2	1	0-0	2-10	L, 13-5	441 ft	-	-
96.	Tucker Bradley (4)	84 - July 14	vs. Indianapolis	Kent Emanuel (L)	Sinker	RF	0	▼5	0	2-0	3-11	L, 13-5	415 ft	106.3 mph	33°
97.	Brewer Hicklen (6)	84 - July 14	vs. Indianapolis	Juan Minaya	Slider	LCF	1	▼9	2	0-0	5-13	L, 13-5	428 ft	108.5 mph	26°
98.	Tyler Gentry (9)	85 - July 15	vs. Indianapolis	Cam Alldred (L)	Slider	LF	2	▼2	1	0-2	3-0	W, 8-3	355 ft	97.1 mph	23°
99.	Logan Porter (10)	85 - July 15	vs. Indianapolis	Jose Hernandez (L)	4-seam FB	LCF	1	▼3	1	2-1	5-1	W, 8-3	382 ft	97.7 mph	29°
100.	CJ Alexander (11)	85 - July 15	vs. Indianapolis	Hunter Stratton	Cutter	RF	1	▼7	2	1-2	8-2	W, 8-3	382 ft	97.2 mph	37°
101.	Adeiny Hechavarria (3)	86 - July 16	vs. Indianapolis	Jared Jones	4-seam FB	RCF	2	▼4	2	3-1	3-3	L, 11-4	396 ft	99.3 mph	35°
102.	Nate Eaton (7)	86 - July 16	vs. Indianapolis	Kyle Nicolas	4-seam FB	CF	0	▼6	0	0-0	4-10	L, 11-4	413 ft	101.9 mph	29°
103.	Nate Eaton (8)	88 - July 19	vs. St. Paul	Aaron Sanchez	Changeup	LCF	1	▼9	1	2-0	4-9	L, 9-4	396 ft	104.1 mph	37°
104.	Jermaine Palacios (3)	89 - July 20	vs. St. Paul	Ronny Henriquez	4-seam FB	LF	0	▼5	0	2-0	2-0	L, 6-5	364 ft	96.0 mph	30°
105.	Nick Loftin (10)	95 - July 28	@ Columbus	Thomas Ponticelli	Slider	LCF	0	▲1	2	0-0	1-0	W, 7-6	407 ft	101.6 mph	26°
106.	Nate Eaton (9)	95 - July 28	@ Columbus	Thomas Ponticelli	Sweeper	LF	1	▲2	0	1-2	3-0	W, 7-6	398 ft	107.3 mph	24°
107.	John Rave (4)	95 - July 28	@ Columbus	Randy Labaut (L)	4-seam FB	RCF	0	▲6	0	0-0	4-2	W, 7-6	377 ft	99.0 mph	28°
108.	Angelo Castellano (7)	95 - July 28	@ Columbus	Jhon Romero	Slider	LF	1	▲6	2	2-2	6-2	W, 7-6	356 ft	99.4 mph	22°
109.	Tyler Gentry (10)	97 - July 29	@ Columbus	Joey Cantillo (L)	4-seam FB	CF	0	▲2	0	3-2	1-0	L, 6-3	399 ft	103.0 mph	24°
110.	Matt Beatty (1)	98 - July 30	@ Columbus	Peyton Battenfield	4-seam FB	RCF	0	▲1	1	1-0	1-0	W, 7-5	376 ft	101.2 mph	23°
111.	Brewer Hicklen (8)	98 - July 30	@ Columbus	Peyton Battenfield	4-seam FB	LF	0	▲2	2	0-1	2-0	W, 7-5	373 ft	96.0 mph	25°
112.	Tyler Gentry (11)	98 - July 30	@ Columbus	Peyton Battenfield	Cutter	RCF	0	▲5	0	0-1	3-1	W, 7-5	370 ft	97.5 mph	26°
113.	Adeiny Hechavarria (4)	98 - July 30	@ Columbus	Peyton Battenfield	4-seam FB	CF	1	▲5	0	0-0	5-1	W, 7-5	433 ft	102.3 mph	26°
114.	Nick Loftin (11)	98 - July 30	@ Columbus	Peyton Battenfield	Cutter	CF	1	▲5	2	1-1	7-1	W, 7-5	400 ft	100.9 mph	24°
115.	José Briceño (1)	102 - August 4	@ Louisville	Levi Stoudt	Slider	LF	0	▲3	1	2-2	1-1	L, 8-3	385 ft	95.8 mph	24°
116.	CJ Alexander (12)	102 - August 4	@ Louisville	Ryan Nutof	Cutter	RF	0	▲7	0	0-0	3-8	L, 8-3	349 ft	101.7 mph	25°
117.	Tyler Gentry (12)	104 - August 6	@ Louisville	Christian Roa	Slider	LF	0	▲3	2	0-2	1-1	L, 5-4	361 ft	99.5 mph	24°
118.	Adeiny Hechavarria (5)	105 - August 8	vs. Iowa	Nick Neidert	4-seam FB	CF	0	▼3	0	1-0	1-0	L, 8-2	413 ft	103.4 mph	22°
119.	Devin Mann (1)	105 - August 8	vs. Iowa	Nick Neidert	Curveball	LF	0	▼6	2	0-0	2-2	L, 8-2	386 ft	103.8 mph	25°
120.	Adeiny Hechavarria (6)	106 - August 9	vs. Iowa	Keegan Thompson	4-seam FB	RF	0	▼8	0	3-2	1-16	L, 20-1	346 ft	95.4 mph	30°
121.	Nate Eaton (10)	107 - August 10	vs. Iowa	Jordan Wicks (L)	Changeup	LCF	0	▼4	2	1-1	1-1	L, 10-3	367 ft	95.0 mph	31°
122.	José Briceño (2)	107 - August 10	vs. Iowa	Chris Clarke	Sinker	LF	0	▼7	2	2-1	2-8	L, 10-3	397 ft	98.0 mph	25°
123.	Nate Eaton (11)	108 - August 11	vs. Iowa	Bailey Horn (L)	Curveball	LCF	0	▼8	0	2-2	3-8	L, 9-4	403 ft	101.1 mph	29°
124.	Clay Dungan (2)	109 - August 12	vs. Iowa	Tyler Duffey	4-seam FB	RF	0	▼1	0	1-0	1-2	L, 7-4	399 ft	107.5 mph	26°
125.	Nick Loftin (12)	109 - August 12	vs. Iowa	Tyler Duffey	4-seam FB	LCF	1	▼3	1	3-2	3-4	L, 7-4	400 ft	98.6 mph	28°
126.	Tyler Gentry (13)	109 - August 12	vs. Iowa	Tyler Duffey	Slider	LCF	0	▼3	2	1-1	4-4	L, 7-4	425 ft	104.1 mph	26°
127.	Edward Olivares (1)	110 - August 15	@ Toledo	Spencer Turnbull	4-seam FB	RF	1	▲1	0	0-1	2-0	W, 11-8	364 ft	98.0 mph	30°
128.	Nick Loftin (13)	111 - August 16	@ Toledo	Keider Montero	Curveball	CF	0	▲3	0	0-0	1-2	L, 8-2	420 ft	104.7 mph	26°
129.	José Briceño (3)	112 - August 17	@ Toledo	Miguel Diaz	Sinker	LF	1	▲9	2	2-1	2-4	L, 4-2	401 ft	104.7 mph	26°
130.	Angelo Castellano (8)	114 - August 18	@ Toledo	Zach Logue (L)	Curveball	LF	0	▲3	2	1-0	1-1	W, 5-3	394 ft	100.2 mph	27°
131.	Devin Mann (2)	114 - August 18	@ Toledo	Rony Garcia	4-seam FB	LCF	0	▲5	0	2-0	5-2	W, 5-3	415 ft	105.7 mph	30°

## ABS CHALLENGES BY PLAYER

HITTERS – 49% (28-FOR-57)	TOTAL CHALLENGES	SUCCESSFUL CHALLENGES	SUCCESS RATE (%)
CJ Alexander	3	2	67%
Dairon Blanco	2	1	50%
Tucker Bradley	2	1	50%
José Briceño	1	0	0%
Angelo Castellano	2	1	50%
Clay Dungan	6	4	67%
Nate Eaton	4	2	50%
Maikel Garcia	1	0	0%
Tyler Gentry	2	1	50%
Adeiny Hechavarria	2	1	50%
Brewer Hicklen	4	2	50%
Nick Loftin	5	2	40%
Edward Olivares	1	0	0%
Jermaine Palacios	2	0	0%
Logan Porter	10	6	60%
Nick Pratto	1	1	100%
John Rave	1	1	100%
Jakson Reetz	3	1	33%
Samad Taylor	3	0	0%
Nelson Velázquez	1	1	100%
Drew Waters	1	1	100%

CATCHERS – 37% (26-FOR-71)	TOTAL CHALLENGES	SUCCESSFUL CHALLENGES	SUCCESS RATE (%)
José Briceño	21	6	29%
Logan Porter	18	7	39%
Jakson Reetz	32	13	41%

PITCHERS – 35% (6-FOR-17)	TOTAL CHALLENGES	SUCCESSFUL CHALLENGES	SUCCESS RATE (%)
Max Castillo	1	0	0%
Christian Chamberlain	6	4	67%
Jonah Dipoto	2	1	50%
Jonathan Heasley	1	0	0%
Will Klein	2	0	0%
Jackson Kowar	2	1	50%
James McArthur	1	0	0%
Daniel Mengden	1	0	0%
Nick Wittgren	1	0	0%

## ABS CHALLENGES BY GAME

DATE	TOTAL	SUCCESSFUL	SUCCESS RATE (%)	DATE	TOTAL	SUCCESSFUL	SUCCESS RATE (%)
April 28	2	0	0%	July 21	6	3	50%
May 5	2	0	0%	July 22	3	2	67%
May 6	0	0	–	July 23	2	0	0%
May 7	4	1	25%	July 28	4	2	50%
May 12	4	2	50%	July 29	4	2	50%
May 13	2	0	0%	July 30	3	0	0%
May 14	4	1	25%	August 4	4	2	50%
May 19	1	0	0%	August 5	1	0	0%
May 20	6	3	50%	August 6	4	1	25%
May 21	9	7	78%	August 11	3	2	67%
May 26	5	2	40%	August 12	3	1	33%
May 27	3	1	33%	August 18	3	2	67%
May 28	4	1	25%	August 19	4	2	50%
June 2	2	0	0%	August 20			
June 3	3	0	0%	August 25			
June 4	3	1	33%	August 26			
June 9	4	3	75%	August 27			
June 10	4	1	25%	September 1			
June 16	1	0	0%	September 2			
June 17	4	2	50%	September 3			
June 18	3	1	33%	September 8			
June 23	3	2	67%	September 9			
June 24	4	1	25%	September 10			
June 25	1	1	25%	September 15			
July 2 [G1]	5	2	40%	September 16			
July 2 [G2]	1	0	0%	September 17			
July 3	4	2	50%	September 22			
July 7	4	3	75%	September 23			
July 9	2	0	0%	September 24			
July 15	0	0	–				
July 16	7	4	57%				

## ABS CHALLENGES BY COUNT

COUNT	TOTAL CHALLENGES	SUCCESSFUL CHALLENGES	SUCCESS RATE (%)
0-0 Count	31	9	29%
0-1 Count	19	8	42%
0-2 Count	3	2	67%
1-0 Count	17	10	59%
1-1 Count	16	8	50%
1-2 Count	11	4	36%
2-0 Count	3	1	33%
2-1 Count	7	3	43%
2-2 Count	16	7	44%
3-0 Count	3	2	67%
3-1 Count	4	3	75%
3-2 Count	15	3	20%

## ABS CHALLENGES BY INNING

INNING	CHALLENGES	SUCCESSFUL CHALLENGES	SUCCESS RATE (%)
1st Inning	7	1	14%
2nd Inning	11	4	36%
3rd Inning	16	7	44%
4th Inning	11	5	45%
5th Inning	19	7	37%
6th Inning	22	12	55%
7th Inning	18	11	61%
8th Inning	23	9	39%
9th Inning	18	4	22%
Extras	0	-	-

## ABS CHALLENGES BY UMPIRE

UMPIRE	CHALLENGES	OVERTURNED CALLS	OVERTURNED RATE (%)
David Arrieta	3	2	67%
<b>John Bacon</b>	<b>1</b>	<b>0</b>	<b>0%</b>
Brock Ballou	4	2	50%
Mark Bass	7	2	29%
Matthew Bates	4	3	75%
<b>Jhonatan Biarreta</b>	<b>6</b>	<b>3</b>	<b>50%</b>
Sam Burch	4	1	25%
Matthew Brown	6	3	50%
Cody Clark	4	0	0%
Paul Clemons	4	0	0%
Trevor Danneger	2	0	0%
Darius Ghani	3	1	33%
Luis Hernandez	8	4	50%
Steven Jaschinski	3	2	67%
<b>Edwin Jimenez</b>	<b>3</b>	<b>2</b>	<b>67%</b>
Tyler Jones	6	2	33%
Dexter Kelley	4	0	0%
Louie Krupa	1	0	0%
Chris Marco	7	3	43%
Jose Matamoros	3	1	33%
Raul Moreno	2	0	0%
Robert Nunez	4	1	25%
Cody Oakes	2	0	0%
Jennifer Pawol	7	4	57%
Mike Rains	4	1	25%
Randy Rosenberg	9	3	33%
Derek Thomas	5	2	40%
Nate Tomlinson	4	2	50%
<b>Kelvis Velez</b>	<b>13</b>	<b>9</b>	<b>69%</b>
Tom West	4	2	50%
Lew Williams III	4	3	75%
Dillon Wilson	4	2	50%

THIS WEEK'S CREW IN BOLD

11 of 60 (18.3%) successfully challenged pitches for Omaha have immediately changed the outcome of a plate appearance in favor of the Storm Chasers (i.e. overturned call is Ball 4 on a hitter or Strike 3 for a Pitcher/Catcher).



### ABS SUCCESSFUL CHALLENGE TRACKER (60-FOR-145 / 41.4%)

#	GM # - DATE	OPPONENT	PLAYER CHALLENGING	POSITION	INNING	CALL (COUNT)	OVERTURNED?	PLAY RESULT (COUNT)	OPPONENT	UMPIRE
6.	31 - May 7	vs. Louisville	Brewer Hicklen	Batter	▼ 3	Strike (3-2)	YES	Walk (3-2)	Andrew Abbott (P)	Randy Rosenberg
9.	35 - May 12	@ Scranton/WB	Jakson Reetz	Catcher	▼ 5	Ball (0-0)	YES	Lineout, L9 (0-2)	Carlos Narvaez (C)	Dillon Wilson
10.	35 - May 12	@ Scranton/WB	Jakson Reetz	Catcher	▼ 7	Ball (2-1)	YES	Strikeout Looking (2-2)	Jamie Westbrook (2B)	Dillon Wilson
17.	37 - May 14	@ Scranton/WB	Jakson Reetz	Catcher	▼ 7	Ball (2-2)	YES	Strikeout Looking (2-2)	Franchy Cordero (RF)	Robert Nunez
20.	42 - May 20	vs. Toledo	Jakson Reetz	Catcher	▲ 2	Ball (2-2)	YES	Strikeout Looking (2-2)	Donny Sands (C)	Jhonatan Biarreta
21.	42 - May 20	vs. Toledo	Jakson Reetz	Catcher	▲ 3	Ball (1-1)	YES	Groundout, 5-3 (1-2)	Justyn-Henry Malloy (3B)	Jhonatan Biarreta
24.	42 - May 20	vs. Toledo	Jakson Reetz	Catcher	▲ 6	Ball (3-0)	YES	RBI Walk (3-2)	Justyn-Henry Malloy (3B)	Jhonatan Biarreta
26.	43 - May 21	vs. Toledo	Jakson Reetz	Catcher	▲ 2	Ball (0-1)	YES	Walk (3-2)	Donny Sands (C)	Kelvis Velez
27.	43 - May 21	vs. Toledo	Angelo Castellano	Batter	▼ 4	Strike (0-1)	YES	Flyout, F8 (2-2)	Ashton Goudeau (P)	Kelvis Velez
29.	43 - May 21	vs. Toledo	Brewer Hicklen	Batter	▼ 5	Strike (1-0)	YES	Lineout, L7 (2-1)	Seth Elledge (P)	Kelvis Velez
31.	43 - May 21	vs. Toledo	Dairon Blanco	Batter	▼ 6	Strike (3-2)	YES	Walk (3-2)	Seth Elledge (P)	Kelvis Velez
32.	43 - May 21	vs. Toledo	Drew Waters	Batter	▼ 6	Strike (0-2)	YES	Double (1-2)	Seth Elledge (P)	Kelvis Velez
33.	43 - May 21	vs. Toledo	Logan Porter	Batter	▼ 6	Strike (1-1)	YES	Walk (3-2)	Braden Bristo (P)	Kelvis Velez
34.	43 - May 21	vs. Toledo	Jakson Reetz	Catcher	▲ 9	Ball (1-0)	YES	Double Play, 5-4-3 (2-2)	Donny Sands (C)	Kelvis Velez
36.	47 - May 26	@ St. Paul	Jakson Reetz	Catcher	▼ 6	Ball (3-1)	YES	Strikeout Swinging (3-2)	Chris Williams (DH)	Derek Thomas
37.	47 - May 26	@ St. Paul	Jakson Reetz	Catcher	▼ 6	Ball (0-0)	YES	Groundout, 1-3 (0-1)	Andrew Bechtold (3B)	Derek Thomas
41.	48 - May 27	@ St. Paul	Jonah Dipoto	Pitcher	▼ 5	Ball (1-0)	YES	Strikeout Swinging (2-2)	Andrew Bechtold (2B)	Darius Ghani
44.	49 - May 28	@ St. Paul	Jakson Reetz	Catcher	▼ 5	Ball (0-1)	YES	Strikeout Swinging (0-2)	Alex De Gotti (2B)	Mike Rains
53.	55 - June 4	vs. Memphis	Logan Porter	Catcher	▲ 6	Ball (0-0)	YES	Groundout, 6-3 (2-2)	Juniel Querecuto (CF)	Mark Bass
55.	59 - June 9	@ Indianapolis	Logan Porter	Batter	▲ 3	Strike (0-0)	YES	Flyout, F9 (2-1)	Kent Emanuel (P)	Lew Williams III
56.	59 - June 9	@ Indianapolis	Jakson Reetz	Catcher	▲ 7	Ball (0-1)	YES	Strikeout Swinging (0-2)	Nick Gonzales (2B)	Lew Williams III
57.	59 - June 9	@ Indianapolis	Jakson Reetz	Catcher	▼ 9	Ball (0-0)	YES	Strikeout Swinging (0-2)	Ryan Vilade (CF)	Lew Williams III
61.	60 - June 10	@ Indianapolis	Jakson Reetz	Batter	▲ 7	Strike (0-2)	YES	Groundout, 6-3 (2-2)	Tyler Chatwood (P)	Sam Burch
64.	65 - June 17	vs. Columbus	Adeiny Hechavarria	Batter	▼ 4	Strike (3-1)	YES	Walk (3-1)	Luis Oviedo (P)	Luis Hernandez
67.	65 - June 17	vs. Columbus	Logan Porter	Catcher	▲ 7	Ball (1-1)	YES	Single (1-2)	George Valera (RF)	Luis Hernandez
70.	66 - June 18	vs. Columbus	José Briceño	Catcher	▲ 8	Ball (1-0)	YES	Groundout, 4-3 (2-2)	Jhonkensy Noel (1B)	Jose Matamoros
71.	70 - June 23	@ Rochester	Clay Dungan	Batter	▲ 6	Strike (1-2)	YES	Single (2-2)	Joan Adon (P)	Steven Jaschinski
72.	70 - June 23	@ Rochester	Logan Porter	Batter	▲ 8	Strike (1-0)	YES	Strikeout Looking (2-2)	Amos Willingham (P)	Steven Jaschinski
76.	71 - June 24	@ Rochester	José Briceño	Catcher	▼ 6	Ball (1-0)	YES	Walk (3-2)	Travis Blankenhorn (LF)	Chris Marco
78.	72 - June 25	@ Rochester	John Rave	Batter	▲ 3	Ball (1-2)	YES	Strikeout Swinging (2-2)	Sean Doolittle (L)	Tom West
81.	76 - July 2 [G1]	vs. Iowa	Clay Dungan	Batter	▼ 5	Strike (1-0)	YES	RBI Single (2-1)	Rowan Wick (P)	Randy Rosenberg
82.	76 - July 2 [G1]	vs. Iowa	Nate Eaton	Batter	▼ 6	Strike (1-0)	YES	Strikeout Swinging (2-2)	Rowan Wick (P)	Randy Rosenberg
85.	78 - July 3	vs. Iowa	Logan Porter	Catcher	▲ 4	Ball (0-1)	YES	Walk (3-2)	Dom Nunez (C)	Tyler Jones
87.	78 - July 3	vs. Iowa	Clay Dungan	Batter	▼ 7	Strike (0-0)	YES	Strikeout Looking (2-2)	Bailey Horn (P)	Tyler Jones
89.	82 - July 7	@ Gwinnett	Logan Porter	Batter	▲ 3	Strike (2-1)	YES	Walk (3-1)	Jared Shuster (P)	Matthew Bates
90.	82 - July 7	@ Gwinnett	Logan Porter	Batter	▲ 3	Strike (3-1)	YES	Walk (3-1)	Jared Shuster (P)	Matthew Bates
92.	82 - July 7	@ Gwinnett	Logan Porter	Catcher	▼ 9	Ball (3-0)	YES	Walk (3-2)	Chadwick Tromp (C)	Matthew Bates
96.	86 - July 16	vs. Indianapolis	Christian Chamberlain	Pitcher	▲ 3	Ball (2-2)	YES	Strikeout Looking (2-2)	Canaan Smith-Njigba (RF)	Jennifer Pawol
97.	86 - July 16	vs. Indianapolis	Christian Chamberlain	Pitcher	▲ 4	Ball (1-1)	YES	RBI Double (1-2)	Vinny Capra (3B)	Jennifer Pawol
98.	86 - July 16	vs. Indianapolis	Christian Chamberlain	Pitcher	▲ 4	Ball (2-2)	YES	Strikeout Looking (2-2)	Josh Bissonette (2B)	Jennifer Pawol
100.	86 - July 16	vs. Indianapolis	Jackson Kowar	Pitcher	▲ 8	Ball (2-2)	YES	Strikeout Looking (2-2)	Aaron Shackelford (DH)	Jennifer Pawol
103.	90 - July 21	vs. St. Paul	Logan Porter	Catcher	▲ 7	Ball (1-0)	YES	Walk (3-2)	Kyle Garlick (1B)	Matthew Brown
104.	90 - July 21	vs. St. Paul	Logan Porter	Catcher	▲ 7	Ball (0-0)	YES	Fielder's Choice, 6-4 (1-2)	Chris Williams (C)	Matthew Brown
106.	90 - July 21	vs. St. Paul	Christian Chamberlain	Pitcher	▲ 8	Ball (0-1)	YES	Strikeout Swinging (0-2)	Ernie Yake (3B)	Matthew Brown
109.	91 - July 22	vs. St. Paul	Tyler Gentry	Batter	▼ 2	Strike (2-1)	YES	Walk (3-1)	Dallas Keuchel (P)	David Arrieta
110.	91 - July 22	vs. St. Paul	José Briceño	Catcher	▲ 8	Ball (0-1)	YES	Groundout, 6-3 (1-2)	Trevor Larnach (LF)	David Arrieta
114.	96 - July 28	@ Columbus	CJ Alexander	Batter	▲ 6	Strike (2-2)	YES	Walk (3-2)	Randy Labaut (P)	Luis Hernandez
115.	96 - July 28	@ Columbus	Nate Eaton	Batter	▲ 7	Strike (1-0)	YES	Fielder's Choice, 6-4 (1-1)	Jhon Romero (P)	Luis Hernandez
118.	97 - July 29	@ Columbus	José Briceño	Catcher	▼ 3	Ball (1-1)	YES	Strikeout Swinging (1-2)	Daniel Schneemann (3B)	Nate Tomlinson
119.	97 - July 29	@ Columbus	José Briceño	Catcher	▼ 5	Ball (1-1)	YES	Double Play, 4-6-3 (1-2)	Daniel Schneemann (3B)	Nate Tomlinson
125.	102 - August 4	@ Louisville	Clay Dungan	Batter	▲ 8	Strike (0-0)	YES	Single (2-1)	Tony Santillan (P)	Brock Ballou
126.	102 - August 4	@ Louisville	Nelson Velázquez	Batter	▲ 8	Strike (2-0)	YES	Flyout, F9 (3-0)	Tony Santillan (P)	Brock Ballou
130.	103 - August 6	@ Louisville	José Briceño	Catcher	▼ 2	Ball (1-2)	YES	Strikeout Looking (1-2)	Jason Vosler (3B)	Mark Bass
133.	108 - August 11	vs. Iowa	Tucker Bradley	Batter	▼ 7	Strike (2-2)	YES	Single (3-2)	Bailey Horn (P)	Chris Marco
135.	108 - August 11	vs. Iowa	Logan Porter	Batter	▼ 9	Strike (1-1)	YES	Walk (3-1)	Cam Sanders (P)	Chris Marco
136.	109 - August 12	vs. Iowa	Nick Loftin	Batter	▼ 1	Strike (0-0)	YES	Strikeout Swinging (2-2)	Tyler Duffey (P)	Tom West
139.	113 - August 18	@ Toledo	CJ Alexander	Batter	▲ 7	Strike (1-2)	YES	Strikeout Looking (2-2)	Blair Calvo (P)	Edwin Jimenez
140.	113 - August 18	@ Toledo	Nick Pratto	Batter	▲ 8	Strike (0-1)	YES	Strikeout Looking (1-2)	Sam Clay (P)	Edwin Jimenez
143.	114 - August 19	@ Toledo	Logan Porter	Catcher	▼ 5	Ball (0-0)	YES	Groundout, 3-6 (1-2)	Wenceel Perez (2B)	Kelvis Velez
144.	114 - August 19	@ Toledo	Nick Loftin	Batter	▲ 8	Strike (3-2)	YES	Walk (3-2)	Layne Henderson (P)	Kelvis Velez

														STORM CHASERS				OPPONENT			
GM #	MARCH	OPPONENT	SCORE	RECORD	STANDINGS, DIV	WIN	LOSS	SAVE	TEMP.	1ST PITCH	TIME	ATT.	HOME ATT.	R	H	E	LO	R	H	E	LO
1.	3/31	@ Indianapolis	W, 8-6	1-0	1st +0.5	C. Snider (1-0)	Y. De Los Santos (0-1)	J. Staumont (1)	66°	7:05 PM	2:54	8,095		8	12	0	14	6	11	2	7
														STORM CHASERS				OPPONENT			
GM #	APRIL	OPPONENT	SCORE	RECORD	STANDINGS, DIV	WIN	LOSS	SAVE	TEMP.	1ST PITCH	TIME	ATT.	HOME ATT.	R	H	E	LO	R	H	E	LO
2.	4/1	@ Indianapolis	W, 12-1	2-0	1st +1.0	D. Parrish (1-0)	C. Smith (0-1)	-	42°	1:37 PM	2:26	4,012		12	16	0	11	1	5	2	3
3.	4/2	@ Indianapolis	W, 8-3	3-0	1st +1.0	J. Kowar (1-0)	D. Zamora (0-1)	-	49°	1:36 PM	2:53	4,240		8	12	0	9	3	11	2	10
4.	4/4	TOLEDO	L, 9-2	3-1	2nd -0.5	B. White (1-0)	M. Castillo (0-1)	-	55°	6:42 PM	2:27	3,200	3,200	2	6	0	6	9	12	0	5
5.	4/5	TOLEDO	L, 7-6	3-2	2nd -1.0	T. Holton (1-0)	R. Weiss (0-1)	M. Díaz (2)	35°	12:07 PM	2:40	1,405	4,605	6	8	2	6	7	12	1	9
6.	4/6	TOLEDO	L, 8-5	3-3	3rd -2.0	J. Fry (1-0)	J. Kowar (1-1)	M. Del Pozo (1)	45°	12:06 PM	2:48	1,607	6,212	5	7	1	4	8	10	2	9
7.	4/7	TOLEDO	W, 9-4	4-3	2nd -1.0	J. Heasley (1-0)	R. Olson (0-2)	-	70°	6:35 PM	2:35	1,968	8,180	9	12	0	6	4	9	0	11
8.	4/8	TOLEDO	W, 13-8	5-3	2nd -0.5	M. Martínez (1-0)	M. Lorenzen (0-1)	-	71°	2:05 PM	2:49	2,070	10,250	13	12	3	4	8	13	0	12
9.	4/9	TOLEDO	L, 8-2	5-4	2nd -1.5	T. Holton (2-0)	M. Castillo (0-2)	-	73°	2:11 PM	2:57	2,119	12,369	2	6	3	12	8	13	0	11
10.	4/11	@ Iowa	L, 9-6	5-5	5th -2.5	R. Elías (1-0)	M. Mayers (0-1)	M. Rodríguez (1)	79°	6:38 PM	2:34	3,557		6	10	0	6	9	7	1	6
11.	4/12	@ Iowa	W, 10-6	6-5	5th -1.5	J. Kowar (2-0)	R. Thompson (0-1)	-	77°	12:09 PM	2:26	4,085		10	12	0	5	6	8	0	4
12.	4/13	@ Iowa	L, 14-1	6-6	6th -2.5	N. Neidert (1-1)	J. Heasley (1-1)	-	81°	6:38 PM	2:18	3,647		1	6	1	4	14	15	0	8
13.	4/14	@ Iowa	W, 11-8	7-6	6th -2.0	C. Snider (2-0)	M. Rodríguez (1-1)	N. Wittgren (1)	79°	7:09 PM	3:16	6,257		11	11	2	10	8	11	3	10
14.	4/15	@ Iowa	PPD/Rain (To be made up April 16)																		
14.	4/16	@ Iowa	Cancelled/Snow																		
15.	4/16	@ Iowa	Cancelled/Snow																		
14.	4/18	WINNETT	L, 4-1	7-7	5th -3.0	T. Tice (2-0)	J. Kowar (2-2)	Y. Rios (1)	70°	6:39 PM	2:24	1,703	14,072	1	7	1	8	4	6	0	8
15.	4/19	WINNETT	L, 6-2	7-8	5th -4.0	B. Burrows (1-0)	J. Heasley (1-2)	-	70°	12:05 PM	2:15	6,641	20,713	2	6	0	5	6	10	0	3
16.	4/20	WINNETT	L, 9-3	7-9	6th -4.5	B. Moran (1-0)	M. Castillo (0-3)	-	56°	6:37 PM	2:47	2,026	22,739	3	3	1	10	9	10	1	5
17.	4/21	WINNETT	L, 7-3	7-10	7th -6.0	A. Winans (1-2)	E. Sisk (0-1)	-	44°	6:36 PM	3:01	2,041	24,780	3	9	2	9	7	11	0	8
18.	4/22	WINNETT	L, 5-2	7-11	6th -7.0	D. Dodd (1-0)	A. Núñez (0-1)	Y. Rios (2)	42°	2:06 PM	2:27	3,025	27,805	2	4	1	2	5	10	0	10
19.	4/23	WINNETT	W, 5-3	8-11	6th -6.0	M. Mayers (1-1)	N. Kingham (0-3)	N. Wittgren (2)	49°	2:06 PM	2:23	2,046	29,851	5	12	3	6	3	8	0	9
20.	4/25	@ Nashville	L, 8-3	8-12	6th -7.0	R. Gasser (1-0)	J. Heasley (1-3)	-	67°	6:39 PM	2:14	4,127		3	5	1	3	8	11	0	6
21.	4/26	@ Nashville	L, 5-0	8-13	7th -8.0	C. Boushley (1-1)	M. Castillo (0-4)	-	68°	6:37 PM	2:27	5,455		0	4	0	5	5	11	1	8
22.	4/27	@ Nashville	W, 2-1	9-13	7th -7.0	A. Cox (1-0)	J. Junk (2-1)	N. Wittgren (3)	61°	7:19 PM	2:28 (:44)	3,507		2	8	0	7	1	6	1	8
23.	4/28	@ Nashville	L, 4-3	9-14	7th -7.0	J. Bukauskas (1-0)	J. Dye (0-1)	-	69°	6:37 PM	2:26	6,707		3	5	1	3	4	7	1	4
24.	4/29	@ Nashville	L, 6-5 (10)	9-15	8th -8.0	L. Erceg (3-0)	E. Sisk (0-2)	-	70°	6:39 PM	2:58	9,833		5	8	0	6	6	13	1	15
25.	4/30	@ Nashville	W, 10-6	10-15	7th -7.0	A. Núñez (1-1)	J. Bukauskas (1-1)	-	61°	3:08 PM	3:00 (7:03)	9,469		10	11	1	9	6	9	3	9
APRIL Hitting Results: .250/.337/.441 (200-for-799), 49 2B, 2 3B, 33 HR, 124 R, 99 BB, 38 SB // APRIL Pitching Results: 9-15, 5.65 ERA (133 ER in 212.0 IP), 3/7 SV, 238 H, 30 HR, 104 BB, 198 K, 1.61 WHIP, .284 AVG																					
														STORM CHASERS				OPPONENT			
GM #	MAY	OPPONENT	SCORE	RECORD	STANDINGS, DIV	WIN	LOSS	SAVE	TEMP.	1ST PITCH	TIME	ATT.	HOME ATT.	R	H	E	LO	R	H	E	LO
26.	5/2	LOUISVILLE	L, 10-4	10-16	8th -8.0	A. Abbott (1-0)	M. Castillo (0-5)	-	57°	12:06 PM	2:57	2,024	31,875	4	6	0	10	10	14	2	8
27.	5/3	LOUISVILLE	L, 7-4	10-17	10th -9.0	B. Lively (4-0)	M. Martinez (1-1)	-	60°	11:07 AM	2:20	3,364	35,239	4	10	1	5	7	11	0	7
28.	5/4	LOUISVILLE	L, 12-10	10-18	10th -9.0	R. Wynne (1-1)	D. Parrish (1-1)	-	77°	6:36 PM	2:45	3,333	38,572	10	11	1	9	12	13	4	4
29.	5/5	LOUISVILLE	W, 6-2	11-18	10th -8.0	M. Mayers (2-1)	B. Williamson (1-4)	J. Kowar (1)	63°	6:36 PM	2:14	5,735	44,307	6	5	0	3	2	7	1	7
30.	5/6	LOUISVILLE	W, 11-9	12-18	8th -7.5	E. Sisk (1-2)	J. Kuhnel (0-1)	J. Cuas (1)	78°	6:37 PM	2:57	3,872	48,179	11	12	0	8	9	13	1	6
31.	5/7	LOUISVILLE	L, 4-3	12-19	9th -7.0	Z. Brown (1-1)	B. Kriske (0-1)	A. Busenitz (3)	82°	2:07 PM	2:46	2,469	50,648	3	8	0	7	4	6	0	8
32.	5/9	@ Scranton/WB	L, 14-2	12-20	9th -8.0	M. Spence (3-2)	D. Parrish (1-2)	-	68°	6:06 PM	2:20	3,053		2	4	1	2	14	18	1	7
33.	5/10	@ Scranton/WB	L, 4-3	12-21	10th -8.5	A. McGarity (3-0)	D. Coleman (0-1)	-	60°	11:05 AM	2:41	5,829		3	5	0	9	4	4	1	6
34.	5/11	@ Scranton/WB	W, 4-3 (11)	13-21	9th -8.5	A. Núñez (2-1)	D. Snelten (0-2)	-	76°	6:37 PM	3:02	3,691		4	4	0	6	3	8	2	10
35.	5/12	@ Scranton/WB	W, 3-2	14-21	9th -8.5	D. Lynch (1-0)	R. Vásquez (0-5)	N. Wittgren (4)	79°	6:35 PM	2:22	4,142		3	8	0	5	2	4	1	6
36.	5/13	@ Scranton/WB	L, 8-6	14-22	10th -9.0	A. McGarity (4-0)	B. Kriske (0-2)	-	76°	4:05 PM	2:32	5,027		6	14	0	6	8	10	0	5
37.	5/14	@ Scranton/WB	W, 6-3	15-22	9th -8.0	J. Dipoto (1-0)	D. Snelten (0-3)	N. Wittgren (5)	75°	1:06 PM	3:02	3,058		6	7	0	6	3	9	1	11
38.	5/16	TOLEDO	L, 9-2	15-23	10th -8.0	H. Hembree (4-1)	J. Heasley (1-4)	-	77°	6:36 PM	2:45	2,001	52,649	2	9	1	15	9	12	0	6
39.	5/17	TOLEDO	W, 16-8	16-23	10th -7.5	W. Pennington (1-0)	Z. Logue (1-3)	-	83°	6:37 PM	2:54	2,218	54,867	16	18	0	8	8	14	2	3
40.	5/18	TOLEDO	W, 9-0	17-23	10th -6.5	A. Cox (2-0)	B. Haniffee (0-3)	-	78°	6:37 PM	2:31	3,529	58,396	9	14	0	8	0	3	0	6
41.	5/19	TOLEDO	W, 9-1	18-23	10th -6.0	A. Núñez (3-1)	A. Bergner (1-1)	-	66°	6:36 PM	2:41	5,058	63,454	9	12	1	9	1	6	1	8
42.	5/20	TOLEDO	L, 4-1	18-24	10th -7.5	R. Olson (2-3)	J. McArthur (0-1)	M. Díaz (7)	75°	6:38 PM	2:47	6,882	70,336	1	2	0	8	4	5	1	8
43.	5/21	TOLEDO	W, 8-4	19-24	10th -6.5	N. Wittgren (1-0)	S. Elledge (0-1)	-	81°	5:07 PM	2:50	3,995	74,331	8	12	0	9	4	15	2	11
44.	5/23	@ St. Paul	W, 6-1	20-24	10th -6.5	D. Lynch (2-0)	S. Woods Richardson (0-5)	-	76°	11:09 AM	2:24	7,436		6	10	0	10	1	6	0	7
45.	5/24	@ St. Paul	L, 6-5	20-25	10th -6.5	O. Ortega (2-0)	B. Kriske (0-3)	-	68°	7:08 PM	3:00	4,222		5	11	1	12	6	9	2	9
46.	5/25	@ St. Paul	L, 8-6	20-26	10th -7.5	R. Henriquez (1-0)	A. Núñez (3-2)	P. Murphy (2)	74°	7:09 PM	2:50	7,218		6	10	3	12	8	10	2	6
47.	5/26	@ St. Paul	W, 6-4	21-26	9th -6.5	D. Parrish (2-2)	C. Sadzeck (1-3)	D. Coleman (1)	77°	7:08 PM	2:59	6,080		6	8	1	8	4	8	1	9
48.	5/27	@ St. Paul	L, 14-1	21-27	9th -7.5	R. Dobnak (2-1)	J. Heasley (1-5)	-	80°	7:10 PM	2:51	6,386		1	6	3	8	14	16	1	10
49.	5/28	@ St. Paul	L, 10-6	21-28	10th -8.5	J. Winder (3-1)	J. Kowar (2-3)	-	82°	5:12 PM	2:28	8,640		6	11	2	4	10	9	1	2
50.	5/30	MEMPHIS	W, 7-6	22-28	9th -8.0	A. Veneziano (1-0)	J. Woodford (0-1)	B. Kriske (1)	82°	7:06 PM	2:32	2,352	76,683	7	12	0	6	6	6	3	8
51.	5/31	MEMPHIS	L, 9-4	22-29	10th -8.5	M. McGreevy (4-0)	A. Cox (2-1)	-	84°	7:06 PM	2:37	5,049	81,732	4	9	2	8	9	11	2	8
MAY Hitting Results: .269/.366/.436 (238-for-885), 53 2B, 7 3B, 27 HR, 148 R, 120 BB, 58 SB // MAY Pitching Results: 12-14, 5.61 ERA (162 ER in 229.1 IP), 6/12 SV, 247 H, 46 HR, 126 BB, 235 K, 1.63 WHIP, .278 AVG																					
														STORM CHASERS				OPPONENT			
GM #	JUNE	OPPONENT	SCORE	RECORD	STANDINGS, DIV	WIN	LOSS	SAVE	TEMP.	1ST PITCH	TIME	ATT.	HOME ATT.	R	H	E	LO	R	H	E	LO
52.	6/1	MEMPHIS	L, 12-6	22-30	10th -9.0	D. Hudson (2-3)	C. Snider (2-1)	-	70°	7:07 PM	3:12	3,685	85,417	6	9	1	8	12	11	0	9
53.	6/2	MEMPHIS	W, 10-9 (10)	23-30	10th -8.5	J. Dipoto (2-0)	J. Walsh (2-1)	-	76°	7:07 PM	3:23	5,206	90,623	10	13	2	8	9			

GM #	JUNE	OPPONENT	SCORE	RECORD	STANDINGS, LG	WIN	LOSS	SAVE	TEMP.	1ST PITCH	TIME	ATT.	HOME A/T	STORM CHASERS				OPPONENT				
														R	H	E	LO	R	H	E	LO	
73.	6/28	IOWA	L, 9-2	0-1, 38-35	1 <sup>st</sup> 10th	-1.0	C. Kilian (5-1)	B. Hanifee (0-3)	-	83°	12:07 PM	2:33	3,776	131,378	2	5	1	5	9	7	0	8
74.	6/29	IOWA	W, 8-3	1-1, 39-x-35	7 <sup>th</sup> 11th	-1.0	M. Mayers (3-1)	R. Thompson (2-5)	-	89°	7:09 PM	2:44	5,951	137,329	8	12	0	11	3	3	1	4
75.	6/30	IOWA	L, 6-5	1-2, 39-36	1 <sup>st</sup> 11th	-2.0	M. Rodriguez (2-3)	J. Kowar (2-4)	-	82°	7:08 PM	2:52	6,012	143,341	5	9	0	10	6	8	2	5
JUNE Hitting Results: 281/380/450 (226-for-804), 55 2B, 3 3B, 25 HR, 152 R, 128 BB, 45 SB // JUNE Pitching Results: 16-6, 4.35 ERA (104 ER in 215.1 IP), 6/11 SV, 187 H, 26 HR, 127 BB, 219 K, 1.46 WHIP, 232 AVG																						

**JUNE Hitting Results:** .281/.380/.450 (226-for-804), 55 2B, 3 3B, 25 HR, 152 R, 125 BB, 45 SB // **JUNE Pitching Results:** 16-6, 4.35 ERA (104 ER in 215.1 IP), 6/11 SV, 187 H, 26 HR, 127 BB, 219 K, 1.46 WHIP, .232 AVG

														STORM CHASERS				OPPONENT			
GM #	JULY	OPPONENT	SCORE	RECORD	STANDINGS, LG	WIN	LOSS	SAVE	TEMP.	1ST PITCH	TIME	ATT.	HOME ATT.	R	H	E	LO	R	H	E	LO
76.	7/1	IOWA	PPD/Rain (Made up July 2, 6-2 loss)																		
76.	7/2 G1	IOWA	W, 11-1 (7)	2-2, 40-36	18th -1.5	J. Bowlan (2-0)	C. Clarke (0-3)	-	84°	2:07 PM	2:20	-	143,341	11	16	0	6	1	4	0	8
77.	7/2 G2	IOWA	L, 6-2 (7)	2-3, 40-37	113th -3.0	N. Neidert (4-3)	C. Ragans (0-1)	-	87°	5:06 PM	1:46	6,764	150,105	2	6	0	3	6	10	0	3
78.	7/3	IOWA	L, 7-6	2-4, 40-38	114th -4.0	B. Brown (4-5)	A. Zerpa (0-1)	M. Rodríguez (10)	88°	7:08 PM	2:41	9,023	159,128	6	5	1	5	7	9	1	5
79.	7/4	@ Gwinnett	L, 3-2	2-5, 40-39	115th -4.0	R. Muñoz (2-2)	J. Kowar (2-5)	G. Holmes (5)	88°	7:07 PM	2:14	10,067		1	3	1	0	3	4	0	6
80.	7/5	@ Gwinnett	L, 8-7 (10)	2-6, 40-40	115th -4.0	B. Burrows (3-2)	B. Kriske (0-4)	-	83°	7:07 PM	3:08	1,811		7	13	1	9	8	10	0	9
81.	7/6	@ Gwinnett	L, 9-6	2-7, 40-41	118th -5.0	N. Marguevicius (3-2)	E. Sisk (2-3)	G. Holmes (6)	81°	7:08 PM	2:21	2,761		6	10	1	4	9	6	0	2
82.	7/7	@ Gwinnett	W, 7-1	3-7, 41-41	116th -4.5	C. Ragans (1-1)	J. Shuster (2-2)	J. Bowlan (1)	80°	8:13 PM	2:45 (7:08)	4,515		7	13	0	13	1	7	0	8
83.	7/8	@ Gwinnett	Cancelled/Wet Grinds																		
83.	7/9	@ Gwinnett	L, 8-1	3-8, 41-42	18th -5.5	A. Winans (7-3)	B. Keller (0-2)	-	83°	1:06 PM	2:23	5,129		1	3	1	3	8	8	0	7
84.	7/14	INDIANAPOLIS	L, 13-5	3-9, 41-43	18th -5.5	K. Emanuel (7-3)	A. Zerpa (0-2)	-	82°	7:08 PM	2:49	5,184	164,312	5	12	0	12	13	13	0	9
85.	7/15	INDIANAPOLIS	W, 8-3	4-9, 42-43	18th -5.5	W. Pennington (3-0)	C. Alldred (5-2)	-	85°	7:08 PM	2:35	5,768	170,080	8	8	0	5	3	9	0	9
86.	7/16	INDIANAPOLIS	L, 11-4	4-10, 42-44	118th -6.0	J. Jones (2-1)	B. Keller (0-3)	-	84°	5:06 PM	2:48	5,553	175,633	4	10	0	8	11	14	0	9
87.	7/18	ST. PAUL	W, 1-0	5-10, 43-44	18th -5.0	W. Pennington (4-0)	J. Winder (5-2)	-	65°	12:07 PM	2:00	2,525	178,158	1	5	0	5	0	2	1	4
88.	7/19	ST. PAUL	L, 9-4	5-11, 43-45	18th -6.0	L. Varland (4-0)	J. Bowlan (2-1)	A. Sanchez (1)	79°	7:07 PM	2:49	3,927	182,085	4	7	0	5	9	8	0	14
89.	7/20	ST. PAUL	L, 6-5	5-12, 43-46	118th -7.0	A. Brice (1-1)	S. Cruz (0-1)	P. Murphy (6)	79°	7:06 PM	2:44	5,555	187,640	5	10	0	9	6	10	0	9
90.	7/21	ST. PAUL	W, 5-4	6-12, 44-46	18th -6.5	C. Chamberlain (1-1)	J. Winder (5-3)	-	81°	7:07 PM	2:36	6,598	194,238	5	10	0	9	4	6	1	7
91.	7/22	ST. PAUL	W, 8-5	7-12, 45-46	7th -6.0	W. Klein (1-0)	B. Enlow (2-3)	-	83°	7:07 PM	2:27	5,528	199,766	8	9	0	6	5	9	2	4
92.	7/23	ST. PAUL	W, 3-1	8-12, 46-46	17th -5.0	J. McArthur (1-1)	P. Murphy (5-2)	W. Klein (1)	89°	5:07 PM	2:12	4,877	204,643	3	8	0	7	1	6	0	6
93.	7/25	@ Columbus	L, 10-2	8-13, 46-47	17th -5.5	J. Eickhoff (1-2)	J. Bowlan (2-2)	-	85°	7:06 PM	2:52	11,084		2	5	0	9	10	11	2	8
94.	7/26	@ Columbus	W, 5-2	9-13, 47-47	17th -5.5	W. Pennington (5-0)	C. Smith (2-1)	W. Klein (2)	85°	12:06 PM	2:43	10,100		5	7	1	11	2	6	0	5
95.	7/27	@ Columbus	W, 5-2	10-13, 48-47	17th -4.5	C. Ragans (2-1)	H. Gaddis (1-7)	J. Kowar (2)	88°	7:05 PM	2:53	7,261		5	8	0	10	2	5	2	11
96.	7/28	@ Columbus	W, 7-6	11-13, 49-47	15th -4.0	M. Castillo (3-6)	T. Ponticelli (2-6)	W. Klein (3)	82°	7:05 PM	2:50	7,838		7	8	0	6	6	9	0	4
97.	7/29	@ Columbus	L, 6-3	11-14, 49-48	16th -5.0	P. Diehl (3-1)	A. Veneziano (4-1)	T. Herrin (2)	84°	7:06 PM	2:41	10,100		3	11	0	14	6	8	0	4
98.	7/30	@ Columbus	W, 7-5	12-14, 50-48	15th -5.0	J. Bowlan (3-2)	P. Battenfield (0-3)	-	85°	4:07 PM	2:12	9,008		7	7	1	3	5	8	0	7

**JULY Hitting Results:** .256/.347/.443 (194-for-757), 42 2B, 6 3B, 29 HR, 113 R, 102 BB, 22 SB // **JULY Pitching Results:** 11-12, 5.41 ERA (119 ER in 198.0 IP), 5/8 SV, 182 H, 32 HR, 112 BB, 203 K, 1.48 WHIP, .245 AVG

														STORM CHASERS				OPPONENT			
GM #	AUGUST	OPPONENT	SCORE	RECORD	STANDINGS, LG	WIN	LOSS	SAVE	TEMP.	1ST PITCH	TIME	ATT.	HOME ATT.	R	H	E	LO	R	H	E	LO
99.	8/1	@ Louisville	L, 3-2	12 - 15, 50 - 49	'16th -5.0	T. Santillan (1-1)	W. Klein (1-1)	-	86°	6:38 PM	2:37	4,970		2	4	1	7	3	4	2	8
100.	8/2	@ Louisville	L, 5-4	12 - 16, 50 - 50	17th -6.0	A. Busenitz (3-2)	C. Chamberlain (1-2)	-	79°	6:37 PM	2:25	4,023		4	4	3	4	5	6	0	7
101.	8/3	@ Louisville	L, 11-2	12 - 17, 50 - 51	17th -6.0	R. Meisinger (1-1)	D. Parrish (4-3)	-	83°	6:36 PM	2:44	4,339		2	5	3	7	11	14	0	12
102.	8/4	@ Louisville	L, 8-3	12 - 18, 50 - 52	17th -7.0	L. Stoudt (3-3)	A. Veneziano (4-2)	-	90°	7:17 PM	2:40	4,746		3	8	1	7	8	12	0	9
103.	8/5	@ Louisville	L, 5-1	12 - 19, 50 - 53	18th -7.5	V. Gutierrez (1-0)	J. Bowlan (3-3)	-	85°	7:19 PM	2:29	6,673		1	6	2	7	5	10	1	9
104.	8/6	@ Louisville	L, 5-4	12 - 20, 50 - 54	18th -8.0	S. Bracho (2-1)	W. Klein (1-2)	-	84°	1:08 PM	2:29	4,802		4	8	0	10	5	9	0	6
105.	8/8	IOWA	L, 8-2	12 - 21, 50 - 55	'18th -8.0	A. Kay (1-0)	W. Pennington (5-1)	B. Horn (1)	84°	7:06 PM	2:29	3,216	207,859	2	5	2	6	8	7	0	8
106.	8/9	IOWA	L, 20-1	12 - 22, 50 - 56	'18th -9.0	L. Little (1-0)	D. Parrish (4-4)	-	80°	7:07 PM	2:48	2,760	210,619	1	4	1	4	20	17	0	9
107.	8/10	IOWA	L, 10-3	12 - 23, 50 - 57	19th -10.0	C. Clarke (2-4)	W. Pennington (5-2)	-	84°	7:07 PM	2:44	4,994	215,613	3	6	0	8	10	11	1	7
108.	8/11	IOWA	L, 9-4	12 - 24, 50 - 58	19th -11.0	A. Kay (2-0)	E. Sisk (2-4)	-	87°	7:07 PM	3:20	7,379	222,992	4	10	1	12	9	13	0	10
109.	8/12	IOWA	L, 7-4	12 - 24, 50 - 59	19th -11.0	S. Reyes (1-0)	B. de Geus (0-1)	L. Little (1)	88°	5:35 PM	2:33	9,023	232,015	4	7	1	5	7	9	0	8
††@:	8††3	††IOWA	PPD (Make Up TBD)																		
110.	8/15	@ Toledo	W, 11-8	13 - 24, 51 - 59	19th -10.5	C. Snider (5-1)	J. O'Loughlin (1-5)	-	69°	6:37 PM	2:42	4,837		11	15	1	6	8	15	1	7
111.	8/16	@ Toledo	L, 8-2	13 - 25, 51 - 60	19th -11.5	K. Montero (1-1)	D. Parrish (4-5)	-	81°	6:36 PM	2:30	4,594		2	13	0	15	8	10	1	8
112.	8/17	@ Toledo	L, 4-2	13 - 26, 51 - 61	19th -12.5	G. Hill (3-1)	A. Veneziano (4-3)	-	69°	6:36 PM	2:16 (1:17)	5,898		2	7	2	7	4	10	0	9
113.	8/18	@ Toledo	L, 5-0	13 - 27, 51 - 62	19th -13.5	S. Gipson-Long (1-2)	J. Bowlan (3-4)	-	73°	7:05 PM	2:45	7,034		0	8	0	11	5	10	0	8
114.	8/19	@ Toledo	W, 5-3	14 - 27, 52 - 62	19th -13.5	J. McArthur (2-1)	Z. Logue (3-8)	C. Snider (3)	78°	7:06 PM	2:43	8,491		5	7	1	6	3	5	0	7
115.	8/20	@ Toledo																			
116.	8/22	ST. PAUL																			
117.	8/23	ST. PAUL																			
118.	8/24	ST. PAUL																			
119.	8/25	ST. PAUL																			
120.	8/26	ST. PAUL																			
121.	8/27	ST. PAUL																			
122.	8/29	LOUISVILLE																			
123.	8/30	LOUISVILLE																			
124.	8/31	LOUISVILLE																			

**AUGUST Hitting Results: TBD // AUGUST Pitching Results: TBD**[illegible]**SEPTEMBER Hitting Results: TBD // SEPTEMBER Pitching Results: TBD**



### LF

Tucker Bradley, 46 (23-23)  
Brewer Hicklen, 13 (4-9)  
Dairon Blanco, 11 (6-5)  
John Rave, 10 (5-5)  
Samad Taylor, 9 (6-3)  
Nate Eaton, 6 (3-3)  
Nelson Velázquez, 4 (0-4)  
Edward Olivares, 3 (1-2)  
Nick Pratto, 3 (1-2)  
Devin Mann, 3 (0-3)  
Tyler Gentry, 2 (1-1)  
Nick Loftin, 2 (1-1)  
Franmil Reyes, 1 (1-0)

### CF

Dairon Blanco, 26 (13-13)  
John Rave, 26 (10-16)  
Nate Eaton, 20 (9-11)  
Drew Waters, 12 (7-5)  
Samad Taylor, 11 (2-9)  
Kyle Isbel, 8 (6-2)  
Brewer Hicklen, 5 (2-3)  
Bubba Thompson, 4 (1-3)  
Nelson Velázquez, 1 (0-1)

### RF

Tyler Gentry, 91 (41-50)  
Nate Eaton, 7 (3-4)  
John Rave, 7 (3-4)  
Dairon Blanco, 4 (4-0)  
CJ Alexander, 4 (1-3)  
Brewer Hicklen, 1 (0-1)

### SS

Angelo Castellano, 50 (21-29)  
Adeiny Hechavarría, 35 (14-21)  
Maikel García, 14 (8-6)  
Clay Dungan, 11 (5-6)  
Jermaine Palacios, 2 (2-0)  
Johan Camargo, 1 (1-0)  
Nicky Lopez, 1 (1-0)

### 2B

Samad Taylor, 49 (27-22)  
Nick Loftin, 22 (4-18)  
Clay Dungan, 19 (11-8)  
Nate Eaton, 8 (4-4)  
Angelo Castellano, 7 (3-4)  
Johan Camargo, 3 (2-1)  
Devin Mann, 3 (0-3)  
Michael Massey, 2 (1-1)  
Nicky Lopez, 1 (0-1)

### 3B

Nick Loftin, 43 (23-20)  
Clay Dungan, 18 (9-9)  
Nate Eaton, 11 (3-8)  
Jermaine Palacios, 10 (6-4)  
Maikel García, 10 (2-8)  
Angelo Castellano, 9 (4-5)  
Johan Camargo, 8 (5-3)  
Devin Mann, 3 (0-3)  
Samad Taylor, 2 (0-2)  
Nicky Lopez, 1 (0-1)

### SP

Max Castillo, 15 (5-10)  
Jonathan Heasley, 14 (8-6)  
Drew Parrish, 14 (7-7)  
Anthony Veneziano, 12 (6-6)  
Austin Cox, 9 (5-4)  
Mike Mayers, 8 (3-5)  
Jonathan Bowlan, 7 (2-5)  
Angel Zepa, 6 (1-5)  
Daniel Lynch, 4 (3-1)  
Cole Ragans, 4 (3-1)  
Daniel Mengden, 3 (3-0)  
Alec Marsh, 3 (2-1)  
Ryan Yarbrough, 3 (1-2)  
Evan Sisk, 3 (0-3)  
Brad Keller, 2 (1-1)  
James McArthur, 2 (1-1)  
Andrew Hoffmann, 1 (1-0)  
Joe Barlow, 1 (0-1)  
Will Klein, 1 (0-1)  
Jackson Kowar, 1 (0-1)  
Marcelo Martinez, 1 (0-1)

### 1B

CJ Alexander, 42 (19-23)  
Logan Porter, 21 (12-9)  
Nick Pratto, 18 (6-12)  
Angelo Castellano, 12 (6-6)  
Matt Beaty, 5 (3-2)  
Devin Mann, 4 (1-3)  
Jermaine Palacios, 4 (1-3)  
Paxton Wallace, 3 (2-1)  
Greyson Jenista, 3 (1-2)  
Johan Camargo, 2 (1-1)

### DH

Brewer Hicklen, 34 (23-11)  
Tucker Bradley, 14 (5-9)  
CJ Alexander, 11 (7-4)  
Tyler Gentry, 9 (2-7)  
Dairon Blanco, 7 (4-3)  
Nate Eaton, 5 (1-4)  
Nick Loftin, 5 (0-5)  
Matt Beaty, 4 (3-1)  
Logan Porter, 4 (1-3)  
Clay Dungan, 3 (2-1)  
Jakson Reetz, 3 (1-2)  
Franmil Reyes, 3 (1-2)  
John Rave, 2 (2-0)  
Johan Camargo, 2 (0-2)  
Freddy Fermin, 2 (0-2)  
Kyle Isbel, 1 (1-0)  
Michael Massey, 1 (0-1)  
Edward Olivares, 1 (0-1)  
Nick Pratto, 1 (0-1)  
Samad Taylor, 1 (0-1)  
Nelson Velázquez, 1 (0-1)

### C

Logan Porter, 63 (28-35)  
Jakson Reetz, 23 (12-11)  
José Briceño, 16 (6-10)  
Freddy Fermin, 12 (6-6)

1	2	3	4	5	6	7	8	9
Samad Taylor, 53 (23-30) Drew Waters, 12 (7-5) Brewer Hicklen, 11 (7-4) Dairon Blanco, 9 (7-2) John Rave, 9 (1-8) Clay Dungan, 7 (1-6) Nate Eaton, 4 (2-2) Bubba Thompson, 4 (2-2) Tucker Bradley, 4 (1-3)	Maikel García, 24 (10-14) Nick Loftin, 19 (4-15) Samad Taylor, 16 (11-5) John Rave, 13 (9-4) Nate Eaton, 11 (3-8) Kyle Isbel, 9 (7-2) Matt Beaty, 4 (1-3) Edward Olivares, 4 (1-3) Tucker Bradley, 3 (1-2) Nicky Lopez, 3 (1-2) Michael Massey, 2 (1-1) Devin Mann, 1 (1-0) CJ Alexander, 1 (0-1) Adeiny Hechavarría, 1 (0-1) Logan Porter, 1 (0-1)	Tyler Gentry, 57 (28-29) Nick Loftin, 16 (8-8) Logan Porter, 9 (4-5) John Rave, 8 (2-6) Devin Mann, 7 (0-7) Nick Pratto, 5 (4-1) Samad Taylor, 3 (1-2) Matt Beaty, 2 (2-0) Nate Eaton, 2 (1-1) Nelson Velázquez, 2 (0-2) Clay Dungan, 1 (0-1) Michael Massey, 1 (0-1)	Logan Porter, 35 (16-19) Nick Pratto, 16 (5-11) Tyler Gentry, 15 (5-10) CJ Alexander, 10 (6-4) Johan Camargo, 8 (6-2) Nick Loftin, 5 (3-2) Franmil Reyes, 4 (2-2) Devin Mann, 4 (1-3) John Rave, 3 (0-3) Matt Beaty, 1 (1-0) Freddy Fermin, 1 (1-0) Brewer Hicklen, 1 (0-1) Nelson Velázquez, 1 (0-1)	Nick Loftin, 25 (9-16) Logan Porter, 18 (9-9) Nate Eaton, 15 (6-9) CJ Alexander, 13 (10-3) Tucker Bradley, 9 (2-7) John Rave, 8 (4-4) Brewer Hicklen, 5 (4-1) Clay Dungan, 4 (3-1) Johan Camargo, 4 (1-3) Tyler Gentry, 4 (1-3) Jakson Reetz, 2 (2-0) Clay Dungan, 3 (2-1) Freddy Fermin, 1 (0-1) Greyson Jenista, 1 (0-1) Nicky Pratto, 1 (0-1) Nelson Velázquez, 1 (0-1)	CJ Alexander, 17 (7-10) Tyler Gentry, 18 (4-14) Logan Porter, 16 (6-10) Brewer Hicklen, 11 (6-5) Nate Eaton, 10 (5-5) Jakson Reetz, 8 (3-5) Nick Loftin, 5 (2-3) Adeiny Hechavarría, 4 (3-1) Tucker Bradley, 4 (2-2) Dairon Blanco, 4 (2-2) Jermaine Palacios, 3 (3-0) Clay Dungan, 3 (2-1) Freddy Fermin, 2 (2-0) John Rave, 2 (1-1) Nelson Velázquez, 2 (0-2) Matt Beaty, 1 (1-0) José Briceño, 1 (1-0) Greyson Jenista, 1 (1-0) Johan Camargo, 1 (0-1)	Dairon Blanco, 17 (9-8) Brewer Hicklen, 15 (7-8) Adeiny Hechavarría, 13 (5-8) Jakson Reetz, 11 (6-5) CJ Alexander, 11 (3-8) Freddy Fermin, 10 (3-7) Logan Porter, 8 (4-4) Clay Dungan, 6 (4-2) Jermaine Palacios, 6 (2-4) Tyler Gentry, 5 (4-1) Nate Eaton, 4 (1-3) Tucker Bradley, 3 (2-1) Angelo Castellano, 1 (1-0) Johan Camargo, 1 (0-1) Greyson Jenista, 1 (0-1) Nick Loftin, 1 (0-1)	Clay Dungan, 21 (13-8) Dairon Blanco, 15 (7-8) José Briceño, 14 (5-9) Tucker Bradley, 12 (6-6) Adeiny Hechavarría, 11 (3-8) Brewer Hicklen, 10 (3-7) Angelo Castellano, 9 (4-5) Jakson Reetz, 5 (2-3) CJ Alexander, 4 (0-4) Jermaine Palacios, 4 (3-1) Nate Eaton, 2 (1-1) Tyler Gentry, 2 (1-1) Paxton Wallace, 2 (1-1) Johan Camargo, 1 (1-0) John Rave, 1 (1-0)	Angelo Castellano, 67 (27-40) Tucker Bradley, 25 (14-11) Clay Dungan, 7 (2-5) Adeiny Hechavarría, 6 (3-3) Dairon Blanco, 2 (2-0) Brewer Hicklen, 1 (1-0) José Briceño, 1 (0-1) Paxton Wallace, 1 (0-1)

PLAYER	GS	POSITION										BATTING ORDER								
		C	1B	2B	3B	SS	LF	CF	RF	OF	DH	1ST	2ND	3RD	4TH	5TH	6TH	7TH	8TH	9TH
Tyler Gentry	102						2		91	93	9				57	15	4	18	5	3
Logan Porter	89	63	22								4		1	9	37	18	16	8		
Angelo Castellano	78		12	7	9	50												1	9	68
Samad Taylor	72			49	2		9	11		20	1	53	16	3						
Nick Loftin	72			22	43		2			2	5		19	17	5	25	5	1		
Tucker Bradley	60					46				46	14	4	3			9	4	3	12	25
Nate Eaton	58			8	11		6	21	7	34	5	4	11	2	9	15	11	4	2	
CJ Alexander	57		42						4	4	11		1		10	13	17	12	4	
Brewer Hicklen	54						14	5	1	20	34	11			1	5	11	15	10	1
Clay Dungan	51			19	18	11					3	8	1	1		4	3	6	21	7
Dairon Blanco	48						11	26	4	47	7	9				1	4	17	15	2
John Rave	45						10	26	7	43	2	9	13	8	3	9	2		1	
Adeiny Hechavarria	35					35							1				4	13	11	6
Jakson Reetz	26	23									3					2	8	11	5	
Maikel Garcia	24				10	14							24							
Nick Pratto	21		17				3			3	1				5	15	1			
Jermaine Palacios	16		4		10	2											3	6	4	3
José Briceño	16	16															1		14	1
Johan Camargo	15		2	3	7	1					2				8	4	1	1	1	
Freddy Fermin	14	12									2				1	1	2	10		
Devin Mann	13		4	3	3		3			3			1	7	4	1				
Drew Waters	12							12		12		12								
Kyle Isbel	9							8		8	1		9							
Matt Beaty	9		5							4			5	2	1		1			
Nelson Velázquez	6						4	1		5	1			2	1	1	2			
Franmil Reyes	4						1			1	3				4					
Edward Olivares	4						3			3	1		4							
Bubba Thompson	4							4		4		4								
Nicky Lopez	3			1	1	1							3							
Greyson Jenista	3		3													1	1	1		
Michael Massey	3			2							1		2	1						
Paxton Wallace	3		3																2	1

### # OF LINEUP COMBOS

114 Games

112 Unique Lineup Combinations Used

### MOST USED LINEUP (2, 2x)

PLAYER	Pos.
1. Brewer Hicklen	DH
2. John Rave	CF
3. Logan Porter	C
4. Nate Eaton	2B
5. Tucker Bradley	LF
6. Tyler Gentry	RF
7. Adeiny Hechavarria	SS
8. Clay Dungan	3B
9. Angelo Castellano	1B

### STORM CHASERS POSITION PRODUCTION

	AVG	AB	H	TB	2B	3B	HR	RBI	BB	SO	OBP	SLG	OPS	SAC	SF	HBP	GIDP
C	.245	413	101	168	22	0	15	52	56	120	.344	.407	.751	0	3	8	14
1B	.237	435	103	191	22	3	20	60	43	128	.310	.439	.749	0	4	5	8
2B	.265	426	113	178	21	4	12	62	71	93	.373	.418	.791	1	8	7	13
3B	.287	425	122	194	27	0	15	71	59	90	.374	.456	.830	1	7	4	14
SS	.244	398	97	160	24	0	13	68	56	95	.336	.402	.738	0	3	1	5
LF	.259	406	105	177	28	4	12	66	56	107	.352	.436	.788	2	6	6	13
CF	.286	441	126	203	27	4	14	53	57	104	.380	.460	.840	2	2	11	15
RF	.262	428	112	190	24	3	16	64	65	112	.366	.444	.810	2	6	9	7
DH	.252	421	106	178	24	3	14	52	59	129	.350	.423	.773	2	2	6	7

### STORM CHASERS BATTING ORDER PRODUCTION

	AVG	AB	H	TB	2B	3B	HR	RBI	BB	SO	OBP	SLG	OPS	SAC	SF	HBP	GIDP
1st	.299	461	138	213	29	8	10	65	63	103	.387	.462	.849	1	9	9	11
2nd	.257	451	116	184	30	1	12	67	67	107	.355	.408	.763	1	5	4	13
3rd	.239	439	105	171	23	2	13	72	62	113	.341	.390	.731	1	8	10	12
4th	.236	444	105	181	20	1	18	57	51	127	.321	.408	.729	0	6	7	10
5th	.263	441	116	198	21	2	19	66	46	105	.336	.449	.785	2	3	4	13
6th	.263	419	110	202	28	2	20	51	52	112	.349	.482	.831	0	2	5	8
7th	.222	397	88	157	20	2	15	62	59	116	.332	.395	.727	2	3	8	12
8th	.271	376	102	163	20	1	13	43	70	110	.397	.434	.831	1	2	10	7
9th	.278	385	107	173	29	2	11	68	53	95	.363	.449	.812	2	3	0	10

### OUTFIELD ASSIST LOG (26)

#	OUTFIELDER	Pos.	ARM (MPH)	GAME	INNING	BASE	PITCHER	BATTER	RUNNER OUT	PLAY
1.	Tucker Bradley	LF	85.7	4/4 vs. Toledo	▲ 6	3rd	Brooks Kriske	Akil Baddoo	Akil Baddoo	Baddoo 3-RBI double, out at 3rd (7-6-5)
2.	Tyler Gentry	RF	62.2	4/14 @ Iowa	▲ 5	Home	Andrés Núñez	Matt Mervis	Christopher Morel	Mervis double, Morel out at home (9-4-2)
3.	Dairon Blanco	CF	—	4/19 vs. Gwinnett	▲ 3	2nd	Jonathan Heasley	Hendrik Clementina	Hendrik Clementina	Clementina RBI single, out at 2nd (8-4)
4.	Samad Taylor	CF	71.8	4/26 @ Nashville	▼ 5	2nd	Max Castillo	Andruw Monasterio	Andruw Monasterio	Monasterio single, out at 2nd (8-5-3-5)
5.	Nate Eaton	CF	95.4	4/27 @ Nashville	▼ 1	Home	Austin Cox	Keston Hiura	Andruw Monasterio	Hiura single, Monasterio out at home (8-2)
6.	Dairon Blanco	LF	43.3	4/28 @ Nashville	▼ 8	2nd	Jackson Kowar	Keston Hiura	Keston Hiura	Hiura 2-RBI single, out at 2nd (7-2-4)
7.	Brewer Hicklen	LF	67.7	5/2 vs. Louisville	▲ 5	2nd	Max Castillo	Matt McLain	Matt McLain	McLain 2-RBI single, out at 2nd (7-5-4-3-5)
8.	Dairon Blanco	CF	88.9	5/5 vs. Louisville	▲ 4	Home	Mike Mayers	Nick Martini	Will Benson	Martini flies out to CF, Benson out at home (8-2)
9.	Franmil Reyes	RF	68.2	5/6 vs. Louisville	▲ 6	2nd	Collin Snider	Matt McLain	Matt McLain	McLain RBI double, out at 2nd (7-6-4-5)
10.	Tyler Gentry	RF	69.6	5/11 @ Scranton/WB	▼ 9	Home	Nick Wittgren	Billy McKinney	Michael Hermosillo	McKinney RBI single, Hermosillo out at home (9-5-2)
11.	Drew Waters	CF	—	5/20 vs. Toledo	▲ 6	3rd	Walter Pennington	Parker Meadows	Jermaine Palacios	Meadows sacrifice fly DP, Palacios out at 3rd (8-6)
12.	Tucker Bradley	LF	—	5/25 @ St. Paul	▼ 5	2nd	Jackson Kowar	Chris Williams	Chris Williams	Williams RBI single, out at 2nd (7-5-3-4-3)
13.	Dairon Blanco	RF	83.8	5/26 @ St. Paul	▼ 3	2nd	Drew Parrish	Andrew Stevenson	Tony Wolters	Stevenson flies into a double play, Wolters out at 2nd (9-6)
14.	Tyler Gentry	RF	—	5/27 @ St. Paul	▼ 1	3rd	Jonathan Heasley	Jose Miranda	Andrew Stevenson	Miranda flies into a double play, Stevenson out at 3rd (9-1-5)
15.	Tyler Gentry	RF	92.1	5/28 @ St. Paul	▼ 3	Home	Max Castillo	Jose Miranda	Alex De Goti	Miranda lines into a double play, De Goti out at 3rd (9-2)
16.	Brewer Hicklen	LF	94.6	5/28 @ St. Paul	▼ 7	Home	Jackson Kowar	Jose Miranda	Andrew Stevenson	Miranda RBI single, Stevenson scores, Reetz Error (7-2)
17.	Nate Eaton	RF	74.9	6/4 vs. Memphis	▲ 9	2nd	Jonah Dipoto	Juniel Querecuto	Juniel Querecuto	Querecuto RBI single, out at 2nd (9-6)
18.	Brewer Hicklen	CF	71.5	6/8 @ Indianapolis	▼ 5	2nd	Drew Parrish	Henry Davis	Henry Davis	Davis single, out at 2nd (8-4)
19.	John Rave	LF	89.4	6/20 @ Rochester	▼ 1	2nd	Alec Marsh	Nomar Mazara	Nomar Mazara	Mazara RBI single, out at 2nd (7-2-4)
20.	Nate Eaton	CF	99.9	7/2 vs. Iowa [G1]	▲ 2	2nd	Brad Keller	Edwin Rios	Edwin Rios	Rios single, out at 2nd (8-4)
21.	Nate Eaton	LF	96.4	7/15 vs. Indianapolis	▲ 8	2nd	Brooks Kriske	Alika Williams	Aaron Shackelford	Williams single, Shackelford out at 2nd (7-5)
22.	Nate Eaton	CF	98.7	7/16 vs. Indianapolis	▲ 5	3rd	Emilio Marquez	Canaan Smith-Njigba	Chris Owings	Smith-Njigba single, Owings out at 3rd (8-5)
23.	Nate Eaton	RF	96.7	7/26 @ Columbus	▼ 9	2nd	Will Klein	Jhonkensy Noel	Zack Collins	Noel flies into a force out, Collins out at 2nd (9-6)
24.	Nate Eaton	CF	—	8/2 @ Louisville	▼ 9	Home	Christian Chamberlain	Michael Siani	Jose Barrero	Siani single, Barrero out at home (9-6-2)
25.	Nick Loftin	LF	80.6	8/4 @ Louisville	▼ 7	2nd	Jonah Dipoto	TJ Hopkins	TJ Hopkins	Hopkins single, out at 2nd (7-4)
26.	Edward Olivares	LF	49.7	8/18 @ Toledo	▼ 3	2nd	Jonathan Bowlan	Justyn-Henry Malloy	Justyn-Henry Malloy	Malloy single, out at 2nd (7-4)

### BY PLAYER

	LF	1
NATE EATON (7)	CF	4
	RF	2
	LF	1
DAIRON BLANCO (4)	CF	2
	RF	1
TYLER GENTRY (4)	RF	4
	LF	2
BREWER HICKLEN (3)	CF	1
	LF	2
TUCKER BRADLEY (2)	LF	2
NICK LOFTIN (1)	LF	1
EDWARD OLIVARES (1)	LF	1
JOHN RAVE (1)	LF	1
FRANMIL REYES (1)	LF	1
SAMAD TAYLOR (1)	CF	1
DREW WATERS (1)	CF	1



DATE	OPPONENT	RESULT	SP	C	1B	2B	3B	SS	LF	CF	RF	DH
3/31	@ Indianapolis	W 8-6	Mike Mayers	Freddy Fermin	Nick Pratto	Samad Taylor	Nick Loftin	Maikel Garcia	Tucker Bradley	Dairon Blanco	Ylter Gentry	CJ Alexander
4/1	@ Indianapolis	W 12-1	Austin Cox	Logan Porter	Nick Pratto	Angelo Castellano	Nick Loftin	Maikel Garcia	Tucker Bradley	Dairon Blanco	Ylter Gentry	Jackson Reetz
4/2	@ Indianapolis	W 8-3	Jonathan Heasley	Freddy Fermin	Nick Pratto	Samad Taylor	Nick Loftin	Maikel Garcia	Tucker Bradley	Dairon Blanco	Ylter Gentry	CJ Alexander
4/5	TOLEDO	L 9-2	Max Castillo	Freddy Fermin	Nick Pratto	Samad Taylor	Nick Loftin	Maikel Garcia	Tucker Bradley	Dairon Blanco	Ylter Gentry	CJ Alexander
4/6	TOLEDO	L 7-6	Mike Mayers	Jackson Reetz	Logan Porter	Angelo Castellano	Nick Loftin	Maikel Garcia	Dairon Blanco	Samad Taylor	Ylter Gentry	Freddy Fermin
4/7	TOLEDO	L 8-5	Jonathan Heasley	Freddy Fermin	Logan Porter	Samad Taylor	Nick Loftin	Maikel Garcia	Tucker Bradley	Dairon Blanco	Ylter Gentry	Logan Porter
4/8	TOLEDO	W 13-8	Drew Parrish	Freddy Fermin	Nick Pratto	Samad Taylor	Angelo Castellano	Maikel Garcia	Tucker Bradley	Dairon Blanco	Ylter Gentry	CJ Alexander
4/9	TOLEDO	L 8-2	Max Castillo	Logan Porter	Nick Pratto	Samad Taylor	Angelo Castellano	Maikel Garcia	Ylter Gentry	Dairon Blanco	CJ Alexander	Jackson Reetz
4/11	@ Iowa	W 9-6	Mike Mayers	Freddy Fermin	Nick Loftin	Samad Taylor	Nick Loftin	Maikel Garcia	Tucker Bradley	Dairon Blanco	Ylter Gentry	Logan Porter
4/12	@ Iowa	W 10-6	Austin Cox	Logan Porter	Nick Pratto	Samad Taylor	Nick Loftin	Maikel Garcia	Tucker Bradley	Dairon Blanco	Ylter Gentry	CJ Alexander
4/13	@ Iowa	L 14-1	Jonathan Heasley	Freddy Fermin	Nick Pratto	Angelo Castellano	Nick Loftin	Maikel Garcia	Tucker Bradley	Samad Taylor	CJ Alexander	Ylter Gentry
4/14	@ Iowa	W 11-8	Drew Parrish	Freddy Fermin	CJ Alexander	Angelo Castellano	Nick Loftin	Maikel Garcia	Dairon Blanco	Samad Taylor	Ylter Gentry	Logan Porter
4/18	WINNETT	L 4-1	Mike Mayers	Freddy Fermin	Logan Porter	Nick Loftin	Maikel Garcia	Angelo Castellano	Nick Pratto	Samad Taylor	CJ Alexander	Ylter Gentry
4/19	WINNETT	L 9-6	Jonathan Heasley	Freddy Fermin	Logan Porter	Nick Loftin	Maikel Garcia	Angelo Castellano	Tucker Bradley	Samad Taylor	Ylter Gentry	Freddy Fermin
4/20	WINNETT	L 9-3	Max Castillo	Freddy Fermin	Nick Pratto	Nick Loftin	Maikel Garcia	Angelo Castellano	Dairon Blanco	Samad Taylor	Ylter Gentry	Logan Porter
4/21	WINNETT	L 7-3	Austin Cox	Jackson Reetz	Nick Pratto	Nick Loftin	Maikel Garcia	Angelo Castellano	Tucker Bradley	Samad Taylor	Ylter Gentry	CJ Alexander
4/22	WINNETT	L 5-2	Drew Parrish	Logan Porter	CJ Alexander	Samad Taylor	Maikel Garcia	Angelo Castellano	Nick Pratto	Dairon Blanco	Ylter Gentry	Nick Loftin
4/23	WINNETT	L 6-3	Mike Mayers	Jackson Reetz	Nick Pratto	Samad Taylor	Nick Loftin	Maikel Garcia	Tucker Bradley	Dairon Blanco	Ylter Gentry	Samad Taylor
4/25	@ Nashville	L 8-3	Jonathan Heasley	Logan Porter	Nick Loftin	Maikel Garcia	Angelo Castellano	Ylter Gentry	Samad Taylor	Dairon Blanco	Ylter Gentry	Dairon Blanco
4/26	@ Nashville	L 5-0	Max Castillo	Logan Porter	Nick Pratto	Nick Loftin	Maikel Garcia	Angelo Castellano	Brewer Hicklen	Samad Taylor	Ylter Gentry	CJ Alexander
4/27	@ Nashville	W 2-1	Austin Cox	Jackson Reetz	CJ Alexander	Samad Taylor	Nick Loftin	Maikel Garcia	Nate Eaton	Dairon Blanco	Ylter Gentry	Ylter Gentry
4/28	@ Nashville	L 4-3	Drew Parrish	Logan Porter	CJ Alexander	Samad Taylor	Maikel Garcia	Angelo Castellano	Dairon Blanco	Tucker Bradley	Ylter Gentry	Brewer Hicklen
4/29	@ Nashville	L 6-5 (10)	Mike Mayers	Jackson Reetz	Nick Loftin	Angelo Castellano	Maikel Garcia	Angelo Castellano	Samad Taylor	Samad Taylor	Ylter Gentry	Freddy Fermin
4/30	@ Nashville	W 10-6	Jonathan Heasley	Freddy Fermin	Logan Porter	Samad Taylor	Nick Loftin	Maikel Garcia	Tucker Bradley	Nate Eaton	Ylter Gentry	Brewer Hicklen
5/2	LOUISVILLE	L 10-4	Max Castillo	Jackson Reetz	Logan Porter	Samad Taylor	Nate Eaton	Angelo Castellano	Brewer Hicklen	Dairon Blanco	Ylter Gentry	Nick Loftin
5/3	LOUISVILLE	L 7-4	Marcelo Martinez	Logan Porter	CJ Alexander	Samad Taylor	Nick Loftin	Angelo Castellano	Tucker Bradley	Nate Eaton	Ylter Gentry	Brewer Hicklen
5/4	LOUISVILLE	L 12-10	Drew Parrish	Logan Porter	CJ Alexander	Samad Taylor	Nick Loftin	Angelo Castellano	Tucker Bradley	Brewer Hicklen	Ylter Gentry	Samad Taylor
5/6	LOUISVILLE	W 11-9	Mike Mayers	Jackson Reetz	Logan Porter	Samad Taylor	Nick Loftin	Angelo Castellano	Brewer Hicklen	Dairon Blanco	Ylter Gentry	Samad Taylor
5/6	LOUISVILLE	W 11-9	Daniel Mengden	Logan Porter	CJ Alexander	Samad Taylor	Nick Loftin	Angelo Castellano	Franmil Reyes	Dairon Blanco	Ylter Gentry	Tucker Bradley
5/7	LOUISVILLE	L 4-3	Daniel Lynch	Jackson Reetz	Logan Porter	Samad Taylor	Nick Loftin	Angelo Castellano	Brewer Hicklen	Dairon Blanco	Ylter Gentry	Franmil Reyes
5/9	@ Scranton/WB	L 14-2	Drew Parrish	Logan Porter	CJ Alexander	Samad Taylor	Nick Loftin	Angelo Castellano	Tucker Bradley	Drew Waters	Ylter Gentry	Brewer Hicklen
5/10	@ Scranton/WB	L 4-3	Mike Mayers	Logan Porter	Logan Porter	Clay Dungan	Nick Loftin	Angelo Castellano	Brewer Hicklen	Dairon Blanco	Ylter Gentry	Freddy Fermin
5/11	@ Scranton/WB	W 4-3 (11)	Jonathan Heasley	Logan Porter	CJ Alexander	Samad Taylor	Nick Loftin	Angelo Castellano	Tucker Bradley	Drew Waters	Dairon Blanco	Brewer Hicklen
5/12	@ Scranton/WB	W 3-2	Daniel Lynch	Jackson Reetz	CJ Alexander	Samad Taylor	Clay Dungan	Angelo Castellano	Dairon Blanco	Drew Waters	Ylter Gentry	Tucker Bradley
5/13	@ Scranton/WB	L 8-6	Austin Cox	Logan Porter	CJ Alexander	Samad Taylor	Nick Loftin	Angelo Castellano	Brewer Hicklen	Drew Waters	Ylter Gentry	Dairon Blanco
5/14	@ Scranton/WB	L 6-3	Drew Parrish	Jackson Reetz	CJ Alexander	Samad Taylor	Nick Loftin	Angelo Castellano	Tucker Bradley	Dairon Blanco	Ylter Gentry	Brewer Hicklen
5/16	TOLEDO	W 16-8	Jonathan Heasley	Logan Porter	CJ Alexander Lopez	Samad Taylor	Nick Loftin	Angelo Castellano	Samad Taylor	Drew Waters	Ylter Gentry	Samad Taylor
5/17	TOLEDO	W 9-0	Daniel Lynch	Jackson Reetz	Logan Porter	Clay Dungan	Nick Loftin	Angelo Castellano	Samad Taylor	Drew Waters	Ylter Gentry	Brewer Hicklen
5/18	TOLEDO	W 9-0	Austin Cox	Logan Porter	CJ Alexander	Samad Taylor	Nick Loftin	Angelo Castellano	Tucker Bradley	Drew Waters	Ylter Gentry	Brewer Hicklen
5/19	TOLEDO	W 9-1	Daniel Mengden	Logan Porter	CJ Alexander	Clay Dungan	Nick Loftin	Angelo Castellano	Samad Taylor	Drew Waters	Ylter Gentry	Dairon Blanco
5/20	TOLEDO	W 9-1	Drew Parrish	Jackson Reetz	CJ Alexander	Samad Taylor	Nick Loftin	Angelo Castellano	Samad Taylor	Drew Waters	Ylter Gentry	Samad Taylor
5/21	TOLEDO	W 8-4	Jonathan Heasley	Jackson Reetz	Logan Porter	Samad Taylor	Nick Loftin	Angelo Castellano	Tucker Bradley	Drew Waters	Ylter Gentry	Brewer Hicklen
5/23	@ St. Paul	W 6-1	Daniel Lynch	Logan Porter	Greyson Jenista	Clay Dungan	Nick Loftin	Angelo Castellano	Samad Taylor	Drew Waters	Ylter Gentry	Dairon Blanco
5/24	@ St. Paul	L 6-5	Anthony Veneziano	Jackson Reetz	Logan Porter	Nick Loftin	Angelo Castellano	Angelo Castellano	Dairon Blanco	Drew Waters	Ylter Gentry	Brewer Hicklen
5/25	@ St. Paul	L 8-6	Austin Cox	Logan Porter	Greyson Jenista	Nick Loftin	Angelo Castellano	Angelo Castellano	Dairon Blanco	Drew Waters	Ylter Gentry	Brewer Hicklen
5/26	@ St. Paul	L 7-6	Drew Parrish	Logan Porter	Jackson Reetz	Clay Dungan	Nick Loftin	Angelo Castellano	Samad Taylor	Dairon Blanco	Ylter Gentry	Brewer Hicklen
5/27	@ St. Paul	L 14-1	Jonathan Heasley	Logan Porter	Greyson Jenista	Samad Taylor	Johan Camargo	Angelo Castellano	Dairon Blanco	Nate Eaton	Ylter Gentry	Tucker Bradley
5/28	@ St. Paul	L 10-6	Max Castillo	Jackson Reetz	CJ Alexander	Johan Camargo	Nick Loftin	Angelo Castellano	Brewer Hicklen	Samad Taylor	Ylter Gentry	Nate Eaton
5/30	MEMPHIS	W 7-6	Anthony Veneziano	Logan Porter	CJ Alexander	Samad Taylor	Nick Loftin	Angelo Castellano	Dairon Blanco	Nate Eaton	Ylter Gentry	Brewer Hicklen
6/1	MEMPHIS	L 12-6	Austin Cox	Logan Porter	Johan Camargo	Samad Taylor	Nate Eaton	Angelo Castellano	Clay Dungan	Dairon Blanco	Ylter Gentry	Dairon Blanco
6/2	MEMPHIS	W 10-9 (10)	Jonathan Heasley	Jackson Reetz	CJ Alexander	Nate Eaton	Johan Camargo	Angelo Castellano	Samad Taylor	Brewer Hicklen	Ylter Gentry	Logan Porter
6/3	MEMPHIS	L 4-2	Drew Parrish	Logan Porter	Angelo Castellano	Samad Taylor	Nate Eaton	Angelo Castellano	Brewer Hicklen	Dairon Blanco	Ylter Gentry	Johan Camargo
6/4	MEMPHIS	L 6-3	Max Castillo	Jackson Reetz	CJ Alexander	Samad Taylor	Johan Camargo	Angelo Castellano	Tucker Bradley	Dairon Blanco	Ylter Gentry	Ylter Gentry
6/6	@ Indianapolis	L 9-7	Daniel Mengden	Logan Porter	Jackson Reetz	Logan Porter	Nate Eaton	Angelo Castellano	Samad Taylor	Dairon Blanco	Ylter Gentry	Tucker Bradley
6/7	@ Indianapolis	W 15-7	Jonathan Heasley	Logan Porter	CJ Alexander	Johan Camargo	Nate Eaton	Angelo Castellano	Samad Taylor	Dairon Blanco	Ylter Gentry	Samad Taylor
6/8	@ Indianapolis	W 7-3	Drew Parrish	Logan Porter	CJ Alexander	Samad Taylor	Clay Dungan	Angelo Castellano	Tucker Bradley	Brewer Hicklen	Ylter Gentry	Dairon Blanco
6/9	@ Indianapolis	W 6-2	Max Castillo	Jackson Reetz	Logan Porter	Samad Taylor	Johan Camargo	Angelo Castellano	Brewer Hicklen	Dairon Blanco	Ylter Gentry	CJ Alexander
6/10	@ Indianapolis	W 6-2	Anthony Veneziano	Jackson Reetz	CJ Alexander	Samad Taylor	Johan Camargo	Angelo Castellano	Dairon Blanco	Clay Dungan	Ylter Gentry	Brewer Hicklen
6/13	COLUMBUS	W 6-5	Jonathan Heasley	Jackson Reetz	Logan Porter	Samad Taylor	Johan Camargo	Angelo Castellano	John Rave	Kyle Isbel	Ylter Gentry	Brewer Hicklen
6/14	COLUMBUS	W 6-1	Alec Marsh	Logan Porter	Johan Camargo	Samad Taylor	Clay Dungan	Jermaine Palacios	Tucker Bradley	John Rave	Ylter Gentry	Matt Beatty
6/15	COLUMBUS	W 4-2	Max Castillo	Logan Porter	Matt Beatty	Samad Taylor	Angelo Castellano	Jermaine Palacios	John Rave	Kyle Isbel	Ylter Gentry	Brewer Hicklen
6/16	COLUMBUS	W 13-4	Anthony Veneziano	Logan Porter	Clay Dungan	Angelo Castellano	Angelo Castellano	Adeney Hechavaria	John Rave	Kyle Isbel	Ylter Gentry	Brewer Hicklen
6/17	COLUMBUS	L 4-1	Drew Parrish	Logan Porter	Angelo Castellano	Clay Dungan	Angelo Castellano	Adeney Hechavaria	John Rave	Kyle Isbel	Ylter Gentry	Brewer Hicklen
6/18	COLUMBUS	W 6-4	James McArthur	Logan Porter	Jose Briceño	Nate Eaton	Jermaine Palacios	Adeney Hechavaria	John Rave	Kyle Isbel	Ylter Gentry	Brewer Hicklen
6/20	@ Rochester	L 5-4	Jonathan Heasley	Logan Porter	Angelo Castellano	Nate Eaton	Clay Dungan	Adeney Hechavaria	John Rave	Kyle Isbel	Ylter Gentry	Brewer Hicklen
6/21	@ Rochester	W 7-3	Alec Marsh	Logan Porter	Angelo Castellano	Clay Dungan	Jermaine Palacios	Adeney Hechavaria	Tucker Bradley	Nate Eaton	Ylter Gentry	Brewer Hicklen
6/22	@ Rochester	W 7-3	Max Castillo	Logan Porter	Angelo Castellano	Clay Dungan	Jermaine Palacios	Adeney Hechavaria	Tucker Bradley	Kyle Isbel	Ylter Gentry	Brewer Hicklen
6/23	@ Rochester	W 4-2	Jonathan Bowlan	Logan Porter	Angelo Castellano	Clay Dungan	Jermaine Palacios	Adeney Hechavaria	Tucker Bradley	Kyle Isbel	Ylter Gentry	Brewer Hicklen
6/24	@ Rochester	L 3-2	Anthony Veneziano	Logan Porter	Angelo Castellano	Clay Dungan	Jermaine Palacios	Adeney Hechavaria	John Rave	Kyle Isbel	Ylter Gentry	Brewer Hicklen
6/25	@ Rochester	W 7-3	Ryan Yarbrough	Logan Porter	Angelo Castellano	Clay Dungan	Jermaine Palacios	Adeney Hechavaria	Tucker Bradley	John Rave	Ylter Gentry	Kyle Isbel
6/28	IOWA	L 9-2	Alec Marsh	Logan Porter	Paxton Wallace	Clay Dungan	Jermaine Palacios	Adeney Hechavaria	Tucker Bradley	John Rave	Ylter Gentry	Brewer Hicklen
6/29	IOWA	L 6-5	Angel Zepa	Logan Porter	Angelo Castellano	Nate Eaton	Clay Dungan	Adeney Hechavaria	Tucker Bradley	John Rave	Ylter Gentry	Brewer Hicklen
6/30	IOWA	L 6-5	Max Castillo	Logan Porter	Jermaine Palacios	Michael Massey	Nate Eaton	Angelo Castellano	Tucker Bradley	John Rave	Ylter Gentry	Brewer Hicklen
7/2 [G1]	IOWA	W 11-1 (7)	Brad Keller	Logan Porter	Jose Briceño	Angelo Castellano	Michael Massey	Clay Dungan	Adeney Hechavaria	John Rave	Ylter Gentry	Brewer Hicklen
7/2 [G2]	IOWA	L 6-2 (7)	Cole Ragans	Logan Porter	Paxton Wallace	Clay Dungan	Jermaine Palacios	Angelo Castellano	John Rave	Nate Eaton	Ylter Gentry	Tucker Bradley
7/3	IOWA	L 3-1	Angel Zepa	Logan Porter	Jermaine Palacios	Clay Dungan	Angelo Castellano	Adeney Hechavaria	Tucker Bradley	John Rave	Ylter Gentry	Michael Massey
7/4	@ Gwinnett	L 8-7 (10)	Ryan Yarbrough	Logan Porter	Angelo Castellano	Clay Dungan	Jermaine Palacios	Adeney Hechavaria	Tucker Bradley	John Rave	Ylter Gentry	Brewer Hicklen
7/5	@ Gwinnett	W 9-6	Brad Keller	Logan Porter	Angelo Castellano	Samad Taylor	Nate Eaton	Adeney Hechavaria	Tucker Bradley	John Rave	Ylter Gentry	Brewer Hicklen
7/7	@ Gwinnett	W 8-1	James McArthur	Logan Porter	Angelo Castellano	Samad Taylor	Clay Dungan	Adeney Hechavaria	Nate Eaton	John Rave	Ylter Gentry	Tucker Bradley
7/9	@ Gwinnett	W 7-1	Cole Ragans	Logan Porter	Paxton Wallace	Samad Taylor	Jermaine Palacios	Adeney Hechavaria	Nate Eaton	John Rave	Ylter Gentry	Brewer Hicklen
7/14	INDIANAPOLIS	L 13-5	Angel Zepa	Logan Porter	Angelo Castellano	Clay Dungan	Nate Eaton	Adeney Hechavaria	Tucker Bradley	John Rave	Ylter Gentry	Brewer Hicklen
7/15	INDIANAPOLIS	W 8-3	Austin Cox	Logan Porter	CJ Alexander	Angelo Castellano	Nick Loftin	Adeney Hechavaria	Nate Eaton	John Rave	Ylter Gentry	Brewer Hicklen
7/16	INDIANAPOLIS	L 11-4	Evan Sisk	Logan Porter	CJ Alexander	Clay Dungan	Nick Loftin	Adeney Hechavaria	Tucker Bradley	Nate Eaton	Ylter Gentry	Ylter Gentry
7/18	ST. PAUL	L 1-0	Anthony Veneziano	Logan Porter	CJ Alexander	Nate Eaton	Nick Loftin	Angelo Castellano	Tucker Bradley	John Rave	Ylter Gentry	Clay Dungan
7/19	ST. PAUL	L 9-4	Jonathan Bowlan	Logan Porter	CJ Alexander	Samad Taylor	Nick Loftin	Adeney Hechavaria	Nate Eaton	John Rave	Ylter Gentry	Matt Beatty
7/20	ST. PAUL	L 6-5	Angel Zepa	Logan Porter	Matt Beatty	Samad Taylor	Jermaine Palacios	Adeney Hechavaria	Brewer Hicklen	Nate Eaton	Ylter Gentry	Nick Loftin
7/21	ST. PAUL	W 5-4	Cole Ragans	Logan Porter	CJ Alexander	Samad Taylor	Clay Dungan	Adeney Hechavaria	Nate Eaton	John Rave	Ylter Gentry	Tucker Bradley
7/22	ST. PAUL	W 8-5	Max Castillo	Logan Porter	Matt Beatty	Samad Taylor	Nick Loftin	Angelo Castellano	John Rave	Nate Eaton	Ylter Gentry	Brewer Hicklen
7/23	ST. PAUL	W 8-5	Anthony Veneziano	Logan Porter	CJ Alexander	Samad Taylor	Nick Loftin	Adeney Hechavaria	Tucker Bradley	John Rave	Ylter Gentry	Clay Dungan
7/25	@ Columbus	L 10-2	Jonathan Bowlan	Logan Porter	CJ Alexander	Samad Taylor	Nick Loftin	Adeney Hechavaria	John Rave	Nate Eaton	Ylter Gentry	Tucker Bradley
7/26	@ Columbus	W 5-2	Angel Zepa	Logan Porter	Jermaine Palacios	Samad Taylor	Clay Dungan	Angelo Castellano	Brewer Hicklen	John Rave	Nate Eaton	CJ Alexander
7/27	@ Columbus	W 5-2	Cole Ragans	Logan Porter	CJ Alexander	Samad Taylor	Nick Loftin	Adeney Hechavaria	Tucker Bradley	Nate Eaton	Ylter Gentry	John Rave
7/28	@ Columbus	W 7-6	Max Castillo	Logan Porter	CJ Alexander	Samad Taylor	Nick Loftin	Adeney Hechavaria	Ylter Gentry	Nate Eaton	Ylter Gentry	Matt Beatty
7/29	@ Columbus	L 7-3	Anthony Veneziano	Logan Porter	Matt Beatty	Samad Taylor	Angelo Castellano	Adeney Hechavaria	Nate Eaton	John Rave	Ylter Gentry	Tucker Bradley
7/30	@ Columbus	W 7-5	Jonathan Bowlan	Logan Porter	Angelo Castellano	Nick Loftin	Clay Dungan	Adeney Hechavaria	Brewer Hicklen	Nate Eaton	Ylter Gentry	Matt Beatty
8/1	@ Louisville	L 3-2	Evan Sisk	Logan Porter	CJ Alexander	Nick Loftin	Clay Dungan	Adeney Hechavaria	Nate Eaton	John Rave	Ylter Gentry	Tucker Bradley
8/2	@ Louisville	L 8-3	Max Castillo	Logan Porter	CJ Alexander	Nick Loftin	Angelo Castellano	Adeney Hechavaria	Nelson Velazquez	Nate Eaton	Ylter Gentry	Ylter Gentry
8/3	@ Louisville	L 11-2	Drew Parrish	Logan Porter	Devin Mann	Nick Loftin	Angelo Castellano	Adeney Hechavaria	Nelson Velazquez	Nate Eaton	Ylter Gentry	Nick Loftin
8/4	@ Louisville	L 5-1	Anthony Veneziano	Logan Porter	CJ Alexander	Devin Mann	Clay Dungan	Angelo Castellano	Nick Loftin	John Rave	Ylter Gentry	Nelson Velazquez
8/5	@ Louisville	L 5-1	Jonathan Bowlan	Logan Porter	CJ Alexander	Nick Loftin	Devin Mann	Angelo Castellano	Brewer Hicklen	Nelson Velazquez	Ylter Gentry	Tucker Bradley
8/6	@ Louisville	L 5-1	Evan Sisk	Logan Porter	Angelo Castellano	Nick Loftin	Clay Dungan	Adeney Hechavaria	Devin Mann	John Rave	Ylter Gentry	Nate Eaton
8/8	IOWA	L 8-2	Max Castillo	Logan Porter	Devin Mann	Nick Loftin	Clay Dungan	Adeney Hechavaria	Nelson Velazquez	John Rave	Ylter Gentry	Nate Eaton
8/9	IOWA	L 10-1	Drew Parrish	Logan Porter	CJ Alexander	Devin Mann	Nick Loftin	Adeney Hechavaria	Nelson Velazquez	John Rave	Ylter Gentry	Tucker Bradley
8/10	IOWA	L 7-3	Anthony Veneziano	Logan Porter	Jose Briceño	Logan Porter	Nick Loftin	Angelo Castellano	Devin Mann	Nate Eaton	Brewer Hicklen	Ylter Gentry
8/11	IOWA	L 9-4	Jonathan Bowlan	Logan Porter	CJ Alexander	Nick Loftin	Devin Mann	Angelo Castellano	Tucker Bradley	John Rave	Ylter Gentry	Nate Eaton

DATE	OPPONENT	RESULT	1	2	3	4	5	6	7	8	9
3/31	@ Indianapolis	W, 8-6	Samad Taylor	Maikel Garcia	Nick Pratto	Tyler Gentry	CJ Alexander	Nick Loftin	Freddy Fermin	Dairon Blanco	Tucker Bradley
4/1	@ Indianapolis	W, 12-1	Samad Taylor	Maikel Garcia	Nick Pratto	Tyler Gentry	Nick Loftin	Nick Loftin	Jackson Reetz	Dairon Blanco	Angelo Castellano
4/2	@ Indianapolis	W, 8-3	Samad Taylor	Maikel Garcia	Nick Loftin	Tyler Gentry	CJ Alexander	Freddy Fermin	Tucker Bradley	Dairon Blanco	Tucker Bradley
4/4	TOLEDO	L, 9-2	Samad Taylor	Maikel Garcia	Nick Pratto	Tyler Gentry	Nick Loftin	Freddy Fermin	Dairon Blanco	Tucker Bradley	Tucker Bradley
4/5	TOLEDO	L, 7-6	Samad Taylor	Maikel Garcia	Tyler Gentry	Logan Porter	Nick Loftin	Freddy Fermin	Dairon Blanco	Tucker Bradley	Angelo Castellano
4/6	TOLEDO	L, 8-5	Samad Taylor	Maikel Garcia	Tyler Gentry	Logan Porter	Nick Loftin	CJ Alexander	Dairon Blanco	Tucker Bradley	Tucker Bradley
4/7	TOLEDO	W, 9-4	Samad Taylor	Maikel Garcia	Tyler Gentry	Logan Porter	CJ Alexander	Freddy Fermin	Dairon Blanco	Tucker Bradley	Angelo Castellano
4/8	TOLEDO	W, 13-8	Samad Taylor	Maikel Garcia	Tyler Gentry	Nick Pratto	CJ Alexander	Freddy Fermin	Dairon Blanco	Tucker Bradley	Angelo Castellano
4/9	TOLEDO	L, 8-2	Samad Taylor	Maikel Garcia	Tyler Gentry	CJ Alexander	Nick Pratto	Logan Porter	Dairon Blanco	Jackson Reetz	Angelo Castellano
4/11	@ Iowa	L, 9-6	Samad Taylor	Maikel Garcia	Tyler Gentry	Nick Loftin	Nick Loftin	Logan Porter	Freddy Fermin	Dairon Blanco	Tucker Bradley
4/12	@ Iowa	W, 10-5	Samad Taylor	Maikel Garcia	Nick Pratto	Tyler Gentry	Nick Loftin	Logan Porter	Freddy Fermin	CJ Alexander	Tucker Bradley
4/13	@ Iowa	L, 14-1	Samad Taylor	Maikel Garcia	Tyler Gentry	Nick Pratto	Nick Loftin	CJ Alexander	Freddy Fermin	Angelo Castellano	Tucker Bradley
4/14	@ Iowa	W, 11-8	Samad Taylor	Maikel Garcia	Tyler Gentry	Logan Porter	Nick Loftin	CJ Alexander	Freddy Fermin	Dairon Blanco	Angelo Castellano
4/18	WINNETT	L, 4-1	Samad Taylor	Maikel Garcia	Tyler Gentry	Nick Pratto	Nick Loftin	Logan Porter	Freddy Fermin	CJ Alexander	Angelo Castellano
4/19	WINNETT	L, 6-2	Samad Taylor	Nick Loftin	Tyler Gentry	Nick Pratto	Logan Porter	Jackson Reetz	Dairon Blanco	Angelo Castellano	Tucker Bradley
4/20	WINNETT	W, 8-3	Samad Taylor	Maikel Garcia	Tyler Gentry	Nick Pratto	Brewer Hicklen	Nate Eaton	Freddy Fermin	Tucker Bradley	Angelo Castellano
4/21	WINNETT	L, 7-3	Samad Taylor	Maikel Garcia	Tyler Gentry	Nick Pratto	Nick Loftin	CJ Alexander	Jackson Reetz	Tucker Bradley	Angelo Castellano
4/22	WINNETT	L, 5-2	Samad Taylor	Maikel Garcia	Tyler Gentry	Nick Pratto	Nick Loftin	CJ Alexander	Logan Porter	Dairon Blanco	Angelo Castellano
4/23	WINNETT	W, 5-3	Dairon Blanco	Maikel Garcia	Tyler Gentry	Nick Pratto	Nick Loftin	CJ Alexander	Jackson Reetz	Tucker Bradley	Angelo Castellano
4/24	@ Nashville	L, 4-2	Samad Taylor	Maikel Garcia	Tyler Gentry	Logan Porter	Nick Loftin	CJ Alexander	Dairon Blanco	Tucker Bradley	Angelo Castellano
4/26	@ Nashville	L, 5-0	Samad Taylor	Maikel Garcia	Tyler Gentry	Nick Pratto	Nick Loftin	Logan Porter	CJ Alexander	Brewer Hicklen	Angelo Castellano
4/27	@ Nashville	W, 2-1	Samad Taylor	Maikel Garcia	Tyler Gentry	Nick Pratto	Nick Loftin	Nate Eaton	CJ Alexander	Jackson Reetz	Dairon Blanco
4/28	@ Nashville	L, 4-3	Samad Taylor	Maikel Garcia	Tyler Gentry	Logan Porter	Nate Eaton	Brewer Hicklen	Dairon Blanco	CJ Alexander	Angelo Castellano
4/29	@ Nashville	L, 6-3 (10)	Samad Taylor	Maikel Garcia	Nate Eaton	Nick Loftin	Freddy Fermin	CJ Alexander	Jackson Reetz	Tucker Bradley	Angelo Castellano
5/2	LOUISVILLE	W, 10-6	Samad Taylor	Maikel Garcia	Freddy Fermin	Nick Loftin	Freddy Fermin	Nate Eaton	Dairon Blanco	Tucker Bradley	Angelo Castellano
5/3	LOUISVILLE	L, 10-4	Samad Taylor	Nate Eaton	Tyler Gentry	Logan Porter	Nick Loftin	Jackson Reetz	Brewer Hicklen	Dairon Blanco	Angelo Castellano
5/3	LOUISVILLE	L, 7-4	Samad Taylor	Nate Eaton	Tyler Gentry	Logan Porter	Nick Loftin	CJ Alexander	Brewer Hicklen	Tucker Bradley	Angelo Castellano
5/4	LOUISVILLE	L, 12-10	Samad Taylor	CJ Alexander	Tyler Gentry	Logan Porter	Nick Loftin	CJ Alexander	Brewer Hicklen	Tucker Bradley	Angelo Castellano
5/5	LOUISVILLE	L, 1-0	Samad Taylor	Nick Loftin	Tyler Gentry	Logan Porter	Logan Porter	Nate Eaton	Brewer Hicklen	Dairon Blanco	Angelo Castellano
5/6	LOUISVILLE	W, 11-9	Samad Taylor	Nick Loftin	Tyler Gentry	Logan Porter	Logan Porter	CJ Alexander	Dairon Blanco	Tucker Bradley	Angelo Castellano
5/7	LOUISVILLE	L, 4-3	Samad Taylor	Nick Loftin	Tyler Gentry	Logan Porter	Logan Porter	Jackson Reetz	Dairon Blanco	Brewer Hicklen	Angelo Castellano
5/9	@ Scranton/WB	L, 14-2	Drew Waters	Samad Taylor	Logan Porter	Logan Porter	Nick Loftin	CJ Alexander	Brewer Hicklen	Tucker Bradley	Clay Dungan
5/11	@ Scranton/WB	W, 10-1	Drew Waters	Samad Taylor	Nick Loftin	Logan Porter	Nick Loftin	CJ Alexander	Dairon Blanco	Clay Dungan	Angelo Castellano
5/12	@ Scranton/WB	W, 4-3 (11)	Drew Waters	Samad Taylor	Nick Loftin	Logan Porter	Nick Loftin	CJ Alexander	Dairon Blanco	Tucker Bradley	Angelo Castellano
5/13	@ Scranton/WB	L, 8-6	Drew Waters	Samad Taylor	Tyler Gentry	CJ Alexander	Jackson Reetz	Tucker Bradley	Dairon Blanco	Clay Dungan	Angelo Castellano
5/14	@ Scranton/WB	W, 6-3	Samad Taylor	Samad Taylor	Logan Porter	CJ Alexander	Nick Loftin	CJ Alexander	Brewer Hicklen	Dairon Blanco	Angelo Castellano
5/16	TOLEDO	W, 16-8	Drew Waters	Nick Loftin	Tyler Gentry	Samad Taylor	Jackson Reetz	Brewer Hicklen	Tucker Bradley	Dairon Blanco	Clay Dungan
5/17	TOLEDO	W, 16-8	Drew Waters	Samad Taylor	Tyler Gentry	Logan Porter	Nick Loftin	Jackson Reetz	Dairon Blanco	Clay Dungan	Angelo Castellano
5/18	TOLEDO	W, 9-0	Drew Waters	Nicky Lopez	Samad Taylor	Tyler Gentry	CJ Alexander	Nick Loftin	Logan Porter	Brewer Hicklen	Tucker Bradley
5/19	TOLEDO	W, 9-1	Drew Waters	Samad Taylor	Tyler Gentry	CJ Alexander	Nick Loftin	Logan Porter	Dairon Blanco	Clay Dungan	Angelo Castellano
5/20	TOLEDO	W, 9-1	Drew Waters	Nicky Lopez	Samad Taylor	Samad Taylor	CJ Alexander	Nick Loftin	CJ Alexander	Brewer Hicklen	Angelo Castellano
5/21	TOLEDO	W, 8-4	Drew Waters	Samad Taylor	Nick Loftin	Logan Porter	Brewer Hicklen	Jackson Reetz	Dairon Blanco	Tucker Bradley	Angelo Castellano
5/23	@ St. Paul	L, 6-1	Drew Waters	Samad Taylor	Tyler Gentry	Logan Porter	Logan Porter	Greyson Jenista	Dairon Blanco	Clay Dungan	Angelo Castellano
5/24	@ St. Paul	L, 6-5	Drew Waters	Samad Taylor	Nick Loftin	Tyler Gentry	Logan Porter	Brewer Hicklen	Dairon Blanco	Jackson Reetz	Angelo Castellano
5/25	@ St. Paul	L, 8-6	Samad Taylor	Nick Loftin	Tyler Gentry	Logan Porter	Greyson Jenista	Dairon Blanco	Brewer Hicklen	Angelo Castellano	Tucker Bradley
5/26	@ St. Paul	L, 14-1	Samad Taylor	Nate Eaton	Tyler Gentry	Logan Porter	Dairon Blanco	Dairon Blanco	Jackson Reetz	Angelo Castellano	Tucker Bradley
5/27	@ St. Paul	L, 10-6	Samad Taylor	Nate Eaton	Tyler Gentry	Nick Loftin	CJ Alexander	Brewer Hicklen	Greyson Jenista	Angelo Castellano	Tucker Bradley
5/28	@ St. Paul	L, 10-6	Samad Taylor	Nate Eaton	Tyler Gentry	Nick Loftin	CJ Alexander	Brewer Hicklen	Greyson Jenista	Angelo Castellano	Tucker Bradley
5/30	MEMPHIS	W, 10-1	Samad Taylor	Samad Taylor	Nick Loftin	Logan Porter	Logan Porter	Dairon Blanco	Jackson Reetz	Clay Dungan	Brewer Hicklen
6/1	MEMPHIS	L, 9-5	Samad Taylor	Nate Eaton	Tyler Gentry	CJ Alexander	Logan Porter	Dairon Blanco	Jackson Reetz	Clay Dungan	Brewer Hicklen
6/2	MEMPHIS	L, 12-6	Samad Taylor	Nate Eaton	Tyler Gentry	CJ Alexander	Johan Camargo	Dairon Blanco	Jackson Reetz	Clay Dungan	Angelo Castellano
6/3	MEMPHIS	W, 10-9 (10)	Dairon Blanco	Nate Eaton	Tyler Gentry	CJ Alexander	Johan Camargo	Logan Porter	Brewer Hicklen	Clay Dungan	Tucker Bradley
6/5	MEMPHIS	L, 4-2	Dairon Blanco	Samad Taylor	Tyler Gentry	Johan Camargo	Nate Eaton	Logan Porter	Jackson Reetz	Brewer Hicklen	Angelo Castellano
6/6	MEMPHIS	W, 6-5	Dairon Blanco	Samad Taylor	Tyler Gentry	Nate Eaton	Nate Eaton	Logan Porter	CJ Alexander	Clay Dungan	Tucker Bradley
6/7	@ Indianapolis	W, 9-7	Dairon Blanco	Samad Taylor	Tyler Gentry	Johan Camargo	Nate Eaton	Logan Porter	Brewer Hicklen	Clay Dungan	Angelo Castellano
6/8	@ Indianapolis	W, 15-7	Dairon Blanco	Samad Taylor	Tyler Gentry	Logan Porter	CJ Alexander	Brewer Hicklen	Clay Dungan	Angelo Castellano	Tucker Bradley
6/9	@ Indianapolis	W, 6-2	Dairon Blanco	Samad Taylor	Tyler Gentry	Johan Camargo	Logan Porter	CJ Alexander	Jackson Reetz	Brewer Hicklen	Angelo Castellano
6/10	@ Indianapolis	W, 11-4	Dairon Blanco	Samad Taylor	Tyler Gentry	Johan Camargo	Nate Eaton	Brewer Hicklen	Jackson Reetz	Clay Dungan	Tucker Bradley
6/13	COLUMBUS	W, 6-5	Samad Taylor	Kyle Isbel	Tyler Gentry	Johan Camargo	Logan Porter	Brewer Hicklen	Clay Dungan	Angelo Castellano	Tucker Bradley
6/14	COLUMBUS	W, 6-1	Samad Taylor	John Rave	Tyler Gentry	Johan Camargo	Logan Porter	Matt Beatz	Clay Dungan	Jermaine Palacios	Angelo Castellano
6/15	COLUMBUS	W, 4-2	Samad Taylor	Kyle Isbel	Tyler Gentry	Matt Beatz	Logan Porter	John Rave	Brewer Hicklen	Jermaine Palacios	Angelo Castellano
6/17	COLUMBUS	W, 13-4	Brewer Hicklen	Kyle Isbel	Tyler Gentry	Johan Camargo	Logan Porter	John Rave	Brewer Hicklen	Angelo Castellano	Tucker Bradley
6/18	COLUMBUS	W, 6-4	Nate Eaton	Kyle Isbel	Tyler Gentry	Logan Porter	Logan Porter	Clay Dungan	Angelo Castellano	Angelo Castellano	Tucker Bradley
6/20	@ Rochester	L, 5-4	Nate Eaton	Kyle Isbel	Tyler Gentry	Logan Porter	Johan Camargo	Brewer Hicklen	Clay Dungan	Angelo Castellano	Tucker Bradley
6/21	@ Rochester	W, 7-3	Brewer Hicklen	Clay Dungan	Tyler Gentry	Logan Porter	Nate Eaton	Jermaine Palacios	Angelo Castellano	Angelo Castellano	Tucker Bradley
6/22	@ Rochester	W, 5-4	Brewer Hicklen	Nate Eaton	Tyler Gentry	Clay Dungan	Clay Dungan	Jermaine Palacios	Angelo Castellano	Angelo Castellano	Tucker Bradley
6/23	@ Rochester	W, 4-2	Brewer Hicklen	Kyle Isbel	Tyler Gentry	Logan Porter	Clay Dungan	Jermaine Palacios	Angelo Castellano	Angelo Castellano	Tucker Bradley
6/24	@ Rochester	L, 3-2	Brewer Hicklen	Kyle Isbel	Tyler Gentry	Logan Porter	John Rave	Angelo Castellano	Angelo Castellano	Angelo Castellano	Tucker Bradley
6/28	@ Rochester	W, 7-3	John Rave	Kyle Isbel	Tyler Gentry	Logan Porter	Clay Dungan	Angelo Castellano	Angelo Castellano	Angelo Castellano	Tucker Bradley
6/29	IOWA	L, 1-8	Brewer Hicklen	John Rave	Tyler Gentry	Logan Porter	Nate Eaton	Angelo Castellano	Angelo Castellano	Angelo Castellano	Tucker Bradley
6/30	IOWA	W, 8-3	Brewer Hicklen	John Rave	Logan Porter	Nate Eaton	Tucker Bradley	Angelo Castellano	Angelo Castellano	Angelo Castellano	Tucker Bradley
7/2 [G1]	IOWA	W, 11-1 (7)	Brewer Hicklen	Michael Massey	John Rave	Nate Eaton	Tucker Bradley	Angelo Castellano	Angelo Castellano	Angelo Castellano	Tucker Bradley
7/3 [G2]	IOWA	L, 6-2 (7)	John Rave	Michael Massey	John Rave	Nate Eaton	Tucker Bradley	Angelo Castellano	Angelo Castellano	Angelo Castellano	Tucker Bradley
7/4	@ Gwinnett	L, 3-1	John Rave	Logan Porter	Michael Massey	Nate Eaton	Tucker Bradley	Angelo Castellano	Angelo Castellano	Angelo Castellano	Tucker Bradley
7/5	@ Gwinnett	L, 8-7 (10)	Tucker Bradley	John Rave	John Rave	Logan Porter	Clay Dungan	Angelo Castellano	Angelo Castellano	Angelo Castellano	Tucker Bradley
7/6	@ Gwinnett	L, 9-6	Samad Taylor	John Rave	John Rave	Logan Porter	Tucker Bradley	Angelo Castellano	Angelo Castellano	Angelo Castellano	Tucker Bradley
7/7	@ Gwinnett	L, 1-1	Samad Taylor	John Rave	John Rave	Logan Porter	Tucker Bradley	Angelo Castellano	Angelo Castellano	Angelo Castellano	Tucker Bradley
7/9	@ Gwinnett	L, 8-1	Clay Dungan	Nate Eaton	John Rave	Logan Porter	Tucker Bradley	Angelo Castellano	Angelo Castellano	Angelo Castellano	Tucker Bradley
7/14	INDIANAPOLIS	L, 13-5	Clay Dungan	Nate Eaton	John Rave	Logan Porter	Tucker Bradley	Angelo Castellano	Angelo Castellano	Angelo Castellano	Tucker Bradley
7/15	INDIANAPOLIS	W, 8-3	Brewer Hicklen	John Rave	Nick Loftin	Logan Porter	CJ Alexander	Nate Eaton	Angelo Castellano	Angelo Castellano	Tucker Bradley
7/16	INDIANAPOLIS	L, 7-1	Clay Dungan	Nick Loftin	John Rave	Logan Porter	CJ Alexander	Tucker Bradley	Angelo Castellano	Angelo Castellano	Tucker Bradley
7/18	ST. PAUL	W, 1-0	Tucker Bradley	Nick Loftin	John Rave	Logan Porter	CJ Alexander	Nate Eaton	Angelo Castellano	Angelo Castellano	Tucker Bradley
7/19	ST. PAUL	L, 9-4	Samad Taylor	Matt Beatz	John Rave	Logan Porter	CJ Alexander	Nick Loftin	Angelo Castellano	Angelo Castellano	Tucker Bradley
7/20	ST. PAUL	L, 6-5	Samad Taylor	Matt Beatz	Nick Loftin	Logan Porter	Nate Eaton	Tyler Gentry	Angelo Castellano	Angelo Castellano	Tucker Bradley
7/21	ST. PAUL	W, 5-4	Samad Taylor	John Rave	Logan Porter	CJ Alexander	Nate Eaton	Tyler Gentry	Angelo Castellano	Angelo Castellano	Tucker Bradley
7/22	ST. PAUL	L, 9-5	Samad Taylor	Matt Beatz	Nick Loftin	Logan Porter	Nate Eaton	Tyler Gentry	Angelo Castellano	Angelo Castellano	Tucker Bradley
7/23	ST. PAUL	W, 3-1	Samad Taylor	John Rave	Nick Loftin	Logan Porter	John Rave	Tyler Gentry	Angelo Castellano	Angelo Castellano	Tucker Bradley
7/25	@ Columbus	L, 10-2	Samad Taylor	Tucker Bradley	Logan Porter	John Rave	Nate Eaton	CJ Alexander	Angelo Castellano	Angelo Castellano	Tucker Bradley
7/26	@ Columbus	W, 5-2	Samad Taylor	John Rave	Nate Eaton	CJ Alexander	Brewer Hicklen	Clay Dungan	Angelo Castellano	Angelo Castellano	Tucker Bradley
7/27	@ Columbus	L, 7-1	Samad Taylor	John Rave	Nate Eaton	CJ Alexander	Tucker Bradley	Clay Dungan	Angelo Castellano	Angelo Castellano	Tucker Bradley
7/28	@ Columbus	W, 7-6	Clay Dungan	Matt Beatz	Nick Loftin	Logan Porter	John Rave	Nate Eaton	Angelo Castellano	Angelo Castellano	Tucker Bradley
7/29	@ Columbus	L, 6-3	Nate Eaton	Matt Beatz	Nick Loftin	John Rave	Tyler Gentry	Tucker Bradley	Angelo Castellano	Angelo Castellano	Tucker Bradley
7/30	@ Columbus	W, 7-5	Clay Dungan	Matt Beatz	Nick Loftin	Logan Porter	Nate Eaton	Tyler Gentry	Angelo Castellano	Angelo Castellano	Tucker Bradley
8/1	@ Louisville	L, 3-2	John Rave	Tucker Bradley	Nick Loftin	Logan Porter	Nate Eaton	Tyler Gentry	Angelo Castellano	Angelo Castellano	Tucker Bradley
8/2	@ Louisville	L, 1-1	John Rave	Nick Loftin	Nelson Velazquez	Logan Porter	Nate Eaton	CJ Alexander	Angelo Castellano	Angelo Castellano	Tucker Bradley
8/4	@ Louisville	L, 11-2	John Rave	Nick Loftin	Nelson Velazquez	Devin Mann	Logan Porter	Tyler Gentry	Angelo Castellano	Angelo Castellano	Tucker Bradley
8/5	@ Louisville	L, 8-3	John Rave	Nick Loftin	Clay Dungan	Devin Mann	Nelson Velazquez	Tyler Gentry	Angelo Castellano	Angelo Castellano	Tucker Bradley
8/6	@ Louisville	L, 5-1	Tucker Bradley	Nick Loftin	Clay Dungan	Devin Mann	Nelson Velazquez	Tyler Gentry	Angelo Castellano	Angelo Castellano	Tucker Bradley
8/7	@ Louisville	L, 6-4	Clay Dungan	Nick Loftin	Clay Dungan	Devin Mann	Nelson Velazquez	Tyler Gentry	Angelo Castellano	Angelo Castellano	Tucker Bradley
8/8	IOWA	L, 8-2	John Rave	Nick Loftin	Devin Mann	Tyler Gentry	Logan Porter	Nate Eaton	Angelo Castellano	Angelo Castellano	Tucker Bradley
8/9	IOWA	L, 20-1	John Rave	Nick Loftin	Devin Mann	Tyler Gentry	Logan Porter	Nelson Velazquez	Angelo Castellano	Angelo Castellano	Tucker Bradley
8/10	IOWA	L, 7-3	Brewer Hicklen	Nick Loftin	Devin Mann	Tyler Gentry	Logan Porter	Nate Eaton	Angelo Castellano	Angelo Castellano	Tucker Bradley
8/11	IOWA	L, 10-1	John Rave	Nick Loftin	Devin Mann	Tyler Gentry	Logan Porter	CJ Alexander	Angelo Castellano	Angelo Castellano	Tucker Bradley
8/12	IOWA	L, 7-4	Clay Dungan	Nick Loftin	Devin Mann	Tyler Gentry	Logan Porter	Brewer Hicklen	Angelo Castellano	Angelo Castellano	Tucker Bradley
8/15	@ Toledo	W, 11-8	Bubba Thompson	Edward Olivares	Nick Loftin	Devin Mann	John Rave	Tyler Gentry	Angelo Castellano	Angelo Castellano	Tucker Bradley
8/16	@ Toledo	L, 8-2	Bubba Thompson	Edward Olivares	Nick Loftin	Devin Mann	John Rave	Tyler Gentry	Angelo Castellano	Angelo Castellano	Tucker Bradley
8/17	@ Toledo	L, 4-0	Bubba Thompson	Edward Olivares	Nick Loftin	Nick Pratto	Devin Mann	John Rave	Angelo Castellano	Angelo Castellano	Tucker Bradley
8/18	@ Toledo	L, 4-0	Clay Dungan	Edward Olivares	Nick Loftin	Nick Pratto	Nick Pratto	John Rave	Angelo Castellano	Angelo Castellano	Tucker Bradley
8/19	@ Toledo	W, 5-3	Bubba Thompson	Devin Mann	Nick Pratto	Nick Loftin	John Rave	Nate Eaton	Angelo Castellano	Angelo Castellano	Tucker Bradley
8/20	@ Toledo										
8/22	ST. PAUL										
8/23	ST. PAUL										
8/24	ST. PAUL										
8/25	ST. PAUL										
8/26	ST. PAUL										
8/27	ST. PAUL										
8/29	LOUISVILLE										
8/30	LOUISVILLE										
8/31	LOUISVILLE										
9/2	LOUISVILLE										
9/3	LOUISVILLE										
9/5	@ Iowa										
9/6	@ Iowa										
9/7	@ Iowa										
9/8	@ Iowa										



DATE	OPPONENT	RESULT	IP	H	R	ER	BB	SO	2B	3B	HR	TB	AVG	WHIP	WP	BK	HB	GIDP	IBB	TBF	SV	SVO	ERA (SEASON)	
3/31	@ Indianapolis	W 8-6	9.0	11	6	6	2	7	4	0	1	18	(.297)	(1.44)	0	1	2	1	0	40	1	1	6.00	
4/1	@ Indianapolis	W 12-1	9.0	5	3	3	5	10	8	0	0	16	(.185)	(0.78)	0	0	1	0	0	31	0	0	3.50	
4/2	@ Indianapolis	W 8-3	9.0	11	3	3	5	10	1	1	1	17	(.314)	(1.78)	0	0	0	3	0	40	0	0	3.33	
4/4	TOLEDO	L 9-2	9.0	12	9	9	6	5	10	6	0	17	(.324)	(1.78)	0	0	0	1	0	41	0	0	4.75	
4/5	TOLEDO	L 7-6	9.0	12	7	6	5	10	3	0	1	18	(.316)	(1.89)	1	0	0	2	0	43	0	1	5.00	
4/6	TOLEDO	L 8-5	9.0	10	8	8	8	12	3	0	3	22	(.286)	(2.00)	0	0	0	1	0	44	0	0	5.50	
4/7	TOLEDO	W 9-4	9.0	9	4	4	4	5	8	0	2	16	(.250)	(1.56)	1	0	1	0	0	42	0	0	5.29	
4/8	TOLEDO	W 13-8	9.0	13	8	7	4	8	2	0	0	15	(.317)	(1.89)	0	1	2	1	0	47	0	0	5.50	
4/9	TOLEDO	L 8-2	9.0	13	8	6	4	10	2	0	3	16	(.317)	(1.89)	0	1	1	1	0	46	0	0	5.56	
4/11	@ Iowa	L 9-6	8.0	7	9	9	6	7	10	2	0	16	(.266)	(1.75)	0	0	1	0	0	39	0	0	5.97	
4/12	@ Iowa	W 10-6	9.0	8	6	6	2	10	2	1	2	18	(.235)	(1.11)	0	0	1	1	0	37	0	0	5.97	
4/13	@ Iowa	L 14-1	9.0	15	14	12	4	8	7	0	2	28	(.375)	(2.38)	0	0	2	0	0	46	0	0	6.54	
4/14	@ Iowa	W 11-8	9.0	11	8	7	4	14	2	0	2	19	(.297)	(1.67)	1	0	2	0	1	45	1	1	6.57	
4/18	GWINNETT	L 4-1	9.0	7	4	4	6	9	0	1	0	8	(.207)	(1.33)	0	0	0	3	0	39	0	0	6.39	
4/19	GWINNETT	L 9-3	9.0	10	6	6	9	3	2	0	0	19	(.286)	(1.22)	0	0	0	1	1	36	0	0	5.94	
4/20	GWINNETT	L 9-3	9.0	10	9	6	5	7	1	1	1	16	(.286)	(1.67)	2	0	0	1	0	41	0	0	6.34	
4/21	GWINNETT	L 7-3	9.0	11	7	4	4	8	4	0	1	18	(.297)	(1.67)	4	1	0	2	0	42	0	0	6.20	
4/22	GWINNETT	L 5-2	9.0	10	5	4	5	5	1	0	1	14	(.294)	(1.67)	0	0	2	1	0	39	0	0	6.08	
4/23	@ Nashville	W 5-3	9.0	8	3	3	3	5	2	0	0	10	(.229)	(1.22)	2	0	0	1	0	39	1	1	5.91	
4/25	@ Nashville	L 8-3	8.0	11	8	8	3	5	2	1	2	21	(.333)	(1.75)	0	0	0	0	0	38	0	0	6.05	
4/26	@ Nashville	L 5-0	8.0	11	5	5	3	5	3	0	1	17	(.333)	(1.75)	0	0	0	0	0	37	0	0	6.03	
4/27	@ Nashville	W 2-1	9.0	6	1	1	5	10	1	0	0	8	(.200)	(1.22)	0	0	1	1	0	36	1	1	5.80	
4/28	@ Nashville	L 4-3	8.2	7	4	3	4	7	1	0	0	8	(.207)	(1.33)	0	0	0	3	0	34	0	1	5.68	
4/29	@ Nashville	L 6-5 (10)	9.1	13	6	5	5	9	7	2	0	18	(.325)	(2.04)	0	0	1	0	0	48	0	1	6.09	
4/30	@ Nashville	W 10-6	9.0	9	6	6	3	5	9	1	0	13	(.257)	(1.56)	3	0	1	0	0	42	0	1	5.66	
5/2	LOUISVILLE	L 10-4	9.0	14	10	10	5	8	1	0	1	18	(.368)	(2.11)	3	0	0	0	0	45	0	0	5.83	
5/3	LOUISVILLE	L 7-4	9.0	11	7	6	4	10	0	0	3	20	(.306)	(1.67)	0	0	1	1	0	41	0	0	5.84	
5/4	LOUISVILLE	L 12-10	9.0	13	12	10	3	12	10	3	1	34	(.333)	(1.89)	0	0	1	1	0	43	0	0	5.94	
5/5	LOUISVILLE	W 6-2	9.0	7	2	2	3	8	1	0	1	11	(.219)	(1.11)	0	0	0	0	0	36	1	1	5.85	
5/6	LOUISVILLE	W 11-9	9.0	13	9	9	3	9	4	0	2	23	(.342)	(1.78)	0	0	1	0	0	42	1	1	5.95	
5/7	LOUISVILLE	L 4-3	8.0	6	4	4	7	10	2	0	1	11	(.188)	(1.44)	1	1	0	0	0	39	0	1	5.89	
5/9	@ Scranton/WB	L 14-2	8.0	18	14	13	5	6	4	0	4	34	(.486)	(2.88)	0	0	2	4	0	45	0	0	6.14	
5/10	@ Scranton/WB	L 4-3	8.0	4	4	4	8	9	4	0	0	8	(.160)	(1.50)	0	0	1	2	0	34	0	0	6.09	
5/11	@ Scranton/WB	W 4-3 (11)	11.0	8	3	3	6	15	3	0	0	11	(.216)	(1.27)	1	0	1	1	2	44	0	1	5.96	
5/12	@ Scranton/WB	W 3-2	9.0	4	2	2	5	8	0	0	1	7	(.133)	(1.00)	0	0	0	0	0	35	1	1	5.85	
5/13	@ Scranton/WB	L 8-6	8.1	10	8	8	7	7	1	0	2	17	(.333)	(2.04)	1	0	1	2	0	38	0	1	5.92	
5/14	@ Scranton/WB	L 12-10	9.0	9	3	3	3	13	3	0	3	16	(.250)	(1.56)	0	0	0	0	0	41	1	2	5.84	
5/16	TOLEDO	W 8-2	9.0	12	9	7	3	11	3	0	3	24	(.308)	(1.67)	2	0	0	1	0	42	0	0	5.87	
5/17	TOLEDO	W 16-8	9.0	14	8	8	2	14	2	0	3	25	(.341)	(1.78)	1	0	0	0	0	43	0	0	5.92	
5/18	TOLEDO	W 9-0	9.0	3	0	0	4	7	2	0	0	4	(.107)	(0.78)	1	0	1	2	0	33	0	0	5.70	
5/19	TOLEDO	W 9-1	9.0	6	1	0	4	7	2	0	0	8	(.188)	(1.11)	1	0	0	1	0	36	0	0	5.63	
5/20	TOLEDO	W 4-1	8.0	4	1	0	5	8	1	0	0	5	(.179)	(1.44)	0	0	0	0	0	30	0	0	5.63	
5/21	TOLEDO	W 8-4	9.0	15	4	4	1	6	6	0	2	27	(.385)	(1.78)	0	0	2	2	0	42	0	0	5.56	
5/23	@ St. Paul	W 6-1	9.0	6	1	1	2	7	1	0	0	7	(.182)	(0.89)	0	0	0	0	0	35	0	0	5.45	
5/24	@ St. Paul	L 6-5	8.0	9	6	6	6	13	2	1	1	18	(.273)	(1.88)	0	0	0	0	0	39	0	0	5.48	
5/25	@ St. Paul	L 8-6	8.0	10	8	8	5	10	3	1	1	18	(.313)	(1.88)	0	0	0	0	0	41	0	1	5.48	
5/26	@ St. Paul	W 8-4	8.0	8	4	4	7	7	2	0	1	12	(.250)	(1.67)	0	0	1	1	0	40	1	1	5.48	
5/27	@ St. Paul	L 14-1	8.0	16	14	11	6	12	2	1	2	26	(.381)	(2.75)	0	0	1	0	0	48	0	0	5.58	
5/28	@ St. Paul	L 10-6	8.0	9	10	6	3	8	7	1	0	2	16	(.290)	(1.50)	0	0	1	0	0	36	0	1	5.60
5/30	MEMPHIS	L 10-4	9.0	6	6	6	9	8	1	0	2	13	(.194)	(1.67)	0	0	1	1	0	41	1	1	5.61	
5/31	MEMPHIS	L 10-9	10.0	11	9	9	10	11	1	0	0	9	(.282)	(1.67)	1	0	0	0	0	44	0	0	5.61	
6/1	MEMPHIS	L 12-6	10.0	11	12	12	11	8	2	0	3	22	(.297)	(2.44)	0	0	0	1	0	48	0	0	5.76	
6/2	MEMPHIS	W 10-9 (10)	10.0	12	9	7	7	10	2	0	1	17	(.300)	(1.90)	0	0	0	3	0	48	0	1	5.77	
6/3	MEMPHIS	L 4-2	9.0	6	4	3	1	9	1	0	1	10	(.176)	(0.78)	2	0	0	0	0	35	0	0	5.72	
6/4	MEMPHIS	L 6-5	9.0	9	6	6	7	12	0	1	0	13	(.257)	(1.78)	1	0	1	1	0	42	1	1	5.72	
6/6	@ Indianapolis	W 7-6	9.0	7	6	6	12	0	4	0	0	9	(.219)	(1.44)	0	0	1	0	0	40	1	1	5.66	
6/7	@ Indianapolis	W 9-7	9.0	10	7	7	4	13	3	1	1	18	(.286)	(1.56)	0	0	1	0	0	39	0	0	5.68	
6/8	@ Indianapolis	W 15-7	9.0	11	7	7	8	7	3	0	1	17	(.306)	(2.11)	0	0	0	1	0	44	0	0	5.70	
6/9	@ Indianapolis	W 6-2	9.0	8	2	2	5	12	1	0	1	12	(.216)	(1.00)	0	0	0	0	0	38	0	0	5.64	
6/10	@ Indianapolis	W 9-5	9.0	9	5	5	10	11	1	0	0	9	(.242)	(2.00)	0	0	0	0	0	39	1	1	5.62	
6/13	COLUMBUS	W 6-5	9.0	9	5	5	6	10	3	0	1	15	(.250)	(1.67)	1	0	1	0	0	43	1	2	5.62	
6/14	COLUMBUS	W 6-1	9.0	4	1	1	6	11	0	0	0	4	(.133)	(1.11)	0	0	1	0	0	38	0	0	5.54	
6/15	COLUMBUS	W 4-2	9.0	5	2	2	1	4	0	0	2	11	(.161)	(0.67)	0	0	1	1	0	33	1	1	5.49	
6/16	COLUMBUS	W 4-1	8.0	6	4	4	6	0	0	0	0	18	(.250)	(1.00)	0	0	0	3	0	41	0	0	5.42	
6/17	COLUMBUS	W 13-4	9.0	11	4	4	4	18	4	0	0	18	(.297)	(1.67)	0	0	1	1	0	41	0	0	5.37	
6/18	COLUMBUS	W 6-4	9.0	6	4	4	5	9	2	1	0	10	(.194)	(1.22)	2	0	0	0	0	37	1	1	5.37	
6/20	@ Rochester	L 5-4	8.0	7	5	5	5	13	1	0	1	11	(.233)	(1.50)	1	1	1	0	0	36	0	1	5.38	
6/21	@ Rochester	W 7-3	9.0	7	3	3	2	5	8	1	0	11	(.219)	(1.00)	1	0	0	0	0	36	0	0	5.33	
6/22	@ Rochester	W 8-4	9.0	8	4	4	6	8	1	0	3	18	(.229)	(1.44)	0	0	0	0	0	40	0	0	5.33	
6/23	@ Rochester	L 4-2	9.0	5	2	1	5	7	1	1	0	8	(.167)	(1.11)	0	0	2	2	0	38	1	1		

DATE	OPPONENT	RESULT	AB	R	H	TB	2B	3B	HR	XBH	RBI	BB	IBB	SO	SB	CS	HBP	SAC	SF	GIDP	LOB	AVG (SEASON)	
3/31	@ Indianapolis	W 8-6	40	8	12	16	2	1	0	2	8	9	0	12	3	0	0	0	0	0	14	300	
4/1	@ Indianapolis	W 12-1	42	12	16	24	2	1	0	2	12	9	0	10	3	0	0	0	0	2	14	341	
4/2	@ Indianapolis	W 8-3	39	8	12	22	1	0	3	4	8	4	0	5	2	0	1	0	0	0	9	331	
4/4	TOLEDO	L 9-2	29	2	6	18	1	0	1	3	2	4	0	10	1	1	0	0	0	4	6	307	
4/5	TOLEDO	L 9-6	34	6	7	15	0	1	2	3	3	4	0	12	2	1	0	0	1	1	4	293	
4/6	TOLEDO	W 8-5	32	5	9	12	1	0	1	2	3	3	0	11	0	0	0	0	1	1	4	282	
4/7	TOLEDO	W 9-4	34	9	12	18	3	0	1	4	8	4	0	11	0	0	0	0	1	1	6	292	
4/8	TOLEDO	W 13-8	36	13	12	26	2	0	4	6	13	5	0	9	0	0	0	0	0	0	4	297	
4/9	@ Iowa	L 8-2	33	2	6	11	2	0	1	3	2	6	0	12	0	0	2	0	0	0	12	285	
4/11	@ Iowa	L 9-6	38	6	10	20	4	0	8	6	6	1	0	6	0	0	0	0	0	1	6	283	
4/12	@ Iowa	W 10-6	38	10	12	29	5	0	4	9	10	3	0	9	1	1	0	0	0	0	5	286	
4/13	@ Iowa	L 14-1	31	1	6	12	3	0	1	4	1	1	0	4	0	0	0	0	0	1	4	279	
4/14	@ Iowa	W 11-8	38	11	11	14	3	0	0	3	10	7	0	7	5	1	2	0	1	0	10	280	
4/18	GWINNETH	L 4-1	31	1	7	10	3	0	0	3	1	3	0	7	0	1	0	0	0	1	3	277	
4/19	GWINNETH	L 4-1	31	2	6	14	2	0	2	4	2	3	0	7	2	0	0	0	0	1	5	272	
4/20	GWINNETH	L 9-3	27	3	3	4	1	0	0	1	3	11	0	10	2	0	0	0	2	1	10	264	
4/21	GWINNETH	L 7-3	35	3	9	13	1	0	1	2	3	4	0	8	1	0	0	0	0	1	9	264	
4/22	GWINNETH	L 5-2	27	3	4	8	3	0	0	2	5	4	0	8	0	1	0	0	0	3	2	259	
4/23	GWINNETH	W 8-5	31	5	12	15	3	0	0	2	5	4	0	7	6	1	0	0	0	0	6	267	
4/25	@ Nashville	L 8-3	29	3	5	6	1	0	0	1	3	3	0	12	0	0	1	0	0	2	3	261	
4/26	@ Nashville	L 5-0	30	0	4	5	1	0	0	1	0	2	0	7	3	0	0	0	0	2	5	255	
4/27	@ Nashville	W 2-1	33	2	5	13	2	0	1	3	2	2	0	11	2	0	1	0	0	1	3	255	
4/28	@ Nashville	L 4-3	37	3	5	5	0	0	1	0	0	8	0	9	0	0	0	0	0	1	3	251	
4/29	@ Nashville	L 6-5 (10)	30	5	8	15	4	0	0	6	4	4	0	8	0	0	0	0	0	2	3	247	
4/30	@ Nashville	W 10-6	34	10	11	23	3	0	3	6	10	7	0	9	3	0	1	1	3	1	9	253	
5/2	LOUISVILLE	L 10-4	33	4	6	9	1	1	0	2	4	7	0	10	0	1	1	0	0	1	10	250	
5/3	LOUISVILLE	L 7-4	34	4	10	13	3	0	0	3	4	2	0	6	0	0	0	0	0	3	5	252	
5/4	LOUISVILLE	L 12-10	40	10	11	17	3	0	1	3	8	4	0	6	6	0	0	0	0	1	9	250	
5/5	LOUISVILLE	W 6-2	30	6	5	12	1	0	2	3	6	3	0	10	3	0	0	0	0	0	3	250	
5/6	LOUISVILLE	W 11-9	31	11	12	16	1	0	1	2	10	6	0	6	2	1	4	1	1	0	8	254	
5/7	LOUISVILLE	L 4-3	35	3	8	17	1	1	2	4	3	2	0	10	2	0	0	0	0	0	7	253	
5/9	@ Scranton/WB	L 14-2	31	2	4	8	1	1	1	2	2	0	0	8	3	0	0	0	0	1	2	250	
5/10	@ Scranton/WB	L 4-3	30	3	5	11	1	0	1	2	1	0	0	9	3	0	0	0	0	1	0	2	249
5/11	@ Scranton/WB	W 4-3 (11)	36	4	4	8	1	0	1	2	2	7	0	9	3	0	1	0	0	2	6	243	
5/12	@ Scranton/WB	W 3-2	32	3	8	10	2	0	0	2	3	2	0	7	1	1	0	0	1	0	5	243	
5/13	@ Scranton/WB	L 8-6	37	6	14	21	4	2	1	5	6	1	0	8	2	1	1	0	0	0	6	248	
5/16	TOLEDO	W 6-2	36	6	7	20	2	1	3	6	2	1	0	12	2	0	0	0	0	0	6	247	
5/17	TOLEDO	W 16-8	41	16	18	34	7	0	3	10	15	5	0	9	3	0	2	0	0	1	8	253	
5/18	TOLEDO	W 9-0	36	9	14	20	3	0	1	4	9	4	0	7	0	0	1	0	0	2	9	256	
5/19	TOLEDO	W 9-1	32	9	12	18	4	1	0	5	8	8	0	7	5	0	1	0	0	0	8	259	
5/20	TOLEDO	W 7-1	29	7	2	7	0	0	0	1	7	6	0	6	2	0	0	0	0	0	8	255	
5/21	TOLEDO	W 8-4	35	8	12	28	2	1	4	7	7	6	0	6	2	0	0	0	0	1	9	257	
5/23	@ St. Paul	W 6-1	35	6	10	18	5	0	1	6	6	4	0	11	0	0	0	0	1	2	7	258	
5/24	@ St. Paul	L 6-5	38	5	11	15	1	0	1	2	5	6	0	12	1	1	2	0	0	1	12	259	
5/25	@ St. Paul	L 8-6	36	6	10	16	3	0	1	4	6	7	0	7	6	0	0	0	0	1	12	259	
5/26	@ St. Paul	L 9-4	32	6	9	13	1	0	0	1	3	8	0	7	7	0	0	0	0	2	8	259	
5/27	@ St. Paul	L 14-1	28	1	6	9	0	0	1	1	1	7	0	8	0	2	1	0	0	4	8	258	
5/28	@ St. Paul	L 10-6	34	6	11	24	1	0	1	5	3	0	0	5	2	0	0	0	0	4	4	260	
5/30	MEMPHIS	L 7-4	34	7	12	14	1	1	0	2	7	3	0	10	3	0	1	0	0	1	6	261	
5/31	MEMPHIS	L 9-4	37	4	9	9	0	0	0	0	0	3	0	10	3	0	1	0	0	1	3	261	
6/1	MEMPHIS	L 12-6	34	6	9	20	2	0	3	5	6	6	0	10	1	0	1	0	0	2	8	261	
6/2	MEMPHIS	W 10-9 (10)	40	10	13	20	4	0	1	5	9	3	0	8	4	1	0	2	1	0	8	263	
6/3	MEMPHIS	L 4-2	31	2	6	7	1	0	0	1	6	0	0	11	0	0	0	0	0	1	8	261	
6/4	@ Indianapolis	L 6-5	37	5	12	13	2	0	0	1	4	2	0	8	2	0	0	0	0	4	2	11	263
6/6	@ Indianapolis	L 7-6	32	4	8	13	2	0	0	4	2	8	0	5	5	1	0	0	1	0	5	265	
6/7	@ Indianapolis	W 9-7	33	9	10	16	3	0	1	4	9	10	0	7	5	0	1	0	2	2	10	263	
6/8	@ Indianapolis	W 15-7	36	15	12	18	3	0	1	4	15	11	0	11	4	0	0	0	3	0	8	264	
6/9	@ Indianapolis	W 6-2	39	6	12	19	1	0	1	4	6	0	0	8	2	0	1	0	0	0	7	266	
6/10	@ Indianapolis	W 8-7	37	8	12	18	3	0	0	8	8	10	0	8	5	0	0	0	0	0	13	266	
6/13	COLUMBUS	W 6-5	29	6	13	14	1	0	2	3	6	4	0	10	2	0	1	0	0	1	4	266	
6/14	COLUMBUS	W 6-1	26	6	5	16	2	0	3	5	6	6	0	7	2	0	1	1	1	0	5	265	
6/15	COLUMBUS	W 4-2	29	4	6	10	0	1	0	1	4	3	0	8	0	0	1	0	0	1	0	5	265
6/16	COLUMBUS	W 4-1	30	4	10	18	5	0	1	6	4	3	0	7	0	0	0	0	0	1	5	266	
6/17	COLUMBUS	W 13-4	37	13	15	23	2	0	2	6	13	9	0	10	0	0	0	0	0	1	10	270	
6/18	COLUMBUS	W 6-4	34	6	13	23	4	0	2	6	6	1	0	7	1	0	2	0	0	1	7	270	
6/20	@ Rochester	L 5-4	31	4	7	8	1	0	0	1	4	7	0	10	0	2	0	0	1	1	8	269	
6/21	@ Rochester	W 7-3	35	7	11	13	3	0	0	3	7	6	0	8	0	0	0	0	0	2	7	269	
6/22	@ Rochester	L 6-4	37	8	11	14	3	0	1	4	7	3	0	12	2	0	0	0	0	1	7	270	
6/23	@ Rochester	W 4-2	33	4	7	12	2	0	1	3	3	2	0	8	0	0	1	1	0	0	6	269	
6/24	@ Rochester	L 3-2	30	2	5	11	1	1	1	3	2	6	0	11	1	0	0	1	0	1	8	268	
6/25	@ Rochester	W 7-3	33	7	9	10	1	0	0	1	6	7	0	10	3	1	0	2	1	1	5	268	
6/28	IOWA	L 9-2	30	2	5	6	1	0	0	1	2	3	0	9	1	0	0	1	0	2	1	5	267
6/29	IOWA	W 8-3	34	8	12	28	5	1	3	9	8	7	0	11	1	0	0	0	0	0	11	268	
6/30	IOWA	L 6-5	37	5	9	12	3	0	0	3	3	4	0	12	1	0	1	0	0	1	10	267	
7/2 [G1]	IOWA	W 11-1 (7)	31	11	16	27	5	0	2	7	11	3	0	7	0	0	1	0	0	2	6	270	
7/2 [G2]	IOWA	L 6-2 (7)	26	2	6	11	2	0	1	3	1	0	0	7	1	1	0	0	0	0	3	270	
7/3	IOWA	L 7-6	32	6	9	9	1	0	0	1	5	6</											



## HITTING

SERIES	OPPONENT	DATES	AVG	G	AB	R	H	TB	2B	3B	HR	RBI	BB	IBB	SO	SB	CS	OBP	SLG	OPS	PA	SAC	SF	HBP	GIDP
SERIES 1	@ Indianapolis	3/31 - 4/2	.331	3	121	28	40	62	5	1	5	28	19	0	27	10	0	.420	.512	.932	143	0	2	1	0
SERIES 2	TOLEDO	4/4 - 4/9	.258	6	198	37	51	100	9	2	12	34	28	0	61	5	2	.355	.505	.860	231	0	2	3	7
SERIES 3	@ Iowa	4/11 - 4/16	.269	4	145	28	39	75	15	0	7	27	12	0	26	6	2	.335	.517	.852	161	0	1	3	1
SERIES 4	GWINNETT	4/18 - 4/23	.225	6	182	16	41	64	11	0	4	16	29	0	50	11	3	.330	.352	.682	215	0	3	1	7
SERIES 5	@ Nashville	4/25 - 4/30	.212	6	193	23	41	67	11	0	5	21	20	0	52	11	1	.292	.347	.639	220	1	3	3	9
SERIES 6	LOUISVILLE	5/2 - 5/7	.256	6	203	38	52	84	10	2	6	35	24	0	48	13	2	.349	.414	.763	236	1	2	6	4
SERIES 7	@ Scranton/WB	5/9 - 5/14	.211	6	199	24	42	78	11	2	7	20	20	0	50	12	4	.290	.392	.682	224	0	2	3	3
SERIES 8	TOLEDO	5/16 - 5/21	.321	6	209	45	67	112	17	2	8	42	38	0	56	14	1	.433	.536	.969	252	0	1	4	5
SERIES 9	@ St. Paul	5/23 - 5/28	.276	6	203	30	56	79	11	0	4	26	35	0	49	16	4	.391	.389	.780	243	0	1	4	14
SERIES 10	MEMPHIS	5/30 - 6/4	.286	6	213	34	61	93	12	1	6	28	24	0	52	10	3	.365	.437	.802	243	2	1	3	7
SERIES 11	@ Indianapolis	6/6 - 6/11	.311	5	177	43	55	84	14	0	5	42	33	1	39	21	1	.414	.475	.889	221	1	7	3	3
SERIES 12	COLUMBUS	6/13 - 6/18	.303	6	185	39	56	102	14	1	10	39	26	0	49	7	1	.397	.551	.948	220	1	3	5	4
SERIES 13	@ Rochester	6/20 - 6/25	.246	6	199	32	49	70	10	1	3	28	31	0	59	6	3	.349	.352	.701	237	2	3	2	6
SERIES 14	IOWA	6/28 - 7/3	.279	6	190	34	53	93	17	1	7	30	23	1	57	5	2	.364	.489	.853	218	1	1	3	4
SERIES 15	@ Gwinnett	7/4 - 7/9	.250	5	168	22	42	73	12	2	5	21	20	0	44	10	3	.325	.435	.760	191	0	3	0	3
SERIES 16	INDIANAPOLIS	7/14 - 7/16	.280	3	107	17	30	56	2	0	8	16	12	0	24	1	0	.364	.523	.887	121	0	0	2	1
SERIES 17	ST. PAUL	7/18 - 7/23	.254	6	193	26	49	75	12	4	2	25	23	2	39	7	1	.336	.389	.725	220	0	2	2	3
SERIES 18	@ Columbus	7/25 - 7/30	.230	6	200	29	46	84	8	0	10	27	38	0	43	3	4	.357	.420	.777	244	0	3	3	2
SERIES 19	@ Louisville	8/1 - 8/6	.184	6	190	16	35	50	4	1	3	14	27	0	46	8	2	.291	.263	.554	220	0	1	2	5
SERIES 20	IOWA	8/8 - 8/13	.199	5	161	14	32	65	4	1	9	14	22	0	52	2	1	.299	.404	.703	184	0	0	1	6
SERIES 21	@ Toledo	8/15 - 8/20																							
SERIES 22	ST. PAUL	8/22 - 8/27																							
SERIES 23	LOUISVILLE	8/29 - 9/3																							
SERIES 24	@ Iowa	9/5 - 9/10																							
SERIES 25	INDIANAPOLIS	9/12 - 9/17																							
SERIES 26	@ Columbus	9/19 - 9/24																							

## PITCHING

SERIES	OPPONENT	DATES	W	L	ERA	G	GS	CG	SHO	GF	HLD	SV	SVO	IP	H	R	ER	HR	HB	BB	IBB	SO	AVG	WP	BK	GIDP
SERIES 1	@ Indianapolis	3/31 - 4/2	3	0	3.33	3	3	0	0	3	0	1	1	27.0	27	10	10	2	3	9	0	25	.273	0	1	9
SERIES 2	TOLEDO	4/4 - 4/9	2	4	6.67	6	6	0	0	6	0	0	1	54.0	69	44	40	11	4	30	0	56	.303	2	1	6
SERIES 3	@ Iowa	4/11 - 4/16	2	2	9.00	4	4	0	0	4	2	1	1	34.0	41	37	34	8	6	17	1	42	.289	1	0	1
SERIES 4	GWINNETT	4/18 - 4/23	1	5	4.50	6	6	0	0	6	3	1	1	54.0	55	34	27	5	2	24	0	39	.268	10	1	6
SERIES 5	@ Nashville	4/25 - 4/30	2	4	4.85	6	6	0	0	6	6	1	4	52.0	57	30	28	5	3	26	0	43	.284	3	0	4
SERIES 6	LOUISVILLE	5/2 - 5/7	2	4	6.83	6	6	0	0	6	3	2	3	54.0	64	44	41	14	2	26	0	53	.298	4	1	2
SERIES 7	@ Scranton/WB	5/9 - 5/14	3	3	5.57	6	6	0	0	6	7	2	5	53.1	53	34	33	10	5	36	2	58	.272	3	0	9
SERIES 8	TOLEDO	5/16 - 5/21	4	2	3.83	6	6	0	1	6	3	0	0	54.0	55	26	23	8	5	22	0	55	.266	5	0	7
SERIES 9	@ St. Paul	5/23 - 5/28	2	4	5.94	6	6	0	0	6	1	1	3	50.0	58	43	33	6	3	29	0	51	.286	0	0	2
SERIES 10	MEMPHIS	5/30 - 6/4	2	4	6.71	6	6	0	0	6	4	1	3	55.0	55	46	41	13	0	39	0	56	.255	4	0	6
SERIES 11	@ Indianapolis	6/6 - 6/11	5	0	4.60	5	5	0	0	5	2	2	2	45.0	44	23	23	3	1	29	0	55	.254	1	0	4
SERIES 12	COLUMBUS	6/13 - 6/18	6	0	2.83	6	6	0	0	6	6	3	4	54.0	41	17	17	5	3	25	0	47	.209	4	0	5
SERIES 13	@ Rochester	6/20 - 6/25	4	2	3.10	6	6	0	0	6	7	1	2	52.1	46	20	18	7	3	26	1	51	.234	4	1	2
SERIES 14	IOWA	6/28 - 7/3	2	4	5.58	6	6	0	0	6	1	0	1	50.0	41	32	31	10	0	31	0	58	.225	1	0	5
SERIES 15	@ Gwinnett	7/4 - 7/9	1	4	5.14	5	5	0	0	5	1	1	4	42.0	35	29	24	5	3	27	1	41	.227	1	0	3
SERIES 16	INDIANAPOLIS	7/14 - 7/16	1	2	9.00	3	3	0	0	3	0	0	0	27.0	36	27	27	8	1	22	1	30	.330	2	0	3
SERIES 17	ST. PAUL	7/18 - 7/23	4	2	4.17	6	6	0	1	6	0	1	1	54.0	41	25	25	6	8	26	0	49	.210	5	1	2
SERIES 18	@ Columbus	7/25 - 7/30	4	2	5.19	6	6	0	0	6	4	3	3	52.0	47	31	30	9	0	27	0	53	.239	3	0	4
SERIES 19	@ Louisville	8/1 - 8/6	0	6	6.39	6	6	0	0	6	2	0	2	49.1	55	37	35	5	6	32	2	49	.284	1	0	2
SERIES 20	IOWA	8/8 - 8/13	0	5	9.80	5	5	0	0	5	1	0	2	45.0	57	54	49	15	3	38	0	51	.302	2	0	3
SERIES 21	@ Toledo	8/15 - 8/20																								
SERIES 22	ST. PAUL	8/22 - 8/27																								
SERIES 23	LOUISVILLE	8/29 - 9/3																								
SERIES 24	@ Iowa	9/5 - 9/10																								
SERIES 25	INDIANAPOLIS	9/12 - 9/17																								
SERIES 26	@ Columbus	9/19 - 9/24																								

 SERIES WINS: 7 (3 at Home, 4 on Road)

 SERIES LOSSES: 11 (7 at Home, 4 on Road)

 SERIES SPLITS: 2 (2 on Road)

## STARTING PITCHERS

SERIES	OPPONENT	DATES	W	L	ERA	G	CG	SHO	IP	H	R	ER	2B	3B	HR	TB	BB	IBB	SO	WHIP	AVG	HBP	WP	BK	GDP	K/BB	NP	NS	TBF
SERIES 1	@ Indianapolis	3/31 - 4/2	0	0	6.55	3	0	0	11.0	13	8	8	2	1	2	23	4	0	13	1.55	.295	2	0	0	2	3.25	187	118	50
SERIES 2	TOLEDO	4/4 - 4/9	1	3	4.97	6	0	0	25.1	31	16	14	7	1	4	52	12	0	22	1.70	.290	0	1	0	3	1.83	484	299	120
SERIES 3	@ Iowa	4/11 - 4/16	0	2	17.51	4	0	0	12.1	20	24	24	6	0	7	47	10	0	16	2.43	.357	1	0	0	1	1.60	280	170	68
SERIES 4	GWINNETT	4/18 - 4/23	1	2	3.55	6	0	0	33.0	29	17	13	6	2	2	45	14	0	21	1.30	.246	0	3	0	5	1.50	514	321	137
SERIES 5	@ Nashville	4/25 - 4/30	1	2	5.23	6	0	0	31.0	32	18	18	8	1	4	54	11	0	20	1.39	.274	1	1	0	2	1.82	534	348	132
SERIES 6	LOUISVILLE	5/2 - 5/7	1	3	8.13	6	0	0	27.2	37	25	25	5	1	10	74	9	0	21	1.66	.325	1	0	0	1	2.33	478	308	125
SERIES 7	@ Scranton/WB	5/9 - 5/14	1	1	5.92	6	0	0	24.1	28	16	16	8	0	5	51	15	0	24	1.77	.298	2	0	0	2	1.60	458	279	111
SERIES 8	TOLEDO	5/16 - 5/21	1	1	5.26	6	0	0	25.2	32	15	15	9	0	6	59	12	0	20	1.71	.311	1	2	0	4	1.67	456	271	116
SERIES 9	@ St. Paul	5/23 - 5/28	2	1	3.33	6	0	0	27.0	26	10	10	5	0	0	31	10	0	21	1.33	.255	0	0	0	2	2.10	432	278	112
SERIES 10	MEMPHIS	5/30 - 6/4	1	2	6.00	6	0	0	30.0	33	23	20	6	1	10	71	14	0	29	1.57	.277	0	2	0	3	2.07	555	336	135
SERIES 11	@ Indianapolis	6/6 - 6/11	3	0	5.25	5	0	0	24.0	24	14	14	5	2	3	42	13	0	27	1.54	.258	1	0	0	2	2.08	419	253	107
SERIES 12	COLUMBUS	6/13 - 6/18	4	0	2.35	6	0	0	30.2	23	8	8	2	0	5	40	13	0	16	1.17	.211	2	1	0	5	1.23	463	288	125
SERIES 13	@ Rochester	6/20 - 6/25	3	0	2.79	6	0	0	29.0	29	11	9	6	0	5	50	7	0	25	1.24	.261	1	1	1	2	3.57	491	324	123
SERIES 14	IOWA	6/28 - 7/3	0	2	5.54	6	0	0	26.0	24	16	16	5	1	6	49	12	0	28	1.38	.250	0	0	0	3	2.33	425	263	108
SERIES 15	@ Gwinnett	7/4 - 7/9	1	0	0.86	5	0	0	21.0	15	2	2	3	0	0	18	6	0	24	1.00	.203	0	0	0	2	4.00	323	204	81
SERIES 16	INDIANAPOLIS	7/14 - 7/16	0	1	11.05	3	0	0	7.1	11	9	9	4	0	3	24	7	0	4	2.45	.367	1	0	0	2	0.57	154	89	38
SERIES 17	ST. PAUL	7/18 - 7/23	0	1	3.95	6	0	0	27.1	26	12	12	7	0	2	39	11	0	26	1.35	.245	2	2	0	1	2.36	495	314	119
SERIES 18	@ Columbus	7/25 - 7/30	3	2	4.26	6	0	0	31.2	25	15	15	2	0	7	48	12	0	24	1.17	.214	0	0	0	2	2.00	512	325	130
SERIES 19	@ Louisville	8/1 - 8/6	0	3	9.31	6	0	0	19.1	21	21	20	3	1	4	38	14	0	22	1.81	.266	2	1	0	0	1.57	381	325	97
SERIES 20	IOWA	8/8 - 8/13	0	1	6.30	5	0	0	20.0	18	14	14	5	0	7	44	14	0	27	1.60	.240	0	0	0	1	1.93	382	228	90
SERIES 21	@ Toledo	8/15 - 8/20																											
SERIES 22	ST. PAUL	8/22 - 8/27																											
SERIES 23	LOUISVILLE	8/29 - 9/3																											
SERIES 24	@ Iowa	9/5 - 9/10																											
SERIES 25	INDIANAPOLIS	9/12 - 9/17																											
SERIES 26	@ Columbus	9/19 - 9/24																											

## RELIEVERS

SERIES	OPPONENT	DATES	W	L	ERA	G	HLD	SV	SVO	IP	H	R	ER	2B	3B	HR	TB	BB	IBB	SO	WHIP	AVG	HBP	WP	BK	GDP	K/BB	NP	NS	TBF	IR	IRS
SERIES 1	@ Indianapolis	3/31 - 4/2	3	0	1.13	3	0	1	1	16.0	14	2	2	4	0	0	18	5	0	12	1.19	.255	1	0	1	7	2.40	218	132	61	1	1
SERIES 2	TOLEDO	4/4 - 4/9	1	1	8.16	6	0	0	1	28.2	38	28	26	9	1	7	70	18	0	34	1.95	.314	4	1	1	3	1.89	579	345	143	7	5
SERIES 3	@ Iowa	4/11 - 4/16	2	0	4.15	4	2	1	1	21.2	21	13	10	8	1	1	34	7	1	26	1.29	.244	5	1	0	0	3.71	374	229	99	4	4
SERIES 4	GWINNETT	4/18 - 4/23	0	3	6.00	6	3	1	1	21.0	26	17	14	5	0	3	40	10	0	18	1.71	.299	2	7	1	1	1.80	379	235	102	5	4
SERIES 5	@ Nashville	4/25 - 4/30	1	2	4.29	6	6	1	4	21.0	25	12	10	2	0	1	30	15	0	23	1.90	.298	2	2	0	2	1.53	414	237	103	14	3
SERIES 6	LOUISVILLE	5/2 - 5/7	1	1	5.47	6	3	2	3	26.1	27	19	16	4	0	4	43	17	0	32	1.67	.267	1	4	1	1	1.88	489	293	121	9	5
SERIES 7	@ Scranton/WB	5/9 - 5/14	2	2	5.28	6	7	2	5	29.0	25	18	17	2	0	5	42	21	2	34	1.59	.248	3	3	0	7	1.62	538	318	126	12	3
SERIES 8	TOLEDO	5/16 - 5/21	3	1	2.54	6	3	0	0	28.1	23	11	8	5	0	2	34	10	0	35	1.16	.221	4	3	0	3	3.50	503	303	119	10	3
SERIES 9	@ St. Paul	5/23 - 5/28	0	3	9.00	6	1	1	3	23.0	32	33	23	5	2	6	59	19	0	30	2.22	.317	3	0	0	0	1.58	498	285	124	8	5
SERIES 10	MEMPHIS	5/30 - 6/4	1	2	7.56	6	4	1	3	25.0	22	23	21	3	0	3	34	25	0	27	1.88	.227	0	2	0	3	1.08	528	308	123	18	9
SERIES 11	@ Indianapolis	6/6 - 6/11	2	0	3.86	5	2	2	2	21.0	20	9	9	3	0	0	23	16	0	28	1.71	.250	0	1	0	2	1.75	388	237	98	14	2
SERIES 12	COLUMBUS	6/13 - 6/18	2	0	3.47	6	6	3	4	23.1	18	9	9	4	1	0	24	12	0	31	1.29	.207	1	3	0	0	2.58	385	252	101	9	3
SERIES 13	@ Rochester	6/20 - 6/25	1	2	3.47	6	7	1	2	23.1	17	9	9	4	1	2	29	19	1	26	1.54	.198	2	3	0	0	1.37	429	255	108	5	0
SERIES 14	IOWA	6/28 - 7/3	2	2	5.63	6	1	0	1	24.0	17	16	15	2	0	4	31	19	0	30	1.50	.198	0	1	0	2	1.58	434	247	107	12	2
SERIES 15	@ Gwinnett	7/4 - 7/9	0	4	9.43	5	1	1	4	21.0	20	27	22	4	0	5	39	21	1	17	1.95	.250	3	1	0	1	0.81	410	227	105	12	7
SERIES 16	INDIANAPOLIS	7/14 - 7/16	1	1	8.24	3	0	0	0	19.2	25	18	18	6	0	5	46	15	1	26	2.03	.316	0	2	0	1	1.73	388	235	96	4	1
SERIES 17	ST. PAUL	7/18 - 7/23	4	1	4.39	6	0	1	1	26.2	15	13	13	2	0	4	29	15	0	23	1.13	.169	6	3	1	1	1.53	433	256	112	15	7
SERIES 18	@ Columbus	7/25 - 7/30	1	0	6.64	6	4	3	3	20.1	22	16	15	3	1	2	33	15	0	29	1.82	.275	0	3	0	2	1.93	421	248	96	11	4
SERIES 19	@ Louisville	8/1 - 8/6	0	3	4.50	6	2	0	2	30.0	34	16	15	9	0	1	46	18	2	27	1.73	.296	4	0	0	2	1.50	570	333	139	10	5
SERIES 20	IOWA	8/8 - 8/13	0	4	12.60	5	1	0	2	25.0	39	40	35	6	1	8	71	24	0	24	2.52	.342	3	2	0	2	1.00	559	318	141	8	5
SERIES 21	@ Toledo	8/15 - 8/20																														
SERIES 22	ST. PAUL	8/22 - 8/27																														
SERIES 23	LOUISVILLE	8/29 - 9/3																														
SERIES 24	@ Iowa	9/5 - 9/10																														
SERIES 25	INDIANAPOLIS	9/12 - 9/17																														
SERIES 26	@ Columbus	9/19 - 9/24																														



## 2023 STORM CHASER QUALITY STARTS (17)

STARTER (# IN 2023)	GAME	DEC	IP	H	R	ER	HR	HB	BB	IBB	SO	WP	BK	GIDP	TBF	% K/BF	NP-S	S%	FPS	FPS%	P/IP	CATCHER	
1.	Jonathan Heasley (1)	4/7 vs. Toledo	W	6.0	6	2	2	1	0	2	0	5	0	0	0	26	19.2%	92 - 61	66.30%	19	73.08%	15.33	Fermin
2.	Mike Mayers (1)	4/18 vs. Gwinnett	—	6.0	3	1	1	0	0	2	0	2	0	0	0	23	8.7%	82 - 54	65.85%	13	56.52%	13.67	Fermin
3.	Jonathan Heasley (2)	4/19 vs. Gwinnett	L	7.0	7	3	3	1	0	0	0	7	0	0	1	26	26.9%	95 - 60	63.16%	15	57.69%	13.57	Porter
4.	Austin Cox (1)	4/27 @ Nashville	W	6.0	4	0	0	0	0	3	0	5	0	0	1	22	22.7%	101 - 62	61.39%	12	54.55%	16.83	Reetz
5.	Drew Parrish (1)	4/28 @ Nashville	—	6.0	1	0	0	0	0	2	0	5	0	0	1	20	25.0%	90 - 56	62.22%	6	30.00%	15.00	Porter
6.	Mike Mayers (2)	5/5 vs. Louisville	W	6.0	4	1	1	1	0	1	0	5	0	0	0	22	22.7%	79 - 55	69.62%	14	63.64%	13.17	Reetz
7.	Daniel Lynch (1)	5/23 @ St. Paul	W	6.0	3	0	0	0	0	0	0	5	0	0	0	21	23.8%	61 - 47	77.05%	14	66.67%	10.17	Porter
8.	Max Castillo (1)	5/28 @ St. Paul	—	6.0	4	1	1	0	0	0	0	4	0	0	0	21	19.0%	69 - 46	66.67%	12	57.14%	11.50	Reetz
9.	Max Castillo (2)	6/9 @ Indianapolis	W	6.0	4	1	1	1	0	1	0	8	0	0	0	25	32.0%	89 - 61	68.54%	16	64.00%	14.83	Reetz
10.	Jonathan Heasley (3)	6/13 vs. Columbus	—	6.0	5	2	2	1	0	2	0	4	1	0	0	25	16.0%	93 - 57	61.29%	15	60.00%	15.50	Reetz
11.	Max Castillo (3)	6/15 vs. Columbus	W	6.0	4	2	2	2	1	0	0	0	0	0	1	21	0.0%	75 - 51	68.00%	14	66.67%	12.50	Porter
12.	Anthony Veneziano (1)	6/16 vs. Columbus	W	6.1	3	0	0	0	0	3	0	2	0	0	3	23	8.7%	87 - 56	64.37%	14	60.87%	13.74	Briceño
13.	Max Castillo (4)	6/30 vs. Iowa	—	6.0	3	3	3	2	0	3	0	2	0	0	1	23	8.7%	89 - 52	58.43%	14	60.87%	14.83	Briceño
14.	Ryan Yarbrough (1)	7/4 @ Gwinnett	—	6.0	3	0	0	0	0	1	0	6	0	0	1	21	28.6%	81 - 50	61.73%	14	66.67%	13.50	Briceño
15.	Anthony Veneziano (2)	7/23 vs. St. Paul	—	6.0	4	1	1	0	1	0	0	5	0	0	0	23	28.6%	81 - 56	69.14%	15	65.22%	13.50	Porter
16.	Angel Zerpa (1)	7/26 @ Columbus	—	6.1	3	1	1	0	0	2	0	1	0	0	1	23	28.6%	92 - 59	64.13%	17	73.91%	14.53	Briceño
17.	Anthony Veneziano (3)	8/10 vs. Iowa	—	6.0	3	0	0	0	0	2	0	10	0	0	0	22	45.5%	104 - 69	66.35%	15	68.18%	17.33	Briceño

## 2023 REHAB ASSIGNMENTS WITH OMAHA (11)

### HITTING

PLAYER	INJURY	DATES	AVG	G	AB	R	H	TB	2B	3B	HR	RBI	BB	IBB	SO	SB	CS	OBP	SLG	OPS	PA	SAC	SF	HBP	GIDP
Drew Waters	Left oblique strain	May 9 - 24	.327	13	52	12	17	33	6	2	2	6	6	0	13	2	0	.397	.635	1.032	58	0	0	0	3
Nicky Lopez	Appendicitis	May 16 - 20	.300	3	10	1	3	4	1	0	0	1	3	0	1	1	0	.462	.400	.862	13	0	0	0	0
Kyle Isbel	Left hamstring strain	June 13 - 25	.290	9	31	7	9	17	2	0	2	6	6	0	6	0	0	.405	.548	.953	37	0	0	0	2
Michael Massey	Left hand laceration	June 30 - July 3	.182	3	11	2	2	3	1	0	0	0	1	0	3	0	0	.250	.273	.523	12	0	0	0	0
Matt Beaty	Concussion	July 19 - July 30	.250	6	20	1	5	8	0	0	1	1	2	0	0	0	0	.348	.400	.748	23	0	0	1	0
Nick Pratto	Left groin strain	August 17 - PRES.	.182	3	11	1	2	2	0	0	0	1	0	0	7	0	0	.182	.182	.364	11	0	0	0	0

### PITCHING

PLAYER	INJURY	DATES	W	L	ERA	G	GS	CG	SHO	GF	HLD	SV	SVO	IP	H	R	ER	HR	HB	BB	IBB	SO	AVG	WP	BK	GIDP	TBF
Daniel Lynch	Left rotator cuff strain	May 7 - 23	2	0	3.50	4	4	0	0	0	0	0	0	18.0	19	7	7	3	0	3	0	18	.264	1	0	0	75
Amir Garrett	Left elbow valgus extension overload	June 22 - 28	0	0	10.13	3	0	0	0	0	1	0	0	2.2	3	3	3	1	0	5	0	2	.273	1	0	0	16
Ryan Yarbrough	Head fractures	June 24 - July 4	0	0	1.23	3	3	0	0	0	0	0	0	14.2	9	2	2	1	0	2	0	18	.176	0	0	1	53
Brad Keller	Right shoulder impingement syndrome	June 28 - July 25	0	3	15.00	9	2	0	0	0	0	0	0	9.0	11	17	15	1	1	21	0	5	.324	3	0	1	59
Angel Zerpa	Left shoulder tendinopathy	June 28 - July 13	0	1	3.95	3	3	0	0	0	0	0	0	13.2	14	6	6	2	0	6	0	15	.264	0	0	0	59

#	PITCHERS	ACTIVE DATES	CURRENT TEAM (IF NOT OMAHA)
48	Barlow, Joe	8/5-	
31	Bowlan, Jonathan	6/20-	
50	Castillo, Max	3/31-5/7 , 5/16-5/19 , 5/23-7/16 , 7/20-8/14 , 8/18-	
32	Chamberlain, Christian	6/20-	
57	Coleman, Dylan	4/13-7/5	KANSAS CITY ROYALS
31, 48	Cox, Austin	3/31-5/3 , 5/5-6/7 , 7/4-7/19	KANSAS CITY ROYALS
46	Cruz, Steven	7/12-	
45	Cuas, Jose	5/3-5/8	CHICAGO CUBS
36	de Geus, Brett	8/10-	
55	Dipoto, Jonah	5/3-	
24	Dye, Josh	4/12-5/2	Round Rock Express (TEX – AAA)
54	Garrett, Amir	6/22-6/30	Columbus Clippers (CLE – AAA)
38	Hearn, Taylor	7/30-8/8	KANSAS CITY ROYALS
62, 34, 54	Heasley, Jonathan	3/31-5/5 , 5/7-7/4 , 8/12-	
57	Hoffmann, Andrew	8/12-	
51	Keller, Brad	6/28-7/28	KANSAS CITY ROYALS (60-Day IL)
62	Klein, Will	6/13-	
37	Kowar, Jackson	3/31-5/16 , 5/20-6/2 , 6/24-8/1 , 8/2-8/17	KANSAS CITY ROYALS
58	Kriske, Brooks	3/31-6/18 , 7/16-7/21	Saitama Seibu Lions (NBP)
52	Lynch IV, Daniel	5/7-5/28	KANSAS CITY ROYALS
61	Marquez, Emilio	7/16-7/18	NW Arkansas Naturals (AA)
44	Marsh, Alec	6/13-6/30	KANSAS CITY ROYALS
46	Martinez, Marcelo	3/31-5/4 , 6/1-6/27	Sultanes de Monterrey (LMB)
21	Mayers, Mike	3/31-5/17 , 6/20-7/13	Charlotte Knights (CWS – AAA)
48, 54, 52	McArthur, James	5/8-6/24 , 6/30-8/1 , 8/2-8/4 , 8/18-	
36	Mengden, Daniel	5/6-6/27	Rochester Red Wings (WSH – AAA)
41	Núñez, Andrés	3/31-6/26	Worcester Red Sox (BOS – AAA)
35	Parrish, Drew	3/31-6/20 , 8/1-	
40	Pennington, Walter	5/3-	
25	Ragans, Cole	6/30-7/15 , 7/16-8/2	KANSAS CITY ROYALS
47, 45	Sisk, Evan	3/31-	
43	Snider, Collin	3/31-7/1 , 7/16-	
35	Staumont, Josh	3/31-4/14	KANSAS CITY ROYALS (60-Day IL)
48	Taylor, Josh	3/31-4/16	KANSAS CITY ROYALS (60-Day IL)
56	Veneziano, Anthony	5/19-	
44	Weiss, Ryan	3/31-5/20	Fubon Guardians (CPBL)
62	Wittgren, Nick	3/31-5/23	
48	Yarbrough, Ryan	6/24-7/9	LOS ANGELES DODGERS
41	Zerpa, Angel	6/28-7/14 , 7/14-8/1	KANSAS CITY ROYALS
#	CATCHERS	ACTIVE DATES	CURRENT TEAM (IF NOT OMAHA)
60	Briceño, José	6/16-	
4	Fermin, Freddy	3/31-4/21 , 4/28-5/2	KANSAS CITY ROYALS
14	Porter, Logan	3/31-	
25	Reetz, Jakson	3/31-6/16	Sacramento River Cats (SFG – AAA)
#	INFIELDERS	ACTIVE DATES	CURRENT TEAM (IF NOT OMAHA)
19	Alexander, CJ	3/31-6/11 , 7/14-	
45	Beaty, Matt	6/13-6/18 , 7/19-8/1	KANSAS CITY ROYALS
12	Camargo, Johan	5/16-6/15	SAN FRANCISCO GIANTS
17	Castellano, Angelo	3/31-	
6	Dungan, Clay	5/4-	
11	Garcia, Maikel	3/31-5/2	KANSAS CITY ROYALS
11	Hechavarria, Adeiny	6/16-8/14	
38	Jenista, Greyson	5/23-5/28 , 6/11-6/13	
13	Loftin, Nick	3/31-6/1 , 7/14-	
9	Lopez, Nicky	5/16-5/22	ATLANTA BRAVES
34	Mann, Devin	8/1-	
16	Massey, Michael	6/30-7/4	KANSAS CITY ROYALS
22	Palacios, Jermaine	6/13-8/3	
32, 25	Pratto, Nick	3/31-4/6 , 4/7-4/28 , 8/17-	
0	Taylor, Samad	3/31-6/16 , 7/4-7/9 , 7/18-7/28	KANSAS CITY ROYALS
9	Wallace, Paxton	6/11-6/13 , 6/23-7/12	Quad Cities River Bandits (A+)
#	OUTFIELDERS	ACTIVE DATES	CURRENT TEAM (IF NOT OMAHA)
16	Blanco, Dairon	3/31-6/12	KANSAS CITY ROYALS
3	Bradley, Tucker	3/31-8/15	NW Arkansas Naturals (AA)
26, 24	Eaton, Nate	4/24-5/5 , 5/25-6/9 , 6/16-5/23 , 6/26-	
28	Gentry, Tyler	3/31-	
18	Hicklen, Brewer	4/25-8/13 , 8/15-8/16	Omaha Development List
8	Isbel, Kyle	6/13-6/27	KANSAS CITY ROYALS
4	Olivares, Edward	8/13-	
7	Rave, John	6/13-	
25	Reyes, Franmil	5/2-5/8	
8	Thompson, Bubba	8/14-	
21	Velázquez, Nelson	7/31-8/10	KANSAS CITY ROYALS
8	Waters, Drew	5/2-5/26	KANSAS CITY ROYALS