

# Columbus Clippers

## Game Information

Game #29

Road Game #17

Media Relations Department - 330 Huntington Park Ln., Columbus, OH 43215 - (614)-462-5250 - aslosser@clippersbaseball.com



(9-19)

Sunday, June 6 (1:35) - Victory Field

Columbus Clippers

(Cleveland Indians)

VS.

Indianapolis Indians

(Pittsburgh Pirates)

RHP Triston McKenzie (NR)

RHP Max Kranick (0-0, 1.80)



(15-13)

### LAST GAME

June 5	R	H	E	LOB
Columbus	2	5	1	5
Indianapolis	3	7	1	9

W: Geoff Hartlieb (1-1)

L: Tanner Tully (0-2)

S: Jandel Gustave (4)

HR: Owen (2)

### Highlights

Oscar Mercado had an RBI triple.

### Upcoming Probables

Tuesday, June 8 at Iowa (7:38): LHP Kirk McCarty (4-0, 4.04) vs. TBA

Wednesday, June 9 at Iowa (7:38): RHP Matt Koch (1-2, 7.53) vs. TBA

Thursday, June 10 at Iowa (8:08): RHP Heath Fillmyer (0-1, 15.00) vs. TBA

Friday, June 11 at Iowa (8:08): LHP Scott Moss (0-2, 5.79) vs. TBA

### Today's Game

The Clippers will send RHP **Triston McKenzie** to the mound today, making his Triple-A debut (18G in the Majors). Indianapolis will counter with RHP **Max Kranick**. The Clippers are 8-16 (.333) against right handers this year. Kranick has pitched against the Clippers once in his career, the series opener on 6/2 (ND, 5.0IP, 4H, 1R, 1ER, 0BB, 6K).

### vs. the Indians

Columbus was 15-9 against Indy in 2019, despite scoring just 10 more runs on the season, 132-122 (more wins, fewer runs than Indy in each of three seasons from 2016-18). In the current series, the Clippers are batting .203 (31x152), .093 with runners in scoring position (4x43), while nearly getting doubled up in the run column (25-13). The homer battle is tied 6-6 (all solo HR for Columbus).

### Quite a Slide

Since starting the season 5-1, the Clippers have been beaten down to the tune of a 4-18 record, getting outscored 148-85 in that time. The last time the Clippers had a 22 game stretch with only four wins was 6/13-7/4/09, going from 31-30 to 35-48 (outscored 144-103). The 2009 Clippers would go 22-37 after that stretch to finish the season with a franchise worst winning percentage of .401 (57-85).

### Offensive Offense

Removing the 9-run 3rd inning on 5/28 vs. Nashville, in which the Clippers had only three hits (6BB, 2E), Columbus has just 21 runs over the last 81 innings, dating to 5/26 vs. Nashville. Of those 81 innings, the Clippers have a pair of 2-run frames and 62 scoreless innings. Beginning with the 7th on 5/23 at Toledo (Clippers took 5-1 lead, then fell behind 10-5), they have been outscored 91-39 over 98 innings.

### In the Basement

The combined -10 in the run column from Friday's DH dropped Columbus into last place in the IL, now posting a -53 run differential on the year. Both games Friday night saw the Clippers allow at least four runs, as they fell to an IL-worst 1-17 (.055) when surrendering that many. The Clippers gave up only three runs in last night's loss, as they dropped to 8-2 (.800, t9th) in such games.

### Cursed at the Top

Clipper leadoff hitters have the 12th best average in the IL (.214; 12th with .287OBP, 11th with .359SLG) and have scored the fewest runs (9), despite **Oscar Mercado's** 3x4 effort Friday night (1x4 last night). The multi-hit game was the first for a Clipper leadoff man since Mercado's 2-hit game on 5/20 at Toledo and the seventh of the season (leadoff was 4x50 between multi-hit games).

### Found a Hit

**Daniel Johnson** snapped an 18AB hitless streak (12K) on Thursday, but has followed up by going 1x11 (5K) since. After consecutive 2-hit games to start his Triple-A season, Johnson is slashing .146/.224/.348 over 22G with just one multi-hit game (5/27 vs. Nashville). He snapped a 19G streak with at least one strikeout on Thursday (had seven multi-K games from 5/22-5/30; 21K, 37PA).

### Arias Also in a Funk

**Gabriel Arias** started the season by reaching base in each of his first 12G (.429OBP), while cranking the batting average up to .282, but has hit just .154 (8x52) with a .241OBP in 15G since. He has drawn only 6BB over his last 15G, compared to 8BB in his first 12G (walked in six straight from 5/5-5/12). His double on 6/1 was his first XBH since a HR on 5/14 vs. Omaha (51AB in between).

### Swinging Hard

The Clippers have three among the top six in the IL in strikeouts, as **Nolan Jones** ranks 2nd (44K), **Daniel Johnson** is 4th (39K) and **Bobby Bradley** is 6th (35K). Those three also rank among the bottom of the IL's 82 qualified batting averages, with Jones ranking 77th (.178), Johnson 76th (.179) and Bradley 72nd (.196). Columbus and St. Paul (2) are the only teams with multiple qualifiers below .200.

### Biggest Bat

With **Bobby Bradley's** departure to the Bigs (9HR, 29% of team total), **Ryan Lavarney** is the new deep threat for Columbus (7HR, only other Clipper with more than 4HR). If he keeps up his current HR rate, he'll end the season with 30HR (hit 32HR in the minors in 2011; 44HR from 2012-19). Lavarney was riding a five game hitting streak (.438, 7x16) to boost his average to .300, until last night's 0x4.

### ORGANIZATION REPORT

Cleveland (31-25), 2nd place

June 5 R H E

Cleveland 10 13 0

Baltimore 4 11 1

W- Civalle (8-2), L- Means (4-2)

HR- Hernandez (9), Ramierz (3), **Chang** (1);

Mullins (7, 8), Mountcastle (8)

**Bradley**: 1x1, R, 2B

6/6 at BAL, 1:05 (Quantrill vs. Lopez)

Akron (18-9), 2nd place

6/5 vs. Erie, won, 8-5

6/6 vs. Erie, 2:05

Lake County (14-15), T4th place

6/5 vs. Dayton, lost, 15-4

6/6 vs. Dayton, 1:30

Lynchburg (16-12), 2nd place

6/5 vs. Salem, won, 5-1

6/6 vs. Salem, 3:00

### vs. INDIANAPOLIS

#### All-Time

Home Road Overall

127-103 107-113 234-216

#### 2021

Home Road Overall

0-0 1-4 1-4

#### 2019

Home Road Overall

5-7 10-2 15-9

### LEAGUE STANDINGS

South	W	L	Pct	GB
NAS	21	7	.750	-
DUR	19	9	.679	2.0
JAX	18	11	.621	3.5
GWN	15	14	.517	6.5
MEM	12	17	.414	9.5
NOR	10	17	.370	10.5
CHA	10	18	.357	11.0

### West

West	W	L	Pct	GB
OMA	20	- 8	.714	-
IND	15	- 13	.536	5.0
STP	15	14	.517	5.5
TOL	13	- 15	.464	7.0
IOW	10	- 17	.370	9.5
LOU	10	- 18	.357	10.0
COL	9	- 19	.321	11.0

### League Notes



Governors' Cup Champions: 1979, 1980, 1981, 1987, 1991, 1992, 1996, 2010, 2011, 2015, 2019

IL West Division Champions: 1979, 1980, 1981, 1983, 1984, 1990, 1991, 1992, 1996, 1997, 1999, 2004, 2011, 2014, 2015, 2016, 2019





# Columbus Clippers Game Information

Sunday, June 6

## This Date in Clipper History

6/6/1992

The Clippers shutout Rochester behind 7.0 scoreless innings from **Sam Militello**. He allowed four hits and a walk while striking out 11 in picking up the win. Militello was tabbed as an IL All-Star and named the League's Most Valuable Pitcher after leading the league in ERA (2.29). The 2.29ERA is the 2nd best number in franchise history, as Militello was also named Clipper of the Year.

## Huntington (Small) Park

In each of the first 11 years since the move downtown, Huntington Park has ranked among the top two in the IL in homers per game, totaling 2.25 per contest (1,763HR, 783 games). In 2019, HP averaged over three per game for the first time ever (seventh time averaging over a pair), as the Clippers surrendered a record 127HR and just missed out on triple digits themselves (97HR was second highest team total). Including the postseason, the Clippers have been out-homered over the life of the park (946 to 904).

year	gms	COL	opp	total	avg	rank	year	gms	COL	opp	total	avg	rank	year	gms	COL	opp	total	avg	rank
2009	71	57	73	130	1.83	2nd	2013	72	63	72	135	1.88	2nd	2017	71	95	88	183	2.58	1st
2010	72	90	83	173	2.40	2nd	2014	72	64	85	149	2.07	2nd	2018	69	68	76	144	2.09	2nd
2011	72	<b>100</b>	77	177	2.46	1st	2015	72	62	64	126	1.75	2nd	2019	69	97	<b>127</b>	<b>224</b>	<b>3.25</b>	2nd
2012	71	91	88	179	2.52	1st	2016	72	74	69	143	1.99	1st	2021	12	12	25	37	3.08	3rd

## Record Destruction

The Clippers broke the established mark for homers in a season (182 in 1983) on 8/7/19 and finished with a total of 213 (most in the IL). From 5/14-6/2, they homered in 20 straight games (44HR total) and they had seven straight multi-HR games from 6/14-6/21 (22HR). On the mound, they broke the record for homers allowed (156 in 1998) on 7/31/19, giving up 198 for the year (2nd most in the IL).

## Ain't Over 'Til It's Over

Since the start of the 2014 season, no team has had more come from behind victories than the 210 posted by Columbus (35 last season) and no team has produced a better winning percentage when trailing than the .353 of the Clippers (Scranton/WB ranks 2nd in win percentage at .338 and wins, 192).

## Walk-Off Magic

Columbus was 5-2 in walk-off games last season, winning four thanks to the courtesy runner in extra innings (Columbus pitching did not allow a run through first 9.0IP in extras last year). On 6/29/19 at Louisville, they suffered their first walk-off loss of the year, snapping an 81 game streak without (previous loss was 5/31/18 at Buffalo). Additionally, the Clippers ranked 1st in the IL with a 16-8 (.667) record in games decided in the last at bat.

## Trending Downward

While ranking in the top three of the IL with a 4.71ERA (3rd), the 2019 Clippers registered their worst mark since the 1998 season (4.85ERA). In 2018, they ranked dead last in the IL with a 4.34ERA, marking the third straight (now fourth) season that the team ERA had gotten worse. From 2011-16, the Clipper staff turned in a sub-4.00ERA five times in six seasons (zero such seasons from 1993-2010), including the best two ERAs of the past 30 years (3.33 in 2015 and 3.65 in 2016).

## Doing Damage

In 2019, the Clippers ranked tied for 5th in the IL with 112RBI with the bases loaded, while carrying a .252 average (10th, 36x143, 4HR). In both 2017 and 2018, the Clippers led the IL in RBI with the bases loaded (243RBI total) and paced the circuit in grand slams (16 total, no other team had more than eight).

## Free Swingers

After two straight seasons leading the IL in strikeouts, the Clipper lineup was atop the IL again in 2019 (1,392K, 60 more than 2nd place). They obliterated the franchise record (1,297, set in 2017; 2018's total of 1,290 was 2nd worst in franchise history), passing it on 8/22/19 (reduced strikeout rate to 8.3 per game after setting record, 10.1 prior). On the season a Clipper was punched out at least four times in a game on 15 occasions (**Eric Haase** led the team with three golden sombreros).

## That's More Like It

In 2019, the Clippers were 50-30 (.625) when playing errorless baseball, while turning in a 31-29 (.517) mark with at least one error. Contrary to logic, in 2018 they actually had a worse winning percentage when playing mistake free (.514), than when committing at least one error (.530). The Clipper defense finished 1st in 2019 (.983) after falling to 6th in the IL in 2018, ending a run of three consecutive seasons ranked among the top three (2015-17 resulted in the three best seasons in franchise history).

## One On, No Out Success

When the leadoff batter of an inning reached base in 2019, the Clippers plated him nearly 60% of the time (over 51% only once in the last six seasons, 55% in 2016). Getting more than one base was a specialty of Clipper hitters, as they led the IL with 136XBH to lead off the inning, including 54HR (led the IL, had 28 leadoff homers in 2018). From 4/13-4/20/19, the Clippers hit 16 leadoff doubles over 72 innings, including four straight innings in a win at Louisville on 4/15/19.

## Good Baseball

**Ernie Clement** advanced a runner with a sac bunt on 5/8 at Louisville and the runner came around to score in the win. During 2019, the Clippers struggled in the bunt department (12 successes), but when the advanced runners did score, they were 7-1. During 2018, Columbus was 23-2 in games in which a run was scored after a good bunt attempt (54 successes; won 17 in a row from 4/12-7/31/18).

## International Accolades

**Bobby Bradley** was named International League Player of the Month for May 2019, reaching base in 24 of 25 games during the month while hitting .302/.374/.740 with 12HR (led IL) and 28RBI. **Brandon Barnes**, **Eric Haase**, **Josh Smith** and **Asher Wojciechowski** were named to the 2019 IL All-Star Team and Bradley, Barnes and Haase were selected to the postseason squad.

## Manager Profile

**Andy Tracy** makes his Clippers debut in 2021, following **Tony Mansolino's** championship rookie year in 2019 (sixth Clipper skipper to win Governors' Cup in first season; **Gene Michael**-'79, **Joe Altobelli**-'80, **Frank Verdi**-'81, **Bucky Dent**-'87 and **Mike Sarbaugh**-'10). This season marks Tracy's second year as a manager (first with Williamsport in the Philadelphia system), as he holds a career record of 39-65 (.375), 9-19 with Columbus (.321).

## Clippers in the Majors (68, with 26 teams)

**CLE (24)\***- Logan Allen ('19, '21), Jake Bauers ('19), **Shane Bieber** ('18), **Bobby Bradley** ('18-19, '21), **Yu Chang** ('18-19), **Aaron Civale** ('19), **Ernie Clement** ('19-21), **Andres Gimenez** ('21), **Daniel Johnson** ('19, '21), **James Karinchak** ('19), **Jordan Luplow** ('19), **Phil Maton** ('19), **Jean Carlos Mejia** ('21), **Owen Miller** ('21), **Eli Morgan** ('19, '21), **Kyle Nelson** ('19, '21), **Blake Parker** ('21), **Roberto Perez** ('13-14, '16), **Zach Plesac** ('19), **Jose Ramirez** ('14-15), **Nick Sandlin** ('19), **Nick Wittgren** ('19), **Bradley Zimmer** ('16-19, '21). **ARI (1)**- **Anthony Swarzak** ('15). **ATL (2)**- **Abraham Almonte** ('15-17), **Josh Tomlin** ('10, '13-15, '18). **BAL (3)**- **Shawn Armstrong** ('14-17), **Adam Plutko** ('16-19), **Cole Sulser** ('16-18). **BOS (0)**- **CHC (0)**- **CIN (2)**- **Mike Freeman** ('19), **Tyler Naquin** ('15-19). **COL (1)**- **Jhoulys Chacin** ('15). **CWS (1)**- **Evan Marshall** ('18). **DET (2)**- **Robbie Grossman** ('16), **Eric Haase** ('17-19). **HOU (2)**- **Michael Brantley** ('09-10, '16), **Joe Smith** ('09-10). **KC (1)**- **Carlos Santana** ('10). **LAA (1)**- **James Hoyt** ('18-19). **LAD (1)**- **Trevor Bauer** ('13-14). **MIA (4)**- **Jesus Aguilar** ('14-16), **Jon Berti** ('18), **Ross Detwiler** ('16), **Shawn Morimando** ('16-18). **MIL (0)**- **MIN (1)**- **Josh Donaldson** ('18). **NYM (3)**- **Tommy Hunter** ('16), **Francisco Lindor** ('14-15, '19), **Cameron Maybin** ('19). **NYG (3)**- **Clint Frazier** ('16), **Corey Kluber** ('10-13, '19), **Giovanny Urshela** ('14-18). **OAK (1)\***- **PHI (0)**- **PIT (3)**- **Ben Gamel** ('21), **Erik Gonzalez** ('15-17), **Ka'ai Tom** ('19). **SD (1)**- **Craig Stammen** ('07-08, '16). **SEA (1)**- **Sam Haggerty** ('18). **SF (1)**- **Scott Kazmir** ('13). **STL (2)**- **Andrew Miller** ('17-18), **Max Moroff** ('19). **TB (3)**- **Yandy Diaz** ('15-18), **Louis Head** ('13, '17-18), **Francisco Mejia** ('18). **TEX (1)**- **Hunter Wood** ('19). **TOR (2)**- **A.J. Cole** ('19), **Julian Merryweather** ('17). **WAS (3)**- **Playoff Paolo Espino** ('10-13), **Yan Gomes** ('13, '15-16), **Ryan Zimmerman** ('08).



## Today's Starting Pitcher

Sunday, June 6

### # Triston McKenzie - RHP

**Height:** 6-5 **Weight:** 165  
**Bats:** R **Throws:** R  
**Born:** 8/2/97 (23); Brooklyn, NY  
**Resides:** Royal Palm Beach, FL  
**Acquired:** Selected in the 1st round (42nd overall) of the 2015 draft.

### 2021 Start by Start (with Cleveland)

Date	Opponent	H/R	Result	Dec.	ERA	IP	H	R	ER	BB	K	PC
4/12	Chicago (AL)	R	L, 4-3		4.70	4.0	2	3	3	2	6	76
4/17	Cincinnati	R	L, 3-2 (10)		3.55	5.0	5	1	1	4	7	87
4/25	New York (AL)	H	W, 7-3		4.32	4.0	4	3	3	4	5	87
5/1	Chicago (AL)	R	L, 7-3	L	6.27	2.0	1	5	5	4	6	57
5/6	Kansas City	R	W, 4-0	W	4.94	5.0	2	0	0	4	5	92
5/15	Seattle	R	L, 7-3	L	5.79	4.1	5	5	5	3	6	90
5/21	Minnesota	H	L, 10-0	L	6.89	3.1	2	6	6	5	4	72
5/26	Detroit	R	L, 1-0		5.94	5.0	1	0	0	3	5	73
5/31	Chicago (AL)	H	L, 8-6 (8)		6.26	5.1	4	5	5	2	10	86
Starting Totals			9GS	1-3	6.63	38.0	26	28	28	31	54	

### 2021 Start by Start (with Columbus)

Date	Opponent	H/R	Result	Dec.	ERA	IP	H	R	ER	BB	K	PC
------	----------	-----	--------	------	-----	----	---	---	----	----	---	----

Starting Totals

Team	Win	Avg.	Qual.	QS	Ret.	1 2 3	Run
GS	Record	%	IP	Start	%	1st AB	Inn. Supp.

Bullpen Support				Running Game				Pitch Count	
ERA	BS	BR	Sc.	%	SB	Att	%	PO	Avg. High #100

Career	W-L	ERA	G	GS	SV/O	IP	H	R	ER	BB	K
vs. Indianapolis at Victory Field with Columbus											

### Last Game:

- Did not figure in the decision vs. Chicago (AL) on 5/31, but recorded 10K for the 2nd time in his MLB career (debut, 8/22/20 vs. Detroit).

Inn	TBF	H	R	ER	BB	K	LOB	Sequence
1st	3	0	0	0	0	1	0	K, L7, F7
2nd	7	3	4	4	2	0	0	5-3, BB, 2B, 1B, 2B, 4-3, BB(PO)
3rd	3	0	0	0	0	2	0	K, 5-3, K
4th	3	0	0	0	0	3	0	K, K, K
5th	3	0	0	0	0	3	0	K, K, K
6th	2	1	1	1	0	1	1	K, 1B

- Picked off **Tim Anderson** from first base in the 2nd inning.
- Struck out eight straight batters from the end of the 3rd into the 6th.
- Relieved by **Bryan Shaw** in the top of the 6th with one out, one on (runner scored) and the game tied, 4-4.

### At Long Last:

Today will mark McKenzie's Triple-A debut, over two years after it was expected. Following a dominant run in Double-A during the 2018 season, McKenzie missed the entirety of 2019 after suffering a strained right rotator cuff in spring training and then a strained right pectoral later in the summer. McKenzie then debuted in the Major Leagues in 2020, pitching in 8G, and made the opening day roster for Cleveland to start 2021. After a rough start, he was optioned to Columbus on 5/22, but was recalled on 5/26 (**Zach Plesac** injury) before he could pitch for Columbus. McKenzie was optioned a second time, on 5/27, but was recalled on 5/31 (double header) before suiting up with Columbus. He was optioned a third time on 6/1 and when he starts today, he'll be the second Clipper this season to debut in Triple-A after his MLB debut (**Andres Gimenez**).

### Boring Day for Fielders:

On 5/1 at Chicago (AL), McKenzie pitched to 11 batters and not one of them put the ball in play (in the field, at least), as he mowed down the White Sox with 3K in the 1st inning. The 2nd inning was much rockier though, going: walk, strikeout, strikeout, walk, walk, walk, grand slam, strikeout. On the season, over 47% of the outs recorded by McKenzie came via the strikeout (59 of 125) and 19% of plate appearances ended with a base on balls (8HR allowed led to a three true outcome rate of 56%).

### 2021 Transactions:

- Optioned to Columbus on 5/22. Recalled to Cleveland on 5/26.
- Optioned to Columbus on 5/27. Recalled to Cleveland on 5/31.
- Optioned to Columbus on 6/1.

### CAREER STATS

YR	Team	Level	W - L	ERA	G	GS	CG	SHO	SV	SVO	IP	H	R	ER	HR	HB	BB	K	AVG
15	AZL Indians	R	1 - 1	0.75	4	3	0	0	0	0	12.0	4	1	1	0	0	3	17	.100
16	Mahoning Valley	SS	4 - 3	0.55	9	9	1	0	0	0	49.1	31	7	3	2	2	16	55	.180
	Lake County	A	2 - 2	3.18	6	6	0	0	0	0	34.0	27	12	12	2	1	6	49	.214
17	Lynchburg	A+	12 - 6	3.46	25	25	0	0	0	0	143.0	105	62	55	14	1	45	186	.203
18	Akron	AA	7 - 4	2.68	16	16	0	0	0	0	90.2	63	31	27	8	4	28	87	.191
19	INJURED - DID NOT PITCH																		
20	Cleveland	ML	2 - 1	3.24	8	6	0	0	0	0	33.1	21	12	12	6	1	9	42	.179
21	Cleveland	ML	1 - 3	6.26	10	9	0	0	0	0	41.2	28	29	29	8	0	35	59	.190
	Columbus	AAA	0 - 0	-	0	0	0	0	0	0	0.0	0	0	0	0	0	0	0	-
Minor Leagues			26 - 16	2.68	60	59	1	0	0	0	329.0	230	113	98	26	8	98	394	.194
Major Leagues			3 - 4	4.92	18	15	0	0	0	0	75.0	49	41	41	14	1	44	101	.186



	W-L	CG	SV	ERA	IP	H	R	ER	BB	K	HR	AVG	OBP	SLG	K/9	K/BB	IP/HR	WHIP
Starters	4-11	0	-	6.29	113.0	119	83	79	58	104	21	.272	.361	.490	8.28	1.79	5.4	1.566
Relievers	5-8	-	8	5.19	126.2	118	81	73	84	144	18	.248	.374	.436	10.23	1.71	7.0	1.595

Reliever Availability: Pitcher (days rest - last pitch count) \*-last pitched on consecutive days

RH Stephens (2-8), RH Garza (2-14), RH Broom (1-15), LH Draper (1-17), RH Alvarez (1-19), RH Siri (1-20), LH Young (1-27), RH Dowdy (0-15)

## #46 Manuel Alvarez - RHP

Last Game: 6/4 at Ind; 0.1IP, 0H, 3R, 3ER, 4BB, 0K

Last 5: 0-2, 0/0SV, 1GS, 3.1IP, 6H, 13R, 12ER, 11BB, 2K

vs. LH: .375 (3x8, 0HR)	vs. RH: .235 (4x17, 0HR)
inherited runners stranded: 0 of 0 (-)	pitch count (range, avg.): 5-36, 19.3
1st batter retired: 5 of 7 (71%)	sb-att, pickoffs: 3 of 4, 0

- did not participate in MLB spring training
- made spot start on 5/27 vs. Nashville (L, 1.1IP, 2H, 2R, 1ER, 3BB, 2K)
- has a 46.29ERA since 5/23 (4G, 2.1IP, 12ER)

Career	W-L	ERA	G	GS	SV/O	IP	H	R	ER	BB	K
vs. Indianapolis	0-0	81.00	1	0	0/0	0.1	0	3	3	4	0
at Victory Field	0-0	81.00	1	0	0/0	0.1	0	3	3	4	0

## #23 Robert Broom - RHP

Last Game: 6/4 at Ind; 1.0IP, 1H, 0R, 0ER, 0BB, 2K

Last 5: 0-1, 0/2SV, 0GS, 5.1IP, 7H, 5R, 5ER, 3BB, 7K

vs. LH: .389 (7x18, 2HR)	vs. RH: .222 (6x27, 1HR)
inherited runners stranded: 4 of 6 (67%)	pitch count (range, avg.): 12-41, 20.6
1st batter retired: 5 of 10 (50%)	sb-att, pickoffs: 0 of 0, 0

- pitched in 2 spring games (1.0IP, 2H, 2R, 2ER, 2B, 1K) for Cleveland
- reassigned to minor league camp on 3/16
- has a 9.82ERA since 5/14 (7G, 7.1IP, 8ER)

Career	W-L	ERA	G	GS	SV/O	IP	H	R	ER	BB	K
vs. Indianapolis	0-0	0.00	2	0	0/0	1.1	1	0	0	1	3
at Victory Field	0-0	0.00	2	0	0/0	1.1	1	0	0	1	3

## #17 Kyle Dowdy - RHP

Last Game: 6/5 at Ind; 0.1IP, 0H, 0R, 0ER, 2BB, 0K

Last 5: 0-1, 0/1SV, 0GS, 8.0IP, 11H, 11R, 6ER, 7BB, 11K

vs. LH: .333 (7x21, 0HR)	vs. RH: .237 (9x38, 2HR)
inherited runners stranded: 3 of 11 (27%)	pitch count (range, avg.): 15-64, 30.5
1st batter retired: 3 of 10 (30%)	sb-att, pickoffs: 0 of 1, 0

- pitched in 2 spring games (1.1IP, 2H, 2R, 2ER, 1BB, 3K) for Cleveland
- reassigned to minor league camp on 3/12
- recorded 3.2IP on 64 pitches vs. Nashville on 5/27 (1H, 1BB, 6K)

Career	W-L	ERA	G	GS	SV/O	IP	H	R	ER	BB	K
vs. Indianapolis	0-2	15.43	3	1	0/0	4.2	8	8	8	6	3
at Victory Field	0-2	15.43	3	1	0/0	4.2	8	8	8	6	3

## #48 Zach Draper - LHP

Last Game: 6/4 at Ind; 0.2IP, 3H, 1R, 1ER, 0BB, 0K

Last 5: 0-0, 0/0SV, 0GS, 4.1IP, 6H, 4R, 4ER, 4BB, 4K

vs. LH: .375 (3x8, 1HR)	vs. RH: .273 (3x11, 0HR)
inherited runners stranded: 0 of 3 (0%)	pitch count (range, avg.): 8-34, 22.5
1st batter retired: 3 of 4 (75%)	sb-att, pickoffs: 0 of 0, 0

- did not participate in MLB spring training, assigned to Columbus on 5/23
- retired both batters faced in Triple-A debut, on 5/23 at Toledo (1K)

Career	W-L	ERA	G	GS	SV/O	IP	H	R	ER	BB	K
vs. Indianapolis	0-0	13.50	1	0	0/0	0.2	3	1	1	0	0
at Victory Field	0-0	13.50	1	0	0/0	0.2	3	1	1	0	0

## #28 Justin Garza - RHP

Last Game: 6/3 at Ind; 1.0IP, 0H, 0R, 0ER, 1BB, 1K

Last 5: 0-0, 0/0SV, 0GS, 9.0IP, 2H, 1R, 1ER, 3BB, 11K

vs. LH: .083 (1x12, 0HR)	vs. RH: .071 (2x28, 1HR)
inherited runners stranded: 0 of 0 (-)	pitch count (range, avg.): 14-47, 27.9
1st batter retired: 6 of 7 (86%)	sb-att, pickoffs: 0 of 0, 1

- did not participate in MLB spring training
- pitched in 1G (1.0IP, 0H, 0R, 0ER, 2BB, 1K) for Akron (5/4-5/6)
- appearance in season opener for Akron was first in career above A+
- started the season with 11.0IP, 0ER between Akron and Columbus (5/4-5/26)
- first, and only, ER allowed came on solo HR (Zach Green) vs. Nashville on 5/29

Career	W-L	ERA	G	GS	SV/O	IP	H	R	ER	BB	K
vs. Indianapolis	0-0	0.00	1	0	0/0	1.0	0	0	0	1	1
at Victory Field	0-0	0.00	1	0	0/0	1.0	0	0	0	1	1

## # Nathan Ocker - RHP

Last Game: 5/29 vs. Nas; 2.0IP, 1H, 0R, 0ER, 1BB, 3K

Last 5: 0-0, 0/0SV, 0GS, 2.0IP, 1H, 0R, 0ER, 1BB, 3K

vs. LH: .500 (1x2, 0HR)	vs. RH: .000 (0x5, 0HR)
inherited runners stranded: 0 of 0 (-)	pitch count (range, avg.): 34-34, 34.0
1st batter retired: 1 of 1 (100%)	sb-att, pickoffs: 0 of 0, 0

- Triple-A debut on 5/29 vs. Nashville, 20th career game (2.0IP, 1H, 1BB, 3K)

Career	W-L	ERA	G	GS	SV/O	IP	H	R	ER	BB	K
vs. Indianapolis	0-0	-	0	0	0/0	0.0	0	0	0	0	0
at Victory Field	0-0	-	0	0	0/0	0.0	0	0	0	0	0

## #38 Blake Parker - RHP

Last Game: 6/3 at Ind; 0.2IP, 0H, 0R, 0ER, 2BB, 0K

Last 5: 0-0, 1/1SV, 0GS, 4.1IP, 0H, 0R, 0ER, 2BB, 6K

vs. LH: .071 (1x14, 0HR)	vs. RH: .050 (1x20, 0HR)
inherited runners stranded: 5 of 6 (83%)	pitch count (range, avg.): 6-22, 13.8
1st batter retired: 11 of 12 (92%)	sb-att, pickoffs: 1 of 1, 0

- pitched in 8 spring games (6.1IP, 12H, 12R, 7ER, 7BB, 7K) for Cleveland
- reassigned to minor league camp on 3/26
- struck out all 3TBF in Clipper debut to earn save at Louisville on 5/4

Career	W-L	ERA	G	GS	SV/O	IP	H	R	ER	BB	K
vs. Indianapolis	0-0	0.00	1	0	0/0	0.2	0	0	0	2	0
at Victory Field	0-0	0.00	1	0	0/0	0.2	0	0	0	2	0

## #45 Dalbert Siri - RHP

Last Game: 6/4 at Ind; 2.0IP, 2H, 0R, 0ER, 0BB, 0K

Last 5: 0-0, 0/0SV, 0GS, 7.1IP, 11H, 8R, 8ER, 5BB, 6K

vs. LH: .286 (4x14, 0HR)	vs. RH: .310 (9x29, 2HR)
inherited runners stranded: 3 of 3 (100%)	pitch count (range, avg.): 6-42, 27.5
1st batter retired: 6 of 8 (75%)	sb-att, pickoffs: 2 of 2, 0

- did not participate in MLB spring training
- has a 10.00ERA since 5/13 (6G, 9.0IP, 10ER)

Career	W-L	ERA	G	GS	SV/O	IP	H	R	ER	BB	K
vs. Indianapolis	0-0	0.00	1	0	0/0	2.0	2	0	0	0	0
at Victory Field	0-0	0.00	1	0	0/0	2.0	2	0	0	0	0

## #43 Jordan Stephens - RHP

Last Game: 6/3 at Ind; S, 0.1IP, 0H, 0R, 0ER, 1BB, 0K

Last 5: 0-0, 1/1SV, 0GS, 4.1IP, 4H, 3R, 3ER, 3BB, 5K

vs. LH: .000 (0x7, 0HR)	vs. RH: .444 (4x9, 2HR)
inherited runners stranded: 4 of 6 (67%)	pitch count (range, avg.): 8-32, 22.0
1st batter retired: 2 of 4 (50%)	sb-att, pickoffs: 1 of 2, 0

- did not participate in MLB spring training, assigned to Columbus on 5/23
- gave up a HR to first batter faced this season, 5/23 at Toledo (2HR, 5TBF)
- earned first career save on 6/3 at Indianapolis (0.1IP, BB)

Career	W-L	ERA	G	GS	SV/O	IP	H	R	ER	BB	K
vs. Indianapolis	0-1	7.63	4	3	1/1	15.1	22	13	13	9	17
at Victory Field	0-1	19.64	2	1	1/1	3.2	10	8	8	5	5

## #41 Danny Young - LHP

Last Game: 6/4 at Ind; 2.0IP, 0H, 0R, 0ER, 0BB, 2K

Last 5: 0-0, 0/0SV, 0GS, 6.0IP, 9H, 9R, 9ER, 4BB, 7K

vs. LH: .250 (5x20, 0HR)	vs. RH: .400 (12x30, 5HR)
inherited runners stranded: 6 of 7 (86%)	pitch count (range, avg.): 9-40, 25.2
1st batter retired: 3 of 9 (33%)	sb-att, pickoffs: 0 of 0, 0

- did not participate in MLB spring training
- has a 11.42ERA since 5/12 (7G, 8.2IP, 11ER)

Career	W-L	ERA	G	GS	SV/O	IP	H	R	ER	BB	K
vs. Indianapolis	0-0	0.00	1	0	0/0	2.0	0	0	0	0	2
at Victory Field	0-0	0.00	1	0	0/0	2.0	0	0	0	0	2





## #13 Gabriel Arias - INF

**Series:** .200 (3x15), 1RBI **Current:** 2 (.333, 2x6)  
**Road Trip:** .200 (3x15), 1RBI **Long:** 6 (.450, 9x20; 5/12-5/18)  
**Last Game:** 6/5 at Ind (2B); 1x4, RBI, 2K

**Highs:** H- 3, 5/13 vs. Oma R- 2, 5/14 vs. Oma RBI- 3, 5/13 vs. Oma

- hit .615/.615/.692 with 0HR and 5RBI in 8 spring games (13AB) for Cleveland
- optioned to Columbus on 3/13
- hit 2-run HR in first Triple-A at bat, 5/4 at Louisville, then went 2x20 with 0RBI
- went 3x4 with 3RBI on 5/13 vs. Omaha, boosting avg. from .143 to .240
- reached base in each of first 12G of the season (.429OBP)

Season Splits:	Career	G	AB	AVG	OBP	SLG	HR	RBI
vs LH .158 (3x19, 1HR)	vs. Indianapolis	5	15	.200	.333	.267	0	1
vs RH .222 (16x72, 1HR)	at Victory Field	5	15	.200	.333	.267	0	1

## #44 Bobby Bradley - INF

**Series:** .333 (5x15), 2HR, 2RBI **Current:** 2 (.571, 4x7)  
**Road Trip:** .333 (5x15), 2HR, 2RBI **Long:** 5 (.278, 5x18; 5/14-5/19)  
**Last Game:** 6/4 at Ind (1B); 1x4, R, RBI, HR, 2K

**Highs:** H- 3, 2x, 6/4 at Ind R- 2, 3x, 5/22 at Tol RBI- 3, 2x, 5/12 vs. Oma

- hit .303/.314/.636 with 2HR and 11RBI in 13 spring games (33AB) for Cleveland
- optioned to Columbus on 3/26
- snapped 0x14 (7K) streak to begin season with 3-run HR on 5/7 at Louisville
- homered twice at Toledo on 5/22 (16th career multi-HR game)

Season Splits:	Career	G	AB	AVG	OBP	SLG	HR	RBI
vs LH .261 (6x23, 5HR)	vs. Indianapolis	24	88	.295	.370	.648	7	14
vs RH .176 (13x74, 4HR)	at Victory Field	17	63	.317	.371	.667	5	8

## #1 Ernie Clement - INF

**Series:** .133 (2x15) **Current:** 1 (.250, 1x4)  
**Road Trip:** .133 (2x15) **Long:** 7 (.478, 11x23; 5/6-5/27)  
**Last Game:** 6/5 at Ind (3B); 1x4, 2K

**Highs:** H- 2, 4x, 5/27 vs. Nas R- 1, 4x, 5/28 vs. Nas RBI- 1, 3x, 5/28 vs. Nas

- hit .545/.545/.545 with 0HR and 5RBI in 11 spring games (11AB) for Cleveland
- optioned to Columbus on 3/13
- had an XBH in seven straight games from 5/6-5/27 (6 doubles, triple)
- recalled to Cleveland for a DH vs. Toronto on 5/30 (did not play)

Season Splits:	Career	G	AB	AVG	OBP	SLG	HR	RBI
vs LH .000 (0x2, 0HR)	vs. Indianapolis	5	19	.263	.300	.263	0	2
vs RH .298 (14x47, 0HR)	at Victory Field	5	19	.263	.300	.263	0	2

## #8 Gavin Collins - C

**Series:** .000 (0x7) **Current:** 0  
**Road Trip:** .000 (0x7) **Long:** 2 (.429, 3x7; 5/22-5/25)  
**Last Game:** 6/4 at Ind (C); 0x3, K

**Highs:** H- 2, 2x, 5/29 vs. Nas R- 1, 5/25 vs. Nas RBI- 1, 2x, 5/29 vs. Nas

- hit .600/.600/.800 with 0HR and 1RBI in 4 spring games (5AB) for Cleveland
- reassigned to minor league camp on 3/13
- was 2x3 with a pair of doubles and an RBI on 5/25 vs. Nashville

Season Splits:	Career	G	AB	AVG	OBP	SLG	HR	RBI
vs LH .500 (3x6, 0HR)	vs. Indianapolis	2	7	.000	.000	.000	0	0
vs RH .091 (3x33, 0HR)	at Victory Field	2	7	.000	.000	.000	0	0

## #6 Andres Gimenez - INF

**Series:** .263 (5x19), 1HR, 2RBI **Current:** 1 (.250, 1x4)  
**Road Trip:** .263 (5x19), 1HR, 2RBI **Long:** 5 (.429, 9x21; 5/22-5/27)  
**Last Game:** 6/5 at Ind (SS); 1x4, R

**Highs:** H- 2, 5x, 6/1 at Ind R- 1, 3x, 6/5 at Ind RBI- 1, 4x, 6/4 at Ind

- hit .179/.226/.308 with 2HR and 5RBI in 29G (78AB) for Cleveland (4/1-5/18)
- did not have any XBH over final 12G (4x29) and was optioned on 5/18
- had 4 consecutive multi-hit games from 5/22-5/26 (8x18, 3 doubles)

Season Splits:	Career	G	AB	AVG	OBP	SLG	HR	RBI
vs LH .278 (5x18, 0HR)	vs. Indianapolis	5	19	.263	.300	.421	1	2
vs RH .250 (10x40, 1HR)	at Victory Field	5	19	.263	.300	.421	1	2

## #7 Daniel Johnson - OF

**Series:** .105 (2x19) **Current:** 0  
**Road Trip:** .105 (2x19) **Long:** 6 (.222, 6x27; 5/18-5/23)  
**Last Game:** 6/5 at Ind (CF); 0x3, HBP, K

**Highs:** H- 2, 3x, 5/27 vs. Nas R- 1, 11x, 6/3 at Ind RBI- 2, 5/14 vs. Oma

- hit .368/.429/.737 with 2HR and 4RBI in 9 spring games (19AB) for Cleveland
- optioned to Columbus on 3/19, recalled on 5/1 (Franmil Reyes paternity list)
- went 0x9 with 5K in 2G for Cleveland (5/1-5/2), optioned on 5/3

Season Splits:	Career	G	AB	AVG	OBP	SLG	HR	RBI
vs LH .100 (2x20, 1HR)	vs. Indianapolis	20	80	.213	.323	.300	0	4
vs RH .200 (15x75, 3HR)	at Victory Field	13	49	.122	.259	.163	0	0

## #10 Nolan Jones - INF

**Series:** .125 (2x16), 2RBI **Current:** 2 (.286, 2x7)  
**Road Trip:** .125 (2x16), 2RBI **Long:** 6 (.368, 7x19; 5/18-5/23)  
**Last Game:** 6/5 at Ind (RF); 1x4, 2B, K

**Highs:** H- 2, 2x, 5/28 vs. Nas R- 1, 10x, 6/4 at Ind RBI- 2, 5/28 vs. Nas

- hit .375/.583/.375 with 0HR and 0RBI in 8 spring games (8AB) for Cleveland
- optioned to Columbus on 3/12
- started year 0x7 (6K) then hit go-ahead, RBI double in 9th at Louisville on 5/5
- did not have first HR until 48th AB of the season (24K)

Season Splits:	Career	G	AB	AVG	OBP	SLG	HR	RBI
vs LH .150 (3x20, 0HR)	vs. Indianapolis	5	16	.125	.167	.188	0	2
vs RH .186 (13x70, 1HR)	at Victory Field	5	16	.125	.167	.188	0	2

## #12 Tyler Krieger - INF

**Series:** .000 (0x6) **Current:** 0  
**Road Trip:** .000 (0x6) **Long:** 3 (.417, 5x12; 5/7-5/13)  
**Last Game:** 6/5 at Ind (DH); 0x3, K

**Highs:** H- 2, 3x, 5/26 vs. Nas R- 2, 5/8 at Lou RBI- 2, 5/30 vs. Nas

- hit .278/.381/.389 with 0HR and 0RBI in 16 spring games (18AB) for Cleveland
- reassigned to minor league camp on 3/31

Season Splits:	Career	G	AB	AVG	OBP	SLG	HR	RBI
vs LH .091 (1x11, 0HR)	vs. Indianapolis	2	6	.000	.000	.000	0	0
vs RH .216 (8x37, 1HR)	at Victory Field	2	6	.000	.000	.000	0	0

## #36 Ryan Lavarney - C

**Series:** .286 (4x14), 1HR, 2RBI **Current:** 0  
**Road Trip:** .286 (4x14), 1HR, 2RBI **Long:** 5, 2x (.438, 7x16; 5/28-6/4)  
**Last Game:** 6/5 at Ind (C); 0x4, 3K

**Highs:** H- 2, 6x, 6/1 at Ind R- 2, 2x, 5/23 at Tol RBI- 4, 5/14 vs. Oma

- hit .217/.296/.435 with 1HR and 4RBI in 20 spring games (23AB) for Cleveland
- reassigned to minor league camp on 3/31
- hit go-ahead grand slam in the 8th vs. Omaha on 5/14 (W, 10-7)
- HR in consecutive games 5/16 vs. Omaha (2RBI) and 5/18 at Toledo (3RBI)

Season Splits:	Career	G	AB	AVG	OBP	SLG	HR	RBI
vs LH .222 (2x9, 1HR)	vs. Indianapolis	32	115	.278	.368	.452	4	21
vs RH .292 (19x65, 6HR)	at Victory Field	59	210	.276	.341	.476	8	32

## #24 Connor Marabell - OF

**Series:** .182 (2x11), 1RBI **Current:** 0  
**Road Trip:** .182 (2x11), 1RBI **Long:** 3 (.300, 3x10; 5/13-5/18)  
**Last Game:** 6/5 at Ind (1B); 0x2, R, BB

**Highs:** H- 2, 5/23 at Tol R- 1, 4x, 6/5 at Ind RBI- 2, 2x, 5/28 vs. Nas

- hit .278/.381/.389 with 0HR and 5RBI in 22 spring games (18AB) for Cleveland
- reassigned to minor league camp on 3/31
- went 2x4 with a HR, 2RBI and a steal on 5/23 at Toledo

Season Splits:	Career	G	AB	AVG	OBP	SLG	HR	RBI
vs LH .000 (0x10, 0HR)	vs. Indianapolis	12	39	.282	.349	.359	0	3
vs RH .217 (10x46, 1HR)	at Victory Field	6	19	.263	.333	.368	0	2

## #2 Oscar Mercado - OF

**Series:** .400 (6x15), 2HR, 3RBI **Current:** 2 (.500, 4x8)  
**Road Trip:** .400 (6x15), 2HR, 3RBI **Long:** 4 (.294, 5x17; 5/19-5/22)  
**Last Game:** 6/5 at Ind (LF); 1x4, RBI, 3B, 2K

**Highs:** H- 3, 6/4 at Ind R- 2, 3x, 5/29 vs. Nas RBI- 2, 2x, 5/22 at Tol

- hit .214/.241/.286 with 0HR and 1RBI in 10 spring games (28AB) for Cleveland
- optioned to Columbus on 3/21
- doubled twice on 5/14 vs. Omaha
- was 3x4 with a double and a HR in G2 on 6/4 vs. Indianapolis

Season Splits:	Career	G	AB	AVG	OBP	SLG	HR	RBI
vs LH .250 (5x20, 0HR)	vs. Indianapolis	13	50	.280	.368	.480	2	8
vs RH .193 (16x83, 2HR)	at Victory Field	10	37	.270	.341	.541	2	5

## #11 Bradley Zimmer - OF

**Series:** .333 (2x6), 1HR, 4RBI vs. Nas **Current:** 1 (.500, 2x4)  
**Road Trip:** --- (0x0) **Long:** 5 (.389, 7x18; 5/15-5/20)  
**Last Game:** 5/26 vs. Nas (RF); 2x4, R, 4RBI, HR, K

**Highs:** H- 2, 5x, 5/26 vs. Nas R- 1, 9x, 5/26 vs. Nas RBI- 4, 5/26 vs. Nas

- hit .290/.425/.355 with 0HR and 2RBI in 14 spring games (31AB) for Cleveland
- optioned to Columbus on 3/26
- had a single off older brother, Kyle, on 5/12 vs. Omaha (1st ever matchup)
- went 2x4 with a HR and 4RBI on 5/26 vs. Nashville

Season Splits:	Career	G	AB	AVG	OBP	SLG	HR	RBI
vs LH .308 (4x13, 1HR)	vs. Indianapolis	14	50	.240	.333	.340	1	3
vs RH .255 (12x47, 0HR)	at Victory Field	8	29	.241	.267	.276	0	2



# Situational Hitting, Starting Lineups, Miscellaneous Stats

Sunday, June 6

As Leadoff					Runners On				Bases Loaded				Scoring Position				7th Inning On					
PLAYER	AB	AVG	OBP	HR	AB	AVG	HR	RBI	AB	AVG	HR	RBI	AB	AVG	HR	RBI	AB	AVG	OBP	R	HR	RBI
Arias	21	.143	.280	0	41	.220	1	7	2	.500	0	2	25	.160	0	4	28	.107	.194	2	0	1
Bradley	26	.154	.185	3	43	.093	2	12	1	.000	0	2	23	.130	1	10	27	.148	.250	4	1	4
Clement	12	.250	.250	0	21	.286	0	3	1	.000	0	2	15	.133	0	3	13	.385	.429	1	0	0
Collins	9	.111	.200	0	22	.136	0	2	-	-	-	-	16	.125	0	1	16	.063	.211	1	0	1
Gimenez	18	.222	.222	0	18	.278	0	3	2	.500	0	1	9	.222	0	2	18	.222	.263	0	0	2
Johnson	25	.120	.120	0	39	.205	1	4	3	.000	0	0	27	.185	1	4	29	.310	.394	7	3	6
Jones	22	.273	.333	0	39	.128	0	7	3	.333	0	3	18	.167	0	7	29	.345	.472	7	1	3
Krieger	7	.143	.250	0	23	.130	1	2	3	.000	0	0	16	.063	0	0	19	.105	.150	1	0	0
Lavarnway	13	.231	.286	2	36	.306	4	16	6	.333	1	5	30	.300	4	16	28	.321	.345	5	4	11
Marabell	13	.308	.400	0	32	.156	1	6	3	.000	0	2	21	.190	1	6	22	.182	.250	2	1	2
Mercado	29	.276	.382	1	37	.216	0	6	5	.200	0	2	20	.200	0	5	38	.316	.381	6	0	1
Zimmer	12	.333	.429	0	25	.320	1	8	1	.000	0	0	14	.357	1	8	17	.235	.458	2	0	1
Team Total	223	.238	.309	6	405	.212	11	83	34	.206	1	22	252	.190	8	72	306	.248	.334	41	11	38

Starts by Position										Starts by Batting Order								
PLAYER	C	1B	2B	3B	SS	LF	CF	RF	DH	1st	2nd	3rd	4th	5th	6th	7th	8th	9th
Arias			7	4	14				2			1		17	1	8		
Bradley		23							3				26					
Clement			4	4	1	3			2	6	2	3						3
Collins	11																7	4
Gimenez			4		9				1	1	13							
Johnson							10	12	2	5	7	10	2					
Jones		1		18				5	3		1				16	10		
Krieger			8						3							2	3	6
Lavarnway	17								3					1		4	14	1
Marabell		2			9			1	4								2	14
Mercado						11	12	3	1	11	4	5		2		4	1	
Zimmer						3	6	7	2	4	1	1			11		1	

Home Runs							Multi-Hit Games						Multi-RBI Games					
PLAYER	1R	2R	3R	GS	Last	Record	2H	3H	4H	5+H	Total		2BI	3BI	4BI	5+BI	Total	
Arias	1	1			5/14 vs. Omaha (s)	2-0	2	1			3		1	1			2	
* Bradley	7	1	1		6/4 at Indianapolis (s)	3-5	1	2			3		2	2			4	
Clement							4				4						0	
Collins							2				2						0	
Gimenez	1				6/3 at Indianapolis (s)	1-0	5				5						0	
Johnson	3	1			5/22 at Toledo (s)	2-2	3				3		1				1	
Jones	1				5/21 at Toledo (s)	0-1	2				2		1				1	
Krieger		1			5/30 vs. Nashville (2)	0-1	3				3		1				1	
Lavarnway	3	1	2	1	6/1 at Indianapolis (s)	4-3	6				6		1	2	1		4	
Marabell		1			5/4 at Louisville 0	0-1	1				1		2				2	
Mercado	2				6/4 at Indianapolis (s)	0-2	5	1			6		2				2	
Zimmer			1		5/26 vs. Nashville (3)	0-1	5				5		2		1		3	
Team Total	20	6	4	1	Mercado, 6/4 at Ind	6-10	43	10	0	0	53		14	6	2	0	22	

\*- # of 2HR games

Current Streaks									
Hitting			On Base			Errorless			
PLAYER	Games	Started	Games	Started		Games	Last Error		
Arias	2 (.333, 2x6)	6/4 at Ind	2 (.429OBP)	6/4 at Ind		7	5/27 vs. Nas		
Bradley	2 (.571, 4x7)	6/4 at Ind	2 (.571OBP)	6/4 at Ind		23	None		
Clement	1 (.250, 1x4)	6/5 at Ind	2 (.250OBP)	6/4 at Ind		4	5/28 vs. Nas		
Collins	0	-	0	-		5	5/22 at Tol		
Gimenez	1 (.250, 1x4)	6/5 at Ind	6 (.320OBP)	5/30 vs. Nas		6	5/28 vs. Nas		
Johnson	0	-	2 (.250OBP)	6/4 at Ind		22	None		
Jones	2 (.286, 2x7)	6/4 at Ind	3 (.300OBP)	6/4 at Ind		8	5/26 vs. Nas		
Krieger	0	-	0	-		12	None		
Lavarnway	0	-	0	-		17	None		
Marabell	0	-	1 (.333OBP)	6/5 at Ind		8	5/20 at Tol		
Mercado	2 (.500, 4x8)	6/4 at Ind	10 (.450OBP)	5/26 vs. Nas		26	None		
Zimmer	1 (.500, 2x4)	5/26 vs. Nas	13 (.472OBP)	5/12 vs. Oma		16	None		

Season High Streaks		
Hitting		
Clement	7	5/6-5/27
On Base		
Jones	15	5/13-5/30
Zimmer	13	5/12-
Johnson	13	5/8-5/23
Errorless		
Mercado	26	5/4-

Base Stealing									
PLAYER	2B	Att	3B	Att	H	Att	%	R	PO
Arias	0	1				0	1	0%	0
Bradley									
Clement									
Collins									
Gimenez	0	1				0	1	0%	0
Johnson	1	1				1	1	100%	1
Jones									
Krieger		0	1			0	1	0%	0
Lavarnway									
Marabell	2	3				2	3	67%	0
Mercado	5	5				5	5	100%	2
Zimmer	4	6				4	6	67%	2
Team Total	13	18	0	1		13	19	68%	5



## Highs and Lows, Record Breakdown

Sunday, June 6

### Clippers Individual Batting

Most hits, game:	3, 10x, Mercado, 6/4 at Indianapolis (g2)
Most runs, game:	2, 14x, Mercado, 5/29 vs. Nashville
Most doubles, game:	2, 3x, Collins, 5/25 vs. Nashville
Most triples, game:	1, 4x, Mercado, 6/5 at Indianapolis
Most home runs, game:	2, Bradley, 5/22 at Toledo
Most RBI, game:	4, 2x, Zimmer, 5/26 vs. Nashville
Most stolen bases, game:	1, 13x, Mercado, 6/4 at Indianapolis (g1)
Most walks, game:	2, 12x, Arias, 6/3 at Indianapolis
Most total bases, game:	9, Bradley, 5/22 at Toledo
Longest hitting streak:	7, Clement, 5/4-5/27
Longest on base streak:	15, Jones, 5/13-5/30

### Clippers Team Batting

Most runs, game:	10, 2x, 5/14 vs. Omaha
Most runs, inning:	9, 5/28 vs. Nashville
Most hits, game:	12, 3x, 5/22 at Toledo
Most hits, inning:	6, 5/14 vs. Omaha
Most doubles, game:	4, 5/23 at Toledo
Most triples, game:	1, 4x, 6/5 at Indianapolis
Most home runs, game:	5, 5/14 vs. Omaha
Most extra base hits, game:	7, 5/14 vs. Omaha
Most total bases, game:	28, 5/14 vs. Omaha
Most stolen bases, game:	2, 5/4 at Louisville
Most walks, game:	8, 2x, 5/8 at Louisville
Most strikeouts, game:	15, 6/1 at Indianapolis
Most runners LOB, game:	12, 2x, 5/13 vs. Omaha
Fewest hits, game:	3, 5/6 at Louisville

### Clippers Individual Pitching

Most innings pitched, starter:	7.0, 2x, McCarty, 6/3 at Indianapolis
Fewest innings pitched, starter:	1.1, 4x, Moss, 5/30 vs. Nashville
Most innings pitched, reliever:	4.2, Tully, 6/5 at Indianapolis
Most strikeouts, starter:	7, 2x, McCarty, 6/3 at Indianapolis
Most strikeouts, reliever:	6, Dowdy, 5/27 vs. Nashville
Longest winning streak:	4, McCarty, 5/4-
Longest losing streak:	2, 6x, Tully, 5/25-
Most consecutive scoreless IP, starter:	10.0, McCarty, 5/4-5/16
Most consecutive scoreless IP, reliever:	11.0, Parker, 5/4-
Most runs allowed:	8, 2x, McCarty, 5/28 vs. Nashville
Most hits allowed:	11, Allen, 5/19 at Toledo
Most walks allowed:	4, 5x, Alvarez, 6/4 at Indianapolis (g1)
Most home runs allowed, game:	4, McCarty, 5/28 vs. Nashville

### Clippers Team Pitching

Most strikeouts, game:	14, 2x, 5/30 vs. Nashville
Most walks, game:	10, 2x, 5/27 vs. Nashville
Fewest walks, game:	0, 5/11 vs. Omaha
Most runs allowed, game:	13, 5/28 vs. Nashville
Most runs allowed, inning:	9, 5/23 at Toledo
Most hits allowed, game:	14, 5/30 vs. Nashville
Most hits allowed, inning:	6, 2x, 5/23 at Toledo
Fewest hits allowed, game:	3, 5/7 at Louisville
Most home runs allowed, game:	6, 5/28 vs. Nashville

### Miscellaneous

Longest winning streak:	3, 5/7-5/11
Longest losing streak:	8, 5/23-6/1
Longest game, time:	3:40, 5/8 at Louisville
Longest game, innings:	9, 26x, 6/5 at Indianapolis
Shortest game, time (9 inn.):	2:25, 5/11 vs. Omaha
Shortest game, time (7 inn.):	2:12, 6/4 at Indianapolis (g2)
Largest home crowd:	4,537, 5/30 vs. Nashville
Smallest home crowd:	2,117, 5/12 vs. Omaha
Largest winning margin:	10, 5/7 at Louisville
Largest losing margin:	11, 5/27 vs. Nashville
Largest comeback:	4, 5/14 vs. Omaha
Largest lead lost:	4, 2x, 5/23 at Toledo
Most double plays turned:	5, 5/15 vs. Omaha
Most double plays hit into:	2, 2x, 6/3 at Indianapolis
Most errors:	3, 5/28 vs. Nashville

	<u>Leading</u>	<u>Tied</u>	<u>Trailing</u>
After 6 innings:	6 - 2	2 - 5	1 - 12
After 7 innings:	7 - 1	1 - 3	1 - 15
After 8 innings:	8 - 1	1 - 1	0 - 15

1-run games:	2 - 4	3-run games:	3 - 1
2-run games:	2 - 3	Extra Innings:	0 - 0

Day games: 0 - 4 Night games: 9 - 15 DH: 0 - 2

Clippers score first:	5 - 4	Out-hitting opponents:	7 - 4
Opponent scores first:	3 - 10	Hits even:	0 - 1
Shutouts:	2 - 1	Out-hit by opponents:	2 - 14

Score at least 4 runs:	6 - 6	Commit an error:	3 - 11
Score less than 4 runs:	3 - 13	Commit no errors:	6 - 8

Last at bat wins:	2	Come from behind wins:	3
Walkoff record:	0 - 1	Losses after leading:	7

	<u>Series W-L-T</u>	<u>Series Sweeps</u>
Home	0 - 2 - 0	0 - 1
Road	1 - 1 - 0	0 - 0
Overall	1 - 3 - 0	0 - 1

### Record by Day

<u>Day</u>	<u>Home</u>	<u>Road</u>	<u>Total</u>
Sunday	0 - 2	0 - 1	0 - 3
Monday	0 - 0	0 - 0	0 - 0
Tuesday	1 - 1	2 - 1	3 - 2
Wednesday	0 - 2	1 - 1	1 - 3
Thursday	0 - 2	1 - 2	1 - 4
Friday	1 - 1	1 - 3	2 - 4
Saturday	0 - 2	2 - 1	2 - 3

### Record by Month




<u>Month</u>	<u>Home</u>	<u>Road</u>	<u>Total</u>
April	0 - 0	0 - 0	0 - 0
May	2 - 10	6 - 5	8 - 15
June	0 - 0	1 - 4	1 - 4
July	0 - 0	0 - 0	0 - 0
August	0 - 0	0 - 0	0 - 0
September	0 - 0	0 - 0	0 - 0
<b>Total</b>	<b>2 - 10</b>	<b>7 - 9</b>	<b>9 - 19</b>

### Clippers vs. the International League

<u>West</u>	<u>Home</u>	<u>Road</u>	<u>Total</u>
Indianapolis	0 - 0	1 - 4	1 - 4
Iowa	0 - 0	0 - 0	0 - 0
Louisville	0 - 0	4 - 1	4 - 1
Omaha	2 - 4	0 - 0	2 - 4
St. Paul	0 - 0	0 - 0	0 - 0
Toledo	0 - 0	2 - 4	2 - 4
<b>Total</b>	<b>2 - 4</b>	<b>7 - 9</b>	<b>9 - 13</b>

<u>South</u>	<u>Home</u>	<u>Road</u>	<u>Total</u>
Charlotte	0 - 0	0 - 0	0 - 0
Durham	0 - 0	0 - 0	0 - 0
Gwinnett	0 - 0	0 - 0	0 - 0
Jacksonville	0 - 0	0 - 0	0 - 0
Memphis	0 - 0	0 - 0	0 - 0
Nashville	0 - 6	0 - 0	0 - 6
Norfolk	0 - 0	0 - 0	0 - 0
<b>Total</b>	<b>0 - 6</b>	<b>0 - 0</b>	<b>0 - 6</b>

<u>Runs by Inn.</u>	<u>1</u>	<u>2</u>	<u>3</u>	<u>4</u>	<u>5</u>	<u>6</u>	<u>7</u>	<u>8</u>	<u>9</u>	<u>10+</u>	<u>Total</u>
Clippers	8	11	14	13	15	9	18	15	8	0	111
Opponents	13	22	23	26	9	26	21	14	10	0	164

	 <u>Opp</u>		 <u>Opp</u>		 <u>Opp</u>
0-run inn.:	188 165	3-run inn.:	3 11	6-run inn.:	1 1
1-run inn.:	37 28	4-run inn.:	4 6	7-run inn.:	1 1
2-run inn.:	11 26	5-run inn.:	1 1	8+ run inn.:	1 1



## 2021 Day by Day

Sunday, June 6

Date	Opp	Result	Time Delay	Rec.	Pos.	GA/B	Att.
5/4	Lou	W, 6-3	3:01	1-0	T1st	-	2,808
5/5	Lou	W, 2-1	3:01	2-0	T1st	-	1,778
5/6	Lou	L, 9-0	2:40 :50	2-1	T2nd	-0.5	1,841
5/7	Lou	W, 10-0	3:16	3-1	T1st	-	2,428
5/8	Lou	W, 6-3	3:40	4-1	1st	+0.5	2,582
5/9	Lou	Cancelled, Rain					
5/10	OFF DAY						
5/11	Oma	W, 2-0	2:25	5-1	1st	+1.0	2,512
5/12	Oma	L, 5-4	3:23	5-2	1st	+0.5	2,117
5/13	Oma	L, 8-6	3:38	5-3	2nd	-0.5	2,512
5/14	Oma	W, 10-7	3:10	6-3	1st	+0.5	3,714
5/15	Oma	L, 4-2	3:09	6-4	2nd	-0.5	4,066
5/16	Oma	L, 8-3	3:04	6-5	3rd	-1.5	3,747
5/17	OFF DAY						
5/18	Tol	W, 6-1	2:58	7-5	3rd	-1.0	2,493
5/19	Tol	L, 8-2	2:41	7-6	4th	-1.5	2,157
5/20	Tol	L, 9-5	3:03	7-7	4th	-2.0	2,519
5/21	Tol	L, 3-2	2:45	7-8	4th	-3.0	3,434
5/22	Tol	W, 5-3	2:35	8-8	4th	-3.0	4,221
5/23	Tol	L, 12-5	3:03	8-9	4th	-3.0	3,509
5/24	OFF DAY						
5/25	Nas	L, 8-2	2:52	8-10	T4th	-3.0	2,842
5/26	Nas	L, 6-5	2:54	8-11	6th	-4.0	3,051
5/27	Nas	L, 11-0	3:11	8-12	6th	-5.0	3,553
5/28	Nas	L, 13-9	3:19	8-13	6th	-6.0	3,406
5/29	Nas	L, 8-3	3:14	8-14	6th	-7.0	3,817
5/30	Nas	L, 9-3	3:18	8-15	6th	-8.0	4,537
5/31	OFF DAY						
6/1	Ind	L, 5-3	2:53	8-16	6th	-9.0	2,604
6/2	Ind	PPD., Rescheduled as a DH on 6/4					
6/3	Ind	W, 3-2	2:43	9-16	T6th	-8.5	2,794
6/4	Ind	L, 10-3(7)	2:26	9-17	T6th	-9.0	-
6/4	Ind	L, 5-2(7)	2:12	9-18	T6th	-10.0	5,207
6/5	Ind	L, 3-2	2:39	9-19	7th	-11.0	4,723
6/6	Ind	1:35					
6/7	OFF DAY						
6/8	low	7:38					
6/9	low	7:38					
6/10	low	8:08					
6/11	low	8:08					
6/12	low	8:08					
6/13	low	2:08					
6/14	OFF DAY						
6/15	Tol	7:05					
6/16	Tol	12:05					
6/17	Tol	7:05					
6/18	Tol	7:05					
6/19	Tol	7:05					
6/20	Tol	2:05					
6/21	OFF DAY						
6/22	Stp	7:05					
6/23	Stp	7:05					
6/24	Stp	7:05					
6/25	Stp	7:05					
6/26	Stp	7:05					
6/27	Stp	2:05					
6/28	OFF DAY						
6/29	Tol	7:05					
6/30	Tol	7:05					
7/1	Tol	7:05					
7/2	Tol	7:05					
7/3	Tol	7:05					
7/4	Tol	7:05					
7/5	OFF DAY						
7/6	Ind	7:05					
7/7	Ind	7:05					
7/8	Ind	7:05					
7/9	Ind	7:05					
7/10	Ind	7:05					
7/11	Ind	2:05					

Date	Opp	Result	Time Delay	Rec.	Pos.	GA/B	Att.
7/12	OFF DAY						
7/13	Stp	8:05					
7/14	Stp	8:05					
7/15	Stp	8:05					
7/16	Stp	8:05					
7/17	Stp	8:05					
7/18	Stp	3:05					
7/19	OFF DAY						
7/20	low	7:05					
7/21	low	7:05					
7/22	low	12:05					
7/23	low	7:05					
7/24	low	7:05					
7/25	low	4:05					
7/26	OFF DAY						
7/27	Nas	8:05					
7/28	Nas	8:05					
7/29	Nas	8:05					
7/30	Nas	8:05					
7/31	Nas	8:05					
8/1	Nas	7:15					
8/2	OFF DAY						
8/3	Oma	7:05					
8/4	Oma	7:05					
8/5	Oma	7:05					
8/6	Oma	7:05					
8/7	Oma	7:05					
8/8	Oma	4:05					
8/9	OFF DAY						
8/10	Tol	7:05					
8/11	Tol	12:05					
8/12	Tol	7:05					
8/13	Tol	7:05					
8/14	Tol	7:05					
8/15	Tol	4:05					
8/16	OFF DAY						
8/17	Oma	8:05					
8/18	Oma	8:05					
8/19	Oma	8:05					
8/20	Oma	8:05					
8/21	Oma	8:05					
8/22	Oma	6:05					
8/23	OFF DAY						
8/24	Mem	8:10					
8/25	Mem	8:10					
8/26	Mem	8:10					
8/27	Mem	8:10					
8/28	Mem	7:35					
8/29	Mem	3:05					
8/30	OFF DAY						
8/31	Stp	6:15					
9/1	Stp	6:15					
9/2	Stp	12:05					
9/3	Stp	7:05					
9/4	Stp	7:05					
9/5	Stp	4:05					
9/6	OFF DAY						
9/7	Gwn	6:15					
9/8	Gwn	6:15					
9/9	Gwn	6:15					
9/10	Gwn	7:05					
9/11	Gwn	7:05					
9/12	Gwn	4:05					
9/13	OFF DAY						
9/14	Tol	6:35					
9/15	Tol	6:35					
9/16	Tol	6:35					
9/17	Tol	7:05					
9/18	Tol	7:05					
9/19	Tol	2:05					





## Transactions

Sunday, June 6

#	Transaction	#	Transaction	#	Transaction
1	5/5- OF Ben Gamel to waivers (dfa) [27]				
2	5/5- C Rene Rivera to CLE (pur) [26]				
3	5/6- C Angel Lopez Alvarez from LYN [27]				
4	5/7- RHP Justin Garza from AKR [28]				
5	5/15- RHP Matt Koch from AZL [29]				
6	5/18- RHP Jean Carlos Mejia to CLE (rec) [28]				
7	5/21- INF Andres Gimenez from CLE (opt) [29]				
8	5/22- LHP Kyle Nelson to CLE (rec) [28]				
9	5/23- INF Owen Miller to CLE (pur) [27]				
10	5/23- LHP Zach Draper from AZL [28]				
11	5/23- RHP Jordan Stephens from AZL [29]				
12	5/24- RHP Triston McKenzie from CLE (opt) [30]				
13	5/25- RHP Kevin Herget signed [31]				
14	5/25- LHP Tanner Tully from AKR [32]				
15	5/26- RHP Triston McKenzie to CLE (rec) [31]				
16	5/27- OF Bradley Zimmer to CLE (rec) [30]				
17	5/27- LHP Anthony Gose to the TI List [29]				
18	5/28- RHP DJ Johnson to the TI List [28]				
19	5/29- RHP Nathan Ocker from LC [29]				
20	5/30- INF Ernie Clement to CLE (rec) [28]				
21	5/30- RHP Nathan Ocker to LC [27]				
22	5/30- RHP Heath Fillmyer signed [28]				
23	5/30- RHP Triston McKenzie from CLE (opt) [29]				
24	5/31- INF Ernie Clement from CLE (opt) [30]				
25	5/31- RHP Triston McKenzie to CLE (rec) [29]				
26	6/1- RHP Triston McKenzie from CLE (opt) [30]				
27	6/5- INF Bobby Bradley to CLE (rec) [29]				
28	6/5- RHP Blake Parker to CLE (pur) [28]				