



GAME NOTES

NORTHWEST ARKANSAS NATURALS

3000 GENE GEORGE BLVD • SPRINGDALE, AR 72762 • PH: 479.927.4900 • FAX: 479.756.8088

WWW.NWANATURALS.COM /NATURALS NWANATURALS @NWANATURALS

NORTHWEST ARKANSAS NATURALS (26-27) @ TULSA DRILLERS (29-22)

LHP Zack Phillips (1-1, 5.90 ERA) @ RHP Bobby Miller (2-1, 4.38 ERA)

Friday, June 10th, 2022 • 7:05 PM (CT) First Pitch • ONEOK Field • Tulsa, Oklahoma

Game 54 of 137 • Road Game 31 of 69 • Road Record: 17-13 • Night Game Record: 20-22 • North Division Record: 13-16

Streak: W2 • Last 5: 3-2 • Last 10: 4-6 • Home Record: 9-14 • Day Game Record: 6-5 • South Division Record: 13-11

Listen: www.milb.com/northwest-arkansas/fans/audio-listen-live • Watch: MiLB.tv



UPCOMING GAMES & PITCHING PROBABLES

Saturday, June 11, 2022	@ Tulsa	7:05 p.m. CT	RHP Alec Marsh (1-3, 6.10 ERA) @ TBD
Sunday, June 12, 2022	@ Tulsa	1:05 p.m. CT	RHP Noah Murdock (0-1, 7.20 ERA) @ TBD
Tuesday, June 14, 2022	ARKANSAS	7:05 p.m. CT	TBD vs. TBD

BY THE NUMBERS

(UNDERLINE INDICATES MLB LEADER) (BOLD INDICATES DOUBLE-A LEADER) (ITALICS INDICATES DOUBLE-A WORST)

.266 (14th) < AVG	.255 (6th)	5.17 (6th)	ERA > 5.04 (14th)
320 (2nd) < R	276 (9th)	1.52 (6th)	WHIP > 1.37 (2nd)
486 (3rd) < H	425 (8th)	.254 (6th)	AVG > .239 (2nd)
60 (7th) < HR	79 (2nd)	466.1 (6th) < IP	435.2 (10th)
222 (7th) < BB	221 (8th)	453 (6th)	H > 393 (2nd)
500 (8th) < K	442 (3rd)	290 (6th)	R > 269 (3rd)
73 (4th) < SB	20 (10th)	59 (14th) < HR	59 (14th)
348 (8th) < OBP	.351 (5th)	257 (9th)	BB > 206 (2nd)
.430 (5th) < SLG	.459 (2nd)	487 (5th) < K	474 (7th)
.778 (6th) < OPS	.810 (3rd)	3 (12nd) < SHO	3 (12nd)

SERIES HISTORY

NWA ALL-TIME vs. Drillers	184-201 (.478)
NWA ALL-TIME in Springdale	100-92 (.521)
NWA ALL-TIME in Tulsa	84-109 (.435)

2022 vs. Drillers	2-1 (.667)
2022 in Springdale	
2022 in Tulsa	2-1 (.667)

DATE	H/R	SCORE	WIN	LOSS	SAVE
6/7/22	R	L, 5-2	G. Stone	N. Murdock	-
6/9/22 G1	R	W, 5-3 (7)	C. Chamberlain	J. Adames	J. Dipoto
6/9/22 G2	R	W, 3-0 (7)	A. Veneziano	L. Knack	-
6/10/22	R				
6/11/22	R				
6/12/22	R				
7/4/22	H				
7/6/22	H				
7/7/22	H				
7/8/22	H				
7/9/22	H				
7/10/22	H				
8/2/22	H				
8/3/22	H				
8/4/22	H				
8/5/22	H				
8/6/22	H				
8/7/22	H				
8/30/22	R				
8/31/22	R				
9/1/22	R				
9/2/22	R				
9/3/22	R				
9/4/22	R				

NATURALS PR DEPARTMENT • NATURALS@GMAIL.COM

Dustin Dethlefs – Director, Marketing & PR – dustin@nwanaturals.com
Nicholas Badders – Broadcaster/Media Relations/Baseball Ops – nicholas@nwanaturals.com
Adam Annaratore – Creative Services Coordinator – adam@nwanaturals.com
Kelsey Chanler – Marketing and Creative Services Assistant – kelsey@nwanaturals.com

YESTERDAY'S GAMES

GAME 1	1	2	3	4	5	6	7	R	H	E	LO
NW Arkansas	0	0	0	3	0	0	2	5	6	0	2
Tulsa	0	2	1	0	0	0	0	3	5	0	7
Win: Christian Chamberlain (1-0)	Loss: Jose Adames (0-1)	Save: Jonah Dipoto (2)									
GAME 2	1	2	3	4	5	6	7	R	H	E	LO
NW Arkansas	1	0	0	2	0	0	0	3	5	0	6
Tulsa	0	0	0	0	0	0	0	0	3	1	5
Win: Anthony Veneziano (2-4)	Loss: Landon Knack (1-4)	Save: None									

TULSA, OK – The Northwest Arkansas Naturals bounced back after a loss Tuesday and rainout Wednesday to sweep a doubleheader over the Tulsa Drillers Thursday evening, with 5-3 and 3-0 wins at ONEOK Field.

- After falling behind early 3-0 in the first game, the Naturals scored eight unanswered runs over the rest of the night to claim the team's fourth straight doubleheader sweep dating back to 2021.
- The Naturals scored three runs in the fourth inning of Game 1, on a solo homer from **Nick Loftin** and two-run homer from **Logan Porter**, then two in the seventh, as **Jake Means** singled and **John Rave** scored on a wild pitch.
- The Naturals wasted no time in the second game, as doubles from **Maikel Garcia** and Loftin on the first two pitches of the game produced a run, then **Seuly Matias** and Means singled in the fourth for insurance.
- In Game 2, **Anthony Veneziano** handed over perhaps the best start of his career, as he twirled a seven-inning complete-game shutout of the Drillers, striking out five on just a walk and three hits, using only 79 pitches. It was the team's first complete game from a starting pitcher this season and the first time in his career pitching past the sixth inning.

NATURALS HITTING LEADERS

GAMES	Garcia & Massey (51)
AT-BATS	Michael Massey (209)
RUNS	Maikel Garcia (40)
HITS	Michael Massey (65)
TOTAL BASES	Michael Massey (103)
DOUBLES	Maikel Garcia (15)
TRIPLES	Tucker Bradley (3)
HOME RUNS	Seuly Matias (9)
RUNS BATTED IN	T^ Michael Massey (46)
WALKS	Maikel Garcia (33)
STRIKEOUTS	Seuly Matias (69)
STOLEN BASES	Maikel Garcia (17)
BATTING AVERAGE	Logan Porter (.333)
ON-BASE %	Logan Porter (.461)
SLUGGING %	Logan Porter (.561)
OPS	Logan Porter (1.022)

NATURALS PITCHING LEADERS

WINS	Three Tied (4)
LOSSES	Veneziano & Zepa (4)
ERA	Drew Parrish (2.13)
GAMES	Jonah Dipoto (17)
STARTS	Three Tied (10)
COMPLETE GAMES	Anthony Veneziano (1)
GAMES FINISHED	Zach Willeman (12)
SAVES	Dipoto & Sotillet (2)
INNINGS	Drew Parrish (55.0)
HITS	Ángel Zepa (51)
RUNS	Anthony Veneziano (31)
EARNED RUNS	Anthony Veneziano (31)
HOME RUNS	Anthony Veneziano (9)
HIT BATTERS	Drew Parrish (5)
WALKS	Anthony Veneziano (29)
STRIKEOUTS	* Alec Marsh (72)

* INDICATES LEAGUE LEADER // ^ INDICATES DOUBLE-A LEADER

THIS DAY IN NATURALS HISTORY

The Naturals are 2-8 all-time when playing on June 10

On June 10, 0215, the Northwest Arkansas Naturals edged out the Tulsa Drillers, 11-10 at Arvest Ballpark, as the two teams combined for 34 hits. Eight of the nine Naturals hitters in the starting lineup recorded hits, including a 4-for-5 day from right fielder **Alex Liddi** and home runs from left fielder **Lane Adams** and designated hitter **Mike Bianucci**. Bianucci blasted a three-run to cap a five-run first inning and the Naturals led until Tulsa tied the game in the sixth, then took a brief lead in the seventh inning before Adams tied things back up with a two-out solo homer, then **Adalberto Mondesi** singled, stole second and scored on a double from Liddi for the lead.

HOME/AWAY

Home Games	9-14
Away Games	17-13

TIME OF DAY

Night Games	20-22
Day Games	6-5

MONTH

April	9-11
May	13-12
June	4-4
July	
August	
September	

OPPONENT

vs. Amarillo	3-3
vs. Arkansas	2-4
vs. Corpus Christi	2-4
vs. Frisco	4-2
vs. Midland	4-2
vs. San Antonio	
vs. Springfield	5-4
vs. Tulsa	2-1
vs. Wichita	4-7

DAY OF THE WEEK

on Monday	
on Tuesday	3-6
on Wednesday	5-3
on Thursday	4-6
on Friday	5-4
on Saturday	5-4
on Sunday	4-4

THIS WEEK'S ROAD TRIP

Record	2-1
Team Batting Average	(.200)
Home Runs	3
Runs/Runs Per Game	10/3.33
Team ERA	3.27
Strikeouts	23
Saves/Opportunities	1/1

THIS WEEK IN NATURALS BASEBALL

MONDAY	TUESDAY	WEDNESDAY	THURSDAY	FRIDAY	SATURDAY	SUNDAY
6/6 OFF	6/7 @ Tulsa L, 5-2	6/8 @ Tulsa PPD/Rain	6/9 @ Tulsa W, 5-3 & W, 3-0	6/10 @ Tulsa 7:05 PM	6/11 @ Tulsa 7:05 PM	6/12 @ Tulsa 1:05 PM



FOLLOW THE LEADER

Manager Chris Widger enters his first season at the helm of the Naturals, after previous stops in *Advanced Rookie* Burlington (2019) and *High-A* Quad Cities (2021) managing Royals affiliates.

- 16 of the Naturals' 27 active players played for Widger with the Quad Cities River Bandits last season.
- 9 of the Naturals' 27 active players played under Widger with the Burlington Royals, then in Quad Cities and now in Northwest Arkansas: **Dante Biasi, Jonah Dipoto, Maikel Garcia, Michael Massey, Jake Means, Noah Murdock, Zack Phillips, Logan Porter** and **John Rave**.

EXTREME ENDS OF THE SPECTRUM

When looking at the Naturals' numbers one game to the next, it appears rather black and white with what leads to a win or loss.

- When scoring six runs or more, the Naturals are 22-4, while when scoring five runs or less, just 4-23.
- The Naturals are 17-5 when recording 10 hits or more, but when they get nine hits or less, are just 9-22.
- The Naturals are 24-8 when out-hitting their opponent or hits are tied, but 2-19 when out-hit by their opponent.
- When the Naturals score first, they are 18-9, whereas 8-18 when the opponent scores first.

ONE RUN GOES A LONG WAY

The Naturals are 3-12 in one-run games this season, meaning 12 of their 27 losses this season have been decided by just one run.

- Eight of the Naturals' last 14 losses have been by just a run.
- The Naturals have had the winning run at the plate in six losses this season (all one-run losses) and had the tying run at the plate or on base in 13 losses this season (including 10 of their one-run losses).

DOUBLE THE TROUBLE

The 5-3 and 3-0 wins yesterday over Tulsa represented the Naturals' fourth consecutive doubleheader sweep dating back to last season, also one of the quickest in franchise history.

- In 2021, the Naturals went 4-0-2 in doubleheaders, sweeping four and splitting two but never being swept. Northwest Arkansas swept the Travelers on August 4, the RoughRiders on August 14 and the Cardinals on August 27 last season, with each of the last four featuring at least one CG.
- With Game 1 taking an hour and 54 minutes and Game 2 taking an hour and 41 minutes, the 3:35 combined time of the two games ranks as the third-fastest doubleheader in franchise history, the second-fastest where both games were seven innings. The Naturals played a 3:33 double-dip on August 8, 2018 vs. Midland and 3:17 on September 2, 2010 vs. Arkansas, though the second game lasted only five innings.

ROCKIN' ROBBIE

Naturals first baseman **Robbie Glendinning** has settled into the starting first base role with the team, but more importantly has consistently gotten on base with the club.

- Glendinning is responsible for the two longest on-base streaks this season, 15 games at the start of the season and the last 16 consecutive games as well.
- The Australian reached in the first 15 games he played in 2022, hitting .300 (15-for-50) between April 8 and 29 with a .453 on-base percentage ... he has also reached base in his last 16 games, batting .242 (15-for-62) between May 21 and June 9, with a .338 OBP.
- He's reached base at least once in 41 of 46 games this season, and has reached base multiple times in 20 games, one of six Naturals to do so 20+ times.

Yo, You WANNA SEE SOME REAL SPEED?

Through 53 games, the Naturals have stolen 73 bases in 86 attempts (average 1.38 steals/game, 84.88% success rate) and pulled off a double steal 10 times.

- 73 steals ranks fourth in the Texas League, tied sixth in Double-A and tied 26th in the Minors.
- Maikel Garcia's** 17 steals (in 19 attempts) ranks fifth in the Texas League and tied seventh in all of Double-A.

MY OH MY, MICHAEL!

After a slow start to the season, second baseman **Michael Massey** has quickly become one of the top hitters in the Texas League.

- Michael has reached base in 39 of 50 games he's played this year, with a team-best 19 multi-hit games.
- The second baseman is not just tied for the Texas League lead in runs batted in, but all of Double-A too with 46 RBI, raking tied 11th in MiLB, while tied 10th in hits across the minors (65) ... among all Double-A hitters, Massey ranks fourth hits as well ... he is third in the Texas League in hits, ranks eighth in total bases (103) and tied ninth in doubles (14).
- He is scattered all across the Royals' organizational leaders, ranking first in hits, second in doubles, batting average (.311), runs batted in, extra-base hits (22) and total bases, fourth in runs scored (33), slugging percentage (.493) and OPS (.949), tied fourth in home runs (8), and ninth in on-base percentage (.356).
- From May 25 to May 28, Massey recorded multiple hits in five consecutive games, as the final five games in a season-best seven-game hitting streak and was subsequently named the league's Player of the Week.
- In the month of May, Massey hit at a .381 (37-for-97) average with a 1.016 OPS across 24 games, while recording a league-best 37 hits and ranking second with 29 runs batted in.
- Massey's turnaround at the plate truly began April 22, when he entered the day hitting just .213 and proceeded to homer in three consecutive games, April 22 to 24 in Frisco ... he went from having no home runs through the first 11 games of the season, to having eight in his last 33, leading the Naturals in homers.

GAR-SEE YA ON BASE

Shortstop **Maikel Garcia** has reached base in 45 of the 51 games he has played in this season, reaching base twice on 30 occasions, including 16 multi-hit games.

- In 233 plate appearances, the Venezuelan has reached base 92 times (59 hits + 33 walks), for a .383 on-base percentage.
- Garcia has walked 33 times and struck out 42 times, a 0.79 K/BB rate.
- The shortstop places among the Texas League leaders in several categories, ranking fifth in steals (17), sixth in walks (33), eighth in hits (59) and doubles (15) and tied eighth in runs scored (40) ... he ranks among the Double-A leader in steals (tied seventh).
- His 14-game hitting streak between April 27 and May 12 is the longest on the Naturals this year and tied for the 15th-longest in club history ... it is also tied for the second-longest in the Texas League this season ... in those 14 games, he hit .397 (23-for-58) with six doubles and a .970 OPS.

PUSHIN P(ORTER)

Catcher **Logan Porter** has quietly flown under the radar as one of the top hitters in the Royals system so far in 2022.

- Among qualified Royals minor league hitters, Porter has the highest batting average (.333), on-base percentage (.461) and OPS (1.022) and ranks second in slugging percentage (.561) ... his .463 OBP ranks third in the league and Double-A, while tied fourth among ALL Minor League hitters.
- Porter has reached base in 31 of 34 games he's played this season, with hits in 25 of 33 and 14 multi-hit games, nine of which came in May.
- In the month of May, Porter hit .343 (24-for-70) with a team-best 1.017 OPS and he had drove in 13 runs with 11 walks.

NUMERICAL QUICK ROSTER

#	PLAYER	POS	B/T
1	Rave, John	OF	L/L
3	Rivero, Sebastian	C	R/R
4	Grotjohn, Ryan	INF/OF	L/R
7	Bewley, Brhet	INF/OF	R/R
8	Garcia, Maikel	INF	R/R
9	Means, Jake	INF	R/R
11	Porter, Logan	C	R/R
12	Bradley, Tucker	OF	L/L
13	Loftin, Nick	INF/OF	R/R
14	Capps, Holden	LHP	R/L
15	Marsh, Alec	RHP	R/R
16	Glendinning, Robbie	INF	R/R
17	Phillips, Zack	LHP	L/L
21	Lacy, Asa (7-IL)	LHP	L/L
22	Woods Jr., Stephen	RHP	R/R
25	Matias, Seuly	OF	R/R
26	Massey, Michael	INF	L/R
27	Pennington, Walter	LHP	L/L
29	Murdock, Noah	RHP	R/R
32	Veneziano, Anthony	LHP	L/L
33	Klein, Will	RHP	R/R
34	Cosby, Christian	RHP	R/R
35	Webb, Nathan (7-IL)	RHP	R/R
38	Biasi, Dante	LHP	L/L
39	Sotillet, Andres	RHP	R/R
41	Haake, Zach (7-IL)	RHP	R/R
44	Stupienski, Gavin	INF/C	L/R
45	Del Rosario, Yefri	RHP	R/R
51	Chamberlain, Christian	LHP	L/L
55	Dipoto, Jonah	RHP	R/R
	Cropley, Tyler (7-IL)	C	R/R

ALPHABETICAL QUICK ROSTER

#	PLAYER	POS	B/T
7	Bewley, Brhet	INF/OF	R/R
38	Biasi, Dante	LHP	L/L
12	Bradley, Tucker	OF	L/L
14	Capps, Holden	LHP	R/L
51	Chamberlain, Christian	LHP	L/L
34	Cosby, Christian	RHP	R/R
	Cropley, Tyler (7-IL)	C	R/R
45	Del Rosario, Yefri	RHP	R/R
55	Dipoto, Jonah	RHP	R/R
8	Garcia, Maikel	INF	R/R
16	Glendinning, Robbie	INF	R/R
4	Grotjohn, Ryan	INF/OF	L/R
41	Haake, Zach (7-IL)	RHP	R/R
33	Klein, Will	RHP	R/R
21	Lacy, Asa (7-IL)	LHP	L/L
13	Loftin, Nick	INF/OF	R/R
15	Marsh, Alec	RHP	R/R
26	Massey, Michael	INF	L/R
25	Matias, Seuly	OF	R/R
9	Means, Jake	INF	R/R
29	Murdock, Noah	RHP	R/R
27	Pennington, Walter	LHP	L/L
17	Phillips, Zack	LHP	L/L
11	Porter, Logan	C	R/R
1	Rave, John	OF	L/L
3	Rivero, Sebastian	C	R/R
39	Sotillet, Andres	RHP	R/R
44	Stupienski, Gavin	INF/C	L/R
32	Veneziano, Anthony	LHP	L/L
35	Webb, Nathan (7-IL)	RHP	R/R
22	Woods Jr., Stephen	RHP	R/R

BATTING

LEFTIES	5
RIGHTIES	9
SWITCH	0

PITCHING

LEFTIES	7
RIGHTIES	10

PRO-NUN-SEE-AY-SHUNS

4 RYAN GROTJOHN (GROET-john)

21 ASA LACY (AY-suh)

41 ZACH HAAKE (hockey)

BENCH COACH 23: MIKE JIRSCHLE (jursh-LEE)

7 BRHET BEWLEY (Brett Bew-lee)

32 ANTHONY VENEZIANO (va-nee-zee-ah-no)

45 YEFRI DEL ROSARIO (Jeffrey)

8 MAIKEL GARCIA (my-KELL gar-SEE-uh)

38 DANTE BIASI (bee-AH-zee)

55 JONAH DIPOTO (dih-POH-to)

25 SEULY MATIAS (soo-lee mah-TEE-as)

39 ÁNDRES SOTILLET (ahn-DRACE soh-tee-YAY)



NATURALS HARDWARE SHELF

Players of the Month

TBD

Pitchers of the Month (1)

- May: LHP Drew Parrish ... started five games and went 3-1 with a 0.59 ERA (2 ER in 30.2 IP) ... only allowed 15 hits and four walks, while striking out 29 opposing hitters ... among qualified Texas League pitchers, threw the most innings and had the lowest ERA and WHIP (0.62), while holding opponents to a .144 average.

Players of the Week (2)

- April 25 to May 1: 2B Michael Massey ... hit .417 (10-for-28) across six games with a league-best 19 total bases and nine runs batted in, while tied for the Texas League lead with 10 hits. His 1.221 OPS ranked third among players with at least 20 at-bats, while his .417 average tied for second among that same group.
- May 23 to May 29: 2B Michael Massey ... hit a league-best .481 (13-for-27) across six games in Midland, while tied for the league lead with 19 total bases. He drove in nine runs as well, doubling three times with one home run, a go-ahead grand slam on May 24 and collected multiple hits in each of the first five games of the series.

Pitchers of the Week (2)

- May 2 to May 8: LHP Drew Parrish ... threw 7.0 scoreless innings on May 7 @ Springfield ... held the Cardinals to just two hits and one walk while striking out four. He retired the first eight he faced and the final five, with five 1-2-3 frames.
- May 9 to May 15: LHP Drew Parrish ... threw 7.0 scoreless innings on May 13 vs. Wichita ... held the Wind Surge to just three hits and no walks while striking out nine. Between the second and sixth innings, he retired 13 straight batters, retiring the side 1-2-3 in the first inning, as well as the third through sixth.

TOOLS TEAM

Five Naturals players were listed in *Baseball America's* 2022 Best Tools Survey of the Kansas City Royals' organization.

- CF Nick Loftin is rated as having the "*Best Strike-Zone Discipline*" in the system.
- SS Maikel Garcia is rated as having the "*Best Infield Arm*" in the system.
- RF Seuly Matias is rated as having the "*Best Outfield Arm*" in the system.
- LHP Asa Lacy is rated as having the "*Best Slider*" in the system.

QUICK FACTS

Founded	2008
Colors	Navy Blue, Burgundy, Gold and White
League	Texas League (Since 2008)
Ownership	Rich Entertainment Group
General Manager	Justin Cole (9th Season)
Home Ballpark (Capacity)	Arvest Ballpark (7,350, 6,500 seats)
Dimensions	LF- 327 LCF- 377 CF- 400 RCF- 378 RF- 325
Wall Heights	LF-LCF: 9 feet CF: 11 feet RCF-RF: 9 feet











ROSTER BREAKDOWN

Age 20	0	Native of Australia	1
Age 21	0	Native of Dominican Republic	2
Age 22	4	Native of United States	25
Age 23	6	Native of Venezuela	3
Age 24	8	Acquired by Royals via Free Agency	12
Age 25	5	(International) ... 4 (Minor League) ... 5 (Undrafted) ... 3	
Age 26	4	Acquired by Royals via Trade	1
Age 27	3	Acquired by Royals via First Year Player Draft	18
Age 28	1	(High School) ... 1 (Rounds 1-5) ... 7 (2016-18 Drafts) ... 5	
Age 29	0	(2nd Year/College) ... 0 (Rounds 6-10) ... 5 (2019 Draft) ... 9	
Average Age	24 Years 114 Days	(3rd Year/College) ... 13 (Rounds 11-20) ... 1 (2020 Draft) ... 4	
Median Age	24	(4th+ Year/College) ... 4 (Rounds 21-40) ... 5 (2021 Draft) ... 0	

ROYALS TOP-30 PROSPECTS (RANKING ACCORDING TO MLB PIPELINE)

#	PLAYERS (POSITION)	OVERALL RANKING	BASEBALL AMERICA RANKING
3	Asa Lacy (LHP) (IL)	66 th Overall / 4 th LHP	Royals 5 th / 9 th LHP
5	Nick Loftin (OF)		Royals 12 th
11	Alec Marsh (RHP)		Royals 14 th
16	Anthony Veneziano (LHP)		Royals 30 th
18	Will Klein (RHP)		Royals 22 nd
20	Maikel Garcia (SS)		Royals 15 th
21	Michael Massey (2B)		Royals 13 th
22	Noah Murdock (RHP)		Royals 26 th
28	Nathan Webb (RHP) (IL)		-
29	Christian Chamberlain (LHP)		-
-	Yefri Del Rosario (RHP)		Royals 25 th

UNIFORM RECORDS

 Navy/Red (16-15) Home: 7-9 Road: 10-6	 Red (7-7) Home: 0-0 Road: 7-7	 White/Navy (2-4) Home: 2-4 Road: 0-0	 Los Naturales Home: 0-0 Road: 0-0	 Growlin' Chickens Home: 0-0 Road: 0-0	 Fauxback Home: 0-0 Road: 0-0
 White (7-7) Home: 7-7 Road: 0-0	 Grey (7-6) Home: 0-0 Road: 7-6	 Navy (12-13) Home: 2-6 Road: 10-7	 Los Naturales Home: 0-0 Road: 0-0	 Growlin' Chickens Home: 0-0 Road: 0-0	 Fauxback Home: 0-0 Road: 0-0
HOME UNIFORM COMBINATIONS			ROAD UNIFORM COMBINATIONS		
Navy/Red Hat & White Jersey: 6-5 White Hat & White Jersey: 1-2 Red Hat & White Jersey: 0-0 Specialty/Theme Uniforms: 1-0			Navy/Red Hat & Navy Jersey: 1-4 White Hat & Navy Jersey: 1-2 Red Hat & Navy Jersey: 0-0		
			Navy/Red Hat & Grey Jersey: 4-2 Navy/Red Hat & Navy Jersey: 6-4 Red Hat & Grey Jersey: 3-4 Red Hat & Navy Jersey: 4-3		

NATURALS IN-SEASON BIRTHDAYS

APRIL (3)

4/14 – Walter Pennington (24)
4/14 – Jake Means (26)
4/25 – Ryan Grotjohn (27)

MAY (5)

5/6 – Tucker Bradley (24)
5/7 – Derrick Lewis (46)
5/14 – Alec Marsh (24)
5/14 – Christian Colón (33)
5/21 – Chris Widger (51)

JUNE (2)

6/2 – Asa Lacy (23)
6/10 – Stephen Woods Jr. (27)

JULY (2)

7/11 – Zack Phillips (24)
7/12 – Logan Porter (27)
7/20 – Christian Chamberlain (23)

AUGUST (2)

8/20 – Noah Murdock (24)
8/20 – Nathan Webb (25)

SEPTEMBER (6)

9/1 – Anthony Veneziano (25)
9/3 – Jonah Dipoto (26)
9/4 – Seuly Matias (24)
9/23 – Yefri Del Rosario (23)
9/25 – Nick Loftin (24)



2022 BREAKING ROSTER

Pitchers (16): LHP Dante Biasi, LHP Holden Capps, RHP Christian Cosby, RHP Yefri Del Rosario, RHP Jonah Dipoto, RHP Zach Haake, LHP Asa Lacy, RHP Alec Marsh, LHP Drew Parrish, LHP Zack Phillips, RHP Andrés Sotillet, LHP Anthony Veneziano, RHP Nathan Webb, RHP Zach Willeman, RHP Stephen Woods Jr. and LHP Ángel Zerpa.

Catchers (3): Tyler Cropley, Sebastian Rivero, Logan Porter

Infielders (7): Nathan Eaton, Maikel Garcia, Robbie Glendinning, Ryan Grotjohn, Michael Massey, Jake Means, Gavin Stupienski

Outfielders (4): Tucker Bradley, Nick Loftin, Seuly Matias, John Rave

- 4/4 Kansas City Royals announce Breaking Roster
- 4/8 LHP **Holden Capps** placed on the development list
INF **Gavin Stupienski** placed on the development list
- 4/12 RHP **Nate Webb** placed on the 7-day injured list
- 4/16 LHP **Holden Capps** activated from the development list
- 4/19 C **Tyler Cropley** placed on the 7-day injured list
RHP **Christian Cosby** placed on the 7-day injured list
INF **Gavin Stupienski** activated from the development list
- 4/21 LHP **Walter Pennington** transferred to Northwest Arkansas (AA) from Quad Cities (A+)
- 4/23 RHP **Zach Haake** placed on the 7-day injured list
RHP **Patrick Halligan** transferred to Northwest Arkansas (AA) from Columbia (A)
- 4/26 RHP **Patrick Halligan** transferred to Quad Cities (A+) from Northwest Arkansas (AA)
- 4/28 RHP **Andrés Sotillet** transferred to Omaha (AAA) from Northwest Arkansas (AA)
- 5/3 INF **Ryan Grotjohn** placed on the Development List
INF **Brhet Bewley** activated from the Quad Cities Injured List and transferred to Northwest Arkansas (AA)
LHP **Patrick Smith** transferred to Northwest Arkansas (AA) from Quad Cities (A+)
LHP **Marcelo Martinez** transferred to Northwest Arkansas (AA) from Omaha (AAA)
- 5/8 C **Sebastian Rivero** recalled by Kansas City (MLB) from Northwest Arkansas (AA)
- 5/9 C **Sebastian Rivero** optioned to Northwest Arkansas (AA)
C **Sebastian Rivero** recalled by Kansas City (MLB) from Northwest Arkansas (AA)
- 5/10 LHP **Asa Lacy** placed on the 7-day injured list
INF **Ryan Grotjohn** activated from the Development List
- 5/13 C **Sebastian Rivero** optioned to Northwest Arkansas (AA)
- 5/14 LHP **Patrick Smith** placed on the Development List
RHP **Will Klein** activated from the 7-day injured list
- 5/17 C **Sebastian Rivero** recalled by Kansas City (MLB) from Northwest Arkansas (AA)
- 5/21 LHP **Marcelo Martinez** transferred to Omaha (AAA) from Northwest Arkansas (AA)
- 5/24 LHP **Patrick Smith** transferred to Quad Cities (A+) from Northwest Arkansas (AA)
RHP **Andrés Sotillet** transferred to Northwest Arkansas (AA) from Omaha (AAA)
- 5/26 OF **John Rave** transferred to Omaha (AAA) from Northwest Arkansas (AA)
INF **Nate Eaton** transferred to Omaha (AAA) from Northwest Arkansas (AA)
- 5/28 C **Sebastian Rivero** optioned to Northwest Arkansas (AA)
- 5/31 RHP **Christian Cosby** activated from the 7-day injured list
LHP **Christian Chamberlain** transferred to Northwest Arkansas (AA) from Quad Cities (A+)
RHP **Zach Willeman** transferred to Omaha (AAA) from Northwest Arkansas (AA)
- 6/1 OF **Parker Bates** transferred to Northwest Arkansas (AA) from Quad Cities (A+)
RHP **Andrés Sotillet** transferred to Omaha (AAA) from Northwest Arkansas (AA)
- 6/3 LHP **Drew Parrish** transferred to Omaha (AAA) from Northwest Arkansas (AA)
RHP **Noah Murdock** transferred to Northwest Arkansas (AA) from Quad Cities (A+)
- 6/4 OF **John Rave** transferred to Northwest Arkansas (AA) from Omaha (AAA)
- 6/7 OF **Parker Bates** transferred to Quad Cities (A+) from Northwest Arkansas (AA)
- 6/10 RHP **Andrés Sotillet** transferred to Northwest Arkansas (AA) from Omaha (AAA)
LHP **Ángel Zerpa** recalled by Kansas City (MLB) from Northwest Arkansas (AA)



#36 CHRIS WIDGER • MANAGER

- Chris Widger will manage the Naturals after guiding the River Bandits to a High-A Central championship in their first season as a Kansas City affiliate in 2021. In doing so, he was named the Minor League Manager of the Year by *Baseball America* following the 2021 season.
- 2022 marks Widger's seventh year in the Royals' organization, as he was slated to manage Advanced-A Wilmington in 2020 and led Burlington to the Appalachian League Championship Series in his first season as Manager in 2019. Prior to that, he was Wilmington's Bench Coach from 2016-18.
- Before joining the Royals organization, he managed the Independent League Camden Riversharks in 2015 and was their Pitching Coach from 2012-14.
- A third-round pick by Seattle in the 1992 Draft, Widger played in parts of 10 seasons in the Majors with the Mariners (1995-96, 2000), Expos (1997-2000), Yankees (2002), Cardinals (2003), White Sox (2005-06) and Orioles (2006), winning a World Series with Chicago in 2005.
- Widger and his wife, Whitney, reside in Pennsville, N.J., with their children: C.J., Ashlynn and Skylar.



#43 DERRICK LEWIS • PITCHING COACH

- Derrick Lewis is in his third season with the Royals' organization and second as pitching coach at Northwest Arkansas.
- He spent the previous 16 seasons in the Atlanta Braves' organization, the first 14 as a Minor League pitching coach and the last two as the Pitching Coordinator.
- Pitching coach timeline: 2004-07: GCL Braves (Gulf Coast League, RK)... 2008-10: Danville Braves (Appalachian League, RK)... 2011-13: Rome Braves (South Atlantic League, A)... 2014: Lynchburg Hillcats (Carolina League, A+)... 2015-2016: Carolina Mudcats (Carolina League, A+)... 2017: Mississippi Braves (Southern League, AA)
- He played seven seasons in the Braves' organization from 1997-2003, after being selected in the 20th round of the 1997 draft.
- Lewis and his wife, Roslyn, reside in Charlotte, North Carolina, with their daughter, Skye and Son, Lake.



#6 ABRAHAM NÚÑEZ • HITTING COACH

- Abraham Núñez enters his fourth season as Northwest Arkansas' hitting coach after serving in the same capacity with High-A Wilmington (2015-2018), Class-A Lexington (2014), Rookie Advanced Burlington (2013) and the Dominican Royals (2012).
- Núñez played for parts of 12 seasons in the Majors with the Pirates (1997-2004), Cardinals (2005), Phillies (2006-2007) and Mets (2008). A switch-hitter, he owns a career average of .242 as a utility infielder in the big leagues, primarily playing third base, but could play all four infield positions.
- His best season came in 2005 when he batted .285 in 139 games for the National League Champion St. Louis Cardinals.
- Lifetime .346 (9-for-28) hitter in the postseason, including the 2005 National League Championship Series with St. Louis when he hit .385, though did not play in the World Series.
- Born in Santo Domingo, Dominican Republic, he now resides in Hudson, Massachusetts.



#27 CHRISTIAN COLÓN • ASSISTANT HITTING COACH

- Christian Colón returns to the organization as the Naturals Assistant Hitting Coach in 2022, following a 12-year professional career.
- He was the Royals first-round pick in the 2010 MLB Draft, scored the winning run in the 2014 AL Wild Card game and had the game-winning hit in the title-clinching Game 5 of the 2015 World Series.
- After being drafted in 2010, Colón ascended to Northwest Arkansas by 2011 and between 2011, 2012 and 2014, played 202 games for the Naturals ... In 2011, Colón led the Texas League in sacrifices (21), while leading the team in at-bats (491) and hits (126). His 21 sacrifices that season are the most a Naturals player has ever recorded in a single season, while 28 overall are tied for the club record.
- During his playing career, he made stops in Miami (2017) and Cincinnati (2019-20) ... spent 2021 with the Rich Baseball-owned Buffalo Bisons (Triple-A, Toronto) before announcing his retirement.
- He also played in parts of four seasons in the Puerto Rican Winter League.
- Christian lives in Cave Springs, Ark. (15 minutes North of Arvest Ballpark) with his wife, Kayla, and three daughters, Marley, Mia and Lucy.



#23 MIKE JIRSCHLE • BENCH COACH

- Mike Jirschele enters his first season as the Bench Coach for Northwest Arkansas after spending last season in the same role for Manager Chris Widger in Quad Cities.
- He served as a Special Assistant to the General Manager in 2020 and was on the Royals coaching staff as the Third Base Coach from 2014-19 and won the World Series in 2015.
- Jirschele previously managed the Triple-A Omaha franchise for 11 seasons (2003-13), leading the team to four division titles, three-straight trips to the Pacific Coast League championship round (2011-13), two PCL titles (2011, 2013) and a Triple-A Championship in 2013.
- He earned the 2011 Mike Coolbaugh Award for outstanding baseball work ethic, knowledge of the game and skill in mentoring young players on the field.
- Prior to his 11-year stint with Omaha, he served as the Royals Minor League Infield Coordinator for four years (1998-2002), while he held managerial positions with Omaha (1995-97), Wilmington (1994), Rockford (1993) and the Gulf Coast Royals (1992).
- Jirschele was originally selected by the Texas Rangers in the fifth round of the 1977 MLB Draft and played in 999 minor league games over 13-plus seasons in the Rangers and Royals systems.



DANNY ACCOLA • CERTIFIED ATHLETIC TRAINER

- Danny Accola is entering his seventh season with the Royals organization and first as the certified athletic trainer with the Naturals, after serving in the same role with the Quad Cities in 2021.
- He was slated to serve in that role with Wilmington in 2020 and previously filled those roles with Lexington in 2019, Burlington from 2017-18 and with Surprise in 2016.
- Accola graduated from the University of Central Missouri in 2014 and previously held an athletic training internship with the Denver Broncos in 2013.



C.J. MIKKELSEN • STRENGTH & CONDITIONING COACH

- C.J. Mikkelsen will serve as the Northwest Arkansas Strength & Conditioning Coach for the second consecutive season, after being slated to fill that same role at Idaho Falls in 2020.
- He graduated in December 2019 with a master's degree in sports physiology from Texas A&M University, where he also worked as a Sports Performance Graduate Intern.
- Mikkelsen earned his bachelor's degree in exercise and wellness from Arizona State University in 2016. He resides in Desert Hills, Arizona.



DREW EPPERSON
VIDEO COORDINATOR



MITCH MEYER
VIDEO COORDINATOR



Zack Phillips - Pitching - Stat Splits - 2022 - Regular Season

Split	Team	W	L	ERA	G	GS	CG	SHO	SV	IP	H	R	ER	HR	HB	BB	IBB	SO	WHIP	AVG	AB	WP	BK	GIDP	TBF	NP-S
Home Games	NWA	0	0	3.55	6	0	0	0	0	12.2	11	5	5	1	1	7	0	8	1.42	.239	46	1	0	3	54	194 - 111
Away Games	NWA	1	1	7.71	7	0	0	0	0	16.1	18	15	14	2	2	8	0	12	1.59	.300	60	0	0	4	71	262 - 162
Day Games	NWA	1	0	0.00	2	0	0	0	0	4.0	3	0	0	0	0	1	0	3	1.00	.214	14	0	0	1	15	57 - 38
Night Games	NWA	0	1	6.84	11	0	0	0	0	25.0	26	20	19	3	3	14	0	17	1.60	.283	92	1	0	6	110	399 - 235
On Grass	NWA	1	1	5.90	13	0	0	0	0	29.0	29	20	19	3	3	15	0	20	1.52	.274	106	1	0	7	125	456 - 273
April	NWA	0	0	10.54	5	0	0	0	0	13.2	18	16	16	1	3	6	0	6	1.76	.333	54	1	0	3	64	217 - 134
May	NWA	1	1	2.19	6	0	0	0	0	12.1	10	4	3	2	0	7	0	11	1.38	.233	43	0	0	3	50	196 - 116
June	NWA	0	0	0.00	2	0	0	0	0	3.0	1	0	0	0	0	2	0	3	1.00	.111	9	0	0	1	11	43 - 23
On Tuesdays	NWA	0	0	2.70	1	0	0	0	0	3.1	3	1	1	1	0	2	0	4	1.50	.250	12	0	0	1	14	53 - 30
On Wednesdays	NWA	0	0	6.14	4	0	0	0	0	7.1	8	5	5	1	0	5	0	7	1.77	.286	28	1	0	1	33	123 - 71
On Thursdays	NWA	0	1	9.64	2	0	0	0	0	4.2	6	6	5	1	2	0	0	1	1.29	.353	17	0	0	1	20	60 - 42
On Fridays	NWA	0	0	0.00	1	0	0	0	0	3.0	2	0	0	0	0	1	0	0	1.00	.182	11	0	0	0	12	44 - 26
On Saturdays	NWA	0	0	10.80	3	0	0	0	0	6.2	7	8	8	0	1	6	0	5	1.95	.292	24	0	0	3	31	119 - 66
On Sundays	NWA	1	0	0.00	2	0	0	0	0	4.0	3	0	0	0	0	1	0	3	1.00	.214	14	0	0	1	15	57 - 38
In games following a win	NWA	1	1	8.00	8	0	0	0	0	18.0	20	17	16	3	3	10	0	12	1.67	.303	66	0	0	6	80	292 - 175
In games following a loss	NWA	0	0	2.45	5	0	0	0	0	11.0	9	3	3	0	0	5	0	8	1.27	.225	40	1	0	1	45	164 - 98
Reliever	NWA	1	1	5.90	13	0	0	0	0	29.0	29	20	19	3	3	15	0	20	1.52	.274	106	1	0	7	125	456 - 273

Split	Team	AVG	G	AB	R	H	2B	3B	HR	RBI	BB	IBB	SO	SB	CS	OBP	SLG	OPS	HBP	SAC	SF	GIDP
vs Left	NWA	.120	11	25		3	0	0	0	0	5	0	8			.333	.120	.453	3	0	0	1
vs Right	NWA	.321	12	81		26	4	0	3	16	10	0	12			.391	.481	.872	0	0	1	6
Team is ahead	NWA	.238	2	21		5	1	0	0	2	2	0	6			.304	.286	.590	0	0	0	0
Team is behind	NWA	.275	10	80		22	3	0	3	13	12	0	14			.385	.425	.810	3	0	1	6
Score is tied	NWA	.400	2	5		2	0	0	0	1	1	0	0			.500	.400	.900	0	0	0	1
Batting First	NWA	.231	11	13		3	1	0	0	3	0	0	1			.286	.308	.594	1	0	0	0
Batting Second	NWA	.083	11	12		1	1	0	0	0	2	0	1			.214	.167	.381	0	0	0	1
Batting Third	NWA	.364	11	11		4	0	0	1	3	2	0	1			.500	.636	1.136	1	0	0	0
Batting Fourth	NWA	.091	10	11		1	0	0	0	0	1	0	2			.167	.091	.258	0	0	0	3
Batting Fifth	NWA	.357	12	14		5	2	0	0	1	2	0	5			.438	.500	.938	0	0	0	1
Batting Sixth	NWA	.333	11	12		4	0	0	0	1	2	0	1			.429	.333	.762	0	0	0	0
Batting Seventh	NWA	.417	11	12		5	0	0	1	4	1	0	3			.429	.667	1.096	0	0	1	1
Batting Eighth	NWA	.250	10	12		3	0	0	1	3	2	0	4			.357	.500	.857	0	0	0	0
Batting Ninth	NWA	.333	10	9		3	0	0	0	1	3	0	2			.538	.333	.871	1	0	0	1
Leading Off	NWA	.375	12	24		9	2	0	0	0	3	0	4			.464	.458	.922	1	0	0	0
First Inning	NWA	.000	1	1	0	0	0	0	0	0	0	0	0	0	0	.000	.000	.000	0	0	0	0
Second Inning	NWA	.400	2	5	2	2	1	0	0	2	1	0	1	0	0	.500	.600	1.100	0	0	0	1
Third Inning	NWA	.400	3	10	6	4	0	0	0	3	4	0	3	0	0	.571	.400	.971	0	0	0	0
Fourth Inning	NWA	.167	2	6	1	1	0	0	1	1	1	0	0	0	0	.286	.667	.953	0	0	0	1
Fifth Inning	NWA	.154	5	13	0	2	0	0	0	0	3	0	7	0	0	.313	.154	.467	0	0	0	1
Sixth Inning	NWA	.286	6	21	4	6	1	0	1	4	1	0	5	0	1	.348	.476	.824	1	0	0	1
Seventh Inning	NWA	.261	7	23	5	6	2	0	1	5	3	0	4	0	0	.357	.478	.835	1	0	1	0
Eighth Inning	NWA	.389	5	18	1	7	0	0	0	0	2	0	0	0	0	.450	.389	.839	0	0	0	2
Ninth Inning	NWA	.000	3	6	0	0	0	0	0	0	0	0	0	0	0	.143	.000	.143	1	0	0	1
Extra Innings	NWA	.333	1	3	1	1	0	0	0	1	0	0	0	0	0	.333	.333	.666	0	0	0	0
Bases Empty	NWA	.319	11	47		15	2	0	1	1	9	0	9			.448	.426	.874	2	0	0	0
Runner at 1st	NWA	.172	11	29		5	0	0	2	4	3	0	4			.250	.379	.629	0	0	0	7
Runner at 2nd	NWA	.333	7	12		4	1	0	0	4	0	0	2			.385	.417	.802	1	0	0	0
Runner at 3rd	NWA	1.000	1	1		1	0	0	0	1	0	0	0			1.000	1.000	2.000	0	0	0	0
Runners at 1st & 2nd	NWA	.200	7	10		2	1	0	0	1	1	0	3			.273	.300	.573	0	0	0	0
Runners at 1st & 3rd	NWA	.000	2	1		0	0	0	0	1	1	0	0			.333	.000	.333	0	0	1	0
Runners at 2nd & 3rd	NWA	1.000	1	1		1	0	0	0	1	0	0	0			1.000	1.000	2.000	0	0	0	0
Bases Loaded	NWA	.200	2	5		1	0	0	0	3	1	0	2			.333	.200	.533	0	0	0	0
Runners On	NWA	.237	13	59		14	2	0	2	15	6	0	11			.313	.373	.686	1	0	1	7
Scoring Position	NWA	.300	10	30		9	2	0	0	11	3	0	7			.371	.367	.738	1	0	1	0
No Outs	NWA	.317	12	41		13	3	0	1	3	5	0	5			.417	.463	.880	2	0	0	4
One Out	NWA	.207	11	29		6	1	0	1	5	5	0	8			.333	.345	.678	1	0	1	3
Two Outs	NWA	.278	13	36		10	0	0	1	8	5	0	7			.366	.361	.727	0	0	0	0
Late / Close	NWA	.400	2	5		2	0	0	0	1	1	0	0			.500	.400	.900	0	0	0	1
Ahead in Count	NWA	.229	12	35		8	1	0	0	3	0	0	12			.222	.257	.479	0	0	1	2
Behind in Count	NWA	.333	11	30		10	2	0	2	6	15	0	3			.556	.600	1.156	0	0	0	1
0-0 Count	NWA	.308	8	13		4	0	0	1	5	0	0	0			.357	.538	.895	1	0	0	1
0-1 Count	NWA	.083	8	12		1	0	0	0	0	0	0	0			.083	.083	.166	0	0	0	2
0-2 Count	NWA	.400	8	10		4	1	0	0	1	0	0	5			.400	.500	.900	0	0	0	0
1-0 Count	NWA	.182	6	11		2	1	0	0	1	0	0	0			.182	.273	.455	0	0	0	1
1-1 Count	NWA	.273	7	11		3	0	0	0	1	0	0	0			.385	.273	.658	2	0	0	1
1-2 Count	NWA	.231	7	13		3	0	0	0	2	0	0	7			.214	.231	.445	0	0	1	0
2-0 Count	NWA	.667	3	3		2	0	0	1	1	0	0	0			.667	1.667	2.334	0	0	0	0
2-1 Count	NWA	.500	5	6		3	1	0	0	1	0	0	0			.500	.667	1.167	0	0	0	0
2-2 Count	NWA	.235	8	17		4	1	0	0	1	0	0	5			.235	.294	.529	0	0	0	2
3-0 Count	NWA	.000	4	0		0	0	0	0	0	4	0	0			1.000	.000	1.000	0	0	0	0
3-1 Count	NWA	.667	5	3		2	0	0	1	2	5	0	0			.875	1.667	2.542	0	0	0	0
3-2 Count	NWA	.143	9	7		1	0	0	0	1	6	0	3			.538	.143	.681	0	0	0	0
Pitcher	NWA	.274	13	106		29	4	0	3	16	15	0	20			.376	.396	.772	3	0	1	7



#17 ZACK PHILLIPS

BORN: July 11, 1998 in Sierra Vista, Arizona (Age 23)**HOMETOWN:** Texarkana, Arkansas**HEIGHT/WEIGHT:** 6'1"/170 lbs**SEASON WITH NATURALS:** 1st Season**DRAFT:** Round 27 - 2019 (Kansas City Royals)**COLLEGE:** University of Mississippi (Oxford, Mississippi)**COLLEGE:** Grayson College (Denison, Texas)**HIGH SCHOOL:** Texas High School (Texarkana, Texas)

SCOUTING REPORT

FASTBALL: Four-seam and two-seam**SLIDER:** Also features a cutter that is slightly harder than his fastball**CHANGEUP**

2022 SEASON

- Making his first professional start tonight for Naturals, first 58 appearances of his pro career have been out of the bullpen, but 13 of his 19 outings in 2019 at Ole Miss were starts.
- 7 scoreless outings this season, including his last three outings have all been scoreless, 4.1 innings from 5/29 to 6/4.
- **Has not allowed an earned run in his last six appearances (10.0 innings) ... tied for the fourth-longest active streak in Texas League, 5/18 to 6/4 (both games and innings).**
- Threw career-high 60 pitches in first appearance of the season, April 9 @ Springfield.
- Has thrown 3.0 innings or more in 3 of 13 appearances, at least 2.0 innings 10 times, including first 9 outings of 2022.

CAREER NOTES

2021

- Split the season between Columbia (A) and Quad Cities (A+), combining to pitch in 25 games out of the bullpen with an 0-4 record, but three saves and a 2.06 ERA (11 ER in 48.0 IP) while walking just 13 and striking out 51.
- Was assigned to the River Bandits on 5/26 to begin the season and pitched in seven High-A games before being assigned to the Fireflies on 6/30 ... after a brief stint on the Temporary Inactive List and just over a week on the Injured List in August, returned to pitch for Columbia at the end of the month and was promoted back to Quad Cities on 9/10 and remained with the River Bandits through the end of the postseason.
- 16 of his 25 total appearances were scoreless between the Fireflies and River Bandits, surrendering more than an earned run just twice all season.
- Across 15 outings with the Fireflies, walked just four batters while striking out 37, a strike-to-walk ratio of 9.25.
- Between Columbia and Quad Cities, did not allow a run in June, totaling 10.0 innings over eight games between the two teams, allowing just six hits and five walks, while striking out 11 with a .167 opponents' batting average (6-for-36).
- Also did not allow an earned run over four sporadic appearances in August with Columbia, saving one game and pitching 8.1 innings with just an unearned run surrendered, along with two hits and two walks while striking out seven.
- Pitched twice for Quad Cities in the High-A Central Championship Series against Cedar Rapids (MIN), allowing one earned run over 4.2 innings, while walking just one and striking out five.

2019

- After being drafted, was assigned to Burlington (R) in the Appalachian League and pitched in 20 games out of the bullpen for the B-Royals, going 4-1 with two saves and a 2.15 ERA (9 ER in 37.2 IP), while striking out 29.
- 12 of his 20 outings were scoreless while he never allowed more than two earned runs in a game and held the opponent under two on 18 occasions.
- Did not allow a run across a 16.1-inning stretch, that spanned over a month, from 7/10 to 8/18 ... across eight straight scoreless outings, he went 3-0 with 14 strikeouts, allowing 12 hits and just five walks.
- Pitched twice for Burlington in the Appy League playoffs, pitching out of the bullpen in the Division Series with Pulaski (NYY) and the Championship Series against Johnson City (STL) ... across the postseason, he allowed two runs in 4.0 innings while striking out 3.

COLLEGE (2017-2019)

- Played his first two years of collegiate baseball at Grayson College in Denison, Texas, before transferring to Ole Miss for his junior year in 2019.
- **JUNIOR (2019):** Transferred to the University of Mississippi after two years of JUCO baseball and made 19 total appearances (13 starts) for the Rebels (SEC) ... in his one season at Ole Miss, he went 4-3 with a 4.99 ERA (34 ER in 61.1 IP), while striking out 52 ... threw a career-high 7.0 innings against UAB on 3/9, allowing two runs (one earned) on six hits and one walk, striking out a career-high seven to earn his first career win ... started the first combined no-hitter in program history, turning in 3.0 perfect innings with four strikeouts against Arkansas-Pine Bluff on 3/20 ... tossed 2.1 innings in the Fayetteville Super Regional finale at Arkansas, allowing no runs on no hits, hitting one and striking out one (6/10), though the Rebels lost the series to the Razorbacks, 2-1.
- **FRESHMAN & SOPHOMORE (2017-18):** While playing for the GCC Vikings, he was 10-1 as a starter to go along with a 2.70 ERA, earning 1st team All-Conference and 1st Team All-Region.

MISCELLANEOUS

- 2016: Graduated from Texas High School in Texarkana, Texas, where he played outfield and pitcher and earned 1st team All-District status in 2015/16 ... was 6-1 with a no-hitter thrown in his junior campaign, and went 4-0 with only one run allowed before being sidelined with an injury his senior year.

SEASON / CAREER HIGHS

SEASON	CAREER
4/21/2022 @ Frisco 4.0	INNINGS PITCHED 4.0, 3x Last: 4/21/2022 @ Frisco
Last: 4/27/2022 vs. Amarillo 5, 3x	HITS ALLOWED 6, 2x Last: 9/14/2021 vs. South Bend
4/9/2022 @ Springfield 8	RUNS ALLOWED 8 4/9/2022 @ Springfield
4/9/2022 @ Springfield 8	EARNED RUNS ALLOWED 8 4/9/2022 @ Springfield
Last: 5/11/2022 vs. Wichita 1, 3x	HOME RUNS ALLOWED 1, 8x Last: 5/11/2022 vs. Wichita
4/9/2022 @ Springfield 4	WALKS ALLOWED 4 4/9/2022 @ Springfield
5/3/2022 @ Springfield 4	STRIKEOUTS 6 7/13/2021 @ Myrtle Beach
4/21/2022 @ Frisco 17	BATTERS FACED 19 9/14/2021 vs. South Bend
4/9/2022 @ Springfield 60	PITCHES THROWN 60 4/9/2022 @ Springfield
5/18/2022 to 5/26/2022 5.0 IP	SCORELESS STREAK 16.1 IP 7/10/2019 to 8/18/2019

PHILLIPS 2022 RUN SUPPORT (STARTS ONLY)

RUNS SCORED	0	1	2	3	4	5	6	7	8	9	10+
-------------	---	---	---	---	---	---	---	---	---	---	-----

Games

PLAYER W-L

Team W-L

2022 GAME-BY-GAME (NORTHWEST ARKANSAS, AA)

DATE	OPPONENT	RES	LEFT GAME	DEC	IP	H	R	ER	HR	HB	BB	SO	BF	NP-S
4/9	@ Springfield *	L, 14-11	Bottom 3rd, losing 7-0	-	2.0	5	8	8	0	0	4	2	14	60-32
4/15	vs. Wichita *	L, 4-2	End 9th, losing 4-2	-	3.0	2	0	0	0	0	1	0	12	44-26
4/21	@ Frisco *	L, 12-2	Bottom 7th, losing 12-2	-	4.0	5	5	5	1	2	0	1	17	51-35
4/27	vs. Amarillo *	W, 12-6	Top 8th, winning 12-5	-	2.2	5	3	3	0	0	1	3	14	45-29
4/30	vs. Amarillo *	L, 7-5	End 9th, losing 7-5	-	2.0	1	0	0	0	1	0	0	7	17-12
5/3	@ Springfield *	L, 12-5	End 5th, losing 6-2	-	3.1	3	1	1	1	0	2	4	14	53-30
5/11	vs. Wichita *	L, 4-3	End 6th, losing 3-0	-	2.0	2	2	2	1	0	3	2	10	45-21
5/18	@ Arkansas *	L, 5-4	End 7th, losing 5-0	-	2.1	1	0	0	0	0	1	2	8	32-20
5/22	@ Arkansas *	W, 10-5	End 7th, winning 10-2	W	2.2	0	0	0	0	0	1	3	9	33-22
5/26	@ Midland *	L, 2-1 (10)	End 10th, lost 2-1	L	0.2	1	1	0	0	0	0	0	3	9-7
5/29	@ Midland *	L, 3-1	End 8th, losing 3-1	-	1.1	3	0	0	0	0	0	0	6	24-16
6/1	vs. Corpus Christi *	L, 6-2	End 9th, losing 6-2	-	0.1	0	0	0	0	0	0	0	1	1-1
6/4	vs. Corpus Christi *	W, 6-5 (10)	Top 8th, tied 3-3	-	2.2	1	0	0	0	0	2	3	10	42-22

* Indicates Relief Appearance

2022 PHILLIPS BATTED BALL STATISTICS

BABIP	GB/FB	LD%	GB%	FB%	IFFB%	HR/FB	Pull%	Cent%	Oppo%	SwStr%
.310	1.09	20.7%	41.4%	37.9%	24.2%	9.1%	50.6%	21.8%	27.6%	10.7%

PHILLIPS vs. TULSA IN 2022

W	L	ERA	G	GS	CG	SHO	GF	HLD	SV	SVO	IP	H	R	ER	HR	HB	BB	IBB	SO	WHIP	AVG
---	---	-----	---	----	----	-----	----	-----	----	-----	----	---	---	----	----	----	----	-----	----	------	-----

PHILLIPS vs. TULSA HITTERS IN 2022

PLAYER	AVG	AB	H	2B	3B	HR	RBI	BB	SO	PLAYER	AVG	AB	H	2B	3B	HR	RBI	BB	SO

MINOR LEAGUE CAREER

SEASON	TEAM	W	L	ERA	G	GS	CG	SHO	SV	SV%	IP	H	R	ER	HR	HB	BB	IBB	SO	WHIP	AVG	AB	WP	BK	GDP	TBF	NP-S
2019	Burlington (R)	4	1	2.15	20	0	0	0	2	3	37.2	29	11	9	2	2	10	0	29	1.04	.212	137	4	0	4	152	530-341
2020																											
2021	2 MiLB Teams	0	4	2.06	25	0	0	0	3	5	48.0	40	14	11	3	2	13	0	51	1.10	.222	180	2	0	2	196	733-496
	Columbia (A)	0	3	1.95	15	0	0	0	2	3	27.2	22	8	6	2	2	4	0	37	0.94	.218	101	1	0	1	108	423-292
	Quad Cities (A+)	0	1	2.21	10	0	0	0	1	2	20.1	18	6	5	1	0	9	0	14	1.33	.228	79	1	0	1	88	310-204
2022	NW Arkansas (AA)	1	1	5.90	13	0	0	0	0	0	29.0	29	20	19	3	3	15	0	20	1.52	.274	106	1	0	7	125	456-273
MiLB TOTALS (3 SEASONS)		5	6	3.06	58	0	0	0	5	8	114.2	98	45	39	8	7	38	0	100	1.19	.232	423	7	0	13	473	1719-1110



PLAYER

14 HOLDEN CAPPS

LHP • R/L • 6'1" • 194 lbs • 3/24/1995 (27)
2017 MLB Draft – Round 8 (U. of Central Oklahoma)
Born/Resides: Lawton, Oklahoma

17 ZACK PHILLIPS

LHP • L/L • 6'1" • 170 lbs • 7/11/1998 (23)
2019 MLB Draft – Round 27 (Ole Miss)
Born: Sierra Vista, Arizona • Resides: Texarkana, Arkansas

18 ALEC MARSH

RHP • R/R • 6'3" • 220 lbs • 5/14/1998 (24)
2019 MLB Draft – Round 2, 70th Overall (Arizona State)
Born: Waukesha, Wisc. • Resides: Milwaukee, Wisc.

22 STEPHEN WOODS JR.

RHP • R/R • 6'1" • 200 lbs • 6/10/1995 (27)
Traded from Tampa Bay • 7/21/2020
Born: New Hyde Park, N.Y. • Resides: Huntington Station, N.Y.

27 WALTER PENNINGTON

LHP • L/L • 6'2" • 205 lbs • 4/14/1998 (24)
Signed 8/19/2020 as an Undrafted League Free Agent
Born: Englewood, Colorado • Resides: Broomfield, Colorado

29 NOAH MURDOCK

RHP • R/R • 6'8" • 205 lbs • 8/20/1998 (23)
2019 MLB Draft – Round 7 (University of Virginia)
Born: Richmond, VA. • Resides: Colonial Heights, VA

32 ANTHONY VENEZIANO

LHP • L/L • 6'6" • 200 lbs • 9/1/1997 (24)
2019 MLB Draft – Round 10 (Costal Carolina)
Born/Resides: Hackettstown, New Jersey

33 WILL KLEIN

RHP • R/R • 6'5" • 230 lbs • 11/28/1999 (22)
2020 MLB Draft – Round 5 (Eastern Illinois)
Born: Maryville, Tennessee • Resides: Bloomington, Indiana

34 CHRISTIAN COSBY

RHP • R/R • 6'5" • 215 • 12/21/1996 (25)
2018 MLB Draft – Round 14 (Chapman University)
Born/Resides: Placentia, California

38 DANTE BIASI

LHP • L/L • 6'0" • 200 lbs • 12/22/1996 (25)
2019 MLB Draft – Round 6 (Penn State)
Born: Wilkes Barre, Penn. • Resides: Hazleton, Penn.

39 ANDRES SOTILLET

RHP • R/R • 6'1" • 215 • 3/2/1997 (25)
Signed 7/4/2015 as an International Free Agent
Born: Cumana, Venezuela • Resides: Sucre, Venezuela

45 YEERI DEL ROSARIO

RHP • R/R • 6'2" • 180 lbs • 9/23/1999 (22)
Signed 12/5/2017 as a Minor League Free Agent
Born/Resides: Miches, Dominican Republic

51 CHRISTIAN CHAMBERLAIN

LHP • L/L • 5'10" • 173 lbs • 7/20/1999 (22)
2020 MLB Draft – Round 4 (Oregon State)
Born: Grand Junction, Colorado • Resides: Reno, Nevada

55 JONAH DIPOTO

RHP • R/R • 6'1" • 225 • 9/3/1996 (25)
2019 MLB Draft – Round 35 (University of Calif, San Diego)
Born: Queens, New York • Resides: , San Diego, California

QUICK NOTES

- 2022: 3 of 12 outings have been scoreless in 2022, 0.2 IP on 4/28, 0.2 IP on 5/11 and 1.1 I on 5/19.
- 2021: Began the season on the Naturals' 60-Day IL and split the season between the Arizona Complex League, Quad Cities (A+) and NW Arkansas ... combined between three levels, went 4-2 across 22 games (three starts) with a 5.79 ERA (24 ER in 37.1 IP) and 36 strikeouts.
- 2019: Split the season between Wilmington (A+) and NW Arkansas (AA), pitching in 39 games out of the bullpen for the Blue Rocks and Naturals with a combined 2.61 ERA (15 ER in 51.2 IP) and 55 strikeouts.

2SFB, SL, CH

CONSECUTIVE BATTERS RETIRED: 3 (6/5/2022)

SCORELESS STREAK: 1.0 IP (6/5/2022)

- 2022: Has not allowed an earned run in his last six outings (10.0 innings) ... fourth-longest active streak in Texas League, 5/18 to 6/4.
- 2021: Split the season between Columbia (A) and Quad Cities (A+), combining to pitch in 25 games out of the bullpen with an 0-4 record, but three saves and a 2.06 ERA (11 ER in 48.0 IP) while walking just 13 and striking out 51 ... 16 of his 25 total appearances were scoreless.
- 2019: After being drafted, was assigned to Burlington (R) in the Appalachian League and pitched in 20 games out of the bullpen for the B-Royals, going 4-1 with two saves and a 2.15 ERA (9 ER in 37.2 IP), while striking out 29.

4SFB, 2SFB, CT, SL, CH

CONSECUTIVE BATTERS RETIRED: 0

SCORELESS STREAK: 3.0 IP (6/11/22 to 6/4/22)

- Ranked by MLB Pipeline as the No. 11 Royals prospect ... Ranked by Baseball America as the No. 14 Royals prospect
- 2022: Struck out 8 or more in five straight starts, including 10 strikeouts in back-to-back starts May 19 @ ARK and May 24 @ MID.
- 2021: Broke camp with NW Arkansas (AA) and made six starts for the Naturals, before missing the rest of the year with an injury ... went 1-3 with a 4.97 ERA (14 ER in 25.1 IP) with 42 strikeouts (14.92 K/9) ... over his first 8.1 Double-A innings: 8.1 hitless and scoreless innings, named first ever Double-A Central Pitcher of the Week.

4SFB, SL, CV, CH

CONSECUTIVE BATTERS RETIRED: 1 (6/5/2022)

SCORELESS STREAK: 0.1 IP (6/5/2022)

- 2021: Spent the entire season with NW Arkansas (AA), beginning the season as a starting pitcher and finishing the year as a reliever ... in 22 games (7 starts, 15 relief appearances), went 5-7 with a 7.42 ERA (39 ER in 47.1 IP), while walking 45 and striking out 48.
- 2018-19: Missed 2018 due to injury, went 9-3 in 2019 ... selected by Kansas City with the fourth overall pick in the Rule 5 Draft (12/12/2019).
- 2016-17: Played two seasons in the Giants organization, reaching Class-A, traded to Tampa Bay December 20 in the 38 Evan Longoria deal.

4SFB, CV, CH, CT

CONSECUTIVE BATTERS RETIRED: 1 (6/5/2022)

SCORELESS STREAK: 0.2 IP (6/5/2022)

- 2022: Assigned to NWA on 4/21 ... Pitched 5.2 scoreless innings with nine strikeouts for Quad Cities (A+) across three relief outings ... earned decisions in five of first six outings with Naturals, three wins, one loss and one save ... 5 of 13 outings have been scoreless.
- 2021: Pitched 22 games for Columbia (A), went 3-3 with a team-leading four saves and a 3.18 ERA (14 ER in 39.2 IP) and 37 strikeouts ... placed on the 7-day injured list on 8/14 ... assigned to the ACL Royals Blue (R) on 9/7 for rehab and finished his season with two games there.
- MISC: Graduated from the Colorado School of Mines with a mechanical engineering degree, threw 224.2 innings, but also hit .288 with a 1.142 OPS as an outfielder.

4SFB, CV, CH

CONSECUTIVE BATTERS RETIRED: 0

SCORELESS STREAK: 0.0 IP

- Ranked by MLB Pipeline as the No. 22 Royals prospect ... Ranked by Baseball America as the No. 26 Royals prospect
- 2022: Assigned to NWA 6/3 after making team-best 10 starts for Quad Cities (A+), went 0-1 with a 5.36 ERA (24 in 40.1 IP) with 39 strikeouts ... struck out six across 5.0 innings in Double-A debut 6/7 @ TUL, 3 of 4 runs that scored came on home runs.
- 2021: Pitched in seven games (six starts) with Quad Cities (A+) beginning in June and threw 22.2 IP and 19 strikeouts while holding opponents to a .181 batting average without allowing a home run before a season-ending injury ... in his last four starts, gave up just two earned runs in 15.0 innings.

2SFB, CB, SL, CH

CONSECUTIVE BATTERS RETIRED: 1 (6/7/2022)

SCORELESS STREAK: 0.2 IP (6/7/2022)

- Ranked by MLB Pipeline as the No. 16 Royals prospect ... Ranked by Baseball America as the No. 30 Royals prospect
- 2022: 10 of 11 outings have been starts ... pitched 5.0 scoreless on 5/8 @ SPR ... did not issue walk for first time on 5/14 vs. WCH, in 4.2 IP of relief ... pitched past 6.0 innings for first time in his career 6/9 @ TUL, with 7-inning CG shutout, allowed 3 H, 1 BB while striking out 5.
- 2021: Named Quad Cities (A+) Pitcher of the Year ... across 22 starts, went 6-4 with a 3.75 ERA (39 ER in 93.2 IP), while striking out an organization-best 127 and walking just 37 ... named the High-A Central Pitcher of the Year and All-Star left-handed starting pitcher.

4SFB, SL, CH

CONSECUTIVE BATTERS RETIRED: 8 (6/9/2022)

SCORELESS STREAK: 9.2 IP (6/3/22 to 6/9/22)

- Ranked by MLB Pipeline as the No. 18 Royals prospect ... Ranked by Baseball America as the No. 22 Royals prospect
- 2022: Started the season on Injured List with shin splints, assigned to NWA on 5/14 ... began the season with three short starts, moved to bullpen 6/2 ... first scoreless outing on 6/7 @ Tulsa, struck out side in 7th inning, added 4th strikeout in 8th inning.
- 2021: Named an MLB.com Organization All-Star and MLB Pipeline's Royals Pitching Prospect of the Year ... pitched in 36 games out of the bullpen for Quad Cities, went 7-1 with four saves and a 3.58 ERA, with 121 strikeouts in 70.1 IP ... among minor league pitchers who threw 70.0 innings, ranked 1st with 15.48 K/9 and 40.9% strikeout %, while 121 strikeouts were most for those with less than 15 starts.

4SFB, CB, CH

CONSECUTIVE BATTERS RETIRED: 1

SCORELESS STREAK: 2.0 IP (6/7/2022)

- 2022: Pitched 5.0 innings, two games (4/8 @ SPR and 4/13 vs. WCH) and struck out five before being placed on the Injured List April 19, activated May 31.
- 2021: After pitching five games in May with Columbia (A), was promoted to Quad Cities (A+) on 6/3, where he remained through the end of the season ... across 25 combined games (10 starts), went 5-4 with a 4.15 ERA (40 ER in 86.2 IP) while striking out 104 and walking just 23 ... among Royals Minor League pitchers who threw at least 80.0 innings, ranked first with a 2.39 BB/9 and 4.52 K/BB, fifth with a 10.80 K/9 and 29.1% K% ... also ranked third among that group of pitchers in WHIP (1.17), fourth in BABIP (.299) and sixth in ERA (4.15).

4SFB, 2SFB, SL, CH

CONSECUTIVE BATTERS RETIRED: 1 (6/7/2022)

SCORELESS STREAK: 1.0 IP (6/7/2022)

- 2022: First two games came in relief, piggybacking Asa Lacy ... made spot start on 4/23 @ FRI, threw 4.0 scoreless vs. Jack Leiter, then made two more starts before transitioning back to bullpen ... returned to rotation 6/2 vs. CC, threw 5.0 scoreless innings with just one hit.
- 2021: Spent the entire season with Quad Cities (A+), going 5-2 with two saves across 24 games (six starts) with a 3.77 ERA (30 ER in 71.2 IP) and 84 strikeouts ... first 16 appearances of the year all came in relief, six of his last eight were starts, including four straight to end the year.
- COLLEGE: Across 28 games (27 starts) at Penn State, went 6-12 with a 3.76 ERA (57 ER in 136.1 IP) while striking out 153 and walking just 69.

4SFB, SL, CH, 2SFB

CONSECUTIVE BATTERS RETIRED: 1 (6/9/2022)

SCORELESS STREAK: 1.0 IP (6/9/2022)

- His 62 career games pitched for Northwest Arkansas are the most among active Naturals pitchers, tied 17th all-time in NWA history.
- 2022: Began the season 5 games with NWA, assigned to Omaha (AAA) on 4/28, back to NWA 5/24, to OMA 6/1, to NWA 6/10 ... nine AAA games, 3.48 ERA
- 2021: Began the season with Omaha (AAA) and split the season between the Storm Chasers and NW Arkansas (AA), pitching in 34 games (1 start) with a 5.52 ERA (28 ER in 45.2 IP) ... pitched for Venezuela in the WBSC Baseball Americas Olympic Qualifying event May 31 to June 5.

2SFB, SL, CH

CONSECUTIVE BATTERS RETIRED: 2 (5/27/2022)

SCORELESS STREAK: 3.2 IP (5/24/22 to 5/27/22)

- Ranked by Baseball America as the No. 25 Royals prospect
- 2022: Did not allow a run across first four games and 11.1 IP of season ... 9 of 15 appearances have been scoreless.
- 2021: Spent the entire season with Northwest Arkansas, pitching in 26 games (11 starts) and going 2-4 with a 5.99 ERA (47 ER in 70.2 IP) ... ranked third on the Naturals pitching staff in strikeouts (78) and innings pitched (70.2), and fifth in both games pitched and games started.
- 2019: Did not pitch due to injury ... had a nerve issue in his right bicep, only treatment was rest.

4SFB, 2SFB, SL, CH

CONSECUTIVE BATTERS RETIRED: 5 (6/3/22 to 6/5/22)

SCORELESS STREAK: 1.2 IP (6/3/22 to 6/5/22)

- Ranked by MLB Pipeline as the No. 29 Royals prospect
- 2022: Assigned to NWA 5/31 after pitching 13 games (4 starts) for Quad Cities, went 0-1 with a 4.29 ERA (10 ER in 21.0 IP) with 39 strikeouts ... among Royals minor league pitchers with at least 20.0 innings pitched, his 39.2% K% and 15.67 K/9 rank first, while his .184 opponents' average is third.
- 2021: Assigned to Quad Cities (A+) on May 23 and pitched two games in relief for the River Bandits, going 1-0 with a 4.91 ERA (2 ER in 3.2 IP) with one walk and six strikeouts, before being placed on the Injured List on June 14, and missed rest of the season with a nagging shoulder injury ... first 3.2 innings were scoreless before allowing two runs.

4SFB, CB, CH

CONSECUTIVE BATTERS RETIRED: 6 (6/9/2022)

SCORELESS STREAK: 3.1 IP (6/5/22 to 6/9/22)

- 2022: Pitched a scoreless Cactus League inning with a strikeout on 3/29 against his dad's Seattle Mariners ... his .159 opponents' batting average is lowest along Royals minor league pitchers with at least 20.0 IP ... 15.21 K/9 and 38.1% K% rank third behind Alec Marsh and Christian Chamberlain.
- 2021: Pitched 22 games for Quad Cities, went 1-0 with eight saves (in 10 chances) and a 3.19 ERA (11 ER in 31.0 IP) and 39 strikeouts ... eight saves ranked tied second in the Royals system ... 15 of his 22 outings were scoreless, only allowing more than one run three times.
- MISC: Full name is Jonah Seaver Dipoto, after Iom Seaver ... father Jerry Dipoto is currently the President of Baseball Operations for the Seattle Mariners, formerly their GM.

SI, 4SFB, SL, CH

CONSECUTIVE BATTERS RETIRED: 1 (6/9/2022)

SCORELESS STREAK: 1.1 IP (6/3/22 to 6/9/22)

CAREER HIGHS

IP	5.0	(5x) Last: 9/3/17 vs. Orem
K	7	(2x) Last: 7/1/18 vs. Asheville
BB	5	5/27/22 @ Midland
H	8	(3x) Last: 9/3/17 vs. Orem
R	7	9/9/17 @ Ogden
NP	95	(8/28/17 @ Ogden
IP	4.0	(3x) Last: 4/21/22 @ Frisco
K	6	7/13/21 @ Myrtle Beach
BB	4	4/9/22 @ Springfield
H	6	(2x) Last: 9/18/21 vs. South Bend
R	8	4/9/22 @ Springfield
NP	60	4/9/22 @ Springfield
IP	6.1	5/31/22 vs. Corpus Christi
K	11	5/14/21 vs. Tulsa
BB	5	5/12/22 vs. Wichita
H	9	(2x) Last: 5/31/22 vs. Corpus Christi
R	6	5/31/22 vs. Corpus Christi
NP	96	5/31/22 vs. Corpus Christi
IP	7.0	(2x) Last: 6/18/17 vs. Asheville
K	10	5/21/17 @ Charleston
BB	5	(6x) Last: 6/30/21 @ Springfield
H	10	6/18/21 @ San Antonio
R	7	6/18/21 @ San Antonio
NP	96	6/12/17 vs. Greenville
IP	3.1	(2x) Last: 5/7/22 @ Arkansas
K	5	(2x) Last: 4/15/22 vs. Cedar Rapids
BB	4	(2x) Last: 6/5/22 vs. Corpus Christi
H	5	7/11/21 vs. Charleston
R	5	(3x) Last: 6/5/22 vs. Corpus Christi
NP	51	6/24/21 vs. Myrtle Beach
IP	5.2	7/16/21 @ Beloit
K	7	5/20/22 @ Dayton
BB	5	4/15/22 vs. Cedar Rapids
H	8	4/27/22 vs. South Bend
R	5	5/26/22 @ Fort Wayne
NP	89	5/14/22 vs. Wisconsin
IP	7.0	6/9/22 @ Tulsa
K	10	(2x) Last: 6/3/22 vs. Corpus Christi
BB	5	4/9/22 @ Springfield
H	12	7/29/19 vs. Missoula
R	9	7/29/19 vs. Missoula
NP	90	5/28/22 @ Midland
IP	3.0	(5x) Last: 8/12/21 vs. Beloit
K	6	(5x) Last: 8/12/21 vs. Beloit
BB	5	(2x) Last: 5/2/22 vs. Corpus Christi
H	5	5/21/22 @ Arkansas
R	4	(4x) 5/21/22 @ Arkansas
NP	56	7/1/21 vs. Cedar Rapids
IP	6	9/1/21 @ Cedar Rapids
K	8	6/15/21 vs. Wisconsin
BB	4	7/10/19 vs. Ogden
H	10	7/22/19 @ Missoula
R	9	7/22/19 @ Missoula
NP	87	9/7/21 vs. Peoria
IP	5.0	(2x) Last: 6/2/22 vs. Corpus Christi
K	7	(5x) Last: 5/21/22 @ Arkansas
BB	5	6/29/21 vs. Cedar Rapids
H	6	4/29/22 vs. Amarillo
R	5	(2x) Last: 5/30/21 @ Dayton
NP	81	5/5/22 @ Springfield
IP	9.0	7/7/18 vs. Greensboro
K	10	7/7/18 vs. Greensboro
BB	4	9/2/18 vs. Potomac
H	11	(3x) Last: 6/21/18 vs. Charleston
R	9	6/21/18 vs. Charleston
NP	113	7/7/18 vs. Greensboro
IP	7.0	8/30/18 vs. Augusta
K	9	8/30/18 vs. Augusta
BB	5	(2x) Last: 8/1/21 vs. Wichita
H	8	6/22/18 vs. Charleston
R	8	6/22/18 vs. Charleston
NP	95	6/22/18 vs. Asheville
IP	2.2	(2x) Last: 5/14/22 vs. Wisconsin
K	6	5/3/22 @ Cedar Rapids
BB	4	4/8/22 @ South Bend
H	4	4/20/22 @ Wisconsin
R	2	(6x) Last: 6/5/22 vs. Corpus Christi
NP	48	4/8/22 @ South Bend
IP	3.0	(4x) Last: 5/16/21 vs. Cedar Rapids
K	6	5/16/21 vs. Cedar Rapids
BB	4	(2x) Last: 4/8/22 @ Springfield
H	4	6/25/19 @ AZL Padres 1
R	3	(4x) Last: 7/30/21 vs. South Bend
NP	46	6/4/22 vs. Corpus Christi



NATURALS RELIEVERS

PITCHER	LAST APPEARANCE (NWA)	LEAD	TRAIL	TIED	1	2	3	4	5	6	7	8	9	10+	BR INHER.	BR SCORE	% SCORE	TOTAL POSSIBLE	% 1-2-3	
38 Biasi, Dante	FRI 5/27 @ Midland (2.0 IP)	3	3	-	-	2	-	-	1	2	-	-	-	-	3	0	0.0%	5	17	29.4%
14 Capps, Holden	SUN 6/5 vs. Corpus Christi (1.0 IP)	5	5	2	-	-	1	1	3	4	1	-	2	-	6	0	0.0%	3	16	18.8%
51 Chamberlain, Christian	THU 6/9 @ Tulsa (2.1 IP)	-	2	1	-	-	-	1	-	-	1	1	-	-	1	0	0.0%	1	5	20.0%
34 Cosby, Christian	TUE 6/7 @ Tulsa (1.0 IP)	1	2	1	-	-	-	1	1	2	-	-	-	-	3	2	66.7%	1	7	14.3%
45 Del Rosario, Yefri	SUN 6/5 vs. Corpus Christi (0.1 IP)	6	8	2	-	-	1	2	1	4	2	4	2	-	10	3	30.0%	7	31	22.6%
55 Dipoto, Jonah	THU 6/9 @ Tulsa (1.0 IP)	6	9	1	-	-	-	-	-	3	6	6	2	-	15	3	20.0%	6	18	33.3%
Haake, Zach	TUE 4/19 @ Frisco (2.2 IP)	1	2	-	-	-	1	-	1	1	-	-	-	-	3	3	100.0%	2	7	28.6%
33 Klein, Will	TUE 6/7 @ Tulsa (2.0 IP)	1	1	-	-	-	-	-	-	1	1	-	-	-	-	-	-	1	3	33.3%
27 Pennington, Walter	SUN 6/5 vs. Corpus Christi (1.2 IP)	6	3	4	-	-	-	2	1	1	4	3	1	1	9	1	11.1%	7	19	36.8%
17 Phillips, Zack	SAT 6/4 vs. Corpus Christi (2.2 IP)	2	10	1	1	1	1	-	3	2	1	2	1	1	9	0	0.0%	6	23	26.1%
Smith, Patrick	THU 5/12 vs. Wichita (0.1 IP)	1	1	1	-	-	-	-	-	2	1	-	-	-	-	-	-	-	-	-
39 Sotillet, Andres	FRI 5/27 @ Midland (3.1 IP)	6	-	1	-	-	-	-	1	-	1	4	1	-	6	0	0.0%	3	11	27.3%
32 Veneziano, Anthony	SAT 5/14 vs. Wichita (4.2 IP)	-	1	-	-	1	-	-	-	-	-	-	-	-	3	1	33.3%	1	4	25.0%
Willeman, Zach	THU 5/26 @ Midland (2.0 IP)	9	5	2	-	-	-	-	-	-	1	8	6	1	5	3	60.0%	8	20	40.0%
22 Woods Jr., Stephen	SUN 6/5 vs. Corpus Christi (2.0 IP)	9	5	1	-	-	-	1	-	2	9	1	2	-	4	1	25.0%	3	18	16.7%
		56	57	17	1	4	4	8	12	24	28	29	17	3	77	17	22.1%	54	199	27.1%

STARTING PITCHER SPLITS

PITCHER	GS	W-L	TEAM W-L	R SUPPORT	SUPPORT/START
28 Parrish, Drew	10	4-3	5-5	27	2.70
18 Marsh, Alec	10	1-3	3-6	23	2.30
32 Veneziano, Anthony	10	2-4	5-5	36	3.60
53 Zerpa, Angel	9	1-4	3-6	24	2.67
38 Biasi, Dante	5	1-0	5-0	20	4.00
33 Klein, Will	3	0-0	2-1	7	2.33
39 Martinez, Marcelo	3	1-1	2-1	15	5.00
21 Lacy, Asa	2	0-1	1-1	9	4.50
29 Murdock, Noah	1	0-1	0-1	0	0.00
		53		161	3.04

1ST PITCH STRIKES

FPS	TBF	% FPS
134	215	62.3%
116	189	61.4%
93	188	49.5%
104	174	59.8%
36	91	39.6%
15	30	50.0%
39	55	70.9%
23	43	53.5%
10	22	45.5%
570	1,007	56.6%

1-2-3 INNINGS

TOTAL	POSSIBLE	% 1-2-3
28	54	51.9%
11	41	26.8%
7	37	18.9%
8	50	16.0%
4	19	21.1%
0	3	0.0%
7	14	50.0%
3	9	33.3%
2	5	40.0%
70	232	30.2%

NATURALS STARTERS VS. RELIEVERS

STARTERS		RELIEVERS
10-16	W-L	16-11
4.77	ERA	5.56
30.0	INNINGS	236.1
209 (33)	HITS (HR)	244 (26)
131 (122)	R (ER)	159 (146)
115	BB	142
260	K	227
1.41	WHIP	1.63
.238	AVG	.270

STARTING PITCHER/CATCHER MATCHUPS

PITCHER	LOGAN PORTER							GAVIN STUPIENSKI							SEBASTIAN RIVERO							TOTALS						
	GS	W-L	ERA	IP	ER	BB	SO	GS	W-L	ERA	IP	ER	BB	SO	GS	W-L	ERA	IP	ER	BB	SO	GS	W-L	ERA	IP	ER	BB	SO
28 Parrish, Drew	3	2-1	3.16	17.1	14	4	11	3	1-1	0.00	18.2	7	3	21	4	1-1	3.32	19.0	10	7	16	10	4-3	2.13	55.0	13	14	48
18 Marsh, Alec	5	1-1	5.56	22.1	20	10	39	1	0-1	13.50	2.0	4	4	5	4	0-1	5.94	16.2	15	8	28	10	1-3	6.10	41.1	28	22	72
32 Veneziano, Anthony	4	0-1	6.62	17.2	19	12	21	2	1-0	1.59	11.1	8	4	8	3	1-2	12.27	7.1	10	10	4	10	2-4	6.64	39.1	29	29	35
53 Zerpa, Angel	4	0-2	4.82	18.2	22	6	24	1	0-1	4.05	6.2	8	1	9	3	1-0	1.29	14.0	15	2	12	9	1-4	4.79	41.1	22	11	45
38 Biasi, Dante	3	0-0	7.15	11.1	14	9	14	1	1-0	0.00	5.0	1	3	4	1	0-0	0.00	4.0	3	3	4	5	1-0	3.98	20.1	9	15	22
33 Klein, Will	2	0-0	16.88	2.2	6	7	1	-	-	-	-	-	-	-	1	0-0	20.25	1.1	2	5	1	3	0-0	18.00	5.0	10	17	4
39 Martinez, Marcelo	2	0-0	3.38	8.0	5	6	10	-	-	-	-	-	-	-	1	1-0	1.50	6.0	2	1	7	3	1-0	2.57	14.0	4	7	17
21 Lacy, Asa	-	-	-	-	-	-	-	-	-	-	-	-	-	-	1	0-0	6.75	4.0	1	3	6	2	0-1	4.66	9.2	5	5	13
29 Murdock, Noah	1	0-1	7.20	5.0	7	0	6	-	-	-	-	-	-	-	-	-	-	-	-	-	-	1	0-1	7.20	5.0	4	0	6
Relievers		11-4	4.78	107.1	102	61	114		1-1	6.48	25.0	24	25	24		4-6	6.58	91.2	108	52	87		16-11	5.56	236.1	146	142	227
TOTALS	24	14-10	5.17	210.2	121	115	240	8	4-4	3.41	68.2	26	40	71	18	8-10	5.71	164.0	104	91	165	53	26-27	5.17	466.1	268	257	487
	CS/ATT		6/25	PCT	24.0%			CS/ATT		0/6	PCT	0.0%			CS/ATT		3/28	PCT	10.7%			CS/ATT		9/67	PCT	13.4%		

CATCHER PITCHING STATS

CATCHERS	W	L	ERA	GS	SV	IP	H	R	ER	HR	HB	BB	IBB	SO	WHIP	AVG	WP	GDP	TBF	SB	CS	ATT	%CS	PB
11 Logan Porter	14	10	5.17	24	6	210.7	209	130	121	30	13	115	3	240	1.54	.259	11	16	942	19	6	25	24.0%	1
3 Sebastian Rivero	8	10	5.71	18	1	164.0	166	112	104	20	9	91	2	165	1.57	.261	14	16	743	25	3	28	10.7%	3
44 Gavin Stupienksi	4	4	3.41	8	0	68.7	52	31	26	4	4	40	0	71	1.34	.177	3	6	294	6	0	6	0.0%	0
Tyler Cropley	0	3	6.26	3	0	23.0	26	17	16	5	1	11	0	11	1.61	.248	2	1	105	8	0	8	0.0%	0

NATURALS PITCHER PICKOFF LOG (4)

	DATE	INNING	PITCHER	RUNNER	BASE	OUT #
1	4/16 vs. Wichita	▲ 3	Angel Zerpa (1)	Kevin Merrell	1st	1
2	4/28 vs. Amarillo	▲ 3	Angel Zerpa (2)	Blaze Alexander	2nd	1
3	5/18 @ Arkansas	▼ 6	Zack Phillips (1)	Patrick Frick	1st	2
4	5/21 @ Arkansas	▼ 3	Dante Biasi (1)	Cade Marlowe	2nd	3

AUTOMATIC BALLS CALLED ON NATURALS PITCHERS (8)

DATE	INNING	UMPIRE	PITCHER	COUNT AT CALL	BATTER RESULT (COUNT)
4/19/2022 @ Frisco	▼ 2	Jake Bruner	Alec Marsh	0-0	Strikeout (1-2)
4/19/2022 @ Frisco	▼ 8	Jake Bruner	Stephen Woods Jr.	3-1	Walk (3-1)
4/21/2022 @ Frisco	▼ 3	Benjamin Engstrand	Anthony Veneziano	1-2	Walk (3-2)
4/26/2022 vs. Amarillo	▲ 3	Tanner Dobson	Drew Parrish	0-0	Popout (1-2)
4/30/2022 vs. Amarillo	▲ 3	Harrison Silverman	Alec Marsh	1-1	Strikeout (3-2)
5/1/2022 vs. Amarillo	▲ 1	Willie Traynor	Drew Parrish	0-2	Popout (1-2)
5/21/2022 @ Arkansas	▼ 1	Chris Presley-Murphey	Will Klein	0-0	Walk (3-2)
5/26/2022 @ Midland	▼ 8	Benjamin Engstrand	Zach Willeman	0-0	Bunt Single (1-0)



PLAYER

QUICK NOTES

CAREER HIGHS

1 JOHN
RAVE

OUTFIELDER • L/L • 6'0" • 185 • 12/30/1997 (24)
2019 MLB Draft — Round 5 (Illinois State)
Born: Canton, Illinois • Resides: Bloomington, Illinois

3 SEBASTIAN
RIVERO

CATCHER • R/R • 6'1" • 215 • 12/10/1995 (27)
Signed 7/12/2015 as an International Free Agent
Born: Maracay, Venezuela • Resides: Mariara, Venezuela

4 RYAN
GROTJOHN

INF/OF • L/R • 6'2" • 175 • 4/25/1995 (27)
Signed 1/27/2022 as a Minor League Free Agent
Born: Bakersfield, California • Resides: Scottsdale, Arizona

7 BRHET
BEWLEY

INF/OF • R/R • 5'11" • 182 lbs • 1/30/1997 (25)
2019 MLB Draft — Round 32 (University of San Diego)
Born: Temecula, California Resides: Winchester, California

8 MAIKEL
GARCIA

INFIELDER • R/R • 6'0" • 145 • 3/3/2000 (22)
Signed 7/27/2016 as an International Free Agent
Born/Resides: La Sabana, Venezuela

9 JAKE
MEANS

INFIELDER • R/R • 6'2" • 215 • 4/14/1996 (26)
2019 MLB Draft — Round 22 (Indiana State)
Born/Resides: Olathe, Kansas

11 LOGAN
PORTER

CATCHER • R/R • 6'0" • 200 • 7/12/1995 (26)
Signed 6/21/2018 as a Non-Drafted Free Agent
Born: Phoenix, Arizona • Resides: Surprise, Arizona

12 TUCKER
BRADLEY

OUTFIELDER • L/L • 6'0" • 206 • 5/6/1998 (24)
Signed 6/23/2020 as a Non-Drafted Free Agent
Born/Resides: Chickamauga, Georgia

13 NICK
LOFTIN

OUTFIELDER • R/R • 6'1" • 180 • 9/25/1998 (23)
2020 MLB Draft — CBA Round (32nd Overall)
Born/Resides: Corpus Christi, Texas

16 ROBBIE
GLENDINNING

INFIELDER • R/R • 6'2" • 198 • 10/6/1995 (26)
Signed 2/22/2022 as a Minor League Free Agent
Born: Perth, Western Australia • Resides: Kansas City, MO

25 SEULY
MATIAS

OUTFIELDER • R/R • 6'3" • 225 • 9/4/1998 (23)
Signed 7/4/2015 as an International Free Agent
Born/Resides: La Isabela, Dominican Republic

26 MICHAEL
MASSEY

INFIELDER • L/R • 6'0" • 190 • 3/22/1998 (24)
2019 MLB Draft — Round 4 (University of Illinois)
Born: Palos Park, Illinois • Resides: Champaign, Illinois

44 GAVIN
STUPIENSKI

C/B • L/R • 6'1" • 220 • 3/12/1994 (28)
Signed 5/5/2021 as a Minor League Free Agent
Born: Princeton, N.J. • Resides: Wilmington, N.C.

- 2022: Began the season with NWA, assigned to Omaha (AAA) on May 25 and went 3-for-16 across five games, assigned back to NWA June 4.
- 2021: Named an MiLB.com Organization All-Star in the outfield for Kansas City ... spent the season with Quad Cities (A+), playing in 77 games and hit .252/.352/.453 (70-for-278) ... hit 14 homers and stole 13 bases, making him one of five 13-13 players in the system in 2021.
- 2019: Assigned to Burlington (R) after being drafted and played 15 games in the Appalachian League before being promoted to Lexington (A) on 7/7, where he finished the season ... combined to slash .234/.326/.320 (54-for-231) across the two levels with 13 XBH and 16 RBI.

HIT STREAK:

ON-BASE BASE STREAK: 3 Games (6/7 to 6/9) .500 (4-for-8), 2 BB

- 2022: Assigned to NW Arkansas to begin the season, recalled by Kansas City May 8-13 and May 17-28 ... in three Major League games (5/12, 5/19, 5/22), went 0-for-7 with one walk & four strikeouts ... had first 2-homer game of his career on 4/27 vs. Amarillo.
- 2021: Split the season between Omaha (AAA) and Kansas City, appearing in 17 games (9 starts) for the Royals in his first Major League season and slashed .175/.250/.225 (7-for-40) ... made his Major League debut on 5/8 against the White Sox as the starting catcher ... appeared in 42 games with the Storm Chasers and slashed .260/.319/.380 (39-for-150) and threw out 10 of 34 would-be base stealers (29%).

HIT STREAK:

ON-BASE BASE STREAK:

- 2022: Started season 0-for-11, first hit of season was 2nd inning home run on 4/30 vs. Amarillo.
- 2021: Released by Arizona on 1/8, spent the season in the American Association with the Kansas City Monarchs and was named the American Association All-Star at 2B, slashing .329/.436/.523 (109-for-339) with 10 HR and 60 RBI for the league champions ... led the team in OBP and ranked second on the team in AVG, BB (55) and SB (12)
- 2017-2019: Spent three seasons in the Diamondbacks' system originally Arizona's 10th-round pick in 2017 ... reached as high as Double-A Jackson in 2018 and 2019 ... won league championships with Jackson and Visalia (A+) in 2019.

HIT STREAK:

ON-BASE BASE STREAK:

- 2022: Began the season on Injured List, activated by NW Arkansas on 5/3 ... went 2-for-5 in his first game of the season on 5/5 @ SPR, with a solo home run in the sixth inning, his second hit of the day ... went 3-for-3 with a double & two runs off the bench, 5/25 @ MID, tied single-game career high in hits.
- 2021: Spent most of the season with NW Arkansas (AA), slashing .230/.284/.363 (47-for-204) across 56 games ... out of action for a month, on the Injured List between 8/10 and 9/5 ... appeared at 2nd base, (23 games), 3rd base (23 games), left field (5 games) and DH (5 games), also pitched one inning (7/25 @ Tulsa).
- 2019: Spent the entire season with Lexington (A), playing in 60 games, while slashing .252/.356/.307 (51-for-202) with one HR and 17 RBI.

HIT STREAK:

ON-BASE BASE STREAK:

- Ranked by MLB Pipeline as the No. 20 Royals prospect ... Ranked by Baseball America as the No. 28 Royals prospect ... rated as having the "Best Infield Arm" among Royals' prospects in Baseball America's 2022 Best Tools survey.
- 2022: Reached base in 45 of 51 games, reaching base multiple times on 30 occasions ... 14-game hitting streak from 4/27 to 5/12: hit .397 with .970 OPS.
- 2021: Split season between 47 (A), and Quad Cities (A+), slashed .291/.380/.405 (120-for-480) between the two levels ... ranked third in the Royals' minor league system in average (.291) among qualified hitters and sixth in BABIP (.341) ... fifth in the system in hits (120), tied fourth in steals (35) ... added to KC 40-man roster on 11/19/21.

HIT STREAK:

ON-BASE BASE STREAK: 2 Games (6/9 to 6/9) .167 (1-for-6), 2 BB

- 2022: Reached base 4 times in back-to-back games, 5/27 and 5/28 @ Midland ... doubled 6 times in 8-game stretch, 5/24 to 6/1.
- 2021: Spent the first month and a half of the season with Columbia (A) before a promotion to Quad Cities (A+) on 6/15, where he finished out the season ... combined to slash .222/.343/.429 (76-for-343) over 97 games, with 16 home runs and 52 runs batted in ... assigned to the Surprise Saguaros of the Arizona Fall League after the MiLB season ... across 19 games, slashed .171/.244/.271 (12-for-70) with four doubles.
- MISC: Younger brother of Baltimore starting pitcher John Means ... attended Gardner Edgerton HS, same high school as Bubba Starling ... college teammates with Clay Dungan

HIT STREAK: 2 Games (6/9 to 6/9) .400 (2-for-5)

ON-BASE BASE STREAK: 2 Games (6/9 to 6/9) .400 (2-for-5), 1 BB

- 2022: Has reached in 33 of 36 games ... Royals system leader in batting average (.333), on-base percentage (.461) and OPS (1.022), 2nd in SLG (.561) ... ranks 3rd in both Texas League and Double-A, tied 4th among ALL qualified full-season MiLB hitters with his .463 OBP ... in Texas League, 4th in AVG, 5th in OPS, 8th in SLG.
- 2021: Spent the season with Quad Cities (A+) and slashed .241/.368/.451 (62-for-257) in 77 games ... named a High-A Central post-season All-Star at catcher ... hit a walk-off homer in Game 4 of the High-A Central Championship Series on 9/25 to win 2-1 and force Game 5.
- MISC: Grew up down the street from Surprise Stadium, was a dabbler for the AZL Royals the summer of 2011 while in high school, also caught bullpens for the team.

HIT STREAK: 5 Games (6/1 to 6/9) .438 (7-for-16), 2 2B, 3 HR

ON-BASE BASE STREAK: 6 Games (5/31 to 6/9) .368 (7-for-19), 6 BB

- 2022: Two of five home runs this season have been GRAND SLAMS, 4/23 @ Frisco and 5/12 vs. Wichita, both in 5th inning, first two of his pro career.
- 2021: Began his professional career splitting the year between Columbia (A) and Quad Cities (A+) and combined to slash .285/.380/.427 (94-for-330) with 30 extra-base hits and 45 runs batted in ... his .380 OBP ranked fourth among qualified Royals Minor Leaguers, while a .285 average and .807 OPS ranked eighth.
- 2017-2020: Played collegiately at the University of Georgia, where he slashed .317/.384/.412 (143-for-451) in 125 games with 14 doubles, nine home runs and 62 RBI ... lists his favorite college memory as playing at Baum-Walker Stadium his freshman season.

HIT STREAK:

ON-BASE BASE STREAK: 4 Games (6/4 to 6/9) .308 (4-for-13), 3 BB

- Ranked by MLB Pipeline as the No. 5 Royals prospect ... Ranked by Baseball America as the No. 12 Royals prospect ... rated as having the "Best Strike-Zone Discipline" among Royals prospects in Baseball America's 2021 AND 2022 Best Tools surveys.
- 2022: Second on team with 17 multi-hit games and tied for team lead with nine multi-run games ... has reached in 35 of 43 games, hits in 30 of 43 games ... did not start for five game stretch, June 1-5 nursing left shoulder soreness, after exiting May 31 game early, returned to action June 7 @ Tulsa.
- 2021: Spent his first pro season with Quad Cities (A+) and slashed .289/.374/.464 (103-for-356) across 90 games, named an MiLB.com Organization All-Star at third base ... won the High-A East Central batting title with a .289 average ... hit for the cycle on 8/1, going 5-for-6 at the plate with a walk-off homer in the ninth to complete the cycle.

HIT STREAK: 2 Games (6/9 to 6/9) .286 (2-for-7), 1 2B, 1 HR

ON-BASE BASE STREAK: 11 Games (5/22 to 6/9) .304 (14-for-46), 5 BB, 1 HBP

- 2022: Reached base in first 15 games of the season, April 8-29, has also reached base in last 16 games, May 21 to June 8, two longest streaks on team this season ... has reached base in 41 of 46 games this season ... has reached base multiple times in 20 games ... 34 RBI rank 3rd among Royals minor leaguers.
- 2021: Did not play, missing the entire year after undergoing Tommy John surgery ... tore his UCL while playing catch in February 2021.
- 2017-2019: Drafted by Pittsburgh in the 21st Round in 2017 and spent three seasons in the Pirates organization, slashing .274/.361/.417 (174-for-636) across 189 games, reaching as high as Double-A Altoona in 2019 ... named a Florida State League Mid-season All-Star in 2019.

HIT STREAK:

ON-BASE BASE STREAK: 16 Games (5/21 to 6/9) .242 (15-for-62), 8 BB, 2 HBP

- Ranked by Baseball America as the pre-season No. 31 Royals prospect ... rated as having the "Best Outfield" among Royals' prospects in Baseball America's Best Tools surveys for five straight years, 2018 to 2022.
- 2022: Hit 14th walk-off HR in Nationals history, 6/4 vs. CC, two-run homer in 10th, his team-leading 9th HR of the season.
- 2021: Split the season between Quad Cities (A+) and Northwest Arkansas (AA), with a rehab appearance for the ACL Royals, playing in 64 total games with a .213/.309/.511 (50-for-235) slash line ... after the MiLB season, assigned to Surprise of the Arizona Fall League, tied for the team lead both with six home runs and 20 runs batted in.

HIT STREAK: 3 Games (6/7 to 6/9) .300 (3-for-19)

ON-BASE BASE STREAK: 7 Games (6/2 to 6/9) .182 (4-for-22), 4 BB, 1 HBP

- Ranked by MLB Pipeline as the No. 21 Royals prospect ... Ranked by Baseball America as the No. 15 Royals prospect
- 2022: Two-time Texas League Player of the Week ... POTW #1: week of April 25-May 1, hit .417 with 1.225 OPS and homered in three straight games, April 22-24 @ FRI ... POTW #2: week of May 23-29, hit .481 with 1.220 OPS and had multiple hits in five straight games from 5/24 to 5/28, plus 7 times in 9 games from 5/24 to 6/2 ... has driven it at least one in 29 of 51 games.
- 2021: Spent the season with Quad Cities (A+) and slashed .289/.351/.531 (112-for-388) in 99 games ... won the MiLB Gold Glove at 2B, with a .989 fielding percentage in 284 total chances, which led ALL MiLB second basemen ... also named an MiLB.com organization All-Star and High-A Central Postseason All-Star ... reached base in 80 of 90 games.

HIT STREAK:

ON-BASE BASE STREAK:

- 2021: Took one at-bat for the Naturals on 5/21 in Springfield and played two innings in left field, before being assigned to Quad Cities (A+) on 5/25 ... played in 38 games for the River Bandits, making 24 starts at first and slashing .264/.376/.482 (29-for-110) ... after hitting a solo home run in the fourth inning on 9/9 vs. Peoria, pitched the 11th inning and took the loss in an 8-5 defeat.
- 2018-2020: Played 104 games of Indy Ball for four teams across four different leagues, slashed a collective .273/.368/.349 (76-for-278).
- 2016-2017: Drafted in the 12th round of the 2016 draft by Arizona, spent two years in the D-backs system, hit .306 (46-for-150) over 47 games.

HIT STREAK:

ON-BASE BASE STREAK:

H	4	(2x) Last: 8/1/21 vs. South Bend
R	4	8/1/21 vs. South Bend
HR	2	5/5/21 @ Cedar Rapids
RBI	5	(2x) Last: 8/3/21 @ Cedar Rapids
BB	3	(2x) Last: 5/17/22 @ Arkansas
SB	3	8/22/21 @ South Bend
H	5	6/10/21 @ St. Paul
R	4	7/2/18 vs. Asheville
HR	2	4/27/22 vs. Amarillo
RBI	4	(3x) Last: 6/10/21 @ St. Paul
BB	2	(8x) Last: 5/4/22 @ Springfield
SB	1	(4x) Last: 8/17/21 vs. Columbus
H	4	(2x) Last: 8/21/18 vs. Peoria
R	4	6/26/18 @ Peoria
HR	1	(14x) Last: 6/5/22 vs. Corpus Christi
RBI	7	7/27/18 vs. Beloit
BB	3	(2x) Last: 5/14/19 @ Mobile
SB	1	(13x) Last: 8/31/19 vs. Jacksonville
H	3	(5x) Last: 5/25/22 @ Midland
R	3	8/25/19 @ Augusta
HR	1	(9x) Last: 9/17/21 vs. Springfield
RBI	4	7/20/21 @ Tulsa
BB	3	(3x) Last: 9/1/19 @ Hickory
SB	2	(2x) Last: 7/31/18 @ Pulaski
H	4	(3x) Last: 5/1/22 vs. Amarillo
R	4	(2x) Last: 4/8/22 @ Springfield
HR	1	(5x) Last: 9/8/21 vs. Peoria
RBI	3	(4x) Last: 9/8/21 vs. Peoria
BB	3	(5x) Last: 4/13/22 vs. Wichita
SB	3	6/20/19 @ Bristol
H	4	8/12/19 @ Greenville
R	4	7/9/21 @ Wisconsin
HR	1	(21x) Last: 9/18/21 vs. South Bend
RBI	4	(2x) Last: 6/18/21 vs. Wisconsin
BB	3	(3x) Last: 7/9/21 @ Wisconsin
SB	1	(9x) Last: Last: 6/9/22 @ Tulsa
H	4	8/6/19 @ Johnson City
R	3	(4x) Last: 8/1/21 vs. South Bend
HR	2	(5x) Last: 7/14/21 @ Beloit
RBI	4	(2x) Last: 8/10/21 vs. Beloit
BB	3	(3x) Last: 4/9/22 @ Springfield
SB	1	8/10/21 vs. Beloit
H	3	(11x) Last: 5/26/22 @ Midland
R	3	(3x) Last: 8/17/21 @ South Bend
HR	2	8/10/21 vs. Beloit
RBI	5	6/24/21 @ Beloit
BB	3	8/27/21 vs. Wisconsin
SB	2	(4x) Last: 5/21/22 @ Arkansas
H	5	8/1/21 vs. South Bend
R	4	8/1/21 vs. South Bend
HR	1	(15x) Last: 6/9/22 @ Tulsa
RBI	5	4/22/22 @ Frisco
BB	3	(2x) Last: 9/5/21 @ Cedar Rapids
SB	2	4/12/22 vs. Wichita
H	4	5/3/19 vs. Lakeland
R	3	(4x) Last: 5/27/22 @ Midland
HR	1	(21x) Last: 5/24/22 @ Midland
RBI	4	(3x) Last: 5/21/22 @ Arkansas
BB	3	(2x) Last: 6/17/19 vs. Harrisburg
SB	2	6/3/19 @ Daytona
H	3	(15x) Last: 5/28/22 @ Midland
R	3	(4x) Last: 5/28/22 @ Midland
HR	2	(8x) Last: 9/18/21 vs. Springfield
RBI	5	7/23/17 vs. Bristol
BB	3	5/4/22 @ Springfield
SB	1	(17x) Last: 8/28/21 vs. Springfield
H	5	6/26/21 @ Beloit
R	4	(2x) Last: 7/9/21 @ Wisconsin
HR	3	7/14/21 @ Beloit
RBI	5	(2x) Last: 8/19/21 @ South Bend
BB	3	5/8/22 @ Springfield
SB	1	(24x) Last: 6/9/22 @ Tulsa
H	4	7/29/21 vs. South Bend
R	3	(2x) Last: 8/28/21 vs. Wisconsin
HR	2	8/19/21 @ South Bend
RBI	4	9/8/21 vs. Peoria
BB	2	(5x) Last: 9/8/21 vs. Peoria
SB	1	(2x) Last: 8/20/16 @ AZL Cubs



SO NICE, THEY DID IT TWICE (OR MORE)	MULTI-HIT GAMES					MULTI-RUN GAMES					MULTI-RBI GAMES					MULTI-BB GAMES					MULTI-K GAMES					MULTI-SB GAMES				
	2	3	4	5+	T	2	3	4	5+	T	2	3	4	5+	T	2	3	4	5+	T	2	3	4	5+	T	2	3	4	5+	T
Bates, Parker	-	-	-	-	-	-	-	-	-	-	-	-	-	-	-	-	-	-	-	-	1	-	-	-	1	1	-	-	-	1
7 Bewley, Brhet	2	1	-	-	3	1	-	-	-	1	-	-	-	-	-	-	-	-	-	-	2	2	-	-	4	-	-	-	-	-
12 Bradley, Tucker	9	2	-	-	11	7	-	-	-	7	2	1	2	-	5	2	-	-	-	-	1	-	-	-	1	2	-	-	-	2
Cropley, Tyler	-	-	-	-	-	-	-	-	-	-	-	-	-	-	-	-	-	-	-	-	-	-	-	-	-	-	-	-	-	-
Eaton, Nate	5	4	-	-	9	1	2	-	-	3	4	-	-	-	4	2	-	-	-	2	8	-	-	-	8	1	-	-	-	1
8 Garcia, Maikel	13	2	1	-	16	8	1	1	-	10	2	-	-	-	2	6	1	-	-	7	8	1	1	-	10	2	-	-	-	2
16 Glendinning, Robbie	11	-	-	-	11	3	3	-	-	6	7	3	1	-	11	6	-	-	-	6	12	6	-	-	18	-	-	-	-	-
4 Grotjohn, Ryan	1	-	-	-	1	-	-	-	-	-	2	-	-	-	2	1	-	-	-	1	3	4	-	-	7	-	-	-	-	-
13 Loftin, Nick	12	5	-	-	17	6	3	-	-	9	6	-	-	1	7	2	-	-	-	2	3	1	-	-	4	1	-	-	-	1
26 Massey, Michael	8	11	-	-	19	7	-	-	-	7	4	2	3	-	9	1	1	-	-	2	7	2	1	-	10	-	-	-	-	-
25 Matias, Seuly	6	4	-	-	10	1	2	-	-	3	6	4	-	-	10	2	1	-	-	3	14	7	1	-	22	-	-	-	-	-
9 Means, Jake	7	-	-	-	7	3	-	-	-	3	4	2	-	-	6	2	-	-	-	2	9	3	-	-	12	-	-	-	-	-
11 Porter, Logan	12	2	-	-	14	4	-	-	-	4	5	-	-	-	5	5	1	-	-	6	6	-	-	-	6	-	-	-	-	-
1 Rave, John	8	2	-	-	10	3	-	-	-	3	5	3	-	-	8	4	2	-	-	6	8	-	-	-	8	1	-	-	-	1
3 Rivero, Sebastian	4	1	-	-	5	1	1	-	-	2	2	1	-	-	3	3	-	-	-	3	3	1	-	-	4	-	-	-	-	-
44 Stupienski, Gavin	1	-	-	-	1	-	-	-	-	-	1	-	-	-	1	-	-	-	-	-	3	1	-	-	4	-	-	-	-	-
	99	34	1	0	134	45	12	1	0	58	50	16	6	1	73	36	6	0	0	42	88	28	3	0	119	8	0	0	0	8

HITTING STREAKS													ON-BASE STREAKS												
PLAYER	CURRENT	LONGEST	DATES/RESULTS								CURRENT	LONGEST	DATES/RESULTS												
			START	END	AVG	2B	3B	HR	RBI	OPS			START	END	AVG	2B	HR	BB	HBP	OBP					
7 Bewley, Brhet	-	4	5/25	5/28	.368 (7-19)	2	0	0	1	.874	-	4 (2x)	6/1	6/5	.083 (1-12)	0	0	4	0	.313					
12 Bradley, Tucker	-	6 (3x)	5/19	5/26	.526 (10-19)	1	1	1	6	1.451	4	8	5/19	5/28	.444 (12-27)	2	2	5	0	.531					
7 Garcia, Maikel	-	14	4/27	5/12	.397 (23-58)	6	0	0	6	.970	2	14	4/27	5/12	.397 (23-58)	6	0	8	0	.470					
16 Glendinning, Robbie	-	6	4/22	4/29	.391 (9-23)	4	0	1	6	1.158	16	16	5/21	6/9	.242 (15-62)	3	1	8	2	.338					
4 Grotjohn, Ryan	-	3	6/1	6/4	.375 (3-8)	0	0	1	3	1.083	-	4	5/31	6/5	.250 (3-12)	0	1	1	0	.286					
13 Loftin, Nick	2	6	5/4	5/10	.480 (12-24)	4	1	1	6	1.321	11	11	5/22	6/9	.304 (14-46)	3	2	5	1	.385					
26 Massey, Michael	-	7	5/21	5/28	.469 (15-32)	4	0	2	13	1.295	-	10	5/20	5/31	.439 (18-41)	4	2	7	0	.500					
25 Matias, Seuly	3	5	5/25	5/31	.421 (8-19)	2	1	3	8	1.560	7	7	6/2	6/9	.182 (4-22)	0	1	4	1	.333					
9 Means, Jake	2	5	5/27	6/1	.444 (8-18)	4	0	1	3	1.398	2	5	5/27	6/1	.444 (8-18)	4	1	5	0	.565					
11 Porter, Logan	5	5 (2x)	6/1	6/9	.438 (7-16)	2	0	3	5	1.675	6	13	5/8	5/28	.408 (20-49)	4	3	8	2	.508					
1 Rave, John	-	5	5/3	5/8	.368 (7-19)	0	0	0	5	.797	3	8	4/16	4/26	.261 (6-23)	2	2	12	0	.514					
3 Rivero, Sebastian	-	5	4/20	4/27	.333 (8-24)	3	0	2	6	1.028	-	9	4/20	5/4	.342 (13-38)	5	3	2	1	.381					
44 Stupienski, Gavin	-	2	5/29	6/2	.333 (2-6)	1	0	0	2	.929	-	4	5/22	6/2	.286 (4-14)	2	0	1	1	.375					

BOLD indicates longest streak in 2022 among active players

Italics indicates longest personal streak is active

PITCHES/PLATE APPEARANCE & PLATE APPEARANCE DEPTH									PINCH HITTING LOG				
PLAYER	AVG. P/PA	TOTAL PA	TOTAL P	LONGEST PA (#)	DATE	INN.	PITCHER	RESULT	DATE	INNING	PINCH HITTER	HITTING FOR	RESULT
Bates, Parker	4.17	12	50	9 (2x)	June 4	▼ 3	Misael Tamarez (CC)	Walk	4/15/2022 vs. Wichita	▼ 9	John Rave	Tyler Cropley	Groundout (3-1)
7 Bewley, Brhet	3.90	61	238	8	June 3	▼ 9	Adrian Chaidetz (CC)	Strikeout Swinging	4/16/2022 vs. Wichita	▼ 8	Maikel Garcia	Ryan Grotjohn	Lineout (L7)
12 Bradley, Tucker	3.69	166	612	7 (14x)	June 9	▲ 6	Austin Drury (TUL)	Groundout (5-3)	4/17/2022 vs. Wichita	▼ 6	Sebastian Rivero	Tyler Cropley	Single
Cropley, Tyler	3.67	9	33	6	April 15	▼ 5	Simeon Woods Richardson (WCH)	Groundout (5-3)	4/19/2022 @ Frisco	▲ 9	Tucker Bradley	Jake Means	Strikeout Looking
Eaton, Nate	3.79	159	602	8 (2x)	May 22	▲ 6	Peyton Alford (ARK)	Strikeout Swinging	4/21/2022 @ Frisco	▲ 9	Ryan Grotjohn	Logan Porter	Strikeout Swinging
7 Garcia, Maikel	3.81	241	918	9	May 3	▲ 9	Michael Brettell (SPR)	Strikeout Swinging	4/21/2022 @ Frisco	▲ 9	Gavin Stupienski	Jake Means	Flyout (F9)
16 Glendinning, Robbie	4.27	197	842	11	May 18	▲ 5	Taylor Dollard (ARK)	Groundout (6-3)	4/22/2022 @ Frisco	▲ 9	Ryan Grotjohn	Micheal Massey	Strikeout Swinging
4 Grotjohn, Ryan	4.43	47	208	9 (2x)	May 26	▲ 5	Jack Cushing (MID)	Walk	4/26/2022 vs. Amarillo	▼ 8	Tucker Bradley	Jake Means	Flyout (F8)
13 Loftin, Nick	3.42	205	702	9	May 28	▲ 3	Colin Peluse (MID)	Lineout (L7)	4/27/2022 vs. Amarillo	▼ 8	Gavin Stupienski	Logan Porter	Strikeout Swinging
26 Massey, Michael	3.77	233	878	10 (3x)	May 12	▼ 6	Louie Varland (WCH)	Home Run (Solo)	4/30/2022 vs. Amarillo	▼ 9	Robbie Glendinning	Ryan Grotjohn	Strikeout Swinging
25 Matias, Seuly	3.86	190	733	12	June 2	▼ 5	Chandler Casey (CC)	Walk	5/18/2022 @ Arkansas	▲ 9	Tucker Bradley	Jake Means	RBI Groundout (3U)
9 Means, Jake	3.85	162	623	10	June 9	▲ 5	John Rooney (TUL)	Strikeout Swinging	5/19/2022 @ Arkansas	▲ 9	Ryan Grotjohn	Logan Porter	Flyout (F7)
11 Porter, Logan	4.07	152	619	9 (3x)	May 25	▲ 9	Wandisson Charles (MID)	Walk	5/29/2022 @ Midland	▲ 9	Logan Porter	Gavin Stupienski	Strikeout Swinging
1 Rave, John	4.22	168	709	8	April 16	▼ 7	Steven Cruz (WCH)	Walk	6/3/2022 vs. Corpus Christi	▼ 7	Tucker Bradley	Micheal Massey	Strikeout Swinging
3 Rivero, Sebastian	3.75	83	311	11	April 22	▲ 9	Lucas Jacobsen (FRI)	Flyout (F9)					
44 Stupienski, Gavin	3.78	32	121	7 (2x)	June 5	▼ 9	Jojansee Torres (CC)	Flyout (F7)					
	3.87	2,117	8,199										

Naturals Pinch Hitters: 1-for-14, 7 K			
Most-Used Pinch Hitter:		Most Frequently Pinch-Hit For	

Naturals Pinch Hitters: 1-for-14, 7 K

Most-Used Pinch Hitter:

Tucker Bradley (4x)

Most Frequently Pinch-Hit For

Jake Means (4x)

NATURALS 10-PITCH AT-BAT LOG (9)					
DATE	INNING	PITCHES	BATTER	PITCHER	RESULT
April 10 @ Springfield	▲ 7	10	Michael Massey	Sean Kealey	Walk
April 16 vs. Wichita	▼ 7	12	John Rave	Steven Cruz	Walk
April 22 @ Frisco	▲ 9	11	Sebastian Rivero	Lucas Jacobsen	Flyout (F9)
April 22 @ Frisco	▲ 7	10	Michael Massey	Nick Staff	Walk
May 13 vs. Wichita	▼ 6	10	Michael Massey	Louie Varland	HOME RUN
May 17 @ Arkansas	▲ 5	10	John Rave	Peyton Alford	Walk
May 18 @ Arkansas	▲ 5	11	Robbie Glendinning	Taylor Dollard	Groundout (5-3)
June 2 vs. Corpus Christi	▼ 5	12	Seuly Matias	Chandler Casey	Walk
June 9 @ Tulsa (G1)	▲ 5	10	Jake Means	John Rooney	Strikeout Swng.

AUTOMATIC STRIKES CALLED ON NATURALS HITTERS (2)					
DATE	INNING	UMPIRE	HITTER	COUNT AT CALL	BATTER RESULT (COUNT)
4/15/2022 vs. Wichita	▼ 1	Isaias Barba	Maikel Garcia	0-0	Strikeout (2-2)
4/21/2022 @ Frisco	▲ 9	Benjamin Engstrand	Gavin Stupienski	1-0	Flyout, F9 (1-1)



HR #	PLAYER (SEASON NO.)	GM # – DATE	OPPONENT	DIRECTION	ON BASE	INNING	OUTS	COUNT	SCORE	FINAL
1	Jake Means (1)	3 – 4/10/2022	@ Springfield	RCF	1	2	2	1-1	2-3	L, 10-5
2	John Rave (1)	10 – 4/19/2022	@ Frisco	RF	1	3	1	2-2	2-0	L, 4-3
3	Robbie Glendinning (1)	11 – 4/20/2022	@ Frisco	LCF	0	2	2	3-1	1-0	W, 7-2
4	Nick Loftin (1)	11 – 4/20/2022	@ Frisco	LCF	1	3	1	0-0	3-1	W, 7-2
5	Seuly Matias (1)	11 – 4/20/2022	@ Frisco	LF	1	5	1	1-1	5-2	W, 7-2
6	John Rave (2)	12 – 4/21/2022	@ Frisco	LCF	0	2	1	2-1	1-0	L, 12-2
7	Seuly Matias (2)	12 – 4/21/2022	@ Frisco	LCF	0	4	0	0-2	2-7	L, 12-2
8	Michael Massey (1)	13 – 4/22/2022	@ Frisco	LCF	1	1	1	1-1	2-0	W, 11-2
9	Nick Loftin (1)	13 – 4/22/2022	@ Frisco	LCF	3	2	2	0-0	6-0	W, 11-2
10	Tucker Bradley (1)	14 – 4/23/2022	@ Frisco	LCF	3	5	1	2-1	9-0	W, 12-4
11	Michael Massey (2)	14 – 4/23/2022	@ Frisco	CF	0	8	1	0-2	11-3	W, 12-4
12	Nate Eaton (1)	14 – 4/23/2022	@ Frisco	LCF	0	9	0	3-2	12-3	W, 12-4
13	Michael Massey (3)	15 – 4/24/2022	@ Frisco	RCF	0	4	0	1-0	1-2	W, 4-3
14	Robbie Glendinning (2)	16 – 4/26/2022	vs. Amarillo	LCF	2	11	2	1-1	5-6	L, 6-5
15	Seuly Matias (3)	17 – 4/27/2022	vs. Amarillo	LF	0	2	0	0-0	2-2	W, 12-6
16	Sebastian Rivero (1)	17 – 4/27/2022	vs. Amarillo	LF	0	4	0	0-1	3-3	W, 12-6
17	Sebastian Rivero (2)	17 – 4/27/2022	vs. Amarillo	LF	1	6	2	0-0	12-5	W, 12-6
18	Jake Means (2)	18 – 4/28/2022	vs. Amarillo	LF	0	3	0	0-1	1-0	L, 9-5
19	Nate Eaton (2)	19 – 4/29/2022	vs. Amarillo	LF	0	2	0	1-0	1-0	W, 8-7
20	Sebastian Rivero (3)	20 – 4/30/2022	vs. Amarillo	RCF	0	2	2	1-1	1-2	L, 7-5
21	Ryan Grotjohn (1)	20 – 4/30/2022	vs. Amarillo	RCF	1	2	2	3-2	3-2	L, 7-5
22	Michael Massey (4)	20 – 4/30/2022	vs. Amarillo	RCF	1	3	1	1-2	5-2	L, 7-5
23	Logan Porter (1)	21 – 5/1/2022	vs. Amarillo	LF	1	2	1	0-1	3-1	W, 9-5
24	Robbie Glendinning (3)	21 – 5/1/2022	vs. Amarillo	LF	1	3	2	0-0	5-2	W, 9-5
25	Michael Massey (5)	21 – 5/1/2022	vs. Amarillo	RF	2	7	0	1-2	8-2	W, 9-5
26	Robbie Glendinning (4)	23 – 5/4/2022	@ Springfield	LF	1	5	0	1-0	7-1	W, 13-3
27	Seuly Matias (4)	24 – 5/5/2022	@ Springfield	LCF	0	5	1	1-1	2-4	W, 9-6
28	Brhet Bewley (1)	24 – 5/5/2022	@ Springfield	LCF	0	6	0	1-0	3-5	W, 9-6
29	Tucker Bradley (2)	24 – 5/5/2022	@ Springfield	RF	0	6	0	2-2	4-5	W, 9-6
30	Nick Loftin (3)	24 – 5/5/2022	@ Springfield	LCF	1	7	1	1-1	9-5	W, 9-6
31	Nate Eaton (3)	27 – 5/8/2022	@ Springfield	LCF	0	2	0	1-0	1-0	W, 9-5
32	Logan Porter (2)	27 – 5/8/2022	@ Springfield	LF	0	5	0	2-0	2-0	W, 9-5
33	Seuly Matias (5)	28 – 5/10/2022	vs. Wichita	LCF	2	3	2	0-1	4-0	W, 7-4
34	Robbie Glendinning (5)	28 – 5/10/2022	vs. Wichita	LF	0	8	1	0-2	7-4	W, 7-4
35	Logan Porter (3)	29 – 5/11/2022	vs. Wichita	LCF	0	7	0	3-1	1-3	L, 4-3
36	Michael Massey (6)	30 – 5/12/2022	vs. Wichita	LF	0	6	0	3-2	4-4	L, 10-4
37	Tucker Bradley (3)	31 – 5/13/2022	vs. Wichita	RCF	3	5	0	0-0	4-0	W, 7-0
38	Nick Loftin (4)	31 – 5/13/2022	vs. Wichita	LF	1	7	2	3-1	7-0	W, 7-0
39	Logan Porter (4)	32 – 5/14/2022	vs. Wichita	RCF	0	2	2	2-2	1-4	L, 7-6
40	Michael Massey (7)	37 – 5/21/2022	@ Arkansas	RF	2	3	1	0-0	4-4	W, 11-4
41	John Rave (3)	38 – 5/22/2022	@ Arkansas	RF	2	3	2	1-1	5-0	W, 10-5
42	Tucker Bradley (4)	38 – 5/22/2022	@ Arkansas	RCF	2	5	2	1-1	10-1	W, 10-5
43	Robbie Glendinning (6)	39 – 5/24/2022	@ Midland	RF	1	1	2	0-1	2-0	W, 8-5
44	Michael Massey (8)	39 – 5/24/2022	@ Midland	RCF	3	7	2	1-2	7-3	W, 8-5
45	Seuly Matias (6)	40 – 5/25/2022	@ Midland	LF	0	2	1	2-2	2-0	W, 11-3
46	Nate Eaton (4)	40 – 5/25/2022	@ Midland	LF	0	5	1	2-0	6-1	W, 11-3
47	Nick Loftin (5)	42 – 5/27/2022	@ Midland	LCF	0	3	2	1-0	7-1	W, 14-6
48	Seuly Matias (7)	43 – 5/28/2022	@ Midland	LF	0	6	0	0-1	5-5	W, 9-7
49	Tucker Bradley (5)	43 – 5/28/2022	@ Midland	CF	0	8	2	0-1	6-7	W, 9-7
50	Jake Means (3)	44 – 5/29/2022	@ Midland	LCF	0	8	0	0-0	1-3	L, 3-1
51	Seuly Matias (8)	45 – 5/31/2022	vs. Corpus Christi	LF	0	7	0	3-2	7-8	L, 8-7
52	Jake Means (4)	48 – 6/3/2022	vs. Corpus Christi	LF	2	2	2	0-0	3-0	L, 5-4
53	Logan Porter (5)	48 – 6/3/2022	vs. Corpus Christi	LF	0	8	1	0-0	4-5	L, 5-4
54	Logan Porter (6)	49 – 6/4/2022	vs. Corpus Christi	CF	0	2	0	3-2	1-2	W, 6-5
55	Seuly Matias (9)	49 – 6/4/2022	vs. Corpus Christi	LF	1	10	2	1-1	6-5	W, 6-5
56	Tucker Bradley (6)	50 – 6/5/2022	vs. Corpus Christi	LF	1	4	0	3-2	2-8	L, 17-4
57	Ryan Grotjohn (2)	50 – 6/5/2022	vs. Corpus Christi	LF	1	8	1	1-0	4-15	L, 17-4
58	John Rave (4)	51 – 6/7/2022	@ Tulsa	RCF	0	9	2	1-1	2-5	L, 5-2
59	Nick Loftin (6)	52 – 6/9/2022	@ Tulsa	LF	0	4	1	2-1	1-3	W, 5-3
60	Logan Porter (7)	52 – 6/9/2022	@ Tulsa	LF	1	4	1	1-1	3-3	W, 5-3

HOME RUN BREAKDOWN

		HOMERUNS				OUTS			RUNNERS ON				DIRECTION					LAST				
PLAYER	2022 TOTAL	HOME	ROAD	RHP	LHP	0	1	2	SOLO	2-RUN	3-RUN	GRAND SLAM	LF	LCF	CF	RCF	RF	DATE	OPP	KIND	INN	PA SINCE
Seuly Matias	9	4	5	8	1	4	3	2	6	2	1	-	6	3	-	-	-	June 4	vs. Corpus Christi	2-Run	▼ 10	14
Michael Massey	8	3	5	6	2	3	4	1	3	2	2	1	1	1	1	3	2	May 24	@ Midland	Grand Slam	▲ 7	63
Logan Porter	7	5	2	5	2	3	3	1	5	2	-	-	4	1	1	1	-	June 9	@ Tulsa	2-Run	▲ 4	1
Nick Loftin	6	1	5	3	3	-	3	3	2	3	-	1	2	4	-	-	-	June 9	@ Tulsa	Solo	▲ 4	26
Tucker Bradley	6	2	4	6	-	3	1	2	2	1	1	2	1	1	1	2	1	June 5	vs. Corpus Christi	2-Run	▼ 4	9
Robbie Glendinning	6	3	3	4	2	1	1	4	2	3	1	-	3	2	-	-	1	May 24	@ Midland	2-Run	▲ 1	53
John Rave	4	-	4	4	-	-	2	2	2	1	1	-	-	1	-	1	2	June 7	@ Tulsa	Solo	▲ 3	6
Jake Means	4	2	2	3	1	2	-	2	2	1	1	-	2	1	-	1	-	June 4	vs. Corpus Christi	3-Run	▼ 2	21
Nate Eaton	4	1	3	4	-	2	2	-	4	-	-	-	2	2	-	-	-	May 25	@ Midland	Solo	▲ 5	2
Sebastian Rivero	3	3	-	3	-	1	-	2	2	1	-	-	2	-	-	1	-	April 30	vs. Amarillo	Solo	▼ 3	20
Ryan Grotjohn	2	2	-	2	-	-	1	1	-	2	-	-	1	-	-	1	-	June 5	vs. Corpus Christi	2-Run	▼ 8	3
Brhet Bewley	1	-	1	1	-	1	-	-	1	-	-	-	-	1	-	-	-	May 5	@ Springfield	Solo	▲ 6	57

INNING DISTRIBUTION

1st Inning	2nd Inning	3rd Inning	4th Inning	5th Inning	6th Inning	7th Inning	8th Inning	9th Inning	10th Inning	11th Inning
2	14	9	6	8	5	6	6	2	1	1

NOTABLE NATURALS HOME RUNS

BACK-TO-BACK HOMERS (1)		2-HOMER GAMES (1)		3-HOMER GAMES (0)		GRAND SLAMS (4)	
PLAYERS	DATE/OPPONENT (INN.)	PLAYER (CAREER NO.)	DATE/OPPONENT	PLAYER (CAREER NO.)	DATE/OPPONENT	PLAYER (CAREER NO.)	DATE/OPPONENT (INN.)
Brhet Bewley & Tucker Bradley	5/5 @ Springfield (6th)	Sebastian Rivero (1st)	4/27 vs. Amarillo			Nick Loftin (2nd)	4/22 @ Frisco (2nd)
						Tucker Bradley (1st)	4/23 @ Frisco (5th)
						Tucker Bradley (2nd)	5/13 vs. Wichita (5th)
						Michael Massey (2nd)	5/24 @ Midland (7th)

LEADOFF HOMERS (0)		INSIDE-THE PARK HOMERS (0)		PINCH-HIT HOMERS (0)		WALK-OFF HOMERS (1)	
PLAYER (CAREER NO.)	DATE/OPPONENT	PLAYER (CAREER NO.)	DATE/OPPONENT (INN.)	PLAYER (CAREER NO.)	DATE/OPPONENT (INN.)	PLAYER (CAREER NO.)	DATE/OPPONENT
						Seuly Matias	6/4 vs. Corpus Christi

HOME RUN SITUATION	# OF	DATE OF LAST	BATTER ('22 HR #)	PITCHER	COUNT	RUNNERS ON	OUTS	INNING	SCORE @ HR	FINAL
GO-AHEAD HOME RUN	16	June 4 vs. Corpus Christi	Seuly Matias (9)	Devin Conn	1-1	1	2	▼ 10	6-5	W, 6-5 (10)
GAME-TYING HOME RUN	6	June 9 @ Tulsa	Logan Porter (7)	John Rooney	1-1	1	1	▲ 4	3-3	W, 5-4 (7)

NOTABLE OPPOSING HOME RUNS

BACK-TO-BACK HOMERS (2)		2-HOMER GAMES (3)		3-HOMER GAMES (0)		GRAND SLAMS (1)	
PLAYERS	DATE/OPPONENT (INN.)	PLAYER (CAREER NO.)	DATE/OPPONENT	PLAYER (CAREER NO.)	DATE/OPPONENT	PLAYER	DATE/OPPONENT (INN.)
Leandro Cedeño & Jorge Barrosa	5/1 vs. Amarillo (8th)	Dio Arias (1st)	4/21 @ Frisco			Justin Foscue	4/21 @ Frisco (3rd)
Alex Isola & Andrew Bechtold	5/10 vs. Wichita (4th)	Leandro Cedeño (4th)	4/30 vs. Amarillo				
		Andy Pages (8th)	6/7 @ Tulsa				
LEADOFF HOMERS (1)		INSIDE-THE PARK HOMERS (0)		PINCH-HIT HOMERS (0)		WALK-OFF HOMERS (0)	
PLAYER	DATE/OPPONENT	PLAYER	DATE/OPPONENT (INN.)	PLAYER	DATE/OPPONENT (INN.)	PLAYER	DATE/OPPONENT
Jonathan Ornelas	4/24@Frisco						



AFTER-INNING RECORDS

	LEADING	TRAILING	TIED
AFTER 1 INNING	9-5	4-11	11-12
AFTER 2 INNINGS	10-6	6-13	9-8
AFTER 3 INNINGS	14-7	6-15	5-5
AFTER 4 INNINGS	15-7	5-15	5-5
AFTER 5 INNINGS	19-6	5-18	1-3
AFTER 6 INNINGS	20-6	3-17	2-4
AFTER 7 INNINGS	20-2	1-21	2-4
AFTER 8 INNINGS	20-0	1-23	2-4

NATURALS BIG INNINGS

DATE	INNING	RUNS
1. 4/12 vs. Wichita	1st Inning	8
2. 4/27 vs. Amarillo	4th Inning	7
3. 5/27 @ Midland	2nd Inning	6
5/4 @ Springfield	9th Inning	6
5. 5/24 @ Midland	7th Inning	5
5/5 @ Springfield	6th Inning	5
5/4 @ Springfield	3rd Inning	5
4/22 @ Frisco	3rd Inning	5
4/9 @ Springfield	8th Inning	5

SCORE BY INNINGS

	1	2	3	4	5	6	7	8	9	10	11+	TOTAL
Naturals	26	35	52	35	48	22	45	22	25	6	4	320
Opponents	33	36	45	16	34	31	41	32	11	6	5	290
Difference	-7	-1	7	19	14	-9	4	-10	14	0	-1	30

SCORE BY INNINGS V. TULSA

	1	2	3	4	5	6	7	8	9	10	11+	TOTAL
Naturals	1	0	0	5	0	0	2	1	0	0	0	10
Drillers	0	4	1	0	2	1	0	0	0	0	0	8
vs. Tulsa Difference	1	-4	-1	5	-2	-1	2	1	0	0	0	2

MULTI-RUN INNINGS

	2	3	4	5	6	7	8	9	10+	TOTAL
Naturals	31	22	13	5	2	1	1	-	-	75
Opponents	52	15	6	3	2	1	-	-	-	79

RECORD BY RUNS SCORED/ALLOWED

RUNS	0	1	2	3	4	5	6	7	8	9	10	11+
SCORED	0-1	0-6	0-4	1-2	2-4	1-6	1-2	3-1	5-0	4-0	1-0	8-1
ALLOWED	3-0	0-0	3-4	4-0	2-4	6-5	4-3	2-4	1-1	0-1	0-2	0-4

RECORD BY MARGIN OF VICTORY/DEFEAT

1 Run	2 Runs	3 Runs	4 Runs	5 Runs	6 Runs	7 Runs	8 Runs	9 Runs	10+ Runs
3-12	2-3	7-2	3-3	2-2	2-2	2-1	3-0	1-0	1-2

2022 WALK-OFF TRACKER

GAME #	DATE	OPPONENT	FINAL (INN.)	PLAYER	WINNING RUN	PITCHER	HOW	OUTS	COUNT
33	May 18	@ Arkansas	L, 7-5 (10)	Zach DeLoach	Jack Larsen	Walter Pennington	RBI single to right field	2	0-1
41	May 26	@ Midland	L, 2-1 (10)	Shane Selman	Logan Davidson	Zack Phillips	RBI single to right-center field	2	2-2
49	June 4	vs. Corpus Christi	W, 6-5 (10)	Seuly Matias	Seuly Matias	Devin Conn	2-run home run to left field	2	1-1

Bold Indicates Naturals Walk-off

2022 NATURALS EJECTIONS (2)

DATE	INNING	WHO	WHY	UMPIRE
June 2 vs. Corpus Christi	▼ 7	Robbie Glendinning (1B)	Arguing Balls/Strikes	Steven Rios Jr. (HP)
June 3 vs. Corpus Christi	▼ 5	Michael Massey (DH)	Arguing Balls/Strikes	Mike Carroll (HP)

2022 NATURALS MONTH BY MONTH

HITTING

MONTH	AVG	G	AB	R	H	TB	2B	3B	HR	RBI	BB	IBB	SO	SB	CS	OBP	SLG	OPS	SAC	SF	HBP	GIDP	LOB
APRIL	.261	20	690	126	180	291	37	4	22	112	97	1	183	32	5	.357	.422	.779	4	9	11	14	151
MAY	.285	25	892	160	254	406	53	6	29	151	94	3	222	31	7	.353	.455	.808	8	15	9	18	190
JUNE	.206	8	248	34	51	89	11	0	9	29	31	0	95	10	1	.303	.359	.662	1	1	4	4	49
JULY																							
AUGUST																							
SEPTEMBER																							
TOTAL	.266	53	1830	320	486	787	101	10	60	292	222	4	500	73	13	.348	.430	.778	13	25	24	36	390

PITCHING

MONTH	W	L	ERA	G	GS	CG	SHO	GF	HLD	SV	SVO	IP	H	R	ER	HR	HB	BB	SO	WP	BK	WHIP	AVG
APRIL	9	11	5.98	20	20	0	0	20	3	3	5	179.0	194	127	119	25	11	87	158	17	1	1.57	.276
MAY	13	12	4.43	25	25	0	2	25	4	3	6	219.1	197	120	108	25	12	123	249	9	1	1.46	.239
JUNE	4	4	5.43	8	8	1	1	7	0	1	1	68.0	62	43	41	9	4	47	80	4	2	1.60	.240
JULY																							
AUGUST																							
SEPTEMBER																							
TOTAL	26	27	5.17	53	53	1	3	52	7	7	12	466.1	453	290	268	59	27	257	487	30	4	1.52	.254



HOME/AWAY

Home Games.....	9-14
Away Games.....	17-13

MONTH

April.....	9-11
May.....	13-12
June.....	4-4
July.....	
August.....	
September.....	

OPPONENT

vs. Amarillo.....	3-3
vs. Arkansas.....	2-4
vs. Corpus Christi.....	2-4
vs. Frisco.....	4-2
vs. Midland.....	4-2
vs. San Antonio.....	5-4
vs. Springfield.....	2-1
vs. Tulsa.....	4-7
vs. Wichita.....	

DAY OF THE WEEK

on Monday.....	
on Tuesday.....	3-6
on Wednesday.....	5-3
on Thursday.....	4-6
on Friday.....	5-4
on Saturday.....	5-4
on Sunday.....	4-4

PITCHING

vs. Left-Handed Starter.....	7-1
vs. Right-Handed Starter.....	19-26
WITH Left-Handed Starter.....	21-17
WITH Right-Handed Starter.....	5-10

SCORING

1-Run Games.....	3-12
2-Run Games.....	2-3
3-4-Run Games.....	10-5
5+ Run Games.....	11-7
Extra Innings.....	2-4
Shutouts.....	3-1
Doubleheaders.....	2-0 (1 Sweep)
Scoring 0-2 Runs.....	0-11
3-5 Runs.....	4-12
6-9 Runs.....	13-3
10+ Runs.....	9-1
Opponent 0-2 Runs.....	6-3
3-5 Runs.....	13-9
6-9 Runs.....	7-9
10+ Runs.....	0-6

Scored in 1st Inning.....	10-5
Opponent scored in 1st.....	6-11
Scores first.....	18-9
Opponent scores first.....	8-18

HITTING

Naturals 0-5 hits.....	2-8
6-9 hits.....	7-14
10+ hits.....	17-5
Opponent 0-5 hits.....	7-2
6-9 hits.....	12-10
10+ hits.....	7-15
Hit 0 home runs.....	6-13
1 home run.....	5-10
2 home runs.....	10-3
3+ home runs.....	5-1
Opponent hit 0 home runs.....	11-6
1 home run.....	8-10
2 home runs.....	6-7
3+ home runs.....	1-4

Out-hit opponent.....	23-6
Out-hit by opponent.....	2-19
Hits are tied.....	1-2

Leave 0-5 runners on base.....	6-5
6-9 on base.....	14-17
10+ on base.....	6-5

FIELDING

Made 0 errors.....	20-12
1 error.....	4-7
2+ errors.....	2-8
Opponent made 0 errors.....	6-13
1 error.....	12-7
2+ errors.....	8-6

TEAM HIGHS

LONGEST WIN STREAK.....	4 Games.....	May 21-22, 24-25
LONGEST LOSING STREAK.....	5 Games (2x).....	May 14, May 17-20
LONGEST HOME WINNING STREAK.....	2 Games (2x).....	Last: May 1, May 10
LONGEST HOME LOSING STREAK.....	5 Games.....	April 14-17, 26
LONGEST ROAD WINNING STREAK.....	4 Games.....	Last: May 21-22, 24-25
LONGEST ROAD LOSING STREAK.....	4 Games.....	May 17-20
LARGEST MARGIN OF VICTORY.....	10 Runs.....	May 4 @ Springfield, 13-3 W
LARGEST MARGIN OF DEFEAT.....	13 Runs.....	June 5 vs. Corpus Christi, 17-4 L
LONGEST GAME, INNINGS.....	11 Innings.....	April 26 vs. Amarillo, 6-5 L
LONGEST GAME, TIME.....	3:55.....	April 8 @ Springfield, 11-8 W
LONGEST 9-INNING GAME, TIME (PRE-PITCH CLOCK).....	3:55.....	April 8 @ Springfield, 11-8 W
LONGEST 9-INNING GAME, TIME (POST-PITCH CLOCK).....	3:04.....	June 5 vs. Corpus Christi, 17-4 L
SHORTEST 9-INNING GAME, TIME.....	1:58.....	May 29 @ Midland, 3-1 L
SHORTEST GAME, TIME.....	1:41.....	Game 2 - June 9 @ Tulsa, 3-0 W (7 Innings)
LARGEST COMEBACK WIN.....	4 Runs (4x).....	Last: After the 3rd inning, May 28 @ Midland, 9-7 W (10)
LARGEST MARGIN OF LEAD SURRENDERED (LOSS).....	5 Runs.....	After the top of the 5th inning, May 17 @ Arkansas, 7-6 L (10)
MOST ERRORS, TEAM.....	3.....	June 5 vs. Corpus Christi, 17-4 L
MOST ERRORS, PLAYER.....	2, Seuly Matias.....	May 27 @ Midland, 14-6 W
SMALLEST CROWD, HOME.....	1,950.....	April 17 vs. Wichita, 5-1 L
LARGEST CROWD, HOME.....	5,857.....	April 30 vs. Amarillo, 7-5 L
LARGEST CROWD, ROAD.....	6,777.....	April 23 @ Frisco, 12-4 W
WARMEST FIRST PITCH.....	98°.....	May 28 @ Midland, 9-7 W (10)
COLDEST FIRST PITCH.....	42°.....	April 8 @ Springfield, 11-8 W

OFFENSIVE HIGHS

MOST RUNS SCORED, GAME.....	14.....	May 27 @ Midland, 14-6 W
MOST RUNS SCORED, INNING.....	8.....	1st inning, April 12 vs. Wichita, 8-6 W
MOST CONSECUTIVE INNINGS SCORED.....	7 (2x) *	Last: 1st through 7th Innings, May 25 @ Midland, 11-3 W
FEWEST HITS, GAME.....	2 (2x).....	Last: April 21 @ Frisco, 12-2 L
MOST HITS, GAME.....	17 (3x).....	May 27 @ Midland, 14-6 W
MOST DOUBLES, GAME.....	5 (3x).....	Last: May 27 @ Midland, 14-6 W
MOST TRIPLES, GAME.....	1 (10x).....	Last: May 28 @ Midland, 9-7 W (10)
MOST HOME RUNS, GAME.....	4.....	May 5 @ Springfield, 9-6 W
MOST RBI, GAME.....	13.....	May 4 @ Springfield, 13-3 W
MOST RUNNERS LOB, GAME.....	12 (2x).....	Last: May 27 @ Midland, 14-6 W
MOST TOTAL BASES, GAME.....	32.....	May 5 @ Springfield, 9-6 W
MOST WALKS, GAME.....	9 (3x).....	May 4 @ Springfield, 13-3 W
MOST STRIKEOUTS, GAME.....	17.....	June 7 @ Tulsa, 5-2 L
FEWEST STRIKEOUTS, GAME.....	3.....	May 8 @ Springfield, 9-5 W
MOST STOLEN BASES, GAME.....	5 (2x).....	Last: May 21 @ Arkansas, 11-4 W (8)
MOST HIT BY PITCHES.....	3.....	April 27 vs. Amarillo, 12-6 W

INDIVIDUAL OFFENSIVE HIGHS

MOST RUNS, GAME.....	4, Maikel Garcia ^	April 8 @ Springfield, 11-8 W
MOST HITS, GAME.....	4, Maikel Garcia.....	May 1 vs. Amarillo, 9-5 W
MOST DOUBLES, GAME.....	3, Nick Loftin ^	May 4 @ Springfield, 13-3 W
MOST TRIPLES, GAME.....	1 (10x).....	Last: Seuly Matias, May 28 @ Midland, 9-7 W (10)
MOST HOME RUNS, GAME.....	2, Sebastian Rivero.....	April 27 vs. Amarillo, 12-6 W
MOST RBI, GAME.....	5, Nick Loftin.....	April 22 @ Frisco, 11-2 W
MOST WALKS, GAME.....	3 (6x).....	Last: John Rave, May 17 @ Arkansas, 7-6 L (10)
MOST STRIKEOUTS, GAME.....	4 (3x).....	Last: Michael Massey, June 7 @ Tulsa, 5-2 L
MOST STOLEN BASES, GAME.....	2 (8x).....	Last: Parker Bates, June 2 vs. Corpus Christi, 8-2 W
MOST HIT BY PITCHES, GAME.....	2, Nick Loftin.....	April 27 vs. Amarillo, 12-6 W

PITCHING HIGHS

MOST RUNS ALLOWED, GAME.....	17.....	June 5 vs. Corpus Christi, 17-4 L
MOST RUNS ALLOWED, INNING.....	7.....	3rd inning, April 21 @ Frisco, 12-2 L
FEWEST HITS ALLOWED, GAME.....	2.....	June 2 vs. Corpus Christi, 8-2 W
MOST HITS ALLOWED, GAME.....	16 (2x).....	Last: June 5 vs. Corpus Christi, 17-4 L
FEWEST STRIKEOUTS, GAME.....	0 ^	April 10 @ Springfield, 10-5 L
MOST STRIKEOUTS, GAME.....	18.....	June 4 vs. Corpus Christi, 6-5 W (10)
FEWEST WALKS ALLOWED, GAME.....	0.....	May 13 vs. Wichita, 7-0 W
MOST WALKS ALLOWED, GAME.....	16 *	June 5 vs. Corpus Christi, 17-4 L
MOST HOME RUNS ALLOWED, GAME.....	3 (5x).....	Last: June 7 @ Tulsa, 5-2 L

INDIVIDUAL PITCHING HIGHS

MOST RUNS ALLOWED, GAME.....	8, Zack Phillips.....	April 9 @ Springfield, 14-11 L
MOST EARNED RUNS ALLOWED, GAME.....	8, Zack Phillips.....	April 9 @ Springfield, 14-11 L
FEWEST HITS ALLOWED, GAME (STARTER).....	0, Anthony Veneziano (0.2 IP).....	April 9 @ Springfield, 14-11 L
MOST HITS ALLOWED, GAME.....	9, Alec Marsh.....	May 31 vs. Corpus Christi, 8-7 L
MOST HOME RUNS ALLOWED, GAME.....	3 (2x).....	Last: Anthony Veneziano, May 28 @ Midland, 9-7 W (10)
MOST STRIKEOUTS.....	10 (4x).....	Last: Angel Zerpa, June 4 vs. Corpus Christi, 6-5 W (10)
MOST CONSECUTIVE STRIKEOUTS.....	8, Alec Marsh (2nd to 4th Innings) *	May 19 @ Arkansas, 5-0 L
MOST WALKS ALLOWED, GAME.....	6, Marcelo Martinez.....	May 10 vs. Wichita, 7-4 W
MOST INNINGS PITCHED, STARTER.....	7.0 (3x).....	Last: Anthony Veneziano, Game 2 - June 9 @ Tulsa, 3-0 W (7)
MOST PITCHES THROWN, STARTER.....	100, Drew Parrish.....	May 20 @ Arkansas, 2-1 L
MOST INNINGS PITCHED, RELIEVER.....	4.2, Anthony Veneziano.....	May 14 vs. Wichita, 7-6 L
MOST PITCHES THROWN, RELIEVER.....	74, Dante Biasi.....	May 21 @ Arkansas, W, 11-4 (8)

^ Indicates All-Time Naturals Record Tied

* Indicates All-Time Naturals Record Set



16

GAME-BY-GAME STARTERS (BY POSITION)

A

DATE	OPPONENT	RESULT	SP	C	1B	2B	3B	SS	LF	CF	RF	DH
4/8	@ Springfield	W, 11-8	Drew Parrish	Sebastian Rivero	Jake Means	Michael Massey	Nate Eaton	Maikel Garcia	John Rave	Nick Loftin	Seuly Matias	Robbie Glendinning
4/9	@ Springfield	L, 14-11	Anthony Veneziano	Sebastian Rivero	Robbie Glendinning	Michael Massey	Nate Eaton	Maikel Garcia	John Rave	Nick Loftin	Seuly Matias	Logan Porter
4/10	@ Springfield	L, 10-5	Angel Zerpa	Tyler Cropley	Jake Means	Ryan Grotjohn	Nate Eaton	Maikel Garcia	Tucker Bradley	John Rave	Seuly Matias	Michael Massey
4/12	WICHITA	W, 8-6	Asa Lacy	Sebastian Rivero	Jake Means	Michael Massey	Nate Eaton	Maikel Garcia	John Rave	Nick Loftin	Tucker Bradley	Seuly Matias
4/13	WICHITA	W, 6-5	Alec Marsh	Sebastian Rivero	Logan Porter	Michael Massey	Robbie Glendinning	Maikel Garcia	Tucker Bradley	Nick Loftin	Seuly Matias	John Rave
4/14	WICHITA	L, 7-1	Drew Parrish	Sebastian Rivero	Robbie Glendinning	Ryan Grotjohn	Jake Means	Maikel Garcia	John Rave	Nick Loftin	Nate Eaton	Logan Porter
4/15	WICHITA	L, 4-2	Anthony Veneziano	Tyler Cropley	Jake Means	Michael Massey	Nate Eaton	Maikel Garcia	Tucker Bradley	Nick Loftin	Seuly Matias	Robbie Glendinning
4/16	WICHITA	L, 6-5 (10)	Angel Zerpa	Sebastian Rivero	Jake Means	Michael Massey	Nate Eaton	Ryan Grotjohn	John Rave	Nick Loftin	Tucker Bradley	Logan Porter
4/17	WICHITA	L, 5-1	Asa Lacy	Tyler Cropley	Logan Porter	Michael Massey	Robbie Glendinning	Maikel Garcia	Nate Eaton	John Rave	Seuly Matias	Tucker Bradley
4/18	@ Frisco	L, 4-3	Alec Marsh	Sebastian Rivero	Jake Means	Michael Massey	Nate Eaton	Maikel Garcia	John Rave	Nick Loftin	Seuly Matias	Robbie Glendinning
4/20	@ Frisco	W, 7-2	Drew Parrish	Sebastian Rivero	Robbie Glendinning	Michael Massey	Nate Eaton	Maikel Garcia	John Rave	Nick Loftin	Seuly Matias	Logan Porter
4/21	@ Frisco	L, 12-2	Anthony Veneziano	Logan Porter	Jake Means	Michael Massey	Robbie Glendinning	Maikel Garcia	Tucker Bradley	John Rave	Seuly Matias	Nick Loftin
4/22	@ Frisco	W, 11-2	Angel Zerpa	Sebastian Rivero	Logan Porter	Michael Massey	Jake Means	Maikel Garcia	Nate Eaton	Nick Loftin	Seuly Matias	Robbie Glendinning
4/23	@ Frisco	W, 12-4	Dante Biasi	Sebastian Rivero	Jake Means	Michael Massey	Robbie Glendinning	Maikel Garcia	John Rave	Nick Loftin	Tucker Bradley	Nate Eaton
4/24	@ Frisco	W, 4-3	Alec Marsh	Logan Porter	Robbie Glendinning	Michael Massey	Jake Means	Nate Eaton	Tucker Bradley	John Rave	Seuly Matias	Nick Loftin
4/26	AMARILLO	L, 6-5 (11)	Drew Parrish	Sebastian Rivero	Jake Means	Michael Massey	Nate Eaton	Maikel Garcia	John Rave	Nick Loftin	Seuly Matias	Robbie Glendinning
4/27	AMARILLO	W, 12-6	Anthony Veneziano	Sebastian Rivero	Logan Porter	Michael Massey	Nate Eaton	Maikel Garcia	John Rave	Nick Loftin	Seuly Matias	Tucker Bradley
4/28	AMARILLO	L, 9-5	Sebastian Rivero	Robbie Glendinning	Michael Massey	Jake Means	Maikel Garcia	Tucker Bradley	Nick Loftin	Nate Eaton	Seuly Matias	Logan Porter
4/29	AMARILLO	W, 8-7	Dante Biasi	Logan Porter	Jake Means	Michael Massey	Robbie Glendinning	Maikel Garcia	Nate Eaton	John Rave	Tucker Bradley	Nick Loftin
4/30	AMARILLO	L, 7-5	Alec Marsh	Sebastian Rivero	Logan Porter	Ryan Grotjohn	Nate Eaton	Maikel Garcia	Tucker Bradley	Nick Loftin	John Rave	Michael Massey
5/1	@ Springfield	W, 9-5	Drew Parrish	Logan Porter	Robbie Glendinning	Michael Massey	Jake Means	Maikel Garcia	Tucker Bradley	John Rave	Nate Eaton	Seuly Matias
5/4	@ Springfield	W, 13-3	Anthony Veneziano	Sebastian Rivero	Jake Means	Michael Massey	Nate Eaton	Maikel Garcia	John Rave	Nick Loftin	Seuly Matias	Robbie Glendinning
5/5	@ Springfield	W, 9-6	Marcelo Martinez	Sebastian Rivero	Robbie Glendinning	Michael Massey	Nate Eaton	Maikel Garcia	John Rave	Nick Loftin	Seuly Matias	Logan Porter
5/6	@ Springfield	W, 9-6	Dante Biasi	Logan Porter	Robbie Glendinning	Brhet Bewley	Jake Means	Maikel Garcia	Tucker Bradley	Nick Loftin	Seuly Matias	Nate Eaton
5/7	@ Springfield	L, 2-1	Alec Marsh	Sebastian Rivero	Robbie Glendinning	Michael Massey	Nate Eaton	Maikel Garcia	Tucker Bradley	Nick Loftin	John Rave	Seuly Matias
5/8	@ Springfield	W, 4-0	Drew Parrish	Logan Porter	Jake Means	Michael Massey	Brhet Bewley	Maikel Garcia	Tucker Bradley	John Rave	Seuly Matias	Nick Loftin
5/9	@ Springfield	W, 9-4	Anthony Veneziano	Logan Porter	Robbie Glendinning	Michael Massey	Jake Means	Maikel Garcia	John Rave	Nick Loftin	Nate Eaton	Tucker Bradley
5/10	WICHITA	W, 7-4	Marcelo Martinez	Logan Porter	Robbie Glendinning	Michael Massey	Nate Eaton	Maikel Garcia	Tucker Bradley	Nick Loftin	Seuly Matias	John Rave
5/11	WICHITA	L, 4-3	Angel Zerpa	Logan Porter	Robbie Glendinning	Michael Massey	Jake Means	Maikel Garcia	Tucker Bradley	John Rave	Nate Eaton	Seuly Matias
5/12	WICHITA	L, 10-4	Alec Marsh	Logan Porter	Robbie Glendinning	Brhet Bewley	Nate Eaton	Maikel Garcia	John Rave	Nick Loftin	Seuly Matias	Michael Massey
5/13	WICHITA	W, 7-0	Drew Parrish	Gavin Stupienski	Jake Means	Michael Massey	Nate Eaton	Maikel Garcia	John Rave	Nick Loftin	Seuly Matias	Tucker Bradley
5/14	WICHITA	L, 7-6	Will Klein	Sebastian Rivero	Robbie Glendinning	Michael Massey	Jake Means	Maikel Garcia	Tucker Bradley	Nick Loftin	Seuly Matias	Logan Porter
5/15	WICHITA	Cancelled-Rain										
5/17	@ Arkansas	L, 7-6 (10)	Marcelo Martinez	Logan Porter	Robbie Glendinning	Michael Massey	Nate Eaton	Maikel Garcia	John Rave	Nick Loftin	Seuly Matias	Tucker Bradley
5/18	@ Arkansas	L, 5-4	Angel Zerpa	Logan Porter	Robbie Glendinning	Michael Massey	Jake Means	Maikel Garcia	John Rave	Nick Loftin	Nate Eaton	Seuly Matias
5/19	@ Arkansas	L, 5-0	Alec Marsh	Logan Porter	Robbie Glendinning	Brhet Bewley	Nate Eaton	Maikel Garcia	Tucker Bradley	John Rave	Seuly Matias	Michael Massey
5/20	@ Arkansas	W, 11-4 (8)	Drew Parrish	Gavin Stupienski	Jake Means	Michael Massey	Nate Eaton	Maikel Garcia	Tucker Bradley	Nick Loftin	Seuly Matias	John Rave
5/21	@ Arkansas	W, 11-4 (8)	Will Klein	Logan Porter	Robbie Glendinning	Michael Massey	Nate Eaton	Maikel Garcia	Nick Loftin	John Rave	Nate Eaton	Tucker Bradley
5/22	@ Arkansas	W, 10-5	Anthony Veneziano	Gavin Stupienski	Robbie Glendinning	Michael Massey	Nate Eaton	Maikel Garcia	Tucker Bradley	Nick Loftin	John Rave	Ryan Grotjohn
5/24	@ Midland	W, 8-5	Angel Zerpa	Logan Porter	Jake Means	Michael Massey	Jake Means	Maikel Garcia	John Rave	Nick Loftin	Seuly Matias	Robbie Glendinning
5/25	@ Midland	W, 11-3	Alec Marsh	Logan Porter	Robbie Glendinning	Michael Massey	Nate Eaton	Maikel Garcia	Tucker Bradley	Nick Loftin	Seuly Matias	Jake Means
5/26	@ Midland	L, 2-1 (10)	Drew Parrish	Gavin Stupienski	Robbie Glendinning	Michael Massey	Jake Means	Maikel Garcia	Ryan Grotjohn	Nick Loftin	Tucker Bradley	Brhet Bewley
5/27	@ Midland	W, 14-6	Will Klein	Logan Porter	Robbie Glendinning	Michael Massey	Brhet Bewley	Maikel Garcia	Tucker Bradley	Nick Loftin	Seuly Matias	Jake Means
5/28	@ Midland	W, 9-7 (10)	Anthony Veneziano	Logan Porter	Robbie Glendinning	Michael Massey	Brhet Bewley	Jake Means	Tucker Bradley	Nick Loftin	Ryan Grotjohn	Seuly Matias
5/29	@ Midland	L, 3-1	Angel Zerpa	Gavin Stupienski	Robbie Glendinning	Michael Massey	Jake Means	Maikel Garcia	Tucker Bradley	Nick Loftin	Seuly Matias	Brhet Bewley
5/31	CORPUS CHRISTI	L, 8-7	Alec Marsh	Logan Porter	Robbie Glendinning	Michael Massey	Jake Means	Maikel Garcia	Tucker Bradley	Nick Loftin	Seuly Matias	Seuly Matias
6/1	CORPUS CHRISTI	L, 6-2	Drew Parrish	Logan Porter	Robbie Glendinning	Michael Massey	Jake Means	Maikel Garcia	Ryan Grotjohn	Tucker Bradley	Seuly Matias	Brhet Bewley
6/2	CORPUS CHRISTI	W, 8-2	Dante Biasi	Gavin Stupienski	Robbie Glendinning	Brhet Bewley	Jake Means	Maikel Garcia	Tucker Bradley	Parker Bates	Seuly Matias	Michael Massey
6/3	CORPUS CHRISTI	L, 5-4	Anthony Veneziano	Logan Porter	Robbie Glendinning	Brhet Bewley	Jake Means	Maikel Garcia	Ryan Grotjohn	Parker Bates	Seuly Matias	Michael Massey
6/4	CORPUS CHRISTI	W, 6-5 (10)	Angel Zerpa	Logan Porter	Robbie Glendinning	Michael Massey	Jake Means	Maikel Garcia	Tucker Bradley	John Rave	Seuly Matias	Seuly Matias
6/5	CORPUS CHRISTI	L, 17-4	Alec Marsh	Gavin Stupienski	Robbie Glendinning	Brhet Bewley	Jake Means	Maikel Garcia	Tucker Bradley	John Rave	Seuly Matias	Michael Massey
6/7	@ Tulsa	L, 5-2	Noah Murdock	Logan Porter	Robbie Glendinning	Michael Massey	Jake Means	Maikel Garcia	Tucker Bradley	Nick Loftin	John Rave	Seuly Matias
6/8	@ Tulsa	Postponed/Rain										
6/9	@ Tulsa	W, 5-3 (7)	Dante Biasi	Logan Porter	Robbie Glendinning	Michael Massey	Jake Means	Maikel Garcia	Nick Loftin	John Rave	Seuly Matias	Michael Massey
6/9	@ Tulsa	W, 3-0 (7)	Anthony Veneziano	Gavin Stupienski	Jake Means	Michael Massey	Ryan Grotjohn	Maikel Garcia	Tucker Bradley	Nick Loftin	John Rave	Seuly Matias
6/10	@ Tulsa											
6/11	@ Tulsa											
6/12	@ Tulsa											
6/14	ARKANSAS											
6/15	ARKANSAS											
6/16	ARKANSAS											
6/17	ARKANSAS											
6/18	ARKANSAS											
6/19	ARKANSAS											
6/21	SPRINGFIELD											
6/22	SPRINGFIELD											
6/23	SPRINGFIELD											
6/24	SPRINGFIELD											
6/25	SPRINGFIELD											
6/26	SPRINGFIELD											
6/28	@ Amarillo											
6/29	@ Amarillo											
6/30	@ Amarillo											
7/1	@ Amarillo											
7/2	@ Amarillo											
7/3	TULSA											
7/4	TULSA											
7/6	TULSA											
7/7	TULSA											
7/8	TULSA											
7/9	TULSA											
7/10	TULSA											
7/12	@ Corpus Christi											
7/13	@ Corpus Christi											
7/14	@ Corpus Christi											
7/15	@ Corpus Christi											
7/16	@ Corpus Christi											
7/17	@ Corpus Christi											
7/22	SPRINGFIELD											
7/23	SPRINGFIELD											
7/24	SPRINGFIELD											
7/26	@ Wichita											
7/27	@ Wichita											
7/28	@ Wichita											
7/29	@ Wichita											
7/30	@ Wichita											
7/31	@ Wichita											
8/2	TULSA											
8/3	TULSA											
8/4	TULSA											
8/5	TULSA											
8/6	TULSA											
8/7	@ Tulsa											
8/9	@ Arkansas											
8/10	@ Arkansas											
8/11	@ Arkansas											
8/12	@ Arkansas											
8/13	@ Arkansas											
8/14	@ Arkansas											
8/16	SAN ANTONIO											
8/17	SAN ANTONIO											
8/18	SAN ANTONIO											
8/19	SAN ANTONIO											
8/20	SAN ANTONIO											
8/21	SAN ANTONIO											
8/23	SPRINGFIELD											
8/24	SPRINGFIELD											
8/25	SPRINGFIELD											
8/26	SPRINGFIELD											
8/27	SPRINGFIELD											
8/28	SPRINGFIELD											
8/30	@ Tulsa											
8/31	@ Tulsa											
9/1	@ Tulsa											
9/2	@ Tulsa											
9/3	@ Tulsa											
9/4	@ Tulsa											
9/6	@ Wichita											
9/7	@ Wichita											
9/8	@ Wichita											
9/9	@ Wichita											
9/10	@ Wichita											
9/11	@ Wichita											
9/13	FRISCO											
9/14	FRISCO											
9/15	FRISCO											
9/16	FRISCO											
9/17	FRISCO											
9/18	FRISCO											



17



	OPPONENT	RESULT	1	2	3	4	5	6	7	8	9
4/8	@ Springfield	W, 11-8	Maikel Garcia	Nick Loftin	Michael Massey	Seuly Matias	Sebastian Rivero	Robbie Glendinning	Nate Eaton	Jake Means	John Rave
4/9	@ Springfield	L, 14-11	Maikel Garcia	Nick Loftin	Michael Massey	Seuly Matias	Sebastian Rivero	Robbie Glendinning	Nate Eaton	Logan Porter	John Rave
4/10	@ Springfield	L, 10-5	Maikel Garcia	John Rave	Michael Massey	Seuly Matias	Nate Eaton	Ryan Grotjohn	Jake Means	Tyler Cropley	Tucker Bradley
4/12	WICHITA	W, 8-6	Maikel Garcia	Nick Loftin	Michael Massey	Seuly Matias	Sebastian Rivero	John Rave	Nate Eaton	Jake Means	Tucker Bradley
4/13	WICHITA	W, 6-5	Maikel Garcia	Nick Loftin	Michael Massey	Seuly Matias	Sebastian Rivero	John Rave	Robbie Glendinning	Logan Porter	Tucker Bradley
4/14	WICHITA	L, 7-1	Maikel Garcia	Nick Loftin	John Rave	Jake Means	Sebastian Rivero	Nate Eaton	Robbie Glendinning	Logan Porter	Ryan Grotjohn
4/15	WICHITA	L, 4-2	Maikel Garcia	Nick Loftin	Michael Massey	Seuly Matias	Nate Eaton	Jake Means	Robbie Glendinning	Tyler Cropley	Tucker Bradley
4/16	WICHITA	L, 6-5 (10)	Nick Loftin	John Rave	Michael Massey	Jake Means	Sebastian Rivero	Nate Eaton	Ryan Grotjohn	Logan Porter	Tucker Bradley
4/17	WICHITA	L, 5-1	Maikel Garcia	John Rave	Michael Massey	Seuly Matias	Nate Eaton	Robbie Glendinning	Logan Porter	Tyler Cropley	Tucker Bradley
4/19	@ Frisco	W, 4-3	Maikel Garcia	Nick Loftin	Michael Massey	Seuly Matias	Sebastian Rivero	Nate Eaton	Robbie Glendinning	Logan Porter	John Rave
4/20	@ Frisco	W, 7-2	Maikel Garcia	Nick Loftin	Michael Massey	Seuly Matias	Sebastian Rivero	Nate Eaton	Robbie Glendinning	Logan Porter	John Rave
4/21	@ Frisco	L, 12-2	Maikel Garcia	Nick Loftin	Michael Massey	Seuly Matias	John Rave	Robbie Glendinning	Logan Porter	Jake Means	Tucker Bradley
4/22	@ Frisco	W, 11-2	Maikel Garcia	Nick Loftin	Michael Massey	Seuly Matias	Nate Eaton	Sebastian Rivero	Robbie Glendinning	Logan Porter	Jake Means
4/23	@ Frisco	W, 12-4	Maikel Garcia	Nick Loftin	Michael Massey	Robbie Glendinning	Nate Eaton	Sebastian Rivero	Nate Eaton	Jake Means	Tucker Bradley
4/24	@ Frisco	W, 6-3	Nick Loftin	John Rave	Michael Massey	Seuly Matias	Robbie Glendinning	John Rave	Nate Eaton	Jake Means	Tucker Bradley
4/26	AMARILLO	L, 6-5 (11)	Maikel Garcia	Nick Loftin	Michael Massey	Seuly Matias	Sebastian Rivero	John Rave	Robbie Glendinning	Nate Eaton	Tucker Bradley
4/27	AMARILLO	W, 12-6	Maikel Garcia	Nick Loftin	Michael Massey	Seuly Matias	John Rave	Sebastian Rivero	Nate Eaton	Logan Porter	Tucker Bradley
4/28	AMARILLO	L, 9-5	Maikel Garcia	Nick Loftin	Michael Massey	Seuly Matias	Nate Eaton	Sebastian Rivero	Robbie Glendinning	Jake Means	Tucker Bradley
4/29	AMARILLO	W, 8-7	Maikel Garcia	Nick Loftin	Michael Massey	Robbie Glendinning	Nate Eaton	John Rave	Logan Porter	Jake Means	Tucker Bradley
4/30	AMARILLO	L, 7-5	Maikel Garcia	Nick Loftin	Michael Massey	John Rave	Nate Eaton	Sebastian Rivero	Logan Porter	Ryan Grotjohn	Tucker Bradley
5/1	AMARILLO	L, 7-4	Maikel Garcia	Nate Eaton	Michael Massey	Seuly Matias	John Rave	Robbie Glendinning	Logan Porter	Jake Means	Tucker Bradley
5/4	@ Springfield	W, 13-3	Maikel Garcia	Nick Loftin	Michael Massey	Seuly Matias	Nate Eaton	Sebastian Rivero	Robbie Glendinning	Logan Porter	John Rave
5/5	@ Springfield	W, 9-6	Maikel Garcia	Nick Loftin	Robbie Glendinning	Seuly Matias	Nate Eaton	Logan Porter	Jake Means	Brhet Bewley	Tucker Bradley
5/6	@ Springfield	L, 2-1	Maikel Garcia	Nick Loftin	Michael Massey	Seuly Matias	Nate Eaton	Sebastian Rivero	John Rave	Robbie Glendinning	Tucker Bradley
5/7	@ Springfield	W, 4-0	Maikel Garcia	Nick Loftin	Michael Massey	Seuly Matias	John Rave	Logan Porter	Brhet Bewley	Jake Means	Tucker Bradley
5/8	@ Springfield	W, 9-4	Maikel Garcia	Nick Loftin	Michael Massey	Robbie Glendinning	John Rave	Nate Eaton	Logan Porter	Jake Means	Tucker Bradley
5/10	WICHITA	W, 7-4	Maikel Garcia	Nick Loftin	Michael Massey	Seuly Matias	John Rave	Nate Eaton	Robbie Glendinning	Logan Porter	Tucker Bradley
5/11	WICHITA	L, 4-3	Maikel Garcia	John Rave	Michael Massey	Seuly Matias	Nate Eaton	Robbie Glendinning	Logan Porter	Jake Means	Tucker Bradley
5/12	WICHITA	L, 10-4	Maikel Garcia	Nick Loftin	Michael Massey	Seuly Matias	Nate Eaton	Robbie Glendinning	Logan Porter	Brhet Bewley	John Rave
5/13	WICHITA	W, 7-0	Maikel Garcia	Nick Loftin	Michael Massey	Seuly Matias	John Rave	Nate Eaton	Gavin Stupiensi	Jake Means	Tucker Bradley
5/14	WICHITA	L, 7-6	Maikel Garcia	Nick Loftin	Michael Massey	Seuly Matias	Robbie Glendinning	Sebastian Rivero	Logan Porter	Jake Means	Tucker Bradley
5/15	WICHITA	Cancelled-Rain									
5/17	@ Arkansas	L, 7-6 (10)	Maikel Garcia	Nick Loftin	Michael Massey	Seuly Matias	Nate Eaton	John Rave	Robbie Glendinning	Logan Porter	Tucker Bradley
5/18	@ Arkansas	L, 5-4	Maikel Garcia	Nick Loftin	Michael Massey	Seuly Matias	Nate Eaton	Robbie Glendinning	Logan Porter	Jake Means	John Rave
5/19	@ Arkansas	L, 5-0	Maikel Garcia	Nate Eaton	Michael Massey	Seuly Matias	Robbie Glendinning	John Rave	Logan Porter	Brhet Bewley	Tucker Bradley
5/20	@ Arkansas	L, 2-1	Maikel Garcia	Nick Loftin	Michael Massey	Seuly Matias	Nate Eaton	John Rave	Jake Means	Gavin Stupiensi	Tucker Bradley
5/21	@ Arkansas	W, 11-4 (8)	Maikel Garcia	Nick Loftin	Michael Massey	Logan Porter	Nate Eaton	John Rave	Robbie Glendinning	Jake Means	Tucker Bradley
5/22	@ Arkansas	W, 10-5	Maikel Garcia	Nick Loftin	Michael Massey	Robbie Glendinning	John Rave	Nate Eaton	Gavin Stupiensi	Ryan Grotjohn	Tucker Bradley
5/24	@ Midland	W, 8-5	Maikel Garcia	Nick Loftin	Michael Massey	Robbie Glendinning	Nate Eaton	Seuly Matias	Logan Porter	Jake Means	John Rave</



LF

Tucker Bradley, 27 (13-14)
John Rave, 18 (9-9)
Nate Eaton, 3 (2-1)
Ryan Grotjohn, 3 (1-2)
Nick Loftin, 2 (2-0)

CF

Nick Loftin, 37 (18-19)
John Rave, 13 (7-6)
Parker Bates, 2 (1-1)
Tucker Bradley, 1 (0-1)

RF

Seuly Matias, 34 (16-18)
Nate Eaton, 7 (3-4)
John Rave, 6 (2-4)
Tucker Bradley, 4 (3-1)
Ryan Grotjohn, 1 (1-0)
Parker Bates, 1 (0-1)

SS

Maikel Garcia, 50 (24-26)
Nate Eaton, 1 (1-0)
Jake Means, 1 (1-0)
Ryan Grotjohn, 1 (0-1)

2B

Michael Massey, 43 (23-20)
Brhet Bewley, 7 (3-4)
Ryan Grotjohn, 3 (0-3)

3B

Nate Eaton, 23 (10-13)
Jake Means, 21 (9-12)
Robbie Glendinning, 5 (3-2)
Brhet Bewley, 3 (3-0)
Ryan Grotjohn, 1 (1-0)

SP

Drew Parrish, 10 (5-5)
Anthony Veneziano, 10 (5-5)
Alec Marsh, 10 (3-7)
Ángel Zerpa, 9 (3-6)
Dante Biasi, 5 (5-0)
Will Klein, 3 (2-1)
Marcelo Martinez, 3 (2-1)
Asa Lacy, 2 (1-1)
Noah Murdock, 1 (0-1)

1B

Robbie Glendinning, 32 (15-17)
Jake Means, 16 (8-8)
Logan Porter, 5 (3-2)

DH

Seuly Matias, 10 (5-5)
Michael Massey, 8 (2-6)
Robbie Glendinning, 7 (3-4)
Tucker Bradley, 6 (4-2)
Logan Porter, 6 (2-4)
Nick Loftin, 4 (3-1)
John Rave, 3 (2-1)
Brhet Bewley, 3 (0-3)
Nate Eaton, 2 (2-0)
Jake Means, 2 (2-0)
Ryan Grotjohn, 2 (1-1)

C

Logan Porter, 24 (14-10)
Sebastian Rivero, 18 (8-10)
Gavin Stupiensi, 8 (4-4)
Tyler Cropley, 3 (0-3)

1	2	3	4	5	6	7	8	9
Maikel Garcia, 49 (23-26) Nick Loftin, 3 (2-1) Tucker Bradley, 1 (1-0)	Nick Loftin, 39 (21-18) John Rave, 5 (1-4) Brhet Bewley, 3 (1-2) Tucker Bradley, 3 (1-2) Nate Eaton, 2 (1-1) Maikel Garcia, 1 (1-0)	Michael Massey, 51 (25-26) Robbie Glendinning, 1 (1-0) John Rave, 1 (0-1)	Seuly Matias, 30 (13-17) Robbie Glendinning, 15 (9-6) Logan Porter, 4 (3-1) John Rave, 2 (1-1) Nate Eaton, 1 (0-1) Jake Means, 1 (0-1)	Nate Eaton, 18 (6-12) John Rave, 10 (8-2) Sebastian Rivero, 10 (5-5) Robbie Glendinning, 5 (3-2) Logan Porter, 5 (2-3) Brhet Bewley, 2 (0-2) Tucker Bradley, 1 (1-0) Seuly Matias, 1 (1-0) Nick Loftin, 1 (0-1)	Seuly Matias, 13 (7-6) Nate Eaton, 9 (6-3) Sebastian Rivero, 9 (4-5) John Rave, 8 (4-4) Robbie Glendinning, 8 (2-6) Logan Porter, 2 (2-0) Brhet Bewley, 1 (1-0) Ryan Grotjohn, 1 (0-1) Jake Means, 1 (0-1) Gavin Stupiensi, 1 (0-1)	Robbie Glendinning, 14 (6-8) Logan Porter, 14 (6-8) Nate Eaton, 5 (4-1) Gavin Stupiensi, 5 (3-2) Jake Means, 5 (2-3) Ryan Grotjohn, 5 (1-4) John Rave, 3 (2-1) Brhet Bewley, 2 (2-0)	Jake Means, 31 (17-14) Logan Porter, 10 (6-4) Brhet Bewley, 3 (1-2) Ryan Grotjohn, 3 (1-2) Tyler Cropley, 3 (0-3) Gavin Stupiensi, 2 (2-1) Robbie Glendinning, 1 (0-1)	Tucker Bradley, 34 (17-17) John Rave, 10 (4-6) Parker Bates, 3 (2-1) Brhet Bewley, 2 (1-1) Ryan Grotjohn, 2 (1-1) Jake Means, 1 (1-0) Nate Eaton, 1 (0-1)

PLAYER	GS	POSITION										BATTING ORDER								
		C	1B	2B	3B	SS	LF	CF	RF	OF	DH	1st	2nd	3rd	4th	5th	6th	7th	8th	9th
Michael Massey	51			43							8			51						
Maikel Garcia	50					50						49	1							
Robbie Glendinning	44		32		5						7			1	15	5	8	14	1	
Seuly Matias	44								34	34	10				30	1	13			
Nick Loftin	43						2	37		39	4	3	39			1				
Jake Means	40		16		21	1					2				2		1	5	31	1
Tucker Bradley	39						27	1	5	33	6	1	3			1				34
John Rave	39						18	13	5	36	3		5	1	2	10	8	3		10
Nate Eaton	36				23	1	3		7	10	2		2			19	9	5		1
Logan Porter	35	24	5								6				4	5	2	14	10	
Sebastian Rivero	18	18														9	9			
Brhet Bewley	13			7	3						3		3			2	1	2	3	2
Ryan Grotjohn	11			3	1	1	3		1	4	2						1	5	3	2
Gavin Stupienski	8	8															1	5	2	
Tyler Crolepy	3	3																	3	
Parker Bates	3							2	1	3										3

OUTFIELD ASSISTS (13)

TUCKER BRADLEY	LF	2
	RF	1
NATE EATON	LF	1
	RF	3
NICK LOFTIN	CF	2
SEULY MATIAS	RF	3
JOHN RAVE	CF	1

OF LINEUP COMBOS

53 games, 53 unique lineup combinations used

MOST USED LINEUP (TBD)

PLAYER	Pos.
1	
2	
3	
4	
5	
6	
7	
8	
9	

NATURALS POSITION PRODUCTION

	AVG	AB	H	TB	2B	3B	HR	RBI	BB	SO	OBP	SLG	OPS	SAC	SF	HBP	GIDP
C	.277	191	53	95	15	0	9	31	26	49	.379	.497	.876	0	1	6	4
1B	.257	191	49	77	13	0	5	35	27	71	.351	.403	.754	0	4	3	4
2B	.290	214	62	101	15	0	8	46	20	59	.346	.472	.818	0	5	1	2
3B	.218	202	44	71	14	2	3	26	19	61	.292	.351	.643	1	2	3	7
SS	.295	217	64	85	16	1	1	21	35	45	.391	.392	.783	1	1	0	5
LF	.287	188	54	84	5	2	7	30	27	43	.374	.447	.821	3	3	1	4
CF	.276	214	59	92	11	2	6	34	20	39	.343	.430	.773	5	4	4	7
RF	.252	202	51	98	7	2	12	36	21	67	.326	.485	.811	2	4	3	3
DH	.250	196	49	83	5	1	9	32	27	58	.348	.423	.771	1	1	3	0

NATURALS LINEUP PRODUCTION

	AVG	AB	H	TB	2B	3B	HR	RBI	BB	SO	OBP	SLG	OPS	SAC	SF	HBP	GIDP
1st	.281	221	62	82	15	1	1	20	35	45	.377	.371	.748	1	1	0	5
2nd	.276	214	59	92	10	1	7	34	23	36	.350	.430	.780	5	5	4	6
3rd	.300	220	66	104	14	0	8	46	18	56	.347	.473	.820	0	6	1	1
4th	.233	206	48	81	7	1	8	39	23	78	.312	.393	.705	0	5	3	5
5th	.224	205	46	77	14	1	5	28	20	46	.305	.376	.681	0	3	5	2
6th	.266	192	51	93	11	2	9	29	30	62	.370	.484	.854	2	2	3	4
7th	.299	194	58	99	9	1	10	39	26	69	.385	.510	.895	1	3	3	2
8th	.219	192	42	70	13	0	5	26	25	62	.321	.365	.686	0	0	4	6
9th	.290	186	54	89	8	3	7	31	22	46	.368	.478	.846	4	0	1	5



GM #	APRIL	OPPONENT	SCORE	RECORD	Pos./G+/-	WIN	LOSS	SAVE	TEMP.	1ST PITCH	TIME	ATT.	HOME ATT.	NATURALS				OPPONENT			
														R	H	E	LO	R	H	E	LO
1	4/8	@ Springfield	W, 11-8	1-0	T-1st/+1.0	Á. Sotillet (1-0)	G. Black (0-1)	-	42°	6:41 PM	3:55	3,682		11	12	0	10	8	8	4	10
2	4/9	@ Springfield	L, 14-11	1-1	T-2nd/-1.0	J. Quezada (1-0)	A. Veneziano (0-1)	F. Pacheco (1)	63°	5:37 PM	3:47	3,037		11	15	2	10	14	13	2	10
3	4/10	@ Springfield	L, 10-5	1-2	T-3rd/-2.0	M. Brettell (1-0)	Á. Zepa (0-1)	-	79°	1:38 PM	2:43	2,760		5	7	2	6	10	12	1	6
4	4/12	WICHITA	W, 8-6	2-2	T-3rd/-1.0	D. Biasi (1-0)	B. Lawson (0-1)	Á. Sotillet (1)	72°	7:04 PM	3:04	4,032	4,032	8	8	0	6	6	6	2	9
5	4/13	WICHITA	W, 8-5	3-2	2nd/-1.0	C. Cosby (1-0)	A. Scherff (0-1)	-	53°	7:05 PM	2:48	2,590	6,622	8	12	0	7	5	7	2	4
6	4/14	WICHITA	L, 7-1	3-3	3rd/-1.0	L. Varland (1-0)	D. Parrish (0-1)	-	64°	7:04 PM	3:03	2,655	9,277	1	5	0	7	7	7	0	7
7	4/15	WICHITA	L, 4-2	3-4	3rd/-2.0	S. Woods Richardson (1-0)	A. Veneziano (0-2)	A. Schulfer (1)	73°	7:05 PM	2:25	4,404	13,681	2	5	0	6	4	9	1	9
8	4/16	WICHITA	L, 6-5 (10)	3-5	T-4th/-2.0	A. Angulo (1-0)	Z. Willeman (0-1)	S. Klimek (1)	55°	6:05 PM	3:25	3,003	16,684	5	6	2	12	6	16	4	11
9	4/17	WICHITA	L, 5-1	3-6	5th/-3.0	T. Viza (1-0)	A. Lacy (0-1)	-	52°	2:05 PM	2:37	1,950	18,634	1	10	1	9	5	7	0	5
10	4/19	@ Frisco	L, 4-3	3-7	5th/-4.0	S. Nordlin (2-1)	A. Marsh (0-1)	C. Lee (3)	70°	6:37 PM	2:37	2,162		3	2	0	7	4	9	1	10
11	4/20	@ Frisco	W, 7-2	4-7	T-4th/-4.0	D. Parrish (1-1)	A. Weems (0-1)	-	86°	6:37 PM	2:27	2,324		7	10	1	7	2	4	0	6
12	4/21	@ Frisco	L, 12-2	4-8	5th/-4.0	N. Starr (1-0)	A. Veneziano (0-3)	-	82°	6:37 PM	2:26	3,939		2	2	0	7	12	13	1	3
13	4/22	@ Frisco	W, 11-2	5-8	T-4th/-4.0	Á. Zepa (1-1)	C. Bradford (1-1)	-	84°	6:36 PM	2:30	6,222		11	8	0	4	2	8	1	10
14	4/23	@ Frisco	W, 12-4	6-8	4th/-4.0	W. Pennington (1-0)	J. Leiter (0-1)	-	82°	6:40 PM	2:39	6,777		12	12	2	7	4	10	2	8
15	4/24	@ Frisco	W, 4-3	7-8	4th/-3.0	Y. Del Rosario (1-0)	C. Ragans (0-1)	Á. Sotillet (2)	75°	4:16 PM	2:21	3,208		4	9	0	9	3	6	1	6
16	4/26	AMARILLO	L, 6-5 (11)	7-9	T-4th/-3.0	J. Garcia (1-0)	W. Pennington (1-1)	B. Rogers (1)	55°	11:06 AM	3:02	3,702	22,336	6	10	0	8	5	9	1	9
17	4/27	AMARILLO	W, 12-6	8-9	4th/-3.0	A. Veneziano (1-3)	S. Cecconi (0-1)	-	68°	7:05 PM	2:28	3,073	25,409	12	15	0	9	6	11	2	7
18	4/28	AMARILLO	L, 9-5	8-10	4th/-3.0	K. Curtis (1-1)	Z. Willeman (0-2)	-	64°	7:04 PM	2:38	3,100	28,509	5	8	0	6	9	13	1	4
19	4/29	AMARILLO	W, 8-7	9-10	T-3rd/-3.0	W. Pennington (2-1)	D. Olivero (0-1)	J. Dipoto (1)	74°	7:05 PM	2:51	4,890	33,399	8	17	1	9	7	15	0	11
20	4/30	AMARILLO	L, 7-5	9-11	T-3rd/-3.0	B. Pfaadt (1-1)	H. Capps (0-1)	B. Workman (1)	72°	6:06 PM	2:16	5,857	39,256	5	8	0	4	7	10	0	5

APRIL Hitting Results: .261/.357/.422 (180-for-690), 37 2B, 22 HR, 126 R, 97 BB, 32 SB // APRIL Pitching Results: 9-11, 5.98 ERA (119 ER in 179.0 IP), 3/5 SV, 194 H, 25 HR, 87 BB, 158 K, .276 AVG

GM #	MAY	OPPONENT	SCORE	RECORD	Pos./G+/-	WIN	LOSS	SAVE	TEMP.	1ST PITCH	TIME	ATT.	HOME ATT.	NATURALS				OPPONENT			
														R	H	E	LO	R	H	E	LO
21	5/1	AMARILLO	W, 9-5	10-11	3rd/-3.0	D. Parrish (2-1)	J. Vernia (0-1)	-	70°	2:04 PM	2:32	5,348	44,604	9	12	0	7	5	11	0	7
22	5/3	@ Springfield	L, 12-5	10-12	T-3rd/-3.5	D. Roach (2-1)	A. Veneziano (1-3)	-	52°	6:37 PM	2:49	3,701		5	8	2	7	12	10	2	10
23	5/4	@ Springfield	W, 13-3	11-12	T-3rd/-3.0	M. Martinez (1-0)	K. Leahy (0-4)	-	55°	7:34 PM	2:33 (:59)	3,131		13	15	0	10	3	6	1	4
24	5/5	@ Springfield	W, 9-6	12-12	3rd/-2.5	Y. Del Rosario (2-0)	G. Black (1-3)	W. Pennington (1)	61°	6:36 PM	2:42	3,125		9	17	0	12	6	8	1	4
25	5/6	@ Springfield	L, 2-1	12-13	T-3rd/-4.0	T. Pike (1-1)	H. Capps (0-2)	F. Pacheco (5)	64°	6:39 PM	2:22	3,165		1	4	1	2	2	6	0	10
26	5/7	@ Springfield	W, 4-0	13-13	3rd/-4.0	D. Parrish (3-1)	C. Lunn (2-3)	-	74°	6:05 PM	2:04	4,375		4	9	0	5	0	3	1	4
27	5/8	@ Springfield	W, 9-5	14-13	3rd/-2.5	W. Pennington (3-1)	F. Pacheco (0-1)	-	77°	6:07 PM	2:40	3,922		9	13	1	8	5	6	1	7
28	5/10	WICHITA	W, 7-4	15-13	3rd/-1.5	D. Biasi (2-0)	K. Klimek (0-1)	Y. Del Rosario (1)	84°	11:06 AM	2:35	5,620	50,224	7	11	0	5	4	7	0	11
29	5/11	WICHITA	L, 4-3	15-14	3rd/-2.5	K. Funderburk (2-0)	Á. Zepa (1-2)	A. Schulfer (5)	84°	7:04 PM	2:22	2,434	52,658	3	8	2	9	4	8	2	8
30	5/12	WICHITA	L, 10-4	15-15	3rd/-3.5	L. Varland (4-1)	P. Smith (0-1)	-	85°	7:06 PM	2:30	3,825	56,483	4	8	2	4	10	11	1	9
31	5/13	WICHITA	W, 7-0	16-15	3rd/-2.5	D. Parrish (4-1)	S. Woods Richardson (2-1)	-	82°	7:05 PM	2:14	4,497	60,980	7	8	0	3	0	5	0	5
32	5/14	WICHITA	L, 7-6	16-16	3rd/-3.5	B. Gross (2-0)	H. Capps (0-3)	A. Schulfer (6)	84°	6:04 PM	2:52	5,558	66,538	6	11	1	10	7	10	2	8
33	5/17	@ Arkansas	L, 7-6 (10)	16-17	3rd/-4.5	T. Kuhn (1-1)	W. Pennington (3-2)	-	81°	6:37 PM	2:53	3,374		6	12	0	10	7	10	1	6
34	5/18	@ Arkansas	L, 5-4	16-18	3rd/-5.5	T. Dollard (1-1)	Á. Zepa (1-3)	M. Stryfeler (6)	89°	6:34 PM	2:14	3,646		4	5	1	5	5	7	1	6
35	5/19	@ Arkansas	L, 5-0	16-19	4th/-6.5	C. Jones (1-2)	A. Marsh (0-2)	-	90°	6:35 PM	2:15	3,769		0	3	1	7	5	8	3	8
36	5/20	@ Arkansas	L, 2-1	16-20	4th/-6.5	J. Haberer (1-2)	D. Parrish (4-2)	T. Kuhn (3)	89°	7:04 PM	2:24	6,016		1	4	1	6	2	4	0	7
37	5/21	@ Arkansas	W, 11-4 (8)	17-20	4th/-6.0	D. Biasi (3-0)	S. Kolek (1-3)	-	75°	7:06 PM	2:54 (:30)	3,869		11	12	0	10	4	5	1	6
38	5/22	@ Arkansas	W, 10-5	18-20	3rd/-6.0	Z. Phillips (1-0)	E. Hancock (0-1)	-	62°	1:35 PM	2:44	3,807		10	11	1	6	5	8	2	8
39	5/24	@ Midland	W, 8-5	19-20	3rd/-5.5	Y. Del Rosario (3-0)	D. Leal (0-1)	Z. Willeman (1)	68°	11:02 AM	2:25	4,066		8	10	0	5	5	12	1	11
40	5/25	@ Midland	W, 11-3	20-20	3rd/-4.5	A. Marsh (1-2)	R. Cusick (1-5)	-	74°	6:33 PM	2:48	3,012		11	16	0	9	3	10	2	13
41	5/26	@ Midland	L, 2-1 (10)	20-21	3rd/-5.5	G. Acton (1-2)	Z. Phillips (1-1)	-	90°	7:02 PM	2:41	3,450		1	8	0	11	2	3	1	4
42	5/27	@ Midland	W, 14-6	21-21	3rd/-5.0	Á. Sotillet (2-0)	T. Damron (1-3)	-	97°	7:01 PM	3:03	3,549		14	17	2	12	6	7	2	11
43	5/28	@ Midland	W, 9-7 (10)	22-21	3rd/-5.0	Y. Del Rosario (4-0)	C. Cohen (2-3)	-	98°	7:00 PM	2:50	3,425		9	15	0	11	7	10	1	8
44	5/29	@ Midland	L, 3-1	22-22	3rd/-5.0	M. Milburn (3-3)	Á. Zepa (1-4)	A. Briggs (2)	96°	2:02 PM	1:48	2,446		1	6	0	7	3	11	0	6
45	5/31	CORPUS CHRISTI	L, 8-7	22-23	4th/-5.0	D. West (1-0)	Y. Del Rosario (1-4)	M. Ruppenthal (1)	82°	7:04 PM	2:52	2,247	68,785	7	12	2	9	8	11	0	7

MAY Hitting Results: .285/.353/.455 (254-for-892), 53 2B, 29 HR, 160 R, 94 BB, 31 SB // APRIL Pitching Results: 13-12, 4.43 ERA (108 ER in 219.1 IP), 3/6 SV, 197 H, 25 HR, 123 BB, 249 K, .239 AVG

														NATURALS				OPPONENT			
GM #	JUNE	OPPONENT	SCORE	RECORD	Pos./G+/-	WIN	LOSS	SAVE	TEMP.	1ST PITCH	TIME	ATT.	HOME ATT.	R	H	E	LO	R	H	E	LO
46	6/1	CORPUS CHRISTI	L, 6-2	22 - 24	4th/-5.5	J. Endersby (2-1)	D. Parrish (4-3)	-	80°	7:04 PM	2:32	2,183	70,968	2	7	0	8	6	11	0	8
47	6/2	CORPUS CHRISTI	W, 8-2	23 - 24	4th/-5.5	D. Biasi (4-0)	J. Melendez (0-5)	-	84°	4:04 PM	3:01	5,408	76,376	8	9	0	6	2	2	1	9
48	6/3	CORPUS CHRISTI	L, 5-4	23 - 25	4th/-5.5	A. Chaidetz (2-0)	Y. Del Rosario (2-4)	-	75°	7:05 PM	2:34	5,659	82,035	4	7	0	7	5	9	0	8
49	6/4	CORPUS CHRISTI	W, 6-5 (10)	24 - 25	4th/-5.5	J. Dipoto (1-0)	D. Conn (4-2)	-	79°	6:05 PM	3:03	3,928	85,963	6	4	0	8	5	7	1	9
50	6/5	CORPUS CHRISTI	L, 17-4	24 - 26	4th/-6.5	J. Bravo (2-1)	A. Marsh (1-3)	-	78°	2:04 PM	3:04	2,735	88,698	4	7	3	4	17	16	0	14
51	6/7	@ Tulsa	L, 5-2	24 - 27	4th/-6.5	G. Stone (2-1)	N. Murdock (0-1)	-	84°	7:06 PM	2:12	4,036		2	6	0	8	5	9	0	5
	6/8	@ Tulsa	Postponed/Rain (Made up June 9, 3-0 W)																		
52	6/9	@ Tulsa	W, 5-3 (7)	25 - 27	4th/-6.0	C. Chamberlain (1-0)	J. Adames (0-1)	J. Dipoto (2)	84°	5:04 PM	1:54			5	6	0	2	3	5	0	7
53	6/9	@ Tulsa	W, 3-0 (7)	26 - 27	4th/-5.5	A. Veneziano (2-4)	L. Knack (1-4)	-	81°	7:46 PM	1:41	4,706		3	5	0	6	0	3	1	5
54	6/10	@ Tulsa																			
55	6/11	@ Tulsa																			
56	6/12	@ Tulsa																			
57	6/14	ARKANSAS																			
58	6/15	ARKANSAS																			
59	6/16	ARKANSAS																			
60	6/17	ARKANSAS																			
61	6/18	ARKANSAS																			
62	6/19	ARKANSAS																			
63	6/21	SPRINGFIELD																			
64	6/22	SPRINGFIELD																			
65	6/23	SPRINGFIELD																			
66	6/24	SPRINGFIELD																			
67	6/25	SPRINGFIELD																			
68	6/26	SPRINGFIELD																			



GM #	JUNE	OPPONENT	SCORE	RECORD	Pos./G+/-	WIN	LOSS	SAVE	TEMP.	1ST PITCH	TIME	ATT.	HOME ATT.	NATURALS				OPPONENT			
														R	H	E	LO	R	H	E	LO
69	6/28	@ Amarillo																			
70	6/29	@ Amarillo																			
71	6/30	@ Amarillo																			

JUNE Hitting Results: TBD // JUNE Pitching Results: TBD

GM #	JULY	OPPONENT	SCORE	RECORD	Pos./G+/-	WIN	LOSS	SAVE	TEMP.	1ST PITCH	TIME	ATT.	HOME ATT.	NATURALS				OPPONENT			
														R	H	E	LO	R	H	E	LO
72	7/1	@ Amarillo																			
73	7/2	@ Amarillo																			
74	7/3	@ Amarillo																			
75	7/4	TULSA																			
76	7/6	TULSA																			
77	7/7	TULSA																			
78	7/8	TULSA																			
79	7/9	TULSA																			
80	7/10	TULSA																			
81	7/12	@ Corpus Christi																			
82	7/13	@ Corpus Christi																			
83	7/14	@ Corpus Christi																			
84	7/15	@ Corpus Christi																			
85	7/16	@ Corpus Christi																			
86	7/17	@ Corpus Christi																			
87	7/22	SPRINGFIELD																			
88	7/23	SPRINGFIELD																			
89	7/24	SPRINGFIELD																			
90	7/26	@ Wichita																			
91	7/27	@ Wichita																			
92	7/28	@ Wichita																			
93	7/29	@ Wichita																			
94	7/30	@ Wichita																			
95	7/31	@ Wichita																			

JULY Hitting Results: TBD // JULY Pitching Results: TBD

GM #	AUGUST	OPPONENT	SCORE	RECORD	Pos./G+/-	WIN	LOSS	SAVE	TEMP.	1ST PITCH	TIME	ATT.	HOME ATT.	NATURALS				OPPONENT			
														R	H	E	LO	R	H	E	LO
96	8/2	TULSA																			
97	8/3	TULSA																			
98	8/4	TULSA																			
99	8/5	TULSA																			
100	8/6	TULSA																			
101	8/7	TULSA																			
102	8/9	@ Arkansas																			
103	8/10	@ Arkansas																			
104	8/11	@ Arkansas																			
105	8/12	@ Arkansas																			
106	8/13	@ Arkansas																			
107	8/14	@ Arkansas																			
108	8/16	SAN ANTONIO																			
109	8/17	SAN ANTONIO																			
110	8/18	SAN ANTONIO																			
111	8/19	SAN ANTONIO																			
112	8/20	SAN ANTONIO																			
113	8/21	SAN ANTONIO																			
114	8/23	SPRINGFIELD																			
115	8/24	SPRINGFIELD																			
116	8/25	SPRINGFIELD																			
117	8/26	SPRINGFIELD																			
118	8/27	SPRINGFIELD																			
119	8/28	SPRINGFIELD																			
120	8/30	@ Tulsa																			
121	8/31	@ Tulsa																			

AUGUST Hitting Results: TBD // AUGUST Pitching Results: TBD

GM #	SEPTEMBER	OPPONENT	SCORE	RECORD	Pos./G+/-	WIN	LOSS	SAVE	TEMP.	1ST PITCH	TIME	ATT.	HOME ATT.	NATURALS				OPPONENT			
														R	H	E	LO	R	H	E	LO
122	9/1	@ Tulsa																			
123	9/2	@ Tulsa																			
124	9/3	@ Tulsa																			
125	9/4	@ Tulsa																			
126	9/6	@ Wichita																			
127	9/7	@ Wichita																			
128	9/8	@ Wichita																			
129	9/9	@ Wichita																			
130	9/10	@ Wichita																			
131	9/11	@ Wichita																			
132	9/13	FRISCO																			
133	9/14	FRISCO																			
134	9/15	FRISCO																			
135	9/16	FRISCO																			
136	9/17	FRISCO																			
137	9/18	FRISCO																			

SEPTEMBER Hitting Results: TBD // SEPTEMBER Pitching Results: TBD
2ND HALF Hitting Results: TBD // 2ND HALF Pitching Results: TBD



6/26	SPRINGFIELD
------	-------------



23

GAME-BY-GAME HITTING



DATE	OPPONENT	RESULT	AB	R	H	RBI	2B	3B	HR	TB	BB	SO	IBB	SB	CS	HBP	SAC	SF	GDP	LOB	AVG (SEASON)
4/8	@ Springfield	W, 11-8	40	11	12	9	2	0	0	14	8	8	0	3	0	0	0	0	2	10	.300
4/9	@ Springfield	L, 14-11	39	11	15	9	2	0	0	17	7	8	0	0	1	0	0	2	1	10	.342
4/10	@ Springfield	L, 10-5	30	5	7	5	2	0	1	12	5	8	0	0	0	1	0	2	3	6	.312
4/12	WICHITA	W, 8-6	34	8	8	6	2	1	0	12	4	7	0	3	0	0	0	0	1	6	.294
4/13	WICHITA	W, 8-5	32	8	12	7	3	1	0	17	5	8	0	0	0	0	1	1	0	7	.309
4/14	WICHITA	L, 7-1	32	1	5	1	1	0	0	6	2	15	0	1	0	1	0	0	0	7	.285
4/15	WICHITA	L, 4-2	32	2	5	1	1	1	0	8	3	5	0	0	1	0	0	0	0	6	.268
4/16	WICHITA	L, 6-5 (10)	35	5	6	5	0	0	0	6	9	12	1	2	0	1	0	1	0	12	.255
4/17	WICHITA	L, 5-1	35	1	10	1	0	0	0	10	2	9	0	4	0	0	0	0	1	9	.259
4/19	@ Frisco	L, 4-3	29	3	2	3	0	0	1	5	6	6	0	2	0	1	1	0	0	7	.243
4/20	@ Frisco	W, 7-2	35	7	10	7	1	0	3	20	6	11	0	1	0	0	0	0	1	7	.247
4/21	@ Frisco	L, 12-2	27	2	2	2	0	0	2	8	9	12	0	4	0	0	0	0	2	7	.235
4/22	@ Frisco	W, 11-2	35	11	8	10	3	0	2	17	6	9	0	0	0	1	0	0	0	4	.234
4/23	@ Frisco	W, 12-4	41	12	12	11	4	0	3	25	5	11	0	2	0	0	0	0	0	7	.239
4/24	@ Frisco	W, 4-3	36	4	9	2	1	0	1	13	4	9	0	3	1	0	0	0	0	9	.240
4/26	AMARILLO	L, 6-5 (11)	39	5	9	5	3	0	1	15	3	9	0	0	0	1	1	1	0	9	.240
4/27	AMARILLO	W, 12-6	37	12	15	11	3	0	3	27	3	9	0	1	0	3	0	2	0	9	.250
4/28	AMARILLO	L, 9-5	31	5	8	4	1	0	1	12	5	9	0	4	1	1	1	0	1	6	.250
4/29	AMARILLO	W, 8-7	36	8	17	8	5	1	1	27	4	8	0	1	1	1	0	0	2	9	.263
4/30	AMARILLO	L, 7-5	35	5	8	5	3	0	3	20	1	10	0	1	0	0	0	0	4	.261	
5/1	AMARILLO	W, 9-5	34	9	12	8	2	0	3	23	3	9	0	2	0	1	1	1	0	7	.265
5/3	@ Springfield	L, 12-5	36	5	8	5	2	1	0	12	2	9	0	0	0	0	0	1	0	7	.263
5/4	@ Springfield	W, 13-3	40	13	15	13	5	0	1	23	9	11	0	0	1	1	0	0	1	1	.269
5/5	@ Springfield	W, 9-6	43	9	17	9	1	1	4	32	3	7	0	2	0	0	1	1	0	12	.275
5/6	@ Springfield	L, 2-1	28	1	4	1	0	0	0	4	1	10	0	0	2	0	0	1	0	2	.271
5/7	@ Springfield	W, 4-0	33	4	9	4	1	1	0	12	3	8	0	2	1	0	0	0	1	5	.271
5/8	@ Springfield	W, 9-5	37	9	13	8	2	0	2	21	4	3	1	0	0	0	1	2	1	8	.274
5/10	WICHITA	W, 7-4	30	7	11	7	2	0	2	19	3	7	0	1	1	1	1	1	1	5	.277
5/11	WICHITA	L, 4-3	36	3	8	3	0	0	1	11	3	10	0	2	0	0	0	0	1	9	.275
5/12	WICHITA	L, 10-4	35	4	8	4	3	0	1	14	0	10	0	0	0	0	0	0	4	.274	
5/13	WICHITA	W, 7-0	32	7	8	7	1	0	2	15	2	9	0	5	0	0	0	0	3	.273	
5/14	WICHITA	L, 7-6	39	6	11	5	4	0	1	18	4	13	0	1	0	0	0	0	10	.273	
5/15	WICHITA	Cancelled/Rain																			
5/17	@ Arkansas	L, 7-6 (10)	40	6	12	6	4	0	0	16	5	8	0	0	1	0	0	0	2	10	.274
5/18	@ Arkansas	L, 5-4	32	4	5	2	1	0	0	6	3	10	0	2	0	0	1	0	0	5	.271
5/19	@ Arkansas	L, 5-0	31	0	3	0	0	0	0	3	1	10	0	1	0	2	0	0	3	7	.266
5/20	@ Arkansas	L, 2-1	30	1	4	1	0	0	0	4	3	9	0	1	0	0	0	1	0	6	.263
5/21	@ Arkansas	W, 11-4 (8)	33	11	12	11	1	0	1	16	6	5	0	5	0	2	1	2	0	10	.266
5/22	@ Arkansas	W, 10-5	37	10	11	10	2	1	2	21	4	10	0	1	0	1	1	0	2	6	.267
5/24	@ Midland	W, 8-5	36	8	10	8	2	0	2	18	4	9	0	1	0	0	0	0	1	5	.267
5/25	@ Midland	W, 11-3	40	11	16	10	3	1	2	27	5	6	0	1	0	0	0	2	2	9	.271
5/26	@ Midland	L, 2-1 (10)	36	1	8	1	2	0	0	10	3	11	1	0	0	1	0	1	1	11	.269
5/27	@ Midland	W, 14-6	45	14	17	12	5	0	1	25	8	5	0	2	0	0	0	0	1	12	.272
5/28	@ Midland	W, 9-7 (10)	43	9	15	8	5	1	2	28	5	12	1	0	0	0	1	0	0	11	.274
5/29	@ Midland	L, 3-1	31	1	6	1	2	0	1	11	4	7	0	1	0	0	0	0	1	7	.273
5/31	CORPUS CHRISTI	L, 8-7	35	7	12	7	3	0	1	18	6	14	0	1	1	0	0	2	0	9	.274
6/1	CORPUS CHRISTI	L, 6-2	32	2	7	2	4	0	0	11	4	8	0	0	0	0	0	1	1	8	.273
6/2	CORPUS CHRISTI	W, 8-2	31	8	9	6	1	0	0	10	7	11	0	4	0	0	0	0	3	6	.274
6/3	CORPUS CHRISTI	L, 5-4	34	4	7	4	1	0	2	14	3	15	0	0	0	1	0	0	0	7	.272
6/4	CORPUS CHRISTI	W, 6-5 (10)	33	6	4	5	0	0	2	10	7	13	0	1	0	1	1	0	0	8	.269
6/5	CORPUS CHRISTI	L, 17-4	33	4	7	4	1	0	2	14	2	14	0	0	0	0	0	0	0	4	.268
6/7	@ Tulsa	L, 5-2	33	2	6	2	1	0	1	10	3	17	0	0	0	1	0	0	0	8	.267
6/8	@Tulsa	Postponed/Rain																			
6/9 G1	@ Tulsa	W, 5-3 (7)	26	5	6	4	1	0	2	13	1	7	0	4	1	1	0	0	0	2	.267
6/9 G2	@ Tulsa	W, 3-0 (7)	26	3	5	2	2	0	0	7	4	10	0	1	0	0	0	0	0	6	.266
6/10	@ Tulsa																				
6/11	@ Tulsa																				
6/12	@ Tulsa																				
6/14	ARKANSAS																				
6/15	ARKANSAS																				
6/16	ARKANSAS																				
6/17	ARKANSAS																				
6/18	ARKANSAS																				
6/19	ARKANSAS																				
6/21	SPRINGFIELD																				
6/22	SPRINGFIELD																				
6/23	SPRINGFIELD																				
6/24	SPRINGFIELD																				
6/25	SPRINGFIELD																				
6/26	SPRINGFIELD																				



THE LAST TIME THE NATURALS...

THREW A PERFECT GAME	N/A
THREW A NO-HITTER	Brooks Pounders, 6/27/2013 vs. Midland
THREW A 9-INNING NO-HITTER	Brooks Pounders, 6/27/2013 vs. Midland
THREW A COMBINED NO-HITTER	Greg Holland, Chris Dwyer, Brandon Lafferty & Kendal Volz, 5/10/2012 vs. Springfield
THREW A COMBINED 1-HITTER (9 Innings)	N/A
THREW A COMBINED 1-HITTER (7 Innings)	Jonathan Heasley & Robert Garcia, 5/28/2021 vs. San Antonio (Game 2)
THREW A COMBINED 2-HITTER (9 Innings)	Dante Bias, Will Klein, Walter Pennington & Stephen Woods Jr., 6/2/2022 vs. Corpus Christi
THREW A COMBINED 2-HITTER (7 Innings)	Nolan Watson, Yefri Del Rosario & Robert Garcia, 8/27/2021 vs. Springfield (Game 1)
GOT NO-HIT (9 INNINGS)	5/17/2016 vs. Arkansas, 6-0
GOT NO-HIT (LESS THAN 9 INNINGS)	N/A
GOT 1-HIT	8/31/2019 vs. Frisco
GOT 2-HIT	4/21/2022 @ Frisco
THREW A COMBINED 9-INNING SHUTOUT	5/13/2022 vs. Wichita (7-0)
THREW BACK-TO-BACK SHUTOUTS	Games 1 and 2, 8/14/2021 vs. Frisco
GOT SHUT OUT (9 INNINGS)	5/19/2022 @ Arkansas
GOT SHUT OUT IN BACK-TO-BACK GAMES	August 12 & 13, 2019 @ Arkansas
GOT SHUT OUT IN 3 STRAIGHT GAMES	July 10 vs. Frisco, July 11 & 12, 2015 vs. Midland
GOT SHUT OUT (LESS THAN 9 INNINGS)	8/7/2021 @ Arkansas (5 Innings)
WON 11 GAMES IN A ROW	April 26 - May 6, 2015
WON 8 GAMES IN A ROW	June 14 - June 20, 2017
WON 7 GAMES IN A ROW	May 16 - May 22, 2015
WON 6 GAMES IN A ROW	August 2 - August 8, 2018
LOST 10 GAMES IN A ROW	April 6 - April 16, 2014
LOST 9 GAMES IN A ROW	April 8 - April 16, 2019
LOST 8 GAMES IN A ROW	July 2 - July 9, 2012
LOST 7 GAMES IN A ROW	July 12 - July 18, 2018
LOST 6 GAMES IN A ROW	July 15 - July 20, 2017
STRUCK OUT 19+ OPPOSING HITTERS	5/11/2013 @ Springfield (19)
STRUCK OUT 17+ OPPOSING HITTERS	6/4/2022 vs. Corpus Christi (18)
STRUCK OUT 15+ OPPOSING HITTERS	6/4/2022 vs. Corpus Christi (18)
STRUCK OUT 10+ OPPOSING HITTERS	6/7/2022 @ Tulsa (10)
SCORED 20+ RUNS IN ONE GAME	8/20/2013 @ Springfield (21)
SCORED 15+ RUNS IN ONE GAME	8/24/2021 vs. Springfield (18)
SCORED 10+ RUNS IN ONE GAME	5/27/2022 @ Midland (14)
ALLOWED 25+ RUNS IN ONE GAME	4/15/2011 @ San Antonio (26)
ALLOWED 20+ RUNS IN ONE GAME	7/25/2021 @ Tulsa (23)
ALLOWED 15+ RUNS IN ONE GAME	6/5/2022 vs. Corpus Christi (17)
ALLOWED 10+ RUNS IN ONE GAME	6/5/2022 vs. Corpus Christi (17)
HAD 22+ HITS IN ONE GAME	5/22/2010 vs. Arkansas (22)
HAD 20+ HITS IN ONE GAME	8/24/2021 vs. Springfield (20)
HAD 15+ HITS IN ONE GAME	5/28/2022 @ Midland (15)
HAD 10+ HITS IN ONE GAME	5/31/2022 vs. Corpus Christi (12)
ALLOWED 25+ HITS IN ONE GAME	4/15/2011 @ San Antonio (26)
ALLOWED 20+ HITS IN ONE GAME	7/27/2021 vs. Wichita (23)
ALLOWED 15+ HITS IN ONE GAME	6/5/2022 vs. Corpus Christi (16)
ALLOWED 10+ HITS IN ONE GAME	6/5/2022 vs. Corpus Christi (16)
WALKED 14+ TIMES IN ONE GAME	5/8/2021 @ Arkansas (14)
WALKED 10+ TIMES IN ONE GAME	7/29/2021 vs. Wichita (10)
WALKED 8+ TIMES IN ONE GAME	5/4/22 @ Springfield (9)
ALLOWED 13+ WALKS IN ONE GAME	6/5/2022 vs. Corpus Christi (16)
ALLOWED 10+ WALKS IN ONE GAME	6/5/2022 vs. Corpus Christi (16)
ALLOWED 8+ WALKS IN ONE GAME	6/5/2022 vs. Corpus Christi (16)
HIT 7+ HOME RUNS IN A GAME	5/30/2021 vs. San Antonio (7)
HIT 5+ HOME RUNS IN A GAME	8/24/2021 vs. Springfield (5)
HIT 3+ HOME RUNS IN A GAME	5/5/2022 @ Springfield (4)
ALLOWED 7+ HOME RUNS IN A GAME	4/15/2011 @ San Antonio (7)
ALLOWED 5+ HOME RUNS IN A GAME	7/6/2021 @ Wichita (5)
ALLOWED 3+ HOME RUNS IN A GAME	6/7/2022 @ Tulsa (3)
HAD 2 PLAYERS HIT 2 HOME RUNS IN A GAME	Hunter Dozier & Bubba Starling, 4/10/2016 vs. Midland
HIT BACK-TO-BACK HOME RUNS	Brihet Bewley & Tucker Bradley, 6th Inning, 5/5/2022 @ Springfield
HIT 3 STRAIGHT HOME RUNS	Bobby Witt Jr., Nick Pratto & MJ Melendez, 5/30/2021 vs. San Antonio
SCORED 10+ RUNS IN AN INNING	2nd Inning, 9/9/2021 @ Wichita (10)
SCORED 7+ RUNS IN AN INNING	4th Inning, 4/27/2022 vs. Amarillo (7)
SCORED 5+ RUNS IN AN INNING	7th Inning, 5/24/2022 @ Midland (5)
SCORED 5+ RUNS IN AN EXTRA INNING	10th Inning, 6/2/2012 vs. Frisco (5)
ALLOWED 10+ RUNS IN AN INNING	7/26/2019 vs. Corpus Christi (11)
ALLOWED 7+ RUNS IN AN INNING	2nd Inning, 7/25/2021 @ Tulsa (7)
ALLOWED 5+ RUNS IN AN INNING	7th Inning, 5/12/2022 vs. Wichita (6)
ALLOWED 5+ RUNS IN AN EXTRA INNING	11th Inning, 4/26/2022 vs. Amarillo (5)
WON A GAME BY 15+ RUNS	18-1, 8/24/2021 vs. Springfield
WON A GAME BY 10+ RUNS	5/4/22 @ Springfield
LOST A GAME BY 15+ RUNS	(15) 23-8, 7/25/2021 @ Tulsa
LOST A GAME BY 10+ RUNS	(13) 17-4, 6/5/2022 vs. Corpus Christi
SCORED 12+ RUNS IN CONSECUTIVE GAMES	June 28 (vs. Tulsa) & July 2 (@ Frisco), 2015
SCORED 10+ RUNS IN CONSECUTIVE GAMES	May 21 & 22 @ Arkansas
SCORED A RUN WITHOUT AN RBI	9/7/2021 @ Wichita
SCORED MULTIPLE RUNS WITHOUT AN RBI	2 Runs, 8/16/2018 @ Midland
SCORED MORE RUNS THAT RECORDED HITS	6/4/2022 vs. Corpus Christi (6 Runs on 4 Hits)
TURNED 5 DOUBLE PLAYS IN ONE GAME	8/20/2015 @ San Antonio
TURNED 3+ DOUBLE PLAYS IN ONE GAME	5/17/2022 @ Arkansas (3)
TURNED A TRIPLE PLAY	Frank Schwindel (1B) to Corey Toups (2B) to Humberto Arteaga (SS) to Schwindel to Toups, 8/31/2016 vs. Tulsa
HIT INTO A TRIPLE PLAY	Mauricio Ramos, 7/24/2016 vs. Springfield
COMMITTED 6 ERRORS	5/4/2019 vs. Midland
COMMITTED 5 ERRORS	5/29/2021 vs. San Antonio
COMMITTED 3+ ERRORS	6/5/2022 vs. Corpus Christi (3)
EVERY NATURAL IN THE STARTING LINEUP HAD A HIT	5/8/2022 @ Springfield
EVERY NATURAL IN THE STARTING LINEUP SCORED A RUN	5/22/2022 @ Arkansas
EVERY NATURAL IN THE STARTING LINEUP HAD A HIT AND SCORED A RUN	5/4/2022 @ Springfield
LINEUP BATTED AROUND TWICE IN ONE GAME	3rd and 9th Innings, 5/4/2022 @ Springfield
WON ON THE LAST AT-BAT OF THE GAME (WALK-OFF WIN)	6/4/2022 vs. Corpus Christi
LOST ON THE LAST AT-BAT OF THE GAME (WALK-OFF LOSS)	5/26/2022 @ Midland
PLAYED BACK-TO-BACK EXTRA-INNING GAMES	September 2nd & 3rd, 2021 vs. Corpus Christi
WON BOTH GAMES OF A DOUBLEHEADER	6/9/2022 @ Tulsa (5-3, 3-0)
PITCHED SHUTOUTS IN BOTH GAMES OF A DOUBLEHEADER	8/14/2021 vs. Frisco (1-0, 10-0)
LOST BOTH GAMES OF A DOUBLEHEADER	5/30/2019 vs. Arkansas (7-4, 10-7)

THE LAST TIME A NATURALS HITTER...

HAD 6 HITS IN ONE GAME	Ed Lucas, 7/21/2008 @ Springfield
HAD 5 HITS IN ONE GAME	Dairon Blanco, 7/13/2021 vs. Arkansas
HAD 4 HITS IN ONE GAME	Maikel Garcia, 5/1/2022 vs. Amarillo
HAD 3 HITS IN ONE GAME	John Rave, 6/7/2022 @ Tulsa
HIT 3 HOME RUNS IN ONE GAME	Bobby Witt Jr., 5/30/2021 vs. San Antonio
HIT 2 HOME RUNS IN ONE GAME	Sebastian Rivero, 4/27/2022 vs. Amarillo
HIT 2 TRIPLES IN ONE GAME	Taylor Featherston, 7/18/2019 vs. Springfield
HIT 2 DOUBLES IN ONE GAME	Nick Loftin, 5/4/22 @ Springfield
HIT 2 DOUBLES IN ONE GAME	Logan Porter, 6/1/2022 vs. Corpus Christi
HIT A GRAND SLAM	Michael Massey, 5/24/2022 @ Midland
HIT AN INSIDE-THE-PARK HOME RUN	Brewer Hicklen, 7/15/2021 vs. Arkansas
LED OFF A HOME GAME WITH A HOME RUN	Clay Dungan, 7/18/2021 vs. Arkansas
LED OFF A ROAD GAME WITH A HOME RUN	Clay Dungan, 7/24/2021 @ Tulsa
HIT A PINCH-HIT HOME RUN	Frank Schwindel, 8/21/2015 @ Corpus Christi
HIT A WALK-OFF HOME RUN	Seuly Matias, 6/4/2022 vs. Corpus Christi
HIT FOR THE CYCLE	Nicky Lopez, 6/21/2018 @ Tulsa
HAD 7 RBI IN ONE GAME	Taylor Featherston, 7/20/2019 @ Amarillo
HAD 6 RBI IN ONE GAME	Nick Pratto, 5/21/2021 @ Springfield
HAD 5 RBI IN ONE GAME	Nick Loftin, 4/22/2022 @ Frisco
HAD 4 RBI IN ONE GAME	Michael Massey, 5/24/2022 @ Midland
SCORED 4 RUNS IN ONE GAME	Maikel Garcia, 4/8/2022 @ Springfield
SCORED 3 RUNS IN ONE GAME	Nick Loftin, 5/31/2022 vs. Corpus Christi
WALKED 4 TIMES IN ONE GAME	Travis Jones, 4/29/2021 @ Springfield
WALKED 3 TIMES IN ONE GAME	John Rave, 5/17/2022 @ Arkansas
STOLE 4 BASES IN ONE GAME	Nick Heath, 5/20/2019 @ Arkansas
STOLE 3 BASES IN ONE GAME	Brewer Hicklen, 8/12/2021 vs. Frisco
STOLE 2 BASES IN ONE GAME	Parker Bates, 6/2/2022 vs. Corpus Christi
STRUCK OUT 5 TIMES IN ONE GAME	Dairon Blanco, 5/12/2021 vs. Tulsa
STRUCK OUT 4 TIMES IN ONE GAME	Michael Massey, 6/7/2022 @ Tulsa
STRUCK OUT 3 TIMES IN ONE GAME	Ryan Grotjohm, 6/9/2022 @ Tulsa (Game 2)
REACHED BASE 6 TIMES IN ONE GAME	Travis Jones, 6/29/2021 @ Springfield
REACHED BASE 5 TIMES IN ONE GAME	Nate Eaton, 4/23/2022 @ Frisco
REACHED BASE 4 TIMES IN ONE GAME	Michael Massey, 5/31/2022 vs. Corpus Christi
REACHED BASE IN EVERY TRIP TO THE PLATE (6 PA)	Johnny Givonetella, 7/22/2010 @ Arkansas
REACHED BASE IN EVERY TRIP TO THE PLATE (5 PA)	Nate Eaton, 4/23/2022 @ Frisco
REACHED BASE IN EVERY TRIP TO THE PLATE (4 PA)	Tucker Bradley, 5/21/2022 @ Arkansas
REACHED 2 TIMES IN THE SAME INNING	Brihet Bewley, 2nd Inning, 5/27/2022 @ Midland
HAD 2 HITS IN THE SAME INNING	Sebastian Rivero & Nate Eaton, 4th Inning, 4/27/2022 vs. Amarillo
SAW 16 PITCHES IN A SINGLE PLATE APPEARANCE	Donnie Dewees, 4/7/2017 vs. San Antonio
SAW 15 PITCHES IN A SINGLE PLATE APPEARANCE	Demichier Carrasco, 7/18/2021 vs. Arkansas
SAW 14 PITCHES IN A SINGLE PLATE APPEARANCE	Jordan George, 8/27/2019 @ Midland
SAW 10+ PITCHES IN A SINGLE PLATE APPEARANCE	Jake Means, 6/9/2022 @ Tulsa (10)
HIT HOME RUNS IN BOTH GAMES OF A DOUBLEHEADER	Jimmy Govern, 8/14/2021 vs. Frisco
HIT HOME RUNS IN BACK-TO-BACK GAMES	Logan Porter, 6/3 and 6/4 vs. Corpus Christi
HIT HOME RUNS IN 3 STRAIGHT GAMES	Michael Massey, 4/22 to 4/24/2022 @ Frisco
HIT HOME RUNS IN 4 STRAIGHT GAMES	Will Myers, 5/5 to 5/8/2012 vs. Frisco
HIT HOME RUNS IN 5 STRAIGHT GAMES	Clint Robinson, 8/7 to 8/12/2010 vs. Arkansas, @ Frisco
HAD 2+ HITS IN 8 STRAIGHT GAMES	Kurt Mertins, May 25 to June 6, 2009
HAD 2+ HITS IN 7 STRAIGHT GAMES	Jeff Bianchi, July 20 to July 27, 2009
HAD 2+ HITS IN 6 STRAIGHT GAMES	Anderson Miller, May 14 to May 19, 2019
HAD 2+ HITS IN 5 STRAIGHT GAMES	Michael Massey, May 23 to May 28, 2022
HAD A 20+ GAME HITTING STREAK	Clint Robinson, 21 Games: June 15 - July 12, 2010
HAD A 18+ GAME HITTING STREAK	Jordan Parraz, 19 Games: May 27 - June 15, 2009
HAD A 16+ GAME HITTING STREAK	Jackson Flores, 17 Games: June 15 - July 6, 2018
HAD A 14+ GAME HITTING STREAK	Maikel Garcia, 14 Games: April 27 - May 12, 2022
HAD A 12+ GAME HITTING STREAK	Maikel Garcia, 14 Games: April 27 - May 12, 2022
HAD A 30+ GAME REACHED BASE STREAK	Jackson Flores, 34 Games: May 29 - July 7, 2018
HAD A 25+ GAME REACHED BASE STREAK	Vinnie Pasquantino, 25 Games: August 5 - September 3, 2021
HAD A 20+ GAME REACHED BASE STREAK	Freddy Fermin, 23 Games: July 2, 2021 to August 4, 2021

THE LAST TIME A NATURALS PITCHER...

THREW A 1-HITTER (9 Innings)	N/A
THREW A 1-HITTER (7 Innings)	N/A
THREW A 2-HITTER (9 Innings)	N/A
THREW A 2-HITTER (7 Innings)	Drew Parrish, 8/27/2021 vs. Springfield (Game 2)
THREW A 9-INNING COMPLETE GAME SHUTOUT	Corey Ray, 6/8/2017 vs. Springfield
THREW A 7-INNING COMPLETE GAME SHUTOUT	Anthony Veneziano, 6/9/2022 @ Tulsa (Game 2)
THREW A 5-INNING COMPLETE GAME SHUTOUT	Danny Duffy, 9/2/2010 vs. Arkansas
THREW A 9-INNING COMPLETE GAME	Scott Blewett, 8/10/2018 vs. Frisco
THREW AN 8-INNING COMPLETE GAME	Ofreidy Gomez, 8/2/2019 @ Tulsa
THREW A 7-INNING COMPLETE GAME	Anthony Veneziano, 6/9/2022 @ Tulsa (Game 2)
THREW A 6-INNING COMPLETE GAME	Sugar Ray Marimon, 5/26/2013 @ San Antonio
STRUCK OUT 13 IN A GAME	Danny Duffy, July 17, 2013 @ Tulsa
STRUCK OUT 12 IN A GAME	Josh Staumont, 9/4/2016 vs. Arkansas
STRUCK OUT 11 IN A GAME	Alec Marsh, 5/14/2021 vs. Tulsa
STRUCK OUT 10 IN A GAME	Angel Zerpa, 6/4/2022 vs. Corpus Christi
WALKED 8 IN A GAME	Noel Arguelles, 5/12/2013 @ Springfield
WALKED 7 IN A GAME	Jason Adam, 7/5/2013 @ Midland
WALKED 6 IN A GAME	Marcelo Martinez, 5/10/2022 vs. Wichita
WALKED 5 IN A GAME	Will Klein, 6/2/2022 vs. Corpus Christi
ALLOWED 4 HOME RUNS IN A GAME	Franco Terrero, 4/22/2018 @ Tulsa
ALLOWED 3 HOME RUNS IN A GAME	Anthony Veneziano, 5/28/2022 @ Midland
ALLOWED 2 HOME RUNS IN A GAME	Noah Murdock, 6/7/2022 @ Tulsa
THREW 110+ PITCHES IN A GAME	Andy Ferguson, 8/9/2014 vs. San Antonio (116)
THREW 100+ PITCHES IN A GAME	Drew Parrish, 5/20/2022 @ Arkansas (100)
THREW 95+ PITCHES IN A GAME	Drew Parrish, 6/1/2022 vs. Corpus Christi (99)
THREW 90+ PITCHES IN A GAME	Angel Zerpa, 6/4/2022 vs. Corpus Christi
WON HIS NATURALS DEBUT	Walter Pennington, 4/23/2022 @ Frisco
THREW AN IMMACULATE INNING	Grant Gavin, 6th Inning 5/20/2019 @ Arkansas