



LEHIGH VALLEY
IRONPIGS™



CAL STEVENSON

WESTON WILSON

2025 RECORD BOOK

TABLE OF CONTENTS

IRONPIGS FRONT OFFICE DIRECTORY	2
COCA-COLA PARK	4
IRONPIGS UNIFORMS	5
LEHIGH VALLEY COQUIS	13
2024 IRONPIGS GAME-BY-GAME RESULTS	14
2024 IRONPIGS TRANSACTIONS.....	16
2024 IRONPIGS SEASON IN REVIEW.....	18
2024 'PIGS TO THE 'BIGS	23
2024 IRONPIGS STATISTICS	23
2025 IRONPIGS COACHING STAFF	26
2025 IRONPIGS PLAYER BIOS	29
RECORDS AGAINST INTERNATIONAL LEAGUE TEAMS	65
ALL-TIME IRONPIGS PLAYERS.....	68
ALL-TIME IRONPIGS NUMBERS.....	72
ALL-TIME OPENING DAY LINEUPS.....	75
TEAM RECORDS	76
INDIVIDUAL RECORDS.....	79
FRANCHISE LASTS.....	82
MISCELLANEOUS RECORDS.....	83
SINGLE SEASON INDIVIDUAL BATTING TOP-10s	85
CAREER BATTING RECORDS TOP-10s	86
SINGLE SEASON INDIVIDUAL PITCHING TOP-10s	87
CAREER PITCHING RECORDS TOP-10s	88
YEAR-BY-YEAR TEAM STATISTICS	89
INDIVIDUAL FIELDING RECORDS	97
IRONPIGS ALL-STARS HISTORY	98
IRONPIGS AWARDS HISTORY	99
GRAND SLAMS/PINCH-HIT HOME RUNS.....	100
FRANCHISE FIRSTS	101
10TH ANNIVERSARY TEAM.....	102
PHILLIES TRIPLE-A AFFILIATES, ALL-TIME	106
ALL-TIME ALLENTOWN PRO BASEBALL TEAMS.....	107
ATTENDANCE RECORDS.....	108
IRONPIGS TV/RADIO NETWORKS/ALL-TIME BROADCAST TEAMS.....	109
MEDIA GUIDELINES	110

CREDITS AND ACKNOWLEDGEMENTS

THE 2025 LEHIGH VALLEY IRONPIGS MEDIA GUIDE & RECORD BOOK WAS RESEARCHED, WRITTEN AND EDITED BY SAM JELLINEK, WORKING ON THE BACK OF THE GROUNDWORK LAID BY PRIOR YEARS OF THE IRONPIGS BROADCASTING & MEDIA RELATIONS DEPARTMENTS. FRONT COVER DESIGNED BY KEVIN WHITEHEAD. SPECIAL COURTESY AND THANKS TO THE PREVIOUS BROADCASTERS AND MEDIA RELATIONS STAFFS OF THE IRONPIGS FOR THEIR DILLIGENT RECORD KEEPING THAT MAKES THIS ENDEAVOR POSSIBLE. SPECIAL THANKS TO THE PHILADELPHIA PHILLIES FOR PROVIDING PLAYER INFORMATION. PHOTOGRAPHS COURTESY OF CHERYLL PURSELL,DIGITAL PHOTOGRAPHIC IMAGING, AND FRANK MITTMAN. PRINTING COURTESY OF NACCI PRINTING.

THE 2025 LEHIGH VALLEY IRONPIGS MEDIA GUIDE & RECORD BOOK WAS PUBLISHED ON MARCH 24 AND ALL INFORMATION IS CURRENT AS OF THAT DATE. ALL CONTENTS COPYRIGHT 2025 LEHIGH VALLEY IRONPIGS. ALL STATISTICS WERE PROVIDED BY MAJOR LEAGUE BASEBALL ADVANCED MEDIA, THE INTERNATIONAL LEAGUE, AND THE IRONPIGS ARCHIVES. ALL RECORDS ARE CONSIDERED UNOFFICIAL.

FRONT OFFICE DIRECTORY

OWNERSHIP	CRAIG STEIN & JOE FINLEY
MANAGEMENT	
PRESIDENT & GENERAL MANAGER.....	KURT LANDES
SENIOR VICE PRESIDENT	MICHELLE PERL
ADMINISTRATIVE ASSISTANT	PAT GOLDEN
FINANCE & HUMAN RESOURCES	
DIRECTOR, FINANCE.....	ERIC HINKLE
DIRECTOR, SPECIAL PROJECTS/EVENTS.....	MEGAN BLOYD
MANAGER, FINANCE	ALEXIS JUNGE
MARKETING	
VICE PRESIDENT, MARKETING & ENTERTAINMENT.....	MATTHEW BARI
DIRECTOR, IRONPIGS CHARITIES	ANNE CULHANE
DIRECTOR, MULTIMEDIA DESIGN & ENTERTAINMENT	TERRENCE BREEN
DIRECTOR, PROMOTIONS & ENTERTAINMENT	JESS KNASTER
MANAGER, BROADCASTING & MEDIA RELATIONS	SAM JELLINEK
MANAGER, MULTIMEDIA & DESIGN.....	NIC BARTA
MANAGER, DIGITAL MEDIA & CONTENT	OWEN LAPP
MANAGER, COMMUNITY RELATIONS	AARON WEISBERG
TICKET SALES	
VICE PRESIDENT, TICKET SALES	ANDY BEUSTER
SENIOR DIRECTOR, GROUP SALES	RYAN HINES
DIRECTOR, TICKET OPERATIONS.....	COLLIN DEJONG
DIRECTOR, MEMBERSHIPS.....	CHRIS DESPIRITO
DIRECTOR, GROUP SALES	CHAD MAZEPA
DIRECTOR, CORPORATE TICKET SALES	DANIEL STERENBERG
MANAGER, GROUP SALES.....	JORDAN BASS
MANAGER, GROUP SALES.....	STEPHANIE KINSELLA
MANAGER, CORPORATE TICKET SALES.....	ZACH MASON
MANAGER, CORPORATE TICKET SALES.....	LOGAN NACE
MANAGER, CORPORATE TICKET SALES.....	RYAN SIEGFRIED
MANAGER, MEMBERSHIPS	BRAEDEN KEITH
MANAGER, MEMBERSHIPS	TAYLOR FENTON
MANAGER, MEMBERSHIPS	GREG OPLINGER
MANAGER, TICKET OPERATIONS & ANALYTICS.....	LOGAN KINGSLEY
CORPORATE PARTNERSHIPS	
VICE PRESIDENT, CORPORATE PARTNERSHIPS.....	STEVE PELLE
DIRECTOR, CORPORATE PARTNERSHIPS.....	JORDAN PERRINE
MANAGER, CORPORATE PARTNERSHIPS	COLE SINGLE
MANAGER, CORPORATE PARTNERSHIPS	SEAN BOWDEN
MANAGER, SPONSORSHIP SERVICES	PETER SCHIFFERT
MANAGER, SPONSORSHIP SERVICES	REILLY KEEGAN
SPECIAL EVENTS	
DIRECTOR, SPECIAL EVENTS	ALLISON VALENTINE
MERCHANDISE	
DIRECTOR, MERCHANDISE.....	MIKE LUCIANO

FRONT OFFICE DIRECTORY

FOOD & BEVERAGE

VICE PRESIDENT, FOOD & BEVERAGE.....	ALEX RIVERA
DIRECTOR, CONCESSIONS.....	BROCK HARTRANFT
MANAGER, CATERING & HOSPITALITY	KRISTINA KRAPP
EXECUTIVE CHEF.....	ALESSANDRO BUCCINO

FIELD & OPERATIONS

VICE PRESIDENT, STADIUM OPERATIONS.....	JASON KIESEL
DIRECTOR, FIELD OPERATIONS.....	ANDY GOSSEL
SENIOR MANAGER, STADIUM OPERATIONS.....	TYLER HARRIG
MANAGER, FIELD OPERATIONS	MIKE CONRAD
MANAGER, STADIUM OPERATIONS	SAMMY AVALOS
MANAGER, STADIUM OPERATIONS	ANDY BEATON

LEHIGH VALLEY IRONPIGS ORGANIZATIONAL AWARDS

- (2008) ORGANIZATION OF THE YEAR AS PRESENTED BY BALLPARK DIGEST
- (2008) TOURISM AWARD AS PRESENTED BY THE LEHIGH VALLEY CONVENTIONS AND VISITORS BUREAU
- (2009) BUSINESS OF THE YEAR BY THE GREATER LEHIGH VALLEY CHAMBER OF COMMERCE
- (2009) IRONPIGS GENERAL MANAGER KURT LANDES NAMED INTERNATIONAL LEAGUE EXECUTIVE OF THE YEAR
- (2010) IRONPIGS GENERAL MANAGER KURT LANDES RENAMED INTERNATIONAL LEAGUE EXECUTIVE OF THE YEAR
- (2011) GOLDEN BOBBLEHEAD AWARD: BEST NON-GAME DAY EVENT
- (2011) KURT LANDES AND RYNE SANDBERG NAMED THE MORNING CALL'S CO-SPORTS PERSONALITIES OF THE YEAR.
- (2012) COCA-COLA PARK NAMED "BEST BALLPARK IN TRIPLE-A BASEBALL" BY STADIUM JOURNEY.
- (2012) HIGHEST ATTENDANCE IN ALL OF MINOR LEAGUE BASEBALL (622,421)
- (2012) HIGHEST PER-GAME AVERAGE ATTENDANCE IN ALL OF MINOR LEAGUE BASEBALL (9,153)
- (2013) MINOR LEAGUE BASEBALL'S PROMOTION OF THE MONTH IN APRIL FOR URINAL GAMING SYSTEM
- (2013) PROMOTION OF THE YEAR AS PRESENTED BY BASEBALL DIGEST FOR URINAL GAMING SYSTEM, FUNERAL GIVEAWAY AND FOAM FINGER GIVEAWAY ON PROSTATE CANCER AWARENESS NIGHT
- (2015) NAMED AMONG "TOP WORKPLACES" IN THE LEHIGH VALLEY BY THE MORNING CALL.
- (2016) GOLDEN BOBBLEHEAD AWARD: BEST THEME NIGHT
- (2017) PROMOTION OF THE YEAR AS PRESENTED BY BASEBALL DIGEST FOR BACON VS. TACOS
- (2018) GOLDEN BOBBLEHEAD AWARDS: BEST DIGITAL CAMPAIGN AND BEST OVERALL PROMOTION
- (2019) LARRY MACPHAIL AWARD FOR BEST OVERALL PROMOTIONAL EFFORTS IN ALL OF MINOR LEAGUE BASEBALL
- (2023) TOP AVERAGE (7,990) AND TOTAL (567,322) ATTENDANCE IN MiLB
- (2024) TOP TOTAL (588,788) ATTENDANCE IN MiLB

COCA-COLA PARK



Coca-Cola Park has been the home of the IronPigs since the team's inception in 2008. The park hosts not only IronPigs home contests, but a number of special events and community gatherings.

The IronPigs are Minor League Baseball's per-game attendance leader since the team's inception in 2008, averaging more than 8,500 fans per contest in the ballpark's 15-year history .

"Our 'Hog Wild' fan base has earned the title of 'Best Fans in Minor League Baseball' through their longstanding support of the IronPigs each and every year," exclaimed IronPigs President & General Manager Kurt Landes. "We are raising the bar in order to continually provide our fans with the best and most affordable family-friendly entertainment experience in the Lehigh Valley and beyond."

Since 2008, the IronPigs have drawn 9,507,320 fans to Coca-Cola Park and averaged 8,503 per game - a number that drastically exceeds Coca-Cola Park's fixed seating capacity of 8,089. Every seat in the ballpark has been sold for 655 of the 1,165 (57%) all-time regular season games with 258 all-time capacity crowds.

The IronPigs strive to constantly create a better guest experience at Coca-Cola Park, adding features like the Tiki Terrace & Oasis in 2012, Hot Corner and Bacon Strip in 2013, Pig Pen in left field in front of the bullpens in 2015, an expansive team suite and new-look club level in 2016, Minor League Baseball's largest 16:9 video board in 2017 and both an updated KidsZone and new and improved PNC Club Level in 2018.

Coca-Cola Park has been among the most progressive venues in professional sports since its highly-acclaimed debut in 2008, receiving numerous honors and distinctions, including Ballpark Digest's "Ballpark of the Year" award and "Best Game Operations and Presentation" award as chosen by gameops.com. It has also drawn rave reviews for its intimacy, fan-friendly atmosphere and architectural design. Furthermore, FoxNews.com ranked Lehigh Valley IronPigs fans as the best fans in all of Minor League Baseball.

Coca-Cola Park Quick Facts

Dimensions:

Left field: 323 ft (98 m)
Left-center field: 374 ft (114 m)
Deep left-center: 387 ft (118 m)
Left of center field: 409 ft (125 m)
Center field: 400 ft (120 m)
Right of center field: 398 ft (121 m)
Right-center field: 369 ft (112 m)
Right field: 325 ft (99 m)

Right field wall height: 16 feet

Left Field wall height: 8 feet (bullpen 6 ft.)

Capacity: 10,178 (8,278 seats)

Surface: Kentucky Bluegrass

Broke Ground: September 6, 2006

Opened: March 30, 2008

Architect: Populous

Structural Engineer: Brinjac Engineering

Services: Brinjac Engineering

- (2008) Ballpark of the Year as presented by Ballpark Digest
- (2008) Project of the Year award as presented to Coca-Cola Park by The March of Dimes Commercial and Industrial Real Estate Awards Committee
- (2010) Highest per-game average attendance in all of Minor League Baseball (9,227)
- (2011) Highest attendance in all of Minor League Baseball (628,925)
- (2011) Highest per-game average attendance in all of Minor League Baseball (9,249)
- (2012) Spirit of Volunteerism Award presented by the Volunteer Center of the Lehigh Valley
- (2012) Morning Call's Reader's Choice Award: Best Sporting Event Venue
- (2015) Ballpark Digest names Coca-Cola Park #1 ballpark in Triple-A in advance of online voting contest.
- (2016) Longest active streak of 600,000 or more fans in MiLB
- (2017) Coca-Cola Park celebrates 6 million fans at IronPigs games
- (2018) Named one of top 3 ballparks in all of MiLB per Baseball America
- (2019) Morning Call Reader's Choice Award: Best Sporting Event Venue
- (2023) Top average (7,990) and total (567,322) attendance in MiLB
- (2024) Top (588,788) total attendance in MiLB

IRONPIGS UNIFORMS




HOME

A timeless classic. The IronPigs have worn various home whites since their inception and this version is the finest to grace the field at Coca-Cola Park. The all-white base features red trim and a storm-grey "IronPigs" secured across the chest by steel rivets. This look is frequently topped by a blue cap.



FRIDAY

Looking for a true retro feel, the IronPigs hopped in their own time machine of imagination to whip up what the IronPigs uniforms may have looked like had they been around in the 1950s. The IronPigs fauxbacks feature a classic cream jersey base typical of the jerseys of yesteryear. Red piping adorns the jersey with an upward tilt script wordmark of IronPigs across the chest. A small easter egg on the word mark is the curled tail on the 'g' which resembles a pig's tail!



SATURDAY

Saturdays are for the Lehigh Valley! The Pennsylvania Dutch and Hex-inspired uniforms feature a navy base with red brick piping up the front and at the end of the sleeve with a font inspired by PA Dutch iconography and calligraphy. The sleeve features the IronPigs' very own hex symbol representing the four areas that make up the Lehigh Valley: a pig (representing the IronPigs and Coca-Cola Park), the Easton circle/square (representing Easton's iconic downtown), a strawberry (representing Hess's Strawberry pies and Allentown's history), and the Moravian Star (representing Bethlehem's cultural history).



SUNDAY

The newly redesigned home Sunday Phillies-themed jerseys incorporates the style and colorways of the Phillies jerseys of the 1970's and 80's. The IronPigs have utilized their Sunday home jerseys to pay tribute to the Phillies ever since their first jersey re-design in 2014. The set includes a burgundy base jersey with IronPigs written across the front in the Phillies font of that era, even complete with the baseball encircled 'P' for Pigs. A powder blue star dots the 'I' as well. The hat is the classic primary logo of the IronPigs with a burgundy base and the IronPig head logo in powder blue, accented by the burgundy.

IRONPIGS UNIFORMS

UNIFORM HISTORY

Since the inception of the IronPigs franchise in 2008, the 'Pigs have had a literal laundry list of jerseys and identities that they have worn on field. The team's primary white uniforms have remained the same since they were first worn in 2008, but every other aspect of the IronPigs wardrobe has changed over time.

The look of the 'Pigs went through a complete rebrand with the 'Smell the Change' campaign which incorporate bacon into the IronPigs look heading into the 2014 season. Since then, the IronPigs have continued to evolve their look, as in 2017 gold threads were introduced for the 10-year anniversary of the franchise before a full gold-ensemble took the field in 2021 following the organization capturing the Larry MacPhail award in 2019.


In recent years, the IronPigs completely redesigned their weekend apparel, opting for a 'fauxback' cream on Friday's, a Pennsylvania Dutch Hex inspired set for Saturday, and a new take on Phillies retro for Sunday's. Complete with the Coquis identity for Copa de la Diversion, the 'Pigs are always fresh.

Sometimes it's not even the 'Pigs playing on the field though, as the franchise has incorporated various alternate identities and designs into their on-field look. Various promotions have become yearly staples like the 'City Series' (honoring the cities that make up the Lehigh Valley), Salute to the Lehigh Valley, and Salute to Philly. Animals have gotten in on the fun as well as various breeds of dogs (and now cats!) have been represented on field.

HOME

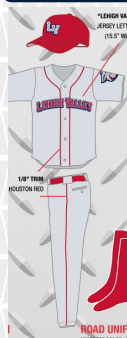


2008 -



2017

ROAD



2008-2013



2014-2017



2018-2021



2022-

FRIDAY (HOME)



2014-2016



2017-2020



2021-2024



2025-

IRONPIGS UNIFORMS

SATURDAY



SUNDAY



BATTING PRACTICE




IRONPIGS UNIFORMS

SPECIALTY JERSEYS & ALTERNATE IDENTITIES

2008



Pink, 5-12



Camo, 5-26



**Patriotic,
7-7**



**Harley-
Davidson,
8-17**



**Parrothead,
9-2**

2009



Pink, 5-16



**Retro
Phillies, 6-13**



**Tuxedo (2nd
Annual Ballpark
Wedding), 7-16**



**Go Green,
8-20**



Racing, 9-3

2010



Pink, 5-9



Jockey, 6-5



**Miracle
League, 6-7**



**Patriotic,
7-4**



**Japanese,
7-28**



**Football,
8-25**

2011



**Go Green,
4-21**



**Miracle
League,
4-30**



Hockey, 6-7



Twitter, 6-11



**Patriotic,
7-3**

IRONPIGS UNIFORMS

SPECIALTY JERSEYS & ALTERNATE IDENTITIES

2011



**Halloween,
7-31**



**What Could Have
Been...
(LHV Gobblers)
8-15**

2012



**Throwback
(Belated Mother's
Day), 5-20**



**Miracle
League, 6-6**



**5th Anniver-
sary, 6-17**



Camo, 7-4




Santa, 7-25



**What Could Have
Been...
(LHV Wood-
chucks) 8-11**

2013



**Miracle
League, 5-21**



Beach, 6-13



**Patriotic, Turn Back
The Clock,
7-18**



**Football,
8-19**



**Bethlehem
Steel, 9-1**

2014




**Fire & Police,
4-26**



**Miracle
League, 5-24**



**Batman,
6-20**



**Patriotic,
7-3**



**Michael
Jackson,
7-24**




Pirate, 8-16

IRONPIGS UNIFORMS

SPECIALTY JERSEYS & ALTERNATE IDENTITIES

2015



Miracle League, 4-25



Han Solo, 5-8



Camo, 5-24



Hump Day, 7-1



Elf, 7-25

2016



Miracle League, 4-30



Superman, 5-22



Cheesesteaks (Salute to Philly), 6-10



Festers, 8-4

2017



Miracle League, 4-8



Pink, 5-14



Spiderman, 6-17



Whiz Kids (Salute to Philly), 6-29



Fauxback (BBQ), 8-10


2018



Miracle League, 4-14



Autism Awareness, 4-29



Tocino (Hispanic Heritage), 5-23 & 24



Thanksgiving, 7-12



Iron Man, 8-4



Salute to Philly (Philly Special), 8-25


IRONPIGS UNIFORMS

SPECIALTY JERSEYS & ALTERNATE IDENTITIES

2019




Stranger Things, 4-26



Ghostbusters, 5-25



Paw Patrol, 6-30



Salute to Philly (Jawn), 7-7



Witches & Wizards, 7-27



Clark Kent, 8-10



IronPugs, 8-19



Brotherly Love (76ers), 8-21

2021



Fashnachts, 5-8



Salute to Philly (Jim-mies), 7-11



Lagers, 7-24



Sign Language, 8-26



IronWiener, 9-3



Canadian Tuxedo, 9-5

2022



Scrub Top, 5-13



Thor, 6-25



Salute to Philly (Wooder Ice), 7-23



Scrapple, 8-12



IronMutts, 8-23



Strike Out Cancer, 8-25

IRONPIGS UNIFORMS

SPECIALTY JERSEYS & ALTERNATE IDENTITIES

2022



**Monarch,
9-7**



**Colorblind
Awareness,
9-9**

2023



**Space Sav-
ers, 4-21**




**Star Wars,
5-12**



**Salute to Philly
(Hoagies), 6-2**



Marvel, 6-17



**City Series
(Allentown), 7-1**



Corgis, 8-1



**Strike Out
Cancer, 8-30**



**Salute to LHV
(IronHorses), 9-3**


2024



Caturday, 4-27



Scrubs, 5-9




Star Wars, 5-10



Military, 5-23 & 26, 7-3



Marvel, 6-21



**Salute to LHV
(Shoofly Pie), 7-13**




**City Series (Beth-
lehem), 7-19**



Oat Milkers, 8-8



Scrapple, 8-9



**Salute to Philly
(Mummers), 8-10**



**Space Pigs,
8-20**

LEHIGH VALLEY COQUIS



A nod to Allentown's significant Puerto Rican population, the "Coquis" moniker aims to celebrate both the island's unofficial state animal and community at-large.

Celebrate the vibrant look of the Lehigh Valley Coquis! A nod to the Lehigh Valley area's rich Puerto Rican culture, the new logo, debuted in 2024, still utilizes the ever-present Coquí frog, but this time displayed in a playful manner strumming a cuatro, the national instrument of Puerto Rico. The new colorway of both the jersey and cap is reflective of the Puerto Rican flag, utilizing red, white, and blue as the primary palette. Each of the MiLB teams participating in Copa de la Diversión, covering 33 U.S. states, will transform its on-field brand to a culturally relevant Latino persona, representing an extension of the team's and community's identity. Copa de la Diversión established an innovative new platform authentically connecting MiLB teams with their diverse communities, embracing the culture and values that resonate most with U.S. Latinos nationwide.



2024 IRONPIGS GAME-BY-GAME RESULTS

#78	6/29	@DUR	W	10-4	37-41	t-3rd	1.0	Buchanan (5-3)	Lopez (2-4)	--	2:49	8.366
#79	6/30	@DUR	W	6-3	38-41	t-2nd	1.0	Rucker (1-0)	Sterner (1-4)	Lazar (8)	2:40	5.361
JUNE (17-9)												
#80	7/2	SWB	W	5-3	39-41	t-2nd	0.5	Pinto (2-1)	Gomez (2-4)	Lazar (9)	2:43	9.129
#81	7/3g1	SWB	W	4-2	40-41	--	--	Gilbert (3-0)	Misiewicz (2-1)	--	2:02	6.239
#82	7/3g2	SWB	L	9-6	40-42	2nd	1.0	Gonzalez (1-0)	Nelson (1-3)	--	2:54	10.100
#83	7/4	@SWB	W	7-5	41-42	2nd	1.0	Lehman (4-2)	Barclay (3-7)	Gilbert (3)	2:44	10.000
#84	7/5	@SWB	L	7-5	41-43	t-2nd	2.0	Mosqueda (5-0)	Bellatti (2-1)	Gonzalez (1)	2:50	6.832
#85	7/6	@SWB	W	5-3	42-43	2nd	2.0	Nelson (2-3)	Bickford (2-3)	Lazar (10)	2:37	5.276
#86	7/9	BUF	L	7-5	42-44	2nd	3.0	Pardinho (1-0)	Castillo (0-4)	Fluharty (2)	2:59	8.159
#87	7/10	BUF	W	12-5	43-44	2nd	2.0	Pinto (3-1)	Sulser (1-6)	--	3:29	6.208
#88	7/11	BUF	W	8-6	44-44	2nd	2.0	McKay (2-1)	Schultz (2-3)	Gilbert (4)	2:39	7.232
#89	7/12	BUF	W	4-2	45-44	2nd	1.0	Parkinson (2-4)	Garcia (0-1)	Gilbert (5)	2:42	9.004
#90	7/13	BUF	W	7-2	46-44	2nd	1.0	Buchanan (6-3)	Kaprielian (0-1)	--	2:42	10.100
#91	7/14	BUF	L	1-0	46-45	2nd	1.0	Sulser (2-6)	Allard (2-6)	Juenger (2)	2:14	8.008
#92	7/19	WOR	L	14-3	46-46	t-2nd	1.0	Gambrell (4-6)	Castillo (0-5)	--	2:57	10.100
#93	7/20	WOR	W	4-3	47-46	t-1st	--	Gilbert (4-0)	Zeferjahn (0-3)	--	2:57	10.100
#94	7/21	WOR	W	6-4	48-46	t-1st	--	Buchanan (7-3)	Fitts (5-5)	Gilbert (6)	2:44	8.162
#95	7/23	@ROC	L	4-3	48-47	t-1st	--	Garcia (5-2)	Lazar (2-3)	--	2:35	7.957
#96	7/24	@ROC	W	10-2	49-47	1st	--	Abel (3-7)	Luckham (0-1)	--	3:04	8.300
#97	7/25	@ROC	W	11-4	50-47	1st	--	Bellatti (3-1)	Ribalta (2-1)	--	2:56	7.187
#98	7/26	@ROC	L	10-6	50-48	1st	--	Ward (5-3)	Nelson (2-4)	--	2:49	9.224
#99	7/27	@ROC	W	7-4	51-48	1st	--	Buchanan (8-3)	Alvarez (2-3)	--	2:49	8.310
#100	7/28	@ROC	L	4-1	51-49	2nd	0.5	Ribalta (3-1)	Lehman (4-3)	Garcia (16)	2:20	5.435
#101	7/30	@JAX	L	7-3	51-50	2nd	0.5	McCaughan (5-3)	Abel (3-8)	--	2:45	3.498
#102	7/31	@JAX	W	8-4	52-50	2nd	0.5	Pinto (4-1)	Emanuel (0-5)	--	2:34	3.187
JULY (14-9)												
#103	8/1	@JAX	W	5-0	53-50	2nd	0.5	Rucker (2-0)	Chirinos (6-5)	Gilbert (7)	2:03	4.428
#104	8/2	@JAX	W	14-5	54-50	t-1st	--	McGarry (2-1)	Fitterer (1-2)	--	3:07	5.132
#105	8/3	@JAX	L	6-5 (10)	54-51	2nd	1.5	Otler (3-1)	McKay (2-2)	--	2:37	5.488
#106	8/4	@JAX	CANCELLED									
#106	8/7-8/8	SWB	L	8-1 (7)	54-52	2nd	2.0	Bickford (3-4)	Rangel (0-1)	--	2:32	7.983
#107	8/8g2	SWB	PPD, MAKEUP	9/11 @ SWB								
#107	8/9	SWB	L	4-1	54-53	2nd	3.0	Effross (2-1)	Dipoto (0-1)	De Los Santos (1)	2:26	9.221
#108	8/10g1	SWB	L	9-3	54-54	--	--	Gonzalez (4-0)	Nelson (2-5)	--	2:22	--
#109	8/10g2	SWB	W	6-4	55-54	2nd	3.5	Buchanan (9-3)	Barclay (5-9)	Haake (1)	1:42	10.100
#110	8/11	SWB	L	6-2	55-55	t-3rd	4.5	Mayza (1-0)	Rangel (0-2)	--	2:51	9.859
#111	8/13	@WOR	L	4-3	55-56	5th	5.0	Olds (2-0)	Allard (2-7)	Ramirez (2)	2:51	7.922
#112	8/14	@WOR	L	2-1	55-57	t-5th	5.5	Van Belle (5-2)	Rucker (2-1)	--	2:38	5.994
#113	8/15	@WOR	L	4-1 (7)	56-57	t-5th	5.0	Tyler (5-2)	Hagenman (3-5)	Nelson (2)	2:09	5.514
#114	8/16	@WOR	L	3-0	56-58	t-6th	5.0	Penrod (2-1)	Bellatti (3-2)	Ramirez (3)	2:12	8.661
#115	8/17	@WOR	L	3-0	56-59	t-7th	5.5	Keller (3-2)	Pina (0-1)	Rodriguez (1)	2:11	8.654
#116	8/18	@WOR	L	10-8	56-60	9th	6.5	Guerrero (5-3)	Haake (0-1)	Van Belle (1)	3:09	9.508
#117	8/20	ROC	L	9-4	56-61	10th	7.5	Ward (7-4)	Phillips (7-4)	--	2:48	7.340
#118	8/21	ROC	L	4-1	56-62	12th	8.5	Stuart (1-0)	Tyler (5-3)	Garcia (18)	2:22	7.003
#119	8/22	ROC	L	12-3	56-63	t-13th	8.5	Alvarez (4-3)	Abel (3-9)	--	2:53	7.173
#120	8/23	ROC	W	6-2	57-63	11th	7.5	Johnson (1-0)	Rutledge (4-8)	--	2:34	9.922
#121	8/24	ROC	W	2-1	58-63	10th	7.5	Mercado (2-1)	Ribalta (4-2)	--	2:32	10.100
#122	8/25	ROC	W	13-2	59-63	t-9th	7.5	Pina (1-1)	Ward (7-5)	--	2:46	7.973
#123	8/27	SYR	W	6-4	60-63	9th	7.5	Bellatti (4-2)	Hartwig (4-1)	Haake (2)	2:38	6.994
#124	8/28	SYR	L	3-2	60-64	t-9th	8.5	Kranick (2-1)	Rucker (2-2)	Orze (3)	2:48	6.884
#125	8/29	SYR	L	13-6	60-65	t-10th	9.5	Vasil (8-8)	Abel (3-10)	--	2:50	7.188
#126	8/30	SYR	W	5-1	61-65	9th	8.5	Johnson (2-0)	Suarez (0-1)	--	2:23	8.459
#127	8/31	SYR	W	8-4	62-65	9th	8.5	Allard (3-7)	Hamel (3-8)	--	2:37	9.087
AUGUST (10-15)												
#128	9/1	SYR	L	1-0	62-66	t-10th	8.0	Sproat (1-1)	Pina (1-2)	Gage (6)	2:17	9.339
#129	9/3	@BUF	L	12-0	62-67	11th	8.0	Schultz (4-3)	Tyler (1-2)	--	2:49	3.814
#130	9/4	@BUF	W	5-4	63-67	t-10th	7.5	Mercado (3-1)	Cuas (2-2)	Covey (1)	3:09	3.893
#131	9/5	@BUF	L	8-0	63-68	t-11th	8.5	Schultz (5-3)	Allard (3-8)	--	2:42	3.916
#132	9/6	@BUF	CANCELLED									
#132	9/7	@BUF	L	5-4	63-69	t-10th	10.0	Kaprielian (2-4)	Pina (1-3)	Danner (6)	2:37	6.245
#133	9/8	@BUF	L	9-3	63-70	12th	10.0	Espino (2-6)	Phillips (7-5)	--	2:31	3.511
#134	9/10	@SWB	W	5-3	64-70	11th	9.0	McKay (3-2)	Mauricio (4-2)	Covey (2)	2:55	3.725
#135	9/11	@SWB	W	3-1	65-70	--	--	Rangel (1-2)	De Los Santos (2-2)	Mercado (1)	1:50	3.937
#136	9/11g2	SWB	L	4-2	65-71	t-12th	9.5	Effross (4-1)	Abel (3-11)	Marinaccio (6)	2:20	--
#137	9/12	@SWB	L	3-1	65-72	13th	10.5	Warren (6-5)	Pina (1-4)	Marinaccio (7)	2:29	5.223
#138	9/13	@SWB	L	6-5 (11)	65-73	13th	11.5	Effross (5-1)	McKay (3-3)	--	3:32	5.149
#139	9/14	@SWB	L	10-1	65-74	14th	12.5	Gerber (1-1)	Johnson (2-1)	--	2:49	7.047
#140	9/15	@SWB	L	5-4	65-75	14th	13.5	Effross (6-1)	Cuas (2-3)	Marinaccio (8)	2:44	9.427
#141	9/17	WOR	L	14-9	65-76	15th	13.5	Alexander (7-6)	Abel (3-12)	--	3:08	7.683
#142	9/18	WOR	W	4-3	66-76	14th	13.5	Lazar (3-3)	Ramirez (1-1)	--	2:31	6.664
#143	9/19	WOR	W	6-3	67-76	12th	13.5	Phillips (8-5)	Keller (4-4)	Covey (3)	2:18	8.146
#144	9/20	WOR	L	4-1	67-77	13th	13.5	Van Belle (8-2)	Schultz (0-1)	Adames (1)	2:47	10.100
#145	9/21	WOR	L	4-3	67-78	14th	14.5	Shugart (6-2)	Tarnok (0-3)	Ramirez (6)	2:49	10.100
#146	9/22	WOR	W	7-4	68-78	14th	13.5	Lazar (4-3)	Adames (0-1)	--	2:44	10.100
SEPTEMBER (6-13)												
BATTING: .204 AVG, 10 HR PITCHING: 5.46 ERA, 158 K												

2024 IRONPIGS TRANSACTIONS

MARCH

- 3/27: IronPigs Break Camp roster announced
- 3/29: RHP Mick Abel (#25), RHP Max Castillo (#22), and C Jose Godoy (#10) have been added to the active roster. RHP Ricardo Pinto (#10), LHP David Parkinson (no number yet assigned), RHP Noah Skirrow (no number yet assigned), C Cody Roberts and INF Esteban Quiroz have been placed on the Development List.
- 3/30: RHP Orion Kerkering (#16) begins ML Rehab Assignment with Lehigh Valley.
- 3/31: RHP Nick Nelson recalled by Philadelphia from Lehigh Valley.

APRIL

- 4/2: RHP Ricardo Pinto contract selected by Philadelphia.
- 4/4: INF Rodolfo Castro placed on the 7-Day IL (retroactive to 4/3) with Left Shoulder Subscapular Bursitis.
- 4/5: RHP Orion Kerkering's ML rehab transferred to Clearwater. INF Esteban Quiroz reinstated from the Development List.
- 4/8: RHP Austin Brice released.
- 4/9: RHP Orion Kerkering's ML rehab transferred to Lehigh Valley. RHP Noah Skirrow reinstated from the Development List and transferred to Reading. C Cody Roberts reinstated from the Development List.
- 4/10: LHP David Parkinson reinstated from the Development List.
- 4/11: RHP Orion Kerkering's ML rehab transferred to Clearwater.
- 4/14: RHP Nick Nelson optioned to Lehigh Valley.
- 4/16: RHP Nick Nelson activated. RHP Tajuan Walker's major league rehab assignment has been transferred to Lehigh Valley (from Clearwater). C Cody Roberts placed on the Development List (retroactive to 4/15)
- 4/22: INF Kody Clemens recalled by Philadelphia.
- 4/23: C Cody Roberts reinstated from the Development List.
- 4/25: INF Kody Clemens optioned to Lehigh Valley.
- 4/26: C Cody Roberts placed on the Development List (retro to 4/25).
- 4/28: RHP Tajuan Walker recalled from rehab assignment w/LHV and activated off 15-Day IL by Philadelphia.

MAY

- 5/2: RHP Jose Ruiz had his contract selected by Philadelphia. RHP Beau Burrows transferred to Lehigh Valley.
- 5/4: Kody Clemens recalled by Philadelphia. INF Jim Haley transferred to Lehigh Valley.
- 5/7: RHP Max Castillo transferred to FCL. C Cody Roberts activated off development list. LHP Tyler Gilbert acquired from Cincinnati for cash considerations.
- 5/8: RHP Tyler McKay transferred to Reading. RHP Zac Houston placed on the 7-Day IL. RHP Max Lazar transferred to Lehigh Valley.
- 5/9: LHP Kolby Allard transferred to FCL. RHP Ricardo Pinto transferred to LHV.
- 5/17: INF Darick Hall placed on the 7-Day IL (retro to 5/16) with a concussion.
- 5/19: RHP Eury Ramos transferred from Reading.
- 5/21: C Rafael Marchan's ML Rehab transferred to Lehigh Valley.
- 5/24: INF Darick Hall reinstated from the 7-day IL. RHP Griff McGarry placed on the 7-day IL (retroactive to 5/23) with a L SI Joint Injury.
- 5/25: RHP Yunior Marte (PHI 15-day IL) begins a Major League Rehab Assignment with LHV. RHP Zac Houston reinstated from the 7-Day IL. C Jose Godoy placed on the development list.
- 5/27: RHP Jonah Lugo acquired from Kansas City in exchange for cash considerations (retroactive to 5/26).
- 5/28: INF Nick Podkul placed on the Development List (retroactive to 5/27) RHP Eury Ramos placed on the Development List (retroactive to 5/27).
- 5/30: RHP Eury Ramos reinstated from the Development List. RHP Ryan Burr traded to the Toronto Blue Jays for Cash Considerations.

JUNE

- 6/1: RHP Freddy Tarnok claimed off waivers from the Oakland Athletics, reinstated from the 60-day IL, and optioned to Lehigh Valley (from Philadelphia) INF Nick Podkul reinstated from the Development List. OF Matt Kroon placed on the 7-day IL. C Jose Godoy transferred from the Development List to the 7-day IL
- 6/3: OF David Dahl had his contract selected by Philadelphia. INF/OF Weston Wilson recalled by Philadelphia.
- 6/4: LHP Kolby Allard transferred from Reading. INF Trevor Schwewe transferred from Reading. RHP Eury Ramos transferred to Reading.
- 6/5: RHP Blaine Knight transferred from FCL. OF Cade Fergus transferred from Jersey Shore. C/INF William Simoneit transferred from Reading.
- 6/6: OF Ruben Cardenas has been acquired from the Tampa Bay Rays for Cash Considerations and assigned to LHV. RHP David Buchanan placed on the 7-day IL (retroactive to 6/4). RHP Nick Nelson, 1B Darick Hall, and C Rafael Marchan have been added to the Major League Taxi Squad for the London Series (retroactive to 6/5).
- 6/7: INF Buddy Kennedy acquired from the Detroit Tigers in exchange for cash and optioned to LHV.
- 6/8: OF Cade Fergus transferred to Reading. C Rafael Marchan has been added as the additional player for the London Series.
- 6/10: RHP Beau Burrows released (retroactive to 6/9).
- 6/11: RHP Nick Nelson and 1B Darick Hall have returned to LHV (from ML Taxi Squad) following the London Series. C/1B William Simoneit placed on the Development List (retroactive to 6/10). C Rafael Marchan has been recalled (to PHI)
- 6/13: RHP Ricardo Pinto placed on the Development List. OF Matt Kroon activated off the 7-Day IL.
- 6/14: OF Simon Muzziotti placed on the 7-Day IL. C Jose Godoy reinstated from the 7-Day IL.
- 6/15: RHP David Buchanan reinstated from the 7-day IL. INF/OF Weston Wilson optioned to Lehigh Valley. Wilson is scheduled to report to LHV on 6/18. INF Trevor Schwewe transferred to Reading. LHP David Parkinson placed on the Development List.
- 6/16: RHP Zac Houston placed on the 7-Day IL.
- 6/17: OF Johan Rojas optioned to Lehigh Valley.
- 6/18: RHP Luis Ortiz's rehab transferred to Lehigh Valley. C William Simoneit traded to the Chicago Cubs for cash considerations.
- 6/20: INF Esteban Quiroz placed on the Development List. RHP Ricardo Pinto reinstated from the Development List. RHP Luis Ortiz returned to Philadelphia from his rehab assignment.
- 6/21: INF Kody Clemens begins a ML rehab assignment w/LHV. RHP Michael Rucker's ML rehab transferred to LHV.
- 6/23: LHP David Parkinson activated off the Development List. RHP Michael Mercado recalled by Philadelphia. OF Jordan Luplow placed on the Season-Long IL.
- 6/25: RHP Yunior Marte returned from major league rehab assignment, reinstated from the 15-day IL, and optioned to Lehigh Valley. RHP Tyler McKay transferred from Reading (retroactive to 6/24). C Jose Godoy placed on the Development List (retroactive to 6/24)
- 6/27: RHP Yunior Marte recalled by Philadelphia.
- 6/28: C Jose Godoy reinstated from the Development List. INF Esteban Quiroz transferred from the Development List to the 7-day IL. INF Kody Clemens returned from major league rehab assignment and reinstated from Philadelphia's 10-day IL. OF Johan Rojas has been recalled by Philadelphia.
- 6/29: RHP Blaine Knight placed on 7-Day IL.

JULY

- 7/1: RHP Max Castillo transferred to LHV from Reading.
- 7/2: OF Matt Kroon placed on 7-Day IL. INF Esteban Quiroz activated from 7-Day IL.
- 7/3: OF AJ Shaver transferred from Clearwater. RHP Eury Ramos transferred from Reading. RHP Ricardo Pinto placed on the Development List. RHP Zac Houston has been released.
- 7/4: INF Rodolfo Castro transferred to the 60-Day IL from the 7-Day IL.
- 7/5: RHP Tyler Phillips' contract selected by Philadelphia. RHP Yunior Marte optioned to Lehigh Valley. RHP Ricardo Pinto reinstated from the Development List.
- 7/9: INF Kody Clemens optioned to Lehigh Valley. RHP Michael Rucker has been returned from his major league rehab assignment (retroactive to 7/6). OF AJ Shaver placed on the Development List (retroactive to 7/8). OF/1B Carlos De La Cruz transferred from Reading (retroactive to 7/8). RHP Freddy Tarnok placed on the 7-day IL (retroactive to 7/7)
- 7/10: OF Ruben Cardenas placed on the Temporarily Inactive List. OF A.J. Shaver reinstated from the Development List.
- 7/11: OF Ruben Cardenas has requested and been granted his release.
- 7/12: OF Weston Wilson has been recalled by PHI. RHP Zach Haake transferred from Reading. OF AJ Shaver placed on the Development List.
- 7/13: RHP Michael Rucker begins a ML rehab assignment with LHV.
- 7/15: RHP David Buchanan placed on the Development List (retroactive to 7/14). LHP David Parkinson placed on the Development List (retroactive to 7/13). C Jose Godoy and INF Esteban Quiroz have been released (retroactive to 7/14)
- 7/19: RHP Griff McGarry returned from minor league rehab assignment and reinstated from the 7-day IL. OF Simon Muzziotti returned from minor league rehab assignment and reinstated from the 7-day IL. C Ryan Leitch transferred from Jersey Shore. OF AJ Shaver reinstated from the Development List and transferred to Clearwater.
- 7/20: RHP Michael Mercado and C Rafael Marchan optioned to LHV. RHP Yunior Marte recalled by Philadelphia.
- 7/21: RHP David Buchanan reinstated from the Development List.

2024 IRONPIGS TRANSACTIONS

- 7/22: OF David Dahl has been re-signed to a minor league contract and he has been added to the roster (retroactive to 7/21). C Aramis Garcia placed on the 7-day IL (retroactive to 7/20). RHP Eury Ramos has been released (retroactive to 7/21).
- 7/23: INF Rodolfo Castro returned from minor league rehab assignment and reinstated from the 60-day IL. OF Matt Kroon returned from minor league rehab assignment and reinstated from the 7-day IL. C Ryan Leitch placed on the Development List (retroactive to 7/22). INF Nick Podkul placed on the Development List (retroactive to 7/22).
- 7/25: LHP David Parkinson reinstated from the Development List. RHP Zach Haake placed on the Development List.
- 7/26: RHP Michael Rucker returned from major league rehab assignment and reinstated from Philadelphia's 60-day IL
- 7/27: LHP Kolby Allard recalled by Philadelphia. RHP Zach Haake reinstated from the Development List.
- 7/31: C Aramis Garcia reinstated from the 7-day IL. RHP Mick Abel placed on the Development List. OF David Dahl placed on the 7-day IL (retroactive to 7/30).

AUGUST

- 8/5: OF Ryan McKenna has been signed to a minor league contract and he has been added to the roster. LHP David Parkinson has been released.
- 8/6: RHP Alan Rangel transferred from Clearwater. RHP Taijuan Walker's major league rehab assignment has been transferred from Reading. OF Simon Muzziotti has been released.
- 8/8: RHP Dylan Covey's major league rehab assignment has been transferred from Reading. RHP Taijuan Walker's major league rehab assignment has been transferred to Reading (retroactive to 8/7).
- 8/9: RHP Mick Abel reinstated from the Development List. RHP Blaine Knight returned from minor league rehab assignment and reinstated from the 7-day IL. INF Nick Podkul reinstated from the Development List. LHP Kolby Allard has been optioned to Lehigh Valley. RHP Max Lazar and OF Cal Stevenson have had their contracts selected (to Philadelphia). RHP Max Castillo and INF Darick Hall have been designated for assignment
- 8/10: OF David Dahl reinstated from the Injured List.
- 8/12: RHP Kyle Tyler has been claimed off waivers from the Miami Marlins and he has been optioned to LHV (retroactive to 8/11). 1B Darick Hall. (DFA'd on 8/9) has cleared waivers, and he has been outrighted to LHV (retroactive to 8/11). RHP Nick Nelson has been designated for assignment (retroactive to 8/11). RHP Max Castillo, LHP Taylor Lehman, RHP Ricardo Pinto, and INF Nick Podkul have been released
- 8/13: RHP Yunior Marte optioned to LHV. RHP Jonah Dipoto placed on the development list. RHP Nick Nelson (DFA'd on 8/11) has cleared waivers and he has been outrighted to LHV.
- 8/14: RHP Tyler McKay placed on the Development List.
- 8/15: RHP Mick Abel placed on the Development List.
- 8/17: RHP Jonah Dipoto reinstated from the Development List. RHP Tyler Phillips has been optioned to LHV (from Philadelphia). LHP Tyler Gilbert's contract has been selected (to Philadelphia).
- 8/18: RHP Robinson Pina placed on the Development List. Nick Snyder transferred from the 60-day IL to the Full-Season IL
- 8/20: RHP Freddy Tarnok returned from minor league rehab assignment and reinstated from the 7-day IL. OF Austin Hays beginning a major league rehab assignment. RHP David Buchanan placed on the Development List (retroactive to 8/18). C Ryan Leitch transferred to Jersey Shore.
- 8/22: RHP Mick Abel reinstated from the Development List. INF Rodolfo Castro placed on the 60-day IL (retroactive to 8/21).
- 8/23: OF Cal Stevenson has been optioned to LHV. OF Austin Hays returned from major rehab assignment and reinstated from the 10-day IL (to Philadelphia).
- 8/24: LHP Tyler Gilbert optioned to LHV. OF Ryan McKenna placed on the 7-Day IL.
- 8/25: RHP Max Lazar optioned to LHV. RHP Robinson Pina activated off the development list. LHP Kolby Allard has been recalled (to Philadelphia). RHP David Buchanan reinstated from the Development List and transferred to Jersey Shore.
- 8/26: LHP Kolby Allard has been optioned to LHV (from Philadelphia) (retroactive to 8/25). RHP Max Lazar. RHP Michael Mercado, and INF Buddy Kennedy have been recalled (to Philadelphia). RHP Blaine Knight has been released (retroactive to 8/25)
- 8/27: RHP Dylan Covey has been returned from his rehab assignment, reinstated from the 60-day IL, and after clearing waivers, has been outrighted to LHV (from Philadelphia). INF Diego Gonzalez transferred from Jersey Shore.
- 8/28: INF Buddy Kennedy optioned to Lehigh Valley. RHP Jonah Dipoto placed on the development list.
- 8/29: RHP Michael Mercado optioned to LHV. RHP Yunior Marte recalled by PHI.
- 8/30: C Rafael Marchan placed on the 7-Day IL.
- 8/31: RHP Yunior Marte optioned to LHV.

SEPTEMBER

- 9/1: RHP Yunior Marte has been optioned (from Philadelphia) (retroactive to 8/31). RHP Tyler Phillips and INF Kody Clemens have been recalled (to Philadelphia).
- 9/3: RHP Tyler McKay transferred from Reading.
- 9/4: RHP Michael Rucker DFA'd. RHP Nick Nelson had his contract selected by Philadelphia. RHP Tyler Phillips optioned to LHV. INF Trevor Schewecke transferred from Reading. RHP Jonah Dipoto reinstated from the Development List.
- 9/5: OF Marcus Lee Sang transferred from Reading. OF Cal Stevenson has been recalled (to Philadelphia).
- 9/6: C Josh Breaux and INF Otto Kemp transferred from Reading. INF Diego Gonzalez transferred to Jersey Shore. INF Buddy Kennedy has been recalled (to Philadelphia). RHP Michael Rucker (designated for assignment on 9/4) has been claimed off waivers by the Washington Nationals.
- 9/7: RHP Jose Cuas has been claimed off waivers from the Toronto Blue Jays and he has been optioned (from Philadelphia). C Jared Thomas transferred from Jersey Shore. C Cody Roberts placed on the 7-day IL (retroactive to 9/6). C Aramis Garcia has had his contract selected (to Philadelphia). INF Rodolfo Castro has been recalled (to Philadelphia) and placed on the 60-day IL.
- 9/10: RHP Seth Johnson has been optioned (from Philadelphia) (retroactive to 9/9). C Rafael Marchan and OF Ryan McKenna have been reinstated from the 7-day IL. LHP Tyler Gilbert has been recalled (to Philadelphia) (retroactive to 9/9). INF Jim Haley placed on the Temporarily Inactive List. RHP Yunior Marte placed on the 7-day IL (retroactive to 9/9).
- 9/12: RHP Nick Nelson (designated for assignment on 9/7) has cleared waivers and he has been outrighted to LHV (retroactive to 9/11). OF Marcus Lee Sang placed on the 7-day IL (retroactive to 9/11)
- 9/13: INF Jim Haley reinstated from the Temporarily Inactive List.
- 9/14: INF Alec Bohm and INF Edmundo Sosa beginning major league rehab assignments. RHP Max Lazar has been optioned (from Philadelphia) (retroactive to 9/13). LHP Kolby Allard has been recalled (to Philadelphia)
- 9/15: RHP Alan Rangel placed on the Development List (retroactive to 9/13). C Josh Breaux placed on the 7-day IL (retroactive to 9/14). OF Matt Kroon placed on the 7-day IL (retroactive to 9/14). INF Alec Bohm returned from major league rehab assignment and reinstated from the 10-day IL (to Philadelphia).
- 9/17: C Aramis Garcia (designated for assignment on 9/15) has cleared waivers and he has been outrighted to LHV. INF Buddy Kennedy has been optioned to LHV (from Philadelphia) (retroactive to 9/16). 1B Carson Taylor and OF Ethan Wilson transferred from Reading (retroactive to 9/16). INF Edmundo Sosa returned from major league rehab assignment and reinstated from the 10-day IL (to Philadelphia). C Jared Thomas placed on the Development List (retroactive to 9/16).
- 9/18: LHP Tristan Garnett transferred from Reading. RHP Mick Abel placed on the Development List.
- 9/19: RHP Andrew Schultz transferred from Reading. RHP Zach Haake placed on the Development List.
- 9/20: RHP Nelson L. Alvarez transferred from Reading (retroactive to 9/19). RHP Robinson Pina and INF Trevor Schewecke placed on the Development List (retroactive to 9/19).
- 9/21: OF Austin Hays beginning a major league rehab assignment.
- 9/22: RHP Spencer Turnbull beginning a major league rehab assignment.

2024 IRONPIGS SEASON IN REVIEW

The 2024 Lehigh Valley IronPigs season can best be remembered for the moments it produced. While the team finished under .500 for the first time under Manager Anthony Contreras's guidance, it felt like each win brought with it marquee memories, plays, and performances. While the IronPigs' fortunes were down on the field in 2024, the list of players who made Major League debuts with the Phillies grew exponentially, with one of the major plot points of the season being how much IronPigs players contributed to the Phillies run to the 2024 NL East Title. On the business side, the IronPigs once again led all of MiLB in attendance, proving yet again that the best baseball fans in the country reside in the Lehigh Valley. Let's take a look back at a month-by-month breakdown of the 2024 IronPigs season.

March/April

When it looked like the IronPigs season was going to start with a whimper, it ended up kicking off with the largest, most improbable bang. Trailing 4-0 going into the last of the 9th inning, the 'Pigs staged maybe the most incredible comeback the franchise had ever seen. Every hitter that came to the plate in the frame reached base for the 'Pigs, capped by a walk-off homer from Rodolfo Castro to win the game. Castro's homer appeared to be a grand slam, but after further review, the umpires ruled that in the heat of the celebration Matt Kroon passed Aramis Garcia on the basepaths around third base, thus rendering Kroon out and making Castro's homer officially a 'three-run Grand Slam'.



The following week, the IronPigs hit the road for the first time in the season which resulted in a franchise-record four consecutive postponements (two games were ultimately canceled) in Rochester. Amidst all the weather, Ricardo Pinto made his return to the Phillies as his contract was selected by the Phillies on April 2nd, resulting in a wild goose chase as Pinto was shuttled the four hours from Rochester to Philadelphia that day, arrived at Citizens Bank Park mid-game against the Cincinnati Reds, put on his uniform and then earned a four-inning save in the game for the Phillies.

In a less than ideal development, the 'Pigs set multiple franchise records on April 9th as they allowed 28 runs to the Durham Bulls. Ultimately, Durham ended up setting the following franchise marks for an opponent against Lehigh Valley:

- Runs (28)
- Hits (26)
- Hits in an inning (10)
- Most consecutive hits (8)
- Doubles, tied (8)
- Homers (7)
- Margin of defeat for LHV, tied (18)

Other records tied or set in the game included:

- Combined runs, tied (38)
- Combined runs in an inning, tied (13)
- Combined hits in an inning (13)

Naturally, the 'Pigs came back the very next day to win a much lower-scoring affair, 3-2. That win, spearheaded and earned by David Buchanan's eight marvelous innings of two-run baseball, gave Buchanan his 25th career win with the IronPigs, establishing a new franchise mark. Buchanan, who had pitched with the 'Pigs from 2013-'16 rejoined the 'Pigs in 2024 after a six-year expedition pitching overseas in Korea and Japan.

2024 IRONPIGS SEASON IN REVIEW

On April 27th, the IronPigs welcomed their nine millionth fan thru the gates of Coca-Cola Park.

May

The 'Pigs finished April at 11-14, a respectable mark just a few games under .500. May proved far tougher as they went just 10-18, essentially dashing their first half league title hopes.

On May 7th, the 'Pigs allowed 14 runs in the top of the 7th to the Syracuse Mets, the most runs allowed in a single frame in franchise history.

From May 1st thru May 12th, the 'Pigs lost nine of 11, marking a horrid stretch to start the month. The team hit the road to Norfolk on May 15th, with a change in fortune looming. Following a postponement on the 14th, the 'Pigs played a doubleheader on the 15th. In the first game, David Dahl posted just the third cycle in franchise history, doing it in just seven innings. Needing a triple in his final plate appearance in the seventh, Dahl smoked a ball to left-centerfield and turned on the jets for the three-bagger. Dahl finished the game 4-for-4.



He was nearly upstaged in the second game of the twin bill as Michael Mercado retired the first 13 batters he faced leaving the 'Pigs still searching for their first no-hitter (or perfect game).

Tyler Phillips was overshadowed by Dahl on May 15th, but Phillips actually threw a complete game for the win in that contest. He followed that up by pitching another complete game on May 21st, his second straight complete game. Phillips became the second IronPig in franchise history to throw back-to-back complete games and first since Tyler Cloyd did it on August 8 and August 14, 2013.



Weston Wilson began an epic turnaround to his season after an ice cold start when he smocked a walk-off three-run homer against Rochester on May 23rd. It launched a string of 15 homers in his final 30 games with the IronPigs.

While the series ultimately ended in June, the bulk of the IronPigs trip to play the Columbus Clippers occurred in May. During this series, Weston Wilson and David Dahl each based four homers, with Dahl hitting two leadoff homers during the series. Wilson garnered the first International League award for the 'Pigs of the season thanks to that week, as he was named POTW with a final stat line of: .417/.500/.917, 4HR, 6RBI, 10R, 4BB, 3SB.

June

June began with the IronPigs finally starting to turn things around on the field as they won five straight games to open the month and six of their first eight. After dropping a series to Syracuse, the 'Pigs ripped off back-to-back series win, snatching five of six from Norfolk and four of six from Durham.

With the season halfway gone, the IronPigs roster went thru some major upheaval as David Dahl and Weston Wilson were called up by the Phillies and new additions Max Lazar, Buddy Kennedy, Ruben Cardenas, and Johan Rojas helped spearhead a new-look group to success.

Lazar in particular was exceptional. Lazar allowed a grand total of two unearned runs in the month across 12.1 innings, striking out 14 while walking just two. He was

2024 IRONPIGS SEASON IN REVIEW

named Phillies Minor League pitcher of the month for June.

A memorable moment from the month occurred on June 6th as Nick Podkul ripped a walk-off homer against his former team, the Buffalo Bisons.

One of the stalwarts of the early season pitching staff, Michael Mercado, got called up for his Major League debut following his outing on June 18th. At that point, Mercado had a 1.71 ERA for the 'Pigs in 47.1IP. Mercado made his debut on June 24th and then earned his first Major League win at Wrigley Field on July 2nd.



In total, the 'Pigs had their best month of the season in June, going 17-9, but finished the first half at 34-39, good for 16th place in the IL.

July

The IronPigs good play continued into July. Cal Stevenson started off the month flying, as he swiped a franchise record five bases in one game against SWB on July 2nd. Buddy Kennedy had his first marquee moment as a 'Pig, launching a walk-off two-run homer against SWB



in game one of a doubleheader on July 3rd. July was a crowning month for Kennedy the bulk of his eventual franchise-record 45-game on-base streak came during the month as he slashed .360/.463/.605.

The backbone of the IronPigs pitching staff, Tyler Phillips, had a childhood dream come true as he was called up by the Phillies and made his Major League debut on July 7th. Phillips, a New Jersey native and lifelong Phillies fan, had a storybook start to his Major League career, striking out seven

Atlanta Braves on July 7th and then throwing a complete game shutout against the Cleveland Guardians on July 27th.

A pivotal moment in franchise history came on July 21st. Darick Hall launched his 70th career homer as an IronPigs, surpassing legend Andy Tracy for the most with Lehigh Valley. In his fourth season with the IronPigs, Hall permanently etched his name into the record books of the IronPigs, solidifying his spot as the franchise's preeminent slugger.

Behind the bats of Kennedy, Cardenas (who was sold to the Samsung Lions of the KBO on July 10th), Cal Stevenson, Scott Kingery, and Darick Hall, the 'Pigs continued their stellar play, earning a win in three of the four series that month while going 14-9.

Stevenson was singled out in particular as he was named International League Player of the Month, as in 21 games he posted a slash line of .373/.505/.600, good for a 1.105 OPS.



August

The IronPigs entered play on August 3rd tied for the

2024 IRONPIGS SEASON IN REVIEW

top spot in the 2nd half standings of the International League at 20-11. Thanks to a bevy of roster moves necessitated by a slumping and injured Phillies team, it all came crashing down at once for the IronPigs.

After winning the first three games of the month, the 'Pigs dropped 13 of their next 15 games. They finished the month at 10-15.

The effects of Weston Wilson being permanently recalled by the Phillies on July 12th finally showed up as the 'Pigs offense slumped in August. Max Lazar and Cal Stevenson earned much deserved promotions to the Majors on August 9th, but left massive holes the 'Pigs could not replace. Kolby Allard began consistently riding the shuttle to and from Philadelphia as well. Later in the month, Tyler Gilbert had his contract selected as well after an amazing showing in the 'Pigs bullpen.

By the end of the month, Tyler Phillips and Kody Clemens had been recalled again by the Phillies when roster expanded.

On August 11th, Darick Hall drove in his 262nd run as an IronPig, giving him the franchise mark in that category as well, once again passing Andy Tracy.

On August 16th, Scott Kingery swiped his 20th base, which combined with his 20 homers gave him the 2nd 20HR-20SB season in IronPigs history (Weston Wilson, '23).

The month did end on a high note when Seth Johnson was named Pitcher of the Week for the final week of the month after a six-inning scoreless start where he punched out five and allowed just one hit.

September

The reverberations of so many players getting shuttled to and from Philadelphia continued to have an impact in September as the 'Pigs went just 6-13 to close out the season.

But, with so many player riding the shuttle to Philadelphia, a bevy of 'Pigs ended up having an outsized impact on the Phillies run to their first NL East title since 2011.

Seth Johnson made his Major League debut when he pitched for the Phillies on September 8th, starting of a week where nearly every single day an IronPig contributed to a Phillies win.

Kody Clemens hit a walk-off single on September 9th (following a Buddy Kennedy walk) and Cal Stevenson had the game-winning two-run double in the eighth inning on September 10th (which Kennedy followed with an RBI single). Aramis Garcia chipped in defensively on September 11th as he threw out the potential tying run trying to steal in the ninth after Weston Wilson drove in the winning run in the seventh. On September 14th, the Cal Stevenson game happened where Cal gave the Phillies the lead in the seventh with a two-run double and then robbed JD Martinez of a solo homer the next inning to preserve the lead. On September 15th, Weston Wilson and Buddy Kennedy had back-to-back doubles in the eighth to tie the game for the Phillies.

While the 'Pigs limped a bit down the stretch, they managed to close the season in as nutty a way as they opened it. Once again playing the Worcester Red Sox to close out the season, the 'Pigs trailed 4-1 with two out in the bottom of the 9th and nobody on base. Otto Kemp worked a walk and Jim Haley then reached on an error to continue the game, scoring Kemp. After a walk and Carson Taylor RBI single, Buddy Kennedy walked to load the bases, bring up Darick Hall. Hall uncorked a breathtaking, walk-off grand slam to win the game 7-4, as the IronPigs began and ended the year with game-ending blasts. There was no better way to end the season. A moment of such divine provenance, where the franchise's all-time home run king, in his last game with the franchise ends it with one final long ball, where Scott Kingery (pinch running at first base, also in his last game for the franchise) ends up scoring the run that tied him for most runs in franchise history as well. For an imperfect season, the most perfect ending.

The win gave the 'Pigs an identical 34-39 record in the second half, just like the first.

2024 IRONPIGS SEASON IN REVIEW



for a 68-78 overall record. Total attendance again led all of Minor League baseball at 578,688 (8,066 AVG).

2024 IronPigs Records Set, Tied or Otherwise Interesting Happenings:

Team - Single Game

TIED Most HR (Inning), 3 (6/1/24 @ COL)
Most SB, 6 (7/2/24 vs. SWB)

Individual - Single Game

Most SB, 5, Cal Stevenson (7/2/24 vs. SWB)
TIED, Most K, 5, Matt Kroon (5/18/24 @ NOR)

Individual - Single Season

Most Cons. Games w/ Run Scored, 9, Ruben Cardenas (6/16/24-6/26/24)
Most Consecutive Games On-Base, 40, Buddy Kennedy (6/12/24-8/1/24)
20HR-20SB Season: Scott Kingery
BB allowed, 78, Mick Abel

Individual - Career

Home Runs, 76, Darick Hall
RBI, 277, Darick Hall
TIED R, 244, Scott Kingery
Wins, 33, David Buchanan
Games Started, 72, David Buchanan
Innings Pitched, 420.2, David Buchanan
Hits allowed, 443, David Buchanan
Runs allowed, 198, David Buchanan
Earned Runs allowed, 184, David Buchanan

Opponent - Single Game

Most Runs, 28 (4/9/24 vs. DUR)
Most Runs (Inning), 14 (5/7/24 vs. SYR, 7th)
Most Hits, 26 (4/9/24 vs. DUR)
Most Hits (Inning), 10 (4/9/24 vs. DUR, 9th)
Most Consecutive Hits (Inning), 8 (4/9/24 vs. DUR, 9th)
TIED Most 2B, 8 (4/9/24 vs. DUR)
Most HR, 7 (4/9/24 vs. DUR)
TIED Most DP Turned, 5 (4/17/24 @ SWB)

Combined Single Game Totals

TIED Most Runs, 38, 4/9/24 vs. DUR (DUR 28, LHV 10)
Most Runs (Inning), 14 5/7/24 vs. SYR (SYR 14, LHV 0)
TIED Most Hits (Inning), 13 2x, Last: 4/9/24 vs. DUR (DUR 10, LHV 3)
TIED Largest Margin of Defeat, 18 2x, Last: 4/9/24 vs. DUR (28-10)

Team - Single Season

Most Strikeouts, 1325
Lowest Fielding Percentage, .976
Most Runs Allowed, 798

2024 'PIGS TO THE BIGS

PROMOTED TO PHILADELPHIA IN 2024



A total of 18 different players were promoted from the IronPigs to the Phillies (not including rehabbers) in the 2024 season. For 11 of them, it was their first time wearing Phillies pinstripes, while for four (Mercado, Johnson, Lazar, Phillips) it was their Major League debut as well. The full list of the 18 2024 IronPigs to don Phillies red are listed below.

Player	Date of First Phillies Appearance Post Call-Up
Nick Nelson	4/1/24
Ricardo Pinto	4/2/24
Kody Clemens	4/22/24
Jose Ruiz	5/4/24
David Dahl	6/3/24
Weston Wilson	6/9/24
Rafael Marchan	6/12/24
Michael Mercado	6/24/24
Yunior Marte	6/27/24
Johan Rojas	6/28/24
Tyler Phillips	7/7/24
Kolby Allard	7/28/24
Max Lazar	8/10/24
Cal Stevenson	8/10/24
Tyler Gilbert	8/23/24
Buddy Kennedy	9/6/24
Aramis Garcia	9/8/24
Seth Johnson	9/8/24

In total, 2024 IronPigs accounted for 746 plate appearances for the Phillies, resulting in 17 homers and 82 RBI plus 28 stolen bases.

On the pitching side, 2024 IronPigs combined for 194 innings, striking out 165 hitters while allowing 135 runs.

Some of the big moments for 'Pigs to the Bigs in 2024 included: Weston Wilson's cycle, Kody Clemens' walk-off single vs. TB, Tyler Phillips' CGSO vs. CLE, and the Cal Stevenson game vs. NYM.



2024 IRONPIGS STATISTICS (68-78)

2024 IRONPIGS MISCELLANEOUS


Record by Apparel	
Home, White	13-11
Home, Gold	4-4
Home, PA Dutch	9-4
Home, Phillies Retro	4-7
Road, Gray	13-21
Road, Blue 'Pigs	16-19
Auction Jerseys	8-8
Home, Coquis	1-2
Home, Mamajuana	0-2

TEAM HIGHS/LOWS	
MOST RUNS, INNING	
IronPigs	7 (3x, Last: 2nd, 7/10vsBUF)
Opponents	14 (7th, 5/7vsSYR)
MOST RUNS, GAME	
IronPigs	16 (5/21g2@ROC)
Opponents	28 (4/9vsDUR)
FEWEST RUNS, GAME	
IronPigs	0 (8x, Last: 9/5@BUF)
Opponents	0 (8/1@JAX)
MOST HITS, GAME	
IronPigs	19 (8/2@JAX)
Opponents	26 (4/9vsDUR)
FEWEST HITS, GAME	
IronPigs	1 (8/21vsROC)
Opponents	2 (2x, Last: 9/11g1@SWB)
CONSECUTIVE HITS	
IronPigs	4 (3x, Last: 8/29vsSYR, 9th)
Opponents	8 (4/9vsDUR)
MOST DOUBLES, GAME	
IronPigs	6 (7/13vsBUF)
Opponents	8 (4/9vsDUR)
MOST TRIPLES, GAME	
IronPigs	2 (6/1@COL)
Opponents	1 (Multiple)
MOST HOME RUNS, GAME	
IronPigs	5 (2x, Last: 7/6@SWB)
Opponents	7 (4/9vsDUR)
MOST HOME RUNS, INNING	
IronPigs	3 (1st, 6/2@COL)
Opponents	3 (9th, 4/9vsDUR)
MOST TOTAL BASES, GAME	
IronPigs	34 (8/2@JAX)
Opponents	55 (4/9vsDUR)
MOST LEFT ON BASE, GAME	
IronPigs	14 (2x, Last: 7/24@SWB)
Opponents	13 (5x, Last: 7/30@JAX)
MOST STOLEN BASES, GAME	
IronPigs	6 (7/2vsSWB)
Opponents	5 (4/24vsCLT)
MOST ERRORS, GAME	
IronPigs	5 (5/18@NOR)
Opponents	4 (7/10vsBUF)
MOST STRIKEOUTS, GAME (PITCHING)	
IronPigs	14 (3x, Last: 7/11vsBUF)
Opponents	16 (5/19@NOR)
MOST WALKS, GAME (PITCHING)	
IronPigs	12 (6/22vsNOR)
Opponents	10 (2x, Last: 8/25vsROC)
MOST SACRIFICE FLIES, GAME	
IronPigs	1 (Multiple)
Opponents	3 (5/18@NOR)
MOST SACRIFICE BUNTS, GAME	
IronPigs	2 (2x, Last: 6/5vsBUF)
Opponents	1 (Multiple)
MOST DOUBLE PLAYS TURNED, GAME	
IronPigs	4 (7/3g1vsSWB)
Opponents	5 (4/17@SWB)

IRONPIGS INDIVIDUAL SINGLE-GAME HIGH/LOWS	
HITTERS	
MOST HITS	4 (Multiple)
MOST RUNS	3 (Multiple)
MOST DOUBLES	2 (Multiple)
MOST TRIPLES	1 (Multiple)
MOST HR.	2 (Multiple)
MOST XBH	3 (4x, Last: Cardenas, 6/8vsBUF)
MOST TB	10 (2x, Last: Cardenas, 6/8vsBUF)
MOST RBIs	6 (Cardenas, 6/8vsBUF)
MOST SB	5 (Stevenson, 7/2vsSWB)
MOST K's	5 (Kroon, 5/18@NOR)
MOST BB	3 (Multiple)
PITCHERS	
MOST IP, START	8.0 (Buchanan, 4/10vsDUR)
FEWEST IP, START	1.2 (Abel, 4/7g1@ROC)
MOST IP, RELIEF	5.0 (Allard, 6/19vsNOR)
MOST K's, STARTER	9 (2x, Last: Abel, 9/11g2@SWB)
MOST K's, RELIEVER	6 (Allard, 6/19vsNOR)
MOST BB, STARTER	7 (2x, Last: Abel, 7/11vsBUF)
MOST BB, RELIEVER	4 (5x, Last: Schultz, 9/20vsWOR)
MOST RUNS ALLOWED	9 (2x, Last: Phillips, 5/9vsSYR)
MOST ER ALLOWED	9 (2x, Last: Phillips, 5/9vsSYR)
MOST HR ALLOWED	5 (Abel, 6/16@SYR)
MOST HITS ALLOWED	11 (Phillips, 5/26vsROC)
LOW-HIT COMPLETE GAME	4 (Phillips, 5/21g2@ROC)

OPPONENTS INDIVIDUAL SINGLE-GAME HIGH/LOWS	
HITTERS	
MOST HITS	4 (Multiple)
MOST RUNS SCORED	4 (Multiple)
MOST DOUBLES	3 (Driscoll, 4/9vsDUR)
MOST HOME RUNS	3 (Jackson, 4/9vsDUR)
MOST EXTRA-BASE HITS	4 (Driscoll, 4/9vsDUR)
MOST RBIs	6 (2x, Last: Thompson, 5/7vsSYR)
MOST STOLEN BASES	2 (Multiple)

MISCELLANEOUS	
LONGEST W STREAK	5 (6/26-7/3g1)
LONGEST W STREAK, HOME	4 (3x, Last: 8/23-8/27)
LONGEST W STREAK, ROAD	3 (3x, Last: 7/31-8/2)
LONGEST L STREAK	7 (5/3-5/9)
LONGEST L STREAK, HOME	5 (4/28-5/10)
LONGEST L STREAK, ROAD	5 (9/11g2-9/15)
LARGEST MARGIN OF VICTORY	13 (5/21g2@ROC)
LARGEST MARGIN OF DEFEAT	18 (4/9vsDUR)
LARGEST COMEBACK W (37 Ws)	5 (2x, Last: 6/23vsNOR)
LARGEST COMEBACK L (37 Ls)	3 (4x, Last: 6/27@DUR)
LONGEST GAME (TIME, min. 9 IP)	3:32 (9/14@SWB)
SHORTEST GAME (TIME, min. 9 IP)	1:57
LONGEST GAME (INNINGS)	12 (5/19@NOR)
LONGEST DELAY	1:12 (5/10vsSYR)
MOST GAMES OVER .500 (Season)	4
MOST GAMES UNDER .500 (Season)	11
LARGEST DIVISION LEAD (Half)	1.5
LARGEST DIVISION DEFICIT (Half)	18.0



Anthony Contreras, Manager

Contreras begins his fourth season at the helm of the IronPigs. Last season, Contreras oversaw a ballclub that produced numerous key contributors to the Major League squad while they finished 68-78. 18 different IronPigs (non-rehab) appeared with the Phillies in 2024. Thru three years as skipper for the 'Pigs, Contreras owns a 224-216 (.509) record and trails only Dave Brundage (286-289) for most wins as manager in IronPigs history. Contreras is the first (and only) manager since Brundage (2013-'16) to helm the club for four seasons. Contreras guided Lehigh Valley to an 80-66 record in 2023, the first 80-win season for the ballclub since 2018 and second consecutive winning season (first time since 2017-'18). Prior to his arrival with the IronPigs in 2022, the Los Gatos, California native spent the previous seven seasons as a manager within the San Diego Padres minor league system. In his playing days, Contreras was originally drafted by the San Francisco Giants in the ninth round of the 2005 MLB Draft out of San Jose State. Contreras spent his first three seasons in the Giants system before joining the Padres organization for six years, advancing as high as Triple-A in 2010 (Portland) and Tucson (2011-'13). He finished his playing career with a .257 batting average, 177 doubles, 22 home runs, and 281 RBIs in 729 games.



Chris "Tank" Adamson, Bench Coach

Known as Tank to all, Adamson continues as bench coach for the IronPigs, having filled the same role last year. This will be Adamson's fifth season in the Phillies organization as a coach. He was slated to manage the BlueClaws in 2020 before the cancellation of the MiLB before managing the team in 2021. He then skippered the FCL Phillies in 2022 and then returned to Jersey Shore in 2023 serving as bench coach. Born in Sydney, New South Wales Australia, Adamson played collegiately at Angelo State from 2008-2010 and then professionally for the Adelaide Bite of the Australian Baseball League from 2011-2015, totaling 123 games. He pulled double duty during his final two seasons as a catcher and bench coach for the club before he transitioned to fulltime bench coach during the 2016-2017 season. He was promoted to manager of the Bite (now Giants) in 2017-2018 and still retains that role through the 2024-2025 ABL season.



Phil Cundari, Pitching Coach

Cundari joins the IronPigs for his first year as Pitching Coach with the club after filling the same position with the Reading Fightin' Phils in 2024. This will be Cundari's third season in the Phillies organization, previously completing a post as pitching coach for the Jersey Shore BlueClaws in 2023. He previously spent three seasons with the Toronto Blue Jays, including the final two with Toronto's Vancouver Canadians.

2025 IRONPIGS COACHING STAFF

Cundari is from Cliffside Park, New Jersey, and was an All-American pitcher at Seton Hall. Cundari was selected in the fourth round of the 1985 Draft by the Oakland Athletics and pitched in Oakland's minor league system until 1988. returned to Seton Hall to finish his bachelor's degree in social work in 1989 before earning a master's degree in psychiatric social work from Rutgers University in 1990. Cundari has ample experience at the collegiate level as well, coaching at his alma mater Seton Hall beginning in 1999 and served there 18 years. He then moved on to Rutgers University in 2017 and remained there thru 2019.

Matt Ellmyer, Pitching Coach



Ellmyer jumps up to join the IronPigs after a year with the Jersey Shore BlueClaws where he served as a pitching coach. This will be Ellmyer's second season in the Phillies system. Ellmyer spent 2023 in the Texas Rangers organization as the Development Coach with their Arizona League affiliate. Ellmyer pitched collegiately at Wofford College from 2017 thru 2020. He made 66 career appearances with eight starts, posting a 9-6 overall record, along with seven saves.

Adam Lind, Hitting Coach



Lind follows Ellmyer and joins the 'Pigs after a season as hitting coach with Jersey Shore. Lind made his coaching debut last year with the BlueClaws this year after a 12-year big league career in which he hit 200 home runs including six seasons with at least 20 homers. He played for Toronto from 2006-2014 followed by one year each with Milwaukee, Seattle, and Washington. Lind was drafted in the 3rd round by the Blue Jays in the 2004 MLB Draft out of the University of South Alabama. Lind won the 2009 Silver Slugger Award for DH after mashing 35 homers and driving in 114 runs with a .932 OPS.

Andrew Dodgson, Athletic Trainer



Dodgson begins his seventh season as an athletic trainer in the Phillies organization and third season with the IronPigs. Prior to joining the IronPigs in 2023, Dodgson spent the 2022 season with the Reading Fightin Phils (AA) and previously was with Jersey Shore in 2020 and 2021. Dodgson's first two seasons with the Phillies organization was in 2018 and 2019 with the Gulf Coast League Phillies (Rk). Dodgson has degrees in athletic training from the University of South Florida and sports management from the University of Southern Missis-

sippi.



Keita Isaji, Athletic Trainer

Isaji is another new member of the coaching staff to join from the ranks of the BlueClaws. Isaji is in his fifth season in the Phillies organization, all spent at different levels. Prior to 2024 with the BlueClaws, Isaji was with the FCL Phillies in 2023, DSL Phillies in 2022, and his first year with the Phillies was 2021. He has previously worked in the Rangers, Athletics, and Dodgers organizations. Born in Gifu, Japan, he earned a degree from Long Beach State (CA) and a master's degree from Middle Tennessee State (TN).



Bruce Peditto, Strength and Conditioning Coach

Peditto comes to the IronPigs after three years in the same role with Reading. Peditto has worked within the Phillies organization since 2017. He spent 2019 and 2021 with the High-A Jersey Shore Blue Claws and joined Reading for the 2022 season. Peditto previously worked as the Assistant Strength and Conditioning Coach for the Peddie School in New Jersey from 2015-17. Peditto graduated from DeSales University in 2015 with a Bachelor's Degree in Sport and Exercise Science where he was also a member of the Lacrosse team.

2025 IRONPIGS

ABEL, MCLEAN STINE (Mick)...RHP...B-T: R-R...HT: 6-5; WT: 190... BORN: August 18, 2001, Portland, OR...2020 graduate of Jesuit High School (Ore.)...Was a two-time Gatorade Oregon Baseball Player of the Year (2019 and 2020)...Selected as a 2020 Baseball America High School Preseason All-American (First Team)...As a junior, went 10-0 with a 1.26 ERA, 111 strikeouts, 72.1 innings pitched and helped his team win a state championship...In 150.2 innings pitched during his high school career, posted an 18-3 record with a 1.98 ERA and 213 strikeouts...Won a silver medal as a member of Team USA in the 2019 World Baseball Softball Confederation U-18 Baseball World Cup...Became the highest-selected high school pitcher in the first round by the Phillies since Gavin Floyd (fourth overall) in 2001...Hobbies: Video games and golf...Signed by: Zach Friedman. 2024: Was a non-roster invitee to MLB Spring Training for the second consecutive year; made two appearances and tossed 2.2 scoreless innings, retiring all eight batters he faced (4 SO)...Made 24 starts for Lehigh Valley (AAA)...Averaged 9.69 SO/9 IP (117 SO, 108.2 IP) with the IronPigs...Over two starts from 8/9-14, tossed 11 innings without an ER and tallied 15 strikeouts...Struck out 29 batters over 21 innings in four starts during August (12.43 SO/9.0 IP) and posted a 3.86 ERA (9 ER)...Added to 40-man roster on 11/19...2023: Was a non-roster invitee to Phillies ML Spring Training...Spent majority of the season with Reading (AA) but made one start for Lehigh Valley (AAA) following a promotion on 9/22...In 23 combined starts between both levels, posted a 4.13 ERA (52 ER, 113.1 IP) with 132 strikeouts and limited the 482 batters he faced to a .192 AVG...Allowed three ER or fewer in 18 of his 23 starts, two ER or fewer in 17 of 23 and one ER or none in 12 of 23...Posted a 2.61 ERA in 20 of his 23 starts (29 ER, 100.0 IP); allowed a total of 23 ER in 13.1 IP over a span of three starts with Reading (5/12 vs New Hampshire, 5/26 vs Harrisburg and 8/16 vs Somerset)...Was the starting pitcher for the National League in the All-Star Futures Game at T-Mobile Park on 7/8; earned the win with a scoreless inning and two strikeouts...Was named an Organization All-Star by MiLB.com...Following the season, was ranked as the No. 2 overall prospect in the Phillies minor league system and the No. 45 prospect in baseball by MLB Pipeline. 2022: Ranked 3rd among Phillies Minor Leaguers in innings (108.1) and starts (23) and was T-3rd in strikeouts (130)...Began season with Jersey Shore (A)...Averaged 10.86 SO/9.0 IP (103 SO, 85.1 IP) with Jersey Shore...Struck out 10 batters on 7/29 at Wilmington...Promoted to Reading (AA) on 8/20, where he spent the remainder of the season...Named Eastern League Pitcher of the Week, 8/29-9/4...Between both levels, was 8-11, 3.90 ERA (47 ER, 108.1 IP), 130 SO in 23 starts...Following the season, was named the No. 2 prospect in the Phillies system by Baseball America...2021: Began pro career with Clearwater (A)...Averaged 13.30 SO/9.0 IP (66 SO, 44.2 IP)...Struck out 34.9% of the batters he faced (66-189)...Held opponents to a .174 AVG (27-155)...Made his pro debut, 5/5 vs Lakeland...Was placed on the IL with right shoulder tendinitis, 8/3, and missed the remainder of the season...Following the season, was named the No. 1 prospect in the Phillies system by Baseball America...Baseball America also rated his fastball as the best in the club's minor league system...Participated in Florida Instructional League...2020: Did not pitch during the regular season...Participated in FIL...Following the season, was named the No. 2 prospect in the Phillies system by Baseball America.

Season	Team	W	L	ERA	G	GS	CG	SHO	SV	IP	H	R	ER	HR	HB	BB	SO	WP	BK	AVG
2021	CLR	1	3	4.43	14	14	0	0	0	44.2	27	23	22	5	6	27	66	2	0	.174
2022	JS	7	8	4.01	18	18	0	0	0	85.1	75	42	38	6	6	38	103	3	1	.230
2022	REA	1	3	3.52	5	5	0	0	0	23.0	19	9	9	5	2	12	27	0	1	.224
2022	2 Teams	8	11	3.90	23	23	0	0	0	108.1	94	51	47	11	8	50	130	3	2	.229
2023	REA	5	5	4.14	22	22	0	0	0	108.2	73	53	50	15	5	62	126	2	0	.188
2023	LHV	0	1	3.86	1	1	0	0	0	4.2	5	2	2	0	3	3	6	0	0	.278
2023	2 Teams	5	6	4.13	23	23	0	0	0	113.1	78	55	52	15	8	65	132	2	0	.192
2024	LHV	3	12	6.46	24	24	0	0	0	108.2	119	88	78	15	4	78	117	9	3	.279
Career	Minors	17	32	4.78	84	84	0	0	0	375.0	318	217	199	46	26	220	445	16	5	.227

ALVAREZ, NELSON LORENZO...RHP...B-T: R-R...HT: 6-4; WT: 218... BORN: June 11, 1998, Miami, FL... RESIDES: Miami... HOW OBTAINED: Acquired from TB in exchange for cash considerations, 8/6/24... EDUCATION: Attended Miami Dade College, Kendall Campus (FL) and University of South Florida... 2016 graduate of Braddock HS (FL)... MISC: Originally selected by NYY in 13th round of 2019 MLB Draft... Selected by TB from NYY in minor league phase of 2022 Rule 5 Draft... Selected by SD in 23rd round of 2018 MLB Draft, but did not sign... Selected by CLE in 27th round of 2016 MLB Draft, but did not sign... SIGNED BY: Ronnie Merrill... 2024: Started the season with Montgomery (AA) in the TB organization before being promoted to Durham (AAA) on 4/11... On the IL from 5/11-21 (right elbow impingement)... Transferred to Montgomery on 6/7... Posted a 1.46 ERA (2 ER, 12.1 IP) over his first 9 appearances with Reading (AA) after being traded to the Phillies organization on 8/6... Made his Lehigh Valley (AAA) debut on 9/21 vs Worcester (IP, 0 R, 3 SO)... 2023: Began the season with Bowling Green (A) and was promoted to Montgomery on 5/16... Pitched to a 1.08 ERA (ER, 8.1 IP) with 12 SO and a 0.84 WHIP (5 H, 2 BB) over his final 8 games of the season... Made 2 scoreless appearances in the postseason (2.0 IP, 4 SO)... 2022: Pitched for Hudson Valley (A) in the NYY organization and led the club in games pitched... Went 4-1 with a 1.80 ERA (5 ER, 25.0 IP) while holding hitters to a .134 AVG (11-82) in his first 18 outings of the year... Limited RHH to a .155 AVG (17-110)... Was on the IL from 4/26-5/16 (right groin strain)... Pitched a career-high 3.2 innings on 8/2 at Jersey Shore... Pitched for Mesa in the Arizona Fall League... 2021: Spent the season with Hudson Valley... Was T-2nd on the team in appearances... 2020: Did not pitch... 2019: Began professional career with Gulf Coast League Yankees West (R)... Earned his first professional win in his debut on 6/25 at GCL Tigers East (IP, 0 R, SO)... Transferred to GCL Yankees East on 6/29 and to Pulaski (R) on 7/5.

YEAR	CLUB	W-L	ERA	G	GS	CG	SHO	SV	IP	H	R	ER	HR	HB	BB	SO	WP	BK	AVG
2019	GCL	NYY	W-0	0.00	2	0	0	0	0	2.0	1	0	0	0	1	1	0	0	.143

2025 IRONPIGS

	GCL NYYE	0-1	27.00	1	0	0	0	0	0.2	1	2	2	0	0	2	1	1	0	.500
	GCL	1-1	6.75	3	0	0	0	0	2.2	2	2	2	0	0	3	2	1	0	.222
	Pulaski	2-1	8.84	13	0	0	0	1	19.1	26	20	19	4	0	9	23	1	0	.351
2020	Did not pitch																		
2021	HV	3-2	8.55	30	0	0	0	1	40.0	43	43	38	9	8	32	41	14	0	.270
2022	HV	5-2	2.85	35	0	0	0	4	53.2	35	21	17	3	2	32	65	9	0	.184
2023	BG	2-1	2.30	10	0	0	0	2	15.2	12	6	4	0	3	6	22	4	0	.207
	MTG	5-4	4.14	34	0	0	0	2	37.0	28	18	17	2	4	16	57	8	0	.214
2024	MTG	1-1	4.66	15	0	0	0	0	19.1	15	10	10	4	0	7	23	3	0	.211
	Durham	1-0	3.94	12	0	0	0	0	16.0	11	8	7	0	0	15	15	0	0	.208
	Reading	0-2	1.76	11	0	0	0	0	15.1	14	6	3	1	0	7	21	1	0	.230
	LHV	0-0	0.00	1	0	0	0	0	1.0	0	0	0	0	0	0	3	0	0	.000
Minors Totals		20-14	4.79	164	0	0	0	10	220.0	186	134	117	23	17	127	272	41	0	.230

AOYAGI, KOYO (COY-oh ah-oh-YAH-ghee)...RHP...B-T: R-R...HT: 5-11; WT: 164...BORN: December 11, 1993, Yokohama, Japan... Attended Teikyo University (Japan)... Signed by PHI as a MiLB FA on 1/17/25...Originally drafted by the Hanshin Tigers in the 5th round of the 2025 NPB Draft...Pitched nine seasons in Japan's Nippon Professional Baseball league, going 61-47 with a 3.08 ERA with the Hanshin Tigers...Three-time NPB All-Star ('19, '21, '22)...Pitched for Japan at the 2020 Olympics helping them claim a gold medal...Pitched for gold medal-winning Japan in the 2020 Olympics in Tokyo...2024: Was the Opening Day starter for Hanshin in the Japan Central League and made 12 starts...Faced 269 batters and allowed only two home runs in 61.0 IP (0.30 HR/9.0 IP)... Eclipsed 100 total innings for the sixth consecutive season...2023: Went 8-6 in 18 starts for Hanshin...Started Game 7 of the Japan Series (ND, 0 R, 4.2 IP) as Hanshin won its first title in 38 years...2022: Led the Central League in wins and ERA...Named a Central League All-Star for the second consecutive season...Was named the Opening Day starter for Hanshin...2021: Named a Central League All-Star and pitched a scoreless inning in Game 2 against the Pacific League...Led the league in wins (13) and winning percentage (.684) and ranked 2nd in ERA (2.48)...Was the first pitcher in the Central League to reach 10 wins...Named monthly MVP for June after recording four wins and posting a 1.20 ERA ...

ANTHONY, KEATON MICHAEL... INF... B-T: R-R... HT: 6-2; WT: 230... BORN: June 24, 2001, Fort Wayne, IN... RESIDES: Dacula, GA ... HOW OBTAINED: Signed by Phillies as a non-drafted free agent, 7/17/23... SIGNED BY: Justin Munson... EDUCATION: Attended University of Iowa... 2020 graduate of Mill Creek HS (GA)... MISC: Named First Team All-Big Ten after slashing .389/.505/.701 (1.206 OPS) with 22 2B, 9 HR and 38 RBI in 2023, leading the Hawkeyes in AVG, doubles and SLG... Also made 6 starts on the mound for Iowa in 2023... 2024: Led all Phillies minor leaguers (full season) with a .327 AVG (min. 275 PA)... Rankings among all single-A and high-A players (min. 350 AB): 1st in AVG (.342) & OBP (.430), 3rd in OPS (.907) and 10th in SLG (.477)... Named the Minor League Gold Glove Award winner at 1st base after posting a .997 fielding percentage in 593 total chances over 87 games... Began the season with Clearwater (A)... His 9-game hitting streak from 5/29-6/13 and his 9-game run streak from 6/9-23 were both the longest by a Clearwater player... Had multiple hits in 6 straight games from 6/7-13 (longest such streak in the Florida State League)... Promoted to Jersey Shore (A) on 6/24... Had a career-high 4 hits on 9/5 at Aberdeen... Promoted to Reading (AA) on 9/6... 2023: Began professional career with Florida Complex League Phillies (R), making his debut on 7/27 vs FCL Tigers... Had an 8-game hitting streak from 7/29-8/22 (tied for the longest such streak by an FCL Phillies player)... Promoted to Clearwater on 9/1... Overall, made 10 appearances (all starts) at 1st base... Appeared in 2 postseason games for the Threshers.

YEAR	CLUB	AVG	G	AB	R	H	2B	3B	HR	RBI	SH	SF	HP	BB	SO	SB	CS	OBP	SLG	OPS	E
2023	FCL Phillies	.379	9	29	7	11	1	0	2	9	0	0	4	2	6	0	0	.486	.621	1.107	
	Clearwater	.143	5	14	1	2	0	0	0	0	0	0	2	4	3	1	0	.400	.143	.543	2
2024	Clearwater	.322	44	149	26	48	10	0	4	21	0	1	6	28	28	3	1	.446	.470	.916	1
	Jersey Shore	.356	53	205	26	73	10	2	4	45	0	3	3	21	34	0	0	.418	.483	.901	1
	Reading	.120	6	25	0	3	0	0	0	1	0	0	0	1	6	0	0	.154	.120	.274	0
Minors Totals		.325	117	422	60	137	21	2	10	76	0	4	15	56	77	4	1	.419	.455	.874	5

ARNOLD, ZACHARY JOHN (Zach)... INF... B-T: R-R... HT: 6-2; WT: 210... BORN: June 13, 2001, Newport Beach, CA... RESIDES: Temecula, CA... HOW OBTAINED: Selected by Phillies in 14th round of 2023 MLB Draft... SIGNED BY: Ralph Garr Jr... EDUCATION: Attended University of Houston (TX) and Louisiana State University... 2019 graduate of Great Oak HS (CA)... MISC: Named First Team All-American Athletic Conference after slashing .365/.452/.590 (1.042 OPS) with 11 2B, 13 HR, 51 RBI, 25 BB and 11 SB in 55 games at Houston in 2023... Selected by BAL in 34th round of 2019 MLB Draft, but did not sign... 2024: Began the season with Jersey Shore (A)... Slashed .361/.431/.410 (.841 OPS) in July (72 PA)... Had a 17-game on-base streak from 7/13-8/10 (.415 OBP during the streak)... His 15-game hitting streak from 7/13-8/9 was tied for the longest such streak among BlueClaws players... Promoted to Reading (AA) on 8/12... 2023: Began professional career with Florida Complex League Phillies (R)... Promoted to Clearwater (A) on 8/4... Slashed .302/.413/.377 (.790 OPS) with 10 BB and 6 SB in 15 August games with the Threshers (64 PA)... Set career highs in hits (4), RBI (4) and SB (2) on 9/9 at Palm Beach... Went 20-for-63 (.317 AVG) with 2 2B, 3B, 2 HR and 8 RBI against RHP with Clearwater... Made appearances at 2nd base, 3rd base and SS for the Threshers, posting a .984 fielding

2025 IRONPIGS

percentage in 64 total chances... Appeared in 6 playoff games.

YEAR	CLUB	AVG	G	AB	R	H	2B	3B	HR	RBI	SH	SF	HP	BB	SO	SB	CS	OBP	SLG	OPS	E
2023	FCL Phillies	.273	4	11	4	3	2	1	0	5	0	1	1	1	2	0	0	.357	.636	.993	2
	Clearwater	.293	22	82	15	24	2	1	2	11	0	0	1	10	19	8	0	.376	.415	.791	1
2024	Jersey Shore	.256	75	246	32	63	5	3	2	36	1	4	4	27	64	3	1	.335	.325	.660	12
	Reading	.149	19	67	6	10	2	0	0	1	0	0	3	2	24	2	1	.208	.179	.387	4
Minors Totals		.246	120	406	57	100	11	5	4	53	1	5	9	40	109	13	2	.324	.328	.652	19

ARROYO, CHRISTIAN ISRAEL...INF... B-T: R-R... HT: 6-1; WT: 220... BORN: May 30, 1995, Tampa, FL...2024: Was a non-roster invitee to spring training with MIL...Limited to 30 games with Nashville (AAA) where he hit .237 (27-for-114) with eight doubles, two HR, 13 RBI, nine walks and 19 runs...Began the season on the Minor League IL with a left-hand contusion...Played just three games with Nashville before landing back on the IL with a left wrist sprain from 4/26-7/24, including a rehab assignment with ACL Brewers (R)...2023: 2023: 66G w/BOS: .241/.268/.369, 3HR, 24RBI...DFA'd by BOS and cleared waivers, 8/6...Spent remainder of season w/Worcester...2022: Made his third Opening Day roster, his second consecutive with the Red Sox (also 2020 with CLE), 87G w/BOS: .286/.322/.414, 6HR, 36RBI...2021: Set career highs in games (57), SLG (.445), OPS (.769), runs (22), hits (43), 2B (12), HR (6), and RBI (25)...2020: DFA'd by CLE and claimed by BOS, 8/13...2019: Spent three stints on the Tampa Bay roster before a right forearm flexor tendon strain in mid-June ended his season...Traded by TB to CLE w/Hunter Wood for Ruben Cardenas, Future Considerations, 7/28...2018: Traded during the off-season from SFG to TB along w/LF Denard Span, LHP Matt Krook and RHP Stephen Woods for 3B Evan Longoria...Prior to the trade, was ranked by MLB.com as the No. 1 prospect in the Giants system...Appeared in 20 games and made 16 starts (8-2B, 7-3B, 1-DH) with the Rays...was with the club from May 16-July 15, which included a stint on the 10-day DL, June 17-July 15, for a left oblique strain...2017: Made his major league debut for the Giants on April 24 vs. LAD at 21 years, 239 days...was the first Giant to start in his debut before his 22nd birthday since Madison Bumgarner in 2009 and the first position player since Royce Clayton in 1991...he became the youngest player to start at third base for the Giants since Matt Williams in 1987...Became the first player drafted out of high school in the 2013 June Draft class to debut, one day before LAD Cody Bellinger...on June 14, sustained a left wrist contusion when he was hit on the hand by a pitch and landed on the disabled list the next day...on July 1, in his first game after returning, was hit again and his broken left hand ended his season...underwent surgery on July 10...Re-aggravated his hand injury taking a ground ball off his glove hand for the Leones del Escogido in the Dominican Winter League... underwent surgery to insert a pin into his left hand on Nov 3... 2013 graduate of Hernando High School (Fla.)... Named the state's Class 5A Player of the Year in 2013...Committed to the University of Florida prior to being drafted... Received Most Valuable Player honors as he helped Team USA win gold at the 2012 International Baseball Federation's 18U World Championships in Seoul, South Korea...His mother, Kim, raised him alone from age 2-12 and could be considered his first hitting coach; she threw him batting practice while eight months pregnant in preparation for the U.S. National Team tryouts...Not related to former pitcher Bronson Arroyo, but both attended Hernando High School (not simultaneously) and are friends..

Season	Team	AVG	G	AB	R	H	2B	3B	HR	RBI	BB	IBB	SO	SB	CS	OBP	SLG	OPS	HBP	SAC	SF
2013	A-GIA	.326	45	184	47	60	18	5	2	39	19	1	32	3	2	.388	.511	.899	2	0	4
2014	SK	.333	58	243	39	81	14	2	5	48	18	1	31	6	1	.378	.469	.847	2	0	4
2014	AUG	.203	31	118	10	24	3	1	1	14	4	0	22	1	2	.226	.271	.497	0	1	2
2014	2 Teams	.291	89	361	49	105	17	3	6	62	22	1	53	7	3	.330	.404	.734	2	1	6
2015	SJ	.304	90	381	48	116	28	2	9	42	19	1	73	5	3	.344	.459	.803	5	2	2
2016	RIC	.274	119	474	57	130	36	1	3	49	29	2	72	1	1	.316	.373	.689	3	4	7
2017	SAC	.396	25	91	18	36	7	0	4	16	6	1	12	2	0	.461	.604	1.065	5	0	0
2017	SF	.192	34	125	9	24	5	0	3	14	8	1	32	1	2	.244	.304	.548	1	0	1
2018	CHA	.000	2	7	0	0	0	0	0	0	0	2	0	0	0	.000	.000	.000	0	0	0
2018	DUR	.235	46	170	19	40	12	0	2	20	8	1	32	2	3	.286	.341	.627	4	0	0
2018	TB	.264	20	53	5	14	2	1	1	6	6	0	16	0	0	.339	.396	.735	0	0	0
2018	2 Teams	.226	48	177	19	40	12	0	2	20	8	1	34	2	3	.275	.328	.603	4	0	0
2019	DUR	.314	33	121	21	38	9	1	8	29	12	0	26	1	0	.381	.603	.984	1	0	0
2019	TB	.220	16	50	8	11	2	0	2	7	5	0	18	0	0	.304	.380	.684	1	1	0
2020	CLE	.000	1	0	0	0	0	0	0	0	0	0	0	0	0	.000	.000	.000	0	0	0
2020	BOS	.240	14	50	7	12	1	0	3	8	4	0	11	0	0	.296	.440	.736	0	0	0
2020	2 Teams	.240	15	50	7	12	1	0	3	8	4	0	11	0	0	.296	.440	.736	0	0	0
2021	WOR	.091	11	33	4	3	1	0	0	2	2	0	12	1	0	.184	.121	.305	2	0	1
2021	BOS	.262	57	164	22	43	12	0	6	25	8	0	44	1	0	.324	.445	.769	7	1	0
2022	POR	.500	2	4	1	2	0	0	0	2	2	0	0	1	0	.667	.500	1.167	0	0	0
2022	WOR	.000	2	6	0	0	0	0	0	0	0	0	3	0	0	.000	.000	.000	0	0	0
2022	BOS	.286	87	280	32	80	16	1	6	36	13	2	49	5	1	.322	.414	.736	3	2	2
2022	2 Teams	.200	4	10	1	2	0	0	0	2	2	0	3	1	0	.333	.200	.533	0	0	0
2023	WOR	.138	18	65	5	9	2	0	0	2	6	0	12	1	0	.211	.169	.380	0	0	0
2023	BOS	.241	66	195	23	47	16	0	3	24	7	0	45	1	3	.268	.369	.637	1	1	2
2024	A-BRW	.143	7	21	3	3	0	0	0	1	2	0	7	0	0	.280	.143	.423	2	0	0
2024	NAS	.237	30	114	19	27	8	0	2	13	9	0	32	1	1	.305	.360	.665	3	0	2

2025 IRONPIGS

2024	2 Teams	.222	37	135	22	30	8	0	2	14	11	0	39	1	1	.301	.326	.627	5	0	2
Career	MLB	.280	519	2032	291	569	138	12	36	277	136	7	368	25	13	.331	.413	.744	29	7	22
Career	MLB	.252	295	917	106	231	54	2	24	120	51	3	215	8	6	.299	.394	.693	13	5	5

BAKER, ANDREW FLEMING... RHP... B-T: R-R... HT: 6-1; WT: 196... BORN: March 24, 2000, Montgomery, AL... RESIDES: Pike Road, AL... HOW OBTAINED: Selected by Phillies in 11th round of 2021 MLB Draft... SIGNED BY: Mike Stauffer... EDUCATION: Attended Chipola College (FL) and Auburn University (AL)... 2018 graduate of Macon East Academy (AL)... MISC: Selected by LAD in 16th round of 2019 MLB Draft, but did not sign... 2024: Began the season with Reading (AA)... Transferred to Jersey Shore (A) on 5/7... With the BlueClaws, limited RHH to a .079/.239/.132 (.371 OPS) slash line in 38 AB... During his games with Jersey Shore (5/10-6/29), his 15.88 SO/9.0 IP led the South Atlantic League (min. 15.0 IP)... Struck out 46.2% (30-65) of batters with Jersey Shore... Promoted to Reading on 7/1... Had a career-high 5 SO on 8/6 at Akron... 2023: Attended Phillies major league spring training as a non-roster invitee... Spent the season with Reading... Averaged 14.05 SO/9.0 IP, which ranked 2nd in the Eastern League and 2nd among all Phillies minor league pitchers (min. 40.0 IP)... Was T-10th in the EL in games pitched... Following the season, made 7 scoreless relief appearances (7.0 IP) with 1 SV, 13 SO and a .087 OPP AVG (2-23) for Scottsdale and was named an Arizona Fall League Rising Star... 2022: Spent majority of season with Jersey Shore... Promoted to Reading on 8/29 for the remainder of the season... Allowed 1 ER in his last 13 combined appearances between both clubs from 8/12-9/17... 2021: Began professional career with Clearwater (A)... Transferred to Florida Complex League Phillies (R) on 9/8... Struck out 20 of the 60 total batters he faced (33.3%)... Participated in Florida Instructional League.

YEAR	CLUB	W-L	ERA	G	GS	CG	SHO	SV	IP	H	R	ER	HR	HB	BB	SO	WP	BK	AVG
2021	Clearwater	1-2	11.70	7	1	0	0	0	10.0	4	14	13	1	2	17	16	3	0	.118
	FCL Phillies	0-0	0.00	2	0	0	0	0	2.0	1	0	0	0	0	4	0	0	0	.143
2022	Jersey Shore	3-1	4.74	40	0	0	0	0	43.2	41	28	23	5	1	24	61	8	1	.237
	Reading	1-0	0.84	6	0	0	0	0	10.2	3	1	1	0	0	5	11	4	0	.094
2023	Reading	0-6	8.12	41	0	0	0	1	41.0	35	41	37	6	5	48	64	10	1	.226
2024	Reading	4-2	6.21	27	0	0	0	0	33.1	38	27	23	2	1	24	43	5	0	.284
	Jersey Shore	1-0	1.59	16	0	0	0	0	17.0	7	4	3	0	0	8	30	5	0	.125
Minors Totals		10-11	5.71	139	1	0	0	1	157.2	129	115	100	14	9	126	229	35	2	.218

BECHTOLD, ANDREW... RHP... B-T: R-R... HT: 6-2; WT: 230... BORN: April 18, 1996, Chadds Ford, PA... RESIDES: Glen Mills, PA... HOW OBTAINED: Signed by Phillies as a minor league free agent, 1/31/25... EDUCATION: Attended Chipola College (FL) and University of Maryland... 2014 graduate of Garnet Valley HS (PA)... MISC: Originally selected by MIN in 5th round of 2017 MLB Draft... Selected by TEX in 37th round of 2014 MLB Draft, but did not sign... SIGNED BY: Jack Powell... 2024: Pitched for Buffalo (AAA) and New Hampshire (AA) in the TOR organization... Averaged 95.7 mph on his 61 four-seam fastballs with Buffalo, which ranked 2nd on the team (min. 60 four-seamers thrown)... Finished the season without allowing a HR in 25 consecutive outings (23.1 IP)... 2023: Attended MIN major league spring training as non-roster invitee... Began the season playing the infield for St. Paul (AAA)... Converted to a two-way player for about a month before finishing the season solely as a pitcher... Earned his first professional win on 8/9 vs Louisville... 2017-19; 21-22: Played the infield in the MIN organization... Made two pitching appearances in 2019.

YEAR	CLUB	W-L	ERA	G	GS	CG	SHO	SV	IP	H	R	ER	HR	HB	BB	SO	WP	BK	AVG	
2019	Cedar Rapids	0-0	0.00	1	0	0	0	0	1.0	0	0	0	0	0	1	0	0	0	.000	
	Fort Myers	0-0	9.00	1	0	0	0	0	1.0	1	1	1	1	0	0	0	0	0	.250	
2020	Did not pitch																			
2021	Did not pitch																			
2022	Did not pitch																			
2023	St. Paul	3-1	11.00	20	0	0	0	0	18.0	22	22	22	1	2	24	16	3	0	.333	
2024	Buffalo	1-0	12.46	4	0	0	0	0	4.1	8	6	6	1	0	7	6	4	0	.381	
	NH	1-5	5.28	29	0	0	0	0	29.0	31	23	17	1	0	13	26	4	0	.267	
Minors Totals		5-6	7.76	55	0	0	0	0	53.1	62	52	46	4	2	44	49	11	0	.295	

BREUAX, JOSHUA (Josh)... C... B-T: R-R... HT: 6-1; WT: 230... BORN: October 7, 1997, Tomball, TX... 2024: Began the year in NYY's organization and was a non-roster invitee to Spring Training... Played for Scranton/Wilkes-Barre (AAA) before being released on 6/29; signed by Phillies as a Minor League free agent on 6/30... Slugged .600 with a .958 OPS in 53 PA during July with Reading (AA)... Promoted to Lehigh Valley (AAA) on 9/6... Combined to slash .314/.400/.629 (1.029 OPS) with two doubles and three HR in 40 PA against LHP... On the IL from 8/15-27 with a right oblique strain and from 9/14 through the remainder of the season with a left knee meniscus injury... 2023: Made appearances with High-A Hudson Valley (13), Double-A Somerset (25) and Scranton/Wilkes-Barre (12)... 2022: Split between Somerset and Scranton/Wilkes-Barre. Hit 19 home runs and drove in 50 runs over 94 games... 2021: Split between Somerset and Hudson Valley, slugging 23 home runs over 90 games... Originally drafted by NYY in 2nd Round of 2018 Draft (McClennan CC)... 2016 graduate of Tomball High School (Texas)... At McLennan CC, batted 403 (155-385) with 121 R, 32 2B, five 3B, 37 HR and 151 RBI in 115 games over two seasons (2017-18)... Had committed to play his junior season at the University of Arkansas... Played for Falmouth in the Cape Cod League and earned the 2017 Silva Sportsmanship

2025 IRONPIGS

Award...

Season	Team	AVG	G	AB	R	H	2B	3B	HR	RBI	BB	IBB	SO	SB	CS	OBP	SLG	OPS	HBP	SAC	SF
2018	G-YAE	.125	3	8	0	1	0	0	0	1	0	1	0	0	.222	.125	.347	0	0	0	0
2018	SI	.280	27	100	6	28	9	0	0	13	3	0	20	0	.295	.370	.665	0	0	2	2
2018	2 Teams	.269	30	108	6	29	9	0	0	13	4	0	21	0	.289	.352	.641	0	0	2	2
2019	CHS	.271	51	199	28	54	10	0	13	49	15	0	59	0	.324	.518	.842	1	0	1	1
2021	HV	.252	64	250	34	63	12	0	17	46	22	1	73	0	.308	.504	.812	0	0	4	4
2021	SOM	.240	26	100	14	24	8	0	6	17	4	0	26	1	.274	.500	.774	1	0	1	1
2021	2 Teams	.249	90	350	48	87	20	0	23	63	26	1	99	1	.298	.503	.801	1	0	5	5
2022	SOM	.204	53	211	24	43	10	0	13	29	19	0	64	1	.273	.436	.709	1	0	0	0
2022	SWB	.239	41	159	20	38	4	2	6	21	12	1	49	1	.297	.403	.700	1	0	0	0
2022	2 Teams	.219	94	370	44	81	14	2	19	50	31	1	113	2	.283	.422	.705	2	0	0	0
2023	HV	.204	13	54	6	11	1	0	1	3	5	1	15	0	.271	.278	.549	0	0	0	0
2023	SOM	.280	25	93	13	26	4	0	7	14	4	0	24	0	.309	.548	.857	0	0	0	0
2023	SWB	.214	12	42	7	9	1	0	4	5	5	0	8	1	.327	.524	.851	2	0	0	0
2023	3 Teams	.243	50	189	26	46	6	0	12	22	14	1	47	1	.302	.466	.768	2	0	0	0
2024	REA	.230	25	87	8	20	4	0	4	20	8	0	27	0	.289	.414	.703	0	0	2	2
2024	SWB	.143	11	35	4	5	0	0	2	5	2	0	15	0	.189	.314	.503	0	0	0	0
2024	LHV	.154	4	13	0	2	1	0	0	2	1	0	3	0	.214	.231	.445	0	0	0	0
2024	3 Teams	.200	40	135	12	27	5	0	6	25	11	0	45	0	.257	.370	.627	0	0	2	2
2024	2 Teams	.146	15	48	4	7	1	0	2	5	3	0	18	0	.196	.292	.488	0	0	0	0
Career	MILB	.240	355	1351	164	324	64	2	73	222	101	3	384	4	.294	.452	.746	6	0	10	10

BRITO, ERICK LEONARDO... INF... B-T: R-R... HT: 5-9; WT: 198... BORN: May 25, 2002, Ciudad Guayana, VZ... RESIDES: Ciudad Guayana... HOW OBTAINED: Signed by Phillies as an amateur free agent, 11/29/18... SIGNED BY: Rafael Álvarez and Ebert Velásquez... 2024: Started the season with Jersey Shore (A)... His 19-game on-base streak from 5/25-6/18 was the longest such streak by any BlueClaws player... Posted a .413 OBP in June (106 PA)... Promoted to Reading on 7/15... 2023: Began the year with Clearwater (A)... Slashed .440/.462/.480 (.942 OPS) during his 7-game hitting streak from 6/2-11... Promoted to Jersey Shore on 6/12 and was T-4th in the South Atlantic League in sacrifice hits... Overall, appeared in 64 games at SS and 44 games at 2nd base... Appeared in 3 postseason games for Jersey Shore... 2022: Played for Clearwater... Recorded a .360 OBP in 21 August games (79 PA)... Following the season, was rated as the best defensive infielder in the Phillies farm system by Baseball America... 2021: Named an Organization All-Star by MiLB.com... Spent entire season with Dominican Summer League Phillies White (R)... Finished 3rd in the DSL in OBP, T-8th in BB and 9th in AVG... His 20 steals were T-2nd among all Phillies minor league players... Led all short-season Phillies hitters in several offensive categories (min. 125 PA), including AVG, OPS, BB and SB... 2020: Did not play... 2019: Began professional career with DSL Phillies White... Defensively, made appearances at 2nd base, 3rd base, SS and in LF.

YEAR	CLUB	AVG	G	AB	R	H	2B	3B	HR	RBI	SH	SF	HP	BB	SO	SB	CS	OBP	SLG	OPS	E
2019	DSL Phillies-W	.269	21	52	7	14	3	0	0	5	1	1	3	15	9	1	4	.451	.327	.778	4
2020	Did not play																				
2021	DSL Phillies-W	.327	54	153	29	50	4	1	0	21	2	3	4	40	28	20	6	.470	.366	.836	7
2022	Clearwater	.228	97	289	28	66	10	4	1	21	*8	0	3	27	56	15	6	.301	.301	.602	12
2023	Clearwater	.278	44	144	21	40	2	2	20	1	2	2	15	27	14	3	.350	.361	.711	4	
	Jersey Shore	.208	65	197	26	41	6	2	0	25	4	2	9	21	29	15	5	.310	.259	.569	5
2024	Jersey Shore	.263	70	240	41	63	15	1	2	20	3	0	3	30	39	14	5	.352	.358	.710	11
	Reading	.211	41	147	16	31	7	1	0	10	2	1	4	7	25	7	3	.264	.272	.536	2
Minors Totals		.250	392	1222	168	305	47	11	5	122	21	9	28	155	213	86	32	.345	.318	.663	45

CABRERA, JEAN CARLOS EDUARDO... RHP... B-T: R-R... HT: 6-0; WT: 145... BORN: October 20, 2001, Maracay, VZ... 2024: Began season with High-A Jersey Shore and promoted to Double-A Reading on 6/9... Fanned a career-high 14 on 6/12 vs WIL (tied for the 2nd most in Claws history)... Placed on Development List 8/30 and did not pitch the rest of the season... 14G/GS w/JS+6G/5GS w/REA: 6-5, 3.80ERA, 106.2IP, 110K, 33BB, 96H... 196 K's past two seasons are fourth most in PHI system... 34.7% chase rate on the sweeper... Named Phillies Pitching Prospect of the Year by MLB Pipeline... Following the season, was rated as having the best changeup and best control in the Phillies Minor League system by Baseball America... Added to the 40-man roster on 11/19... 2023: Spent the season with Clearwater (A)... Tied a career high with 9 SO on 5/18 vs Bradenton... Set a career high in IP with 6.0 on 6/2 vs Dunedin; also went 6.0 IP on 7/20 vs Tampa and 8/3 vs Lakeland... Ranked 2nd in the Florida State League (min. 80.0 IP) in SO/BB ratio (3.91)... Went 2-0 with a 0.73 ERA (ER, 12.1 IP) and a 0.73 WHIP (6 H, 3 BB) while holding hitters to a .143 AVG (6-42) in 2 postseason starts... During the playoffs, led the FSL in IP, was tied for the lead in wins, ranked 2nd in SO (11) and 6th in ERA and WHIP... 2022: Spent season with Clearwater... Struck out 23.9% (51-213) of batters faced... 2021: Was the recipient of the Paul Owens Award, given to the best pitcher in the Phillies minor league system; was the first 19-year-old pitcher to win the award since RHP Carlos Carrasco in 2006... Spent first professional season with Dominican Summer League Phillies White (R)... Made his pro debut, 7/12 vs DSL Rangers-2... Finished with the following rankings among qualifying

2025 IRONPIGS

DSL pitchers: 6th in ERA (1.54) & WHIP (0.84), T-9th in OPP AVG (.185) and T-10th in starts (13)... Surrendered just 1 HR and struck out 61 of the 196 batters he faced... Had a 6.10 SO/BB ratio (61 SO/10 BB)... Tossed 24.0 consecutive innings without allowing an ER from 7/23-9/21... 2020: Did not pitch... Originally signed as an INTL FA by PHI on July 2, 2019 out of Venezuela

Season	Team	W	L	ERA	G	GS	CG	SHO	SV	IP	H	R	ER	HR	HB	BB	SO	WP	BK	AVG
2021	D-PHW	3	2	1.54	13	13	0	0	0	52.2	34	13	9	1	1	10	61	7	1	.185
2022	CLR	2	4	5.24	12	12	0	0	0	46.1	54	28	27	8	1	28	51	6	0	.295
2023	CLR	5	7	4.32	19	13	0	0	1	81.1	108	48	39	3	4	22	86	7	1	.325
2024	JS	5	4	3.39	14	14	0	0	0	77.0	59	33	29	6	5	25	91	3	1	.210
2024	REA	1	1	4.85	6	5	0	0	0	29.2	37	17	16	0	5	8	19	0	0	.311
2024	2 Teams	6	5	3.80	20	19	0	0	0	106.2	96	50	45	6	10	33	110	3	1	.240
Career	4 Teams	16	18	3.76	64	57	0	0	1	287.0	292	139	120	18	16	93	308	23	3	.266

CASTRO, RODOLFO... INF... B-T: R-R... HT: 6-0; WT: 205... BORN: May 21, 1999, Los Llanos, D.R...2024: LHV Break Camp Roster... Acquired from PIT in exchange for Bailey Falter on 8/1/23...Re-signed as an MiLB FA by PHI on 11/21/24...2024 w/LHV: 19G, .209/.274/.313, 2HR, 7RBI...Walk-Off GS on Opening Night, 3/29vsWOR... Placed on the 7-Day IL (retroactive to 4/3) with Left Shoulder Subscapular Bursitis, 4/4...Transferred to 60-Day IL, 7/4...Activated off IL, 7/23...Diagnosed with a torn ligament in his right thumb and was ruled out for the remainder of the season, 8/22... Played for Estrellas in the Dominican Winter League...2023: Between both PHI and PIT, appeared at second base (45 games, 24 starts), SS (31 games, 26 starts) and third base (17 games, nine starts)...Had a career-high-tying seven-game hitting streak from 4/10-17 with PIT...Played 12 games for Indianapolis (AAA) in July before being traded to the Phillies on 8/1...Made his Phillies debut as a defensive replacement on 8/2 at MIA and scored in the 11th inning...Made his first start for the Phillies on 8/8 vs WSH (gm 2) at third base...Snapped an 0-for-23 skid with an infield single on 8/12 vs MIN, his first hit with the Phillies...Slashed .262/.344/.477 with an .821 OPS against LHP...Optioned to the Phillies Spring Training complex on 9/30 and was a part of the club's stay-ready camp in Clearwater for the duration of the postseason...2017 FCL Post-Season All-Star...2019 SAL Mid-Season All-Star...Appeared in 31G w/PIT in 2021 and 71G in 2022...Hit 11 homers and posted a .725 OPS (103 OPS+) in 2022...Has appeared in games at the Major League level at 2B, 3B, & SS...

Season	Team	AVG	G	AB	R	H	2B	3B	HR	RBI	BB	IBB	SO	SB	CS	OBP	SLG	OPS	HBP	SAC	SF
2016	D-PIR	.271	56	192	27	52	15	3	2	29	27	0	48	2	1	.360	.411	.771	3	2	6
2017	G-PIR	.277	53	188	27	52	12	4	6	32	16	1	47	4	3	.344	.479	.823	4	2	1
2018	WV	.231	105	385	47	89	19	4	12	50	26	1	100	6	3	.278	.395	.673	1	8	6
2019	GBO	.242	61	215	33	52	13	2	14	46	18	0	68	6	5	.306	.516	.822	5	1	7
2019	BRD	.243	57	202	26	49	13	1	5	27	13	2	54	1	0	.288	.391	.679	0	0	0
2019	2 Teams	.242	118	417	59	101	26	3	19	73	31	2	122	7	5	.298	.456	.754	5	1	7
2021	ALT	.242	72	285	43	69	14	1	12	47	19	1	72	7	4	.295	.425	.720	4	0	4
2021	IND	.286	8	35	7	10	4	0	3	8	3	0	11	0	0	.342	.657	.999	0	0	0
2021	PIT	.198	31	86	9	17	2	0	5	8	6	0	27	0	0	.258	.395	.653	1	0	0
2021	2 Teams	.247	80	320	50	79	18	1	15	55	22	1	83	7	4	.300	.450	.750	4	0	4
2022	IND	.246	75	272	37	67	13	2	12	40	32	0	86	6	3	.334	.441	.775	6	0	4
2022	PIT	.233	71	253	25	59	8	4	11	27	22	0	74	5	3	.299	.427	.726	2	0	1
2023	IND	.192	12	52	7	10	2	0	2	10	3	0	21	0	0	.246	.346	.592	1	0	1
2023	PIT	.228	78	197	19	45	7	0	6	22	21	1	62	1	4	.317	.355	.672	5	0	1
2023	PHI	.100	14	30	2	3	0	0	0	2	2	0	12	0	0	.156	.100	.256	0	0	0
2023	2 Teams	.211	92	227	21	48	7	0	6	24	23	1	74	1	4	.297	.322	.619	5	0	1
2024	F-PHI	.333	1	3	1	1	0	0	0	1	0	0	0	0	0	.333	.333	.666	0	0	0
2024	CLR	.333	2	6	2	2	0	0	1	1	1	0	1	0	0	.429	.833	1.262	0	0	0
2024	JS	.000	1	1	0	0	0	0	0	0	0	0	0	0	0	.000	.000	.000	0	0	0
2024	LHV	.209	19	67	9	14	1	0	2	7	5	0	18	0	2	.274	.313	.587	1	0	0
2024	4 Teams	.221	23	77	12	17	1	0	3	9	6	0	19	0	2	.286	.351	.637	1	0	0
Career	MLB	.245	522	1903	266	467	106	17	71	298	163	5	526	32	21	.309	.431	.740	25	13	29
Career	MLB	.219	194	566	55	124	17	4	22	59	51	1	175	6	7	.292	.380	.672	8	0	2

CHACE, MOISES ALEJANDRO... RHP... B-T: R-R... HT: 213; WT: 213... BORN: June 9, 2003, La Guaira, VZ...2024: Began the season with Aberdeen (A) in BAL's organization...Posted a 1.41 ERA (5 ER, 32.0 IP) with 46 SO and a .189 OPP AVG (21-111) in his first nine games (seven starts)...On the Minor League IL from 5/26-6/8 with a concussion... Traded by BAL w/Seth Johnson for Gregory Soto, 7/30/24...Following his trade to the Phillies on 7/30, made his first appearance with Jersey Shore (A) on 8/3 at Hudson Valley...His 13.20 SO/9 IP ranked 1st in the South Atlantic League (min. 60.0 IP)...Promoted to Reading (AA) on 8/12 and struck out 45.5% (35-77) of batters faced with the Fightin Phils... Named Phillies Minor League Co-Pitcher of the Month for August after going 3-1 with a 2.59 ERA (7 ER, 24.1 IP) in five starts...Set career highs in SO (13) and IP (6) on 8/31 at Somerset; his 13 SO were the most by a Reading pitcher since Jesse Biddle had 16 SO on 4/22/13...Named Eastern League Pitcher of the Week (8/26-9/1) and earned MLB Pipeline Prospect Team of the Week honors (8/25-9/1)...Added to the 40-man roster on 11/19...Following the season, ranked as the No. 5 prospect in the Phillies Minor League system by Baseball America and as having the best slider in the Phillies system... Spent '23+'22 w/Delmarva (A), his first experience outside of the complex...Pitched w/FCL Orioles in '21...

2025 IRONPIGS

Season	Team	W	L	ERA	G	GS	CG	SHO	SV	IP	H	R	ER	HR	HB	BB	SO	WP	BK	AVG
2021	F-ORO	0	0	4.50	1	1	0	0	0	2.0	3	1	1	0	0	4	0	0		.333
2021	F-ORB	1	3	5.75	8	4	0	0	0	20.1	22	17	13	1	0	12	28	4	0	.259
2021	2 Teams	1	3	5.64	9	5	0	0	0	22.1	25	18	14	1	0	12	32	4	0	.266
2021	2 Teams	1	3	5.64	9	5	0	0	0	22.1	25	18	14	1	0	12	32	4	0	.266
2022	DEL	3	5	4.98	19	14	0	0	1	59.2	47	39	33	1	6	42	64	7	0	.213
2023	DEL	5	2	4.50	21	9	0	0	2	68.0	47	37	34	8	5	53	100	2	4	.198
2024	ABD	2	2	3.46	17	9	0	0	1	52.0	37	22	20	5	6	30	76	2	0	.201
2024	JS	1	1	4.15	2	2	0	0	0	8.2	6	4	4	0	0	3	13	0	0	.194
2024	REA	2	1	3.66	4	4	0	0	0	19.2	14	10	8	3	0	7	35	0	1	.200
2024	3 Teams	5	4	3.59	23	15	0	0	1	80.1	57	36	32	8	6	40	124	2	1	.200
2024	2 Teams	3	3	3.56	19	11	0	0	1	60.2	43	26	24	5	6	33	89	2	0	.200
Career	MILB	14	14	4.42	72	43	0	0	4	230.1	176	130	113	18	17	147	320	15	5	.210

CLEMENS, KODY ALEC...INF/OF ...B-T: L-R... HT: 6-1; WT: 200... BORN: May 15, 1996, Hornell, TX... 2024: LHV Break Camp Roster...Recalled by PHI, 4/22 (2-4, 2B, HR, 3RBI)...Optioned to LHV, 4/25...Recalled by PHI, 5/4... Placed on IL, 6/3, low back spasms...Rehab assignment w/LHV, 6/21, ending 6/28...Optioned to LHV, 7/9...Recalled by PHI, 9/1...Made PHI Postseason roster (4G, 2-5, 2B, RBI)...44G w/PHI: .219/.258/.447, 5HR, 18RBI (15 extra-base hits were the most in MLB among players with 120 or less plate appearances)...68G w/LHV: .266/.322/.489, 14HR, 50RBI... 9th in LHV history for HR (32)... Acquired by PHI from DET on 1/7/23 w/Gregory Soto in exchange for Matt Vierling, Nick Maton, and Donny Sands...2023: Began season w/LHV, recalled by PHI on 4/7...Appeared in 49G w/PHI, primarily at 1B... Optioned back to LHV on 7/2... Tied a career high by slugging 18 homers, posted new career highs in OBP, SLG & OPS...Set LHV Franchise record w/14 TB on 8/10@ROC...Made MLB debut w/DET in 2022: 57G, .145/.197/.308, 4 2B, 5HR, 17RBI, 13R, 8BB, 1-1SB...2022 w/TOL (60G): .274/.327/.535, 12 2B, 6 3B, 13HR, 43RBI, 41R, 20BB, 5-7SB... Drafted by DET in 3rd Round (Texas) of 2018 draft...Son of 7x Cy Young Award winner Roger Clemens... Attended the University of Texas, where he was named the ABCA Co-Player of the Year and a First-Team All-American as a junior in 2018...Was a finalist for the Golden Spikes Award and the Dick Howser Trophy in 2018... Graduated from Memorial High School (Texas)...Ranked 76th nationally in the final 2015 Perfect Game class rankings... Played in 2014 Perfect Game All-American Classic and 2014 PG National Showcase... His brother, Kacy, was selected by TOR in the eighth round of the 2017 MLB Draft...

Season	Team	AVG	G	AB	R	H	2B	3B	HR	RBI	BB	IBB	SO	SB	CS	OBP	SLG	OPS	HBP	SAC	SF
2018	WM	.302	41	149	18	45	10	2	4	17	21	1	27	3	1	.387	.477	.864	1	1	2
2018	LAK	.238	11	42	6	10	2	0	1	3	2	0	12	1	0	.283	.357	.640	1	0	1
2018	2 Teams	.288	52	191	24	55	12	2	5	20	23	1	39	4	1	.365	.450	.815	2	1	3
2019	LAK	.238	115	411	43	98	24	7	11	59	45	2	101	11	3	.314	.411	.725	4	1	8
2019	ERI	.170	13	47	5	8	2	0	1	4	6	0	18	0	0	.278	.277	.555	1	0	0
2019	2 Teams	.231	128	458	48	106	26	7	12	63	51	2	119	11	3	.310	.397	.707	5	1	8
2021	LAK	.182	3	11	0	2	0	0	0	2	0	0	4	0	0	.182	.182	.364	0	0	0
2021	TOL	.247	97	369	66	91	15	6	18	59	36	0	94	4	1	.312	.466	.778	2	0	6
2021	2 Teams	.245	100	380	66	93	15	6	18	61	36	0	98	4	1	.309	.458	.767	2	0	6
2022	TOL	.274	60	241	41	66	12	6	13	43	20	1	71	5	2	.327	.535	.862	0	1	2
2022	DET	.145	57	117	13	17	4	0	5	17	8	0	33	1	0	.197	.308	.505	0	0	2
2023	LHV	.256	62	234	51	60	10	4	18	52	43	0	58	7	3	.373	.564	.937	1	0	1
2023	PHI	.230	49	139	15	32	7	0	4	13	8	0	40	0	0	.277	.367	.644	1	0	0
2024	LHV	.266	68	274	43	73	13	3	14	50	20	0	63	6	1	.322	.489	.811	4	0	3
2024	PHI	.219	44	114	17	25	9	1	5	18	5	0	29	0	0	.258	.447	.705	1	0	0
Career	MILB	.200	150	370	45	74	20	1	14	48	21	0	102	1	0	.246	.373	.619	2	0	2
Career	MILB	.255	470	1778	273	453	88	28	80	289	193	4	448	37	11	.329	.471	.800	14	3	23

CRAWFORD, JUSTIN... OF... B-T: L-R... HT: 6-2; WT: 188... BORN: January 13, 2004, Phoenix, AZ... 2024: Was the recipient of the Paul Owens Award, given to the best hitter in the Phillies Minor League system... Started the season with Jersey Shore (A) and was promoted to Reading (AA) on 7/12... Led all Phillies Minor Leaguers in hits (143) and all Phillies full-season Minor Leaguers in SB (42)... Went 1-for-3 as the leadoff hitter for the National League in the All-Star Futures Game on 7/13 at Globe Life Field... His 27 SB with Jersey Shore ranked T-second in the team's High-A era (2021-24) behind Johan Rojas' 33 in 2022... His .301 AVG was the highest by a BlueClaw since they became a High-A affiliate (min. 250 AB)... Eastern League rankings from 7/19 through the end of the season: first in AVG (.333), tied for second in hits (55) and SB (15), tied for third in 2B (11), fifth in OPS (.835), sixth in SLG (.455), tied for seventh in TB (75), eighth in OBP (.380) and tied for eighth in RBI (26)... Overall, slashed .320/.370/.445 (.815 OPS) with 21 doubles, four triples and seven HR in 436 PA against RHP... Batted .313 with a .536 SLG in 126 PA with RISP... Defensively, appeared in 93 games in CF and posted a .995 fielding percentage in 193 total chances... Following the season, ranked as the No. 4 prospect in the Phillies system by Baseball America and No. 63 prospect in baseball by MLB.com... Named Phillies Hitting Prospect of the Year by MLB Pipeline... Named best hitter for average and fastest base runner in the Phillies farm system by Baseball America following the season... Tallied a 1.010 OPS with Team USA in the Premier 12 Tournament that began in Mexico after the season and concluded with a bronze medal in Tokyo... 2023: Began the year with Clearwater (A)...

2025 IRONPIGS

Led the Threshers in hits and triples and was tied for the lead in doubles... Overall, made 77 starts in CF... Florida State League rankings: 3rd in SB, T-5th in triples, and T-8th in RBI... Slashed .588/.588/1.000 (1.588 OPS) with 3 2B, 2 3B, 4 RBI and 4 SB in 17 PA from 5/29-6/4, earning MLB Pipeline Prospect Team of the Week and FSL Player of the Week honors... Hit his first professional HR on 7/5 vs Palm Beach... Played in the All-Star Futures Game on 7/8... Promoted to Jersey Shore (A) on 8/14... On the temporary inactive list from 7/7-9 and 8/25-28... Named Phillies Minor League Hitter of the Month in August after slashing .412/.474/.632 (1.106 OPS) with 7 2B, 3B, 2 HR, 19 RBI, 9 BB and 6 SB in 17 total games... Appeared in 3 playoff games for Jersey Shore... Named FSL MVP, FSL Top MLB Prospect, a FSL Postseason All-Star and a Baseball America Low Class A All-Star... At the end of the season, listed as the No. 2 and No. 3 prospect in the Phillies organization by Baseball America and MLB.com, respectively, and the No. 77 prospect in the minor leagues by MLB.com... Named a Phillies Organization All-Star by MiLB.com... Named best hitter for average, best athlete and best defensive outfielder in the Phillies system by Baseball America following the season... 2022: Began professional career with Florida Complex League Phillies (R)... Made pro debut, 8/9 at FCL Yankees and stole 3 bases... Finished season with Clearwater... Started his career with a 5-game on-base streak... Participated in Florida Instructional League... Following the season, was named the No. 4 prospect in the Phillies organization by Baseball America... Was named 2022 Male Athlete of the Year by the Las Vegas Sun... In his senior season, posted a .503 AVG (77-153) with 17 2B, 8 3B, 5 HR, 52 RBI, 20 SB, a .553 OBP and a 1.379 OPS in 42 games... Son of former ML All-Star Carl Crawford...

Season	Team	AVG	G	AB	R	H	2B	3B	HR	RBI	BB	IBB	SO	SB	CS	OBP	SLG	OPS	HBP	SAC	SF
2022	F-PHI	.297	11	37	6	11	0	1	0	5	5	0	6	8	3	.395	.351	.746	1	0	0
2022	CLR	.143	5	21	2	3	0	0	0	2	0	0	9	2	1	.217	.143	.360	0	0	0
2022	2 Teams	.241	16	58	8	14	0	1	0	5	7	0	15	10	4	.333	.276	.609	1	0	0
2023	CLR	.344	69	276	51	95	16	6	3	60	25	1	53	40	7	.399	.478	.877	2	2	3
2023	JS	.288	18	73	20	21	6	2	0	4	7	0	16	7	1	.366	.425	.791	2	0	0
2023	2 Teams	.332	87	349	71	116	22	8	3	64	32	1	69	47	8	.392	.467	.859	4	2	3
2024	JS	.301	70	292	54	88	14	4	6	35	21	0	64	27	8	.349	.438	.787	1	2	1
2024	REA	.333	40	165	25	55	11	0	3	26	11	0	29	15	1	.380	.455	.835	2	1	1
2024	2 Teams	.313	110	457	79	143	25	4	9	61	32	0	93	42	9	.360	.444	.804	3	3	2
Career	MILB	.316	213	864	158	273	47	13	12	130	71	1	177	99	21	.371	.442	.813	8	5	5

CRISMATT, NABIL ANTONIO...RHP... B-T: R-R... HT: 6-1; WT: 220... BORN: December 25, 1994, Barranquilla, COL...2024: Signed as a MiLB FA w/LAD...appeared in 5G w/LAD (1-1, 2.57ERA, 7IP, 6K, 0BB)...Signed as MiLB FA w/TEX after 2nd DFA by LAD on 5/22...Released by TEX, 6/25...Signed by SD as MiLB FA, 6/28...Spent rest of season w/El Paso...2024 MiLB: 27G/16GS, 2-4, 5.81ERA, 79IP, 75K, 28BB, 99H...Pitched for Gigantes in the Dominican Winter League (5-2, 3.15ERA, 54.1IP, 49K, 11BB, 45H)... Began 2023 w/SD before being DFA'd and electing FA and signed w/ARI...2022 w/SD: Posted a career-best 2.94 ERA,, Appeared in a career-high 50 games...Signed as a MiLB w/SD prior to the 2021 season: Posted the most innings in relief (81.1 IP) in the Padres bullpen, going 3-1 with a 3.76 ERA (34 ER, 81.1 IP) and 71 SO against 24 BB across 45 appearances...Had his contract selected by SD on April 1 and made his first career Opening Day roster...Signed as a MiLB FA w/STL prior to the 2020 season...Made his MLB debut in the 2nd game of the Aug. 17, 2020 doubleheader at CHC...Signed as a MiLB FA w/SEA prior to the 2019 season...Pitched for Team Colombia in the 2017 World Baseball Classic making one start against the Dominican Republic, also pitched for Colombia in the '23 WBC...

Season	Team	W	L	ERA	G	GS	CG	SHO	SV	IP	H	R	ER	HR	HB	BB	SO	WP	BK	AVG
2012	D-ME1	3	0	3.00	13	0	0	0	0	18.0	14	6	6	0	3	5	17	2	0	.215
2012	D-ME2	1	0	7.36	6	0	0	0	0	7.1	7	6	6	1	3	3	6	1	1	.318
2012	2 Teams	4	0	4.26	19	0	0	0	0	25.1	21	12	12	1	6	8	23	3	1	.241
2012	2 Teams	4	0	4.26	19	0	0	0	0	25.1	21	12	12	1	6	8	23	3	1	.241
2013	D-ME2	4	2	1.33	24	0	0	0	8	40.2	23	8	6	0	5	13	46	2	0	.174
2014	G-MET	1	1	2.25	19	0	0	0	2	28.0	15	8	7	1	0	10	33	0	1	.161
2015	KNG	6	1	2.90	12	8	0	0	0	62.0	52	23	20	6	5	12	63	3	1	.223
2016	BRK	0	1	3.19	8	3	0	0	1	31.0	26	11	11	4	0	4	35	5	0	.218
2016	COL	1	2	1.88	4	3	0	0	0	28.2	20	8	6	1	2	2	32	1	0	.192
2016	BNG	0	1	1.50	1	1	0	0	0	6.0	5	1	1	1	0	1	7	0	0	.227
2016	3 Teams	1	4	2.47	13	7	0	0	1	65.2	51	20	18	6	2	7	74	6	0	.208
2017	SLU	6	13	3.95	26	25	1	0	0	145.2	161	82	64	17	12	36	142	5	0	.278
2018	BNG	8	6	3.59	18	18	1	0	0	105.1	95	49	42	8	7	37	105	6	1	.243
2018	LV	3	4	8.84	9	9	0	0	0	38.2	61	40	38	8	4	19	35	0	1	.365
2018	2 Teams	11	10	5.00	27	27	1	0	0	144.0	156	89	80	16	11	56	140	6	2	.280
2019	ARK	4	5	1.94	14	13	2	1	0	83.2	57	22	18	6	3	11	89	11	0	.186
2019	TAC	0	5	9.06	13	8	0	0	0	46.2	67	51	47	15	1	21	68	0	0	.324
2019	2 Teams	4	10	4.49	27	21	2	1	0	130.1	124	73	65	21	4	32	157	11	0	.242
2020	STL	0	0	3.24	6	0	0	0	0	8.1	6	3	3	2	0	1	8	0	0	.200
2021	ELP	0	0	0.00	3	0	0	0	0	3.2	3	0	0	0	0	1	6	0	0	.214
2021	SD	3	1	3.76	45	0	0	0	0	81.1	87	40	34	10	8	24	71	3	0	.274
2022	ELP	1	0	2.45	3	0	0	0	0	3.2	2	1	1	1	0	0	5	0	0	.154
2022	SD	5	2	2.94	50	1	0	0	0	67.1	57	29	22	5	2	22	65	0	2	.226

2025 IRONPIGS

2023	ELP	0	0	6.94	9	0	0	0	0	11.2	12	9	9	4	1	5	11	1	0	.261
2023	RNO	4	3	6.85	14	9	0	0	0	47.1	59	38	36	10	1	18	44	2	1	.303
2023	SD	0	1	9.82	7	0	0	0	0	11.0	17	12	12	3	1	7	9	2	0	.347
2023	AZ	0	1	0.00	1	0	0	0	0	2.0	2	1	0	0	0	0	3	0	1	.250
2023	2 Teams	4	3	6.86	23	9	0	0	0	59.0	71	47	45	14	2	23	55	3	1	.295
2023	2 Teams	0	2	8.31	8	0	0	0	0	13.0	19	13	12	3	1	7	12	2	1	.333
2023	2 Teams	4	3	6.86	23	9	0	0	0	59.0	71	47	45	14	2	23	55	3	1	.295
2024	OKC	1	0	5.68	4	3	0	0	0	12.2	15	9	8	3	0	0	15	0	1	.288
2024	RR	0	1	7.36	8	0	0	0	0	11.0	18	10	9	1	0	4	10	0	1	.360
2024	ELP	1	3	5.53	15	13	0	0	0	55.1	66	36	34	5	2	24	50	3	1	.293
2024	LAD	1	1	2.57	5	0	0	0	0	7.0	7	3	2	1	0	0	6	0	0	.269
2024	3 Teams	2	4	5.81	27	16	0	0	0	79.0	99	55	51	9	2	28	75	3	3	.303
2024	3 Teams	2	4	5.81	27	16	0	0	0	79.0	99	55	51	9	2	28	75	3	3	.303
Career	MLB	9	6	3.71	114	1	0	0	0	177.0	176	88	73	21	11	54	162	5	3	.258
Career	MILB	44	48	4.22	223	113	4	1	11	787.0	778	418	369	92	49	226	819	42	9	.256

CUAS, JOSE LUIS... RHP... B-T: R-R... HT: 6-3; WT: 215... BORN: June 28, 1994, Santo Domingo, D.R...2024: Began season w/CHC...DFA'd and claimed off waivers by Toronto, 6/23...DFA'd and claimed by PHI, 9/7 and optioned to LHV...13 ML G: 0-0, 7.71ERA, 16.1IP, 17K, 10BB, 19H...30 MiLB G: 2-3, 6.46ERA, 30.2IP, 45K, 18BB, 37H... DFA'd and outrighted to LHV following the season...2023: acquired by Chicago from Kansas City July 31, 2023, for outfielder Nelson Velázquez...Appeared in 27 games for Chicago (one start) going 0-2 with one save, six holds and a 3.04 ERA (8 ER/23.2 IP), a 1.31 WHIP, one save and 19 strikeouts...With Chicago, held opponents to a .205 batting average (17-for-83), the lowest among Cubs relievers with at least 20 games...Stranded 16 of 20 inherited runners with Chicago...Allowed just one run in his first 15 games as a Cub Aug. 2-Sept. 5, posting a 0.61 ERA and a .149 opponent average (7-for-47) in 14.2 innings...Aug. 28 vs. Milwaukee pitched 2.0 innings out of the bullpen, tying his longest-career relief outing (also April 6, 2023 vs. Toronto)...Earned his second career save Sept. 23 vs. Colorado...In 45 games with Kansas City went 3-0 with four holds, a 4.54 ERA (21 ER/41.2 IP) and 52 strikeouts...2022: began the 2022 season at Triple-A Omaha, where he pitched to a 1.74 ERA (4 ER in 20.2 IP) in 20 appearances before being selected on May 30...He pitched a scoreless inning in his Major League debut on May 31 in Cleveland, with his wife, Anais, and brother, Alex, in attendance...Cuas, a Brooklyn native, fulfilled a lifelong dream on July 29, when he spun a scoreless seventh inning at Yankee Stadium...He appeared in both games of Kansas City's Aug. 9 doubleheader vs. the White Sox, earning his first career save in Game 1, before allowing the game-deciding run in the eighth inning of Game 2...Cuas recorded fewer than three outs in 24 of his 47 appearances (51.1%) with the Royals...He had 12 consecutive scoreless appearances that covered eight innings from Aug. 26-Sept. 24... Originally drafted in the 11th Round of the 2015 MLB Draft (Maryland) by Milwaukee as an infielder... Converted to a pitcher prior to the 2018 season...Released by MIL in 2018, signed by the Long Island Ducks, where he began throwing sidearm at the behest of his teammate, Francisco Rodriguez...Signed by Arizona in May 2019 and released in 2020...Re-signed by Long Island and then signed by Kansas City in June 2021... Traded, 7/31/23 to Chicago for Nelson Velazquez...Went to the same high school as Dellin Betances... Was delivering packages for FedEx during the cancelled 2020 MiLB season...

Season	Team	W	L	ERA	G	GS	CG	SHO	SV	IP	H	R	ER	HR	HB	BB	SO	WP	BK	AVG
2018	WIS	2	0	8.38	13	0	0	0	0	19.1	26	18	18	3	4	10	19	3	0	.333
2019	HIL	2	0	0.00	7	0	0	0	3	9.1	1	0	0	0	1	2	6	0	0	.037
2019	KC	3	2	1.64	14	0	0	0	7	22.0	14	6	4	1	2	9	18	5	0	.182
2019	VIS	1	1	2.63	5	0	0	0	0	13.2	15	4	4	1	0	2	11	1	0	.288
2019	3 Teams	6	3	1.60	26	0	0	0	10	45.0	30	10	8	2	3	13	35	6	0	.192
2021	A-ROB	1	0	0.00	2	0	0	0	0	4.1	0	0	0	0	0	0	8	0	0	.000
2021	NWA	3	1	1.95	22	0	0	0	3	32.1	31	11	7	1	2	7	32	0	0	.252
2021	OMA	1	0	0.00	3	0	0	0	0	5.0	2	0	0	0	1	1	4	0	0	.125
2021	3 Teams	5	1	1.51	27	0	0	0	3	41.2	33	11	7	1	3	8	44	0	0	.217
2022	OMA	0	3	1.61	22	0	0	0	3	22.1	17	7	4	1	3	7	21	1	0	.205
2022	KC	4	2	3.58	47	0	0	0	1	37.2	39	18	15	2	6	24	34	1	0	.264
2023	OMA	0	0	9.00	1	0	0	0	1	1.0	1	1	1	1	0	1	2	0	0	.250
2023	KC	3	0	4.54	45	1	0	0	0	41.2	46	21	21	6	4	21	52	2	0	.277
2023	CHC	0	2	3.04	27	1	0	0	1	23.2	17	9	8	2	3	14	19	3	0	.205
2023	2 Teams	3	2	3.99	72	2	0	0	1	65.1	63	30	29	8	7	35	71	5	0	.253
2024	IOW	1	1	6.35	10	0	0	0	1	11.1	11	9	8	1	0	9	24	3	0	.256
2024	BUF	1	1	6.89	16	0	0	0	1	15.2	22	12	12	3	2	7	16	2	0	.333
2024	LHV	0	1	4.91	4	0	0	0	0	3.2	4	2	2	0	1	2	5	1	0	.286
2024	CHC	0	0	7.43	9	0	0	0	0	13.1	16	12	11	3	3	6	14	2	0	.291
2024	TOR	0	0	9.00	4	0	0	0	0	3.0	3	3	3	1	2	4	3	0	0	.250
2024	2 Teams	0	0	7.71	13	0	0	0	0	16.1	19	15	14	4	5	10	17	2	0	.284
2024	3 Teams	2	3	6.46	30	0	0	0	2	30.2	37	23	22	4	3	18	45	6	0	.301
2024	3 Teams	2	3	6.46	30	0	0	0	2	30.2	37	23	22	4	3	18	45	6	0	.301
Career	MLB	7	4	4.37	132	2	0	0	2	119.1	121	63	58	14	18	69	122	8	0	.261
Career	MILB	15	10	3.38	119	0	0	0	19	160.0	144	70	60	12	16	57	166	16	0	.242

2025 IRONPIGS

DALLAS, JACKSON ANTHONY (Jack)... RHP... B-T: R-R... HT: 5-11; WT: 205... BORN: December 18, 1998, Beaumont, TX... RESIDES: Orange, TX... HOW OBTAINED: Signed by Phillies as a non-drafted free agent, 7/29/22... SIGNED BY: Ralph Garr Jr... EDUCATION: 2022 graduate of Lamar University (TX)... 2017 graduate of West Orange-Stark HS (TX)... 2024: Started the season with Jersey Shore (A) and was T-7th in the South Atlantic League in games pitched... From 5/2-8/31, went 4-2 with a 2.81 ERA (13 ER, 41.2 IP) and a 1.20 WHIP (37 H, 13 BB) in 30 outings (2 starts)... On the IL from 8/15-21 (right shoulder inflammation)... Promoted to Reading (AA) on 9/9... 2023: Began the year with Clearwater (A)... Led all Phillies minor league pitchers (min. 65.0 IP) in ERA (1.79)... Did not allow an ER in his first 11 games (17.1 IP)... Set career highs in SO (5) and IP (3.0) on 5/13 at Dunedin... Was tied for the lead among Threshers and was T-4th in the Florida State League in SV... Promoted to Jersey Shore on 6/12... Was T-6th in the SAL in wins... Made 2 postseason appearances, pitching 4.1 scoreless innings and holding hitters to a .071 AVG (1-14)... 2022: Began professional career with Clearwater... Made pro debut, 8/17 at Daytona... Struck out 35.7% (10-28) of batters faced... Participated in Florida Instructional League.

YEAR	CLUB	W-L	ERA	G	GS	CG	SHO	SV	IP	H	R	ER	HR	HB	BB	SO	WP	BK	AVG
2022	Clearwater	0-0	0.00	6	0	0	0	1	7.2	2	0	0	0	0	5	10	0	0	.087
2023	Clearwater	2-2	0.60	19	0	0	0	7	30.0	25	8	2	0	2	12	31	0	0	.227
	Jersey Shore	7-2	2.80	23	0	0	0	0	35.1	24	15	11	1	0	11	38	5	0	.188
2024	Jersey Shore	5-2	3.50	39	3	0	0	0	54.0	47	27	21	3	5	18	55	5	0	.230
	Reading	0-0	0.00	2	0	0	0	0	3.0	1	0	0	0	0	4	0	0	0	.100
Minors Totals		14-6	2.35	89	3	0	0	8	130.0	99	50	34	4	7	46	138	10	0	.208

DISSIN, JORDAN SAMUEL... C... B-T: R-R... HT: 6-0; WT: 198... BORN: May 29, 2002, Bryn Mawr, PA... RE-SIDES: Mission Viejo, CA... HOW OBTAINED: Selected by Phillies in 12th round of 2022 MLB Draft... EDUCATION: 2022 graduate of Saddleback College (CA)... Also attended University of Richmond (VA)... 2020 graduate of Malvern Prep HS (PA)... 2024: Spent most of the year with Jersey Shore (A)... Had a career-high 4 RBI on 6/11 vs Wilmington... Slashed .300/.375/.620 (.995 OPS) with 5 HR and 12 RBI in June (56 PA)... Promoted to Reading (AA) on 9/6... Named best defensive catcher in the Phillies farm system by Baseball America at the end of the season... Played for Glendale in the Arizona Fall League... 2023: Spent the season with Clearwater (A), playing in 62 games (59 starts) at catcher... Threw out 23.5% (20-85) of attempted base stealers... Slashed .327/.411/.429 (.840 OPS) against LHP (56 PA)... Slashed .316/.381/.474 (.855 OPS), going 6-for-19 in 6 playoff games... Florida State League postseason rankings: T-2nd in TB (9) & hits, 4th in AVG & SLG, 5th in OPS and 9th in OBP... Named best defensive catcher in the Phillies minor league system by Baseball America following the season... 2022: Began professional career with Florida Complex League Phillies (R)... Made pro debut, 8/6 at FCL Blue Jays... Did not commit an error in 36 total chances... Participated in Florida Instructional League.

YEAR	CLUB	AVG	G	AB	R	H	2B	3B	HR	RBI	SH	SF	HP	BB	SO	SB	CS	OBP	SLG	OPS	E
2022	FCL Phillies	.353	10	17	3	6	0	0	0	0	0	0	2	5	6	0	0	.542	.353	.895	0
2023	Clearwater	.252	65	226	40	57	10	1	4	35	1	1	3	32	83	1	4	.351	.358	.709	7
2024	Jersey Shore	.214	78	252	43	54	7	0	9	41	0	3	8	39	77	3	1	.334	.349	.683	6
	Reading	.188	6	16	4	3	0	0	0	0	0	0	2	5	4	0	0	.435	.188	.623	2
Minors Totals		.235	159	511	90	120	17	1	13	76	1	4	15	81	170	4	5	.354	.348	.702	15

FARQUHAR, TRENT JOSEPH... INF... B-T: L-R... HT: 5-7; WT: 178... BORN: March 12, 2001, Dearborn, MI... RESIDES: Highland, MI... HOW OBTAINED: Signed by Phillies as a non-drafted free agent, 7/19/23... SIGNED BY: Derrick Ross... EDUCATION: Attended Michigan State University and Bowling Green State University (OH)... 2019 graduate of Lakeland HS (MI)... MISC: Earned Second Team All-Big Ten honors after going 73-for-213 (.343 AVG) with 19 2B, 2 HR, 35 RBI and 43 BB during his junior season at Michigan State... 2024: Started the season with Clearwater (A)... Named Florida State League Player of the Week (4/22-28) after slashing .375/.706/.875 (1.581 OPS) in 5 games... FSL rankings during his games with the Threshers (4/7-5/28): 1st in OBP, T-1st in BB, 2nd in OPS and T-4th in AVG... Had a career-high 5 hits on 5/26 at St. Lucie... On the IL from 5/29-7/18 (right hand hamate fracture), which included a rehab assignment with Florida Complex League Phillies (R)... Promoted to Jersey Shore (A) on 7/19... Had multiple hits in 5 straight games from 8/21-25, the longest such streak by a BlueClaws player... Promoted to Reading (AA) on 9/9... Posted a .980 fielding percentage (246 TC) in appearances at 2nd base, 3rd base and SS... 2023: Began professional career with FCL Phillies... Had a SB in 3 straight games from 8/14-22, tied for the longest such streak by an FCL Phillies player... In 8 August games, slashed .345/.424/.379 (.803 OPS) in 33 PA... Promoted to Clearwater on 8/31... Overall, appeared in games at 2nd base and 3rd base and had a 1.000 fielding percentage (64 TC).

YEAR	CLUB	AVG	G	AB	R	H	2B	3B	HR	RBI	SH	SF	HP	BB	SO	SB	CS	OBP	SLG	OPS	E
2023	FCL Phillies	.324	10	34	7	11	2	0	0	4	0	0	2	5	4	5	0	.439	.382	.821	0
	Clearwater	.167	6	18	5	3	2	0	0	1	1	0	0	5	4	0	0	.348	.278	.626	0
2024	Clearwater	.314	32	105	19	33	7	1	1	12	0	1	3	35	26	9	1	.493	.429	.922	1
	FCL Phillies	.143	3	7	1	1	0	0	0	1	0	0	2	0	2	0	0	.333	.143	.476	0
	Jersey Shore	.257	38	140	27	36	7	2	0	10	1	1	8	22	34	19	4	.386	.336	.722	4
	Reading	.389	5	18	2	7	1	0	0	0	0	0	0	2	1	0	2	.450	.444	.894	0

2025 IRONPIGS

Minors Totals .283 94 322 61 91 19 3 1 28 2 2 15 69 71 33 7 .429 .370 .799 5

FAUSNAUGHT, BRAEDEN SCOTT... LHP... B-T: L-L... HT: 6-3; WT: 234... BORN: July 29, 1999, Danville, PA... RESIDES: Danville... HOW OBTAINED: Signed by Phillies as a non-drafted free agent, 7/30/22... SIGNED BY: Jeff Zona Jr... EDUCATION: 2022 graduate of West Chester University (PA)... Also attended Harford Community College (MD)... 2017 graduate of Danville HS (PA)... 2024: Began the season with Jersey Shore (A) and led the club in wins, starts and IP... Picked T-3rd in the South Atlantic League in wins... Set a career-high with 9 SO on 4/16 vs Brooklyn... Named SAL Pitcher of the Week (4/29-5/5) after pitching 6.0 scoreless innings with 8 SO and earning the win on 5/4 vs Bowling Green... Pitched a career-high 7.0 IP on 7/19 at Brooklyn... Posted a 2.88 ERA (8 ER, 25.0 IP) in 5 July games (4 starts)... Promoted to Reading (AA) on 8/12... Threw the first complete game of his career (6.0 IP) on 8/29 at Somerset... 2023: Spent the season with Clearwater (A)... On the IL from 5/1-6/2 (left triceps strain)... Held hitters to a .191 AVG (17-89) in 24.2 IP in August... Made 2 postseason appearances (1 start)... 2022: Began professional career with Florida Complex League Phillies (R)... Made his pro debut, 8/20 at FCL Tigers... Participated in Florida Instructional League.

YEAR	CLUB	W-L	ERA	G	GS	CG	SHO	SV	IP	H	R	ER	HR	HB	BB	SO	WP	BK	AVG
2022	FCL Phillies	0-0	0.00	2	0	0	0	0	2.0	0	0	0	0	0	3	0	0	0	.000
2023	Clearwater	2-4	4.57	24	7	0	0	1	63.0	54	39	32	4	2	39	64	7	1	.229
2024	Jersey Shore	8-3	3.65	19	18	0	0	0	98.2	89	45	40	12	2	32	90	5	1	.241
	Reading	1-3	3.29	5	5	#1	0	0	27.1	30	14	10	1	1	8	32	0	1	.273
Minors Totals		11-10	3.86	50	30	1	0	1	191.0	173	98	82	17	5	79	189	12	3	.240

Tied for league lead

FERGUS, CADE... OF... B-T: R-R... HT: 6-2; WT: 191... BORN: August 22, 2000, Hollywood, FL... RESIDES: Plantation, FL... HOW OBTAINED: Selected by Phillies in 13th round of 2022 MLB Draft... SIGNED BY: Jeff Zona Jr... EDUCATION: 2022 graduate of George Washington University (DC)... 2018 graduate of St. Thomas Aquinas HS (FL)... MISC: Named to Atlantic-10 All Conference First Team in 2022... In his collegiate senior season, posted a slash line of .315/.405/.601 and hit 13 HR... 2024: Started the season with Jersey Shore (A)... Posted a .388 OBP in May (67 PA)... Promoted to Lehigh Valley (AAA) on 6/5... Transferred to Reading (AA) on 6/8 for the remainder of the season... On the IL from 6/14-7/2 (right groin strain)... Defensively, played all 3 OF positions... 2023: Began the year with Clearwater (A)... Was T-8th in the Florida State League and led the Threshers in HR... Slashed .351/.413/.684 (1.097 OPS) with 7 2B, 4 HR and 17 RBI in May (63 PA)... Promoted to Jersey Shore on 8/6... According to Baseball America, rated as having the best arm of all Phillies outfield prospects following the season... 2022: Began professional career with Clearwater... Made his pro debut, 8/2 at Tampa and belted a solo HR... Defensively, made starts in CF (22) and RF (6)... Participated in Florida Instructional League.

YEAR	CLUB	AVG	G	AB	R	H	2B	3B	HR	RBI	SH	SF	HP	BB	SO	SB	CS	OBP	SLG	OPS	E
2022	Clearwater	.168	29	95	14	16	1	1	4	12	0	0	6	14	51	6	1	.313	.326	.639	1
2023	Clearwater	.255	74	220	48	56	14	2	12	47	0	4	8	29	90	10	1	.356	.500	.856	1
	Jersey Shore	.070	14	43	6	3	1	0	0	2	0	0	2	8	26	4	2	.245	.093	.338	0
2024	Jersey Shore	.237	34	93	20	22	1	2	4	16	0	0	6	16	40	9	1	.383	.419	.802	1
	LHV	.000	1	2	0	0	0	0	0	0	1	0	0	0	2	0	0	.000	.000	.000	0
	Reading	.202	37	119	14	24	4	0	4	13	0	0	4	14	54	7	2	.307	.336	.643	4
Minors Totals		.212	189	572	102	121	21	5	24	90	1	4	26	81	263	36	7	.334	.392	.726	7

GARNETT, TRISTAN JEROME... LHP... B-T: L-L... HT: 6-6; WT: 240... BORN: March 29, 1998, Portland, OR... 2024: Spent most of the season with Reading, 31G, 1-3, 2.87 ERA, 37.2IP, 50K, 26BB, 27H, one G w/LHV... On IL from 7/9-9/3 (Appendectomy Surgery)... Pitched in the Arizona Fall League with Glendale... 2023: Began the season with High-A Jersey Shore, Posted a 0.45 ERA (1 ER, 20.0 IP) with a 0.70 WHIP (8 H, 6 BB) and a .125 OPP AVG (8-64) in his final 17 outings with the BlueClaws... Didn't allow a run in his first seven AA appearances (8IP, 14K, 1BB, 2H) following promotion on 8/3... From five outings prior to his promotion and then his next seven at AA, went 13.1IP scoreless over 12 outings... Did not allow an ER in 23 straight games (27.1 IP) from 6/9-8/27, the longest such streak in minor league baseball... 2022: Ranked 3rd among all Phillies minor league pitchers with a 1.80 ERA (min. 35.0 IP)... Attended DriveLine prior to the 2022 season... started all but one of his 17 appearances w/Cal-State Dominguez Hills, going 7-7 with a 4.56 ERA in 94.2 innings thrown... Originally signed by the Phillies as an UDFA on 7/20/21... Spent 2019-21 with Cal State Dominguez Hills and 2018 with Linn Benton College...

Season	Team	W	L	ERA	G	GS	CG	SHO	SV	IP	H	R	ER	HR	HB	BB	SO	WP	BK	AVG
2021	F-PHI	1	3	6.57	7	0	0	0	0	12.1	21	9	9	2	0	6	14	2	0	.382
2022	F-PHI	0	0	0.00	1	0	0	0	0	1.2	1	0	0	0	0	1	0	0	0	.200
2022	CLR	3	1	1.86	19	0	0	0	2	29.0	20	7	6	2	2	5	43	1	0	.196
2022	JS	0	0	2.08	3	0	0	0	0	4.1	6	1	1	0	0	0	6	0	0	.316
2022	3 Teams	3	1	1.80	23	0	0	0	2	35.0	27	8	7	2	2	6	49	1	0	.214
2023	JS	3	3	2.39	34	0	0	0	1	37.2	25	16	10	2	1	15	36	6	1	.191
2023	REA	1	1	0.68	12	0	0	0	1	13.1	9	4	1	0	0	4	20	3	0	.184
2023	2 Teams	4	4	1.94	46	0	0	0	2	51.0	34	20	11	2	1	19	56	9	1	.189

2025 IRONPIGS

2024	CLR	0	0	0.00	2	0	0	0	0	2.1	2	0	0	0	0	2	4	0	0	.222
2024	REA	1	3	2.87	31	0	0	0	1	37.2	27	15	12	2	1	26	50	3	0	.197
2024	LHV	0	0	0.00	1	0	0	0	0	1.0	0	0	0	0	0	2	0	0	0	.000
2024	3 Teams	1	3	2.63	34	0	0	0	1	41.0	29	15	12	2	1	28	56	3	0	.195
Career	MILB	9	11	2.52	110	0	0	0	5	139.1	111	52	39	8	4	59	175	15	1	.218

HARPER, DANIEL HAYES... RHP... B-T: R-R... HT: 6-4; WT: 228... BORN: June 1, 1999, Merriam, KS... RESIDES: Fairway, KS... HOW OBTAINED: Selected by Phillies in 17th round of 2022 MLB Draft... SIGNED BY: Timi Moni... EDUCATION: 2022 graduate of the University of Kentucky... 2017 graduate of Bishop Miege HS (KS)... 2024: Started the season with Jersey Shore (A)... Ranked T-5th in the South Atlantic League in SV... Struck out 36.5% of batters with the BlueClaws (38-104)... His 8-game scoreless streak (9.1 IP) from 5/3-26 was the longest such streak by a Jersey Shore player... Promoted to Reading (AA) on 6/24... Had a 2.14 ERA (5 ER, 21.0 IP) over a 17-game span from 7/5-9/4... 2023: Began the season on IL (right elbow surgery)... Reinstated by Clearwater (A) on 6/9... Earned his first professional win on 8/19 vs Dunedin (2.0 IP, 0 R)... Had 3 SO in 4.0 IP over 2 scoreless playoff outings... 2022: Began professional career with Clearwater... Made his pro debut, 8/12 vs St. Lucie... Did not allow an ER in 6 of 7 appearances... Participated in Florida Instructional League.

YEAR	CLUB	W-L	ERA	G	GS	CG	SHO	SV	IP	H	R	ER	HR	HB	BB	SO	WP	BK	AVG
2022	Clearwater	0-0	1.08	7	0	0	0	1	8.1	9	3	1	0	0	3	7	0	0	.281
2023	Clearwater	2-1	6.42	23	0	0	0	1	33.2	42	26	24	1	0	25	27	5	2	.313
2024	Jersey Shore	0-3	2.08	23	0	0	0	7	26.0	15	9	6	1	1	10	38	2	1	.163
	Reading	3-1	3.60	21	0	0	0	2	25.0	24	11	10	2	1	10	23	0	0	.270
Minors Totals		5-5	3.97	74	0	0	0	11	93.0	90	49	41	4	2	48	95	7	3	.259

HEJKA, JOSH... RHP... B-T: R-R... HT: 5-11; WT: 190... BORN: March 20, 1997, Dearborn, MI... RESIDES: Dearborn... HOW OBTAINED: Acquired from NYM in exchange for cash considerations, 2/5/25... EDUCATION: Attended Johns Hopkins University (MD)... 2015 graduate of Divine Child HS (MD)... MISC: Originally signed by NYM as a non-drafted free agent, 6/27/19... In 2019 at JHU, set the single-season appearance record with 25 and finished his collegiate career as the program's all-time leader in SV with 15... SIGNED BY: Bryan Hayes... 2024: Began the season with Brooklyn (A) in the NYM organization... South Atlantic League rankings from the beginning of the season through June (min. 35.0 IP): 5th in ERA & WHIP (0.95) and 10th in OPP AVG... Promoted to Binghamton (AA) on 7/1 and to Syracuse (AAA) on 9/6... Transferred back to Binghamton on 9/12... 2023: Missed the entire season (right elbow surgery)... 2022: Started the season with Brooklyn and made 6 scoreless appearances before being promoted to Binghamton on 5/2... Made 2 appearances with Syracuse before finishing the season with Binghamton... Had a career-high 5 SO on 8/28 vs Worcester... 2021: Pitched for Brooklyn, Binghamton and Syracuse... Held RHH to a .174 AVG (4-23) with Binghamton... Posted a 2.45 ERA (10 ER, 36.2 IP) over his final 18 games with Brooklyn... 2020: Did not pitch... 2019: Began professional career with Kingsport (R) and also pitched for Brooklyn... Started his career with 13 consecutive scoreless outings (10.2 IP)... Earned his first win on 8/6 vs Hudson Valley... Overall, 20 of his 22 outings were scoreless.

YEAR	CLUB	W-L	ERA	G	GS	CG	SHO	SV	IP	H	R	ER	HR	HB	BB	SO	WP	BK	AVG
2019	Kingsport	0-0	0.00	11	0	0	0	3	8.1	4	0	0	0	0	2	10	0	0	.129
	Brooklyn	2-0	2.25	11	0	0	0	1	12.0	13	5	3	0	2	3	14	1	0	.260
2020	Did not pitch																		
2021	Brooklyn	2-1	3.28	24	0	0	0	1	49.1	58	30	18	1	5	11	40	1	0	.296
	Binghamton	0-0	3.72	6	0	0	0	0	9.2	5	4	4	0	4	1	6	0	0	.147
	Syracuse	0-0	10.13	3	0	0	0	0	2.2	7	3	3	1	0	1	1	0	0	.467
2022	Brooklyn	1-0	0.00	6	0	0	0	1	7.2	5	0	0	0	0	2	10	0	0	.179
	Binghamton	4-2	4.99	25	0	0	0	1	39.2	49	28	22	4	3	18	38	3	1	.302
	Syracuse	0-1	8.53	2	2	0	0	0	6.1	7	6	6	2	2	7	1	0	0	.292
2023	Injured – Did not pitch																		
2024	Brooklyn	1-2	1.77	22	0	0	0	5	35.2	25	9	7	0	4	9	31	0	0	.195
	Binghamton	0-1	6.30	14	0	0	0	0	20.0	27	15	14	3	3	5	17	2	0	.310
	Syracuse	0-0	16.20	2	0	0	0	0	1.2	5	7	3	0	3	0	0	1	0	.500
Minors Totals		10-73	3.73	126	2	0	0	12	193.0	205	107	80	11	26	54	174	9	1	.268

HENRY, PAYTON ANTHONY... C... B-T: R-R... HT: 6-1; WT: 229... BORN: June 24, 1997, American Fork, UT... Slashed .274/.337/.432 (.769 OPS) with nine XBH and 18 RBI in 27 games (104 PA) for Buffalo (AAA) in TOR's system... Was on the injured list from 6/1-9/17 after being struck in the head on a backswing during the game on 5/31... Returned to Buffalo's lineup on 9/18 and went 5-for-9 with two doubles and an RBI in 10 PA across three of the team's final five games... 2023: Spent the entirety of the 2023 season with Milwaukee's Triple-A team in Nashville... Appeared in 65 games for the Sounds, setting career-highs in batting average (.294) and OPS (.795), while registering 11 doubles, nine home runs and 35 RBI... Traded back to MIL for Reminton Batista, 11/10/22... Made first Opening Day Roster /MIA in 2022... Made ML debut w/MIA in 2021... Traded to MIA, 7/31/21 for John Curtiss... Won a Minor League Gold Glove Award in 2018 with just three errors in 93 games behind the plate (.996 fielding percentage)... 2019 Carolina League All-Star... 2018 MWL All-Star... Originally drafted by MIL in the 6th Round of the 2016 MLB Draft... Committed to Brigham

2025 IRONPIGS

Young University prior to signing with Milwaukee in 2016...2015 Utah Mr. Baseball and Gatorade Player of the Year after batting .527 with nine home runs during his junior season...

Season	Team	AVG	G	AB	R	H	2B	3B	HR	RBI	BB	IBB	SO	SB	CS	OBP	SLG	OPS	HBP	SAC	SF
2016	A-BRW	.256	24	82	15	21	7	0	0	17	6	0	19	0	1	.333	.341	.674	4	0	1
2017	HEL	.242	55	207	38	50	17	1	7	33	30	0	69	1	0	.344	.435	.779	3	0	1
2018	WIS	.234	98	337	44	79	15	2	10	41	38	0	124	1	3	.327	.380	.707	10	1	3
2019	CAR	.242	121	430	49	104	22	1	14	75	26	1	142	1	1	.315	.395	.710	22	0	4
2021	BLX	.315	30	111	11	35	5	1	1	10	12	1	32	0	0	.392	.405	.797	2	0	0
2021	NAS	.262	19	61	7	16	3	0	1	9	4	0	17	0	0	.338	.361	.699	4	0	2
2021	JAX	.188	22	69	7	13	2	0	4	8	10	0	26	0	1	.300	.391	.691	1	0	0
2021	MIA	.267	5	15	0	4	1	0	0	0	1	0	5	0	0	.313	.333	.646	0	0	0
2021	3 Teams	.266	71	241	25	64	10	1	6	27	26	1	75	0	1	.351	.390	.741	7	0	2
2021	2 Teams	.223	41	130	14	29	5	0	5	17	14	0	43	0	1	.318	.377	.695	5	0	2
2022	F-MRL	.417	5	12	4	5	1	0	2	3	1	0	3	0	0	.500	1.000	1.500	1	0	0
2022	JUP	.111	3	9	0	1	0	0	0	1	2	0	3	0	0	.333	.111	.444	1	0	0
2022	JAX	.239	21	71	13	17	3	0	1	9	7	0	28	0	0	.325	.324	.649	3	0	2
2022	MIA	.143	15	28	2	4	0	0	0	4	5	0	8	0	0	.314	.143	.457	2	0	0
2022	3 Teams	.250	29	92	17	23	4	0	3	13	10	0	34	0	0	.349	.391	.740	5	0	2
2023	NAS	.294	65	238	32	70	11	0	9	35	12	0	59	0	1	.341	.454	.795	5	0	0
2024	BUF	.274	27	95	13	26	6	0	3	18	7	0	19	0	0	.337	.432	.769	2	0	0
Career	MLB	.186	20	43	2	8	1	0	0	4	6	0	13	0	0	.314	.209	.523	2	0	0
Career	MILB	.254	490	1722	233	437	92	5	52	259	155	2	541	3	7	.334	.404	.738	58	1	13

JOHNSON, SETH WILLIAM... RHP... B-T: R-R... HT: 6-1; WT: 205... BORN: September 19, 1998, Concord, NC... 2024: Began the season with Bowie (AA) in BAL's organization... Traded along with RHP Moises Chace from the Orioles to the Phillies in exchange for LHP Gregory Soto and was optioned to Reading (AA)...Combined to go 2-2, 2.93 ERA (10 ER, 30.2 IP) and 28 SO over seven starts with Reading and Lehigh Valley (AAA)...Named Phillies Minor League Co-Pitcher of the Month for August (2-1, 1.52 ERA, 4 ER, 23.2 IP in five starts)...Named International League Pitcher of the Week, 8/26-9/1...Recalled on 9/8 and made his MLB debut in a start at MIA...Optioned to Lehigh Valley on 9/9... 2023: Added to the Orioles 40-man roster prior to the start of the season...Began rehab from Tommy John surgery, appearing at four different levels...2022: Underwent Tommy John surgery missing the rest of the season...Traded from the Rays to the Orioles as part of a three-team trade on August 1, 2022, in which the Rays acquired José Siri from the Houston Astros, the Astros acquired Trey Mancini from Baltimore and Jayden Murray from Tampa Bay, and the Orioles also acquired Chayce McDermott from the Astros... Originally drafted in 1st round (40th overall) by Tampa Bay in the 2019 MLB Draft out of Campbell University...Signed for \$1.72 million...Spent two years at Louisburg Junior College where he was a two-way player...Transferred to Campbell and focused solely on pitching...

Season	Team	W	L	ERA	G	GS	CG	SHO	SV	IP	H	R	ER	HR	HB	BB	SO	WP	BK	AVG
2019	PRN	0	1	5.14	4	4	0	0	0	7.0	10	5	4	0	0	1	9	0	0	.345
2019	G-RAY	0	0	0.00	5	5	0	0	0	10.0	7	0	0	0	0	2	7	1	0	.189
2019	2 Teams	0	1	2.12	9	9	0	0	0	17.0	17	5	4	0	0	3	16	1	0	.258
2021	CHS	6	6	2.88	23	16	0	0	0	93.2	86	43	30	7	5	33	115	7	1	.243
2022	BG	1	1	3.00	7	7	0	0	0	27.0	23	9	9	4	0	11	41	1	0	.232
2023	F-ORI	0	0	0.00	1	1	0	0	0	1.0	1	0	0	0	0	0	2	0	0	.250
2023	DEL	0	0	0.00	1	1	0	0	0	2.0	1	0	0	0	0	0	1	0	0	.143
2023	ABD	0	1	8.31	2	2	0	0	0	4.1	4	4	4	0	0	3	7	1	0	.235
2023	BOW	0	0	3.00	1	1	0	0	0	3.0	3	2	1	1	0	2	4	0	0	.250
2023	4 Teams	0	1	4.35	5	5	0	0	0	10.1	9	6	5	1	0	5	14	1	0	.225
2024	BOW	0	6	2.63	18	18	0	0	0	65.0	51	24	19	5	0	35	61	11	0	.219
2024	REA	0	1	3.52	2	2	0	0	0	7.2	8	3	3	2	1	1	9	0	0	.258
2024	LHV	2	1	2.74	5	5	0	0	0	23.0	15	7	7	2	1	14	19	1	0	.185
2024	PHI	0	1	34.71	1	1	0	0	0	2.1	8	9	9	1	0	3	0	0	0	.571
2024	3 Teams	2	8	2.73	25	25	0	0	0	95.2	74	34	29	9	2	50	89	12	0	.214
2024	2 Teams	0	7	2.72	20	20	0	0	0	72.2	59	27	22	7	1	36	70	11	0	.223
Career	MLB	0	1	34.71	1	1	0	0	0	2.1	8	9	9	1	0	3	0	0	0	.571
Career	MILB	9	17	2.84	69	62	0	0	0	243.2	209	97	77	21	7	102	275	22	1	.231

KEMP, OTTO SEVERSON... INF... B-T: R-R... HT: 5-11; WT: 185... BORN: September 9, 1999, Fullerton, CA... 2024: Played in 123 games across four Minor League levels and slashed .285/.392/.489 with an .881 OPS in 529 plate appearances...Led all Phillies Minor Leaguers in PA (529), runs (82), triples (nine) and XBH (49)...Defensively, combined to play 90 games at third base, 22 games at second base, six games at first base and two games in RF...Was tied for eighth in the South Atlantic League in triples (five)...Was tied for sixth in the Eastern League in HBP (13)...Began the season on the Minor League IL with a left oblique strain; included rehab assignments with Clearwater (A) and Jersey Shore (A)... Reinstated by Reading (AA) and transferred to Jersey Shore on 4/27...Named Phillies Minor League Hitter of the Month for May after slashing .337/.453/.581 (1.034 OPS) with seven doubles, four triples, two HR and 13 RBI in 24 games... Scored a run in seven straight games from 5/24-6/1, the longest such streak by a BlueClaws player this year...Had his first

2025 IRONPIGS

professional multi-HR game on 6/5 at Greensboro...Promoted to Reading on 6/10 and had a 20-game on-base streak from 7/27-8/21, the longest such streak of the season on the club...Promoted to Lehigh Valley (AAA) on 9/6...Overall, batted .306 with a .522 SLG, seven HR and 53 RBI in 163 PA with RISP...Played for Glendale in the Arizona Fall League after the season and ranked second in the AFL in RBI (22), SLG (.733) and OPS (1.193), T-second in HR (six) and seventh in OBP (.460)... 2023: Began season with Single-A Clearwater, promoted to JS, 8/2, 109G, .243/.360/.376, 7HR, 53RBI... Began pro career in 2022 with FCL Phillies...Played at Point Loma Nazarene University in California from 2019-22... Knee ailments in high school kept him from playing his senior season...In college, a blood clot ended his 2019 season short before losing 2020 to the COVID-19 pandemic and a torn labrum... Signed as an UDFA w/PHI in August 2022 out of Point Loma Nazarene University...

Season	Team	AVG	G	AB	R	H	2B	3B	HR	RBI	BB	IBB	SO	SB	CS	OBP	SLG	OPS	HBP	SAC	SF
2022	F-PHI	.500	4	10	4	5	0	0	0	2	4	0	3	2	0	.643	.500	1.143	0	0	0
2022	CLR	.128	12	39	6	5	0	0	0	1	7	0	13	0	0	.292	.128	.420	2	0	0
2022	2 Teams	.204	16	49	10	10	0	0	0	3	11	0	16	2	0	.371	.204	.575	2	0	0
2023	CLR	.251	78	263	57	66	12	5	7	43	49	1	79	17	4	.388	.414	.802	13	0	5
2023	JS	.223	31	112	14	25	5	1	0	10	8	0	30	4	3	.286	.286	.572	3	0	3
2023	2 Teams	.243	109	375	71	91	17	6	7	53	57	1	109	21	7	.360	.376	.736	16	0	8
2024	CLR	.500	5	14	4	7	2	1	1	3	3	1	3	2	1	.650	1.000	1.650	3	0	0
2024	JS	.333	41	150	35	50	8	5	4	22	21	2	29	8	2	.440	.533	.973	9	0	2
2024	REA	.258	64	233	38	60	12	3	11	39	23	0	62	9	5	.353	.476	.829	13	0	3
2024	LHV	.200	13	45	5	9	2	0	0	2	5	0	18	1	1	.333	.244	.577	4	0	0
2024	4 Teams	.285	123	442	82	126	24	9	16	66	52	3	112	20	9	.392	.489	.881	29	0	5
Career	MILB	.262	248	866	163	227	41	15	23	122	120	4	237	43	16	.377	.424	.801	47	0	13

KENNEDY, CLIFTON LEWIS (Buddy)... INF...B-T: R-R... HT: 5-10; WT: 190... BORN: October 5, 1998, Millville, NJ... 2024: DFA'd by STL, 2/27/24 and claimed by DET... Split the season between the DET organization and the Phillies...Opened the season with Toledo (AAA) but appeared in six games with DET and slashed .200/.308/.500 (.808 OPS) with one HR and four RBI... DFA'd by Detroit, 6/3...Traded to PHI for cash and optioned to LHV, 6/7... Appeared in eight games (two starts) for the Phillies across three stints; 8/26-27, 9/6-16 and 9/29-end of season...Made his Phillies debut as a defensive replacement at third base in the eighth inning on 9/6 at MIA...Notched his first hit and RBI as a Phillie on 9/10 vs TB...Made his first start with the Phillies on 9/13 vs NYM at third base... On 9/15 vs NYM, collected his first career game-tying hit in the eighth inning or later; the double was his first XBH as a Phillie...In 67 games with the IronPigs, slashed .294/.400/.500 with 19 doubles, one triple, 10 HR, 30 XBH, 41 walks and 44 runs scored...Set a Lehigh Valley franchise record with a 40-game on-base streak from 6/12-8/1...At the time of his second promotion, his 31 doubles between Lehigh Valley and Toledo ranked tied for second in the International League; ended the year tied for sixth...Was a part of the club's stay-ready camp for the duration of the postseason...2023: DFA'd by Ari, 9/6/23, claimed by OAK, 9/9/23...DFA'd by OAK, 10/25/23 and claimed by STL...2022: Hit .217 (18-for-83) with two doubles, two triples, one home run, 12 RBI and eight walks over 30 games in his first season with Arizona...appeared in 22 games at second base, three at DH and two at third... Selected from Triple-A Reno on June 17 and made his Major League debut vs. Twins as designated hitter...recorded his first hit (single off Devin Smeltzer) in his third at-bat... Was optioned to Reno on Aug. 2... batted .261 (86-for-330) with 14 doubles, three triples, seven homers, 40 RBI, 54 walks and eight stolen bases with the Aces... Grandfather, Don Money, played in MLB for the Phillies and Brewers...Close friends with Mike Trout (hunts with him in the offseason)... Was the first player drafted out of Millville High School since Trout (2009)...

Season	Team	AVG	G	AB	R	H	2B	3B	HR	RBI	BB	IBB	SO	SB	CS	OBP	SLG	OPS	HBP	SAC	SF
2017	A-DBA	.270	50	178	29	48	9	8	0	20	19	0	47	7	2	.343	.410	.753	2	0	2
2018	MIS	.327	57	226	46	74	17	1	4	32	26	0	34	2	0	.396	.465	.861	1	0	2
2019	KC	.262	101	385	50	101	18	4	7	49	47	2	81	4	4	.342	.384	.726	2	0	4
2021	HIL	.315	30	111	15	35	5	0	5	20	11	0	25	9	2	.386	.495	.881	3	0	2
2021	AMA	.278	66	237	46	66	6	2	17	40	39	1	73	7	2	.384	.536	.920	2	0	1
2021	2 Teams	.290	96	348	61	101	11	2	22	60	50	1	98	16	4	.384	.523	.907	5	0	3
2022	RNO	.261	93	330	55	86	14	3	7	40	54	0	76	8	4	.363	.385	.748	3	0	7
2022	AZ	.217	30	83	10	18	2	2	1	12	8	0	23	0	0	.287	.325	.612	1	0	2
2023	RNO	.318	90	337	76	107	24	8	5	46	70	2	68	3	3	.444	.481	.925	8	0	2
2023	LV	.216	11	37	6	8	0	0	0	4	6	0	13	0	0	.326	.216	.542	1	0	2
2023	AZ	.167	10	24	1	4	1	0	0	1	4	0	6	0	0	.310	.208	.518	1	0	0
2023	2 Teams	.307	101	374	82	115	24	8	5	50	76	2	81	3	3	.432	.455	.887	9	0	4
2023	2 Teams	.307	101	374	82	115	24	8	5	50	76	2	81	3	3	.432	.455	.887	9	0	4
2024	TOL	.234	39	141	25	33	12	0	3	14	19	0	39	2	1	.331	.383	.714	2	0	1
2024	LHV	.294	67	248	44	73	19	1	10	35	41	1	45	2	1	.400	.500	.900	6	0	5
2024	DET	.200	6	10	2	2	0	0	1	4	2	0	4	1	0	.308	.500	.808	0	0	1
2024	PHI	.182	8	11	1	2	1	0	0	2	2	0	3	0	0	.308	.273	.581	0	0	0
2024	2 Teams	.190	14	21	3	4	1	0	1	6	4	0	7	1	0	.308	.381	.689	0	0	1
2024	2 Teams	.272	106	389	69	106	31	1	13	49	60	1	84	4	2	.376	.458	.834	8	0	6
2024	2 Teams	.272	106	389	69	106	31	1	13	49	60	1	84	4	2	.376	.458	.834	8	0	6
Career	MLB	.203	54	128	14	26	4	2	2	19	16	0	36	1	0	.295	.313	.608	2	0	3

2025 IRONPIGS

Career MILB .283 604 2230 392 631 124 27 58 300 332 6 501 44 19 379 441 820 30 0 28

KING, CHARLES FUGGITT... RHP... B-T: R-R... HT: 6-5; WT: 213... BORN: JANUARY 6, 1998, Coppell, TX... RE-SIDES: Irving, TX... HOW OBTAINED: Signed by Phillies as a non-drafted free agent, 2/2/24... SIGNED BY: Tommy Field... EDUCATION: Attended Texas Christian University... 2016 graduate of Coppell HS (TX)... 2024: Began professional career with Jersey Shore (A)... Before his IL stint from 6/10-7/22 (right oblique strain), 14 of his 18 appearances were scoreless... Made rehab appearances with Florida Complex League Phillies (R) and Clearwater (A)... Posted a 1.98 ERA (3 ER, 13.2 IP) in his final 9 games with the BlueClaws... Promoted to Reading (AA) on 9/11.

YEAR	CLUB	W-L	ERA	G	GS	CG	SHO	SV	IP	H	R	ER	HR	HB	BB	SO	WP	BK	AVG
2024	Jersey Shore	2-2	4.26	31	0	0	2	38.0	34	19	18	1	3	15	41	6	0	.238	
	FCL Phillies	0-0	0.00	1	1	0	0	1.0	0	0	0	0	0	0	2	0	0	.000	
	Clearwater	0-0	0.00	1	0	0	0	1.0	0	0	0	0	0	0	1	0	0	.000	
	Reading	0-0	0.00	1	0	0	0	1.1	2	0	0	0	0	1	1	0	0	.333	
Minors Totals		2-2	3.92	34	1	0	0	2	41.1	36	19	18	1	3	16	45	6	0	.232

KROON, MATTHEW JAMES (Matt)... OF... B-T: R-R... HT: 6-1; WT: 195... BORN: December 5, 1995, Scottsdale, AZ... 2024: Was a non-roster invitee to Major League Spring Training... Slashed .251/.325/.441 in 80 games with Lehigh Valley (AAA)... Made 38 starts in left field, 15 starts in center field and 13 starts in right field for the IronPigs... His 93.8 stolen base percentage (15-16) was tied for fifth in the International League (min. 15 SB)... Ranked fourth on the club in stolen bases, sixth in HR (11) and doubles (14), eighth in RBI (38) and ninth in hits (62) and XBH (25)... On the Minor League IL three times, 6/1-12 and 7/1-22 with a right quad strain, including a rehab assignment with Jersey Shore (A) and 9/14-25 with a left hamstring strain... 2023: 9G w/REA: .319/.387/.493, 24 2B, 2 3B, 8HR, 44RBI, 22-28SB, AVG led Eastern League during his tenure... HR in 1st triple-A PA... Slashed .381/.467/1.165 with LHV in 15 games... Overall in 2023, slashed .326/.399/.526 with 11 homers, 31 2B, 5 3B, 58 RBI, and 26 SB... led the Eastern League with a .319 batting average over 79 games... Played for Scottsdale in the AZFL, hitting .262 with one homer and 15 RBI in 18 games Missed all but two games in 2022 due to ankle injury... Son of former Major Leaguer Marc Kroon (also pitched in Japan)... Drafted by PHI in 18th Round of 2018 MLB Draft (Oklahoma State)... Had previously been drafted by PHI in 30th Round in 2017 and CIN in 38th Round in 2015...

Season	Team	AVG	G	AB	R	H	2B	3B	HR	RBI	BB	IBB	SO	SB	CS	OBP	SLG	OPS	HBP	SAC	SF
2018	G-PHW	.563	4	16	2	9	1	0	0	1	3	0	4	4	1	.632	.625	1.257	0	0	0
2018	WIL	.250	38	120	22	30	3	1	2	9	24	0	38	2	3	.377	.342	.719	1	0	1
2018	2 Teams	.287	42	136	24	39	4	1	2	10	27	0	42	6	4	.406	.375	.781	1	0	1
2019	LWD	.268	37	138	19	37	6	1	1	12	12	0	46	8	4	.329	.348	.677	1	0	1
2019	CLR	.225	69	222	29	50	8	6	4	24	18	0	68	10	4	.304	.369	.673	8	1	2
2019	2 Teams	.242	106	360	48	87	14	7	5	36	30	0	114	18	8	.313	.361	.674	9	1	3
2021	F-PHI	.154	4	13	1	2	1	0	0	1	2	0	2	1	1	.313	.231	.544	1	0	0
2021	JS	.235	4	17	2	4	2	0	0	0	1	0	5	0	0	.278	.353	.631	0	0	0
2021	REA	.301	45	163	19	49	6	3	5	22	13	0	45	6	4	.361	.466	.827	3	1	1
2021	3 Teams	.285	53	193	22	55	9	3	5	23	16	0	52	7	5	.350	.440	.790	4	1	1
2022	REA	.000	2	5	0	0	0	0	0	1	0	0	3	0	1	.167	.000	.167	0	0	0
2023	JS	.200	3	10	1	2	0	1	0	1	2	0	3	0	1	.333	.400	.733	0	0	0
2023	REA	.319	79	298	53	95	24	2	8	44	33	0	66	22	6	.387	.493	.880	5	0	8
2023	LHV	.381	15	63	12	24	7	2	3	13	11	0	15	4	2	.467	.698	1.165	0	1	1
2023	3 Teams	.326	97	371	66	121	31	5	11	58	46	0	84	26	9	.399	.526	.925	5	1	9
2024	JS	.143	2	7	1	1	0	0	0	2	1	0	3	1	0	.222	.143	.365	0	0	1
2024	LHV	.251	80	247	36	62	14	0	11	38	22	0	70	15	1	.325	.441	.766	6	2	2
2024	2 Teams	.248	82	254	37	63	14	0	11	40	23	0	73	16	1	.322	.433	.755	6	2	3
Career MILB		.277	382	1319	197	365	72	16	34	167	143	0	368	73	28	.354	.433	.787	25	5	17

KUHNEL, JOEL KENNETH... RHP... B-T: 6-5; WT: 290... BORN: February 19, 1995, Goldsboro, NC... 2024: Began season w/HOU, contract selected on 4/30, made on appearance and was DFA'd... Traded to TOR for cash, 5/4... DFA'd by TOR, 5/31... Elected free agency and signed w/MIL, 6/1... Selected to MIL active roster twice, but never appeared in a game... Claimed off waivers by TB, 7/23... 5G w/TB: 8IP, 1ER, 4K, 1BB... Appeared in 35 MiLB G: 7-1, 3.21ERA, 42IP, 31K, 11BB, 45H... 2023: DFA'd by CIN and traded to HOU for cash, 6/16... Recorded a 5.54 ERA (8ER/13IP) in Major League games with Houston (7g) and Cincinnati (2g) on the season... 38 appearances at the Triple A level, he recorded a 6.18 ERA (30ER/43.2IP) with 31 strikeouts... made 17 of those appearances with Sugar Land, where he notched a 5.03 ERA (11ER/19.2IP) with 16 strikeouts... 2022: Opened season w/Louisville, selected to CIN roster, 5/8... Ultimately made a career high 58 outings... Among the Reds' pitching leaders ranked behind only Alexis Diaz and Hunter Strickland in appearances (53), relief innings pitched (58.0) and relief strikeouts (56)... ranked T4th on the staff in holds (5) and fifth in games finished (13)... 2021: Spent entire season in MiLB, but missed most of the season after surgery to repair the torn capsule in his right shoulder... Outrighted off CIN roster, 10/26/20... 2018 FSL All-Star, led FSL in saves... 2019 Southern League All-Star... Voted as best relief prospect in Southern League... 2017: Led the Midwest League in appearances and ranked second among relievers by averaging just 1.41 walks per nine innings... Pitched at the University of Texas-Arling-

2025 IRONPIGS

ton and Central Arizona College... Originally drafted by CIN in the 11th round of the 2016 MLB Draft (UT-Arlington)... Made ML debut w/CIN, 8/16/19...

Season	Team	W	L	ERA	G	GS	CG	SHO	SV	IP	H	R	ER	HR	HB	BB	SO	WP	BK	AVG
2016	BIL	0	1	3.43	18	0	0	0	4	21.0	28	11	8	1	2	1	14	2	0	.318
2017	DAY	2	4	4.36	48	0	0	0	11	64.0	78	37	31	6	2	10	54	6	0	.295
2018	DBT	1	4	3.04	44	0	0	0	17	53.1	54	23	18	2	3	11	56	4	0	.260
2019	CHA	3	2	2.27	25	0	0	0	10	35.2	26	10	9	5	0	8	30	2	0	.202
2019	LOU	2	1	2.00	16	0	0	0	4	18.0	13	5	4	1	0	8	20	1	0	.200
2019	CIN	1	0	4.66	11	0	0	0	0	9.2	8	5	5	1	0	5	9	0	0	.216
2019	2 Teams	5	3	2.18	41	0	0	0	14	53.2	39	15	13	6	0	16	50	3	0	.201
2020	CIN	1	0	6.00	3	0	0	0	0	3.0	4	2	2	2	0	0	3	0	0	.308
2021	A-RED	0	1	2.25	4	1	0	0	1	4.0	4	1	1	1	0	0	8	0	0	.250
2021	LOU	0	0	0.00	4	0	0	0	0	4.0	2	0	0	0	0	1	3	0	0	.143
2021	2 Teams	0	1	1.13	8	1	0	0	1	8.0	6	1	1	1	0	1	11	0	0	.200
2022	LOU	0	1	2.61	10	0	0	0	3	10.1	9	3	3	1	0	1	7	0	0	.220
2022	CIN	2	3	6.36	53	0	0	0	1	58.0	67	41	41	8	5	14	56	1	0	.291
2023	LOU	1	2	7.13	21	0	0	0	0	24.0	31	21	19	2	3	11	15	2	0	.316
2023	SUG	1	1	5.03	17	0	0	0	1	19.2	26	14	11	2	0	5	16	3	0	.321
2023	CIN	0	0	8.10	2	0	0	0	0	3.1	6	3	3	0	0	2	0	0	0	.400
2023	HOU	0	0	4.66	7	0	0	0	0	9.2	10	5	5	2	1	3	3	0	0	.270
2023	2 Teams	0	0	5.54	9	0	0	0	0	13.0	16	8	8	2	1	5	3	0	0	.308
2023	2 Teams	2	3	6.18	38	0	0	0	1	43.2	57	35	30	4	3	16	31	5	0	.318
2023	2 Teams	2	3	6.18	38	0	0	0	1	43.2	57	35	30	4	3	16	31	5	0	.318
2024	SUG	4	1	3.18	9	0	0	0	0	11.1	12	4	4	0	1	1	6	2	0	.273
2024	BUF	1	0	1.04	6	0	0	0	0	8.2	9	1	1	0	0	4	1	0	0	.281
2024	NAS	0	0	2.45	7	0	0	0	0	7.1	6	2	2	0	0	3	10	0	0	.222
2024	DUR	2	0	4.30	13	0	0	0	0	14.2	18	8	7	1	0	3	14	0	1	.305
2024	HOU	0	0	18.00	1	0	0	0	0	2.0	4	4	4	0	1	0	1	0	0	.400
2024	TB	0	0	1.13	5	0	0	0	0	8.0	4	1	1	1	0	0	4	0	0	.143
2024	4 Teams	7	1	3.00	35	0	0	0	0	42.0	45	15	14	1	1	11	31	2	1	.278
2024	4 Teams	7	1	3.00	35	0	0	0	0	42.0	45	15	14	1	1	11	31	2	1	.278
2024	2 Teams	0	0	4.50	6	0	0	0	0	10.0	8	5	5	1	1	0	5	0	0	.211
Career	MLB	4	3	5.86	82	0	0	0	1	93.2	103	61	61	14	7	24	76	1	0	.278
Career	MILB	17	18	3.59	242	1	0	0	51	296.0	316	140	118	22	11	67	254	22	1	.271

KUHN, TRAVIS RAY...RHP... B-T: R-R...HT: 5-10; WT: 195... BORN: May 20, 1998, Laguna Hills, CA...Signed as a MiLB FA by the Phillies, 3/22/25...2024: Spent a third consecutive season with Arkansas...Appeared in 44G, 4-6, 3.33ERA, 54IP, 64K, 23BB, 51H...Placed on IL 9/7-9/15...Pitched for Peoria in the Arizona Fall League following the season...2023: In 49 relief appearances with Double-A Arkansas went 5-3 with four saves and a 3.13 ERA (19 ER, 54.2 IP) with 22 walks and 51 strikeouts...2022: Made 50 appearances with Double-A Arkansas, going 3-3 with three saves and a 4.10 ERA (27 ER, 59.1 IP) with 35 walks and 71 strikeouts...was a non-roster invitee in Mariners spring camp...2021: Spent majority of season with Low-A Modesto (May 4-July 23), but also appeared in three games with High-A Everett (7/27-8/3) and one game with Triple-A Tacoma (5/21)... combined to go 3-1 with five saves (7 save opps) and a 3.93 ERA (15 ER, 34.1 IP) in 25 relief appearances...limited opponents to a .221 (29x131) average, while walking 17 and striking out 46...struck out at least 1 batter in 22 of 25 appearances, including a season-high four batters twice: May 29 vs. Visalia (1,2,2,3,3,3,4,HB) and Aug. 3 at Spokane (2,0,3,0,0,4)...averaged 12.06 strikeouts per 9.0 innings (46 K, 34.1 IP)...on 7-day IL with a hernia, Aug. 5-Oct. 4...played for the Peoria Javelinas in the Arizona Fall League...2019: Spent majority of first professional season with Short-A Everett, but also appeared in two games with A West Virginia (7/16-21)...struck out at least one batter in 19 of 20 games combined between Everett and West Virginia, averaging 10.88 strikeouts per 9.0 innings... among Northwest League leaders, ranked T3rd with 5 wins and T7th with four saves... earned first professional win on June 20 at Boise (2,0,0,0,0,2), striking out two over 2.0 scoreless innings...also earned the win in following start on July 25 vs. Vancouver (1,0,0,0,0,1), after tossing a 1-2-3 9th inning...earned first career save on July 7 at Vancouver (1,2,3,2,2,0,2,HB)...Originally drafted by the Mariners in the 19th Round of the 2019 Draft out of the University of San Diego... spent three seasons at University of San Diego; red-shirted 2017 season.

Season	Team	W	L	ERA	G	GS	CG	SHO	SV	IP	H	R	ER	HR	HB	BB	SO	WP	BK	AVG
2019	EVE	5	3	6.95	18	0	0	0	4	22.0	20	19	17	3	5	11	25	5	0	.238
2019	WV	0	0	9.00	2	0	0	0	0	2.0	4	2	2	0	0	3	4	0	0	.400
2019	2 Teams	5	3	7.13	20	0	0	0	4	24.0	24	21	19	3	5	14	29	5	0	.255
2021	MOD	2	1	3.86	21	0	0	0	5	28.0	20	13	12	4	2	16	36	3	0	.196
2021	EVE	1	0	5.06	3	0	0	0	0	5.1	9	3	3	2	1	1	8	2	0	.346
2021	TAC	0	0	0.00	1	0	0	0	0	1.0	0	0	0	0	0	0	2	0	0	.000
2021	3 Teams	3	1	3.93	25	0	0	0	5	34.1	29	16	15	6	3	17	46	5	0	.221
2022	ARK	3	3	4.10	50	0	0	0	3	59.1	43	31	27	3	8	35	71	3	2	.203
2023	ARK	5	3	3.13	49	0	0	0	4	54.2	47	25	19	2	4	22	51	3	0	.237
2024	ARK	4	6	3.33	44	0	0	0	3	54.0	51	27	20	1	7	23	64	3	0	.248

2025 IRONPIGS

Career MILB 20 16 3.98 188 0 0 0 19 226.1 194 120 100 15 27 111 261 19 2 .231

LANTIGUA, RAFAEL... INF... B-T: R-R... HT: 5-7; WT: 153... BORN: April 28, 1996, Puerto Plata, DR... Non-roster invitee to Phillies ST... Signed by PHI as a MiLB FA, 12/27/24... 2024: Played in 130 games for Buffalo (AAA) in TOR's organization... Defensively, appeared in games at second base (55), shortstop (36), left field (24), third base (16), right field (three) and center field (one)... Posted a 13.4 percent walk rate (70 BB, 521 PA) while hitting .265 (118-for-446) with a .367 on-base percentage... His 70 walks ranked ninth among all International League-qualified hitters and second among all TOR Minor Leaguers... Hit .330 (29-for-88) in 26 August games with 12 walks and 16 runs scored... Following the season, played for Toros del Este in the Dominican Winter League... 2023: Set multiple career highs, AVG (.305), H (142), 2B (40), HR (12), RBI (85), SB (28), BB (98), OBP (.425), SLG (.469), OPS (.893)... 40 doubles trailed only Jhonny Peralta (44 in 2004) for the most in a single season in the Bisons modern era... named an Organizational All-Star by MiLB.com, leading all Blue Jays Minor Leaguers in hits, doubles, runs, and walks, while ranking third in steals, totals bases (218), extra-base hits (52), RBI's, and OPS... Named the recipient of the Fremo Vallone Community Service Award, participating in each of the Bisons community-related events during the season... 2022: Reached triple-A for the first time, 42G w/BUF, spent bulk of year w/New Hampshire (AA)... 2021: Spent majority of year w/Vancouver (A+), making a cameo w/New Hampshire... Originally signed by TOR as an INTL FA, 8/22/16...

Season	Team	AVG	G	AB	R	H	2B	3B	HR	RBI	BB	IBB	SO	SB	CS	OBP	SLG	OPS	HBP	SAC	SF
2017	D-BLJ	.284	59	218	36	62	8	6	0	23	33	0	32	11	12	.379	.376	.755	2	0	3
2018	G-BLU	.212	8	33	7	7	3	1	0	3	3	0	7	1	0	.297	.364	.661	1	0	0
2018	BLU	.303	48	165	28	50	7	1	1	23	30	2	33	7	5	.422	.376	.798	4	1	0
2018	2 Teams	.288	56	198	35	57	10	2	1	26	33	2	40	8	5	.403	.374	.777	5	1	0
2018	2 Teams	.288	56	198	35	57	10	2	1	26	33	2	40	8	5	.403	.374	.777	5	1	0
2019	LAN	.254	95	335	36	85	16	6	4	31	23	0	58	9	8	.302	.373	.675	2	0	4
2021	VAN	.280	80	300	65	84	22	1	11	43	42	0	76	26	6	.375	.470	.845	4	0	1
2021	NH	.000	3	11	2	0	0	0	0	0	1	0	5	0	0	.083	.000	.083	0	0	0
2021	2 Teams	.270	83	311	67	84	22	1	11	43	43	0	81	26	6	.365	.453	.818	4	0	1
2022	NH	.268	86	328	53	88	27	1	5	35	37	0	70	6	9	.345	.402	.747	2	0	1
2022	BUF	.286	42	161	20	46	8	0	2	29	16	0	35	9	3	.346	.373	.719	0	0	2
2022	2 Teams	.274	128	489	73	134	35	1	7	64	53	0	105	15	12	.346	.393	.739	2	0	3
2023	BUF	.305	129	465	101	142	40	0	12	85	98	0	107	28	9	.425	.469	.894	5	1	9
2024	BUF	.265	130	446	61	118	20	0	4	33	70	0	100	16	6	.367	.336	.703	3	1	1
Career	MILB	.277	680	2462	409	682	151	16	39	305	353	2	523	113	58	.370	.399	.769	23	3	21

LAZAR, MAX... RHP... B-T: R-R... HT: 6-1; WT: 200... BORN: June 3, 1999, Coral Springs, FL... 2024: Signed as MiLB FA w/Phillies prior to the season... Made his MLB debut, appearing in 11 games over two stints with the Phillies... Began the season with Reading (AA)... Tossed 10.1 scoreless innings with 18 SO and 0 BB over eight appearances before being promoted to Lehigh Valley (AAA) on 5/8... Named Phillies Minor League Pitcher of the Month for June: 2-1, 6 SV, 0.00 ERA (12.1 IP), 2 BB and 14 SO in 11 games... Had his contract selected from Lehigh Valley on 8/9 and made his MLB debut on 8/10 at ARI (1.1 IP, 0 H, 0 R, 0 BB, SO)... Opened his MLB career with seven scoreless appearances (6.1 IP), retiring 20 of 22 batters faced (0.32 WHIP, 2 H, 0 BB, 0 HB, 5 SO)... Was a part of the club's stay-ready camp for the duration of the postseason... 2023: Began the season with High-A Wisconsin (MIL) before being promoted to Double-A Biloxi on 6/30 where he would end the season... Struck out four over 2.1 IP in his Double-A debut on July 1 against Mississippi... 16 appearances with High-A Wisconsin (2.91 ERA, 43.1 IP, 9 BB, 43 K)... Became a free agent on 11/6 before signing with PHI on 12/8... Missed the entire 2021 season due to injury... One of seven Brewers farmhands to play for the Brisbane Bandits in the 2022/23 Australian Baseball League season... Named the No. 25 prospect in the Brewers system by MLB Pipeline and Baseball America prior to 2020... Born in the same city as former IronPig Shaun Anderson... Originally drafted by MIL in the 11th round of the 2017 MLB Draft out of Coral Springs HS...

Season	Team	W	L	ERA	G	GS	CG	SHO	SV	IP	H	R	ER	HR	HB	BB	SO	WP	BK	AVG
2017	A-BRW	0	2	5.93	7	1	0	0	0	13.2	16	11	9	2	0	1	14	0	1	.291
2018	HEL	3	3	4.37	14	14	0	0	0	68.0	74	37	33	7	3	15	55	1	0	.269
2019	A-BRG	0	1	1.50	3	3	0	0	0	6.0	4	1	1	0	0	0	10	0	0	.190
2019	WIS	7	3	2.39	19	10	0	0	1	79.0	67	22	21	5	4	15	109	2	0	.226
2019	2 Teams	7	4	2.33	22	13	0	0	1	85.0	71	23	22	5	4	15	119	2	0	.224
2022	A-BRB	0	0	0.00	1	1	0	0	0	1.0	1	0	0	0	0	0	1	0	0	.250
2022	CAR	0	1	2.57	3	2	0	0	0	7.0	6	3	2	1	0	1	6	0	0	.240
2022	WIS	1	0	4.22	11	6	0	0	1	32.0	32	18	15	5	0	11	19	1	0	.252
2022	3 Teams	1	1	3.83	15	9	0	0	1	40.0	39	21	17	6	0	12	26	1	0	.250
2023	WIS	1	3	2.91	16	0	0	0	2	43.1	41	16	14	2	1	9	43	5	1	.250
2023	BLX	0	2	3.86	17	1	0	0	1	25.2	26	15	11	3	0	10	30	2	0	.260
2023	2 Teams	1	5	3.26	33	1	0	0	3	69.0	67	31	25	5	1	19	73	7	1	.254
2024	REA	0	0	0.00	8	0	0	0	3	10.1	3	0	0	0	0	0	18	1	0	.088
2024	LHV	4	3	2.45	29	0	0	0	10	33.0	24	13	9	1	2	10	38	0	0	.202
2024	PHI	0	0	4.61	11	0	0	0	0	13.2	13	7	7	2	0	2	9	0	0	.250
2024	2 Teams	4	3	1.87	37	0	0	0	13	43.1	27	13	9	1	2	10	56	1	0	.176

2025 IRONPIGS

Career MLB	0	0	4.61	11	0	0	0	0	13.2	13	7	7	2	0	2	9	0	0	.250
Career MiLB	16	18	3.24	128	38	0	0	18	319.0	294	136	115	26	10	72	343	12	2	.241

LEE SANG, MARCUS JAMES... OF... B-T: L-L... HT: 6-0; WT: 224... BORN: January 2, 2001, Laurel, MD... RESIDES: Owings, MD... HOW OBTAINED: Selected by Phillies in 11th round of 2019 MLB Draft... SIGNED BY: Connor Betbeze... EDUCATION: 2019 graduate of Northern HS (MD)... 2024: Started the season with Reading (AA)... Led the Fightin Phils in AB, runs and triples... Ranked T-6th in the Eastern League in triples and T-9th in SF... Promoted to Lehigh Valley (AAA) on 9/5... Placed on the IL on 9/11 (left oblique strain) through the remainder of the season... 2023: Began the season with Jersey Shore (A)... South Atlantic League rankings: T-3rd in triples, 8th in OBP, T-9th in BB & runs and 10th in OPS... Led the BlueClaws in hits, triples and BB and was tied for the lead in doubles and AB... Named Phillies Minor League Hitter of the Month in May (27 games) after slashing .352/.491/.557 (1.048 OPS) with 5 2B, 2 3B, 3 HR, 18 RBI and 24 BB... Had an 18-game on-base streak from 6/8-29, the longest such streak by a Jersey Shore player... Had 2 triples on 8/4 vs Brooklyn, tying a club record... Promoted to Reading on 8/14... 2022: Spent majority of season with Clearwater (A)... Promoted to Jersey Shore, 8/1... With Clearwater, ranked 3rd on the team in stolen bases... Made starts at every OF position... 2021: Began and ended the season with Florida Complex League Phillies (R)... Also played for Clearwater... Was on the COVID-related IL, 8/3-9/1... Recorded a multi-HR game, 9/3 vs FCL Tigers East... Participated in Florida Instructional League... 2020: Participated in FIL... 2019: Began professional career with Gulf Coast League Phillies East (R)... Defensively, made starts at each OF position... Participated in FIL.

YEAR	CLUB	AVG	G	AB	R	H	2B	3B	HR	RBI	SH	SF	HP	BB	SO	SB	CS	OBP	SLG	OPS	E
2019	GCL PHI	.224	36	125	8	28	2	2	2	16	0	2	0	11	42	6	4	.283	.320	.603	3
2020	Did not play																				
2021	FCL Phillies	.273	26	88	18	24	6	1	5	17	0	0	1	7	25	11	3	.333	.534	.867	2
	Clearwater	.212	11	33	0	7	1	0	0	5	0	0	0	4	11	0	0	.297	.242	.540	0
2022	Clearwater	.259	84	293	45	76	12	1	8	37	0	3	4	33	100	18	7	.339	.389	.728	5
	Jersey Shore	.254	18	71	11	18	2	1	3	7	0	0	3	5	21	1	2	.329	.437	.766	1
2023	Jersey Shore	.268	99	370	68	99	20	7	8	53	0	3	5	58	130	20	9	.372	.424	.796	4
	Reading	.195	25	87	9	17	6	0	3	6	0	0	1	11	33	2	1	.293	.368	.661	0
2024	Reading	.239	103	385	61	92	12	5	13	47	1	5	4	30	100	12	6	.297	.397	.694	5
	LHV	.333	2	9	3	3	0	0	0	0	0	0	0	1	3	0	0	.400	.333	.733	0
Minors Totals		.249	404	1461	223	364	61	17	42	188	1	13	18	160	465	70	32	.328	.400	.728	20

MARCHÁN, RAFAEL ALEJANDRO... C... B-T: S-R... HT: 5-9; WT: 170... BORN: February 25, 1999, San Cristobal, VZ... 2024: Saw his first MLB action since 2021 and slashed .294/.345/.549 over 17 games with the Phillies... Began the season on the 10-day IL with lower back pain; was reinstated and optioned to Lehigh Valley (AAA) on 5/27... In 13 games (eight rehab apps) between the IronPigs and Clearwater (A) from 5/14-6/4, slashed .233/.382/.395 with one double, two HR, eight RBI, 10 walks and four runs... Served as the additional player for the London Series against NYM from 6/8-9, but did not play... Recalled from Lehigh Valley prior to the game on 6/11 (optioned on 7/20)... Made 14 starts at catcher for the Phillies and slashed .300/.352/.560 (.912 OPS) with seven XBH and six RBI in those games... His 3 HR were a career high; averaged a HR every 22.20 AB in MLB (111 AB) compared to 174.56 AB/HR in MiLB (9 HR, 1571 AB)... 6/12 at BOS marked his first ML appearance since 9/10/21 vs COL... Talled a career-high four hits on 6/17 vs SD, the youngest Phillies catcher (25 years, 113 days) with four hits since Darren Daulton in 1985 (23 years, 226 days)... Went 29 straight PA without a strikeout from 6/17-7/3, the longest streak by a Phillie who primarily plays catcher since Carlos Ruiz (29 PA, 9/4-14/13)... Doubled twice on 7/9 vs LAD for the first time in his career... Registered a career-high-tying four-game hitting streak (also, 8/29-9/2/21) from 7/3-9, slashing .500/.529/.875 with a 1.404 OPS... Appeared in 29 games at catcher for Lehigh Valley and threw out 12 of 37 attempted base stealers (32.4%)... Was a part of the club's stay-ready camp for the duration of the post-season... 2023 w/LHV: .297/.391/.440, 2HR, 30 RBI, 51G... Began 2023 on the IL w/broken hamate bone... 2022 w/LHV (66G)+JS (4G): .233/.317/.359, 19 2B, 4HR, 29RBI, 27R, 1-1SB... Missed parts of 2022 season w/hamstring strain... Had six different stints with the Phillies in 2021... Made ML debut w/Phillies in 2020... Homered twice in ML before ever homering in the minors... 2018 NYPL All-Star... Ranked 4th in the NYPL in AVG (.301)... Childhood role model was Omar Vizquel... Originally signed as an infielder (SS)... Signed as INTL FA by PHI in July 2015 out of Venezuela...

Season	Team	AVG	G	AB	R	H	2B	3B	HR	RBI	BB	IBB	SO	SB	CS	OBP	SLG	OPS	HBP	SAC	SF
2016	D-PH2	.333	44	171	23	57	7	1	0	34	16	0	14	6	0	.380	.386	.766	0	0	5
2017	G-PHI	.238	30	84	10	20	5	0	0	10	4	0	8	1	0	.290	.298	.588	3	0	2
2018	WIL	.301	51	196	28	59	8	2	0	12	11	1	18	9	6	.343	.362	.705	2	0	1
2019	LWD	.271	63	236	21	64	16	0	0	20	24	1	31	1	3	.347	.339	.686	4	0	1
2019	CLR	.231	22	78	6	18	4	0	0	3	6	0	8	1	2	.291	.282	.573	1	0	1
2019	2 Teams	.261	85	314	27	82	20	0	0	23	30	1	39	2	5	.333	.325	.658	5	0	2
2020	PHI	.500	3	8	3	4	0	0	1	3	1	0	2	0	0	.556	.875	1.431	0	0	0
2021	REA	.200	1	5	1	1	0	0	0	0	0	0	1	0	0	.200	.400	.600	0	0	0
2021	LHV	.203	67	237	28	48	7	0	0	19	23	0	45	1	0	.283	.232	.515	4	0	1
2021	PHI	.231	20	52	7	12	1	1	1	4	4	0	10	0	0	.286	.346	.632	0	0	0

2025 IRONPIGS

2021	2 Teams	.202	68	242	29	49	8	0	0	19	23	0	46	1	0	.281	.236	.517	4	0	1
2022	JS	.231	4	13	1	3	2	0	0	0	2	0	2	0	0	.333	.385	.718	0	0	0
2022	LHV	.233	66	232	26	54	17	0	4	29	20	0	24	1	0	.316	.358	.674	9	0	2
2022	2 Teams	.233	70	245	27	57	19	0	4	29	22	0	26	1	0	.317	.359	.676	9	0	2
2023	CLR	.600	1	5	0	3	0	0	0	3	0	0	0	0	0	.600	.600	1.200	0	0	0
2023	JS	.300	3	10	1	3	1	0	0	2	2	0	3	0	0	.417	.400	.817	0	0	0
2023	LHV	.297	51	175	27	52	13	3	2	30	24	0	20	1	2	.391	.440	.831	5	0	3
2023	3 Teams	.305	55	190	28	58	14	3	2	35	26	0	23	1	2	.397	.442	.839	5	0	3
2024	CLR	.273	4	11	2	3	0	0	1	3	3	0	1	1	0	.467	.545	1.012	1	0	0
2024	LHV	.229	34	118	16	27	2	0	2	11	19	0	28	0	0	.340	.297	.637	2	0	2
2024	PHI	.294	17	51	8	15	4	0	3	6	3	0	8	0	0	.345	.549	.894	1	1	0
2024	2 Teams	.233	38	129	18	30	2	0	3	14	22	0	29	1	0	.353	.318	.671	3	0	2
Career MLB	.279	40	111	18	31	5	1	5	13	8	0	20	0	0	.333	.477	.810	1	1	0	
Career MILB	.262	441	1571	190	412	83	6	9	176	154	2	203	22	13	.337	.340	.677	31	0	18	

MAYER, GUNNER TODD... RHP... B-T: R-R... HT: 6-6; WT: 220... BORN: July 27, 2000, Walnut Creek, CA... RESIDES: Danville, CA... HOW OBTAINED: Selected by Phillies in 5th round of 2019 MLB Draft... SIGNED BY: Joey Davis... EDUCATION: Attended San Joaquin Delta College (CA)... 2018 graduate of De La Salle HS (CA)... 2024: Began the season with Jersey Shore (A)... Led the BlueClaws and was T-2nd in the South Atlantic League in games pitched... Among SAL relievers, his 11.62 SO/9.0 IP ranked 3rd (min. 50.0 IP)... Posted a 3.40 ERA (15 ER, 39.2 IP) with 52 SO (11.80 SO/9.0 IP) over his first 30 games with Jersey Shore... Promoted to Reading (AA) on 9/9... 2023: Spent the season with Jersey Shore, where he finished tied for the staff lead in starts... Pitched a career-high 5.1 IP, the most by a Jersey Shore reliever, on 8/9 at Hudson Valley... Posted a 1.64 ERA (2 ER, 11.0 IP) in 3 relief appearances... 2022: Spent season with Clearwater (A)... Was on the IL (5/7-7/8), which included a rehab assignment to Florida Complex League Phillies (R)... Struck out 31.7% (73-230) of total batters faced... Struck out a career-high 9 batters, 7/23 vs Bradenton (4.0 IP)... Participated in Florida Instructional League... 2021: Pitched for Clearwater... Was on the IL twice: 5/11-6/28 (right shoulder impingement syndrome) and 8/3-30 (COVID-related IL)... Had a rehab assignment to FCL Phillies during his second IL stint... Overall, averaged 12.99 SO/9.0 IP (38 SO, 26.1 IP)... Participated in FIL... 2020: Participated in FIL... 2019: Made his professional debut with Gulf Coast League Phillies West (R)... Participated in FIL.

YEAR	CLUB	W-LERA	G	GS	CG	SHO	SV	IP	H	R	ER	HR	HB	BB	SO	WP	BK	AVG
2019	GCL PHI	0-0	5.40	4	2	0	0	8.1	8	5	5	0	1	3	10	2	0	.250
2020	Did not pitch																	
2021	Clearwater	0-7	10.03	11	7	0	0	23.1	31	32	26	5	5	22	33	9	0	.320
	FCL Phillies	0-0	0.00	2	0	0	0	3.0	0	0	0	0	0	0	5	0	0	.000
2022	Clearwater	1-6	5.18	14	12	0	0	48.2	39	28	28	10	1	26	67	8	0	.215
	FCL Phillies	0-0	0.00	3	0	0	0	5.1	1	0	0	0	1	4	6	0	0	.059
2023	Jersey Shore 3-7	5.47	23	20	0	0	0	77.1	77	51	47	4	7	54	79	10	0	.265
2024	Jersey Shore 3-3	4.10	41	0	0	0	4	52.2	38	28	24	3	3	36	68	8	2	.207
	Reading	0-1	4.50	2	0	0	0	2.0	4	4	1	0	0	0	4	0	0	.400
Minors Totals	7-24	5.34	100	41	0	0	4	220.2	198	148	131	22	18	145	272	37	2	.241

McCOLLUM JR., THOMAS JO (Tommy)... RHP... B-T: R-R... HT: 6-5; WT: 277... BORN: June 8, 1999, Atlanta, GA... RESIDES: Clemmons, NC... HOW OBTAINED: Signed by Phillies as a non-drafted free agent, 7/20/21... SIGNED BY: Kellan McKeon... EDUCATION: Attended Wingate University (NC)... 2018 graduate of Calvary Day School (NC)... 2024: Spent season with Reading (AA)... His 10 saves led the team and were T-2nd most in the Eastern League... His 42 games and 46.0 IP ranked 1st and 7th on the team... 2023: Named recipient of the Bill Giles Award, given to a Phillies minor league player that displays a love and respect for the game of baseball... Pitched majority of season with Jersey Shore (A)... Was promoted to Reading, 7/26... Combined, limited batters to a .134 AVG (20-149), which ranked 1st among Phillies minor leaguers (min. 150 batters faced)... 2022: Spent season with Clearwater (A)... Struck out 44.1% (52-118) of total batters faced... Ranked 2nd on team in ERA (min. 30.0 IP)... Did not allow an earned run in 19 of 23 games... Was on the IL (left ankle fracture), 7/1-end of the season... Participated in Florida Instructional League... 2021: Began professional career with Clearwater... Participated in FIL.

YEAR	CLUB	W-LERA	G	GS	CG	SHO	SV	IP	H	R	ER	HR	HB	BB	SO	WP	BK	AVG	
2021	Clearwater	0-0	6.39	9	0	0	0	12.2	9	9	9	1	2	16	15	2	0	.196	
2022	Clearwater	1-0	1.45	23	0	0	0	5	31.0	11	6	5	3	3	16	52	2	1	.111
2023	Jersey Shore 0-0	2.31	34	0	0	0	7	35.0	17	10	9	0	1	23	56	2	0	.143	
	Reading	1-0	3.86	10	0	0	0	1	9.1	3	4	4	0	3	9	11	4	0	.100
2024	Reading	1-4	5.09	42	0	0	0	10	46.0	49	29	26	4	3	26	50	4	0	.271
Minors Totals	3-4	3.56	118	0	0	0	24	134.0	89	58	53	8	12	90	184	14	1	.187	

McGARRY, GRIFFIN THOMAS (Griff)... RHP... B-T: R-R... HT: 6-2; WT: 190... BORN: June 8, 1999, San Francisco, CA... 2024: Was a non-roster invitee to ML Spring Training for the second straight season... Spent the season with Lehigh Valley (AAA) and made one rehab appearance for Jersey Shore (A)... Pitched exclusively in relief for the first time in his career... Averaged 11.74 SO/9.0 IP (40 SO, 30.2 IP) with Lehigh Valley... 2IP scoreless, W, 4/7g2@ROC... 1st save,

2025 IRONPIGS

5/16@NOR...Placed on IL (back spasms), 5/24, began rehab assignment w/JS, 7/13 (1IP, 0ER, 2K)...Activated off IL, 7/19...2024 MiLB: 30G, 2-1, 30.2IP, 40K, 36BB, 23H... Participated in Arizona Fall League w/Glendale: 2-0, 12IP, 15K, 11BB, 8H... 2023: Began the season on the IL with an oblique injury, activated by Reading on 5/11 after rehab stint with Clearwater...Spent the majority of the year with Double-A Reading before a late season promotion to Lehigh Valley... Eastern League Pitcher of the Month, July (4GS, 22.1IP, 2.01 ERA, 32K, 12BB, 10H, .135BAA)...Ranked as the #11 Prospect in the Phillies system per Baseball America...Began 2022 at High-A Jersey Shore, striking out 82 in 46.2IP and was then promoted to Reading before a late season promotion to Lehigh Valley in a relief role...After getting drafted in 2021, made five outings with Clearwater and three with Jersey Shore, pitching to a 2.96 ERA and 43K in 24.1IP...Also drafted by the Rangers (31st Round, 2017) out of high school, but did not sign...Helped lead Virginia to the 2021 MCWS...Brother, Matt, played at Vanderbilt and Santa Clara... Originally drafted by PHI in the 5th round of the 2021 MLB Draft (Virginia)...

Season	Team	W	L	ERA	G	GS	CG	SHO	SV	IP	H	R	ER	HR	HB	BB	SO	WP	BK	AVG
2021	CLR	0	0	3.27	5	1	0	0	1	11.0	6	4	4	0	0	7	22	2	0	.154
2021	JS	1	0	2.70	3	3	0	0	0	13.1	7	4	4	0	0	7	21	1	0	.152
2021	2 Teams	1	0	2.96	8	4	0	0	1	24.1	13	8	8	0	0	14	43	3	0	.153
2022	JS	3	3	3.86	12	12	0	0	0	46.2	33	20	20	6	4	24	82	4	0	.199
2022	REA	1	3	2.20	8	7	0	0	0	32.2	13	10	8	1	4	20	39	4	1	.123
2022	LHV	0	2	9.00	7	0	0	0	0	8.0	7	8	8	2	0	9	9	1	0	.250
2022	3 Teams	4	8	3.71	27	19	0	0	0	87.1	53	38	36	9	8	53	130	9	1	.177
2023	CLR	0	0	9.00	1	1	0	0	0	1.0	1	1	1	1	0	0	2	0	0	.250
2023	REA	1	1	3.13	13	13	0	0	0	54.2	31	23	19	4	2	36	74	4	0	.163
2023	LHV	0	2	41.54	3	3	0	0	0	4.1	8	20	20	0	1	14	5	2	0	.400
2023	3 Teams	1	3	6.00	17	17	0	0	0	60.0	40	44	40	5	3	50	81	6	0	.187
2024	JS	0	0	0.00	1	0	0	0	0	1.0	0	0	0	0	0	2	0	0	0	.000
2024	LHV	2	1	4.70	29	0	0	0	1	30.2	23	17	16	3	1	36	40	6	0	.217
2024	2 Teams	2	1	4.55	30	0	0	0	1	31.2	23	17	16	3	1	36	42	6	0	.211
Career	MiLB	8	12	4.43	82	40	0	0	2	203.1	129	107	100	17	12	153	296	24	1	.182

McGOWAN, CHRISTIAN HUNTER... RHP... B-T: R-R... HT: 6-0; WT: 210... BORN: March 7, 2000, Denison, TX... RESIDES: Madill, OK... HOW OBTAINED: Selected by Phillies in 7th round of 2021 MLB Draft... SIGNED BY: Tommy Field... EDUCATION: Attended Eastern Oklahoma State College... 2018 graduate of Rock Creek HS (OK)... MISC: In his final collegiate season, went 9-0 with a 2.55 ERA and had 109 SO in 74.0 IP... 2024: Spent the season with Reading (AA)... Was on the IL (right shoulder inflammation), 5/9-7/24, which included rehab assignments with Florida Complex Phillies (R) and Clearwater (A)... Went back on the IL (right spine muscle spasm), 9/5-12... Pitched for Glendale in the Arizona Fall League... 2023: Was on the IL (right elbow surgery), beginning of season-8/11, which included rehab assignments with FCL Phillies and Clearwater... Was promoted from Jersey Shore (A) to Lehigh Valley (AAA), 9/20... Pitched for Scottsdale in the AFLand was named an AFL Rising Star... 2022: Opened the season with Jersey Shore and made 2 starts before being placed on the IL, 4/21, with a right elbow sprain... Missed the remainder of the season... 2021: Pitched for FCL Phillies and Clearwater in first professional season... Participated in Florida Instructional League.

YEAR	CLUB	W-LERA	G	GS	CG	SHO	SV	IP	H	R	ER	HR	HB	BB	SO	WP	BK	AVG	
2021	FCL Phillies	0-0	0.00	1	1	0	0	0	1.0	0	0	0	0	0	3	1	0	.000	
	Clearwater	0-0	0.00	3	0	0	0	0	4.0	2	0	0	0	1	5	0	0	.154	
2022	Jersey Shore	0-1	4.91	2	0	0	0	0	7.1	8	4	4	1	0	2	7	0	0	.320
2023	FCL Phillies	0-0	3.60	2	2	0	0	0	5.0	2	2	2	0	1	0	6	0	0	.118
	Clearwater	0-1	18.00	1	1	0	0	0	2.0	5	4	4	1	0	2	2	0	0	.455
	Jersey Shore	0-0	2.81	5	5	0	0	0	16.0	15	6	5	0	1	5	17	2	0	.259
	LHV	0-0	0.00	1	1	0	0	0	2.2	2	0	0	0	3	3	0	0	0	.222
2024	Reading	0-4	6.29	11	9	0	0	0	34.1	38	27	24	6	5	21	39	6	1	.273
	FCL Phillies	0-0	0.00	2	1	0	0	0	3.0	2	0	0	0	0	1	4	0	0	.222
	Clearwater	0-0	0.00	1	1	0	0	0	3.0	1	0	0	0	0	1	4	1	0	.091
Minors	Totals	0-6	4.48	29	23	0	0	0	78.1	75	43	39	8	7	36	90	10	1	.253

McINTOSH, PAUL URI... C/OF... B-T: R-R... HT: 5-11; WT: 220... BORN: November 20, 1997, Atlanta, GA... Traded to PHI from MIA, along w/Jesus Luzardo for LF Emaarion Boyd and SS Starlyn Cab, 12/22/24...2024: Spent entire season with Pensacola (AA) in MIA's system, slashing .246/.340/.385 (.725 OPS) over 117 games...Made 45 starts at catcher, 37 as designated hitter and 34 in left field...Ranked fifth among all MIA Minor Leaguers in walks (50), T-eighth in HR (12) & hits (103) and 10th in RBI...His 55 RBI ranked 10th among all Southern League-qualified hitters...Threw out 21 of 91 attempted base stealers (23.1%)...Reached base safely in 20 of 21 June games, slashing .324/.402/.549 (.951 OPS) with 13 RBI and 10 walks...Finished the season batting .341 (14-for-41) in 11 September games... 2023: hit .244 with seven doubles, 14 home runs, and 46 RBI in 77 games across Triple-A Jacksonville, Double-A Pensacola, and Single-A Jupiter during his third professional season...Played for Peoria in the Arizona Fall League following the season: Hit .229 (11x48) with 11 runs, one double, two homers, and four RBI in 14 games with three stolen bases...2022: tabbed a 2022 Marlins Organizational All-Star by MiLB.com...In 90 games with Double-A Pensacola, went 82x318 (.258) with 66 runs scored, 25 doubles, one triple, 13 home runs, 51 RBI, and 10 stolen bases... Originally signed as an UDFA by MIA in 2021... Was

2025 IRONPIGS

originally selected by the Los Angeles Angels in the 34th round of the 2018 First-Year Player Draft out of Motlow State Community College, but elected to attend West Virginia University where he hit .259 and drove in 74 runs with 21 home runs in three seasons...has an identical twin brother, Timoty, who plays professional volleyball in Australia...

Season	Team	AVG	G	AB	R	H	2B	3B	HR	RBI	BB	IBB	SO	SB	CS	OBP	SLG	OPS	HBP	SAC	SF
2021	F-MRL	.000	1	1	0	0	0	0	0	0	0	0	0	0	0	.500	.000	.500	1	0	0
2021	JUP	.253	23	75	14	19	6	2	6	20	15	0	20	0	0	.394	.627	1.021	3	0	1
2021	2 Teams	.250	24	76	14	19	6	2	6	20	15	0	20	0	0	.396	.618	1.014	4	0	1
2022	PNS	.258	90	318	66	82	25	1	13	51	55	0	75	10	5	.379	.465	.844	8	0	2
2023	JUP	.238	11	42	4	10	5	0	1	7	7	0	19	0	0	.347	.429	.776	0	0	0
2023	PNS	.255	38	137	24	35	2	0	8	26	23	0	34	3	2	.373	.445	.818	4	0	2
2023	JAX	.230	28	100	17	23	0	0	5	13	13	0	32	0	0	.333	.380	.713	3	0	1
2023	3 Teams	.244	77	279	45	68	7	0	14	46	43	0	85	3	2	.355	.419	.774	7	0	3
2024	PNS	.246	117	418	50	103	18	2	12	55	50	1	95	8	3	.340	.385	.725	10	0	2
Career	4 Teams	.249	308	1091	175	272	56	5	45	172	163	1	275	21	10	.359	.434	.793	29	0	8

McMILLON, JOHN MITCHELL... RHP... B-T: L-R... HT: 6-3; WT: 230... BORN: January 27, 1998, Lufkin, TX... DFA'd by MIA and claimed by PHI, 11/4/24...DFA'd and outrighted by PHI, 11/18...Non-roster invitee to PHI ST... Opened the season with Omaha (AAA) in KC's organization...Claimed off waivers by MIA on 8/2 and was assigned to Jacksonville (AAA)...Recalled by MIA on 8/9 and did not allow a run in eight of his 10 relief appearances...Placed on the IL on 9/12 with right elbow tightness and missed the remainder of the season...Faced 47 batters with MIA and held them to a .171/.261/.244 slash line (.505 OPS) along with 13 strikeouts... 2023: Pitched at four different levels in 2023, starting at Low-A Columbia before making his Major League debut on Aug. 17... Recorded a 2.10 ERA (12 ER in 51.1 IP) with 91 strikeouts (45.3 K%) in 37 outings between Low-A Columbia, High-A Quad Cities and Double-A Northwest Arkansas... Across all four levels—including the Majors—he recorded 99 strikeouts in 55.1 innings for a 16.1 K/9...Attended Texas Tech University from 2017-20, where he recorded a 1.75 ERA (5 ER in 25.2 IP) and hit eight HR in 77 plate appearances as a freshman... Graduated from Jasper High School (Texas) in 2016, when he was the No. 1 overall catcher in the state of Texas by Perfect Game...was also a three-year letterman on the football team...Originally signed by KC as an UDFA in 2020...Drafted by DET in the 11th Round of the 2019 MLB Draft but did not sign...Had previously been selected in the 21st Round by TB in 2016...

Season	Team	W	L	ERA	G	GS	CG	SHO	SV	IP	H	R	ER	HR	HB	BB	SO	WP	BK	AVG
2021	A-ROB	0	1	6.52	6	1	0	0	0	9.2	10	8	7	1	1	6	18	4	0	.256
2021	A-ROG	0	0	9.82	3	0	0	0	0	3.2	5	4	4	2	0	3	7	2	0	.313
2021	COL	0	0	7.36	4	0	0	0	0	3.2	1	3	3	1	1	4	7	1	0	.083
2021	3 Teams	0	1	7.41	13	1	0	0	0	17.0	16	15	14	4	2	13	32	7	0	.239
2021	2 Teams	0	1	7.43	9	1	0	0	0	13.1	15	12	11	3	1	9	25	6	0	.273
2022	COL	1	2	6.10	26	0	0	0	0	31.0	17	23	21	2	1	38	45	8	4	.167
2023	COL	1	0	3.38	9	0	0	0	4	10.2	4	4	4	0	0	6	21	3	4	.108
2023	QC	3	1	2.70	13	0	0	1	1	20.0	8	6	6	1	1	8	40	4	1	.119
2023	NWA	3	2	0.87	15	0	0	5	20.2	12	4	2	0	0	11	30	0	1	.171	
2023	KC	0	0	2.25	4	0	0	0	0	4.0	1	1	1	1	0	8	0	0	.077	
2023	3 Teams	7	3	2.10	37	0	0	10	10	51.1	24	14	12	1	1	25	91	7	6	.138
2024	OMA	5	2	6.53	28	0	0	0	0	30.1	31	22	22	7	1	26	35	3	2	.261
2024	JAX	0	0	0.00	1	0	0	0	0	1.0	0	0	0	0	0	1	2	0	0	.000
2024	MIA	2	1	1.50	10	0	0	0	0	12.0	7	4	2	1	0	5	13	0	0	.171
2024	2 Teams	5	2	6.32	29	0	0	0	0	31.1	31	22	22	7	1	27	37	3	2	.254
2024	2 Teams	5	2	6.32	29	0	0	0	0	31.1	31	22	22	7	1	27	37	3	2	.254
Career	MLB	2	1	1.69	14	0	0	0	0	16.0	8	5	3	2	0	5	21	0	0	.148
Career	MILB	13	8	4.75	105	1	0	0	10	130.2	88	74	69	14	5	103	205	25	12	.189

MEJIA, ENMANUEL... RHP... B-T: R-R... HT: 5-11; WT: 227... BORN: December 22, 1998, Bonao, DR... RE-SIDES: Bonao... HOW OBTAINED: Selected by Phillies from TB in minor league phase of 2024 Rule 5 Draft... SIGNED BY: Daurys Nin... MISC: Originally signed by PIT as an amateur free agent, 2/20/19... 2024: Spent the season with Durham (AAA) in the TB organization... 2023: Among TB minor league pitchers, ranked T-3rd in saves (7) and T-6th in appearances (41)... Was shuttled between Montgomery (AA) and Durham... 2022: Pitched for Altoona (AA) in the PIT organization... Was selected by TB from PIT in minor league phase of the Rule 5 draft, 12/7/22... 2021: Was named PIT's Minor League Reliever of the Year... Between Bradenton (A) and Greensboro (A), combined for a 0.42 ERA (2 ER, 42.2 IP) and 9 SV in 32 appearances... Was named an organizational All-Star... Was selected to the Florida State League post-season All-Star team... 2020: Did not pitch... 2019: Began professional career with Dominican Summer League Pirates-2 (R)... His 7 saves ranked T-5th in the DSL.

YEAR	CLUB	W-L	ERA	G	GS	CG	SHO	SV	IP	H	R	ER	HR	HB	BB	SO	WP	BK	AVG	
2019	DSL PIT	2-1	1.74	18	0	0	0	7	20.2	10	6	4	0	0	7	37	1	1	.137	
2020	Did not play																			
2021	Bradenton	4-1	0.00	21	0	0	0	8	26.1	15	4	0	0	0	17	35	8	0	.161	

2025 IRONPIGS

	Greensboro	1-1	1.10	11	0	0	0	1	16.1	11	7	2	2	2	10	18	2	0	.193
2022	Altoona	2-5	5.80	40	1	0	0	2	49.2	50	40	32	6	2	31	51	7	0	.262
2023	Montgomery	3-3	4.85	33	0	0	0	7	39.0	31	29	21	6	3	22	61	4	1	.207
	Durham	1-0	0.77	8	1	0	0	0	11.2	7	1	1	0	0	7	13	0	0	.167
2024	Durham	7-5	7.83	42	5	0	0	1	54.0	56	50	47	12	5	36	59	0	0	.262
Minors Totals		20-16	4.42	173	7	0	0	26	217.2	180	137	107	26	12	130	274	22	2	.220

MERCADO, DAVID MICHAEL (Michael)... RHP... B-T: R-R... HT: 6-4; WT: 205... BORN: April 15, 199, Greenville, SC...2024: Spent majority of the season with Lehigh Valley (AAA) and made his MLB debut with the Phillies, appearing in five games over two stints...Started the season with Lehigh Valley (AAA) before being recalled by the Phillies on 6/23 for his first career MLB stint...Made his MLB debut on 6/24 at DET and threw a perfect eighth inning with 1 SO on 15 pitches; fanned Carson Kelly for his first MLB strikeout... On 7/2 at CHI, earned the win in his first career start (5 IP, 2 H, ER, 2 BB, 4 SO); became the first Phillies pitcher to earn his first MLB win at Wrigley Field since 2015 (Aaron Nola)... Optioned to Lehigh Valley postgame on 7/19 and was recalled on 8/26 for his second MLB stint...Named IronPigs Pitcher of the Year after posting a 2.07 ERA (16 ER, 69.2 IP) in 32 games (10 starts) with one save...2023: Traded by TB to PHI on 11/6/23 in exchange for LHP Adam Leverett and cash... Was a non-roster invitee to ML spring training with TB...Split the season between Montgomery (AA) and Durham (AAA)...In 52 games (two starts) between both levels, had 95 SO in 62.0 IP (13.8 SO/9.0 IP) with 35 BB and a 4.79 ERA (33 ER)...Over his final 11 appearances of the season (all with Durham), went multiple innings in seven of them and struck out 30 of the 67 batters he faced (44.8% strikeout rate) in those multi-inning appearances...2022: Pitched for Double-A Montgomery and ranked among team leaders in strikeouts (115, first) and innings (112.2, second)...ranked eighth in the Southern League in strikeouts...ranked among Rays Minor Leaguers in strikeouts (tied for sixth), innings (seventh) and starts (20, ninth)...named SL Pitcher of the Week for Aug. 15-21... Underwent Tommy John Surgery late in the 2018 season, missing all of 2019 and subsequently 2020 with the cancellation of the MiLB season...Returned in 2021, spending the whole year at High-A... Originally drafted by TBR in the 2nd Round of the 2017 MLB Draft out of high school... Attended Westview High School (CA) and had committed to Stanford University before being drafted...Ranked 76th nationally in the final 2017 Perfect Game class rankings...

Season	Team	W	L	ERA	G	GS	CG	SHO	SV	IP	H	R	ER	HR	HB	BB	SO	WP	BK	AVG
2017	G-RAY	0	0	1.69	8	8	0	0	0	21.1	21	4	4	1	0	4	14	4	0	.256
2018	HV	1	2	5.22	11	11	0	0	0	50.0	55	34	29	6	1	16	38	4	0	.274
2021	BG	2	5	5.35	22	18	0	0	0	70.2	68	47	42	16	3	23	81	6	0	.250
2022	MTG	4	8	4.91	24	20	0	0	0	102.2	102	57	56	17	6	36	115	4	0	.254
2023	MTG	2	1	4.43	24	0	0	0	4	22.1	13	14	11	3	1	14	39	1	0	.165
2023	DUR	2	2	4.99	28	2	0	0	2	39.2	35	23	22	9	1	21	56	2	0	.235
2023	2 Teams	4	3	4.79	52	2	0	0	6	62.0	48	37	33	12	2	35	95	3	0	.211
2024	LHV	3	1	2.07	32	10	0	0	1	69.2	51	19	16	4	3	35	64	1	0	.210
2024	PHI	1	2	11.08	5	2	0	0	0	13.0	16	16	16	9	1	9	10	1	0	.296
Career MLB		1	2	11.08	5	2	0	0	0	13.0	16	16	16	9	1	9	10	1	0	.296
Career MiLB		14	19	4.30	149	69	0	0	7	376.1	345	198	180	56	15	149	407	22	0	.242

MERCADO, ÓSCAR MAURICIO... OF... B-T...: R-R... HT: 6-1; WT: 197... BORN: December 16, 1994, Cartagena, COL... Non-roster invitee to Phillies ST...Signed by PHI as MiLB FA, 2/14/25...2024: Was a non-roster invitee to Spring Training with SD...Began the season with El Paso (AAA) and was released on 8/1...Signed a Minor League contract with DET on 8/23 and spent the remainder of the season with Toledo (AAA)...In 93 total games with El Paso and Toledo, combined to slash .222/.308/.405 (.713 OPS) with 11 doubles, five triples, 12 HR, 50 RBI and 16 stolen bases. 2023: season with three different organizations (STL, SD & LAD)...appeared in 15 Major League games for the Cardinals, as well as 34 games for Triple-A Memphis (STL), 31 for Triple-A El Paso (SD) and 15 for Triple-A Oklahoma City (LAD)...designated for assignment by STL on July 3, elected free agency on July 5 and was signed by SD to a Minor League contract on July 7...Released by SD on Aug. 21 before signing with LAD as a Minor League free agent on Aug. 25...Played for Colombia in the 2023 World Baseball Classic in March, going 4-for-13 (.308) at the dish...2022: Began the season on the Cleveland Opening Day roster and played in 55 games...Was placed on waivers and claimed by Philadelphia (6/27). Played in one game with the Phillies vs. Atlanta (6/30) and scored a run before being placed on waivers and claimed by Cleveland (7/4)... Would play in only five more Major League games before being designated for assignment and finishing the season in Columbus (AAA)...2021: Spent the last three months in Cleveland following March 21 option to the Columbus Alternate Site and eventual June 28 recall to Cleveland, spending the remainder of the regular season at the ML level...2020: Started on Opening Day in center field for CLE...2019: Made his Major League debut with Cleveland on May 14...Led American League rookies in stolen bases (15) and runs scored (70) and finished third in hits (118) and T3rd in doubles (25)... His 15 homers were the most by a CLE rookie since Ben Francisco (15 in 2008)...2018: Traded by STL to CLE for CF Conner Capel and RF Jhon Torres...2017: Made the full conversion from shortstop to outfield, playing 108 games in centerfield, starting 104... Named to the Texas League Mid-Season All-Star team...Participated in the World Baseball Classic for Colombia and appeared in two games, scoring one run...2016: Converted from shortstop to outfield in late July. Started 80 games at shortstop, 38 games in centerfield and one each at third base and right field...2015: Named to the Midwest League Mid-Season All-Star team... Originally drafted by STL in the 2nd Round of the 2013 MLB Draft (Vivian Gaither HS)...Born in Colombia and immigrated to the Tampa, Fla., area on his father's (Oscar Sr.) work visa when he was seven

2025 IRONPIGS

years old...Signed his letter of intent to play college baseball at Florida State University...Earned U.S. Citizenship in March 2018 during Spring Training...

Season	Team	AVG	G	AB	R	H	2B	3B	HR	RBI	BB	IBB	SO	SB	CS	OBP	SLG	OPS	HBP	SAC	SF
2013	G-CAR	.209	42	163	18	34	5	4	1	14	17	0	39	12	4	.290	.307	.597	3	0	3
2014	JC	.224	60	245	41	55	9	1	3	25	20	0	37	26	7	.303	.306	.609	8	0	1
2015	PEO	.254	117	472	70	120	23	3	4	44	23	0	61	50	19	.297	.341	.638	8	5	5
2016	PMB	.215	125	442	50	95	23	1	0	27	44	0	71	33	20	.296	.271	.567	9	6	5
2017	SPR	.287	120	477	76	137	20	4	13	46	32	2	112	38	19	.341	.428	.769	9	1	4
2018	MEM	.285	100	382	73	109	21	1	8	42	36	0	64	31	8	.351	.408	.759	4	2	3
2018	COL	.252	32	103	12	26	5	1	0	5	13	0	23	6	4	.342	.320	.662	1	2	0
2018	2 Teams	.278	132	485	85	135	26	2	8	47	49	0	87	37	12	.349	.390	.739	5	4	3
2018	2 Teams	.278	132	485	85	135	26	2	8	47	49	0	87	37	12	.349	.390	.739	5	4	3
2019	COL	.294	30	119	24	35	10	1	4	15	16	0	32	14	3	.396	.496	.892	4	1	0
2019	CLE	.269	115	438	70	118	25	3	15	54	28	0	84	15	4	.318	.443	.761	5	7	4
2020	CLE	.128	36	86	6	11	1	0	1	6	5	0	27	3	0	.174	.174	.348	0	1	1
2021	COL	.216	45	171	29	37	13	1	5	23	23	0	32	9	1	.327	.392	.719	6	1	2
2021	CLE	.224	72	214	27	48	11	1	6	19	21	0	42	7	1	.300	.369	.669	2	1	0
2022	COL	.281	49	167	25	47	7	3	5	31	18	0	28	9	4	.363	.449	.812	4	0	1
2022	PHI	.000	1	1	0	0	0	0	0	0	0	0	1	0	0	.000	.000	.000	0	0	0
2022	CLE	.208	54	120	17	25	6	1	4	16	5	0	28	2	2	.244	.375	.619	1	0	1
2022	2 Teams	.207	55	121	17	25	6	1	4	16	5	0	29	2	2	.242	.372	.614	1	0	1
2023	MEM	.278	34	126	18	35	12	0	2	12	14	0	28	15	3	.361	.421	.782	3	1	1
2023	ELP	.339	31	124	28	42	5	3	10	37	11	0	29	10	1	.399	.669	1.068	2	0	1
2023	OKC	.259	15	58	11	15	4	0	2	13	4	0	16	3	1	.313	.431	.744	1	0	1
2023	STL	.290	20	31	3	9	3	0	0	5	1	0	4	2	1	.313	.387	.700	0	0	0
2023	3 Teams	.299	80	308	57	92	21	3	14	62	29	0	73	28	5	.367	.523	.890	6	1	3
2023	3 Teams	.299	80	308	57	92	21	3	14	62	29	0	73	28	5	.367	.523	.890	6	1	3
2024	ELP	.226	78	266	47	60	10	5	11	42	28	0	49	12	4	.307	.425	.732	6	1	6
2024	TOL	.200	15	45	4	9	1	0	1	8	8	0	11	4	0	.315	.289	.604	0	1	1
2024	2 Teams	.222	93	311	51	69	11	5	12	50	36	0	60	16	4	.308	.405	.713	6	1	7
2024	2 Teams	.222	93	311	51	69	11	5	12	50	36	0	60	16	4	.308	.405	.713	6	1	7
Career	MLB	.237	298	890	123	211	46	5	26	100	60	0	186	29	8	.289	.388	.677	8	9	6
Career	MILB	.255	893	3360	526	856	168	28	69	384	307	2	632	272	98	.327	.383	.710	68	20	34

MILLER, AIDAN... INF... B-T: R-R... HT: 6-1 WT: 205... BORN: June 9, 2004, Dunedin, FL...2024: Appeared in 102 games between Clearwater (A), Jersey Shore (A) and Reading (AA)... Combined to slash .261/.366/.446 with an .812 OPS over 462 plate appearances while making 90 starts at shortstop...Was the starting shortstop for the National League in the All-Star Futures Game on 7/13 at Globe Life Field; went 0-for-1 with an RBI and HBP...Led all Phillie Phanatic Minor Leaguers in doubles (28), ranked T-second in triples (six), third in XBH (45), fifth in total bases (176), sixth in hits (103) and walks (56), T-sixth in runs (64), seventh in SLG and OPS, T-seventh in stolen bases (23), eighth in RBI (60) and ninth in OBP... Was selected to MLB Pipeline Prospect Team of the Week twice, 5/6-12 and 8/19-25...Promoted to Jersey Shore on 6/10... Named South Atlantic League Player of the Month for August, slashing .299/.370/.536 (.906 OPS) in 108 PA in 25 games... His five hits on 9/1 vs. Hudson Valley tied a BlueClaws club record... 2023: Began professional career with Florida Complex League Phillies (R)... Made pro debut, 7/27 vs FCL Tigers and had 3 hits (2 2B)... Promoted to Clearwater (A), 8/24... Reached base in 19 of his 20 games... Slashed .348/.360/.565 (.925 OPS) in 6 postseason games... Following the season, was named the No. 4 prospect in the Phillies system by Baseball America...Drafted by the Phillies in the 1st Round (27th Overall) of the 2023 MLB Draft... Was named MVP of the 2022 Perfect Game All-American Classic...

Season	Team	AVG	G	AB	R	H	2B	3B	HR	RBI	BB	IBB	SO	SB	CS	OBP	SLG	OPS	HBP	SAC	SF
2023	F-PHI	.414	10	29	6	12	2	0	2	6	0	0	5	0	0	.528	.483	1.011	1	0	0
2023	CLR	.216	10	37	4	8	1	1	0	0	6	0	10	4	1	.341	.297	.638	1	0	0
2023	2 Teams	.303	20	66	10	20	3	1	0	2	12	0	15	4	1	.425	.379	.804	2	0	0
2024	CLR	.275	39	149	28	41	16	0	5	26	26	0	39	10	1	.401	.483	.884	6	0	1
2024	JS	.258	58	225	35	58	12	6	6	32	30	0	57	12	4	.353	.444	.797	3	0	0
2024	REA	.190	5	21	1	4	0	0	0	2	0	0	4	1	0	.227	.190	.417	1	0	0
2024	3 Teams	.261	102	395	64	103	28	6	11	60	56	0	100	23	5	.366	.446	.812	10	0	1
Career	MILB	.267	122	461	74	123	31	7	11	62	68	0	115	27	6	.375	.436	.811	12	0	1

MOORE, ROBERT JAMES... INF... B-T: S-R... HT: 5-7; WT: 186... BORN: March 31, 2002, Atlanta, GA... RESIDES: Leawood, KS... HOW OBTAINED: Acquired from MIL with Hendry Mendez in exchange for Oliver Dunn, 11/14/23... SIGNED BY: Mark Muzzi... EDUCATION: Attended University of Arkansas... 2019 graduate of Shawnee Mission East HS (KS)... MISC: Originally selected by MIL in 2nd round of 2022 MLB Draft... PERSONAL: Is the son of longtime KC executive and current senior advisor for TEX, Dayton Moore... 2024: Spent the season with Reading (AA)... Ranked 1st in 2B, 3rd in RBI and T-5th in HR on the club... Posted a .994 fielding percentage in his 45 games (178 chances) at 2nd base... 2023: Spent season with Wisconsin (A) in the MIL organization... Made starts at 2nd base (71), SS (43) and 3rd base (1)... 2022: Began professional career with Arizona Complex League Brewers Blue (R)... Transferred to

2025 IRONPIGS

ACL Brewers Gold, 8/5, and back on 8/6... Promoted to Carolina (A), 8/9.

YEAR	CLUB	AVG	G	AB	R	H	2B	3B	HR	RBI	SH	SF	HP	BB	SO	SB	CS	OBP	SLG	OPS	E
2022	ACL MIL	.091	3	11	1	1	1	0	0	1	0	0	1	1	0	0	.231	.182	.413	1	
	ACL MIL	.250	1	4	2	1	0	0	0	1	0	0	0	1	1	0	.400	.250	.650	0	
	ACL COM	.133	4	15	3	2	1	0	0	2	0	0	1	2	2	1	0	.278	.200	.478	1
	Carolina	.264	27	110	14	29	8	0	3	14	0	0	2	13	28	6	2	.352	.418	.770	4
2023	Wisconsin	.233	123	490	68	114	33	3	8	62	2	5	11	55	108	26	13	.321	.361	.682	11
2024	Reading	.240	107	379	48	91	20	0	9	41	5	3	9	39	73	19	11	.323	.364	.687	12
Minors Totals		.237	261	994	133	236	62	3	20	119	7	8	23	109	211	52	26	.325	.366	.691	28

MOORE, WESLEY... LHP... B-T: R-L... HT: 6-2; WT: 201... BORN: September 5, 1999, White Rock, British Columbia, Canada... RESIDES: Surrey, British Columbia... HOW OBTAINED: Signed by Phillies as an amateur free agent, 11/9/22... SIGNED BY: Justin Munson... EDUCATION: 2022 graduate of Kansas State University... Also attended California State University, Northridge... 2017 graduate of Vauxhall Academy of Baseball (Can.)... 2024: Began season with Jersey Shore (A)... Was promoted to Reading (AA), 5/6... Was on the IL (left shoulder inflammation), 5/18-7/29, which included a rehab assignment with Jersey Shore... Did not allow a run in his final 9 games of the season, 8/16-9/15, which was tied for the longest streak of scoreless outings at Reading... Pitched for Glendale in the Arizona Fall League... 2023: Began his professional career with Clearwater (A)... Was named Phillies Minor League Pitcher of the Month for May, allowing only 2 ER in 13.2 IP and striking out 22 of the 59 batters he faced (37.3%)... Among Phillies minor leaguers with at least 50.0 IP, ranked 1st in ERA & OPP AVG, 2nd in SO/9.0 IP (13.33), 3rd in SO% (34.3%) and 6th in WHIP (1.14)... Was promoted to Jersey Shore, 6/12... Was on the IL (left thoracic spine strain), 9/3-19.

YEAR	CLUB	W-LERA	G	GS	CG	SHO	SV	IP	H	R	ER	HR	HB	BB	SO	WP	BK	AVG	
2023	Clearwater	4-0	0.72	17	0	0	0	2	25.0	14	7	2	0	4	12	39	7	0	.157
	Jersey Shore	0-1	1.91	25	0	0	0	3	28.1	20	7	6	3	3	15	40	0	1	.194
2024	Jersey Shore	0-0	2.70	12	0	0	0	1	13.1	10	4	4	1	1	3	18	0	0	.204
	Reading	0-0	5.65	16	0	0	0	0	14.1	14	9	9	2	2	7	15	1	0	.250
Minors Totals		4-1	2.33	70	0	0	0	6	81.0	58	27	21	6	10	37	112	8	1	.250

MOSSER, GABRIEL MICHAEL (Gabe)... RHP... B-T: R-R... HT: 6-4; WT: 191... BORN: June 8, 1996, Allentown, PA... RESIDES: Allentown... HOW OBTAINED: Signed by Phillies as a minor league free agent, 11/13/24... EDUCATION: Attended Shippensburg University (PA)... 2014 graduate of Parkland HS (PA)... MISC: Originally selected by SD in 27th round of 2018 MLB Draft... 2024: Spent the season with El Paso (AAA) in the SD organization and led all Padres minor leaguers in IP, was tied for the lead in starts and ranked 7th in SO... Pitched for Peoria in the Arizona Fall League... 2023: Pitched for San Antonio (AA)... Was on the IL (right elbow surgery), beginning of the season-7/5, which included rehab assignments with Arizona Complex League Padres (R) and Lake Elsinore (A)... 2022: Began the season with San Antonio before being placed on the IL (right elbow surgery) on 5/12 and missing the remainder of the season... 2021: Spent the entire year with Fort Wayne (A)... Ranked 2nd on the club in starts and T-4th in SO... Was on the IL (right elbow strain), 7/17-8/12... 2020: Did not pitch... 2019: Began the season with Fort Wayne... Was transferred to Lake Elsinore, 7/6... 2018: Began professional career with Tri-City (A)... Made his pro debut, 6/18 at Salem-Keizer and pitched a perfect inning in relief... Was transferred to Fort Wayne, 8/22... Combined for a 1.70 ERA (8 ER, 42.1 IP) and a 1.04 WHIP in his 19 relief appearances between both clubs.

YEAR	CLUB	W-LERA	G	GS	CG	SHO	SV	IP	H	R	ER	HR	HB	BB	SO	WP	BK	AVG		
2018	Tri-City	2-1	2.37	16	0	0	0	1	30.1	26	8	8	3	0	7	41	1	1	.230	
	Fort Wayne	1-1	0.00	3	0	0	0	0	12.0	8	1	0	0	0	3	18	0	0	.182	
2019	Fort Wayne	4-5	4.25	14	14	0	0	0	72.0	80	42	34	4	3	12	76	4	1	.275	
	LE	3-0	4.00	8	5	0	0	0	36.0	40	20	16	5	1	13	34	1	0	.286	
2020	Did not pitch																			
2021	Fort Wayne	4-8	4.39	21	14	0	0	0	80.0	80	42	39	7	4	23	72	7	1	.261	
2022	San Antonio	0-1	4.94	5	5	0	0	0	23.2	27	14	13	4	1	8	12	1	0	.293	
2023	ACL Padres	2-0	3.00	6	2	0	0	0	12.0	16	8	4	1	0	2	19	0	0	.302	
	LE	0-1	8.10	1	1	0	0	0	3.1	5	4	3	0	0	3	3	0	0	.333	
	San Antonio	1-4	4.97	10	9	0	0	0	38.0	43	26	21	10	2	15	31	3	0	.285	
2024	El Paso	7-7	5.40	28	26	0	0	0	133.1	146	83	80	15	4	48	103	2	1	.279	
Minors Totals		24-28	4.45	112	76	0	0	1	440.2	471	248	218	49	15	134	409	19	4	.272	

NAVA, ANDRICK SAMUEL... C... B-T: S-R... HT: 5-11; WT: 236... BORN: October 6, 2001, Cabimas, VZ... RESIDES: Cabimas... HOW OBTAINED: Signed by Phillies as an amateur free agent, 7/2/18... SIGNED BY: Rafael Álvarez and Rómulo Oliveros... 2024: Started season with Jersey Shore (A)... Was promoted to Reading (AA), 6/10... Was on the IL (right ankle fracture), 7/13-8/11, which included a rehab assignment with Jersey Shore... Posted a .349/.415/.512 slash line (.927 OPS) in 14 May games... Walked in 6 straight games, 6/19-7/4, which was the longest streak on Reading this season... 2023: Spent season with Jersey Shore... Set a career high for games played... 2022: Began season with Jersey Shore... Transferred to Clearwater (A), 6/6... Was on the IL (right thumb contusion), 6/30-7/6... Transferred back to

2025 IRONPIGS

Jersey Shore, 8/5... Hit 3 of his 4 home runs in July... 2021: Was on the IL for the entire year with a right shoulder labrum sprain... Appeared in 3 games with Florida Complex League Phillies (R) on a rehab assignment in July... 2020: Participated in Florida Instructional League... 2019: Led all Phillies short-season minor leaguers (min. 150 AB) in AVG (.333)... Ranked 6th in the Gulf Coast League in AVG & hits and was T-10th in games... Began professional career with GCL Phillies West (R)... Recorded a 15-game hitting streak, 7/13-8/2, which was the longest such streak in the GCL... Participated in FIL... Following the season, was named the No. 6 prospect from the GCL by Baseball America.

YEAR	CLUB	AVG	G	AB	R	H	2B	3B	HR	RBI	SH	SF	HP	BB	SO	SB	CS	OBP	SLG	OPS	E
2019	GCL PHI	.314	44	156	25	49	6	0	1	20	0	1	1	8	20	1	1	.349	.372	.721	3
2020	Did not play																				
2021	FCL Phillies	.333	3	6	0	2	1	0	0	0	0	0	0	0	2	0	0	.333	.500	.833	2
2022	Jersey Shore	.243	22	70	8	17	4	1	0	8	0	2	0	10	13	1	0	.329	.329	.658	4
	Clearwater	.237	32	114	12	27	3	0	4	19	0	0	0	10	25	0	0	.298	.368	.666	0
2023	Jersey Shore	.221	64	208	16	46	10	0	3	27	0	2	2	34	45	0	1	.333	.313	.646	7
2024	Jersey Shore	.282	39	135	16	38	9	1	3	25	0	4	1	16	31	0	0	.353	.430	.782	3
	Reading	.210	22	62	3	13	1	0	0	3	0	0	1	11	9	0	1	.338	.226	.564	2
Minors Totals		.256	226	751	80	192	34	2	11	102	0	9	5	89	145	2	3	.335	.350	.685	21

NEUNBORN, MITCHELL CARL (Mitch)... RHP... B-T: R-R... HT: 6-0; WT: 189... BORN: June 27, 1997, Johannesburg, South Africa... RESIDES: Perth, Australia... HOW OBTAINED: Signed by Phillies as an amateur free agent, 3/24/23... SIGNED BY: Howard Norsetter... EDUCATION: Attended North Iowa Community College... MISC: Pitched in the Australian Baseball League, 2019-21 and 2022-23... 2024: Split season between Reading (AA) and Jersey Shore (A)... Ranked 2nd in ERA among Phillies minor league pitchers (min. 75 IP) with a 3.15 ERA (32 ER, 91.1 IP) and ranked T-9th in wins (7)... His 2.39 ERA with Jersey Shore was 5th in the South Atlantic League (min. 50 IP)... Notched a 0.98 ERA (3 ER, 27.2 IP) in 5 August starts with Jersey Shore... 2023: Pitched for Australia in the World Baseball Classic... Spent season with Jersey Shore... Was named South Atlantic League Player of the Week, 8/28-9/3... His .172 OPP AVG (26-151) was the best on the team (min. 150 batters faced) and he made the 6th-most starts... Made 1 postseason start... Pitched for Scottsdale in the Arizona Fall League.

YEAR	CLUB	W-LERA	G	GS	CG	SHO	SV	IP	H	R	ER	HR	HB	BB	SO	WP	BK	AVG
2023	Jersey Shore	3-4	3.38	16	10	0	0	42.2	26	16	16	3	3	14	54	4	3	.172
2024	Reading	2-1	5.32	15	1	0	0	23.2	28	22	14	2	1	18	26	4	1	.283
	Jersey Shore	5-5	2.39	14	14	0	0	67.2	50	26	18	5	3	24	70	3	4	.203
Minors Totals		10-10	3.22	45	25	0	0	134.0	104	64	48	10	7	56	150	11	8	.210

PADILLA, NICHOLAS GILBERT... RHP... B-T: R-R... HT: 6-2... WT: 220... BORN: December 24, 1996, Bronx, NY... Signed by the Phillies as a MiLB FA, 11/15/24... Non-roster invitee to PHI ST... 2024: Began the season with Charlotte (AAA) in the CWS organization and appeared in five games before being placed on the Minor League IL with a right shoulder strain... Made rehab appearances with Arizona Complex League White Sox (R) and Winston-Salem (A)... Posted a 2.82 ERA (4 ER, 22.1 IP) across 19 appearances with 26 strikeouts after re-joining Charlotte on 7/21... 2023: DFA'd and outrighted by CWS, 11/29... Spent most of the season with Class AAA Charlotte... Also made three relief appearances with the White Sox... Was added as the 27th player for a doubleheader on 4/18 vs. Philadelphia but did not pitch before returning to the Knights... Pitched for Puerto Rico at the World Baseball Classic and went 1-0 with a 0.00 ERA (2.1 IP) in three relief appearances... Became the sixth player from the White Sox organization to represent the country in the event's history... 2022: Spent the season between four Minor League teams in the Cubs and White Sox organizations, going 3-1 with a 2.21 ERA (13 ER/53.0 IP), .173 (32-185) opponents average, 1.19 WHIP and 66 strikeouts (11.2 per 9.0 IP) over 39 relief appearances... Began the season with Class A South Bend in the Cubs system... was promoted to Class AA Tennessee on 5/9 and Class AAA Iowa on 7/18... contract was selected by the Cubs on 8/23 and made his Major-League debut that night in Game 2 of a doubleheader vs. St. Louis... Designated for assignment on 9/6... Claimed by the White Sox off waivers on 9/9 and assigned to Class AAA Charlotte... Selected in the 2020 MiLB Rule 5 Draft by CHC from TB... Originally drafted by TB in the 13th Round of the 2015 MLB Draft (Grayson College)...

Season	Team	W	L	ERA	G	GS	CG	SHO	SV	IP	H	R	ER	HR	HB	BB	SO	WP	BK	AVG
2016	G-RAY	0	2	2.01	8	8	0	0	0	22.1	22	10	5	0	0	7	19	2	0	.250
2017	HV	3	2	2.38	11	7	0	0	0	34.0	34	14	9	0	1	10	29	6	0	.262
2018	HV	3	5	3.30	12	12	0	0	0	60.0	54	27	22	3	1	12	44	1	0	.247
2018	BG	1	2	9.00	7	0	0	0	0	9.0	22	17	9	2	0	2	9	2	0	.423
2018	2 Teams	4	7	4.04	19	12	0	0	0	69.0	76	44	31	5	1	14	53	3	0	.280
2019	BG	7	2	3.48	31	0	0	0	2	62.0	61	26	24	4	3	29	76	5	0	.260
2021	SB	0	0	16.20	2	0	0	0	0	1.2	4	3	3	0	0	2	2	0	0	.500
2022	SB	1	0	1.80	7	0	0	0	1	10.0	4	3	2	0	3	5	18	4	0	.125
2022	TNS	1	1	2.82	15	0	0	0	2	22.1	16	9	7	0	1	14	25	3	0	.195
2022	IOW	1	0	1.23	10	0	0	0	1	14.2	8	2	2	0	0	8	17	0	0	.160
2022	CLT	0	0	3.00	7	0	0	0	0	6.0	4	3	2	1	2	4	6	1	0	.190
2022	CHC	0	0	5.40	1	0	0	0	0	1.2	2	1	1	0	0	2	1	1	0	.286

2025 IRONPIGS

2022	4 Teams	3	1	2.21	39	0	0	0	4	53.0	32	17	13	1	6	31	66	8	0	.173
2022	2 Teams	1	0	1.74	17	0	0	0	1	20.2	12	5	4	1	2	12	23	1	0	.169
2023	CLT	2	3	5.52	44	0	0	0	5	45.2	49	31	28	5	6	39	54	3	1	.280
2023	CWS	0	1	5.79	3	0	0	0	0	4.2	9	3	3	1	0	1	6	0	0	.409
2024	A-WSX	0	0	0.00	2	0	0	0	0	2.2	1	0	0	0	1	1	5	1	0	.125
2024	WS	1	0	2.45	2	0	0	0	0	3.2	2	1	1	0	0	4	4	1	0	.167
2024	CLT	0	3	3.23	25	0	0	0	0	30.2	21	12	11	5	1	16	37	0	0	.194
2024	3 Teams	1	3	2.92	29	0	0	0	0	37.0	24	13	12	5	2	21	46	2	0	.188
Career	MLB	0	1	5.68	4	0	0	0	0	6.1	11	4	4	1	0	3	7	1	0	.379
Career	MILB	20	20	3.47	183	27	0	0	11	324.2	302	158	125	20	19	153	345	29	1	.248

PAINTER, ANDREW PATRICK... RHP... B-T: R-R... HT: 6-7; WT: 215... BORN: April 10, 2003, Pompano Beach, FL...2024: Missed the entire season while recovering from Tommy John surgery...Following the season, pitched for Glendale in the Arizona Fall League and was named AFL Pitcher of the Year...Made six starts in the AFL and went 2-0, 2.30 ERA (4 ER, 15.2 IP) with 18 strikeouts to four walks...Following the season, was named the No. 1 prospect in the Phillies system by Baseball America and the No. 8 prospect in baseball by MLB.com...Rated as having the best fastball in the Phillies system by Baseball America following the season... 2023: Went to ML spring training as a non-roster invitee... Missed entire season (right elbow surgery)... Underwent successful right elbow ulnar collateral ligament reconstruction with ulnar nerve transposition surgery on 7/25... Following the season, was named the No.1 prospect in the Phillies minor league system by Baseball America and rated as having the best fastball in the Phillies system... 2022: Was named the Paul Owens Award winner as the best pitcher in the Phillies minor league system... Named Baseball America Minor League Pitcher of the Year and MLB Pipeline Pitcher of the Year... Was also rated as having the best slider and control in the Phillies system by Baseball America... Selected as an MiLB.com Organization All-Star... Led all Phillies minor leaguers in strikeouts (155), ERA (1.56, min. 50.0 IP) and WHIP (0.89, min. 50.0 IP) and was T-1st in CG (1) and SHO (1) and 4th in starts (22) and IP (103.2)... Was the first Phillies minor leaguer with a sub-1.60 ERA and at least 145 strikeouts since Cole Hamels in 2003... Began season with Clearwater (A)... Struck out 14 batters on 4/23 vs Tampa... Was promoted to Jersey Shore (A), 6/6... Tossed a shutout (7.0 IP) on 8/6 vs Hudson Valley... Promoted to Reading (AA), 8/21... Struck out 38.7% of batters he faced (401) and walked only 6.2% (25)... Averaged 13.46 SO/9.0 IP (103.2 IP)... Following the season, was named the top prospect in the Phillies minor league system by Baseball America and the No. 1 pitching prospect in baseball by MLB.com...2021: Following the season, was named the No. 2 prospect in the Phillies minor league system by Baseball America... Began professional career with Florida Complex League Phillies (R)... Participated in Florida Instructional League... Named 2021 Gatorade Florida Baseball Player of the Year and selected as a Baseball America High School All-American after going 6-1 with a 0.31 ERA while holding opponents to a .119 AVG during his senior season... Drafted by the Phillies in the 1st Round (13th Overall) of the 2021 MLB Draft...

Season	Team	W	L	ERA	G	GS	CG	SHO	SV	IP	H	R	ER	HR	HB	BB	SO	WP	BK	AVG
2021	F-PHI	0	0	0.00	4	4	0	0	0	6.0	4	0	0	0	0	0	12	0	0	.190
2022	CLR	1	1	1.40	9	9	0	0	0	38.2	17	10	6	0	1	16	69	4	1	.130
2022	JS	3	0	0.98	8	8	1	1	0	36.2	25	7	4	2	1	7	49	1	0	.185
2022	REA	2	1	2.54	5	5	0	0	0	28.1	25	8	8	3	2	2	37	0	0	.238
2022	3 Teams	6	2	1.56	22	22	1	1	0	103.2	67	25	18	5	4	25	155	5	1	.181
Career	MILB	6	2	1.48	26	26	1	1	0	109.2	71	25	18	5	4	25	167	5	1	.181

PHILLIPS, TYLER NICHOLAS... RHP... B-T: R-R... HT 6-5 WT: 225... BORN: October 27, 1997, Lumberton, NJ...2024: Made his MLB debut with the Phillies, appearing in eight games (seven starts) over two stints with the club... Began the season with Lehigh Valley (AAA)...Earned wins and tossed complete games in consecutive outings for the Iron-Pigs on 5/15 at Norfolk and 5/21 at Rochester, both were seven-inning doubleheaders...Had his contract selected on 7/5... Made his MLB debut in relief on 7/7 at ATL (4 IP, ER, 0 BB, 7 SO) and struck out the first four batters he faced...Became the first Phillies pitcher since at least 1961 to strike out the first four batters faced to begin a MLB career...Earned the win in his first MLB start on 7/13 vs OAK (6 IP, 4 ER)...Tossed a shutout in his fourth ML start on 7/27 vs CLE (9 IP, 4 H, 1 BB, 4 SO, 105 pitches); became the first Phillies rookie to throw a SHO since Zach Eflin on 7/22/16...Had the following rankings in the NL for July (min. 20 IP): third in SO/BB (9.50), fourth in BB/9.0 IP (0.72), T-4th in wins (three) and fifth in ERA (1.80) & WHIP (0.76)... 2023: Began season with Double-A Reading...Promoted to LHV on 7/26...First full-season back after Tommy John surgery in October of 2021...Posted the 3rd highest inning total (122.2IP) of his career and first 100+ IP season since 2019...Opening Day starter for Reading...Tied with Nick Nelson for most starts among minor leaguers in the Phillies organization (25)... 110 strikeouts ranked third, 122.2 IP was second, 4.92 ERA was 10th and 1.52 WHIP was also tenth amongst Phillies' Minor League starting pitchers...Fired 7 innings, allowing just one run, 8/19vsJAX, first time going seven innings since 8/7/19...2018 SAL Mid-Season All-Star...Baseball America Low Class A All-Star (2018)... Added to Rangers 40-man roster in November 2019...DFA'd and claimed off waivers by the Phillies in July 2021...Was released by Phillies at end of the 2021 season before re-signing as a MiLB free agent...Grew up a Phillies and Philadelphia sports fan... Originally drafted by Texas in 16th Round of 2015 MLB draft out of Bishop Eustace Prep (Pennsauken, NJ) ... Was on the same high school pitching staff as Devin Smeltzer and Zac Gallen...

Season	Team	W	L	ERA	G	GS	CG	SHO	SV	IP	H	R	ER	HR	HB	BB	SO	WP	BK	AVG
--------	------	---	---	-----	---	----	----	-----	----	----	---	---	----	----	----	----	----	----	----	-----

2025 IRONPIGS

2015	A-RAN	0	1	3.60	13	0	0	0	1	15.0	13	8	6	2	0	1	10	1	0	.224
2016	SPO	4	7	6.44	13	13	0	0	0	58.2	78	49	42	2	5	20	57	9	0	.307
2017	SPO	4	2	3.45	13	13	0	0	0	73.0	78	33	28	6	1	11	78	6	0	.265
2017	HIC	1	2	6.39	7	4	0	0	0	25.1	28	21	18	2	5	9	15	4	0	.280
2017	2 Teams	5	4	4.21	20	17	0	0	0	98.1	106	54	46	8	6	20	93	10	0	.269
2018	HIC	11	5	2.67	22	22	1	0	0	128.0	117	41	38	4	3	14	124	13	0	.239
2018	DE	1	0	1.80	1	1	0	0	0	5.0	2	1	1	0	1	2	3	0	0	.125
2018	2 Teams	12	5	2.64	23	23	1	0	0	133.0	119	42	39	4	4	16	127	13	0	.235
2019	DE	2	2	1.19	6	6	0	0	0	37.2	28	6	5	1	1	6	28	1	0	.212
2019	FRI	7	9	4.73	18	16	0	0	0	93.1	95	56	49	15	4	20	74	7	0	.263
2019	2 Teams	9	11	3.71	24	22	0	0	0	131.0	123	62	54	16	5	26	102	8	0	.249
2021	JS	0	0	0.00	1	1	0	0	0	3.0	2	0	0	0	0	1	1	0	0	.200
2021	FRI	1	2	4.70	6	5	0	0	0	15.1	12	8	8	4	0	7	18	2	0	.207
2021	REA	0	0	6.35	4	4	0	0	0	11.1	12	9	8	2	0	3	11	1	0	.267
2021	RR	0	3	9.90	4	4	0	0	0	10.0	15	12	11	2	0	12	11	1	0	.341
2021	2 Teams	1	2	5.40	10	9	0	0	0	26.2	24	17	16	6	0	10	29	3	0	.233
2021	4 Teams	1	5	6.13	15	14	0	0	0	39.2	41	29	27	8	0	23	41	4	0	.261
2023	REA	4	5	5.03	17	16	0	0	0	82.1	84	48	46	12	2	30	80	4	1	.267
2023	LHV	0	2	4.69	9	9	0	0	0	40.1	51	30	21	1	3	22	30	1	0	.315
2023	2 Teams	4	7	4.92	26	25	0	0	0	122.2	135	78	67	13	5	52	110	5	1	.283
2024	LHV	8	5	5.08	20	20	2	0	0	118.2	117	71	67	14	2	49	100	7	1	.258
2024	PHI	4	1	6.87	8	7	1	1	0	36.2	45	28	28	9	2	7	28	0	0	.300
Career	MLB	4	1	6.87	8	7	1	1	0	36.2	45	28	28	9	2	7	28	0	0	.300
Career	MILB	43	45	4.37	154	134	3	0	1	717.0	732	393	348	67	27	207	640	57	2	.262

PINEDA, LEANDRO ANDRÉS... OF... B-T: L-L... HT: 6-3; WT: 241... BORN: June 4, 2002, Valencia, VZ... RESIDES: Valencia... HOW OBTAINED: Signed by Phillies as an amateur free agent, 7/6/18... SIGNED BY: Rafael Álvarez and William Mota... 2024: Played majority of season with Jersey Shore (A)... Was promoted to Reading (AA), 7/15... Was on the IL (left thumb tear), 8/5-end of season... 2023: Spent season with Jersey Shore... Led the team in games played and RBI, was T-1st in AB and doubles, T-2nd in hits, ranked 3rd in runs, TB (143), HR & BB and was T-3rd in triples... Played in 3 playoff games... 2022: Spent majority of season with Clearwater (A)... Promoted to Jersey Shore, 8/25... Recorded a 15-game on-base streak 5/22-6/11... 2021: Spent season with Florida Complex League Phillies (R)... 2020: Did not play... 2019: Began professional career with Dominican Summer League Phillies White (R).

YEAR	CLUB	AVG	G	AB	R	H	2B	3B	HR	RBI	SH	SF	HP	BB	SO	SB	CS	OBP	SLG	OPS	E
2019	DSL PHI	.184	61	190	22	35	4	0	1	19	3	2	6	22	40	4	4	.286	.221	.507	2
2020	Did not play																				
2021	FCL Phillies	.130	33	69	14	9	3	0	1	9	0	2	2	20	23	3	3	.333	.217	.550	1
2022	Clearwater	.219	73	256	34	56	16	6	3	29	0	#6	5	32	78	5	3	.311	.363	.674	3
	Jersey Shore	.150	16	60	9	9	3	1	0	5	0	1	2	7	19	0	0	.257	.233	.490	1
2023	Jersey Shore	.243	107	370	52	90	20	3	9	67	0	5	8	48	102	6	2	.339	.387	.725	2
2024	Jersey Shore	.260	78	292	39	76	11	2	8	45	0	4	8	23	70	3	2	.327	.394	.721	6
	Reading	.262	12	42	6	11	3	0	3	7	0	0	1	5	5	0	0	.354	.548	.902	0
Minors Totals		.224	380	1279	176	286	60	12	25	181	3	20	32	157	337	21	14	.319	.348	.667	15
# Tied for league lead																					

RANGEL, ALAN EDUARDO... RHP... B-T: R-R... HT: 6-2; WT: 170... BORN: August 21, 1997, Hermosillo, MX... 2024: Began season w/Angels at double-A Rocket City... w/RC: 2-0, 3.21ERA, 8G/8GS, 28IP, 37K, 6BB... Released by LAA, 7/1... Signed by PHI, 7/16... 1G w/CLR: 2.0IP, 1H, 0BB, 4K... Transferred to LHV, 8/6... Back-to-back 5IP, 1R outings to end the season... Added to Phillies 40-Man roster following the season... 2023: Spent majority of season with Double-A Mississippi, totaled 23 starts and ranked seventh in Southern League with 128 strikeouts... Registered three games with 10+ strikeouts... Led all Braves minor leaguers in strikeouts (140), ranked tied for second in innings pitched (127.0) and starts (25) and was tied for fifth in opponent batting average (.237; 116/490)... Added to ATL 40-Man roster in November 2021 and called up for the first time on 9/4/22, but never appeared in a game... Has pitched in the off-season for Hermosillo of the Mexican Pacific Winter League... Was a member of Mexico's pitcher pool for 2023 World Baseball Classic, but did not pitch in the tournament... Originally signed by ATL as an INTL FA in 2014...

Season	Team	W	L	ERA	G	GS	CG	SHO	SV	IP	H	R	ER	HR	HB	BB	SO	WP	BK	AVG
2015	G-BRV	0	2	6.31	14	1	0	0	0	25.2	31	22	18	3	0	9	23	1	1	.295
2016	G-BRV	3	1	3.28	12	9	0	0	0	46.2	42	17	17	2	4	10	47	4	1	.241
2017	ROM	2	6	4.71	15	13	0	0	0	70.2	82	38	37	5	3	14	48	8	0	.299
2018	ROM	5	7	4.09	25	22	0	0	0	125.1	121	62	57	12	10	31	105	6	1	.248
2019	ROM	10	7	4.51	28	24	1	0	0	131.2	142	77	66	10	5	47	121	9	2	.271
2021	ROM	4	5	3.57	15	14	0	0	0	70.2	54	39	28	8	4	21	95	6	1	.205
2021	MIS	3	2	4.50	7	7	0	0	0	34.0	28	17	17	3	0	5	41	1	0	.220
2021	2 Teams	7	7	3.87	22	21	0	0	0	104.2	82	56	45	11	4	26	136	7	1	.210
2022	MIS	5	8	5.26	26	26	0	0	0	114.2	122	74	67	15	5	50	139	7	0	.270

2025 IRONPIGS

2022	GWN	0	0	6.00	1	1	0	0	0	3.0	4	2	2	0	0	2	5	1	0	.308
2022	2 Teams	5	8	5.28	27	27	0	0	0	117.2	126	76	69	15	5	52	144	8	0	.271
2023	MIS	3	15	4.66	23	23	0	0	0	112.0	104	62	58	16	3	41	128	5	3	.240
2023	GWN	1	1	4.20	3	2	0	0	0	15.0	12	7	7	2	0	9	12	0	0	.214
2023	2 Teams	4	16	4.61	26	25	0	0	0	127.0	116	69	65	18	3	50	140	5	3	.237
2024	A-ANG	0	0	6.75	3	3	0	0	0	5.1	5	4	4	0	0	1	8	0	0	.238
2024	CLR	0	0	0.00	1	1	0	0	0	2.0	1	0	0	0	0	0	4	0	0	.143
2024	RCT	2	0	2.61	4	4	0	0	0	20.2	15	7	6	2	1	5	25	1	1	.200
2024	LHV	1	2	4.30	10	5	0	0	0	29.1	23	16	14	4	0	8	25	1	0	.217
2024	4 Teams	3	2	3.77	18	13	0	0	0	57.1	44	27	24	6	1	14	62	2	1	.211
Career	MILB	39	56	4.44	187	155	1	0	0	806.2	786	444	398	82	35	253	826	50	10	.252

RICKETTS, CALEB JORDAN... C... B-T: L-R... HT: 6-3; WT: 225... BORN: May 10, 2000, Newport Beach, CA... 2024: Spent the entire season with Reading (AA)... Started 69 games at catcher and four as the DH... Was on the IL three times: 5/5-11 with left knee discomfort, 6/13-24 with a concussion and 9/5-end of season with a left thumb contusion... Posted a .413 OBP in 15 May games (63 PA)... In 11 games during the month of June, posted a .795 OPS in 45 plate appearances... 2023: Started season with Clearwater (A)... Had the 2nd-most RBI in the Florida State League in April (17)... Promoted to Jersey Shore (A), 5/9... Was on the IL (right wrist inflammation), 6/4-8/4, which included rehab assignments to Clearwater and Florida Complex League Phillies (R)... Played for Scottsdale in the Arizona Fall League... 2022: Began his professional career with Clearwater... Had 4 hits in his pro debut, 8/2 at Tampa... Started his career with a 7-game hitting streak... Recorded a .994 fielding percentage in 17 games at catcher (166 chances)... Participated in Florida Instructional League... Named 2022 West Coast Conference (WCC) Player of the Year... In his final collegiate season, was named to the All-WCC First Team and posted a slash line of .318/.382/.382 with 13 2B, 16 HR and 55 RBI... Drafted by Phillies in the 7th Round of the 2022 MLB Draft out of the University of San Diego...

Season	Team	AVG	G	AB	R	H	2B	3B	HR	RBI	BB	IBB	SO	SB	CS	OBP	SLG	OPS	HBP	SAC	SF
2022	CLR	.259	22	81	13	21	0	0	3	10	11	0	30	0	0	.362	.370	.732	2	0	0
2023	F-PHI	.222	3	9	0	2	1	0	0	2	2	0	1	0	0	.364	.333	.697	0	0	0
2023	CLR	.368	23	95	16	35	10	2	1	23	3	1	13	2	2	.390	.547	.937	1	0	1
2023	JS	.218	44	170	21	37	1	2	3	25	15	0	35	4	2	.287	.300	.587	2	0	1
2023	3 Teams	.270	70	274	37	74	12	4	4	50	20	1	49	6	4	.324	.387	.711	3	0	2
2024	REA	.219	75	260	40	57	8	1	7	31	32	0	61	1	0	.331	.338	.669	13	0	3
Career	MILB	.247	167	615	90	152	20	5	14	91	63	1	140	7	4	.332	.364	.696	18	0	5

RINCONES JR, GABRIEL ALEJANDRO... OF... B-T: L-R... HT: 6-3; WT: 225... BORN: March 3, 2001, Boynton Beach, FL... 2024: Named an Eastern League All-Star after slashing .263/.357/.487 (.844 OPS) in 59 games with Reading (AA)... Among EL hitters (min. 250 PA), ranked sixth in SLG and 10th in OPS... Slashed .300/.417/.600 (1.017 OPS) in 13 April games (60 PA) and his OPS in the month ranked fourth in the EL (min. 50 PA)... Was on the IL with a right thumb sprain, 4/25-7/18; included rehab assignment with Florida Complex League Phillies (R)... Had two on-base streaks of 17 games (4/5-7/24; 8/25-9/15) and one streak of 15 games (8/7-23)... Was selected to MLB Pipeline Prospect Team of the Week, 8/5-11... Homered in three straight games (8/9-10, Game 2)... Played for Glendale in the Arizona Fall League following the season; posted a .367 OBP in 22 games and had more walks (11) than strikeouts (seven)... Following the season, was ranked as the No. 8 prospect in the Phillies system by Baseball America... 2023: Began season with Clearwater (A)... Was named Phillies Minor League Player of the Month for April, batting .268/.409/.521 (.930 OPS) with 19 hits, 6 2B, 4 HR, 10 RBI, 14 BB and 13 SB... Was named Florida State League Player of the Week, 4/24-30... Promoted to Jersey Shore (A), 6/12... Among all Phillies minor leaguers, ranked T-1st in 2B (31), 2nd in runs (81), T-3rd in SB (32), 7th in BB (61) and 10th in RBI (60)... Played in 3 postseason games... Played for Scottsdale in the Arizona Fall League... Was named an AFL All-Star and participated in the Home Run Derby... 2022: Missed entire season with a right shoulder tear... Following the season, was named the No. 7 prospect in the Phillies system by Baseball America... Selected by Phillies in the 3rd Round of the 2022 MLB Draft out of FAU... In his final collegiate season at Florida Atlantic University, slashed .346/.451/.658 with 17 2B, 19 HR and 69 RBI in 58 games... Originally selected by SD in 19th round of 2021 MLB Draft, but did not sign... Played for Great Britain in the 2021 European Championships...

Season	Team	AVG	G	AB	R	H	2B	3B	HR	RBI	BB	IBB	SO	SB	CS	OBP	SLG	OPS	HBP	SAC	SF
2023	CLR	.264	48	178	31	47	13	2	5	21	28	0	55	24	3	.388	.444	.832	8	0	0
2023	JS	.238	72	281	50	67	18	1	10	39	33	0	79	8	3	.326	.416	.742	4	0	1
2023	2 Teams	.248	120	459	81	114	31	3	15	60	61	0	134	32	6	.351	.427	.778	12	0	1
2024	F-PHI	.167	9	30	6	5	1	0	0	3	4	0	8	3	0	.278	.200	.478	1	0	1
2024	REA	.263	59	224	35	59	15	1	11	29	30	0	66	20	7	.357	.487	.844	3	0	1
2024	2 Teams	.252	68	254	41	64	16	1	11	32	34	0	74	23	7	.347	.453	.800	4	0	2
Career	MILB	.250	188	713	122	178	47	4	26	92	95	0	208	55	13	.349	.436	.785	16	0	3

RODRÍGUEZ, JOSÉ AUGUSTO... INF... B-T: R-R... HT: 5-11; WT: 206... BORN: May 13, 2001, Esperanza, DR... RESIDES: Mahwah, NJ... HOW OBTAINED: Acquired from CWS in exchange for cash considerations, 4/5/24... SIGNED BY: Guillermo Peralta and Ruddy Moreta... MISC: Originally signed by CWS as an amateur free agent,

2025 IRONPIGS

2/13/18... 2024: Played for Reading (AA) before being placed on the ineligible list, 6/4, and missed the remainder of the season... 2023: Made his ML debut with CWS, 6/20, vs TEX as a pinch runner and scored the game-tying run in the 8th inning... Among CWS minor leaguers, ranked 2nd in HR (21), 3rd in SB (31), 4th in TB (205), T-4th in hits (123), 5th in runs (74), 6th in XBH (40) and T-6th in RBI (62)... Spent a majority of the season with Birmingham (AA)... Was optioned to Charlotte (AAA), 9/1... 2022: Among Southern League batters, ranked 2nd in SB, T-2nd in triples, 3rd in hits, 4th in AVG, T-5th in RBI and 6th in runs and 7th in TB (189)... Spent the season with Birmingham... 2021: Led CWS minor leaguers in runs (79), hits (141), TB (220) and SB (30)... Began season with Kannapolis (A)... Was promoted to Winston-Salem (A) on 8/10 and Birmingham on 9/14... Played for Glendale in the Arizona Fall League... 2020: Did not play... 2019: Spent the season with the Arizona Complex League White Sox (R)... 2018: Began professional career with the Dominican Summer League White Sox (R)... Made his pro debut, 6/2 at DSL Padres.

YEAR	CLUB	AVG	G	AB	R	H	2B	3B	HR	RBI	SH	SF	HP	BB	SO	SB	CS	OBP	SLG	OPS	E
2018	DSL CWS	.291	60	227	31	66	13	3	2	23	1	2	1	9	29	16	4	.318	.401	.719	14
2019	ACL CWS	.293	44	188	28	55	7	3	9	31	2	0	1	9	45	7	1	.328	.505	.833	14
2020	Did not play																				
2021	Kannapolis	.283	78	336	58	95	22	4	9	32	0	1	2	21	57	20	5	.328	.452	.780	21
	WS	.361	29	119	19	43	4	1	5	19	0	2	0	5	13	10	5	.381	.538	.919	6
	Birmingham	.214	4	14	2	3	1	0	0	0	0	0	0	0	2	0	1	.214	.286	.500	0
2022	Birmingham	.280	104	440	75	123	21	6	11	68	1	3	38	66	40	10		.340	.430	.770	15
2023	Birmingham	.264	87	382	63	101	17	0	18	54	0	3	1	18	95	28	6	.297	.450	.747	12
	CWS	.000	1	0	1	0	0	0	0	0	0	0	0	0	0	0	0	.000	.000	.000	0
	Charlotte	.253	19	87	11	22	2	0	3	8	0	0	2	13	3	3		.270	.379	.649	3
2024	Reading	.265	38	147	30	39	9	1	4	18	0	2	2	13	21	12	2	.329	.422	.751	5
Minors	Totals	.282	463	1940	317	547	96	18	61	253	4	11	10	115	341	136	37	.324	.444	.768	90
ML	Totals	.000	1	0	1	0	0	0	0	0	0	0	0	0	0	0	0	.000	.000	.000	0

ROJAS, JOHAN STIVEN... OF... B-T: R-R... HT: 5-11 WT: 165... BORN: August 14, 2000, San Francisco de Macoris, D.R... 2024: Made his first career Opening Day roster and appeared in a career-high 120 games over his two stints with the Phillies... Also set single-season career highs in HR, doubles, triples, XBH, RBI, runs scored, hits, walks and stolen bases... Per Statcast, ranked second in MLB (first in NL) with an average sprint speed of 30.1 ft/sec (100th percentile)... Ranked tied for third in the National League in sac hits (8), tied for fourth in infield hits (23) and tied for 14th in stolen bases (25)... His six outfield assists were tied with Brandon Marsh for the team lead and ranked T-10th in the NL... The Phillies were 29-10 (.744) when he scored a run... Stole a base in a career-high four straight games from 4/16-21 and was the first Phillie to do so since César Hernández from 6/28-30/15... Had a season-high six-game hitting streak from 4/17-24 where he slashed .455/.500/.591 with a 1.091 OPS... Played the 100th game of his ML career on 5/21 vs TEX and collected his 100th career hit on 7/26 vs CLE... Slashed .382/.417/.500 (.917 OPS) in eight games with Lehigh Valley (AAA) from 6/18-27... His HR on 7/13 vs OAK was the farthest (396 ft.) and hardest-hit (102.0 mph) of his career... Made eight putouts on 7/20 at PIT, six of which came in the first three innings, the most putouts by a Phillies CF through three innings since at least 1974... Tallied career highs in both doubles (3) and runs (3) on 9/6 at MIA... On 9/23, was the first Phils position player with two sac hits in a game since Freddy Galvis on 6/23/16 and first Phillies OF to do so since Juan Pierre on 9/29/12... Started in CF in Games 1-3 of the NLDS vs NYM; went 1-for-5 (.200) with a walk and a stolen base... Played for Gigantes del Cibao of the Dominican Winter League after the season; earned a Gold Glove Award and was named Rookie of the Year after slashing .295/.382/.389 in 27 games... Set a DWL record with 23 straight stolen bases without being caught... 2021: Promoted to PHI, 7/14... Spent rest of the season and postseason w/PHI... Paul Owens Award Recipient... Per Sports Info Solutions, led all MiLB center fielders with 16 defensive runs saved at the time of his call-up, no other MiLB CF had more than 4 DRS... Non-roster invitee to 2022 Spring Training... Spent 2022 split between Jersey Shore and Reading... Went 62-for-67 in stolen base attempts (92.5%)... His 62 steals led all Phillies Minor Leaguers and ranked eighth in MiLB... In 130 combined games between both levels, slashed .244/.309/.354 with 82 runs, 20 doubles, seven triples and seven home runs... Played for Surprise in the Arizona Fall League and started 12 games in CF; slashed .310/.423/.452 with eight walks to eight strikeouts in 52 plate appearances and went 13-for-13 in stolen base attempts... 2021 non-roster invitee to Spring Training... Spent most of the year with Clearwater... Led all Phillies minor leaguers in stolen bases (34), was 2nd in runs (69) and 3rd in hits (100)... Originally signed by PHI as an INTL FA on 1/18/18...

Season	Team	AVG	G	AB	R	H	2B	3B	HR	RBI	BB	IBB	SO	SB	CS	OBP	SLG	OPS	HBP	SAC	SF
2018	D-PHR	.320	68	259	42	83	12	4	2	31	18	0	37	19	8	.376	.421	.797	8	2	5
2019	G-PHW	.311	18	74	13	23	6	5	0	4	9	0	12	3	2	.393	.527	.920	1	0	0
2019	WIL	.244	42	164	17	40	5	6	2	11	5	0	29	11	4	.273	.384	.657	2	0	1
2019	2 Teams	.265	60	238	30	63	11	11	2	15	14	0	41	14	6	.313	.429	.742	3	0	1
2021	F-PHI	.750	1	4	2	3	0	0	1	3	0	0	0	1	0	.750	1.500	2.250	0	0	0
2021	CLR	.240	78	313	51	75	15	3	7	38	26	0	69	25	6	.305	.374	.679	5	4	3
2021	JS	.344	17	64	16	22	3	1	3	11	7	0	8	8	3	.419	.563	.982	2	0	1
2021	3 Teams	.262	96	381	69	100	18	4	11	52	33	0	77	34	9	.329	.417	.746	7	4	4
2022	JS	.230	70	265	40	61	12	2	3	22	21	0	55	33	1	.287	.325	.612	1	3	2
2022	REA	.260	60	235	42	61	8	5	4	16	21	0	44	29	4	.333	.387	.720	5	3	0
2022	2 Teams	.244	130	500	82	122	20	7	7	38	42	0	99	62	5	.309	.354	.663	6	6	2

2025 IRONPIGS

2023	REA	.306	76	320	56	98	20	5	9	45	24	0	59	30	8	.361	.484	.845	5	2	3
2023	PHI	.302	59	149	24	45	9	2	2	23	5	0	42	14	1	.342	.430	.772	4	6	0
2024	LHV	.382	8	34	7	13	1	0	1	3	2	0	6	6	0	.417	.500	.917	0	2	0
2024	PHI	.243	120	338	47	82	12	3	3	32	13	0	69	25	4	.279	.322	.601	4	8	0
Career	MLB	.261	179	487	71	127	21	5	5	55	18	0	111	39	5	.298	.355	.653	8	14	0
Career	MILB	.277	438	1732	286	479	82	31	32	184	133	0	319	165	36	.336	.415	.751	29	16	15

SCHULFER, AUSTIN... RHP... B-T: R-R... HT: 6-2; WT: 175... BORN: December 22, 1995, Plover, WI... Signed as an MLB FA by PHI, 12/14/24... Non-roster invitee to PHI ST... 2024: Began season w/St. Paul... Released by MIN, 6/7... Signed by DET, 6/13... Made two outings w/Lakeland before finishing the year w/Toledo (23G), 3-1, 5.14ERA, 35IP, 45K, 15BB... 2023: Was NRI to Twins camp... spent the season with Triple-A St. Paul, going 7-3, 3.79 ERA (57.0 IP, 24 ER) with 30 walks and 51 strikeouts... tied for third among Twins minor leaguers in wins (7) and tied for sixth in games played (41)... Posted a 15.1-scoreless inning streak to start season... 14 of 15 appearances with Wind Surge were scoreless and was promoted to Triple-A St. Paul on May 29... Combined to go 4-3, 3.23 ERA (55.2 IP, 20 ER) with eight saves, 17 walks, 61 strikeouts and a .206 opponent batting average in 44 games (43 starts) between Wichita and St. Paul... 2021: set minor league career-high with nine strikeouts July 28 at Northwest Arkansas (5.1 IP)... led Wind Surge in innings pitched (110.0) and starts (24), and ranked second in strikeouts (105)... 2019: Spent second professional season with Low-A Cedar Rapids, splitting season with Kernels in both starting and relief role... was the starter of a combined no-hitter May 22 vs. Burlington, earning the win, pitching 5.0 innings with one walk and seven strikeouts... pitched at the University of Wisconsin-Milwaukee from 2015-18... broke the University of Wisconsin-Milwaukee school record with 241 strikeouts from 2015-18... First Team All-Horizon League in 2018... finished collegiate career with 241 strikeouts - a school record... Originally drafted by MIN in the 19th Round of the 2018 MLB Draft (UW-Milwaukee)...

Season	Team	W	L	ERA	G	GS	CG	SHO	SV	IP	H	R	ER	HR	HB	BB	SO	WP	BK	AVG
2018	ELZ	3	0	1.58	11	7	0	0	0	40.0	33	13	7	1	5	15	34	3	0	.231
2019	CR	7	6	3.96	30	13	0	0	1	97.2	73	48	43	9	9	47	124	11	0	.208
2021	WCH	6	8	4.34	24	24	0	0	0	110.0	109	61	53	7	9	49	105	8	0	.260
2022	WCH	0	0	0.39	15	0	0	0	7	23.0	11	2	1	0	3	4	30	7	0	.134
2022	STP	4	3	5.23	29	1	0	0	1	32.2	30	20	19	4	3	13	31	2	0	.256
2022	2 Teams	4	3	3.23	44	1	0	0	8	55.2	41	22	20	4	6	17	61	9	0	.206
2023	STP	7	3	3.79	41	0	0	0	0	57.0	61	24	24	1	3	30	51	4	0	.281
2024	LAK	0	0	0.00	2	0	0	0	0	2.0	0	0	0	0	0	1	0	0	0	.000
2024	STP	0	0	5.09	11	0	0	0	0	17.2	18	11	10	2	1	10	14	0	0	.269
2024	TOL	3	1	5.14	23	1	0	0	1	35.0	34	21	20	5	4	15	45	5	0	.248
2024	3 Teams	3	1	4.94	36	1	0	0	1	54.2	52	32	30	7	5	25	60	5	0	.248
2024	2 Teams	3	1	5.13	34	1	0	0	1	52.2	52	32	30	7	5	25	59	5	0	.255
Career	MILB	30	21	3.84	186	46	0	0	10	415.0	369	200	177	29	37	183	435	40	0	.240

SCHULTZ, ANDREW WADDELL... RHP... B-T: R-R... HT: 6-4; WT: 204... BORN: July 31, 1997, Atlanta, GA... RESIDES: Loudon, TN... HOW OBTAINED: Selected by Phillies in 6th round of 2019 MLB Draft... SIGNED BY: Timi Moni... EDUCATION: Attended University of Tennessee... 2016 graduate of Greater Atlanta Christian HS... 2024: Pitched majority of season with Reading (AA)... Was on the IL (right elbow inflammation), 4/13-29, which included a rehab stint with Clearwater (A)... Was promoted to Lehigh Valley (AAA), 9/19... 15 of his 17 outings from 5/30-8/1 were scoreless, totaling a 1.00 ERA (2 ER, 18.0 IP)... 2023: Spent season with Reading... Recorded 7 straight scoreless appearances, 6/28-8/5... 2022: Began season with Jersey Shore (A)... Promoted to Reading, 8/5... Combined, held RHH to a .182 AVG (20-110)... 2021: Missed entire season (right elbow surgery)... 2020: Did not pitch... 2019: Began pro career with Gulf Coast League Phillies East (R) and was promoted to Lakewood (A) after 1 appearance... Was on the IL with right shoulder inflammation, 8/19 through the remainder of the season... Participated in Florida Instructional League.

YEAR	CLUB	W-L	ERA	G	GS	CG	SHO	SV	IP	H	R	ER	HR	HB	BB	SO	WP	BK	AVG	
2019	GCL PHI	0-0	0.00	1	0	0	0	0	1.0	1	0	0	0	0	0	0	0	0	.333	
	Lakewood	0-2	7.20	11	0	0	0	0	10.0	11	11	8	1	2	9	15	4	1	.262	
2020	Did not pitch																			
2021	Injured - Did not pitch																			
2022	Jersey Shore	0-3	4.80	31	0	0	0	1	30.0	23	19	16	3	4	20	48	13	0	.204	
	Reading	0-0	2.45	14	0	0	0	0	14.2	13	6	4	0	3	14	14	2	0	.232	
2023	Reading	1-3	5.97	34	0	0	0	0	37.2	35	30	25	3	4	30	41	7	0	.254	
2024	Reading	1-3	4.87	40	0	0	0	6	40.2	36	24	22	2	7	25	52	7	1	.237	
	Clearwater	0-0	0.00	1	0	0	0	0	1.0	0	0	0	0	0	3	0	0	0	.000	
	LHV	0-1	27.00	1	0	0	0	0	0.2	1	2	2	1	0	4	1	0	0	.333	
Minors	Totals	2-12	5.11	133	0	0	0	7	135.2	120	92	77	10	20	102	174	33	2	.235	

STEVENSON, CAL... OF... B-T: L-L... HT: 5-9; WT: 175... BORN: September 12, 1996, Fremont, CA... 2024: Was a non-roster invitee to MLB Spring Training and appeared in 18 games with the Phillies over two stints with the club... Began season with Lehigh Valley and led all IronPigs players in doubles, walks and stolen bases while tied for first in

2025 IRONPIGS

triples...Had his contract selected from Lehigh Valley on 8/9 (optioned on 8/23) and had a second stint with the Phillies from 9/5-23...Made his Phillies debut on 8/10 at ARI...Delivered a pinch-hit two-run double in the 8th inning on 9/10 vs TB, his first career RBI as a pinch-hitter and first career game-winning hit in the seventh inning or later...On 9/14 vs NYM, knocked a go-ahead two-run double in the seventh inning and robbed J.D. Martinez of a game-tying HR in the eighth inning to help the Phillies overcome a 4-0 deficit for a 6-4 victory...Was named International League Player of the Month for July and set a Lehigh Valley franchise record with five SB on 7/2 vs Scranton/Wilkes-Barre...Was a part of the club's stay-ready camp for the duration of the postseason... 2023: Began season w/LV, before getting DFA'd three times in a month and appearing in six games w/SF... Appeared in 6 ML games (all w/SF) going 0-for-9 with three walks and a run scored... 20G w/LV+SAC: .222/.356/.292, 2 2B, HR, 3RBI, 15R, 5-7SB...From July 22 to the end of the season w/LHV: .35G, .343/.489/.616, 1.105OPS, 3 2B, 8HR, 26RBI, 30BB, 26K, 11-13SB...Nine total homers on the season tied a career high...Drew four walks on 9/21vsWOR, tying a LHV franchise record...2022: Traded by HOU to TB w/Peyton Battenfield for Austin Pruitt, 7/9/22...Traded by TB to OAK for Christian Bethancourt, 7/9/22...Made ML Debut w/OAK on 8/10, 23G total (.167/.261/.217)...2022 w/DUR+LV: .81G, .284/.389/.413, 6HR, 36RBI, 16-19SB...2021: Spent the entire season with Montgomery (AA)...Led the Double-A South Division in sacrifice flies (7), tied for the lead in sacrifice hits (6), ranked 5th in walks (56), 6th in OBP (.368) and T-7th in stolen bases (17)...Hit his first pro grand slam on 5/7 I did not commit an error in 163 total chances... 2019: 2019 FSL Post-Season All-Star w/Dunedin (.298/.388/.393)...Traded by TOR to HOU w/Aaron Sanchez & Joe Biagini for Derek Fisher, 7/31/19... 2018: Named an Appalachian League postseason All-Star... Named an Organization All-Star by MiLB.com... Originally drafted by Toronto in 10th Round of 2018 MLB Draft (Arizona)... Graduated from John F. Kennedy High School (Calif.)...Was a four-year letter winner in baseball under his father, head coach Jim Stevenson (also played against his father)...Attended Nevada-Reno, Chabot Junior College (Ariz.) and the University of Arizona...Earned First-Team CCCAA honors at Chabot in 2016...Was an honorable mention All-Pac-12 selection in 2017...Selected by LAD in the 36th round of the 2016 MLB Draft, but did not sign...

Season	Team	AVG	G	AB	R	H	2B	3B	HR	RBI	BB	IBB	SO	SB	CS	OBP	SLG	OPS	HBP	SAC	SF
2018	G-BLU	.474	6	19	12	9	2	0	0	2	11	0	3	1	0	.645	.579	1.2240	0	1	
2018	BLU	.359	53	195	61	70	13	6	2	29	53	0	21	20	1	.494	.518	1.0120	0	1	
2018	2 Teams	.369	59	214	73	79	15	6	2	31	64	0	24	21	1	.511	.523	1.0340	0	2	
2018	2 Teams	.369	59	214	73	79	15	6	2	31	64	0	24	21	1	.511	.523	1.0340	0	2	
2019	DUN	.298	90	336	59	100	9	4	5	50	50	0	52	11	6	.388	.393	.781	0	3	1
2019	FAY	.247	23	81	18	20	6	1	0	9	19	0	13	2	3	.390	.346	.736	0	0	0
2019	2 Teams	.288	113	417	77	120	15	5	5	59	69	0	65	13	9	.388	.384	.772	0	3	1
2019	2 Teams	.288	113	417	77	120	15	5	5	59	69	0	65	13	9	.388	.384	.772	0	3	1
2021	MTG	.254	92	295	51	75	15	1	9	41	56	0	78	17	5	.368	.403	.771	1	6	7
2022	DUR	.265	57	170	29	45	7	1	2	17	31	0	42	9	2	.376	.353	.729	0	1	1
2022	LV	.322	24	87	23	28	2	2	4	19	14	0	12	7	1	.413	.529	.942	1	0	2
2022	OAK	.167	23	60	5	10	3	0	0	1	8	0	23	1	1	.261	.217	.478	0	2	1
2022	2 Teams	.284	81	257	52	73	9	3	6	36	45	0	54	16	3	.389	.412	.801	1	1	3
2022	2 Teams	.284	81	257	52	73	9	3	6	36	45	0	54	16	3	.389	.412	.801	1	1	3
2023	LV	.348	7	23	7	8	2	0	0	2	6	0	3	3	0	.483	.435	.918	0	0	0
2023	SAC	.163	13	49	8	8	0	0	1	1	8	0	19	2	2	.293	.224	.517	1	0	0
2023	LHV	.271	56	144	39	39	5	0	8	30	46	0	45	14	3	.437	.472	.909	2	3	7
2023	SF	.000	6	9	1	0	0	0	0	0	3	0	2	0	0	.250	.000	.250	0	0	0
2023	3 Teams	.255	76	216	54	55	7	0	9	33	60	0	67	19	5	.413	.412	.825	3	3	7
2023	3 Teams	.255	76	216	54	55	7	0	9	33	60	0	67	19	5	.413	.412	.825	3	3	7
2024	LHV	.302	101	321	68	97	25	5	8	44	68	2	66	29	5	.421	.486	.907	0	5	3
2024	PHI	.250	18	24	2	6	3	0	0	6	3	0	4	0	0	.333	.375	.708	0	0	0
Career	MLB	.172	47	93	8	16	6	0	0	7	14	0	29	1	1	.278	.237	.515	0	2	1
Career	MILB	.290	522	1720	375	499	86	20	39	244	362	2	354	115	28	.410	.431	.841	5	18	23

STUBBS, GARRETT PATRICK... C... B-T: L-R... HT: 5-10; WT: 170... BORN: May 26, 1993, San Diego, CA... 2024: Set single-season career highs in games (56), hits (34) and walks (17) and tied previous marks in doubles (four) and triples (one)...Stole a career-high five bases, T-3rd in MLB among catchers and second in the NL behind MIL's William Contreras (seven)...Made his third straight Opening Day roster and fourth overall...Made a career-high 47 starts at catcher... Appeared in his 100th game with the Phillies as a defensive substitution on 5/11 at MIA...Scored a run in a career-high four straight games from 5/25-6/5...Had a season-high six-game hitting streak from 6/23-7/2 (.333/.364/.524)...Had a career-high four hits on 8/25 at KC and was a HR shy of the cycle...Made four pitching appearances - 7/14 vs OAK, 7/29 vs NYY, 8/2 at SEA and 9/8 at MIA...Made the Phillies NLDS roster but did not appear in a game... Originally drafted by HOU in the 8th Round of the 2015 MLB Draft (USC)... Traded by HOU to PHI for OF Logan Cerny, 11/19/21... 2023: Prior to the season, played for Team Israel in the World Baseball Classic...Was the Phillies Heart and Hustle Award nominee, presented annually to a player based on passion, desire and work ethic both on and off the field...Ranked T-2nd among ML catchers in pop time to second base at 1.87 seconds...Made 32 starts at catcher and threw out four of 27 (14.8%) attempted base stealers...Ranked third in the Majors (second in the NL) with seven bunt hits...Made his second straight Opening Day roster and third overall... 2022: Slashed .273/.351/.475 (.826 OPS) with nine XBH (3 2B, 3B, 5 HR), 14 RBI and 17 runs in 32 starts at catcher...Was 6-for-24 (25.0%) in throwing out attempted base stealers yet his 1.91 average pop

2025 IRONPIGS

time to second base ranked in the 93rd percentile among all ML catchers...2021: Was shuttled between Sugar Land (AAA) and HOU all season...Was on HOU's postseason roster for the ALDS and World Series; entered Game 6 of the WS in the ninth inning at catcher...2020: Appeared in 14 games and made one start at catcher this season, despite spending most of the year on the active roster, including an appearance on the club's Opening Day roster...Had exactly one hit and one RBI on the year...2019: Made his Major League debut with the Astros, playing in 11 games across three stints with Houston...made six starts (all at catcher), while also appearing in seven games in left field and one in right field...began the season at Triple A Round Rock...was recalled to Houston for his first-career Major League stint on May 26, which also happened to be his 26th birthday...2018: Spent his entire season at Triple A Fresno, where he was a Pacific Coast League All-Star...also named a MiLB.com Organization All-Star...hit .310 (92x297) with 19 doubles, six triples, four home runs, 38 RBI, six stolen bases, a .382 OBP, a .455 slugging and an .836 OPS in 84 games...2017: Received Double A Texas League Midseason All-Star honors in a season where he also reached the Triple A level for the first time in his career... combined to bat .232 (79x340) with 18 doubles and a .328 on-base percentage between Fresno (23g) and Corpus Christi (75g)...2016: Was a California League Midseason All-Star and a MiLB.com Organization All-Star in a season split between Class A Advanced Lancaster (55g) and Double A Corpus Christi (31g)...hit .304 (99x326) with 22 doubles, one triple, 10 homers, 54 RBI, 15 steals and an .860 OPS (.391 OBP/.469 SLG) between the two levels...Attended University of Southern California, where he won the Johnny Bench Award as the top catcher in NCAA Division I in 2015...Also was named Pac-12 Defensive Player of the Year and received All-Pac 12 honors his senior season...His brother, C.J., was selected by HOU in the 10th round of the 2019 MLB Draft

Season	Team	AVG	G	AB	R	H	2B	3B	HR	RBI	BB	IBB	SO	SB	CS	OBP	SLG	OPS	HBP	SAC	SF
2015	TRI	.235	11	34	5	8	0	0	0	2	7	0	3	2	0	.366	.235	.601	0	1	0
2015	QC	.274	25	84	15	23	5	0	0	5	14	0	2	1	0	.370	.333	.703	0	3	2
2015	2 Teams	.263	36	118	20	31	5	0	0	7	21	0	5	3	0	.369	.305	.674	0	4	2
2016	LAN	.291	55	206	35	60	13	0	6	38	29	0	37	10	3	.385	.442	.827	5	0	4
2016	CC	.325	31	120	23	39	9	1	4	16	14	0	11	5	0	.401	.517	.918	2	0	1
2016	2 Teams	.304	86	326	58	99	22	1	10	54	43	0	48	15	3	.391	.469	.860	7	0	5
2017	CC	.236	75	263	36	62	13	0	4	25	32	0	44	8	0	.324	.331	.655	3	1	1
2017	FRE	.221	23	77	11	17	5	0	0	12	11	0	15	3	0	.341	.286	.627	3	0	0
2017	2 Teams	.232	98	340	47	79	18	0	4	37	43	0	59	11	0	.328	.321	.649	6	1	1
2018	FRE	.310	84	297	60	92	19	6	4	38	35	2	53	6	0	.382	.455	.837	2	2	4
2019	RR	.240	63	204	33	49	11	0	7	23	24	0	38	12	2	.332	.397	.729	5	0	2
2019	HOU	.200	19	35	8	7	3	0	0	2	4	0	7	1	0	.282	.286	.568	0	0	0
2020	HOU	.125	14	8	1	1	0	0	0	1	0	0	0	0	1	.111	.125	.236	0	1	1
2021	SUG	.265	37	113	25	30	5	0	2	15	30	0	29	4	0	.418	.363	.781	1	0	2
2021	HOU	.176	18	34	2	6	2	0	0	3	2	0	7	0	0	.222	.235	.457	0	2	0
2022	PHI	.264	50	106	19	28	4	1	5	16	14	0	30	2	0	.350	.462	.812	0	1	0
2023	PHI	.204	41	113	15	23	4	1	1	12	9	0	29	2	0	.274	.283	.557	2	1	0
2024	PHI	.207	56	164	18	34	4	1	1	11	17	0	50	5	0	.296	.262	.558	4	0	1
Career MLB		.215	198	460	63	99	17	3	7	45	46	0	123	10	1	.294	.311	.605	6	5	2
Career MiLB		.272	404	1398	243	380	80	7	27	174	196	2	232	51	5	.366	.397	.763	21	7	16

SWEET, DEVIN... RHP... B-T: S-R... HT: 5-11 WT: 183... BORN: September 6, 1996, Greensboro, NC... Traded to the Phillies from Detroit in exchange for cash considerations and added to their 40-man roster, 11/4/24... Claimed off waivers by the Tigers from San Francisco on Jan. 18, 2024...DFA'd and outrighted to triple-A, 1/29/24...Spent entire season w/Toledo: 52G, 9-6, 3.91ERA, 76IP, 111K, 38BB, 62H... Claimed off waivers by Oakland from Seattle on Sept. 2, 2023...Claimed off waivers by San Francisco from Oakland on Dec. 18, 2023...2023: Began the 2023 season in the Seattle Mariners organization, before being claimed off waivers by Oakland on Sept. 2...Made his Major League debut with the Mariners on July 19 vs. Minnesota, giving up two runs on one hit in 1.0 inning...7 ML Games: 1-0, 10.38ERA, 8.2IP, 6K, 6BB...2022: Spent the entire 2022 season with Double A Arkansas, appearing in 43 games...Did not give up a run in eight-of-nine appearances from May 17-June 18, compiling a 1-0 record with one save, a 1.46 ERA (12.1IP/2ER) and 17 strikeouts...Spent season with AA Arkansas, going 5-6 with 1 save (1 save opp) in 25 games, 13 starts...limited opponents to a .260 (81x311) average, while walking 29 and striking out 93...among all Mariners farmhands ranked 10th in strikeouts (93)...2019: Spent a majority of the season with A West Virginia, but made three starts with High-A Modesto at the end of the season (Aug. 23-end of season)...combined to go 8-5 with a 2.76 ERA (39 ER, 127.1 IP) in 34 games, 15 starts...Originally signed by Seattle as a non-drafted free agent on July 13, 2018 out of N.C. Central University

Season	Team	W	L	ERA	G	GS	CG	SHO	SV	IP	H	R	ER	HR	HB	BB	SO	WP	BK	AVG
2018	A-MRN	1	1	4.32	7	0	0	0	2	8.1	6	4	4	0	2	4	12	1	0	.214
2018	EVE	1	0	3.38	6	0	0	0	0	8.0	10	5	3	0	0	2	11	0	0	.313
2018	CLI	0	0	9.00	2	0	0	0	0	3.0	5	3	3	1	0	0	1	1	0	.357
2018	3 Teams	2	1	4.66	15	0	0	0	2	19.1	21	12	10	1	2	6	24	2	0	.284
2019	WV	7	5	3.06	31	12	1	0	0	108.2	100	41	37	8	3	23	131	6	0	.244
2019	MOD	1	0	0.96	3	3	0	0	0	18.2	12	3	2	1	0	4	21	1	0	.182
2019	2 Teams	8	5	2.76	34	15	1	0	0	127.1	112	44	39	9	3	27	152	7	0	.235
2021	ARK	5	6	4.74	25	13	0	0	1	79.2	81	45	42	18	3	29	93	5	0	.260
2022	ARK	4	6	5.28	43	0	0	0	1	58.0	53	37	34	9	4	23	68	6	0	.243

2025 IRONPIGS

2023	ARK	4	1	1.54	27	0	0	0	5	35.0	24	7	6	1	1	8	47	1	0	.190
2023	TAC	0	0	2.57	7	0	0	0	0	7.0	6	2	2	2	0	3	7	0	0	.222
2023	LV	0	0	13.50	2	0	0	0	0	2.0	4	3	3	1	0	0	3	0	0	.444
2023	SEA	0	0	9.00	2	0	0	0	0	2.0	2	2	2	1	0	1	1	0	0	.250
2023	OAK	1	0	10.80	5	0	0	0	0	6.2	8	8	8	3	2	5	5	0	0	.296
2023	3 Teams	4	1	2.25	36	0	0	0	5	44.0	34	12	11	4	1	11	57	1	0	.210
2023	2 Teams	1	0	10.38	7	0	0	0	0	8.2	10	10	10	4	2	6	6	0	0	.286
2023	2 Teams	0	0	5.00	9	0	0	0	0	9.0	10	5	5	3	0	3	10	0	0	.278
2024	TOL	9	6	3.91	52	4	0	0	4	76.0	62	38	33	11	4	38	111	2	1	.221
Career	MLB	1	0	10.38	7	0	0	0	0	8.2	10	10	10	4	2	6	6	0	0	.286
Career	MILB	32	25	3.76	205	32	1	0	13	404.1	363	188	169	52	17	134	505	23	1	.239

TAYLOR, CARSON HOEHN... 1B... B-T: L-R... HT: 5-11; WT: 205... BORN: June 2, 1999, Atlanta, GA...2024: MiLB Rule 5 Selection by the Phillies from the Dodgers...Named an Eastern League All-Star after slashing .277/.389/.465 (.854 OPS) in 109 games with Reading (AA)...Led all Phillies Minor Leaguers in RBI (77) and walks (73)...Among EL hitters, ranked second in OPS, T-second in walks (67), third in RBI (75), fourth in OBP, eighth in total bases (173), T-eighth in HR (16) and ninth in AVG...Named Phillies Minor League Hitter of the Month for April after slashing .354/.426/.708 (1.134 OPS) in 13 games...Promoted to Lehigh Valley (AAA) on 9/16 where he hit .316 (6-for-19) with two RBI, six walks and four runs in six games to finish the season...Combined to post a 15.3% walk rate against a 20.5% strikeout rate (98 SO) in 477 plate appearances between both levels...Appeared in 76 games at first base, 37 as DH and two games at third base... 2023: Spent the entire season with Double-A Tulsa (LAD) for a second straight year...Set a new career high with 10 homers, slashing .221/.310/.370 in 77 games... Also spent 2022 w/Tulsa (76G, 4HR, 23RBI, .253/.333/.338)...Began professional career in 2021 spending the entire season at High-A Great Lakes...Appeared in the AZFL following the season w/Glendale...Played collegiately at Virginia Tech... 2020 Collegiate Baseball All-American, Third Team... 2020 Buster Posey National Collegiate Catcher of the Year Award Watch List... In just his second collegiate game, tied both a VA Tech and ACC record when four of his five hits versus Manhattan went for doubles...Suffered a broken hamate bone in his right hand during his 2019 freshman season...Grandfather Jim McDonald played basketball at the University of Kentucky (1959-62)... Originally drafted by LAD in the 4th round of the 2020 MLB Draft (Virginia Tech)...

Season	Team	AVG	G	AB	R	H	2B	3B	HR	RBI	BB	IBB	SO	SB	CS	OBP	SLG	OPS	HBP	SAC	SF
2021	GL	.278	79	291	52	81	16	1	9	54	45	0	63	1	0	.371	.433	.804	1	0	5
2022	TUL	.253	76	269	31	68	11	0	4	23	29	0	67	0	0	.333	.338	.671	4	0	1
2023	TUL	.221	77	249	35	55	5	1	10	26	31	1	64	1	0	.310	.369	.679	1	0	0
2024	REA	.277	109	372	53	103	16	3	16	75	67	1	96	5	1	.389	.465	.854	5	0	6
2024	LHV	.316	6	19	4	6	0	0	0	2	6	0	2	0	0	.519	.316	.835	2	0	0
2024	2 Teams	.279	115	391	57	109	16	3	16	77	73	1	98	5	1	.396	.458	.854	7	0	6
Career	MILB	.261	347	1200	175	313	48	5	39	180	178	2	292	7	1	.359	.407	.766	13	0	12

TYLER, KYLE WADE... RHP... B-T: R-R... HT: 6-0; WT: 200... BORN: December 27, 1996, Oklahoma City, OK...2024: Was a non-roster invitee to MLB Spring Training with MIA...Appeared in 11 games (9 GS) for Jacksonville (AAA); also pitched in eight games (7 GS) for MIA... Claimed off waivers by the Phillies on 8/11 and was assigned to Lehigh Valley (AAA)... Made seven starts for the IronPigs and averaged 9.53 SO/9.0 IP (36 SO, 34.0 IP)...2023: Was signed by Seattle as a Minor League free agent on Feb. 3 and spent the entire season with Double-A Arkansas, going 7-11 with a 5.60 ERA (84 ER/135.0 IP) in 27 appearances (26 starts). Set career highs in innings pitched, games started, and strikeouts (138) in his first full professional season as a starter. Following the season, was signed by Miami as a Minor League free agent with an invitation to 2024 Spring Training... 2022: DFA'd by LA Angels and claimed by BOS prior to the season... DFA'd two days later by BOS and claimed by San Diego...DFA'd by SD and claimed by LAA two weeks later and claimed again by LAA who DFA'd him only to be again claimed by SD...DFA'd and outrighted by SD on 6/9...Selected back to SD roster three days later and recorded his first career ML win...2021: Made five appearances with LAA in 2021 (all in relief), pitching 12.1 innings with a 2.92 ERA (4 ER, 12.1 IP)...Divided the season between Double-A Rocket City (15 app.), Triple-A Salt Lake (5 app.) and the Angels (5 app.)...Between the minor league clubs, posted a 3.66 ERA (35 ER, 86.0 IP) in 20 appearances (14 games started)...Originally drafted in 20th round of the 2018 MLB Draft by the LA Angels... Attended the University of Oklahoma, where he played three seasons and went 7-5 with a 3.60 ERA in 41 games (22 starts) with 131 strikeouts in 127.1 innings... Oklahoma Gatorade Player of the Year as a senior in High School after going 10-0 with a 0.70 ERA and 102 strikeouts over sixty innings...

Season	Team	W	L	ERA	G	GS	CG	SHO	SV	IP	H	R	ER	HR	HB	BB	SO	WP	BK	AVG
2018	ORM	1	1	5.11	15	0	0	0	2	24.2	26	14	14	5	0	6	22	6	0	.277
2019	BUR	7	1	2.64	21	16	2	1	2	102.1	72	34	30	8	1	35	87	5	0	.196
2019	IE	3	0	2.33	4	2	0	0	0	19.1	14	6	5	3	1	4	19	1	0	.197
2019	2 Teams	10	1	2.59	25	18	2	1	2	121.2	86	40	35	11	2	39	106	6	0	.196
2021	RCT	5	2	3.38	15	12	1	0	1	72.0	64	31	27	8	3	22	73	5	0	.233
2021	SL	1	2	5.14	5	2	0	0	0	14.0	20	8	8	1	0	3	19	0	0	.333
2021	LAA	0	0	2.92	5	0	0	0	0	12.1	8	4	4	1	2	6	6	0	0	.190
2021	2 Teams	6	4	3.66	20	14	1	0	1	86.0	84	39	35	9	3	25	92	5	0	.251
2022	ELP	2	1	4.98	15	2	0	0	0	21.2	11	12	12	2	1	19	27	2	0	.151

2025 IRONPIGS

2022	SAC	0	0	9.82	4	0	0	0	0	3.2	6	4	4	2	0	3	6	0	0	.353
2022	SD	1	0	0.00	2	0	0	0	0	4.0	2	0	0	0	0	1	2	0	0	.154
2022	2 Teams	2	1	5.68	19	2	0	0	0	25.1	17	16	16	4	1	22	33	2	0	.189
2022	2 Teams	2	1	5.68	19	2	0	0	0	25.1	17	16	16	4	1	22	33	2	0	.189
2023	ARK	7	11	5.60	27	26	0	0	0	135.0	157	93	84	15	4	58	138	13	2	.285
2024	JAX	4	2	3.06	11	9	0	0	0	50.0	39	18	17	3	4	21	44	3	0	.220
2024	LHV	1	2	5.82	7	7	0	0	0	34.0	36	23	22	4	0	13	36	2	0	.269
2024	MIA	0	2	5.40	8	7	0	0	0	31.2	37	19	19	4	1	18	25	1	0	.301
2024	2 Teams	5	4	4.18	18	16	0	0	0	84.0	75	41	39	7	4	34	80	5	0	.241
2024	2 Teams	5	4	4.18	18	16	0	0	0	84.0	75	41	39	7	4	34	80	5	0	.241
Career	MLB	1	2	4.31	15	7	0	0	0	48.0	47	23	23	5	3	25	33	1	0	.264
Career	MILB	31	22	4.21	124	76	3	1	5	476.2	445	243	223	51	14	184	471	37	2	.245

VERDUGO, LUIS ROBERTO... INF... B-T: R-R... HT: 6-2; WT: 198... BORN: October 12, 2000, La Paz, MX... RE-SIDES: Bahia Tortugas, MX... HOW OBTAINED: Signed by Phillies as a minor league free agent, 12/12/24... SIGNED BY: Sergio Hernandez and Louie Eljaua... MISC: Originally signed by CHI as a non-drafted free agent, 7/28/17... 2024: Spent the season with Tennessee (AA) in the CHI organization... Posted a .356/.409/.433 slash line (.842 OPS) in 26 August games... 2023: Began the season with Tennessee... Was named the Midwest League Player of the Month for September after batting .469 (15-32) with 5 doubles, 2 HR and 7 RBI in 9 games and was named MWL of the Week for the week of 9/4-10... Was transferred to South Bend (A), 5/29... 2022: Spent the season with South Bend... 2021: Played for Myrtle Beach (A)... Was on the IL twice, (right quad strain) 5/22-31, (viral infection) 8/12-end of season... 2020: Did not play... 2019: Spent the season with Arizona League Cubs-2 (R)... Was named Cubs Minor League Player of the Month for August after slashing .395/.439/.697 (1.136) OPS in 19 games... 2018: Began professional career with AZL Cubs-2.

YEAR	CLUB	AVG	G	AB	R	H	2B	3B	HR	RBI	SH	SF	HP	BB	SO	SB	CS	OBP	SLG	OPS	E	
2018	AZL Cubs-2	.193	47	176	28	34	4	1	4	20	2	3	1	17	45	5	3	.264	.296	.560	18	
2019	AZL Cubs-2	.305	53	197	40	60	9	2	5	38	0	3	2	19	39	8	2	.367	.447	.813	11	
2020	Did not play																					
2021	MB	.187	62	214	22	40	12	1	3	25	0	1	1	11	65	2	1	.229	.294	.524	8	
2022	South Bend	.269	107	368	43	99	27	1	5	41	1	4	3	46	70	4	4	.352	.389	.740	18	
2023	Tennessee	.105	18	57	3	6	2	0	0	3	1	1	1	4	28	0	0	.175	.140	.315	6	
	South Bend	.271	60	218	30	59	19	0	7	38	0	3	0	23	36	4	1	.336	.454	.790	10	
2024	Tennessee	.257	109	405	34	104	21	1	2	42	0	6	2	34	74	4	2	.313	.328	.642	10	
Minors	Totals	.246	456	1635	200	402	94	6	26	207	4	21	10	154	357	27	13	.311	.358	.669	81	

VESPI, NICHOLAS ANTHONY (Nick)... LHP... B-T: L-L... HT: 6-3; WT: 235... BORN: October 10, 1995, Miami, FL... Signed as a MiLB FA by the Phillies with an invite to Spring Training... 2024: Made BAL's Opening Day roster... Appeared in 11 games with BAL over his six stints with the club and posted a 2.92 ERA... Made 29 relief appearances with Norfolk (AAA)... Faced 13 LHH with BAL and limited them to a .167/.231/.167 slash line (.397 OPS)... Appeared in the ninth inning five times with BAL and posted a 0.00 ERA (4.0 IP) with a .277 OPP OPS... 2023: Opened the season with Triple-A Norfolk after being optioned during Spring Training on 3/20. Would be recalled five different times (5/12, 6/9, 6/30, 8/11 and 9/13) and optioned in-season to the Tides five times (5/14, 6/10, 7/18, 8/24, & 9/14). His longest stint on the active roster was 18 days from 6/30-7/17... Went 1-0 with a 4.30 ERA (7 ER/14.2 IP) with 16 hits (two HR), two walks (one IBB), one hit batter and nine strikeouts in nine MLB appearance... Was 4-0 with a 2.33 ERA (10 ER/38.2 IP) with 31 hits (three HR), 11 total runs, 13 walks and 41 strikeouts in 36 games with the Tides... 2022: Began the season with Triple-A Norfolk; had contract selected by Baltimore on 5/17; optioned to Norfolk five times (5/21, 7/6, 7/28, 8/13 and 9/6); recalled by the Orioles five times (6/3, 7/25, 8/2, 8/19 and 10/5)... Made his MLB debut in the 12th inning on 5/20 vs. TB... five wins ranked tied for third among MLB rookie relievers... 2021: Split the season between Double-A Bowie and Triple-A Norfolk, appearing in a combined 30 games... Began the season with Bowie, making 14 appearances and posting a 1.42 ERA (3 ER/19.0 IP)... Promoted to Triple-A Norfolk on 7/27... Pitched for the Mesa Solar Sox in the Arizona Fall League following the season; named to the AFL East Fall Stars team... 2019: Spent the season with Class-A Delmarva for the second-straight year... Made a career-high 16 starts and appeared in 23 total games... 91.0 innings pitched and 100 strikeouts were also career-highs... 2018: Pitched the entire season with Class-A Delmarva, appearing in a career-high and team-best 40 games... His 2.09 ERA (15 ER/64.2 IP) also led the Shorebirds and he recorded nine saves in 14 opportunities... Originally drafted by the Orioles in the 18th Round of the 2015 MLB Draft (Palm Beach State College)... Brother, Ben, pitched at UCF before signing as an UDFA w/Baltimore in 2024...

Season	Team	W	L	ERA	G	GS	CG	SHO	SV	IP	H	R	ER	HR	HB	BB	SO	WP	BK	AVG
2015	G-ORI	3	0	3.00	17	1	0	0	1	24.0	21	8	8	1	3	3	25	1	0	.226
2016	G-ORI	4	1	1.97	12	10	0	0	0	50.1	46	18	11	2	2	8	41	4	0	.256
2016	ABD	1	0	0.00	1	0	0	0	0	2.1	2	0	0	0	0	3	0	0	0	.250
2016	2 Teams	5	1	1.88	13	10	0	0	0	52.2	48	18	11	2	2	11	41	4	0	.255
2017	ABD	4	3	4.31	13	5	0	0	3	48.0	37	24	23	5	5	15	69	4	0	.209
2017	DEL	0	0	9.00	1	0	0	0	0	1.0	0	1	1	0	0	2	0	1	0	.000
2017	2 Teams	4	3	4.41	14	5	0	0	3	49.0	37	25	24	5	5	17	69	5	0	.206
2018	DEL	6	6	2.09	40	0	0	0	9	64.2	47	25	15	2	2	23	68	3	0	.198

2025 IRONPIGS

2019	DEL	8	6	3.16	23	16	0	0	1	91.0	72	37	32	5	4	30	100	7	0	.215
2021	BOW	1	1	1.42	14	0	0	0	0	19.0	9	5	3	0	0	9	26	1	0	.145
2021	NOR	3	2	6.86	16	0	0	0	1	19.2	22	17	15	6	1	8	25	2	0	.286
2021	2 Teams	4	3	4.19	30	0	0	0	1	38.2	31	22	18	6	1	17	51	3	0	.223
2022	NOR	2	1	0.00	26	0	0	0	8	28.2	12	3	0	0	1	5	36	1	0	.126
2022	BAL	5	0	4.10	25	0	0	0	1	26.1	29	12	12	5	1	8	28	0	0	.284
2023	NOR	4	0	2.33	36	0	0	0	7	38.2	31	11	10	3	0	13	41	3	0	.225
2023	BAL	1	0	4.30	9	0	0	0	0	14.2	16	7	7	2	1	2	9	0	0	.286
2024	NOR	2	2	7.23	29	0	0	0	2	42.1	55	36	34	2	3	31	51	2	0	.313
2024	BAL	0	0	2.92	11	0	0	0	0	12.1	10	4	4	1	0	3	9	0	0	.222
Career	MLB	6	0	3.88	45	0	0	0	1	53.1	55	23	23	8	2	13	46	0	0	.271
Career	MILB	38	22	3.18	228	32	0	0	32	429.2	354	185	152	26	21	150	482	29	0	.224

WALLING, ANDREW... LHP... B-T: L-L... HT: 6-2; WT: 211... BORN: October 29, 1999, Longview, WA... RE-SIDES: Vancouver, WA... HOW OBTAINED: Signed by Phillies as a non-drafted free agent, 7/29/22... SIGNED BY: Mike Stauffer... EDUCATION: 2022 graduate of Mississippi State University... Also attended Eastern Oklahoma State College and Oregon State University... 2018 graduate of R.A. Long HS (WA)... 2024: Among Phillies minor league pitchers (min. 30.0 IP), ranked T-4th in saves (7), T-5th in wins (8) and 7th in ERA (2.19)... Among South Atlantic League pitchers, ranked T-7th in wins and T-8th in saves... Was 1 of 5 pitchers in all of minor league baseball to record 8 or more wins and no losses... Started season with Jersey Shore (A)... Was promoted to Reading (AA), 7/15... Did not allow an ER in 10 straight appearances, 6/26-8/2... 2023: Began season with Clearwater (A)... Promoted to Jersey Shore, 7/26... Was on the IL (back injury), 6/30-7/6... Did not allow a run in 9 straight outings (13.0 IP), 4/28-5/30, while recording 18 strikeouts and allowing only 4 hits... Appeared in 1 postseason game... 2022: Began professional career with Florida Complex League Phillies (R)... Promoted to Clearwater, 8/25... Combined, averaged 9.53 SO/9.0 IP (12 SO, 11.1 IP)... Participated in Florida Instructional League.

YEAR	CLUB	W-LERA	G	GS	CG	SHO	SV	IP	H	R	ER	HR	HB	BB	SO	WP	BK	AVG	
2022	FCL Phillies	0-0	6.75	3	0	0	0	1	4.0	2	3	3	0	0	3	3	1	0	.143
	Clearwater	0-0	6.14	4	0	0	0	7.1	7	5	5	0	0	6	9	4	1	.259	
2023	Clearwater	6-1	3.23	26	0	0	0	5	39.0	29	18	14	4	2	26	46	6	0	.206
	Jersey Shore	2-2	3.24	14	0	0	0	3	16.2	9	8	6	0	1	3	27	0	0	.164
2024	Jersey Shore	7-0	1.73	30	0	0	0	6	36.1	20	8	7	3	2	24	43	4	0	.161
	Reading	1-0	3.18	14	0	0	0	1	17.0	20	7	6	1	2	3	24	0	0	.290
Minors Totals		16-3	3.07	91	0	0	0	16	120.1	87	49	41	8	7	65	152	15	1	.202

ZUÑIGA, GUILLERMO ENRIQUE (Guillo) GHEE-yoh zoon-YEE-gah ... RHP... B-T: R-R... HT: 6-5; WT: 230... BORN: October 10, 1998, Cartagena, COL... Signed by Phillies as a MiLB FA, 12/13/24... Non-roster invitee to Phillies ST... 2024: Traded to the Angels from the Cardinals in exchange for cash, 2/7/24... Made his first career Opening Day roster with LAA... Recorded his first career ML save on 4/3 at MIA in a 10-2 win (3.0 IP)... Was on the IL from 4/8-5/24 with a right pectoral strain; made rehab appearances with Arizona Complex League Angels (R) and Salt Lake (AAA)... Picked up his second save on 9/22 at HOU in a 9-8 win (0.1 IP)... Held RHH to a .626 OPS (41 BF) compared to a 1.105 OPS against LHH (35 BF)... 2023: Signed a Major League contract w/STL... Began season with Triple-A Memphis, appearing in 29 games and recording five saves and 37 strikeouts... Recalled by Cardinals on May 2 and made his Major League debut that night... Threw 13 of his 24 pitches in MLB at 99 MPH or above, with seven pitches registering at triple-digits... Pitched for Colombia in the World Baseball Classic and appeared in two games, recording 3.0 scoreless innings with six strikeouts and earning the win over Mexico in 10 innings on March 11... Struck out Paul Goldschmidt and Mike Trout in a scoreless inning in his WBC appearance vs. USA on March 15... 2022: Pitched his second full season at Tulsa (AA-Dodgers), ranked among Texas League leaders in appearances (48, 2nd), saves (11, T-3rd), and games finished (26, T-2nd)... Struck out 66 in 54.2 innings pitched (10.9 strikeout/9 IP)... Originally signed as an INTL FA by Atlanta on, 7/2/16, out of Colombia... Declared a free agent in 2017 following investigation into Braves general manager John Coppolella and international scouting director Gordon Blakely discovered several rules violations regarding international signings... Subsequently signed by Dodgers...

Season	Team	W	L	ERA	G	GS	CG	SHO	SV	IP	H	R	ER	HR	HB	BB	SO	WP	BK	AVG
2016	D-BRV	1	0	2.61	5	0	0	0	0	10.1	12	5	3	2	0	2	9	1	0	.308
2017	G-BRV	0	3	5.59	8	6	0	0	0	19.1	28	18	12	0	5	10	12	5	0	.364
2018	A-DOD	3	1	3.86	12	2	0	0	2	37.1	41	17	16	0	4	13	41	8	1	.289
2019	GL	4	1	4.08	21	5	0	0	3	53.0	45	26	24	5	2	22	59	3	2	.230
2019	RC	0	2	4.11	12	0	0	0	2	15.1	10	8	7	2	1	9	22	3	0	.182
2019	2 Teams	4	3	4.08	33	5	0	0	5	68.1	55	34	31	7	3	31	81	6	2	.219
2021	TUL	7	2	3.06	25	0	0	0	2	35.1	25	16	12	5	2	13	49	4	0	.194
2022	TUL	4	4	4.77	48	0	0	0	11	54.2	47	32	29	12	2	30	66	10	0	.227
2023	MEM	0	2	7.63	29	0	0	0	5	30.2	32	27	26	6	3	20	37	6	0	.262
2023	STL	0	0	4.50	2	0	0	0	0	2.0	2	1	1	0	0	4	0	0	0	.250
2024	A-ANG	0	0	3.86	3	2	0	0	1	2.1	4	1	1	0	1	3	1	0	0	.364
2024	SL	1	4	5.19	25	0	0	0	2	26.0	25	17	15	4	1	8	16	1	0	.253

2025 IRONPIGS

2024	LAA	0	0	5.09	15	0	0	0	2	17.2	16	10	10	5	1	8	12	1	0	.242
2024	2 Teams	1	4	5.08	28	2	0	0	3	28.1	29	18	16	4	2	9	19	2	0	.264
Career	MLB	0	0	5.03	17	0	0	0	2	19.2	18	11	11	5	1	8	16	1	0	.243
Career	MILB	20	19	4.59	188	15	0	0	28	284.1	269	167	145	36	21	128	314	42	3	.250

RECORDS AGAINST I.L. OPPONENTS



ALL-TIME VS. BUFFALO			
YEAR	W-L	H	R
2008	8-8	5-3	3-5
2009	10-6	6-2	4-4
2010	6-10	3-5	3-5
2011	9-7	5-3	4-4
2012	7-8	3-4	4-4
2013	7-9	2-6	5-3
2014	4-12	2-6	2-6
2015	8-10	6-5	2-5
2016	10-7	6-4	4-3
2017	10-6	7-0	3-6
2018	14-4	8-3	6-1
2019	10-8	5-4	5-4
2021	7-16	3-3	4-13
2022	7-11	4-8	3-3
2023	11-7	8-4	3-3
2024	9-8	8-4	1-4
TOTAL	137-137	81-66	56-73

ALL-TIME VS. CHARLOTTE			
YEAR	W-L	H	R
2008	4-4	2-2	2-2
2009	4-4	3-1	1-3
2010	3-5	2-2	1-3
2011	5-3	2-2	3-1
2012	3-5	3-1	0-4
2013	4-4	3-1	1-3
2014	5-3	3-1	2-2
2015	4-3	3-1	1-2
2016	6-2	3-1	3-1
2017	1-6	1-3	0-3
2018	3-3	1-2	2-1
2019	2-4	1-2	1-2
2023	3-0	3-0	--
2024	2-4	2-4	--
TOTAL	49-50	32-23	17-27

ALL-TIME VS. COLUMBUS			
YEAR	W-L	H	R
2008	4-4	3-1	1-3
2009	2-6	2-2	0-4
2010	1-7	1-3	0-4
2011	5-3	3-1	2-2
2012	1-7	0-4	1-3
2013	3-5	1-3	2-2
2014	2-6	1-3	1-3
2015	3-3	1-2	2-1
2016	1-6	0-3	1-3
2017	4-2	2-1	2-1
2018	4-2	2-1	2-1
2019	1-5	0-3	1-2
2022	3-3	3-3	--
2024	4-2	--	4-2
TOTAL	38-61	19-30	19-31



ALL-TIME VS. DURHAM			
YEAR	W-L	H	R
2008	6-2	3-1	3-1
2009	5-3	1-3	4-0
2010	1-7	0-4	1-3
2011	4-4	2-2	2-2
2012	4-4	2-2	2-2
2013	4-4	2-2	2-2
2014	3-5	2-2	1-3
2015	1-6	1-3	0-3
2016	5-1	2-1	3-0
2017	3-4	1-2	2-2
2018	2-4	1-2	1-2
2019	1-5	0-3	1-2
2022	3-3	--	3-3
2023	1-5	--	1-5
2024	7-5	3-3	4-2
TOTAL	50-62	20-30	30-32

ALL-TIME VS. GWINNETT			
YEAR	W-L	H	R
2008*	4-4	1-3	3-1
2009	2-6	1-3	1-3
2010	2-6	0-4	2-2
2011	5-3	2-2	3-1
2012	6-2	4-0	2-2
2013	6-2	3-1	3-1
2014	6-2	2-2	4-0
2015	2-5	1-2	1-3
2016	5-2	3-0	2-2
2017	5-2	2-2	3-0
2018	5-1	2-1	3-0
2019	4-3	2-1	2-2
2022	4-2	4-2	--
TOTAL	52-36	26-20	26-16

*Playing as Richmond

ALL-TIME VS. INDIANAPOLIS			
YEAR	W-L	H	R
2008	5-3	3-1	2-2
2009	6-2	3-1	3-1
2010	6-2	2-2	4-0
2011	3-5	1-3	2-2
2012	5-3	4-0	1-3
2013	4-4	3-1	1-3
2014	2-6	1-3	1-3
2015	1-6	1-3	0-3
2016	4-2	1-2	3-0
2017	3-3	2-1	1-2
2018	2-5	2-2	0-3
2019	3-3	1-2	2-1
TOTAL	44-44	24-21	20-23

RECORDS AGAINST I.L. OPPONENTS



ALL-TIME VS. JACKSONVILLE

YEAR	W-L	H	R
2023	7-5	4-2	3-3
2024	3-2	--	3-2
TOTAL	10-7	4-2	6-5

ALL-TIME VS. MEMPHIS

YEAR	W-L	H	R
2023	2-4	2-4	--
TOTAL	2-4	2-4	--

ALL-TIME VS. LOUISVILLE

YEAR	W-L	H	R
2008	3-5	2-2	1-3
2009	1-7	1-3	0-4
2010	2-6	1-3	1-3
2011	5-3	3-1	2-2
2012	5-3	2-2	3-1
2013	3-5	1-3	2-2
2014	3-5	1-3	2-2
2015	3-3	1-2	2-1
2016	3-4	0-3	3-1
2017	5-2	4-0	1-2
2018	5-2	3-1	2-1
2019	3-3	2-1	1-2
TOTAL	41-48	21-24	20-24



ALL-TIME VS. NORFOLK

YEAR	W-L	H	R
2008	5-3	3-1	2-2
2009	5-3	2-2	3-1
2010	3-5	2-2	1-3
2011	5-3	3-1	2-2
2012	4-4	3-1	1-3
2013	5-3	4-0	1-3
2014	6-2	3-1	3-1
2015	3-4	1-2	2-2
2016	5-2	2-1	3-1
2017	5-2	2-1	3-1
2018	2-4	1-2	1-2
2019	2-4	2-1	0-3
2022	5-7	4-2	1-5
2024	8-4	5-1	3-3
TOTAL	63-50	37-18	26-32

ALL-TIME VS. OMAHA

YEAR	W-L	H	R
2022	4-2	--	4-2
TOTAL	4-2	--	4-2

ALL-TIME VS. ROCHESTER

YEAR	W-L	H	R
2008	5-11	3-5	2-6
2009	10-6	5-3	5-3
2010	8-8	5-3	3-5
2011	11-5	7-1	4-4
2012	9-7	6-2	3-5
2013	6-10	5-3	1-7
2014	8-8	4-4	4-4
2015	7-11	1-6	6-5
2016	12-6	5-2	7-4
2017	13-9	7-4	6-5
2018	12-6	5-2	7-4
2019	11-6	5-4	6-2
2021	11-11	7-5	4-6
2022	12-12	7-5	5-7
2023	13-7	3-3	10-4
2024	11-11	6-7	5-4
TOTAL	159-134	83-60	76-74

RECORDS AGAINST I.L. OPPONENTS



ALL-TIME VS. SWB			
YEAR	W-L	H	R
2008	2-14	1-7	1-7
2009	6-10	3-5	3-5
2010	9-7	6-2	3-5
2011	7-9	2-6	5-3
2012	8-8	5-3	3-5
2013	8-8	5-3	3-5
2014	10-6	5-3	5-3
2015	8-10	4-4	4-6
2016	8-10	4-4	4-6
2017	11-7	8-3	3-4
2018	9-11	7-4	2-7
2019	11-7	7-2	4-5
2021	15-21	6-12	9-9
2022	13-8	4-5	9-3
2023	9-15	6-6	3-9
2024	10-14	3-5	7-9
TOTAL	144-155	76-74	68-91

ALL-TIME VS. SYRACUSE			
YEAR	W-L	H	R
2008	6-10	4-4	2-6
2009	6-10	4-4	2-6
2010	4-12	2-6	2-6
2011	10-6	3-5	7-8
2012	10-6	6-2	4-4
2013	6-10	4-4	2-6
2014	8-8	4-4	4-4
2015	10-7	5-3	5-4
2016	11-6	6-2	5-4
2017	10-7	4-3	6-4
2018	10-6	4-4	6-2
2019	6-13	4-8	2-5
2021	7-5	3-3	4-2
2022	11-9	4-2	7-7
2023	17-6	9-3	8-3
2024	6-12	4-8	2-4
TOTAL	138-133	70-65	68-68

ALL-TIME VS. TOLEDO			
YEAR	W-L	H	R
2008	2-6	1-3	1-3
2009	4-4	2-2	2-2
2010	3-5	1-3	2-2
2011	5-3	2-2	3-1
2012	5-3	2-2	3-1
2013	5-3	2-2	3-1
2014	4-4	1-3	3-1
2015	5-3	2-2	3-1
2016	6-1	3-1	3-0
2017	3-3	2-1	1-2
2018	4-3	1-2	3-1
2019	3-3	2-1	1-2
2023	7-5	2-4	5-1
TOTAL	56-46	23-28	33-18



ALL-TIME VS. WORCESTER			
YEAR	W-L	H	R
2008	1-15	0-8	1-7
2009	10-6	5-3	5-3
2010	10-6	6-2	4-4
2011	6-10	4-4	2-6
2012	8-8	5-3	3-5
2013	11-5	5-3	6-2
2014	5-11	2-6	3-5
2015	8-10	4-6	4-4
2016	9-9	5-5	4-4
2017	10-7	3-5	7-2
2018	12-5	6-1	6-4
2019	9-13	3-6	6-7
2021	13-22	10-13	3-9
2022	7-10	5-6	2-4
2023	10-12	6-4	4-8
2024	8-16	6-6	2-10
TOTAL	137-165	75-81	62-84

ALL-TIME IRONPIGS PLAYERS

BOLD indicates player promoted from Lehigh Valley to Philadelphia; **Italics** indicates player previously appeared in MLB; **^** Player later debuted in MLB; ***** Appeared solely on MLB Rehab; ****** Also appeared on MLB Rehab; **++** On IL and did not play

- A -					
Abel, Mick	(RHP, 2023-2024)	Brito, Daniel	(INF, 2021)	Dohy, Kyle	(LHP, 2019, '21, '22)
<i>Allgeyer, Nick</i>	(LHP, 2023)	Brogdon, Connor**	(RHP, 2019, '21, '22, '23)	Dominguez, Seranthony**	(RHP, 2018, '21, '22, '23)
Abreu, Miguel	(INF, 2013)	Brown, Domonic**	(OF, 2010-12, '15)	Donald, Jason^	(INF, 2009)
Adams, Mike*	(RHP, 2014)	Brummett, Tyson	(RHP, 2009, '11-12)	<i>Dorta, Melvin</i>	(INF/OF, 2010)
Adam, Mike	(RHP, 2021-2022)	Buchanan, David	(RHP, 2013-16, 2024)	<i>Duckworth, Brandon</i>	(RHP, 2010)
<i>Adams, Lane</i>	(OF, 2019)	<i>Bump, Nate</i>	(RHP, 2010-11)	<i>Duffy, Chris</i>	(OF, 2010)
<i>Aguila, Chris</i>	(OF, 2010)	<i>Burr, Ryan</i>	(RHP, 2024)	Dugan, Kelly	(OF, 2015)
<i>Aguila, Osmel</i>	(OF, 2016-17)	Burriss, Emmanuel	(INF, 2016)	Duke, Ryan	(RHP, 2012)
Alexander, Tyler	(LHP, 2021)	<i>Burrows, Beau</i>	(RHP, 2024)	Duran, Edgar	(INF, 2014-15)
Alfaro, Jorge	(C, 2017)	<i>Bush, Dave</i>	(RHP, 2011-12)	Duran, Rodolfo	(C, 2021)
Allard, Kolby	(RHP, 2024)	Butto, Francisco	(RHP, 2009)	Duron, Nick	(RHP, 2022)
Alonso, Carlos	(INF, 2016)			<i>Durbin, Chad*</i>	(RHP, 2009)
Altherr, Aaron**	(OF, 2015-18)	Cabral, Edgar	(C, 2021-2022)	<i>Durbin, J.D.</i>	(RHP, 2008)
Alvarado, Jose**	(LHP, 2021, '22, '23)	Cairo, Miguel	(INF, 2009)	Dykstra, James	(RHP, 2022)
Alvarez, Henderson	(RHP, 2017)	Camargo, Johan	(INF, 2022)		
Alvarez, Nelson	(RHP, 2024)	Camp, Shawn	(RHP, 2014)		
<i>Amarista, Alexi</i>	(INF, 2018)	Canelo, Malquin	(INF, 2017-19)	Eastman, Colton	(RHP, 2021, '22)
Anderson, Chase*	(RHP, 2021)	Canzler, Russ	(OF, 2014-15)	Eaton, Adam	(RHP, 2008)
Anderson, Drew	(RHP, 2017-19)	Cardenas, Ruben	(OF, 2024)	Edell, Ryan	(LHP, 2011)
<i>Anderson, Jason</i>	(RHP, 2008-10)	Carpenter, Drew	(RHP, 2008-11)	Eickhoff, Jerad	(RHP, 2015, 2018-19)
<i>Anderson, Shaun</i>	(RHP, 2023)	Carrasco, Carlos^	(RHP, 2008-09)	Eflin, Zach**	(RHP, 2016-18, '22)
<i>Anna, Dean</i>	(INF, 2018)	Casimiro, Ranfi	(RHP, 2018)	<i>Elarton, Scott</i>	(RHP, 2012)
Antequera, Jose	(INF, 2019)	Castillo, Ali	(INF, 2019, 2022)	Ellis, Drew	(INF, 2023)
Appel, Mark	(RHP, 2016-17, '21-2022)	<i>Castillo, Max</i>	(RHP, 2024)	<i>Ellison, Jason</i>	(OF, 2009)
<i>Anderson, Jason</i>	(RHP, 2008-10)	Castro, Fabio	(LHP, 2008)	Ellison, Karl	(C, 2022)
<i>Andreoli, John</i>	(OF, 2022)	Castro, Leandro	(OF, 2013-14)	Elmore, Jake	(OF, 2021)
Arano, Victor	(RHP, 2017-19)	<i>Castro, Rodolfo</i>	(INF, 2024)	<i>Emmanuel, Kent</i>	(LHP, 2022)
Araujo, Elvis	(LHP, 2016)	Cave, Jake	(OF, 2023)	Ennis, John	(RHP, 2008-10)
<i>Arauz, Harold</i>	(RHP, 2018)	Cedeno, Ronny	(INF, 2014)	Enright, Barry	(RHP, 2014)
<i>Arencibia, J.P.</i>	(C, 2016)	Cervenak, Mike	(INF, 2008-09)	Escalona, Sergio	(LHP, 2009)
Aris, Abdallah	(LHP, 2019)	<i>Chacin, Gustavo</i>	(LHP, 2009)	Eshelman, Tom	(RHP, 2017-19)
Arjona, Kyle	(RHP, 2019)	Chambers, Adron	(INF, 2018)	Espinosa, Danny	(OF, 2018)
Asche, Cody**	(INF, 2013-16)	Chapman, Chance	(RHP, 2011)	Evanko, Ethan	(LHP, 2021)
Asher, Alec	(RHP, 2015-16)	Chapman, Ethan	(OF, 2015)		
Aumont, Phillippe	(RHP, 2011-15)	Chatham, C.J.	(INF, 2021)		
		Chavez, Ozzie	(INF, 2010)		
		Chiavacci, Ron	(RHP, 2008)	Falter, Bailey	(LHP, 2021-2023)
		<i>Childers, Matt</i>	(RHP, 2008)	Fassnacht, Nate	(INF, 2021)
Baez, Danys*	(RHP, 2010)	Cisco, Michael	(RHP, 2010, '12)	Fatherston, Taylor	(INF, 2016-17)
Bailey, Andrew**	(RHP, 2016)	<i>Clemens, Paul</i>	(RHP, 2015)	<i>Feierabend, Ryan</i>	(LHP, 2011)
<i>Barfield, Josh</i>	(INF, 2011)	Clemens, Kody**	(INF, 2023-2024)	Feliz, Neflali	(RHP, 2021)
<i>Barnes, Jacob</i>	(RHP, 2023)	Cloyd, Tyler	(RHP, 2012-13)	Fergus, Cade	(OF, 2024)
<i>Barnes, Jeremy</i>	(INF, 2012)	Cobb, Trey	(RHP, 2023)	<i>Fields, Josh</i>	(INF, 2013)
<i>Barrett, Aaron</i>	(RHP, 2022)	<i>Cochran, Tom</i>	(LHP, 2012-13)	Fien, Casey**	(INF, 2014)
<i>Bass, Brian</i>	(RHP, 2011)	Concepcion, Alex	(RHP, 2009-10)	Figueroa, Nelson	(RHP, 2010)
Bastardo, Antonio	(LHP, 2009-10)	<i>Contreras, Jose*</i>	(RHP, 2011)	Flores, Jorge	(INF, 2017)
Beato, Pedro	(RHP, 2017-18)	Conley, Jack	(C, 2021-2022, 2023++)	Florinon, Perdo	(INF, 2017-18)
Bedrosian, Cam	(RHP, 2021)	Coonrod, Sam*	(RHP, 2021, '22)	Fonteno, Mike	(INF, 2012)
<i>Beirne, Kevin</i>	(RHP, 2008)	Cordelli, Ryan	(OF, 2021)	Forsythe, Blake	(C, 2015)
Bellatti, Andrew	(RHP, 2022-2023)	Cordero, Jimmy	(RHP, 2016)	<i>Fox, Jake</i>	(INF, 2022)
Belliard, Ronnie	(INF, 2011)	Covey, Dylan	(RHP, 2024)	Francisco, Freddy	(C, 2021-2022)
<i>Benson, Kris</i>	(RHP, 2008)	<i>Cowgill, Collin</i>	(OF, 2018)	Frandson, Kevin	(INF, 2011-12)
<i>Bergjans, Tommy</i>	(RHP, 2017)	Cozens, Dylan	(OF, 2017-19)	Franco, Maikel	(INF, 2014-15, 2019)
<i>Berken, Jason</i>	(RHP, 2015)	Crause, Hans	(RHP, 2021-2023)	Friend, Justin	(RHP, 2012-14)
<i>Berry, Tim</i>	(LHP, 2018)	Crawford, J.P.	(INF, 2016-18)	Friscia, Vito	(C, 2021-2023)
Bettencourt, Trevor	(RHP, 2022)	<i>Cruz, Jesus</i>	(RHP, 2023)	<i>Furmaniak, J.J.</i>	(INF, 2009)
Biddle, Jesse	(LHP, 2015)	<i>Cuas, Jose</i>	(RHP, 2024)	<i>Fry, Jace</i>	(RHP, 2022)
<i>Billingsley, Chad*</i>	(RHP, 2015)	Cumana, Grenny	(INF, 2019)		
<i>Bisenius, Joe</i>	(RHP, 2008-09)	Curtis, Zac	(LHP, 2018)		
<i>Bixler, Brian++</i>	(INF, 2014)	Curtiss, John	(RHP, 2019)	- G -	
<i>Blackley, Travis</i>	(LHP, 2008)	<i>Cust, Jack</i>	(DH, 2011)	Galley, Frank	(LHP, 2012)
Blanco, Andres	(INF, 2012, '14)	Cyr, Tyler^	(RHP, 2022)	Galvis, Freddy**	(INF, 2011, '13-14, '21)
Bleich, Jeremy	(LHP, 2016)			Gambao, Arquimedes	(INF, 2021)
Bocack, Brian	(INF, 2010-11)			Garcia, Aramis	(C, 2023-2024)
Bogusevic, Brian	(OF, 2015)	d'Arnaud, Chase	(INF, 2015)	Garcia, Edgar	(RHP, 2018-19)
Bohm, Alec**	(INF, 2021, '24)	<i>Dahl, David</i>	(OF, 2024)	Garcia, Elniery	(LHP, 2017)
Bahn, T.J.	(OF, 2008)	Dalles, Justin	(C, 2013)	Garcia, Julian	(RHP, 2021)
Bonifacio, Jorge	(OF, 2021-2022)	Danks, Jordan	(OF, 2015)	Garcia, Luis	(RHP, '13-14, '16-18)
<i>Bonino, Eddie</i>	(RHP, 2011)	<i>Darensbourg, Vic</i>	(LHP, 2008)	Garcia, Rene	(C, 2015)
<i>Bootcheck, Chris</i>	(RHP, 2014)	<i>Dawkins, Gookie</i>	(INF, 2008)	Garner, Perci^	(RHP, 2008-09)
<i>Borkowski, Dave</i>	(RHP, 2009)	Davis, Austin	(LHP, 2018-19)	Garnett, Tristan	(LHP, 2024)
<i>Bourjos, Peter*</i>	(OF, 2016)	Davis, Lars	(C, 2014)	Gatto, Joe	(RHP, 2022)
<i>Bowden, Ben</i>	(LHP, 2023)	De Fratus, Justin	(RHP, 2011-14)	Gilbert, Tyler	(LHP, 2018-19, 2024)
<i>Bowers, Cedrick</i>	(RHP, 2009)	De La Cruz, Carlos	(OF, 2024)	Giles, Kenny	(RHP, 2014)
Bozied, Tagg	(INF, 2011)	De Los Santos, Enyel	(RHP, 2018-19, '21)	Gillies, Tyson	(OF, 2013-14)
Bramhall, Bobby	(LHP, 2013)	DeNato, Joey	(LHP, 2015-18)	Glogoski, Kyle	(RHP, 2021)
Bradley, Archie*	(RHP, 2021)	DeRenne, Keoni	(INF, 2010)	<i>Goody, Jose</i>	(C, 2024)
Brantly, Rob	(C, 2019)	Devenski, Chris*	(RHP, 2022)	Gomez, Ryan	(INF, 2018)
Breaux, Josh	(C, 2024)	<i>Diekmann, Jake</i>	(LHP, 2012-13, '15)	<i>Gomez, Hector</i>	(INF, 2017)
<i>Brice, Austin</i>	(RHP, 2024)	Dipoto, Jonah	(RHP, 2024)	Gomez, Ofriedy	(RHP, 2022)
Brignac, Reid	(INF, 2014)	Doobs, Greg	(INF/OF, 2010)	Gonzalez, Diego	(RHP, 2024)
				Gonzalez, Miguel A.	(RHP, 2014-15)
				Gonzalez, Severino	(RHP, 2015-16)

ALL-TIME IRONPIGS PLAYERS

Gordon, Brian (RHP, 2010-11)	Kelly, Michael (RHP, 2022)	McGuinness, Chris (INF, 2015)
Gosewich, Tuffy [^] (C, 2009, '12)	Kelly, Ty (INF, 2017)	McKay, Tyler (RHP, 2023-2024)
Gosselin, Phil (INF, 2019)	Kendrick, Howie* (INF, 2017)	McKenna, Ryan (OF, 2024)
Gozzo, Sal (INF, 2021-2022)	Kerkering, Orion** (RHP, 2023)	Medina, Adonis (RHP, 2021)
Gradovlje, Tim (C, 2008-09)	Kilome, Franklyn (LHP, 2017)	Meneses, Heiker (INF, 2018)
Green, Steve (RHP, 2008-09)	King, Brennan (INF, 2008)	Meneses, Joey [^] (INF, 2018)
Green, Zach (INF, 2018)	Kingery, Scott (INF, 2017, '21-2024)	Mercado, Michael (RHP, 2024)
Gregorius, Didi* (INF, 2021, 2022)	Kintzler, Brandon** (RHP, 2021)	Miller, Erik (LHP, 2022)
Grilli, Jason (RHP, 2011)	Klein, Phil (RHP, 2016)	Miller, Matt (OF, 2011)
Gruillon, Deivy (C, 2019)	Kline, Steve (LHP, 2008)	Milner, Gus (OF, 2009)
Guerrieri, Taylor (RHP, 2021)	Knapp, Andrew** (C, 2016, 2018, '21)	Milner, Hobby (LHP, 2016-18)
Guevara, Orlando (C, 2008-09)	Knigge, Tyler (RHP, 2014-15)	Miner, Zach (RHP, 2013)
Guthrie, Dalton (INF, 2021-2023)	Knight, Blaine (RHP, 2024)	Minix, Travis (RHP, 2008)
Gutierrez, Juan (RHP, 2015)	Knott, Jon (OF, 2008)	Misch, Pat (LHP, 2012)
Gwynn, Tony Jr. (OF, 2014)	Knotts, Gary (RHP, 2008)	Mitchell, Bryan (RHP, 2021)
	Koplove, Mike (RHP, 2009)	Mitchell, Derrick (OF, 2012-13)
	Kratz, Erik** (C, 2011-13, 15)	Mitchell, Jermaine (OF, 2013)
	Kroon, Matt (OF, 2023-2024)	Moniak, Mickey (OF, 2021, '22)
	Kuhns, Max (RHP, 2023)	Montanez, Lou (OF, 2012)
		Moore, Logan (C, 2015-18, '21)
- H -		Moore, Matt* (LHP, 2021)
Haake, Zach (RHP, 2024)		Moore, McKinley (RHP, 2023)
Hammer, JD (RHP, 2019, '21)		Mora, Angelo (INF, 2016-17)
Haley, Jim (INF, 2023-2024)		Morales, Francisco (RHP, 2021-2023)
Hall, Darick (INF, 2021-2024)		Moran, Javon (OF, 2008)
Hammond, Joey (INF, 2008)		Morgan, Adam (LHP, 2013, '15-17)
Hanzawa, Troy (INF, 2013-14)		Morillo, Juan (RHP, 2012)
Happ, J.A.** (LHP, 2008, '10)		Morrison, Logan (INF, 2019)
Hart, Kyle (LHP, 2023)		Moss, Brandon (OF, 2011)
Haseley, Adam (OF, 2019, '21)		Munoz, Yairo (INF, 2022)
Hays, Austin* (OF, 2024)		Mujica, Edward (RHP, 2016)
Head, Louis (RHP, 2023)		Murphy, Jim (1B, 2014)
Heilman, Aaron (RHP, 2011)		Murray, Colton (1B, 2014)
Heineman, Tyler (C, 2021)		Muzziotti, Simon (OF, 2021-2024)
Hendrickson, Josh (LHP, 2021, 2023)		Myers, Brett** (RHP, 2008-09)
Henigan, Jonathan (LHP, 2022)		
Henson, Tyler (INF, 2013-15)		- N -
Hernandez, Cesar (INF, 2012-14)		Naughton, Joel (C, 2011)
Hernandez, Jakob (LHP, 2021-2023)		Nava, Daniel* (OF, 2017)
Hernandez, Jan (OF, 2019)		Naylor, Drew** (RHP, 2011-12)
Herrndon, David (RHP, 2011)		Nelson, Chris (INF, 2015)
Herrera, Odubel (OF, 2017, '21-2022)		Nelson, Nick** (RHP, 2023-2024)
Herrmann, Frank (RHP, 2016)		Nelson, Kevin (C, 2009-10)
Hester, John (C, 2015)		Neris, Hector (RHP, 2014-15, 18)
Hibbs, Will (RHP, 2018)		Nesseth, Mike (RHP, 2013-14, '15)
Hicklen, Brewer (OF, 2023)		Nestor, Scott (RHP, 2009)
Hicks, John (C, 2023)		Newberry, Jake (RHP, 2022)
Hill, Koyie (C, 2014)		Newhan, David (INF, 2009)
Hill, Nick (LHP, 2015)		Ngoepe, Gift (INF, 2019)
Hinojosa, Dalier** (RHP, 2015-16)		Nina, Angelys (INF, 2016)
Hoffman, Jeff (RHP, 2023)		Nittoli, Vinny (RHP, 2022)
Hoffman, Matt (LHP, 2014)		Nix, Jason (INF, 2015)
Hollands, Mario*** (LHP, 2012, '16)		Nix, Laynce* (INF, 2012)
Hoover, Paul (C, 2009-10)		Nola, Aaron** (RHP, 2015, '17)
Howard, Ryan* (1B, 2012)		
Howard, Spencer (RHP, 2021)		- O -
Horst, Jeremy** (LHP, 2012, '13-14)		O'Hoppe, Logan (C, 2021)
Hoskins, Rhys (INF, 2017)		O'Sullivan, Sean (RHP, 2014-15)
Houston, Zac (RHP, 2024)		Ockimey, Josh (INF, 2022)
Hudson, Kyle (OF, 2012)		Ogle, Braeden (LHP, 2021-2022)
Hudson, Rob (INF, 2011)		Opitz, Jake (INF, 2012)
Hulett, Tug (INF, 2012)		Ort, Pete (INF, 2011-13)
Hundley, Nick (C, 2019)		Ortiz, Danny (OF, 2018)
Hunter, Cedric (OF, 2016)		Ortiz, Jhailyn (OF, 2023)
Hutchison, Drew (RHP, 2023)		Ortiz, Luis F.** (RHP, 2023-2024)
Hyatt, Austin (RHP, 2012)		Oswalt, Corey (RHP, 2022)
		Oswalt, Roy* (RHP, 2011)
- I -		Overbeck, Cody (INF, 2011-13)
Ibanez, Raul* (OF, 2009)		Overholt, Pat (RHP, 2009)
Infante, Gregory (RHP, 2016)		Ozuna, Pablo (INF, 2009)
Irvin, Cole (LHP, 2018-19)		Ogando, Nefi (RHP, 2015)
Iser, Herbert (C, 2021-2022)		
		- P -
- J -		Pache, Cristian* (OF, 2023)
Jackson, Ryan (INF, 2016)		Parkinson, David (RHP, 2021, '23-2024)
Jankowski, Travis (OF, 2021)		Pascucci, Valentino (OF, 2008)
Jaramillo, Jason [^] (C, 2008)		Pastornicky, Tyler (INF, 2015)
Jewell, Jake (RHP, 2023)		Pazos, James (LHP, 2019)
Jimenez, Cesar (LHP, 2013-15)		Paulino, David (RHP, 2021)
Johnson, Jay (LHP, 2013)		Perez, Hector (RHP, 2023)
Johnson, Seth (RHP, 2024)		Perez, Juan (LHP, 2011)
Jones, Damon (RHP, 2019, '21)		Perez, Wander (LHP, 2017)
Joseph, Tommy (C, 2013, '15-16)		Perkins, Cameron (OF, 2014, '16-17)
Joyce, Matt** (OF, 2021)		Perkins, Jack (RHP, 2021-2022)
		Peterson, Dustin (OF, 2022-2023)
- K -		Peterson, Mark (RHP, 2017)
Kaminsky, Rob (LHP, 2021)		Pettibone, Jonathan (RHP, 2012-14)
Kemp, Otto (INF, 2024)		Phelps, Cord (INF, 2015)
Kendrick, Kyle (RHP, 2009)		Phillips, Tyler (RHP, 2023-2024)
Kennedy, Buddy (INF, 2024)		
Kennelly, Tim (INF, 2012)		
	- L -	
Lackney, Nick (LHP, 2021)		
LaForest, Pete (C, 2008)		
LaFromboise, Bobby (LHP, 2016)		
Lazar, Max (RHP, 2024)		
Lail, Brady (RHP, 2021)		
Larish, Jeff (1B, 2011)		
Lee Sang, Marucs (OF, 2024)		
Leftwich, Luke (RHP, 2019)		
Lehman, Taylor (LHP, 2023-2024)		
Lehr, Justin (RHP, 2009)		
Leibrandt, Brandon (LHP, 2017-18)		
Leiter, Mark Jr. (RHP, 2017-18)		
Leon, Carlos (INF, 2009)		
Leroux, Chris (RHP, 2015)		
Lerud, Steven (C, 2013)		
Leverett, Adam (RHP, 2021)		
Lidge, Brad* (RHP, 2010)		
Lincoln, Brad (RHP, 2014)		
Lino, Gabriel (C, 2015)		
Listi, Austin (INF, 2019, '21)		
Lively, Ben (RHP, 2016-18)		
Llovera, Mauricio (LHP, 2021)		
Loewen, Adam (LHP, 2015)		
Lohman, Devin (INF, 2015)		
Loop, Derrick (LHP, 2010)		
Lopez, Rodrigo (RHP, 2009)		
Lough, David (OF, 2016)		
Luna, Hector (INF, 2012)		
Luplow, Jordan (OF, 2024)		
	- M -	
	MacDougal, Mike (RHP, 2013)	
	Machin, Vimael (INF, 2023)	
	Madson, Ryan* (RHP, 2010)	
	Majewski, Gary (RHP, 2009)	
	Manship, Jeff (RHP, 2014)	
	Maples, Dillon (RHP, 2022)	
	Marchan, Rafael** (C, 2021-2024)	
	Marconi, Brian (LHP, 2021-2022)	
	Mariot, Michael** (RHP, 2016-17, 2022)	
	Markwardt, Hunter (OF, 2022)	
	Marquis, Jason (RHP, 2014)	
	Marrero, Christian (INF, 2017)	
	Marson, Lou (C, 2009)	
	Marsh, Brandon* (OF, 2022, '23)	
	Marte, Alfredo (OF, 2016)	
	Marte, Yunior (RHP, 2023-2024)	
	Martin, Ethan** (RHP, 2013-14)	
	Martin, Josh (RHP, 2019)	
	Martinez, Harold (INF, 2017)	
	Martinez, Michael (INF, 2012-13)	
	Martinez, Pedro* (RHP, 2009)	
	Maruszak, Addison (INF, 2014)	
	Marvel, James (RHP, 2022)	
	Mastroianni, Darin (OF, 2015)	
	Matera, Nick (C, 2019)	
	Mathieson, Scott (RHP, 2009-11)	
	Maton, Nick (INF, 2021-2022)	
	Mayberry, John Jr.** (OF, 2009-11, '14)	
	Maza, Luis (INF, 2010)	
	Mazone, Brian (LHP, 2008-10)	
	McAllister, Zach (RHP, 2021)	
	McArthur, James [^] (RHP, 2023)	
	McBride, Matt (INF, 2018-19)	
	McDowell, Max (C, 2023)	
	McGarry, Griff (RHP, 2022, '23-'24)	
	McGarry, Seth (RHP, 2019)	
	McGowan, Christian (RHP, 2023)	
	McGowan, Dustin (RHP, 2015)	

ALL-TIME IRONPIGS PLAYERS

Pinto, Ricardo Pirela, Jose Pivetta, Nick Plassmeyer, Michael Plouffe, Trevor Podkul, Nick Podsednik, Scott Pointer, Brian Polanco, Placido* Pridie, Jason Purcey, David Pullin, Andrew	(RHP, 2017, '24) (OF, 2019) (RHP, 2016-17, 2019) (LHP, 2022-2023) (INF, 2018) (INF, 2023-2024) (OF, 2011-12) (OF, 2015) (INF, 2011) (OF, 2012) (LHP, 2012) (OF, 2017-18)	Serna, KC Sharpe, Chris Shaver, A.J. Simon, Kyle Simoneit, Will Singer, Jeff Sizemore, Grady Skirrow, Noah Slayden, Jeremy Smith, Casey Smith, Greg Smith, Matt++ Snelling, Chris Song, Noah* Sosa, Edmundo* Sosa, Juan Spears, Nate Spidale, Mike Stassi, Brock Stevenson, Cal Stephen, Josh Stokes, Madison Stott, Bryson** Straily, Dan Stumpf, Daniel* Stumpo, Bob Stutes, Mike Sullivan, Cory Suarez, Ranger** Suomi, John Susdorf, Steve Sweeney, Darnell Swindle, R.J.	(INF, 2015) (OF, 2022) (OF, 2024) (RHP, 2014) (C, 2024) (LHP, 2018, '21, '22) (OF, 2014) (RHP, 2022-2023) (OF, 2009) (INF, 2008) (LHP, 2013-14) (LHP, 2008) (OF, 2008) (RHP, 2023) (INF, 2024) (RHP, 2011) (INF, 2014) (OF, 2008-09, '12) (INF, 2016-17) (OF, 2023-2024) (OF, 2021) (INF, 2022) (INF, 2021, '22) (RHP, 2019) (LHP, 2016) (C, 2012) (RHP, 2010-11, '13) (OF, 2011) (LHP, 2018-19, '23) (C, 2008, '10-13) (OF, 2012-14) (INF, 2016) (LHP, 2008)	Walker, Taijuan* Walker, Tyler Walrand, Les Warren, Zach Wasserman, Ehren Watson, Brandon Whatcott, Jordan Williams, Corbin Williams, Justin Williams, Luke Williams, Matt Williams, Nick Wilson, Ethan Wilson, Weston Windle, Tom Wise, Dewayne Woods, Jake Woodward, Chris Worley, Vance Wright, Matt Wynns, Austin	(RHP, 2024) (RHP, 2009) (LHP, 2008, '11) (LHP, 2021, '22) (RHP, 2010) (OF, 2008) (RHP, 2012) (OF, 2021) (OF, 2022) (INF, 2021) (INF, 2017) (OF, 2024) (INF, 2023-2024) (LHP, 2018-19) (OF, 2010) (LHP, 2009-10) (INF, 2008) (RHP, 2010-11) (RHP, 2012) (C, 2022)
Quinn, Roman Quintero, Humberto Qsar, Jordan Quiroz, Esteban	- Q - (OF, 2017-19, '21-2022) (C, 2013) (OF, 2023) (INF, 2023-2024)				
Ramirez, J.C. Ramos, Cesar Ramos, Edubray Ramos, Eury Randolph, Cornelius Randolph, Steven Rangel, Alan Ransom, Cody Redding, Tim Register, Steven Reyes, Jo-Jo Richey, Jon Rickle, Nick Rios, Yacksel Rivas, Raul Rivero, Alexis Rivero, Carlos^ Rivera, T.J. Rizzotti, Matt Roberts, Cody Roberts, Ken Ross, Austin Rosso, Ramon Robertson, Daniel Robertson, Nate Robinson, Shane Robles, Mauricio Robles, Oscar Rodriguez, Herlis Rodriguez, Joely Rodriguez, Sean Roibal, Reinier Rojas, Johan Romero, J.C.* Romero, JoJo Romero, Niurman Romine, Andrew Rosenberg, B.J. Rosin, Seth Rossman, Bubby Rosso, Ramon Rouse, Mike Rucker, Michael** Ruf, Darin** Ruiz, Carlos* Ruiz, Jose Rupp, Cameron Russell, James Ryal, Rusty	(RHP, 2012-13) (LHP, 2017) (RHP, 2016-19) (RHP, 2024) (OF, 2021) (LHP, 2008) (RHP, 2024) (RHP, 2010) (RHP, 2011) (RHP, 2009) (LHP, 2014) (RHP, 2017) (C, 2017-18) (RHP, 2016-19) (INF, 2019) (RHP, 2017-19) (INF, 2011) (INF, 2021) (INF, 2010) (C, 2024) (LHP, 2015) (RHP, 2021) (RHP, 2021) (INF, 2022) (LHP, 2010) (OF, 2019) (LHP, 2013) (INF, 2008) (OF, 2017) (LHP, 2015-16) (INF, 2019) (RHP, 2016) (OF, 2024) (LHP, 2009-10) (LHP, 2019, 2022) (INF, 2011) (INF, 2019) (RHP, 2012-14) (RHP, 2014-15) (RHP, 2022) (RHP, 2019) (INF, 2008) (RHP, 2024) (OF, 2013-16) (C, 2009-10, '13) (RHP, 2024) (C, 2013-14) (LHP, 2016) (INF, 2014)				
Salas, Fernando Sanchez, Brian Sanchez, Christopher Sanchez, Ricardo Sands, Donny Sardinha, Dane Savery, Joe Schierholtz, Nate* Schneider, Brian* Schultz, Andrew Schulze, Brett Schuster, Patrick Schwecke, Trevor Schwimer, Michael Scott, Tayler Seanez, Rudy* Seelinger, Matt Segura, Jean* Sellers, Neil	- S - (RHP, 2019) (RHP, 2012) (LHP, 2021-2023) (LHP, 2022) (C, 2022) (C, 2010-11) (LHP, 2009-13) (OF, 2012) (C, 2010) (RHP, 2024) (RHP, 2023) (LHP, 2016) (INF, 2024) (RHP, 2010-12) (RHP, 2022) (RHP, 2008) (RHP, 2022) (INF, 2021, 2022) (INF, 2010)	Tarnok, Freddy** Taschner, Jack Taubenheim, Ty Taveras, Jose Taveras, Willy Taylor, Carson Taylor, Michael^ Tejada, Ruben Therrien, Jeses Thomas, Clete Thomas, Jared Thompson, Jake Thompson, Rich Thurston, Joe Tiffee, Terry Tilson, Charlie Tocci, Carlos Toffey, Will Talbert, Matt Tols, Josh Tomscha, Damek Torreyes, Ronald** Tracy, Andy Tromp, Jiandido Turnbull, Spencer* Tyler, Kyle	(RHP, 2024) (LHP, 2009) (RHP, 2010) (RHP, 2017, 2019) (OF, 2010) (1B, 2024) (OF, 2009) (INF, 2021) (RHP, 2017) (OF, 2014) (C, 2024) (RHP, 2016-18) (OF, 2008-12) (INF, 2012) (INF, 2009) (OF, 2021) (OF, 2017) (INF, 2022, 23+) (INF, 2013-14) (LHP, 2018-19) (INF, 2018-19) (INF, 2021, 2022) (INF, 2008-10) (OF, 2017-18) (RHP, 2024) (RHP, 2024)		
		Uelmen, Erich Utley, Chase*	(RHP, 2023) (INF, 2012, '15)		
		Valdes, Raul Valdez, Wilson Valentin, Jesmuel Valle, Sebastian Vargas, Victor Vasquez, Andrew Vasquez, Anthony Velandia, Jorge Velasquez, Vince* Venable, Will Venditte, Pat Victorino, Shane* Vierling, Matt Villarreal, Oscar Vincent, Nick Vines, Jace Viza, Tyler Vogelsong, Ryan	(LHP, 2012-13) (INF, 2010) (INF, 2016-18) (C, 2012, '14) (RHP, 2021) (LHP, 2022) (LHP, 2015-16) (INF, 2009) (RHP, 2017, '21) (OF, 2016) (SHP, 2017) (OF, 2008, '10) (OF, 2021, '22) (RHP, 2010) (RHP, 2019) (RHP, 2023) (LHP, 2018-19) (RHP, 2010)		
		Waguespack, Jacob Walding, Mitch Walker, Jeremy	(RHP, 2017-18) (INF, 2017-19) (RHP, 2023)		
				- Y - (OF, 2013) (OF, 2011)	
				- Z - (RHP, 2021, '23) (RHP, 2023)	

ALL-TIME IRONPIGS NUMBERS

Moniak, Mickey Torreyes, Ronald Kingery, Scott	-0- (2021; also 6) (2021-2022, also 6) (2022-2024)	Suomi, John Taveras, Willy Barfield, Josh Blanco, Andres Asche, Cody Henson, Tyler Cedeno, Ronny Valle, Sebastian Garcia, Rene Moore, Logan Jackson, Ryan Nina, Angelys Lough, David Aguila, Osmel Venditte, Pat Canelo, Malquin Florimor, Pedro Meneses, Heiker Singer, Jeff Cumana, Grenny Gosselin, Phil Gregorius, Didi Williams, Luke Hennigan, Jonathan Nittoli, Vinny Iser, Herbert Markwardt, Hunter Stott, Bryson Wilson, Weston Gonzalez, Diego Kemp, Otta	(2010; 2, 10, 11, 15) (2010) (2011) (2012; also 3) (2013-15; also 31, 40) (2013; also 9) (2014) (2014; also 8, 9) (2015) (2015; also 11, 30) (2016) (2016; also 3) (2016; also 3) (2016; also 6, 7) (2017) (2018) (2018) (2018) (2018) (2019) (2019) (2021) (2021; also 25) (2022, also 3) (2022, also 61) (2022, also 61) (2022) (2022) (2023-2024) (2024) (2024)	Gross, Greg Ozuna, Pablo Taschner, Jack Ransom, Cody Chavez, Ozzie Orr, Pete Luna, Hector Hudson, Kyle Valle, Sebastian Mariuszak, Addison Ryal, Rusty Candler, Russ d'Arnaud, Chase Alonso, Carlos Mora, Angelo Morgan, Adam Kelly, Ty Flores, Jorge Nava, Daniel Tromp, Jandido Stassi, Brock Martinez, Harold Herrera, Odubel Walding, Mitch Anna, Dean Canelo, Malquin Falter, Bailey Garcia, Julian Rivera, T.J. Segura, Jean Stott, Bryson McGarry, Griff Cabral, Edgar Ellison, Karl Peterson, Dustin Simoneit, Will Ramos, Eury	-8- (2008; also 23) (2009) (2009) (2010; also 13) (2010) (2011, '13; also 11) (2012; also 7, 38) (2012) (2014; also 5, 9) (2014) (2014; also 13) (2014; also 17, 19) (2015) (2016) (2016, also 6, 10) (2017; 11, 21, 23, 31) (2017) (2017; also 2) (2017) (2017) (2017) (2017, '21) (2017) (2018) (2019) (2021; also 16) (2021; also 12, 31) (2021) (2021) (2021) (2022) (2022) (2022) (2023) (2024) (2024; also 16)	
Koplove, Mike Gosewisch, Tuffy Hudson, Rob Podsednik, Scott Martinez, Michael Hernandez, Cesar Suomi, John Hanzawa, Troy Galvis, Freddy Spears, Nate Forsythe, Blake Duran, Edgar Utley, Chase Quinn, Roman Flores, Jorge DeNato, Joey Amarista, Alexi Goins, Ryan Robinson, Shane Brogdon, Connor Medina, Adonis Robertson, Daniel Machin, Vimal Stevenson, Cal Clemens, Kody Soa, Edmundo Thomas, Jared Hays, Austin	-2- (2009) (2009; also 6) (2011) (2011-12) (2012; also 3) (2012; also 7) (2013; 5, 10, 11, 15) (2013-14; also 3) (2013-14; also 6) (2014) (2015) (2015; also 6, 7) (2015; also 21) (2017) (2017; also 8) (2017; also 23, 24) (2018) (2018) (2019) (2021) (2021) (2022) (2023) (2023, also 19, 57) (2024) (2024; also 16) (2024; also 5)	Durbin, J.D. Marson, Lou Anderson, Jason Nelson, Kevin De Renne, Keoni Sullivan, Cory Galvis, Freddy Gosewisch, Tuffy^ Mitchell, Jermaine Abreu, Miguel Camp, Shawn Duran, Edgar Buchanan, David Featherston, Taylor Aguila, Osmel Mora, Angelo Rodriguez, Herlis Ortiz, Danny Brantly, Rob Bohm, Alec Leverett, Adam Andreoli, John Camargo, Johan Hicklen, Brewer Hicks, John McDowell, Max Podkul, Nick Stevenson, Cal Taylor, Carson	(2008) (2009; also 4) (2009; also 7, 16, 19) (2009; also 19) (2010) (2011) (2011, '14; also 2) (2012; also 2) (2013) (2013; also 19) (2014; also 31) (2015; also 2, 7) (2015; 12, 21, 23, 24, 48) (2016-17) (2016; also 5, 7) (2017; also 8, 8) (2017) (2018) (2019) (2021; also 8, 2024) (2021) (2022, also 2) (2022, also 4, 7) (2023) (2023) (2023) (2023) (2024) (2024)	-6- (2008) (2009; also 4) (2009; also 7, 16, 19) (2009; also 19) (2010) (2011) (2011, '14; also 2) (2012; also 2) (2013) (2013; also 19) (2014; also 31) (2015; also 2, 7) (2015; 12, 21, 23, 24, 48) (2016-17) (2016; also 5, 7) (2017; also 8, 8) (2017) (2018) (2019) (2021; also 8, 2024) (2021) (2022, also 2) (2022, also 4, 7) (2023) (2023) (2023) (2023) (2024) (2024)	Dawkins, Gookie Snelling, Chris Gardoville, Tim Donald, Jason Butto, Francisco Maza, Luis Aguila, Chris Brown, Domic Romero, Niuman Overbeck, Cody Valle, Sebastian Lerud, Steven Henson, Tyler Arencibia, J.P. Burriss, Emmanuel Gomez, Hector Rickles, Nick Adams, Lane Garcia, Edgar Matera, Nick Rivas, Raul Ingram, Garey Guthrie, Dalton Nelson, Nick Lee Sang, Marcus	(2008) (2008; also 17) (2008; also 44) (2009) (2009; also 19, 25) (2010) (2010-12) (2011-12; also 7, 12) (2011) (2011; also 10, 11) (2012; also 5, 8) (2013) (2014-15; also 5) (2016) (2016) (2017) (2018) (2019) (2019) (2019) (2021) (2022, '23, also 9) (2023) (2024)
Rouse, Mike Furmaniak, J.J. Dorta, Melvin Frandsen, Kevin Murray, Colton Martinez, Michael Hanzawa, Troy Blanco, Andres Neris, Hector Lough, David Canelo, Malquin Crawford, J.P. Berry, Tim Espinosa, Danny Valentin, Jesmuel Castillo, Ali Rodriguez, Sean Chatham, C.J. Guthrie, Dalton Maton, Nick Tilson, Charlie Quinn, Roman Cave, Jake Clemens, Kody Rojas, Johan Dahl, David Schecke, Trevor Podkul, Nick	-3- (2008) (2009) (2010) (2011-12) (2012, also 13, 23, 30, 40, 43) (2013; also 2) (2013; also 3) (2014; also 5) (2014; also 16, 19, 21, 38) (2016; also 5) (2017) (2016-18) (2018) (2018) (2018) (2019, 2022, also 41, 6) (2019) (2021; also 12, 13, 28) (2021; also 6) (2021; also 5 and 16) (2021) (2022) (2023) (2023; also 27) (2024) (2024; also 8) (2024; also 8) (2024; also 9)	Anderson, Jason Ellison, Jason Valdez, Wilson Brown, Domic Robertson, Nate Loop, Derrick Herndon, David Sosa, Juan Montanez, Lou Hulett, Tug Luna, Hector Opitz, Jake Hernandez, Cesar Tolbert, Matt Duran, Edgar Chapman, Ethan Serna, KC Roberts, Ken Mizerock, John Valentin, Jesmuel Aguila, Osmel Stassi, Brock Cowgill, Collin Haseley, Adam Ngoepe, Gift Elmore, Jake Jankowski, Travis Sherriff, Ryan Maton, Nick Muzziotti, Simon McKenna, Ryan	(2008) (2009) (2009; also 6) (2009; also 19) (2009) (2010) (2010; also 12) (2011; also 24) (2012) (2012-14) (2014; also 11) (2015) (2015; also 12, 30, 38) (2015; also 30) (2016; also 5) (2016-17) (2017) (2018) (2018) (2018) (2019) (2021; also 30, 61) (2021) (2021; also 7, 8, 13) (2021; also 7, 8, 37, 47) (2022) (2022) (2022, also 23) (2023-2024)	-7- (2008; also 6, 16, 19) (2009) (2010) (2010; also 9, 12) (2010; also 23) (2010) (2010) (2011) (2012) (2012) (2012; also 8, 38) (2012) (2012-14; also 2) (2014; also 10) (2014; also 2, 6) (2015) (2015) (2015) (2016) (2016-17) (2017; also 5, 6) (2017; also 8, 10) (2018) (2019; also 61) (2019) (2021) (2021) (2022, also 2) (2022, also 4) (2023-2024) (2024)	Spidale, Mike Robles, Oscar Slayden, Jeremy Savery, Joe Wise, Dewayne Bocock, Brian Belliard, Ronnie Polanco, Placido Overbeck, Cody Mitchell, Derrick Tolbert, Matt Suomi, John Franco, Maikel Nola, Aaron Pastornicky, Tyler Stassi, Brock Kendrick, Howie Therrien, Jesen Mora, Angelo Walding, Mitch Pivetta, Nick Llovera, Mauricio Toffey, Will Barnes, Jacob Head, Louis McKay, Tyler Godoy, Jose Haake, Zach	(2008-09; also 28) (2008) (2009) (2009, '13; 30, 40, 41) (2010) (2010; also 11, 13) (2011) (2011) (2012; also 10, 11) (2013; also 17, 35, 40) (2013; also 7) (2013; 2, 5, 11, 15) (2014-15; also 7) (2015, '17) (2015) (2016) (2017) (2017) (2017; also 6, 8) (2018-19) (2019) (2021) (2022) (2022) (2023) (2023) (2024) (2024)
Watson, Brandon	-5- (2008)					

ALL-TIME IRONPIGS NUMBERS

Suomi, John Velandia, Jorge Bocock, Brian Stutes, Mike Larish, Jeff Bush, Dave Orr, Pete Overbeck, Cody Thomas, Clete Perkins, Cameron Nelson, Chris Lino, Gabriel Moore, Logan Morgan, Adam Kingsry, Scott Jones, Gary Fry, Jace Maples, Dillon Ellis, Drew Hart, Kyle Kuhns, Max Marsh, Brandon Perez, Hector Song, Noah Breaux, Josh Ruiz, Jose Wilson, Ethan Pinto, Ricardo Marte, Yunior	- 11 - (2008; 2, 5, 10, 15) (2009) (2010; also 10, 13) (2010; also 33, 38) (2011) (2011-12) (2012; also 8) (2013; also 9, 10) (2014; also 4) (2014; also 27) (2015) (2015) (2015-16; also 5, 30) (2017; 8, 21, 23, 31) (2017) (2018-21) (2022) (2022) (2023, also 3) (2023) (2023) (2023) (2023) (2023) (2023) (2024) (2024) (2024) (2024; also 47) (2024; also 39, 69)	Eflin, Zach Rickles, Nick Lively, Ben Tols, Josh Chambers, Adron Pullin, Andrew Tromp, Jiandido Hudwily, Nick Lentfield, Luke Quinn, Roman Howard, Spencer Lail, Brady	(2017; also 16, 61) (2017) (2018) (2018) (2018) (2018) (2018) (2019) (2019) (2019) (2021; also 30, 48) (2021)	King, Brennan Lehr, Justin Butto, Francisco Overholt, Pat Anderson, Jason Nelson, Kevin Sellers, Neil Kratz, Erik Duke, Ryan Hyatt, Austin Cisco, Michael Gillies, Tyson Bramhall, Bobby Abreu, Miguel Johnson, Jay Neris, Hector Giles, Kenny Marquis, Jason Mastroianni, Darin Canzler, Russ Williams, Nick Lively, Ben Peterson, Mark Kilome, Franklin Altherr, Aaron Plouffe, Trevor Viza, Tyler Eickhoff, Jerad Listi, Austin Conley, Jack Heineman, Tyler Plassmeyer, Michael Sands, Donny Parkinson, David Zarbinsky, Braden Tyler, Kyle Lazar, Max	- 19 - (2008) (2009) (2009; also 9, 25) (2009; also 4) (2010; also 6, 7, 16) (2010; also 6, 7) (2010; also 25) (2011-13; also 28, 50) (2012) (2012; also 31) (2012; also 21) (2013; also 13, 31) (2013) (2013; also 6) (2013) (2014; 3, 16, 21, 38) (2014) (2014) (2015) (2015; also 8, 17) (2016; also 4) (2016-17) (2017) (2017) (2018) (2018) (2018) (2019) (2019; also 24) (2021) (2022-2023, also 50) (2022, also 13, 25) (2023) (2023) (2024) (2024; also 12)
Victorino, Shane Thompson, Rich Fox, Jake Schierholtz, Nate Jimenez, Cesar Garner, Perci Morandini, Mickey Brown, Domico Ruf, Darin Hinojosa, Dalier Dugan, Kelly Buchanan, David Hoskins, Rhys Tocci, Carlos Gilbert, Tyler Eflin, Zach Lively, Ben De Los Santos, Enyel Gilbert, Tyler Cabral, Edgar Marvel, James Zeuch, T.J. Kroon, Matt	- 12 - (2008; also 8) (2008-12) (2012; also 43) (2012) (2013; also 21) (2013) (2014) (2015; also 7, 9) (2015; also 15, 16, 28) (2015; also 4, 30, 38) (2015) (2016; 6, 21, 23, 24, 48) (2017) (2017; also 17) (2018) (2018) (2018) (2019) (2019) (2021) (2022) (2023) (2024)	Darensbourg, Vic Hammond, Joey Anderson, Jason Romero, J.C. Cisco, Michael Young, Delwyn De Fratus, Justin Rivero, Carlos Misch, Pat Joseph, Tommy Valdes, Raul Cochran, Tom Brignac, Reid Neris, Hector Ruf, Darin Gwynn, Tony Jr. Bogusevic, Brian Pointer, Brian Eflin, Zach Pivetta, Nick Pullin, Andrew Altherr, Aaron Tomscha, Damek Curtis, Zac Hernandez, Jan Anderson, Chase Duran, Rodolfo Gamboa, Arquimedes Vargas, Victor Kelly, Michael Frischia, Vito Kerkering, Orion Alvarez, Nelson Rucker, Michael	(2016-15) (2008) (2009; also 6, 7, 19) (2010; also 33) (2010) (2011; also 24) (2011; also 30, 31, 38) (2011) (2012) (2013; also 22, 38) (2013; also 15, 17, 38) (2013; also 13, 23) (2014; also 21) (2014; also 3, 19, 21, 38) (2014; also 12, 15, 28) (2014) (2015) (2015) (2016; also 15, 61) (2016-17) (2017; also 57) (2018) (2018) (2018) (2019) (2021) (2021) (2021) (2021) (2022) (2023) (2023-2024) (2024) (2024)	Beirne, Kevin Moran, Javon Benson, Kris Newhan, David Willarreal, Oscar Bonine, Eddie Worley, Vance Oswalt, Roy Chapman, Chance Diekman, Jake Kennelly, Tim Utley, Chase Cisco, Michael Pridie, Jason Garcia, Luis Morgan, Adam Jimenez, Cesar Neris, Hector Brignac, Reid Clemens, Paul Buchanan, David Hunter, Cedric Cozens, Dylan De Los Santos, Enyel Bradley, Archie Guerrieri, Taylor Lackney, Nick Ogle, Braeden Brogdon, Connor Cardenas, Ruben De La Cruz, Carlos	(2008) (2008) (2008) (2009) (2009) (2011) (2011; also 17, 33) (2011) (2011; also 39) (2012-13; also 23, 38) (2012) (2012; also 2) (2012; also 19) (2012; also 31) (2013; 27, 38, 43, 57) (2013; 8, 11, 23, 31) (2014-15; also 12) (2014; 3, 16, 19, 38) (2014; also 16) (2015; also 30) (2015; 6, 12, 23, 24, 48) (2016) (2017) (2018-21; also 41) (2018) (2021) (2021) (2022) (2023) (2024) (2024; also 13)
Smith, Casey Lopez, Rodrigo Ransom, Cody Bocock, Brian Cochran, Tom Fields, Josh Gillies, Tyson Ryal, Rusty Manship, Jeff Gonzalez, Severino Roibal, Reinier Brodzinski, Greg Leiter, Mark Jr. Murray, Colton Fien, Casey Knapp, Andrew Waguespack, Jacob Neris, Hector Brogdon, Connor Tomscha, Damek Moore, Matt Tejada, Ruben Velasquez, Vince Marchan, Rafael Munoz, Yairo Ortiz, Jhailyn Ortiz, Luis	- 13 - (2008) (2009) (2010; also 8) (2010; also 10, 11) (2012; also 16, 23) (2013) (2014; also 19, 31) (2014; also 8) (2014) (2015; also 31, 37) (2016; also 38) (2016) (2017-18; also 38) (*16; 3, 23, 30, 40, 43) (2017; also 57) (2018) (2018) (2019) (2019) (2021) (2021; also 25) (2021) (2022-2024) (2022, also 6, 5) (2023, also 22) (2024)	Snelling, Chris Knott, Jon Hoover, Paul Baez, Dany Worley, Vance Jones, Damon Horst, Jeremy Valdes, Raul Mitchell, Derrick Friend, Justin Quintero, Humberto Dalles, Justin Rupp, Cameron Canzler, Russ Hester, John Asher, Alec Herrmann, Frank Tocci, Carlos Atherr, Aaron Arano, Victor Hibbs, Will Grullon, Deivy Borders, Pat Frischia, Vito Haseley, Adam Clay, Sam Rossman, Bubby Gozzo, Sal Garnett, Tristan	(2008; also 9) (2008) (2009-10) (2010) (2011; also 21, 33) (2022)Redding, Tim (2011) (2012; *14; also 33) (2012; also 15, 16, 38) (2012; also 10, 35, 40) (2013; also 15, 33, 43) (2013) (2013; also 35) (2015; also 8, 19) (2015) (2015; also 23) (2016) (2017; also 12) (2017; also 27, 41) (2017-18) (2018) (2019) (2021; also 62) (2021; also 19, 28) (2022) (2022) (2022) (2022) (2024)	Cervenak, Mike Sardinha, Dane Sanchez, Brian Nix, Laynce Morillo, Juan Cloyd, Tyler O'Sullivan, Sean McGowan, Dustin Joseph, Tommy Infante, Gregory Rivero, Alexis Arauz, Harold Casimiro, Ranfi Rivero, Alexis Aris, Abdallah Curtis, John Jones, Damon Barrett, Aaron Hendrickson, Josh Castillo, Max	(2008-09) (2010-11) (2012; also 38) (2012) (2012) (2013; also 24, 34) (2014-15; also 48) (2015) (2016; also 16, 38) (2016; also 23, 47) (2017) (2018) (2018) (2018) (2019) (2019) (2021; also 48) (2022) (2023) (2024)
Jaramillo, Jason Mayberry, John Jr. Miller, Matt Naughton, Joel Suomi, John Ruf, Darin Valdes, Raul Bixler, Brian Friend, Justin Knigge, Tyler Vasquez, Anthony Knapp, Andrew	- 15 - (2008) (2009-10; also 40, 41) (2011) (2011) (2011-12; 2, 5, 10, 11, 15) (2013; also 12, 16, 28) (2013; also 16, 17, 38) (2014) (2014; also 17, 33, 43) (2014-15; also 23, 38) (2015; also 40, 47) (2016)	Chiavacci, Ron Carpenter, Drew Gordon, Brian Heilman, Aaron Brummett, Tyson Castro, Leandro Berken, Jason Russell, James Richey, Jon Helms, Wes Antequera, Jose Paulino, David Alvarado, Jose Greenfield, Bill Houston, Zac	(2008) (2009-11; also 44, 48) (2010; also 30) (2011) (2012; also 30, 34) (2013-14) (2015) (2016) (2017) (2018) (2019) (2021) (2022) (2022, also 25) (2024)	Bisenin, Joe Gross, Greg Robertson, Nate	(2008; also 43) (2009-10; also 8) (2010; also 7)

ALL-TIME IRONPIGS NUMBERS

Sandberg, Ryne Cochran, Tom Young, Delmon Buchanan, David Hill, Koyie Adams, Mike Rodriguez, Joely Diekman, Jake Knigge, Tyler Murray, Colton Infante, Gregory Morgan, Adam Asher, Alec Rios, Yacksel De Nato, Joey Florimon, Pedro Bergjans, Tommy Neris, Hector Thompson, Jake Singer, Jeff Eickhoff, Jerad Rios, Yacksel Hall, Darick Stokes, Madison Skirrow, Noah McGarry, Griff	(2011-12) (2013; also 13, 16) (2013) (2013-15; 6, 12, 21, 24, 48) (2014) (2014; also 43) (2015; also 40, 41) (2015; also 21, 38) (2015; also 15, 38) (*15; 3, 13, 30, 40, 43) (2016; also 22, 47) (2016; 8, 11, 21, 31) (2016; also 17) (2016; also 40) (2016; also 2, 24) (2017) (2017) (2018) (2018) (2018) (2019) (2019) (2019) (2021-2022, also 44) (2022) (2023) (2023) (2024)	Whatcott, Jordan Miner, Zach Rosin, Seth Davis, Lars Kratz, Erik Ruf, Darin Taveras, Jose Suarez, Ranger Plouffe, Trevor Morrison, Logan Contreras, Anthony	(2012) (2013) (2014; also 40) (2014) (2015; also 19, 50) (2016; also 12, 15, 16) (2017) (2018) (2018) (2019) (2022-2024)	Dykstra, James Miller, Erik Oswalt, Corey Vasquez, Andrew	(2022) (2022) (2022) (2022)
Huppert, Dave Moss, Brandon Young, Delwyn Thurston, Joe Cloyd, Tyler Smith, Greg Buchanan, David Sizemore, Grady McGuinness, Chris De Nato, Joey Sweeney, Darnell Alfaro, Jorge Alvarez, Hendersson Anderson, Drew Rios, Yacksel Romero, JoJo Viza, Tyler O'Hoppe, Logan Zarbnisky, Braden Brogdon, Connor Eastman, Colton Francisco, Freddy Ockimey, Josh Marte, Yunior McGowan, Christian Vines, Jaces Hall, Darick	- 24 - (2008-10) (2011; also 4) (2011; also 16) (2012) (2012-13; also 22, 34) (2013; also 27) (2014; 6, 12, 21, 23, 48) (2014) (2015) (2015; also 2, 23) (2016) (2017) (2017) (2017) (2018-19) (2018) (2019) (2018-19) (2021) (2021) (2022, also 61, 38, 23) (2022, also 57) (2022) (2022) (2023) (2023) (2023) (2024)	Childers, Matt Woods, Jake Figueroa, Nelson Gordon, Brian Brummett, Tyson Savery, Joe Elarton, Scott De Fratus, Justin Ruiz, Carlos MacDougal, Mike Enright, Barry Hoffman, Matt Gonzalez, Miguel A. Clemens, Paul Lohman, Devin Hinojosa, Daliel Venable, Will Murray, Colton Moore, Logan McBride, Matt Feliz, Nefthali Perkins, Jack Warren, Zach Thurston, Joe	(2008) (2009-10) (2010) (2011; also 18) (2011; also 18, 34) (2011; also 10, 40, 41) (2012) (2013; also 16, 31, 38) (2013; also 34, 51) (2013) (2014) (2014-15; also 4) (2015; also 21) (2015) (2015; also 4, 12, 38) (2016) (*16; 3, 13, 23, 40, 43) (2017; also 5, 11) (2018-19) (2021) (2021) (2022-2024)	Pascucci, Valentino Eaton, Adam Mazone, Brian Green, Steve Perez, Juan Mitchell, Derrick Stumpo, Bob Petibone, Jonathan Rosenberg, B.J. Rupp, Cameron PHELPS, Cord Appel, Mark Ramos, Cesar Moore, Logan Pazos, James Rivero, Alexis Appel, Mark Eflin, Zach Seelinger, Matt	(2008) (2008) (2008-10; also 40) (2008-09; also 35) (2011) (2012; also 10, 17, 40) (2012) (2012; also 41) (2013; also 33, 34) (2014; also 17) (2015) (2016-17, *21) (2017) (2018) (2019) (2019) (2022) (2022) (2022)
Swindle, R.J. Cairo, Miguel Butto, Francisco Sellers, Neil Bastardo, Antonio Rende, Sal Romero, JoJo Williams, Nick Coonrod, Sam Eastman, Colton Glogoski, Kyle Ross, Austin Skirrow, Noah Vierling, Matt Abel, Mick Crouse, Hans Schulze, Brett	- 25 - (2008) (2009) (2009; also 9, 15) (2010; also 19) (2010; also 43) (2011-18) (2019) (2019) (2021; also 48) (2021; also 45) (2021) (2021) (2022) (2022) (2023-2024) (2023, also 67) (2023)	Green, Steve Bowers, Cedrick Duckworth, Brandon Feierabend, Ryan Hyatt, Austin Pridie, Jason Gailley, Frank De Fratus, Justin Gillies, Tyson Morgan, Adam Camp, Shawn Lincoln, Brad Ogando, Nefi Marte, Alfredo Gonzalez, Severino Mariot, Michael Asche, Cody Waguespack, Jacob Cozens, Dylan Hammer, JD Tols, Josh Alexander, Tyler Dohy, Kyle Falter, Bailey Mariot, Michael Perkins, Jack Anderson, Shaun Uelmen, Erich Adamson, Chris *Tank*	(2008-09; also 35) (2009) (2010) (2011) (2012; also 19) (2012; also 21) (2012) (2012; also 16, 30, 38) (2013; also 13, 19) (*13, 15; 8, 11, 21, 23) (2014; also 6) (2014) (2015) (2016) (2016; also 13, 37) (2016-17) (2016; also 5, 40) (2018) (2018-19) (2019) (2019) (2021) (2021; also 38) (2022, also 41, 13, 41, 38) (2022) (2022) (2023) (2023, also 19) (2024)	Bourjos, Peter Gonzalez, Severino Milner, Hoby Garcia, Edgar Waguespack, Jacob Ramos, Edubray Leibrandt, Brandon Eshelman, Tom Garcia, Edgar Sanchez, Christopher Bettencourt, Trevor Sanchez, Ricardo Ortiz, Luis F. Suarez, Ranger Gilbert, Tyler	(2016) (2015; also 13, 31) (2016; also 38, 47, 57) (2018) (2018) (2018) (2018) (2019) (2019) (2021) (2022) (2022) (2023) (2023) (2024; also 50)
Blackley, Travis Majewski, Gary Mathieson, Scott Martin, Ethan Garcia, Luis Smith, Greg Nesseth, Mike Hill, Nick Atherr, Aaron Perkins, Cameron Windle, Tom Francisco, Freddy Galvis, Freddy McAllister, Zach Ramos, Cesar Luplow, Jordan	- 27 - (2008) (2009) (2010-11) (2013; also 40) (2013; 21, 38, 43, 57) (2014; also 24) (2015; also 40, 44) (2015; also 38) (2015; also 41) (2016-17; also 11) (2018-19) (2021) (2021) (2021) (2022-2023, also 62) (2024)	Happ, J.A. Romero, J.C. Guevara, Orlando Taylor, Michael Vogelsson, Ryan Worley, Vance Stutes, Mike Walrod, Les Bozied, Tagg Friend, Justin Hollands, Mario Ramirez, J.C. Horst, Jeremy Simon, Kyle Rosenberg, B.J. Danks, Jordan Thompson, Jake Waguespack, Jacob Irvin, Cole Moore, Logan	(2008; also 38) (2009; also 16) (2009; also 38) (2009) (2010) (2010; also 17, 21) (2011; also 11, 38) (2011; also 48) (2011; also 48) (2012; also 15, 17, 43) (2012; also 41) (2013; also 40) (2013; also 17) (2014; also 43) (2014; also 34, 35) (2015) (2016-17) (2017) (2018-19) (2018) (2019) (2019) (2021) (2022, also 57) (2022, also 41) (2022) (2022, also 5, 4) (2022) (2021)	Guevara, Orlando Kendrick, Kyle Taubenheim, Ty Schneider, Brian Happ, J.A. Chapman, Chance Edell, Ryan Valdes, Raul Barnes, Jeremy Sanches, Brian Diekman, Jake Luna, Hector Stutes, Mike Robles, Mauricio Garcia, Luis De Fratus, Justin Neris, Hector Knigge, Tyler Hill, Nick Joseph, Tommy Milner, Hoby Roibal, Reinier Hinojosa, Daliel Perez, Wander Leiter, Mark Jr. Velasquez, Vince Marrero, Christian Meneses, Joey Martin, Josh Pirela, Jose Parkinson, David Crouse, Hans Morales, Francisco Warren, Zach Maggi, Drew Segura, Jean Hall, Darick	(2008; also 33) (2009) (2010; also 45) (2010) (2010; also 33) (2011; also 21) (2011) (2012; also 15, 16, 17) (2012) (2012; also 22) (2012; also 21, 23) (2012; also 7, 8) (2013; also 11, 33) (2013) (2014; 21, 27, 43, 57) (2014; also 16, 30, 31) (2014-15; 3, 16, 19, 21) (2015; also 15, 23) (2015; also 27) (2015, also 16, 22) (2016; also 37, 47, 57) (2016; also 13) (2016; also 4, 12, 30) (2017) (2017; also 13) (2017) (2017) (2018) (2019) (2019) (2021) (2022, also 57) (2022, also 41) (2022) (2022, also 5, 4) (2022) (2023, also 11)
Tracy, Andy Bass, Brian Spidale, Michael	- 28 - (2008-10) (2011) (2012; also 10)				

ALL-TIME OPENING DAY LINEUPS

- 2008 - 4/3 at SWB: SWB 4, LHV 0	- 2009 - 4/9 vs. SWB: SWB 11, LHV 3	- 2010 - 4/8 at SYR: SYR 8, LHV 7	- 2011 - 4/7 vs. SWB: LHV 7, SWB 2	- 2012 - 4/5 vs. SWB: LHV 3, SWB 0
Watson, Brandon cf Smith, Casey 2b Snelling, Chris dh Pascucci, Valentinof Cervenak, Mike 1b Jaramillo, Jason c King, Brennan 3b Bohn, T.J. lf Woodward, Chris ss	Thompson, Rich cf Donald, Jason ss Cervenak, Mike dh Tracy, Andy 1b Mayberry, John Jr. rf Marson, Lou c Ozuna, Pablo 2b Furmaniak, J.J. 3b Ellison, Jason lf	Duffy, Chris lf Valdez, Wilson 2b Mayberry, John Jr. rf Tracy, Andy 1b Ransom, Cody 3b Wise, Dewayne cf Hoover, Paul c Bocock, Brian ss Mazone, Brian p	Thompson, Rich cf Frandsen, Kevin ss Sullivan, Cory lf Young, Delwyn rf Belliard, Ronnie 3b Larish, Jeff 1b Moss, Brandon c Kratz, Erik dh Barfield, Josh 2b Worley, Vance p	Thompson, Rich cf Thurston, Joe dh Frandsen, Kevin 2b Luna, Hector 3b Brown, Domico lf Overbeck, Cody 1b Kratz, Erik c Mitchell, Derrick rf Blanco, Andres ss Cloyd, Tyler p
Happ, J.A. p	Kendrick, Kyle p			
- 2013 - 4/4 vs. SYR: SYR 11, LHV 2	- 2014 - 4/3 at PAW: LHV 4, PAW 0	- 2015 - 4/9 vs PAW: PAW 4, LHV 0	- 2016 - 4/8 at SYR: SYR 5, LHV 1	- 2017 - 4/7 vs PAW: PAW 14, LHV 7
Gillies, Tyson cf Hernandez, Cesar 2b Asche, Cody 3b Ruf, Darin lf Joseph, Tommy c Castro, Leandro rf Overbeck, Cody 1b Orr, Pete ss Cloyd, Tyler p	Thomas, Clete cf Cedeno, Ronny ss Franco, Maikel 3b Murphy, Jim 1b Brignac, Reid 2b Rupp, Cameron c Susdorf, Steve dh Castro, Leandro rf Henson, Tyler lf Buchanan, David p	Henson, Tyler rf Phelps, Cord 2b Franco, Maikel 3b Nelson, Chris dh Danks, Jordan lf Joseph, Tommy c Bogusevic, Brian cf McGuinness, Chris 1b Duran, Edgar ss Rodriguez, Joely p	Lough, David cf Williams, Nick lf Knapp, Andrew c Stassi, Brock 1b Venable, Will rf Featherston, Taylor 2b Nina, Angelys 3b Jackson, Ryan ss Thompson, Jake p	Quinn, Roman cf Crawford, J.P. ss Alfaro, Jorge c Cozens, Dylan rf Hoskins, Rhys 1b Williams, Nick lf Perkins, Cam dh Gomez, Hector 3b Valentin, Jesmuel 2b Thompson, Jake p
- 2018 - 4/7 @ PAW: LHV 3, PAW 1	- 2019 - 4/4 vs. ROC: LHV 4, ROC 2	- 2021 - 5/4 vs. ROC: LHV 6, ROC 5	- 2022 - 4/5 vs. COL: LHV 7, COL 3	- 2023 - 3/31 @ ROC: LHV 8, ROC 7
Quinn, Roman cf Ortiz, Danny dh Cozens, Dylan rf Walding, Mitch 3b Valentin, Jesmuel 2b Pullin, Andrew lf McBride, Matt 1b Moore, Logan c Amartista, Alexi ss	Gosselin, Phil 2b Hernandez, Jan rf Cozens, Dylan lf Romine, Andrew dh Walding, Mitch 3b Rodriguez, Sean 1b Grullon, Deivy c Robinson, Shane cf Canelo, Malquin ss	Segura, Jean 2b Torreyes, Ronald ss Moniak, Mickey cf Listi, Austin 3b Hall, Darick 1b Marchan, Rafael c Jankowski, Travis rf Williams, Luke lf Medina, Adonis p	Guthrie, Dalton cf Toffey, Will 3b Sands, Donny c Hall, Darick 1b Bonifacio, Jorge lf Williams, Justin dh Andreoli, John rf Maggi, Drew ss Castillo, Ali 2b	Muzziotti, Simon lf Kingery, Scott cf Clemens, Kody 3b Wilson, Weston ss Machin, Vimal dh Ortiz, Jhailyn rf Hicks, John 1b Quiroz, Esteban 2b Garcia, Aramis c
Eflin, Zach p	Irvin, Cole p		Marvel, James p	Plassmeyer, Michael p
- 2024 - 3/29 vs. WOR: LHV 7, WOR 4				
Clemens, Kody dh Wilson, Weston ss Hall, Darick 1b Garcia, Aramis c Dahl, David lf Castro, Rodolfo 3b Luplow, Jordan rf Stevenson, Cal cf Kingery, Scott 2b				
Phillips, Tyler p				



Opening Day 2019 at Coca-Cola Park

TEAM RECORDS

TEAM RECORDS, GENERAL (2008-PRESENT)

STREAKS

Longest Winning Streak.....	12 (5/17/17-5/17/17)
Longest Winning Streak (inc. postseason).....	12 (5/7/17-5/17/17)
Longest Home Winning Streak.....	10 (5/4/17-5/24/17)
Longest Road Winning Streak.....	6 (3x, Last: 4/20/14-5/4/14)
Longest Losing Streak.....	11 (4/3/08-4/13/08)
Longest Home Losing Streak.....	11 (7/26/10-8/10/10)
Longest Road Losing Streak.....	14(4/3/08-4/24/08)

HOMESTANDS/ROAD TRIPS (min. 5 Games)

Best Homestand.....	7-0 (5/8/17-5/14/07, ROC/BUF)
Best Road Trip.....	7-1 (6/15/09, 6/22/09, DUR/NOR)
Worst Homestand.....	1-6 (8/5/10-8/11/10 (GWN, BUF, PAW)
Worst Road Trip.....	0-8 (4/3/08-4/10/08, SWB/PAW)

TEAM RECORDS, SINGLE-GAME (2008-PRESENT)

BATTING (LHV)

Most Runs.....	20 (4/13/19 @ ROC)
Most Runs (Inning).....	10 (7/26/23 vs. SYR)
Most Hits.....	23 (8/10/23 @ ROC)
Most Hits (Inning).....	8 (7/1/08 @ ROC)
Most Consecutive Hits (Inning).....	8 (4x; Last: 5/20/22 @ ROC)
Most 2B.....	8 (4x; Last: 5/20/22 @ ROC)
Most 3B.....	3 (3x; Last: 4/11/19 @ ROC)
Most HR.....	9 (4/13/19 @ ROC)
Most Consecutive HR.....	3, 8/16/19 vs. IND (3rd: Grullon, Romine, Listi)
Most HR (Inning), LHV.....	3 (Many, Last: 6/1/24 @ COL)
Most Batters (Inning).....	13 (2x, Last: 4/17/22 @ WOR)
Fewest Hits.....	0 (7/6/11 @ ROC, 9 innings)
Most Cons. Plate App. w/o Hit.....	36 (8/1/08 - 8/2/08 (8/1 @ NOR, 8/2 vs. ROC)
(Single Game).....	27 (7/6/11 @ ROC)
Most Cons. LHV Batters retired.....	21 (6/22/14 vs. COL)
Most Left On Base.....	18 (7/5/19 vs. PAW)
Most K (Batters).....	23 (7/3/15 vs. ROC)
Most BB (Batters).....	13 (5/4/23 vs. SYR)
Most SB.....	6 (7/2/24 vs. SWB)

BATTING (OPPONENT)

Most Runs.....	28 (4/9/24 vs. DUR)
Most Runs (Inning).....	14 (5/7/24 vs. SYR, 7th)
Most Hits.....	26 (4/9/24 vs. DUR)
Most Hits (Inning).....	10 (4/9/24 vs. DUR, 9th)
Most Consecutive Hits (Inning).....	8 (4/9/24 vs. DUR, 9th)
Most 2B.....	8 (4x, Last: 4/9/24 vs. DUR)
Most 3B.....	3 (6/1/13 vs. GWN)
Most HR.....	7 (4/9/24 vs. DUR)
Most Consecutive HR.....	3 (8/26/23g1 @ SWB)
Most HR (Inning).....	4 (6/27/21 vs. SWB)
Most Batters (Inning).....	19 (6/7/24 vs. SYR, 7th)
Fewest Hits.....	1 (7x, Last: 5/6/23g2 @ SYR)
Most Cons. Plate App. w/o Hit.....	32 (7/3/15 vs. ROC)
(Single Game).....	32 (7/3/15 vs. ROC)
Most Cons. LHV Batters retired.....	29 (7/3/15 vs. ROC)
Most Left On Base.....	19 (5/19/16 vs. TOL)
Most K (Batters).....	18 (2x, Last: 6/11/11 vs. LOU)
Most BB (Batters).....	14 (5/25/23 vs. BUF)
Most SB.....	6 (2x, Last: 7/13/18 vs. BUF)

TEAM RECORDS

TEAM RECORDS, SINGLE-GAME (2008-PRESENT), CONT.

FIELDING (LHV)

Most DP Turned, LHV.....	5	4x; Last: 8/23/23g1 @ SWB
Most OF Assists, LHV.....	4	3x; 4/9/15 vs. PAW; 4/5/13 vs. SYR; 6/23/19 @ COL 8/17/08 vs. SWB (Bohn, 3; Thompson, 1)

FIELDING (OPPONENT)

Most DP Turned, OPP.....	5	4x; Last: 4/17/24 @ SWB
Most Errors, OPP.....	6	7/5/14 @ ROC

PITCHING (LHV)

Most K, LHV.....	18	2x; Last: 6/11/11 vs. LOU
Most BB, LHV.....	14	5/25/23 vs. BUF
Most Cons. Batters retired, LHV.....	29	7/3/15 vs. ROC
Longest Scoreless IP Streak, LHV.....	38.0	5/15/12-5/19/12 (vs. IND, vs. LOU)

PITCHING (OPPONENT)

Most K, OPP.....	23	7/3/15 vs. ROC
Most BB, OPP.....	13	5/4/23 @ SYR
Most Cons. LHV Batters retired, OPP.....	21	6/22/14 vs. COL
Longest Scoreless IP Streak, OPP.....	24	2x: 8/13/17-8/17/17 (vs. CHA, @ NOR); 7/6/12-7/8/12 (@ SWB, @ ROC)

COMBINED TOTALS

Most Runs.....	38	2x, Last: 4/9/24 vs. DUR (DUR 28, LHV 10)
Most Runs (Inning).....	14	5/7/24 vs. SYR (SYR 14, LHV 0)
Fewest Runs.....	1	Multiple

Most Hits.....	43	4/13/19 @ ROC (ROC 22, LHV 21)
Most Hits (Inning).....	13	2x, Last: 4/9/24 vs. DUR (DUR 10, LHV 3)
Fewest Hits.....	4	3x, Last: 5/21/22 vs. ROC (LHV 2, ROC 2)

Most 2B.....	12	8/7/10 vs. GWN (LHV 7, GWN 5)
Most 3B.....	4	3x; Last: 6/1/13 vs. GWN (GWN 3, LHV 1)
Most HR.....	15	4/13/19 @ ROC (LHV 9, ROC 6)
Most HR (Inning).....	4	6/10/10 vs. TOL-G1 (1st); (LHV 1, TOL 3)
Most SB.....	10	2x; 6/22/11 vs. IND (LHV 5, IND 5); 5/3/09 vs. TOL
Most BB.....	23	7/26/23 vs. SYR (LHV 12, SYR 11)
Most K.....	34	7/3/15 vs. ROC (Thrown: LHV 11, ROC 23)
Most DP.....	7	2x; Last: 6/21/16 @ NOR (Turned: LHV 5, NOR 2)
Most Left on Base.....	30	5/19/16 vs. TOL (Stranded: LHV 11, TOL 19)
Most E.....	8	7/5/14 @ ROC (LHV 2, ROC 6)

GAME LENGTH

Longest Game (Innings).....	16	4x; Last: 7/3/15 vs. PAW
Longest Game-Time (9 innings).....	3:52	8/28/14 vs. PAW
Longest Game-Time.....	5:27	7/5/14 @ ROC

Shortest Game.....	1:33	8/4/17 @ BUF (5)
Shortest Game (9 innings).....	1:56	5/9/16 @ COL

LEADS

Largest Margin of Victory.....	15	2x, Last: 5/19/21 @ SYR (16-1)
Largest Margin of Defeat.....	18	2x, Last: 4/9/24 vs. DUR (28-10)
Biggest Comeback Win.....	8	7/14/19 vs. PAW (10-2)
Biggest Blown Lead.....	8	3x: 6/11/23 @ SYR (led 8-0 after 3.0) 5/28/12 @ GWN (led 8-0 after 5.5 inn.) 5/5/14 @ CHA (led 8-0 after 4.5 inn.)

TEAM RECORDS

TEAM SINGLE-SEASON BATTING RECORDS

Highest Batting Average.....	.270 (2019)
Most At-Bats.....	4976 (2015)
Most Runs.....	857 (2023)
Most Hits.....	1285 (2023)
Most Total Bases.....	2246 (2023)
Most Doubles.....	275 (2022)
Most Triples.....	36 (2013)
Most Home Runs.....	213 (2023)
Most RBI.....	817 (2023)
Most Walks.....	697 (2023)
Most Intentional Walks.....	24 (2012)
Most Strikeouts.....	1325 (2024)
Most Stolen Bases.....	180 (2023)
Most Caught Stealing.....	56 (2013)
Highest On-Base Percentage...	.360 (2023)
Highest Slugging Percentage...	.462 (2023)
Highest OPS.....	.822 (2023)
Most Sacrifice Bunts.....	57 (2014)
Most Sacrifice Flies.....	57 (2023)
Most Hit By Pitches.....	80 (2011)
Most GDP.....	123 (2008)
Most Left On Base.....	1090 (2023)

TEAM SINGLE-SEASON PITCHING RECORDS

Lowest ERA.....	3.12 (2016)
Most Complete Games.....	5 (3x, Last 2017)
Most Shutouts.....	18 (2016)
Most Holds.....	91 (2022)
Most Saves.....	47 (2011)
Most Save Opportunities.....	67 (2x, Last: 2023)
Most Blown Saves.....	36 (2023)
Most Innings Pitched.....	1291.0 (2023)
Most Hits.....	1349 (2015)
Most Runs Allowed.....	798 (2024)
Most Earned Runs Allowed.....	714 (2x, Last: 2024)
Fewest Runs Allowed.....	494 (2016)
Fewest Earned Runs Allowed.....	438 (2016)
Most Hit Batters.....	100 (2022)
Most Walks.....	734 (2023)
Most Intentional Walks.....	27 (2x, Last 2019)
Most Strikeouts.....	1261 (2022)
Most Wild Pitches.....	100 (2022)
Most Balks.....	16 (2x, Last 2022)
Lowest WHIP.....	1.15 (2016)
Lowest OPP Batting Average.....	.234 (2016)
Most GDP.....	127 (2011)

TEAM SINGLE-SEASON FIELDING RECORDS

Highest Fielding Percentage....	.985 (2018)
Lowest Fielding Percentage....	.976 (2024)
Most Total Chances.....	5430 (2015)
Fewest Total Chances.....	4369 (2021)
Most Put Outs.....	3873 (2015)
Fewest Put Outs.....	3248 (2021)
Most Assists.....	1484 (2011)
Fewest Assists.....	1049 (2021)
Most Errors.....	126 (2024)
Fewest Errors.....	72 (2021)
Most Double Plays.....	151 (2019)

TEAM SINGLE-SEASON GENERAL RECORDS

Most Wins.....	85 (2016)
Fewest Wins.....	53 (2021)
Most Losses.....	89 (2008)
Fewest Losses.....	56 (2018)
Most Games.....	148 (2018)
Most Players Used.....	94 (2021)
Fewest Players Used.....	48 (2008)

INDIVIDUAL RECORDS

INDIVIDUAL SINGLE-GAME BATTING RECORDS

At-Bats	8	5x: Last: Tyler Henson (7/3/15 vs. ROC)
Hits	5	6x: Last: Darick Hall (8/10/23 @ ROC)
Total Bases.....	14	Kody Clemens (8/10/23 @ ROC)
Total Bases (9 inn).....	14	Kody Clemens (8/10/23 @ ROC)
2B	3	12x: Last: Nick Maton (5/20/22 @ ROC)
3B	2	7x: Last: Will Toffey (4/20/22 vs. ROC)
HR.....	3	2x: Last: Kody Clemens (8/10/23 @ ROC)
RBI	7	3x: Last: Tyler Henson (5/4/14 @ GWN)
Runs.....	4	15x: Last: Kody Clemens (8/10/23 @ ROC)
SB	5	Cal Stevenson (7/2/24 vs. SWB)
BB	4	8x: Last: Cal Stevenson (9/20/23 vs. WOR)
K	5	4x: Last: Matt Kroon (5/18/24 @ NOR)
HBP	3	Jason Jaramillo (6/7/08 vs. ROC)

INDIVIDUAL SINGLE-GAME PITCHING RECORDS

IP (Start).....	9.0	8x: Last: Tom Eshelman (5/31/17 @ IND)
IP (Relief).....	7.1	Cole Irvin (8/17/18 vs IND)
Hits	15	Travis Blackley (8/7/08 @ ROC)
Runs.....	12	Ranger Suarez (4/13/19 @ ROC)
Earned Runs	10	4x: Last: Cole Irvin (7/4/19 vs. PAW)
HR Allowed.....	5	Mick Abel (6/16/24 @ SYR)
BB (Start).....	8	2x: Drew Anderson (5/18/19 @ CHA)
BB (Relief).....	5	4x: Last: Louis Head (5/25/23 vs. BUF)
K (Start).....	17	Les Walrond (7/6/08 vs. LOU)
K (Relief).....	8	Mark Leiter Jr. (4/12/17 @ SWB)

INDIVIDUAL SINGLE-GAME FIELDING RECORDS

Outfield Assists.....	3	T.J. Bohn (8/17/08 vs. SWB)
Errors.....	3	3x: Last: Taylor Featherston (5/11/16 @ COL)

TOP TEN ALL-TIME HITTING STREAKS

GAMES	BATTER	DATES	STATS
24\$	Nick Williams	6/25/17-7/5/19	.406-5-16 (39-96, 11 2B, 2 3B, 9 BB, 15 R)
23	Scott Kingery	8/2/17-8/25/17	.320-3-5 (32-100, 6 2B, 2 3B, 5 BB, 19 R)
22	Dean Anna	7/6/18-8/4/18	.407-0-9 (35-104, 5 2B, 1 3B, 10 BB, 19 R)
21*	Domonic Brown	7/21/10-8/1/11	.364-3-15 (3 2B, 3B, 13 R)
	Jake Cave	5/4/23-5/28/23	.437/.524/.862 (31-87, 16 2B, 7HR, 22RBI, 31R)
18	Cody Overbeck	7/23/13-8/9/13	.371-4-14 (26-70, 6 2B, 10 R)
	Mike Cervenak	5/19/08-6/3/08	.423-2-13 (30-71, 8 2B, 16 R)
16	Scott Kingery	7/14/17-7/30/17	.314-1-7 (22-70, 2 2B, 3B, 2 BB, 8 R, 4 SB)
	Darin Ruf	8/15/16-8/30/16	.397-5-15 (25-63, 4 2B, 12 R)
15	Cam Perkins	4/12/16-5/3/16	.407-1-6 (22-54, 3 2B, 2 3B, 11 R)
	Joey Meneses	7/4/18- 7/24/18	.355-2-12 (22-62; 3 2B, 8 BB, 9 R)

* Streak separated by an offseason, a rehab and two promotions to PHI. Hit in 7 straight IL games to end 2010; 14 straight to start '11.

\$ Streak separated by two offseasons, a promotion to PHI in 2018. Hit in 5 straight IL games to end 2017; 19 straight to start '19.

TOP TEN ALL-TIME SCORELESS INNINGS STREAKS

IP	PITCHER	DATES	STATS
32.2	Brandon Leibardt	9/3/17-5/26/18	2-0 in 10+ G, 3+ GS (18 h, 4 bb, 16 k)
27.0	Les Walrond	7/11/08-7/29/08	2+ G, 4 GS, 1-0; snapped on u/e R w/ 2 outs
22.0	Pat Venditte	4/7/17-5/19/17	4-0, 3 HLD in 14 G (5 h, 13 bb, 22 k)
22.0	Jake Thompson	7/1/16-7/20/16	3-0 in 3+ GS (10 h, 7 bb, 16 k)
22.0	Scott Elarton	5/1/12-5/16/12	1+ G, 3 GS, 4-0; snapped w/ 0 outs
21.2	Raul Valdes	5/7/12-5/29/13	9 G, 3 GS, 0-0; snapped on HR w/ 0 outs
21.0	Cesar Jimenez	4/28/14-6/21/14	18 G, 1-0, 3 SV; snapped on 2B w/ 2 outs
21.0	Dave Bush	5/17/12-5/28/12	1+ G, 2 GS, 2-0; snapped w/ 0 outs
20.2	Ricardo Pinto	5/24/17- Present	2-0, SV; 11 G (10 h, 2 bb, 21 k; IR-13, IRS-0)
20.1	Enyel De Los Santos	4/21/18-5/16/18	3+ GS, 3-0; (10 h, 8 bb, 18 k)

INDIVIDUAL RECORDS

INDIVIDUAL SINGLE-SEASON BATTING RECORDS

Highest Average (must qualify)316	Ali Castillo (2019)
Most Games	135	Dylan Cozens (2017)
Most At Bats	521	Maikel Franco (2014)
Most Hits	158	Brandon Watson (2008)
Most Doubles	36	Mike Cervenak (2009)
Most Triples	9	Cesar Hernandez (2013)
Most Home Runs	31	Weston Wilson (2023)
Most RBI	96	Andy Tracy (2009)
Most Runs	90	Weston Wilson (2023)
Most Cons. Games w/ Run Scored	9	Ruben Cardenas (6/16/24-6/26/24)
Most Walks	79	J.P. Crawford (2017)
Most Intentional Walks	8	Andy Tracy (2008)
Most Hit By Pitches	18	Dean Anna (2018)
Most Stolen Bases	48	Rich Thompson (2011)
Most Consecutive SB's	23	Scott Kingery (2023)
Most Caught Stealing	12	Simon Muzziotti (2023)
Most Grand Slams	3	Andy Tracy (2010)
Most Extra-Base Hits	57	Rhys Hoskins (2017)
Highest Slugging Percentage581	Rhys Hoskins (2017)
Highest On-Base Percentage390	Mitch Walding (2018)
Longest Hitting Streak, Season	23	Scott Kingery (8/2/17-8/25/17)
Most Cons. Games w/ HR	4	4x; Weston Wilson (5/31-6/18/24) Cameron Rupp (4/3-4/8/14), Collin Cowgill (7/3-7/13/18), Joey Meneses (5/16-5/19/18)
Most Cons. ABs w/ HR	3	Reid Brignac (5/7-5/8/14 @ CHA)
Most Cons. Games w/ RBI	9	Deivy Grullon (4/20/19-5/3/19)
Most Cons. Hits	7	Pedro Florimon (7/1/17-7/2/17)
Most Cons. Multi-Hit Games	7	Kevin Frandsen (5/8/11-7/17/11)
Most Strikeouts	194	Dylan Cozens (2017)
Most Sacrifice Hits	12	Mike Rouse (2008)
Most Sacrifice Flies	9	Josh Barfield (2011)
Most GDP	32	Joey Meneses (2018)
Most Total Bases	251	Joey Meneses (2018)
Consecutive Games On-Base	40	Buddy Kennedy (6/12/24-8/1/24)

INDIVIDUAL SINGLE-SEASON PITCHING RECORDS

Lowest ERA (must qualify)	2.23	Tom Eshelman (2017)
Most Wins	14	Cole Irvin (2018)
Most Consecutive Wins	8	3x; Jake Thompson (2016), Tyler Cloyd (2012), Cole Irvin (2018)
Most Consecutive Starts Won	7	Cole Irvin (2018)
Most Losses	14	Jake Thompson (2017)
Most Consecutive Losses	10	Scott Elarton (2012)
Most Games	63	Pedro Beato (2018)
Most Starts	28	3x; Brian Bass (2011), Brian Mazone (2008 & 2010)
Most Complete Games	3	Tom Eshelman (2017)
Most Shutouts	2	Les Walrond (2008)
Most Games Finished	56	Pedro Beato (2018)
Most Saves	35	Pedro Beato (2018)
Most Innings Pitched	167.1	David Buchanan (2016)
Most Hits	189	Tom Eshelman (2018)
Most Runs	105	Tom Eshelman (2018)
Most Earned Runs	91	Tom Eshelman (2018)
Most Walks	78	Mick Abel (2024)
Most Intentional Walks	5	Steve Green (2008)
Most Strikeouts	151	J.A. Happ (2008)
Most Hit Batsmen	12	Ramon Rosso (2019)
Most Wild Pitches	17	Kyle Dohy (2019)
Most Balks	6	Enyel De Los Santos (2018)
Most Holds	12	Cedrick Bowers (2009)
Most Home Runs Allowed	21	2x; Tyler Cloyd (2013), Tom Eshelman (2018)
Most Cons. App. w/o a run	18	Cesar Jimenez (2014)
Longest Scoreless IP Streak	29.2	Brandon Leibrandt (2018)
Most IP w/o allowing an ER	29.2	Brandon Leibrandt (2018)
Lowest Opposition BA196	Ben Lively (2016)
Highest IR Stranded %	100.0	Ricardo Pinto, 13/13 (2017)

FRANCHISE LASTS

IRONPIGS TEAM LASTS:

Hit Back-to-Back HR: 7/6/24 @ SWB (Haley/Kingery)
 Hit Five Home Runs, Game: 7/6/24 @ SWB
 Scored 10+ Runs, Game: 8/25/24 vs. ROC
 Recorded 10+ Hits, Game: 9/17/24 vs. WOR
 Shutout Opponent: 8/1/24 @ JAX (5-0)
 Won an Extra Inning Game: 6/6/24 vs. BUF (10 innings)
 Walk-Off Win: 9/22/24 vs. WOR (Hall GS)
 Swept a Doubleheader: 5/15/24 @ NOR (4-3, 5-3)
 Swept a 2-Game Series (Home): 8/30/16-8/31/16 vs. PAW
 Swept a 2-Game Series (Road): 3/31/23-4/1 @ ROC
 Swept a 3-Game Series (Home): 7/14/23-7/16 vs. CLT
 Swept a 3-Game Series (Road): 6/5/18-6/7/18 @ GWN
 Swept a 4-Game Series (Home): 9/1/17-9/4/17 vs. SWB
 Swept a 4-Game Series (Road): 5/1/14-5/4/14 @ GWN
 Swept a 6-Game Series (Home): 8/29/23-9/3 vs. SYR
 Swept Two Straight Series: 5/7/18-5/12/18 vs. PAW (3), vs. BUF (3)
 Turned a Triple Play: 5/16/12 vs. IND [E. Kratz (2)-A. Blanco (6)-K. Frandsen (4); 8th inn.]
 No-Hitter: Never
 No-Hitter vs. IronPigs: 7/6/11 @ ROC
 Back-to-Back Shutouts: 7/14/23-7/15/23 vs. CLT
 One Hitter: 5/6/23 @ SYR (7)

OPPONENTS TEAM LASTS:

Hit Back-to-Back HR: 8/31/23/4 vs. SYR (Pablo Reyes, Luke Ritter)
 Hit Four Home Runs, Game: 6/16/24 @ SYR
 Scored 10+ Runs, Game: 9/17/24 vs. WOR
 Recorded 10+ Hits, Game: 9/17/24 vs. WOR
 Shutout IronPigs: 7/5/23 @ SWB (14-0)
 Won an Extra Inning Game: 9/13/24 @ SWB (11 innings, 6-5)
 Had a Walk-Off Win: 9/13/24 @ SWB (Ben Rice bases loaded walk)
 Swept a Doubleheader: 8/26/23 @ SWB (7-4; 6-3)
 Swept a 2-Game Series (at CCP): 6/26/19-6/27/19 vs. ROC
 Swept a 2-Game Series (away from CCP): 9/1/15-9/2/15 @ PAW
 Swept a 3-Game Series (at CCP): 6/14/19-6/16/19 vs. COL
 Swept a 3-Game Series (away from CCP): 7/19/19 - 7/21/19 @ NOR
 Swept a 4-Game Series (at CCP): 7/20-7/23/12 vs. COL
 Swept a 4-Game Series (away from CCP): 4/16/15-4/19/15 @ BUF
 Swept a 5-Game Series (at CCP): 9/29/23-10/3 vs. WOR
 Swept Two Straight Series: 7/23-7/28/14 vs. PAW (2), BUF (4)

IRONPIGS INDIVIDUAL LASTS:

Hit Walk-Off Home Run: Darick Hall (GS), 9/22/24 vs. WOR
 Hit a Grand Slam: Darick Hall, 9/22/24 vs. WOR
 Hit Two Home Runs, Game: Kody Clemens, 8/30/24 vs. SYR
 Two Hits, Inning: Aramis Garcia, 3rd Inning, 7/26/23 vs. SYR (2B, HR)
 Hit Inside-The-Park-Home Run: Jim Haley, 5/11/23 vs. MEM
 Position Player to Pitch: Diego Gonzalez, 8/29/24 vs. SYR
 Struck Out 10+ Batters: Michael Plassmeyer (11), 8/3/22 vs. SYR
 Threw a Shutout: Nick Nelson (4), Michael Rucker (1), Tyler Gilbert (2), 8/1/24 @ JAX
 Threw a 9-inning Shutout: 7/15/23 vs. CLT, Drew Hutchison (5), Noah Skirrow (4)
 Hit for the Cycle: David Dahl, 5/15/24g1 @ NOR
 Six Hit Game: Never
 Five Hits, Game: Darick Hall, 8/10/23 @ ROC
 Three Doubles: Nick Maton, 5/20/22 @ ROC
 Four XBH: Kody Clemens, 8/10/23 @ ROC (3 HR, 1 2B)
 Two Triples: Will Toffey, 4/20/22 vs. ROC
 Two HBP: Otto Kemp, 8/27/24 vs. SYR
 Three HBP: Jason Jaramillo, 6/7/08 vs. ROC
 Four Walks: Cal Stevenson, 9/20/23 vs. WOR
 Five Strikeouts (Hitting): Matt Kroon, 5/18/24 @ NOR
 Four Strikeouts (Hitting): Aramis Garcia, 8/20/24 vs. ROC
 Four Runs Scored: Kody Clemens 8/10/23 @ ROC
 Seven RBI: Tyler Henson 5/4/14 @ GWN
 Six RBI: Ruben Cardenas, 6/8/24 vs. BUF
 Three Stolen Bases: Cal Stevenson (5), 7/2/24 vs. SWB
 20HR-20SB Season: Scott Kingery, 2024
 30HR-30SB Season: Weston Wilson, 2023

OPPONENTS INDIVIDUAL LASTS:

Hit Walk-Off Home Run: 5/19/24 @ NOR (Heston Kjerstad)
 Hit a Grand Slam: 8/19/24 vs. SYR (Logan Porter)
 Hit Two Home Runs, Game: Ben Rice, 9/14/24 @ SWB
 Two Hits, Inning: Carter Kieboom, 5/22/2024 vs. ROC
 Hit Inside-The-Park-Home Run: Robert Refsnyder, 6/28/14 vs. SWB (off Barry Enright)
 Struck Out 10+ Batters: Joey Wentz, Will Warren, 11, 7/6/2024 @ SWB
 Threw a 9-Inning Shutout: Kyel Hart, 5/30/19 @ PAW
 Threw a Shutout: Tyler Eppler (7IP), 6/9/21 vs. ROC

LHV ALL-TIME

LARGEST COMEBACKS

1. 8 7/4/19 vs. PAW
Trailed 10-2 in B5
Won 12-10
2. 7 7/13/18 vs. BUF
Trailed 10-3 in B6
Won 14-13
- 7 7/19/10 @ IND
Trailed 8-1 in T4;
Won 10-8
- 7 7/8/15 vs. PAW
Trailed 8-1 in B5;
Won 9-8
5. 6 7/30/14 @ ROC
Trailed 6-0 in T9
Won 8-6
- 6 6/30/15 vs. SWB
Trailed 7-1 in B3
Won 12-8
- 6 8/1/23 vs. BUF

MISCELLANEOUS RECORDS

ALL-TIME IRONPIGS INTERNATIONAL LEAGUE LEADERS

HOMERUNS
2018 - Joey Meneses (23)

RBI's
2018 - Joey Meneses (82)

HITS
2018 - Joey Meneses (153)

RUNS
2011 - Rich Thompson (81)

TRIPLES
2013 - Cesar Hernandez (9)

STOLEN BASES
2011 - Rich Thompson (48)

TOTAL BASES
2018 - Joey Meneses (251)

SLUGING PCT.
2016 - Darin Ruf (.529)
2017 - Rhys Hoskins (.581)
2018 - Joey Meneses (.510)

ON-BASE PCT.
2017 - Rhys Hoskins (.385)

OPS PCT.
2017 - Rhys Hoskins (.966)

BASE ON BALLS
2009 - Andy Tracy (74)
2017 - J.P. Crawford (74)
2018 - Mitch Walding (73)

STRIKEOUTS
2017 - Dylan Cozens (194)

WINS
2016 - Ben Lively, Jake Thompson (11)
2018 - Cole Irvin (14)

LOSSES
2017 - Jake Thompson (14)
2018 - Tom Eshelman (13)

GAMES STARTED
2008 - Brian Mazone (28)
2010 - Brian Mazone (28)
2011 - Brian Bass (28)

SAVES
2014 - Luis Garcia (22)
2016 - Edward Mujica (26)
2017 - Pedro Beato (33)
2018 - Pedro Beato (35)

WINNING PCT.
2012 - Tyler Cloyd (.923)
2016 - Ben Lively, Jake Thompson (.688)
2018 - Cole Irvin (.778)

ERA
2012 - Tyler Cloyd (2.35)
2016 - Jake Thompson (2.50)
2018 - Cole Irvin (2.57)

INNINGS PITCHED
2010 - Brian Mazone (165.0)

WHIP (WALKS+HITS/INNINGS PITCHED)
2012 - Tyler Cloyd (1.01)
2016 - Ben Lively (0.93)
2017 - Tom Eshelman (0.94)
2018 - Cole Irvin (1.05)

GAMES FINISHED
2017 - Pedro Beato (48)
2018 - Pedro Beato (56)

BEST & WORST HOMESTANDS ALL-TIME (MIN. 5 G)

DATES	W-L	PCT.	OPPONENT(S)	DATE	W-L	PCT.	OPPONENT(S)
5/8-5/14/17	7-0	1.000	ROC, BUF	7/21-7/24/14	0-5	.000	BUF, PAW
8/29/23-9/3/23	6-0	1.000	SYR				
5/23-5/29/17	6-1	.857	IND, LOU	8/5-8/11/10	1-6	.143	GWN, BUF, PAW
5/18-5/26/13	7-1	.855	ROC, NOR	4/18-4/21/11	1-4	.200	SWB
8/31-9/7/09	7-2	.778	PAW, SYR, BUF	5/16-5/24/09	2-6	.250	GWN, DUR
6/8-6/16/13	6-2	.750	CHA, SWB	6/3-6/10/14	2-6	.250	LOU, IND
5/30-6/6/11	6-2	.750	GWN, CHA	8/7-8/13/17	2-5	.286	NOR, CHA
5/9-5/16/08	6-2	.750	COL, NOR				

BEST & WORST ROAD TRIPS ALL-TIME (MIN. 5 G)

DATES	W-L	PCT.	OPPONENT(S)	DATES	W-L	PCT.	OPPONENT(S)
6/15-6/22/09	7-1	.875	DUR, NOR	4/3-4/10/08	0-8	.000	SWB, PAW
5/15-5/21/17	6-1	.857	ROC, SYR	7/4-7/7/13	0-5	.000	SYR, SWB
6/20-6/26/16	6-1	.857	NOR, DUR	8/22-8/27/23	1-6	.143	SWB
7/18-7/24/16	6-1	.857	IND, LOU	4/19-4/25/08	1-6	.143	SYR, ROC
7/18-7/23/23	5-1	.723	TOL	8/18-8/23/08	1-5	.167	BUF, SWB
6/18-6/23/24	5-1	.723	NOR	7/25-7/30/14	1-5	.167	BUF, ROC
4/14-4/17/11	4-1	.800	ROC, SYR	8/15-8/20/17	1-5	.167	NOR, CHA
				4/11-4/16/23	1-5	.167	DUR

MISCELLANEOUS RECORDS

ALL-TIME SHUTOUTS

2008 (6/6)			SCR	H	SHO	2012 (12/46)			SCR	H	SHO	2015 (10/77)			SCR	H	SHO
1	5/13 vs. NOR (9)	7-0	7			2012 (12/46)						1	5/30 @ CHA (9)	1-0	4		
2	6/11 vs. BUF (7)	3-0	3	Mazone		1	4/5 vs. SWB (9)	3-0	1			2	6/4 vs. IND (9)	8-0	4		
3	6/23 @ DUR (9)	7-0	5			2	4/9 @ PAW (9)	1-0	6			3	6/12 @ NOR (14)	1-0	10		
4	7/3 vs. SWB (9)	2-0	2			3	5/15 vs. IND (9)	4-0	3			4	6/14 @ NOR (9)	2-0	8		
5	7/6 vs. LOU (9)	2-0	5	Walrond		4	5/16 vs. IND (9)	1-0	8			5	6/18 vs. BUF (9)	3-0	9		
6	7/24 vs. DUR (7)	2-0	4	Walrond		5	5/17 vs. IND (9)	1-0	5			6	7/12 @ PAW (9)	4-0	4		
2009 (10/16)			SCR	H	SHO	6	5/18 vs. IND (9)	3-0	6			7	7/17 @ ROC (9)	1-0	4		
1	4/28 @ SWB (9)	6-0	7			7	5/22 vs. LOU (9)	2-0	5	Bush		8	8/8 @ COL (9)	12-0	4		
2	5/5 vs. BUF (7)	3-0	3	Lehr		8	7/27 vs. NOR (7)	3-0	4	Cloyd		9	8/9 @ COL (9)	9-0	7		
3	6/5 @ IND (9)	3-0	5			9	8/10 vs. SYR (9)	6-0	3			10	8/22 @ PAW (9)	2-0	6		
4	6/17 @ DUR (11)	4-0	8			10	8/21 vs. TOL (7)	1-0	3	Pettibone		2016 (18/95)			SCR	H	SHO
5	6/27 vs. NOR (9)	5-0	6			11	8/22 @ ROC (9)	1-0	4			1	4/12 @ ROC (7)	4-0	5		
6	7/5 @ SYR (9)	2-0	7			12	9/2 vs. BUF (9)	6-0	3			2	4/17 vs. ROC	3-0	2		
7	7/8 vs. PAW (9)	12-0	3			2013 (12/58)			SCR	H	SHO	3	4/27 @ SWB	2-0	4		
8	8/7 @ SWB (9)	4-0	7			1	4/13 @ SYR (9)	6-0	4			4	5/15 @ TOL	5-0	4		
9	8/22 @ PAW (11)	3-0	3			2	5/24 vs. NOR (9)	4-0	8			5	5/18 vs. SYR	3-0	4		
10	9/7 vs. BUF (9)	3-0	8			3	5/31 vs. GWN (9)	2-0	6			6	5/22 vs. TOL (7)	3-0	1		
2010 (6/22)			SCR	H	SHO	4	6/4 @ BUF (9)	4-0	8			7	6/6 @ CHA (6)	3-0	2	Lively	
1	4/13 @ PAW (9)	12-0	8			5	6/7 @ BUF (7)	4-0	3			8	6/10 vs. GWN	4-0	6		
2	6/7 vs. CHA (9)	1-0	3			6	6/18 @ TOL (9)	3-0	7			9	7/6 vs. ROC	2-0	4		
3	6/8 vs. TOL (9)	3-0	5			7	6/20 @ TOL (9)	3-0	5			10	7/15 vs. BUF	10-0	3		
4	6/17 vs. SWB (9)	2-0	3			8	6/30 vs. TOL (9)	5-0	3			11	7/18 @ IND	4-0	4		
5	8/23 vs. ROC (6)	7-0	6	Taubenheim		9	7/1 vs. TOL (9)	7-0	4			12	7/20 @ IND	2-0	7		
6	8/31 vs. SWB (9)	6-0	4			10	7/3 vs. SYR (9)	2-0	5			13	7/30 @ ROC	3-0	4		
2011 (12/34)			SCR	H	SHO	11	7/27 @ PAW (9)	10-0	5			14	8/14 vs. IND	1-0	3		
1	4/29 vs. PAW (9)	3-0	3			12	8/25 @ BUF (9)	7-0	7			15	8/16 vs. PAW	1-0	10		
2	5/9 @ TOL (9)	1-0	4			2014 (9/67)			SCR	H	SHO	16	8/23 vs. SWB	8-0	6		
3	6/1 @ GWN (9)	8-0	2			1	4/3 @ PAW (9)	4-0	2			17	8/31 vs. PAW	2-0	5		
4	6/2 @ GWN (9)	4-0	3			2	4/9 vs. BUF (7)	1-0	3			18	9/5 vs. ROC	7-0	4		
5	6/6 @ CHA (9)	3-0	4			3	4/17 @ SYR (7)	4-0	4	Smith		2017 (14/109)			SCR	H	SHO
6	6/8 vs. DUR (9)	6-0	3			4	5/24 vs. TOL (9)	1-0	6			1	4/11 @ SWB	6-0	7		
7	6/19 @ PAW (9)	2-0	4			5	6/2 @ DUR (9)	3-0	4			2	4/23 vs. TOL	1-0	3		
8	7/1 @ BUF (9)	2-0	5			6	6/13 @ ROC (9)	3-0	10			3	5/7 @ BUF (7)	1-0	3		
9	7/2 vs. ROC (9)	1-0	7			7	6/26 vs. ROC (9)	1-0	5			4	5/8 vs. ROC	9-0	5		
10	7/9 @ SYR (9)	6-0	5			8	7/20 @ SYR (7)	5-0	4			5	5/14 vs. BUF (7)	1-0	4		
11	7/24 vs. COL (9)	4-0	2			9	8/11 @ COL (9)	4-0	9			6	5/15 @ ROC	1-0	2		

MISCELLANEOUS RECORDS

ALL-TIME SHUTOUTS

7	5/31 @ IND (9)	6-0	5	Eshelman	2	7/3 @ BUF (7)	4-0	3	
8	6/19 @ PAW	5-0	5		3	7/25 vs. WOR	3-0	2	
9	6/20 @ PAW	7-0	5		4	9/10 @ WOR	6-0	1	
10	7/2 vs. ROC	3-0	5		5	9/22 @ BUF (7)	3-0	5	
11	7/4 @ SYR	8-0	9			<u>2022 (2/140)</u>	SCR	H	SHO
12	7/25 vs. GWN	5-0	3		1	4/30 @ SWB	2-0	3	
13	8/26 @ PAW	3-0	4		2	7/16 @ CLT	6-0	5	
14	9/3 vs. SWB	2-0	2			<u>2023 (7/147)</u>	SCR	H	SHO
	<u>2018 (13/122)</u>								
		SCR	H	SHO	1	4/8 vs. SWB (7)	3-0	3	
1	4/11 @ SWB	2-0	4		2	4/26 @ JAX	2-0	2	
2	4/29 vs. SWB (G1)	4-0	6		3	5/6 @ SYR	4-0	1	
3	4/29 vs. SWB (G2)	3-0	3		4	6/14 vs. TOL	6-0	7	
4	5/9 vs. PAW	3-0	2		5	7/14 vs. CLT	8-0	6	
5	5/11 vs. BUF	3-0	1		6	7/15 vs. CLT	4-0	5	
6	5/12 vs. BUF	1-0	3		7	8/23 @ SWB (7)	6-0	3	
7	5/19 @ SYR	5-0	7			<u>2024 (1/148)</u>	SCR	H	SHO
8	5/30 vs. CHA	5-0	4		1	8/1 @ JAX (7)	5-0	6	
9	6/12 vs. CHA	5-0	4						
10	7/15 vs. BUF (G1)	8-0	5						
11	7/30 @ BUF	2-0	5						
12	8/1 @ BUF (G1)	1-0	5						
13	8/12 @ LOU	4-0	4						
	<u>2019 (11/133)</u>								
		SCR	H	SHO					
1	4/7 vs. ROC	7-0	6						
2	4/12 at ROC	3-0	2						
3	5/27 vs. BUF	5-0	5						
4	5/30 @ PAW	4-0	5	Hart					
5	5/31 @ SWB	8-0	7						
6	6/21 @ COL	14-0	7						
7	7/24 vs. TOL	13-0	8						
8	8/1 vs. BUF	6-0	6						
9	8/10 vs. CHA	1-0	3						
10	8/19 vs. SYR	1-0	4						
11	8/29 @ SYR	2-0	6						
	<u>2021 (5/138)</u>								
		SCR	H	SHO					
1	5/26 vs. WOR	6-0	1						

IRONPIGS BATTING RECORDS

SINGLE-SEASON BATTING TOP-10 LISTS

BATTING AVG*

1. Ali Castillo (2019)	.316
2. Mike Cervenak (2008)	.311
Joey Meneses (2018)	.311
4. Cesar Hernandez (2013)	.309
5. Mike Cervenak (2009)	.305
Brandon Watson (2008)	.305
7. Kevin Frandsen (2012)	.302
t-8 Simon Muzziotti (2023)	.296
t-8 Brian Bogusevic (2015)	.296
9. Darin Ruf (2016)	.294

GAMES

1. Dylan Cozens (2017)	135
2. Cody Overbeck (2012)	133
Maikel Franco (2014)	133
4. Joey Meneses (2018)	130
5. Andy Tracy (2009)	129
6. John Mayberry (2010)	128
Malquin Canelo (2019)	128
8. J.P. Crawford (2017)	127
9. Scott Kingery (2024)	125

AT-BATS

1. Maikel Franco (2014)	521
2. Brandon Watson (2008)	518
3. Nick Williams (2016)	497
Chase d'Arnaud (2015)	497
5. John Mayberry (2010)	495
6. Joey Meneses (2018)	492
7. Dylan Cozens (2017)	476
8. J.P. Crawford (2017)	474
9. Simon Muzziotti (2023)	473

HITS

1. Brandon Watson (2008)	158
2. Joey Meneses (2018)	153
3. Mike Cervenak (2008)	142
4. Mike Cervenak (2009)	141
5. Simon Muzziotti (2023)	140
6. Brian Bogusevic (2015)	138
7. Maikel Franco (2014)	134
8. Chase d'Arnaud (2015)	133
9. John Mayberry (2010)	132

DOUBLES

1. Mike Cervenak (2009)	36
2. Andy Tracy (2008)	34
Kevin Frandsen (2012)	34
4. Nick Williams (2016)	33
Maikel Franco (2014)	33
6. Tyler Henson (2015)	31
Brandon Moss (2011)	31
8. Delwyn Young (2011)	30
Mike Cervenak (2008)	30
Jake Cave (2023)	30

TRIPLES

1. Cesar Hernandez (2013)	9
2. Mickey Moniak (2021)	8
3. Rich Thompson (2011)	8
4. J.P. Crawford (2017)	6
Nick Williams (2016)	6
Pete Orr (2013)	6
7. Eight Players Tied	5

HOME RUNS

1. Weston Wilson (2023)	31
2. Rhys Hoskins (2017)	29
3. Darick Hall (2022)	28
4. Dylan Cozens (2017)	27
5. Andy Tracy (2009)	26
6. Scott Kingery (2024)	25
7. Brandon Moss (2011)	23
Joey Meneses (2018)	23
9. Andy Tracy (2008)	22
10. Andy Tracy (2010)	21
Deivy Grullon (2019)	21

RBI

1. Andy Tracy (2009)	96
2. Rhys Hoskins (2017)	91
3. Darick Hall (2022)	88
4. Weston Wilson (2023)	86
5. Andy Tracy (2008)	85
6. Joey Meneses (2018)	82
7. Brandon Moss (2011)	80
Andy Tracy (2010)	80
9. Maikel Franco (2014)	78
10. Mike Cervenak (2009)	77

RUNS

1. Weston Wilson (2023)	90
2. Rich Thompson (2011)	81
3. Rhys Hoskins (2017)	78
Nick Williams (2016)	78
Brandon Watson (2008)	78
6. Chase d'Arnaud (2015)	77
7. Andy Tracy (2009)	76
8. J.P. Crawford (2017)	75
John Mayberry (2010)	75
Joey Meneses (2018)	75

WALKS

1. J.P. Crawford (2017)	79
2. Weston Wilson (2023)	75
3. Andy Tracy (2009)	74
4. Andy Tracy (2010)	68
Cal Stevenson (2024)	68
6. Andy Tracy (2008)	65
7. Rhys Hoskins (2017)	64
8. Brandon Moss (2011)	62
Mitch Walding (2019)	62
9. Brock Stassi (2016)	60
10. Dylan Cozens (2017)	58

STOLEN BASES

1. Rich Thompson (2011)	48
2. Weston Wilson (2023)	32
3. Cesar Hernandez (2013)	31
4. Cal Stevenson (2024)	29
5. Chase d'Arnaud (2015)	28
Rich Thompson (2010)	28
7. Tyler Henson (2015)	26
Rich Thompson (2009)	26
Simon Muzziotti (2023)	26
10. Rich Thompson (2008)	25
Scott Kingery (2024)	25

HIT-BY-PITCH

1. Dean Anna (2018)	18
2. Kevin Frandsen (2011)	16
Rich Thompson (2011)	16
4. Darick Hall (2021)	12
5. Chase d'Arnaud (2015)	11
Erik Kratz (2011)	11
7. Jorge Bonifacio (2022)	10
8. Four Players Tied	9

SAC FLIES

1. Josh Barfield (2011)	9
2. Mike Cervenak (2009)	8
David Newhan (2009)	8
Mickey Moniak (2021)	8
5. Tyler Henson (2015)	7
Andy Tracy (2009)	7
Ali Castillo (2019)	7
Cal Stevenson (2023)	7
9. 13 Players Tied	6

SAC BUNTS

1. Dean Anna (2018)	12
2. Mike Rouse (2008)	11
3. Rich Thompson (2011)	10
Brandon Watson (2008)	10
Malquin Canelo (2019)	10
6. Tyler Henson (2014)	9
7. Rich Thompson (2010)	8
Leandro Castro	8

GIDP

1. Joey Meneses (2018)	32
2. Brennan King (2008)	16
Andy Tracy (2008)	16
Maikel Franco (2014)	16
5. Dustin Peterson (2022)	15
5. Cam Perkins (2016)	14
Brian Bocock (2009)	14
John Mayberry (2009)	14
Kevin Frandsen (2012)	14
Darick Hall (2022)	14
9. Seven Players Tied	13

* Must have enough AB's to qualify for league lead (2.7 PA x Team's Games)

IRONPIGS BATTING RECORDS

CAREER BATTING TOP-10 LISTS

BATTING AVG*

1.	Ali Castillo (2019)	.316
2.	Joey Meneses (2018)	.311
3.	Mike Cervenak ('08-09)	.308
4.	Brandon Watson (2008)	.305
5.	Kevin Frandsen ('11-12)	.302
6.	Cody Asche ('13-16)	.297
7.	Brian Bogusevic (2015)	.296
8.	Simon Muzziotti ('21-23)	.292
9.	Cal Stevenson ('23-24)	.292
9.	Steve Susdorf ('12-14)	.291

GAMES

1.	Rich Thompson ('08-12)	469
2.	Scott Kingery ('17, '21-24)	423
3.	Darick Hall ('21-24)	409
4.	Andy Tracy ('08-10)	378
5.	Cody Overbeck ('11-13)	323
6.	Tyler Henson ('13-15)	269
	Steve Susdorf ('12-14)	269
8.	Cam Perkins ('14, '16-17)	267
9.	John Mayberry Jr. ('09-14)	254
10.	Pete Orr ('11-12)	251

AT-BATS

1.	Rich Thompson ('08-12)	1657
2.	Darick Hall ('21-24)	1512
3.	Scott Kingery ('17, '21-24)	1510
4.	Andy Tracy ('08-10)	1308
5.	Cody Overbeck ('11-13)	1124
6.	Nick Williams ('16-17, '19)	969
7.	John Mayberry ('09-14)	957
8.	Tyler Henson ('13-15)	946
9.	Cam Perkins ('14, '16-17)	920
10.	Mike Cervenak ('08-09)	918

HITS

1.	Rich Thompson ('08-12)	452
7.	Scott Kingery ('17, '21-24)	384
4.	Darick Hall ('21-24)	383
2.	Andy Tracy ('08-10)	356
3.	Cody Overbeck ('11-13)	289
5.	Mike Cervenak ('08-09)	283
6.	Nick Williams ('16-17, '19)	267
8.	Tyler Henson ('13-15)	252
9.	John Mayberry ('09-14)	249
10.	Cam Perkins ('14, '16-17)	248

DOUBLES

1.	Rich Thompson ('08-12)	83
2.	Andy Tracy ('08-10)	80
3.	Darick Hall ('21-24)	79
4.	Tyler Henson ('13-15)	67
	Cody Overbeck ('11-13)	67
6.	Mike Cervenak ('08-09)	66
7.	Nick Williams ('16-17, '19)	64
	Scott Kingery ('17, '21-24)	64
8.	John Mayberry ('09-14)	55
	Steve Susdorf ('12-14)	55

TRIPLES

1.	Rich Thompson ('08-12)	26
2.	Scott Kingery ('17, '21-24)	17
3.	Cesar Hernandez ('12-13)	13
4.	J.P. Crawford ('16-17)	11
5.	Pete Orr ('11-13)	10
	Nick Williams ('16-17, '19)	10
7.	Cam Perkins ('14, '16-17)	8
8.	Tyler Henson ('13-15)	6
	Maikel Franco ('14-15, '19)	6
10.	Nine Players Tied	5

HOME RUNS

1.	Darick Hall ('21-24)	76
2.	Andy Tracy ('08-10)	69
3.	Dylan Cozens ('17-19)	55
4.	Scott Kingery ('17, '21-24)	53
5.	Weston Wilson ('23-24)	48
6.	Cody Overbeck ('11-13)	39
7.	Nick Williams ('16-17, '19)	38
8.	John Mayberry ('09-14)	33
9.	Kody Clemens ('23-24)	32
10.	Mitch Walding ('18-19)	30

RBI

1.	Darick Hall ('21-24)	277
2.	Andy Tracy ('08-10)	261
3.	Scott Kingery ('17, '21-24)	174
4.	Cody Overbeck ('11-13)	162
5.	Rich Thompson ('08-12)	150
6.	Dylan Cozens ('17-19)	148
7.	Weston Wilson ('23-24)	141
8.	Mike Cervenak ('08-09)	143
9.	Nick Williams ('16-17, '19)	133
10.	Darin Ruf ('13-16)	129

RUNS

1.	Rich Thompson ('08-12)	244
	Scott Kingery ('17, '21-24)	244
3.	Andy Tracy ('08-10)	211
4.	Darick Hall ('21-24)	201
5.	Nick Williams ('16-17)	154
6.	John Mayberry ('09-14)	139
	Weston Wilson ('23-24)	139
8.	Dylan Cozens ('17-19)	137
9.	Mike Cervenak ('08-09)	131
10.	Cody Overbeck ('11-13)	125

WALKS

1.	Andy Tracy ('08-10)	207
2.	Darick Hall ('21-24)	189
3.	Scott Kingery ('17, '21-24)	162
4.	Rich Thompson ('08-12)	147
5.	Mitch Walding ('18-19)	135
6.	Dylan Cozens ('17-19)	126
7.	Weston Wilson ('23-24)	117
8.	J.P. Crawford ('16-17)	116
9.	Steve Susdorf ('12-14)	89
10.	John Mayberry ('09-14)	81

STOLEN BASES

1.	Rich Thompson ('08-12)	134
2.	Scott Kingery ('17, '21-24)	80
3.	Tyler Henson ('13-15)	48
4.	Weston Wilson ('24)	46
5.	Cesar Hernandez ('12-14)	44
6.	Cal Stevenson ('23-24)	43
7.	Pete Orr ('11-13)	40
8.	Simon Muzziotti ('21-24)	34
9.	Dom Brown ('10-12, '15)	31
10.	Leandro Castro ('13-14)	27

HIT-BY-PITCH

1.	Rich Thompson ('08-12)	37
2.	Kevin Frandsen ('11-12)	24
3.	Darick Hall ('21-24)	21
3.	Dean Anna (2018)	18
5.	Cody Overbeck ('11-13)	15
	Nick Williams ('16-17, '19)	15
7.	Erik Kratz ('11-13, '15)	14
8.	John Mayberry ('09-14)	14
9.	Mike Cervenak ('08-09)	13

SAC FLIES

1.	Andy Tracy ('08-10)	19
2.	Tyler Henson ('13-15)	15
	Steve Susdorf ('12-14)	15
4.	Mike Cervenak ('08-09)	14
5.	Darin Ruf ('13-16)	13
	Darick Hall ('21-24)	13
	Scott Kingery ('21-24)	13
8.	John Mayberry ('09-14)	12
9.	Dylan Cozens ('17-18)	11
10.	Weston Wilson ('23-24)	10

SAC BUNTS

1.	Rich Thompson ('08-12)	28
2.	Tyler Henson ('13-15)	16
3.	Scott Kingery ('17, '21-24)	15
3.	Pete Orr ('11-13)	12
	Leandro Castro ('13-14)	12
	Freddy Galvis ('11, '13-14)	12
	Dean Anna (2018)	12
6.	Mike Rouse (2008)	11
7.	Two Players Tied	10

GDP

1.	Andy Tracy ('08-10)	38
2.	Joey Meneses (2018)	32
	Darick Hall ('21-23)	32
4.	Cody Overbeck ('11-12)	31
5.	Rich Thompson ('08-12)	29
6.	Mike Cervenak ('08-09)	24
	Weston Wilson ('23-24)	24
8.	Kevin Frandsen ('11-12)	23
	Cam Perkins ('14, '16-17)	23

* Must have enough AB's to qualify for league lead (2.7 PA x Team's Games)

IRONPIGS PITCHING RECORDS

SINGLE-SEASON PITCHING TOP-10 LISTS

ERA*

1. Tom Eshelman (2017)	2.23
2. Tyler Cloyd (2012)	2.35
3. Jake Thompson (2016)	2.50
4. Cole Irvin (2018)	2.57
5. E. De Los Santos (2018)	2.63
6. Ben Lively (2016)	3.06
7. Kyle Kendrick (2009)	3.34
8. Drew Carpenter (2009)	3.35
9. J.A. Happ (2008)	3.60
10. Brian Bass (2011)	3.81

WINS

1. Cole Irvin (2018)	14
2. Tyler Cloyd (2012)	12
3. Ben Lively (2016)	11
Jake Thompson (2016)	11
Ethan Martin (2013)	11
Drew Carpenter (2009)	11
7. Tom Eshelman (2017)	10
David Buchanan (2016)	10
Ryan Feierabend (2011)	10
10. Seven Players Tied	9

LOSSES

1. Jake Thompson (2017)	14
2. Tom Eshelman (2018)	13
Brian Mazone (2010)	13
3. Pat Misch (2012)	12
Brian Mazone (2008)	12
Joe Savery (2010)	12
Mick Abel (2024)	12
7. Five Players Tied	11

GAMES

1. Scott Mathieson (2010)	54
2. Matt Childers (2008)	53
3. Pedro Beato (2017)	52
Pat Venditte (2017)	52
Mike Zagurski (2010)	52
Nick Duron (2022)	52
6. Gary Majewski (2009)	51
7. Oscar Villarreal (2010)	49
Ben Bowden (2023)	49
9. Two Players Tied	48

GAMES STARTED

1. Brian Bass (2011)	28
Brian Mazone (2010)	28
Brian Mazone (2008)	28
4. Drew Carpenter (2010)	27
5. David Buchanan (2016)	26
Scott Elarton (2012)	26
Greg Smith (2014)	26
7. Nate Bump (2011)	25
Sean O'Sullivan (2014)	25
9. Three Players Tied	24

COMPLETE GAMES

1. Tom Eshelman (2017)	3
2. Anthony Vasquez (2016)	2
Les Walrond (2008)	2
Tyler Cloyd (2013)	2
Tyler Phillips (2024)	2
5. 28 Players Tied	1

SHUTOUTS

1. Les Walrond (2008)	2
2. 11 Players Tied Most Recent	1
Colton Eastman (2021)	1
E. De Los Santos (2018)	1
Tom Eshelman (2017)	1
Nick Pivetta (2017)	1
Ben Lively (2016)	1
Greg Smith (2014)	1
Dave Bush (2012)	1
Five Other Players Tied	1

SAVES

1. Pedro Beato (2018)	35
2. Pedro Beato (2017)	33
3. Scott Mathieson (2010)	26
4. Edward Mujica (2016)	23
5. Luis Garcia (2014)	22
6. Matt Childers (2008)	20
7. Dustin McGowan (2015)	15
Phillippe Aumont (2012)	15
9. Luis Garcia (2016)	13
10. Jake Diekman (2013)	11

HOLDS

1. Cedrick Bowers (2009)	12
2. Mike Zagurski (2010)	11
Michael Kelly (2022)	11
4. David Purcey (2012)	10
Cesar Jimenez (2014)	10
6. Michael Mariot (2017)	9
Mike Zagurski (2011)	9
Jeremy Walker (2023)	9
9. Six Players Tied	8

INNINGS

1. David Buchanan (2016)	167.1
2. Brian Mazone (2010)	165.0
3. Brian Mazone (2008)	164.2
4. Cole Irvin (2018)	161.1
5. Brian Bass (2011)	158.1
6. Greg Smith (2014)	157.1
7. Drew Carpenter (2009)	156.0
8. Drew Carpenter (2010)	151.0
9. Sean O'Sullivan (2014)	148.2
10. Kyle Kendrick (2009)	143.0

HITS

1. Tom Eshelman (2018)	189
2. Brian Mazone (2008)	176
Greg Smith (2014)	176
4. Brian Mazone (2010)	174
5. Nate Bump (2011)	172
6. Brian Bass (2011)	170
7. David Buchanan (2016)	163
8. Drew Carpenter (2009)	162
9. Scott Elarton (2012)	160
10. Joe Savery (2010)	154

RUNS

1. Tom Eshelman (2018)	105
2. Scott Elarton (2012)	93
3. Mick Abel (2024)	88
4. Brian Mazone (2010)	85
5. Ryan Feierabend (2011)	84
Greg Smith (2014)	84
7. Jake Thompson (2017)	83
Nate Bump (2011)	83
9. Sean O'Sullivan (2014)	82
10. David Buchanan (2016)	81
Brian Mazone (2008)	81

EARNED RUNS

1. Tom Eshelman (2018)	91
2. Scott Elarton (2012)	82
3. Ryan Feierabend (2011)	79
4. Mick Abel (2024)	78
5. Greg Smith (2014)	77
6. Brian Mazone (2008)	75
7. David Buchanan (2016)	74
Nate Bump (2011)	74
Travis Blackley (2008)	74
10. Sean O'Sullivan (2014)	71

WALKS

1. Mick Abel (2024)	78
2. Tom Cochran (2012)	70
3. Ethan Martin (2013)	67
4. Travis Blackley (2008)	59
5. Brad Lincoln (2014)	58
6. Brian Bass (2011)	56
7. Drew Carpenter (2010)	54
Scott Elarton (2012)	54
Kyle Dohy (2019)	59
10. Appel (*17) / Skirrow (*23)	53

STRIKEOUTS

1. J.A. Happ (2008)	151
2. Cole Irvin (2018)	131
3. Drew Carpenter (2009)	120
4. Mick Abel (2024)	117
5. Drew Carpenter (2010)	116
Brian Mazone (2008)	116
7. E. De Los Santos (2018)	110
Carlos Carrasco (2009)	112
Brad Lincoln (2014)	112
10. Ethan Martin (2013)	107

* Must have enough IP to qualify for league lead (0.8 IP x Team's Games)

IRONPIGS PITCHING RECORDS

CAREER PITCHING TOP-10 LISTS

ERA*

1. Tom Eshelman (2017)	2.23
2. Jake Thompson (2016)	2.50
Brian Gordon ('10-11)	2.50
4. Cesar Jimenez ('13-15)	2.80
5. Ben Lively (2016)	3.06
6. Scott Mathieson ('10-11)	3.07
Cole Irvin ('18-19)	3.07
8. Les Walrond ('08, '11)	3.08
9. Kyle Kendrick (2009)	3.34

WINS

1. David Buchanan ('13-16, '24)	33
2. Drew Carpenter ('08-11)	24
3. Ben Lively ('16-17)	21
4. Cole Irvin ('18-19)	20
5. Brian Mazone ('08-10)	18
6. Tyler Cloyd ('12-13)	17
Greg Smith ('13-14)	17
8. Jake Thompson ('16-17)	16
9. E. De Los Santos ('18-19)	15

LOSSES

1. Brian Mazone ('08-10)	31
2. Jake Thompson ('16-17)	19
Drew Carpenter ('08-11)	19
4. David Buchanan ('13-16, '24)	18
5. Joe Savery ('09-13)	16
6. Tom Eshelman ('17-18)	16
7. Adam Morgan ('13, '15-17)	15
Greg Smith ('13-14)	15

GAMES

1. Phillippe Aumont ('11-15)	140
2. Cesar Jimenez ('13-15)	115
Pedro Beato ('17-18)	115
4. Luis Garcia ('13-14, '16-17)	99
5. Mike Zagurski ('10-11)	98
6. Joe Savery ('09-13)	93
7. Colton Murray ('15-17)	91
8. Drew Carpenter ('08-11)	87
9. Scott Mathieson ('10-11)	84
10. David Buchanan ('13-16, '24)	80

GAMES STARTED

1. David Buchanan ('13-16, '24)	72
2. Brian Mazone ('08-10)	67
3. Drew Carpenter ('08-11)	53
4. Nate Bump ('10-11)	45
Tom Eshleman ('17-18)	45
6. Jake Thompson ('16-17)	43
7. Tom Cochran ('12-13)	42
8. Tyler Cloyd ('12-13)	41
E. De Los Santos ('18-19)	41
Cole Irvin ('18-19)	41

COMPLETE GAMES

1. Tom Eshelman (2017)	3
Anthony Vasquez ('15-16)	3
Tyler Cloyd ('12-13)	3
4. Ben Lively ('16-17)	2
Les Walrond ('08, '11)	2
Colton Eastman ('22-23)	2
Tyler Phillips ('23-24)	2
7. 24 Players Tied	1

SHUTOUTS

1. Les Walrond ('08, '11)	2
2. 10 Players; Most Recent:	1
E. De Los Santos ('18-19)	
Cole Irvin ('18-19)	
Tom Eshelman (2017)	
Nick Pivetta (2017)	
Ben Lively ('16-17)	
Greg Smith (2014)	
Dave Bush ('11-12)	
Five Other Players Tied	

SAVES

1. Pedro Beato ('17-18)	68
2. Luis Garcia ('13-14, '16)	39
3. Scott Mathieson ('10-11)	31
4. Edward Mujica (2016)	23
5. Jake Diekman ('12-13, '15)	21
6. Phillippe Aumont ('11-13)	20
Matt Childers (2008)	20
8. Michael Schwimer ('10-12)	16
9. Dustin McGowan (2015)	16
10. Mike Zagurski ('10-11)	14

HOLDS

1. Cesar Jimenez ('13-15)	21
2. Mike Zagurski ('10-11)	20
2. Michael Mariot ('16-17)	17
3. Phillippe Aumont ('11-5)	13
4. Michael Schwimer ('10-12)	12
Cedrick Bowers (2009)	12
6. Colton Murray ('15-17)	11
6. Hector Neris ('14-15)	11
Justin DeFratus ('11-14)	11
Michael Kelly (2022)	11

INNINGS

1. David Buchanan ('13-16, '24)	420.2
2. Brian Mazone ('08-10)	383.2
3. Drew Carpenter ('08-11)	374.1
4. Greg Smith ('13-14)	255.1
5. Cole Irvin ('18-19)	255.0
6. Tyler Cloyd ('12-13)	254.2
7. Jake Thompson ('16-17)	248.0
8. Nate Bump ('10-11)	241.1
9. Joe Savery ('09-13)	238.1
10. Phillippe Aumont ('11-15)	224.0

HITS

1. David Buchanan ('13-16, '24)	443
2. Brian Mazone ('08-10)	413
3. Drew Carpenter ('08-11)	368
4. Nate Bump ('10-11)	295
5. Greg Smith ('13-14)	283
6. Joe Savery ('09-13)	264
Jake Thompson ('16-17)	264
8. Cole Irvin ('18-19)	248
9. Tyler Cloyd ('12-13)	230
10. A. Morgan ('13, '15-17)	227

RUNS

1. David Buchanan ('13-16, '24)	198
2. Brian Mazone ('08-10)	189
3. Drew Carpenter ('08-11)	157
4. Joe Savery ('09-13)	132
5. Nate Bump ('10-11)	130
6. Jake Thompson ('16-17)	127
7. Tom Cochran ('12-13)	124
8. Greg Smith ('13-14)	122
9. Adam Morgan ('13, '15-17)	105
10. Tyler Cloyd ('12-13)	109

EARNED RUNS

1. David Buchanan ('13-16, '24)	184
2. Brian Mazone ('08-10)	166
3. Drew Carpenter ('08-11)	140
4. Tom Eshelman ('17-18)	121
5. Nate Bump ('10-11)	114
6. Greg Smith ('13-14)	113
7. Joe Savery ('09-13)	111
Tom Cochran ('12-13)	111
9. Jake Thompson ('16-17)	105
10. Tyler Cloyd ('12-13)	96

WALKS

1. Phillippe Aumont ('11-13)	166
1. David Buchanan ('13-16, '24)	126
2. Tom Cochran ('12-13)	117
3. Drew Carpenter ('08-11)	115
4. Joe Savery ('09-13)	99
5. Tom Eshelman ('17-18)	96
7. Ethan Martin (2013)	88
8. Jake Thompson ('16-17)	84
9. E. De Los Santos ('18-19)	78
Mick Abel (2024)	78

STRIKEOUTS

1. Drew Carpenter ('08-11)	306
2. David Buchanan ('13-16, '24)	271
3. Phillippe Aumont ('11-15)	261
4. Brian Mazone ('08-10)	253
5. Cole Irvin ('18-19)	196
E. De Los Santos ('18-19)	193
7. Tyler Cloyd ('12-13)	186
8. Tom Eshleman ('17-18)	184
9. Jake Thompson ('16-17)	177
10. J.A. Happ ('08, '10)	173

YEAR-BY-YEAR STATISTICS

YEAR-BY-YEAR INDIVIDUAL TEAM LEADERS

STAT	2008	2009	2010	2011	2012
G	128 (Knott, J.)	129 (Tracy, A.)	128 (Mayberry Jr., J.)	126 (Young, D.)	133 (Overbeck, C.)
AVG	.311 (Cervenak, M.)	.305 (Cervenak, M.)	.275 (Tracy, A.)	.288 (Kratz, E.)	.302 (Frandsen, K.)
AB	518 (Watson, B.)	462 (Cervenak, M.)	495 (Mayberry Jr., J.)	452 (Barfield, J.)	458 (Overbeck, C.)
R	78 (Watson, B.)	76 (Tracy, A.)	75 (Mayberry Jr., J.)	81 (Thompson, R.)	58 (Overbeck, C.)
H	158 (Watson, B.)	141 (Cervenak, M.)	132 (Mayberry Jr., J.)	120 (Moss, B.)	118 (Frandsen, K.)
2B	34 (Tracy, A.)	36 (Cervenak, M.)	25 (Mayberry Jr., J.)	31 (Moss, B.)	34 (Frandsen, K.)
3B	5 (Thompson, R.)	7 (Thompson, R.)	5 (Wise, D.)	8 (Thompson, R.)	3 (Pridie, J.)
HR	22 (Tracy, A.)	26 (Tracy, A.)	21 (Tracy, A.)	23 (Moss, B.)	14 (Overbeck, C.)
RBI	85 (Tracy, A.)	96 (Tracy, A.)	80 (Tracy, A.)	80 (Moss, B.)	71 (Overbeck, C.)
BB	65 (Tracy, A.)	74 (Tracy, A.)	68 (Tracy, A.)	62 (Moss, B.)	39 (2 Players)
K	111 (Knott, J.)	110 (Tracy, A.)	114 (Tracy, A.)	127 (Moss, B.)	113 (Overbeck, C.)
SB	25 (Thompson, R.)	26 (Thompson, R.)	28 (Thompson, R.)	48 (Thompson, R.)	16 (Orr, P.)
E	18 (Rouse, M.)	12 (Furmaniak, J.)	23 (Ransom, C.)	16 (Bocock, B.)	18 (Blanco, A.)
W	9 (Mazone, B.)	11 (2 Players)	8 (Carpenter, D.)	10 (Feierabend, R.)	12 (Cloyd, T)
L	12 (Mazone, B.)	10 (Carrasco, C.)	13 (Mazone, B.)	10 (Bass, B.)	12 (Misch, P.)
ERA*	3.60 (Happ, J.)	3.34 (Kendrick, K.)	3.82 (Mazone, B.)	3.81 (Bass, B.)	2.35 (Cloyd, T.)
G	53 (Childers, M.)	51 (Majewski, G.)	54 (Mathieson, S.)	47 (Schwimer, M.)	47 (Purcey, D.)
GS	28 (Mazone, B.)	26 (Carrasco, C.)	28 (Mazone, B.)	28 (Bass, B.)	26 (Elarton, S.)
CG	2 (Walron, L.)	1 (5 Players)	1 (Taubenheim, T.)	1 (3 Players)	1 (3 Players)
SHO	2 (Walron, L.)	1 (Lehr, J.)	1 (Taubenheim, T.)	---	1 (3 Players)
SV	20 (Childers, M.)	8 (Koplove, M.)	26 (Mathieson, S.)	11 (Zagurski, M.)	15 (Aumont, P.)
IP	164.2 (Mazone, B.)	157.0 (Carrasco, C.)	165 (Mazone, B.)	158.1 (Bass, B.)	142.0 (Cloyd, T.)
H	176 (Mazone, B.)	162 (Carpenter, D.)	174 (Mazone, B.)	172 (Bump, N.)	160 (Elarton, S.)
ER	75 (Mazone, B.)	81 (Carrasco, C.)	7 (Mazone, B.)	79 (Feierabend, R.)	82 (Elarton, S.)
BB	59 (Blackley, T.)	47 (Carpenter, D.)	54 (Carpenter, D.)	56 (Bass, B.)	70 (Cochran, T.)
K	151 (Happ, J.)	148 (Carrasco, C.)	116 (Carpenter, D.)	105 (Bass, B.)	106 (Cochran, T.)
OBA*	.234 (Happ, J.)	.250 (Kendrick, K.)	.263 (Carpenter, D.)	.278 (Bass, B.)	.210 (Cloyd, T.)

YEAR-BY-YEAR TEAM SPLITS

AVG	.256 (12)	.262 (9)	.251 (T-13)	.256 (11)	.257 (8)
AB	4832 (5)	4826 (4)	4798 (10)	4726 (11)	4690 (14)
R	552 (14)	623 (9)	563 (14)	601 (T-9)	551 (14)
H	1237 (11)	1265 (7)	1202 (T-12)	1209 (11)	1203 (12)
2B	245 (T-11)	274 (4)	228 (14)	250 (T-7)	235 (11)
3B	14 (14)	24 (9)	32 (5)	28 (4)	19 (13)
HR	90 (11)	91 (10)	106 (13)	117 (9)	84 (14)
RBI	524 (13)	590 (8)	525 (14)	560 (10)	509 (14)
BB	404 (12)	430 (6)	422 (9)	422 (11)	349 (14)
K*	952 (4)	942 (6)	1068 (9)	1102 (11)	851 (1)
SB	70 (12)	97 (10)	112 (9)	120 (3)	93 (5)
E*	117 (7)	92 (1)	105 (T-5)	110 (T-10)	109 (T-8)
ERA*	4.41 (14)	3.80 (5)	3.83 (4)	3.68 (3)	3.77 (5)
CG	3 (T-8)	5 (5)	1 (T-11)	3 (T-4)	3 (12)
SHO	6 (T-10)	10 (T-5)	6 (12)	12 (2)	12 (T-4)
SV	27 (14)	38 (7)	36 (T-7)	47 (1)	42 (T-3)
IP	1248.0 (9)	1252.1 (7)	1268.0 (T- 6)	1248.1 (9)	1242.0 (13)
H*	1332 (14)	1258 (9)	1253 (7)	1253 (7)	1198 (5)
R*	680 (12)	600 (4)	618 (5)	563 (4)	590 (5)
ER*	612 (14)	529 (6)	539 (5)	510 (3)	520 (5)
HR*	124 (8)	106 (4)	117 (6)	118 (5)	108 (6)
BB*	465 (10)	450 (10)	470 (11)	401 (T-2)	470 (7)
K	1156 (1)	894 (T-11)	1051 (T-3)	1126 (4)	1047 (7)
OBA*	.267 (14)	.265 (9)	.259 (6)	.262 (7)	.254 (5)

* Ranked in ascending order (lowest is best)

YEAR-BY-YEAR STATISTICS

YEAR-BY-YEAR INDIVIDUAL TEAM LEADERS

STAT	2013	2014	2015	2016	2017
G	122 (Overbeck, C.)	133 (Franco, M.)	120 (d'Arnaud/Danks)	125 (Williams, N.)	135 (Cozens, D.)
AVG	.309 (Hernandez, C.)	.272 (Henson, T.)	.296 (Bogusevic, B.)	.294 (Ruf, D.)	.284 (Hoskins, D)
AB	440 (Overbeck, C.)	521 (Franco, M.)	497 (d'Arnaud, C.)	497 (Williams, N.)	476 (Cozens, D.)
R	59 (Hernandez, C.)	64 (Franco, M.)	77 (d'Arnaud, C.)	78 (Williams, N.)	78 (Hoskins, R.)
H	121 (Hernandez, C.)	134 (Franco, M.)	138 (Bogusevic, B.)	128 (Williams, N.)	115 (Crawford, J.P.)
2B	29 (Overbeck, C.)	33 (Franco, M.)	31 (Henson, T.)	33 (Williams, N.)	24 (Hoskins, R.)
3B	9 (Hernandez, C.)	4 (Franco/Castro)	5 (d'Arnaud, C.)	6 (Williams, N.)	6 (Crawford, J.P.)
HR	19 (Overbeck, C.)	16 (Franco, M.)	12 (Bogusevic, B.)	20 (Ruf, D.)	29 (Hoskins, R.)
RBI	68 (Asche, C.)	78 (Franco, M.)	58 (Henson, T.)	65 (Ruf, D.)	91 (Hoskins, R.)
BB	41 (Hernandez, C.)	49 (Murphy, J.)	55 (McGuinness, C.)	60 (Stassi, B.)	79 (Crawford, J.P.)
K	140 (Overbeck, C.)	130 (Henson, T.)	122 (Danks, J.)	136 (Williams, N.)	194 (Cozens, D.)
SB	32 (Hernandez, C.)	19 (Henson, T.)	28 (d'Arnaud, C.)	12 (Sweeney, D.)	10(Kingery/Quinn)
E	12 (Hernandez/Martinez)	10 (Franco, M.)	24 (d'Arnaud, C.)	18 (Featherston, T.)	17 (Crawford, J.P.)
W	11 (Martin, E.)	9 (Smith, G.)	8 (Vasquez, A.)	11 (Lively/Thompson)	10 (Eshelman, T)
L	9 (Cloyd, T.)	11 (Smith/Lincoln)	8 (Berken/Vasquez)	9 (Buchanan, D.)	14 (Thompson, J.)
ERA*	4.12 (Martin, E.)	4.30 (O'Sullivan, S.)	4.56 (Vasquez, A.)	2.50 (Thompson, J.)	2.23 (Eshelman, T.)
G	46 (Friend, J.)	45 (Horst, J.)	47 (Rosin, S.)	48 (Garcia, L.)	52 (Venditte/Beato)
GS	21 (Martin, E.)	26 (Smith, G.)	20 (Vasquez, A.)	26 (Buchanan, D.)	22 (Thompson, J.)
CG	2 (Cloyd, T.)	1 (5 Players)	1 (Rodriguez/Vasquez)	2 (Vasquez, A.)	3 (Eshelman, T.)
SHO	---	1 (Smith, G.)	---	1 (Lively, B.)	1 (Eshelman/Pivetta)
SV	11 (Diekman, J.)	22 (Garcia, L.)	15 (McGowan, D.)	23 (Mujica, E.)	33 (Beato, P.)
IP	115.2 (Martin, E.)	157.1 (Smith, G.)	113.1 (Berken, J.)	167.1 (Buchanan, D.)	121.0 (Eshelman, T.)
H	125 (Cloyd, T.)	176 (Smith, G.)	133 (Berken, J.)	163 (Buchanan, D.)	136 (Thompson, J.)
ER	59 (Cloyd, T.)	77 (Smith, G.)	58 (Berken, J.)	74 (Buchanan, D.)	69 (Thompson, J.)
BB	67 (Martin, E.)	58 (Lincoln, B.)	46 (Vasquez, A.)	40 (Buchanan, D.)	53 (Appel, M.)
K	107 (Martin, E.)	112 (Lincoln, B.)	78 (Berken, J.)	95 (Buchanan, D.)	90 (Thompson, J.)
OBA*	.229 (Martin, E.)	.260 (Lincoln, B.)	.258 (Vasquez, A.)	.196 (Lively, B.)	.227 (Eshelman, T.)

YEAR-BY-YEAR TEAM SPLITS

AVG	.277 (2)	.249 (13)	.254 (9)	.259 (T-6)	.249 (13)
AB	4771 (9)	4726 (T-12)	4976 (1)	4753 (9)	4658 (11)
R	612 (7)	556 (14)	559 (9)	599 (4)	624 (6)
H	1274 (2)	1179 (14)	1266 (2)	1223 (8)	1158 (11)
2B	263 (5)	267 (4)	255 (3)	244 (6)	217 (12)
3B	36 (T-2)	27 (8)	21 (T-10)	27 (T-5)	31 (4)
HR	98 (10)	91 (T-9)	69 (11)	122 (3)	152 (2)
RBI	568 (7)	522 (13)	526 (9)	566 (4)	585 (5)
BB	395 (T-11)	418 (13)	415 (11)	388 (13)	449 (6)
K	1147 (11)	1084 (10)	1039 (7)	1046 (10)	1242 (3)
SB	141 (3)	77 (9)	120 (4)	64 (11)	64 (10)
E*	99 (4)	89 (3)	122 (12)	99 (8)	101 (T-9)
ERA*	3.95 (9)	4.42 (T-11)	4.02 (12)	3.12 (2)	3.72 (6)
CG	3 (T-6)	5 (4)	2 (T-6)	4 (T-6)	5 (T-3)
SHO	12 (T-2)	9 (9)	10 (9)	18 (3)	15 (3)
SV	38 (T-5)	40 (T-3)	43 (T-7)	44 (3)	44 (1)
IP	1238.1 (11)	1245.1 (10)	1291.0 (1)	1262.1 (8)	1224.0 (11)
H*	1197 (4)	1298 (10)	1349 (14)	1102 (3)	1167 (5)
R*	608 (7)	678 (11)	644 (13)	494 (2)	578 (7)
ER*	544 (T-8)	611 (11)	576 (13)	438 (2)	506 (6)
HR*	96 (4)	104 (7)	87 (9)	105 (T-10)	111 (T-7)
BB*	554 (12)	482 (8)	528 (13)	349 (T-1)	410 (3)
K	998 (13)	970 (11)	914 (14)	1009 (13)	1022 (12)
OBA*	.245 (4)	.256 (8)	.269 (T-12)	.234 (T-1)	.251 (5)

* Ranked in ascending order (lowest is best)

YEAR-BY-YEAR STATISTICS

YEAR-BY-YEAR INDIVIDUAL TEAM LEADERS

STAT	2018	2019	2021	2022	2023
G	130 (Meneses, J)	128 (Canelo, M)	120 (Hall, D)	112 (Bonifacio, J)	125 (Wilson, W)
AVG	.311 (Meneses, J)	.316 (Castillo, A)	.238 (Moniak, M)	.302 (Guthrie, D)	.296 (Muzziotti, S)
AB	492 (Meneses, J)	423 (Canelo, M)	400 (Hall, D)	394 (Hall, D)	473 (Muzziotti, S)
R	75 (Meneses, J)	60 (Castillo, A)	46 (Hall, D)	64 (Guthrie, D)	90 (Wilson, W)
H	153 (Meneses, J)	131 (Castillo, A)	92 (Hall, D)	102 (Guthrie, D)	140 (Muzziotti, S)
2B	27 (Meneses, J)	27 (Canelo, M)	27 (Hall, D)	27 (Guthrie, D)	30 (Cave, J)
3B	4 (Anna, D)	5 (Gosselin, P)	8 (Moniak, M)	4 (Kingery/Toffey)	4 (Multiple)
HR	23 (Meneses, J)	21 (Grullon, D)	15 (Moniak, M)	28 (Hall, D)	31 (Wilson, W)
RBI	82 (Meneses, J)	77 (Grullon, D)	65 (Moniak, M)	88 (Hall, D)	86 (Wilson, W)
BB	73 (Walding, M)	62 (Walding, M)	55 (Hall, D)	54 (Kingery, S)	75 (Wilson, W)
K	148 (Walding, M)	137 (Canelo, M)	101 (Moniak, M)	125 (Bonifacio, J)	146 (Wilson, W)
SB	13 (Quinn, R)	21 (Romine, A)	13 (Tilson, C)	22 (Guthrie, D)	32 (Wilson, W)
E	18 (Walding, M)	19 (Canelo, M)	5 (Multiple)	9 (Munoz, Y)	12 (Haley, J)
W	14 (Irvin, C)	7 (Windle, T)	5 (Sanchez, C)	6 (Multiple)	8 (Skirrow, N)
L	13 (Eshelman, T)	8 (Viza, T)	11 (Parkinson, D)	7 (Multiple)	5 (Zeuch, T.J.)
ERA*	2.57 (Irvin, C)	2.48 (Garcia, E)	4.06 (Paulino, D)	2.41 (Plassmeyer, M)	2.90 (Walker, J)
G	63 (Beato, P)	42 (Windle, T)	44 (Singer, J)	52 (Duron, N)	49 (Bowden, B)
GS	26 (Eshelman, T)	19 (De Los Santos, E)	18 (Parkinson, D)	21 (Sanchez, R)	20 (Nelson, N)
CG	1 (4 players)	1 (Eshelman, T)	1 (Eastman, C)	1 (Eastman, C)	1 (Zeuch, T.J.)
SHO	1 (2 players)	---	--	--	--
SV	35 (Beato, P)	8 (Garcia, E)	5 (Llovera, M)	7 (Duron, N)	6 (Bellatti, A)
IP	161.1 (Irvin, C)	94.0 (De Los Santos, E)	78.1 (Parkinson, D)	93.2 (Marvel, J)	101.2 (Skirrow, N)
H	189 (Eshelman, T)	113 (Irvin, C)	109 (Parkinson, D)	114 (Marvel, J)	126 (Skirrow, N)
ER	91 (Eshelman, T)	57 (Viza, T)	69 (Parkinson, D)	63 (Marvel, J)	66 (Skirrow, N)
BB	45 (Eshelman, T)	54 (Dohy, K)	48 (Sanchez, C)	44 (Eastman, C)	75 (Skirrow, N)
K	131 (Irvin, C)	83 (Dohy/De Los Santos)	89 (Sanchez, C)	83 (Sanchez, R)	79 (Skirrow, N)
OBA*	.227 (Irvin, C)	.152 (Garcia, E)	.211 (Sanchez, C)	.211 (Plassmeyer, M)	.221 (Walker, J)

YEAR-BY-YEAR TEAM SPLITS

AVG	.245 (13)	.270 (T-5)	.236 (17)	.248 (12)	.264 (6)
AB	4562 (11)	4722 (4)	4118 (17)	4838 (18)	4866 (18)
R	620 (3)	702 (T-8)	564 (17)	726 (14)	857 (7)
H	1119 (13)	1273 (5)	971 (18)	1201 (15)	1285 (9)
2B	230 (10)	254 (T-11)	188 (17)	275 (6)	260 (12)
3B	21 (11)	28 (5)	25 (3)	20 (t-16)	31 (t-6)
HR	145 (1)	160 (9)	88 (20)	136 (17)	213 (5)
RBI	590 (3)	665 (9)	520 (17)	666 (14)	817 (6)
BB	489 (1)	494 (6)	513 (7)	633 (t-5)	697 (10)
K	1213 (3)	1299 (10)	1071 (16)	1272 (t-14)	1268 (15)
SB	60 (13)	68 (10)	81 (12)	152 (9)	180 (4)
E*	77	116 (T-14)	72 (2)	96 (5)	88 (3)
ERA*	3.63 (4)	5.23 (10)	5.03 (14)	4.85 (15)	5.07 (10)
CG	3 (T-3)	1 (T-5)	1 (t-5)	1 (t-4)	1 (t-6)
SHO	13 (3)	3 (T-13)	5 (18)	4 (t-18)	7 (t-4)
SV	46 (2)	35 (T-5)	23 (16)	32 (t-12)	31 (t-7)
IP	1221 (1)	1206.0 (7)	1082.2 (16)	1274.1 (18)	1268.1 (t-17)
H*	1112 (10)	1210 (6)	1036 (12)	1236 (11)	1224 (6)
R*	555 (10)	790 (13)	668 (15)	741 (11)	773 (6)
ER*	492 (10)	701 (12)	605 (15)	687 (13)	714 (9)
HR*	114 (6)	179 (9)	128 (5)	138 (2)	158 (5)
BB*	422 (9)	577 (14)	579 (20)	679 (t-19)	734 (16)
K	1072 (13)	1183 (10)	1113 (15)	1261 (18)	1207 (17)
OBA*	.242	.259 (3)	.251 (13)	.255 (14)	.255 (9)

* Ranked in ascending order (lowest is best)

YEAR-BY-YEAR STATISTICS

YEAR-BY-YEAR INDIVIDUAL TEAM LEADERS

STAT 2024

G 125 (Kingery, S)

AVG .268 (Kingery, S)

AB 463 (Kingery, S)

R 73 (Kingery, S)

H 124 (Kingery, S)

2B 25 (Stevenson, C)

3B 5 (Kingery/Stevenson)

HR 25 (Kingery, S)

RBI 72 (Hall, D)

BB 68 (Stevenson, C)

K 138 (Kingery, S)

SB 29 (Stevenson, C)

E 21 (Kingery, S)

W 9 (Buchanan, D)

L 12 (Abel, M)

ERA* 2.07 (Mercado, M)

G 46 (Bellatti, A)

GS 24 (Abel, M)

CG 2 (Phillips, T)

SHO --

SV 10 (Lazar, M)

IP 118.2 (Phillips, T)

H 141 (Abel, M)

ER 78 (Abel, M)

BB 78 (Abel, M)

K 117 (Abel, M)

OBA* .202 (Lazar, M)

YEAR-BY-YEAR TEAM SPLITS

AVG .245 (18)

AB 4815 (20)

R 717 (17)

H 1179 (20)

2B 224 (19)

3B 21 (14)

HR 181 (6)

RBI 682 (15)

BB 547 (18)

K 1325 (11)

SB 164 (9)

E* 126 (19)

ERA* 5.12 (19)

CG 3 (2)

SHO 1 (t-19)

SV 32 (t-11)

IP 1254 (20)

H* 1274 (13)

R* 798 (15)

ER* 714 (12)

HR* 165 (t-7)

BB* 662 (15)

K 1192 (19)

OBA* .264 (18)

* Ranked in ascending order (lowest is best)

YEAR-BY-YEAR STATISTICS

YEAR-BY-YEAR MICELLANEOUS RECORDS (W-L)

	2008	2009	2010	2011	2012	2013
Overall	55-89	71-73	58-86	80-64	75-68	72-72
Postseason	---	---	---	4-3	---	---
Home	31-41	38-34	31-41	39-33	45-26	40-32
Away	24-48	33-39	27-45	41-31	30-42	32-40
vs. RHP (starters)	39-64	53-56	43-65	64-38	54-47	54-55
vs. LHP (starters)	16-25	18-17	15-21	16-26	21-21	19-17
vs. North Div.	22-58	42-38	37-43	43-37	42-37	38-42
vs. South Div.	19-13	16-16	9-23	19-13	17-15	19-13
vs. West Div.	14-18	13-19	12-20	18-14	16-16	15-17
Day (inc. morning)	7-16	12-19	13-15	17-12	13-12	18-21
Night	48-73	59-54	45-71	63-52	62-56	54-51
Morning (pre 11:30)	1-1	2-2	3-1	3-2	3-2	0-5
Extra Innings	6-6	7-8	3-11	7-4	10-3	4-4
One-Run Games	20-29	16-22	16-35	25-15	27-17	21-17
Three or Less	35-54	36-48	41-63	56-42	56-34	43-40
Shutouts	6-8	10-10	5-10	12-11	12-13	12-12
Scoring First	39-25	49-28	40-31	47-17	45-25	46-24
Opponent First	16-64	22-45	18-55	33-47	30-43	26-48
Leading after 5	42-10	51-15	40-14	50-4	51-10	54-12
Trailing after 5	5-69	9-49	11-58	15-53	14-51	10-50
Tied after 5	8-10	11-9	7-14	15-7	10-7	8-10
Monday	8-13	7-13	8-11	12-12	10-9	11-10
Tuesday	9-8	11-8	10-9	11-10	9-8	9-10
Wednesday	5-14	8-5	7-9	7-7	11-7	8-9
Thursday	12-11	13-11	8-15	10-12	14-7	6-15
Friday	8-14	14-8	2-19	11-8	14-8	12-8
Saturday	7-15	9-15	12-12	15-6	8-15	14-10
Sunday	6-14	9-13	11-11	14-9	9-14	12-11
April	3-24	9-11	10-12	12-11	13-11	11-15
May	15-15	11-18	9-19	19-9	17-13	15-14
June	15-14	18-11	13-17	15-14	16-11	19-10
July	15-12	13-15	12-16	16-13	14-17	11-17
August	7-23	14-16	11-19	14-17	14-15	16-14
September (reg)	0-1	6-2	3-3	4-0	1-1	0-2
Travel Days	0-5	3-2	0-9	7-3	0-3	2-3
Series Openers	19-23	25-18	15-29	25-15	25-18	21-21
Series Finales	14-27	19-24	18-22	24-19	25-18	19-22
Rubber Matches	0-0	0-2	2-0	2-0	3-3	1-0
Doubleheaders	3-3	4-8	2-6	5-9	10-6	7-9
Sweep Swept Split	1/1/1	1/2/3	0/2/2	0/2/5	2/0/6	1/2/5
2-G Series	0-5-4	2-1-9	1-4-7	6-3-3	4-1-6	1-4-3
Sweep Swept Split	0/5/4	2/1/9	1/4/7	6/3/3	4/1/6	1/4/3
3-G Series	2-3	2-3	3-2	3-3	4-4	5-1
Sweep Swept	0/1	0/1	0/0	1/0	1/0	1/1
4-G Series	7-12-8	9-10-6	4-13-9	8-3-13	7/6/8	11-9-7
Sweep Swept Split	0/6/8	2/3/6	1/3/9	0/0/13	2/2/8	1/2/7
5-G Series	0-0	1-0	0-0	0-1	0-1	0-0
Sweep Swept	---	0/0	---	0/0	0/0	0-0

YEAR-BY-YEAR STATISTICS

YEAR-BY-YEAR MICELLANEOUS RECORDS (W-L)

	2014	2015	2016	2017	2018	2019
Overall	66-78	63-81	85-58	80-62	84-56	66-74
Postseason	---	---	0-3	1-3	1-3	
Home	31-41	31-41	42-30	44-27	43-27	34-36
Away	35-37	32-40	43-28	36-35	41-29	32-38
vs. RHP (starters)	52-52	43-57	48-39	59-45	62-37	50-60
vs. LHP (starters)	14-26	20-24	37-19	21-17	22-19	16-14
vs. North Div.	35-45	41-48	50-38	54-36	57-32	47-44
vs. South Div.	20-12	10-18	21-7	11-16	12-12	9-16
vs. West Div.	11-21	12-15	14-13	15-10	15-12	10-14
Day (inc. morning)	20-13	12-20	20-12	23-10	24-14	12-21
Night	46-65	51-61	62-44	57-52	60-42	54-53
Morning (pre 11:30)	4-1	3-1	3-2	2-0	2-1	1-4
Extra Innings	5-5	10-8	10-6	8-5	11-6	4-5
One-Run Games	26-19	21-24	26-21	23-14	28-19	16-20
Three or Less	49-45	45-46	51-39	50-37	58-35	10-13
Shutouts	9-12	10-9	18-8	15-12	13-10	3-8
Scoring First	47-25	51-24	60-16	52-18	54-17	36-23
Opponent First	19-53	12-57	25-42	28-44	30-39	32-48
Leading after 5	47-14	44-14	66-11	56-10	56-11	45-10
Trailing after 5	10-52	8-56	8-39	12-45	9-38	12-54
Tied after 5	9-12	11-11	11-8	12-7	19-7	8-10
Monday	7-11	7-10	7-9	8-6	8-7	5-8
Tuesday	8-11	12-6	15-7	12-7	11-9	7-10
Wednesday	9-8	9-12	12-9	14-7	9-14	10-13
Thursday	11-11	8-13	11-8	10-11	11-6	12-10
Friday	9-11	8-14	12-11	7-11	14-5	10-13
Saturday	11-14	10-12	15-7	13-11	19-6	14-8
Sunday	11-12	9-14	13-7	16-9	12-9	9-11
April	11-14	6-16	12-10	12-11	11-11	16-8
May	18-13	14-16	14-15	24-5	18-12	11-6
June	11-17	12-16	20-10	14-14	18-10	11-17
July	11-18	15-12	20-7	15-13	19-8	14-14
August	15-15	15-15	16-14	11-19	16-14	13-18
September (reg)	0-1	1-6	3-2	4-0	2-1	1-1
Travel Days	4-5	4-4	3-6	3-3	2-2	14-16
Series Openers	20-24	18-28	24-24	23-19	27-16	19-26
Series Finales	22-19	15-28	30-16	23-19	24-19	20-23
Rubber Matches	0-1	6-7	6-1	8-5	6-6	6-3
Doubleheaders	8-7	3-5	9-3	15-4	10-4	10-6
Sweep Swept Split	2/1/4	0/1/2	4/1/1	6/1/2	3/0/4	3/2/2
2-G Series	3-5-4	1-3-3	2-2-7	0-0-0	1-0-3	0-4-3
Sweep Swept Split	3/5/4	1/3/3	2/2/7	0/0/0	0/0/0	0/1/3
3-G Series	0-3	12-13	16-7	16-10	15-11	14-14
Sweep Swept	0/0	2/4	6/2	5/2	6/2	3/4
4-G Series	6-11-7	3-7-4	6-1-5	4-4-8	5-0-6	2-3
Sweep Swept Split	1/1/7	0/1/4	0/0/5	3/0/8	0/0/0	0/0/2
5-G Series	2-0	0-0	0-0	0-0	2-0	2-0
Sweep Swept	0/0	0/0	0/0	0/0	0/0	0/0

YEAR-BY-YEAR STATISTICS

YEAR-BY-YEAR MICELLANEOUS RECORDS (W-L)

	2021	2022
Overall	53-75	76-72
Postseason	--	--
Home	29-36	38-36
Away	24-39	38-36
vs. RHP (starters)	38-54	55-52
vs. LHP (starters)	15-21	21-20
vs. East Div.	53-75 (NE	65-65
vs. South Div.	Div)	--
vs. West Div.	--	11-7
Day (inc. morning)	--	16-13
Night	11-14	60-59
Extra Innings	42-61	2-5
One-Run Games	7-4	21-22
Two-Run Games	17-19	11-12
Shutouts	6-13	4-8
Scoring First	5-8	47-24
Opponent First	39-29	29-48
Leading after 5	14-46	53-14
Trailing after 5	40-9	13-47
Tied after 5	7-60	6-10
Monday	6-6	1-0
Tuesday	--	11-11
Wednesday	10-11	9-14
Thursday	10-7	8-14
Friday	4-15	14-13
Saturday	10-11	18-8
Sunday	11-17	14-12
April	8-13	12-11
May	--	14-12
June	13-11	14-12
July	9-18	14-10
August	13-12	14-12
September (reg)	12-14	8-15
October	7-17	--
Travel Days	0-3	11-10
Series Openers	6-10	10-14
Series Finales	10-12	13-11
Rubber Matches	8-13	0-0
Doubleheaders	1-0	7-5
Sweep Swept Split	6-10	1/0/5
3-G Series	2/4/4	1-0
Sweep Swept	--	---/---
4-G Series	--	--
Sweep Swept	--	--
Split	--	--
5-G Series	--	--
Sweep Swept	--	10-8
6-G Series	4-7	0/0
Sweep Swept	0/1	0/0

YEAR-BY-YEAR STATISTICS

YEAR-BY-YEAR MICELLANEOUS RECORDS (W-L)

	2023			2024		
	TOTAL	HOME	ROAD	TOTAL	HOME	ROAD
Overall Record	80-66	44-30	36-36	68-78	36-39	32-39
First Half	36-37	18-18	18-19	34-39	18-21	16-18
Second Half	44-29	25-12	19-17	34-39	18-18	16-21
Number of Days In						
1st Place	28			10		
2nd Place	21			23		
3rd Place	6			2		
4th Place	5			0		
5th Place	0			3		
6th Place	3			2		
7th Place	11			4		
8th Place	9			3		
9th Place	14			8		
10th+Lower Place	44			87		
vs. East Division	71-57	39-22	32-35	64-76	36-39	28-37
vs. West Division 9-9	4-8	5-1		4-2	0-0	4-2
Day Games	22-11	11-3	11-8	13-25	5-11	8-14
Night Games	58-54	32-26	26-28	55-52	31-28	24-24
IronPigs Score 1st	50-24	22-10	28-15	42-29	16-11	26-18
Opponent Scores 1st	31-41	21-20	10-21	25-44	19-26	6-18
LHV Score 4+	75-33	40-17	34-17	62-30	31-15	31-15
LHV Score 3-	5-33	3-13	2-20	5-48	4-24	1-24
LHV Allow 4+	37-63	15-28	22-35	27-71	15-36	12-35
LHV Allow 3-	44-4	27-3	17-13	41-7	21-3	20-4
Games Won in Last AB	18-17	12-6	6-11	19-13	14-5	5-8
Walk-Off Decisions	7-9	7-0	0-9	8-5	8-0	0-5
vs. RH Starters	57-47	31-19	26-28	47-61	29-31	18-30
vs. LH Starters	23-20	13-11	10-9	21-18	8-8	13-10
LHV Starter 6+ Innings	27-5	18-1	9-4	25-13	15-7	10-6
LHV Starter 7+ Innings	10-0	5-0	0-0	8-3	4-2	4-1
LHV Starter 8+ Innings	2-0	2-0	0-0	1-0	1-0	0-0
OPP Starter 6+ Innings	10-15	6-4	4-9	3-13	2-6	1-7
OPP Starter 7+ Innings	0-6	0-2	0-4	0-0	0-0	0-0
OPP Starter 8+ Innings	0-0	0-0	0-0	0-0	0-0	0-0
LHV Quality Start 26-4	17-0	9-4	0-0	24-11	14-5	10-6
OPP Quality Start 9-13	5-4	4-9		2-13	1-6	1-7
When LHV Hit a HR	68-40	35-19	33-21	57-32	32-22	25-20
When LHV Hits No HR	11-25	8-11	3-14	10-36	5-17	5-19
When LHV Hit Mult. HR	46-22	25-10	21-12	30-12	16-9	14-2
When OPP Hit a HR	43-47	22-23	20-25	41-54	25-28	16-26
When OPP Hits No HR	33-18	20-7	13-11	24-21	9-7	15-14
When OPP Hit Mult. HR	15-28	8-11	7-17	15-27	10-13	5-14
Out Hitting Opponents	62-3	35-5	29-4	47-11	23-6	25-5
Out Hit by Opponents	11-52	4-23	7-29	15-60	12-30	3-29
Equal # of Hits	7-4	2-1	5-3	7-7	2-3	5-4
LHV Get 10+ Hits	39-12	18-7	21-5	34-12	13-5	21-7
Opp. Gets 10+ Hits	10-30	5-12	5-18	13-43	6-21	7-22
LHV Get 5/Fewer Hits	1-17	1-5	0-12	6-23	3-11	3-12
Opp Gets 5/Fewer Hits	17-4	8-2	9-2	15-5	8-2	7-3
Commit 0 Errors 49-31	26-14	23-17		36-29	18-11	18-18
Commit 1-2 Errors	28-32	14-16	14-16	29-42	17-24	12-18
Commit 3+ Errors	1-3	1-0	0-3	3-7	1-4	2-3
One Run Games	19-22	12-8	7-14	13-15	8-6	5-9
Two Run Games	15-12	9-7	6-6	19-11	10-5	9-6
5+ Run Games	23-14	11-4	12-10	19-26	6-15	13-11
Shutouts	7-1	4-0	3-1	5-8	0-1	1-7
Leading After 7th	66-10	34-3	32-7	52-4	24-2	28-2
Tied After 7th	9-5	4-2	5-3	11-9	7-3	4-6
Trailing After 7th	5-49	4-24	1-25	5-65	5-34	0-31
Leading After 8th	57-5	34-1	23-4	49-3	28-1	21-2
Tied After 8th	7-8	2-4	5-4	6-6	3-3	3-3
Trailing After 8th	6-45	4-20	2-25	3-63	3-31	0-32
Extra Innings Games	7-8	3-3	4-5	3-5	2-2	1-3
Doubleheaders	10-6	6-2	6-2	10-6	2-4	8-2
Following a Win	42-34	22-15	20-19	29-38	18-21	11-17
Following a Loss	35-31	19-13	16-18	37-40	20-17	17-23
Following an Off-Day	13-14	8-7	5-7	11-15	4-9	7-6
Day-After-Night Game	13-8	7-1	6-7	9-14	5-7	4-7
Series Records						
Overall Series	13-7-4	7-3-2	6-4-2	10-10-7	5-5-4	5-5-3
Sweeps	3-0	2-0	1-0	0-0	0-0	0-0
First Game	12-14	6-7	6-7	11-15	5-9	6-6
Second Game	19-7	10-3	9-4	15-11	7-6	8-6
Third Game	11-13	5-7	6-6	12-14	6-9	6-5
Fourth Game	13-11	6-6	7-5	11-12	7-4	4-8
Fifth Game	12-11	8-3	4-8	11-12	7-4	5-8
Sixth Game	11-10	8-3	3-7	8-12	4-6	4-6
Seventh Game	0-1	0-0	0-1	0-2	0-1	0-1
Record by Month						
March	1-0	0-0	1-0	1-2	1-2	0-0
April	11-14	6-6	5-8	10-12	5-7	5-5
May	13-13	6-8	5-6	10-18	3-9	7-9
June	12-12	7-6	5-6	17-9	9-3	8-6
July	15-8	8-4	7-4	14-9	8-4	6-5
August	16-12	11-4	5-8	10-15	7-9	3-6
September	12-7	5-2	7-5	6-13	3-5	3-8
Record by Day						
Monday	1-1	1-1	0-0	0-0	0-0	0-0
Tuesday	10-12	5-6	5-6	9-13	4-7	5-6
Wednesday	15-8	8-4	7-4	13-12	6-8	7-4
Thursday	11-11	5-6	6-6	13-10	6-4	7-6
Friday	11-14	5-7	6-7	9-13	6-6	3-7
Saturday	16-11	9-4	7-7	16-12	10-5	6-7
Sunday	14-9	10-1	4-8	8-18	4-9	4-9

FIELDING RECORDS

INDIVIDUAL SINGLE-SEASON FIELDING RECORDS

CATCHER

Fielding%	1.000	Last: 2023; Friscia, Hicks
Putouts	916	Jason Jaramillo (2008)
Assists	76	Erik Kratz (2011)
Doubleplays	1	Aramis Garcia (2024)
Caught Stealing%	46.7%	Logan Moore (2015)
Errors	16	Jason Jaramillo (2008)

SHORTSTOP

Fielding%	1.000	Dalton Guthrie (2023)
Putouts	194	Brian Bocock (2010)
Assists	333	Andres Blanco (2012)
Doubleplays	79	Andres Blanco (2012)
Errors	22	Chase d'Arnaud (2015)

FIRST BASE

Fielding%	1.000	Last: '23; Clemens, Hicks, Ortiz
Putouts	954	Cody Overbeck (2012)
Assists	82	Darick Hall (2024)
Doubleplays	97	Cody Overbeck (2012)
Errors	8	Andy Tracy (2009) Rhys Hoskins (2017)

OUTFIELD

Fielding%	1.000	Multiple
Putouts	311	Jason Ellison (2009)
Assists	15	Brandon Moss (2011) T.J Bohn (2008)
Doubleplays	5	Derrick Mitchell (2012)
Errors	8	Leandro Castro (2013)

SECOND BASE

Fielding%	1.000	Last: '23; Machin, Kingery
Putouts	189	Josh Barfield (2011)
Assists	302	Josh Barfield (2011)
Doubleplays	77	Josh Barfield (2011)
Errors	14	Jim Haley (2024)

PITCHER

Putouts	18	Tyler Phillips (2024)
Assists	27	David Buchanan (2016)
Doubleplays	4 (2x)	David Buchanan (2016) Les Walrond (2008)
Caught Stealing%	63%*	J.A. Happ (2008)
Errors	4	Ricardo Pinto (2017)

THIRD BASE

Fielding%	.969	Vimael Machin (2023)
Putouts	69	Maikel Franco (2014)
Assists	202	Cody Asche (2013)
Doubleplays	18	Cody Asche (2013)
Errors	19	Cody Ransom (2010)

* Minimum of 10 attempts

ALL-TIME GAMES, BY POSITION (TOP 5)

CATCHER

Erik Kratz	143
Paul Hoover	127
Aramis Garcia	117
Jason Jaramillo	113
Andrew Knapp	108

THIRD BASE

Mitch Walding	187
Maikel Franco	147
Cody Asche	112
Pete Orr	98
Brennan King	92

STARTING PITCHER

David Buchanan	70
Brian Mazone	67
Drew Carpenter	53
Tom Eshelman	48
Jake Thompson	47

FIRST BASE

Darick Hall	321
Andy Tracy	295
Cody Overbeck	283
Brock Stassi	118
Rhys Hoskins	105

SHORTSTOP

Scott Kingery	215
J.P. Crawford	200
Brian Bocock	200
Andres Blanco	158
Freddy Galvis	120

RELIEF PITCHER

Phillippe Aumont	130
Pedro Beato	115
Cesar Jimenez	109
Luis Garcia	98
Mike Zagurski	98

SECOND BASE

Scott Kingery	165
Cesar Hernandez	130
Josh Barfield	108
Kevin Frandsen	105
Haley/Henson	94

OUTFIELD

Rich Thompson	438
John Mayberry Jr.	255
Cam Perkins	236
Leandro Castro	233
Nick Williams	231

IRONPIGS AWARDS

I.L. MIDSEASON ALL-STARS (ALL-STAR GAME SELECTIONS)

2008	2011	2016	2019
Mike Cervenak, OF (DNP-promotion)	Erik Kratz, C (0-2)	Andrew Knapp, C (1-2, HR, RBI, R)	Austin Davis Deivy Grullon (DNP - Injury)
Jason Jaramillo, C (0-1)	Michael Schwimer, RHP 🍷 (H, 0.2 ip)	Edward Mujica, RHP (SV, 0.1 ip)	* Starter 🍷 Selected as Starter
Brian Mazone, LHP (n/d, 1.0 ip, 1 k)	Mike Zagurski, LHP (H, 0.2 ip, 1 k)	Cam Perkins, OF* (0-3, RBI)	
2009	2012	2017	
Drew Carpenter, RHP (W, 1.0 ip, 3 k)	Tyler Cloyd, RHP* (L, 1.0 ip, 3 h, 2 r)	Tom Eshelman, RHP* (2.0 IP, H, R, ER)	
Mike Cervenak, 3B* (0-3)	Kevin Frandsen, INF (0-2)	Jorge Alfaro, C (0-2)	
Andy Tracy, DH* (0-2)	2013 Cody Asche, 3B (0-1)	Rhys Hoskins, 1B (DNP-Futures Game)	
2010 Nate Bump, RHP (n/d, 1.0 ip, 1 h)	Cesar Hernandez, 2B (DNP-team request)	Pedro Beato, RHP (DNP-Personal)	
Scott Mathieson, RHP (DNP)	2014 Luis Garcia, RHP (0.1 IP, H)	Dylan Cozens, OF (DNP-Personal)	
Cody Ransom, 3B 🍷 (DNP-promotion)	2015 Tyler Henson, INF/OF (1-3, RBI, SB) (GW-Single, T9)	2018 Joey Meneses* Cole Irvin 🍷 Enyel De Los Santos (DNP - Futures Game)	
Andy Tracy, 1B* (1-2)			

HR DERBY PARTICIPANTS: 2009 Andy Tracy 2010 Andy Tracy 2018 Joey Meneses

I.L. POSTSEASON ALL-STARS

2009	2013	2016	2018	
Andy Tracy, 1B .254-26-94 in 129 G	Cesar Hernandez, 2B .304-2-34, 32 SB in 104 G	Jake Thompson 11-5, 2.50 in 21 GS	Joey Meneses .311-23-82 in 130 G	Pedro Beato 8-4, 3.04, 35 SV in 63 G
2012	2015	2017		2023
Tyler Cloyd, SP 12-1, 2.35 in 22 GS	Cody Asche, 3B .295-15-68 in 104 G	Rhys Hoskins .284-29-91 in 115 G	Cole Irvin 14-4, 2.57 in 25 GS	Weston Wilson .259-31-86 in 125 G
	Brian Bogusevic .296-12-57, 24 SB in 118 G	Pedro Beato 1-3, 2.75, 33 SV in 52 G	Mitch Walding .265-19-69 in 119 G	

TRIPLE-A ALL-STAR GAME IN THE LEHIGH VALLEY (JULY 10, 2010)

The IL erased a 1-0 deficit with a 2-run 6th inning that featured a game-tying double by Syracuse's Chase Lambin -- who earned game MVP honors -- and a game-winning single by Durham's Elliot Johnson. Hometown hero Andy Tracy broke up the PCL no-hitter with a single in the 5th.

	1	2	3	4	5	6	7	8	9	R	H	E
PCL	0	1	0	0	0	0	0	0	0	1	5	0
IL	0	0	0	0	2	0	0	x	0	2	5	0
A:	10,000											
TOG:	2:22											

W: Anthony Slama L: Josh Banks
SV: Jonathan Albaladejo
HR: None



IRONPIGS AWARDS

INTERNATIONAL LEAGUE AWARDS

I.L. PLAYER OF THE MONTH:

2010
Andy Tracy
June: .355-4-19 in 30 G

2016
Phil Klein
August: 4-0, 1.06 in 5 GS

2017
Tom Eshelman
May: 3-0, 1.40 in 5 GS

2018
Mitch Walding
July: .326-10-26

2022
Michael Plasmeyer
August: 3-0, 1.17 in 4 GS

2022
Michael Plasmeyer
August: 3-0, 1.17 in 4 GS

2023
Jake Cave
May: .400-7-22

2024
Cal Stevenson
July: .373/.505/.600, 1.105 OPS

I.L. MOST VALUABLE PLAYER:

2017
Rhys Hoskins
.284-29-91 in 115 G

2018
Joey Meneses
.311-23-82 in 130 G

I.L. MOST VALUABLE PITCHER:

2012
Tyler Cloyd
12-1, 2.35 in 22 GS

2016
Jake Thompson
11-5, 2.50 in 21 GS

2018
Cole Irvin
14-4, 2.57 ERA in 25 GS

I.L. ROOKIE OF THE YEAR:

2017
Rhys Hoskins
.284-29-91 in 115 G

2018
Joey Meneses
.311-23-82 in 130 G

I.L. BATTER OF THE WEEK:

2008
Andy Tracy
6/23-6/29: .520-2-6
Andy Tracy
8/4-8/10: .526-4-8

2009
Andy Tracy
6/15-21: .381-3-10
Michael Taylor
8/10-16: .417-2-8

2010
John Mayberry
4/12-4/18: .524-1-5

2011
Jeff Larish
5/30-6/5: .478-4-12

2012
John Suomi
5/29-6/4: .600-2-7

2013
Cesar Hernandez
7/1-7/8: .375-0-3

2014
Cesar Hernandez
7/1-7/8: .375-0-3

2015
Brian Bogusevic
5/4-5/10: .423-1-6

2017
Dylan Cozens
5/8-5/14: .393-4-8
Nick Williams
5/22-5/28: .435-5-15

2018
Joey Meneses
4/29-5/6: .520-2-8
Joey Meneses
5/14-5/20: .478-4-7
Dylan Cozens
7/23-7/29: .476-4-13
Joey Meneses
7/30-8/5: .400-4-11

2021
Cornelius Randolph
5/17-5/23: .591-3-9

2023
Drew Ellis
5/15-5/21: .438-4-13
Jake Cave
5/22-5/28: .474-3-7

2024
Weston Wilson
6/24-6/30: .417-4-6

I.L. EXECUTIVE OF THE YEAR:

2009
Kurt Landes

2010
Kurt Landes

I.L. PITCHER OF THE WEEK:

2009
Justin Lehr
4/13-19: 2-0, 1.43, 2 GS
Justin Lehr
5/4-10: 2-0, 1.35, 2 GS

2010
Nelson Figueroa
6/8-14: 2-0, 0.00, 2 GS

2011
Brian Gordon
5/9-16: 1-0, 0.66, 2 GS

2012
Tyler Cloyd
4/5-9: 1-0, 0.00, 1 GS
Scott Elarton
4/30-5/7: 2-0, 0.75, 2 GS

2013
Adam Morgan
4/8-15: 1-0, 0.00, 1 GS
Ethan Martin
6/24-7/1: 2-0, 0.64, 2 GS

Greg Smith
7/15-22: 1-0, 0.00, 1 GS

2014
Greg Smith
4/14-20: 1-0, 0.00, 1 GS
Brad Lincoln
6/2-8: 2-0, 0.00, 2 GS

2015
Jesse Biddle
7/13-19: 1-0, 0.00, 1 GS
Jerad Eickhoff
8/3-8/9: 2-0, 0.64, 2 GS

2016
Zach Eflin
4/11-17: 2-0, 0.64, 2 GS

Ben Lively
6/6-12: 2-0, 0.69, 2 GS
David Buchanan
7/18-24: 2-0, 0.65, 2 GS

Adam Morgan
8/1-7: 2-0, 1.23, 2 GS
Phil Klein
8/8-14: 1-0, 0.69, 2 GS
Ben Lively
8/29-9/5: 1-0, 0.00, GS

2018
Cole Irvin
5/7-5/13: 2-0, 0.56 in 2 S
6/4-6/10: 2-0, 2.08 in 2 S

2019
Enyel De Los Santos
4/8-4/14: 1-0, 0.00 in 1 S
Nick Pivetta
5/13-19: 1-0, 1.29 in 1 S

2024
Seth Johnson
8/27-9/1: 1-0, 6IP, OR, 5K

IRONPIGS AWARDS

BASEBALL AMERICA AWARDS

MILB MANAGER OF THE YEAR:

2011

Ryne Sandberg
80-64

MILB POSTSEASON ALL-STAR

2011

Michael Schwimer
9-1, 1.85 in 47 G

2017

Rhys Hoskins
.284-29-91 in 115 G

2016

Jake Thompson
11-5, 2.50 in 21 GS

2023

Orion Kerkering
0-0, 0.00 in 1G



RYNE SANDBERG / photo by Digital Photographic Imaging

IRONPIGS GRAND SLAM HISTORY (50)

DATE	PLAYER	OPPONENT	DATE	PLAYER	OPPONENT
6/19/08	John Knott	at Charlotte	5/18/17	Rhys Hoskins	at Rochester
6/16/09	David Newhan	at Durham	7/25/17	Brock Stassi	vs. Gwinnett
6/22/09	Jason Ellison	at Norfolk	7/26/17	J.P. Crawford	vs. Gwinnett
7/11/09	J.J. Furmaniak	at Rochester	4/12/18	Matt McBride	vs. Louisville
8/13/09 *	Andy Tracy	vs. Louisville	4/27/18	Roman Quinn	vs. Scranton/WB
5/12/10 #	John Mayberry	at Charlotte	4/18/19	Dylan Cozens	vs. Scranton/WB
5/28/10	Andy Tracy	at Columbus	5/21/19	Matt McBride	vs. Syracuse
7/5/10	Andy Tracy	vs. Pawtucket	5/24/19	Gift Ngoepe	vs. Buffalo
7/21/10 #	Brian Bocoek	at Indianapolis	8/6/21	Darick Hall	vs. Buffalo
9/1/10	Andy Tracy	at Pawtucket	8/29/21	Darick Hall	vs. Scranton/WB
5/5/11	Brandon Moss	at Columbus	5/15/22	Austin Wynns	vs. Buffalo
4/12/12	Tuffy Gosewisch	vs. Syracuse	6/3/22 G1	Jorge Bonifacio	at Scranton/WB
6/2/12	Derrick Mitchell	vs. Patucket	7/17/22	Josh Ockimey	at Charlotte
6/10/12	Erik Kratz	at Syracuse	7/26/23	Aramis Garcia	vs. Syracuse
7/5/12	Tug Hulett	at Scranton/WB	8/1/23	Scott Kingery	vs. Buffalo
7/15/12	Cody Overbeck	at Norfolk	8/8/23	Kody Clemens	at Rochester
7/23/12	Andres Blanco	vs. Colorado	8/11/23	Cal Stevenson	at Rochester
4/18/13	Cody Overbeck	at Pawtucket	9/2/23	Kody Clemens	vs. Syracuse
5/11/13	Cody Asche	at Durham	9/7/23	Rafael Marchan	at Buffalo
5/4/14	Tyler Henson	at Gwinnett	3/29/24#	Rodolfo Castro	vs. Worcester
8/26/14	Maikel Franco	vs. Pawtucket	5/21/24g2	Cal Stevenson	at Rochester
5/23/15	Brian Bogusevic	vs. Charlotte	7/10/24	Scott Kingery	vs. Buffalo
8/31/15 (PH)	Jordan Danks	at Syracuse	9/22/24#	Darick Hall	vs. Worcester
5/29/16	Cameron Perkins	vs. Louisville			PH - Pinch-Hit Grand Slam
6/11/16	Darin Ruf	vs. Durham			* First Grand Slam in Coca-Cola Park
4/19/17	Dylan Cozens	vs. Columbus			# Denotes Game Winning Grand Slam
5/7/17	Rhys Hoskins	at Buffalo-G2			🏠 Denotes Inside-The-Park Grand Slam

IRONPIGS PINCH-HIT HOME RUN HISTORY (15)

DATE	PLAYER	OPPONENT	DATE	PLAYER	OPPONENT
7/17/10 #	Joe Savery	at Louisville	5/22/21	Cornelius Randolph	at Syracuse
8/7/10 **	Brian Mazone	vs. Gwinnett	5/23/21	Ryan Cordell	at Syracuse
4/17/11	Delwyn Young	at Syracuse	4/28/24	Nick Podkul	vs. Charlotte
4/11/12	Joe Thurston	vs. Syracuse			
5/12/12	Erik Kratz	at Louisville			
4/28/13	Josh Fields	at Louisville			
6/5/14 #	Greg Smith	vs. Louisville			
6/10/14	Rusty Ryal	vs. Indianapolis			
8/24/14	Tyler Henson	vs. Syracuse			
8/30/15	Russ Canzler	at Syracuse			
8/31/15 (GS)	Jordan Danks	at Syracuse			
7/21/16	Darin Ruf	at Louisville			
7/17/10 #	Joe Savery	at Louisville			
5/24/17	Nick Williams	vs. Indianapolis			

GS - Grand Slam

* First Pinch-Hit Home Run in Coca-Cola Park

Pinch-Hit Home Run by a Pitcher

FRANCHISE FIRSTS

TEAM FIRSTS:

Game: 4/3/08: IronPigs @ Scranton/Wilkes-Barre Yankees (L, 4-0)
First Pitch: 7:07 p.m. (SWB's KEI Igawa to Brandon Watson)
First IronPigs Pitch: J.A. Happ to SWB Yankees' Brett Gardner
First Pitch at Coca-Cola Park: 7:10 p.m. by J.D. Durbin to Richmond's Josh Anderson
Home Game: 4/11/08: Richmond Braves @ IronPigs (L, 6-0)
Win: 4/14/08: Richmond Braves @ IronPigs (W, 3-1)
Shutout: 5/13/08 vs. NOR, 7-0 (Les Walrond, 7.0 ip) and John Ennis (2.0 ip)
Walk-Off Victory: 5/9/08 vs. Columbus (10th; Solo HR Jon Knott off Schroder)
Extra-inning Game: 5/7/08 @ Toledo, 10 innings (L, 7-6)
Extra-inning Win: 5/9/08 vs. Columbus, 10 innings (W, 4-3)
Doubleheader: 5/19/08 @ Buffalo (L, 3-2 and W, 9-1)
Doubleheader Sweep: 6/11/08 vs. Buffalo (7-3 and 3-0)
Triple Play: 5/16/12 vs. IND (E. Kratz (2)-A. Blanco (6)-K. Frandsen (4); 8th inn.)
Ejection: T.J. Bohn, 4/9/08 @ PAW (7th; by Conroy, Argued out call at 1B)
ML Promotion: Chris Snelling, 4/13/08-6/10/08
ML Rehab: Shane Victorino, 4/26/08-4/27/08 vs. ROC

INDIVIDUAL FIRSTS (BATTING)

Batter: Brandon Watson, 4/3/08 (Struck out looking)
Baserunner: Brandon Watson, 4/3/08 @ SWB (Singled to CF in 7th, Scott Patterson)
Double: T.J. Bohn, 4/4/08 @ SWB (8th inning, Chris Britton)
Triple: Joey Hammond, 4/19/08 @ SYR (6th inning, Bubba Nelson)
Home Run: Andy Tracy, 4/4/08 @ SWB (2nd inning, Steven White)
Grand Slam: Jon Knott, 6/19/08 @ CHA (3rd inning, Jack Egbert)
Back-to-Back HR: Andy Tracy & Brennan King, 6/3/08 @ IND (4th inning off L. Munoz)
Base on Balls: Valentino Pascucci, 4/3/08 @ SWB (7th inning, Scott Patterson)
Intentional Walk: Brennan King, 4/15/08 vs. TOL (7th, Casey Fossum)
Reach on Error: Valentino Pascucci, 4/11/08 @ PAW (4th inning)
Stolen Base: Casey Smith, 4/7/08 @ PAW (4th inning, Michael Tejera)
Caught Stealing: Valentino Pascucci, 4/11/08 (4th inning)
Hit by Pitch: Chris Snelling, 4/7/08 @ PAW (3rd inning, M. Tejera)
Run Scored: Andy Tracy, 4/4/08 @ SWB (2nd inning)
Run Batted In: Andy Tracy, 4/4/08 @ SWB (2nd inning)
5-Hit Game: Michael Taylor, 8/12/09 vs. LOU
First Cycle: Michael Taylor, 8/12/09 vs. LOU

INDIVIDUAL FIRSTS (PITCHING)

Win: Ron Chiavacci, 4/14/08 vs. RIC
Loss: J.A. Happ, 4/3/08 @ SWB
Save: Matt Childers, 4/14/08 vs. RIC
Hit: J.A. Happ, 4/3/08 (HR by Jason Lane, 2nd)
Base on Balls: J.A. Happ, 4/3/08 (Alberto Gonzalez, 4th)
Intentional Walk: Vic Darensbourg, 4/4/08 @ SWB (Jason Lane, 8th)
Strikeout: J.A. Happ, 4/3/08 (Brett Gardner, 1st)
Hit Batsman: Vic Darensbourg, 4/4/08 @ SWB (Alberto Gonzalez, 8th)
Wild Pitch: Ron Chiavacci, 4/4/08 @ SWB (4th)
Shutout (7 inn.): Brian Mazone, 6/11/08 (3-0 vs. BUF-G2)
Shutout (9 inn.): Les Walrond, 7/6/08 (2-0 vs. LOU)

IRONPIGS 10th ANNIVERSARY TEAM

In a process that began on Nov. 28, 2016, the IronPigs unveiled the 13 players on their 10th Anniversary Team (2008-16). The three month process ran through Feb. 27, 2017, and was voted on via 4,488 fan votes on Twitter. Each member was selected from a field of the top four candidates at each position, as designated by IronPigs officials. Each candidate had to meet certain requirements, which included having played their listed position as a primary position for at least one season with Lehigh Valley. More information on the voting results and other contestants at each position appears below. All stats/records/notes are current as of the time of the voting.

RH Starter: Jake Thompson (38%)
Other Nominees: David Buchanan (25%), Tyler Cloyd (23%), Drew Carpenter (14%)

LH Starter: J.A. Happ (85%)
Other Nominees: Anthony Vasquez (7%), Brian Mazone (6%), Greg Smith (2%)

RH Reliever: Scott Mathieson (75%)
Other Nominees: Luis Garcia (11%), Michael Schwimer (8%), Phillippee Aumont (6%)

LH Reliever: Mike Zagurski
Other Nominees: Jake Diekman (36%), Cesar Jimenez (11%), Adam Loewen (12%)

Catcher: Erik Kratz (68%)
Other Nominees: Andrew Knapp (28%), Jason Jaramillo (5%), John Suomi (3%)

First Base: Andy Tracy (49%)
Other Nominees: Darin Ruf (34%), Cody Overbeck (9%), Russ Canzler (8%)

Second Base: Cesar Hernandez (43%)
Other Nominees: Kevin Frandsen (40%), Tyler Henson (14%), Josh Barfield (3%)

RIGHT-HANDED STARTING PITCHER



JAKE THOMPSON
 (2016)
 11-5, 2.50 ERA in 21 GS

Thompson won the 2016 IL Pitcher of the Year by going 11-5 with a 2.50 ERA in 21 starts while recorded 87 strikeouts in 129.2 IP. He nearly broke both the team single-season wins record (12) and ERA mark (2.50) before his promotion on Aug. 6. For the season, his ERA led all of Triple-A and ties him for the franchise career-record with Brian Gordon (2010-11). The Dallas native was in a five-way tie for most wins in the IL and finished with second in WHIP (1.10) behind teammate Ben Lively (0.93). He set a club record with a five-start winning streak from July 6-31 (5-0, 1.69).

Shortstop: Freddy Galvis (42%)
Other Nominees: J.P. Crawford (39%), Chase d'Arnaud (13%), Andres Blanco (6%)

Third Base: Maikel Franco (52%)
Other Nominees: Cody Asche (32%), Mike Cervanak (13%), Cody Ransom (3%)

Left Field: Darin Ruf (48%)
Other Nominees: Brandon Moss (25%), Nick Williams (21%), Leandro Castro (6%)

Center Field: Rich Thompson (56%)
Other Nominees: Cam Perkins (28%), Brian Bogusevic (11%), Brandon Watson (5%)

Right Field: Domonic Brown (43%)
Other Nominees: John Mayberry Jr. (41%), Steve Susdorf (14%), Jon Knott (2%)

Utility: Kevin Frandsen (52%)
Other Nominees: Mike Cevenak (21%), Tyler Henson (17%), Russ Canzler (10%)

LEFT-HANDED STARTING PITCHER



JA HAPP
 (2008, 2010)
 8-8, 3.78 ERA in 29 G, 27 GS

The 2008 Paul Owens Award Winner started in the franchise's first game on April 3, 2008, in a 4-0 loss to SWB. Happ rebounded to have a solid inaugural season -- going 8-7 with a 3.60 ERA in 24 G (23 GS). What made his season more impressive was that he posted an above .500 winning percentage (.533) for a team with the lowest (.403) in franchise history. In fact, LHV emerged victoriously in 12 of his final 17 appearances (70.6%) from May 9 on. He also racked up 151 SO, which ranked second in the IL and still stands as a franchise single-season record.

IRONPIGS 10th ANNIVERSARY TEAM

RIGHT-HANDED RELIEF PITCHER



SCOTT MATHIESON
(2010-11)

5-8, 3.07 ERA, 32 SV in 84 G

Mathieson holds the single-season records for games pitched (54) and saves (26) in his two years with the IronPigs from 2010-11. The Vancouver, BC, Canada, native is also listed on the all-time career list in multiple categories: ERA (5th, 3.07), games pitched (7th, 84), saves (2nd, 31) and strikeouts (9th, 166). In 2010 with the IronPigs, Mathieson was named a Phillies organizational All-Star by MiLB.com and was named to a mid-season All-Star in the IL. He also garnered the Pitcher of the Month award in the Phillies organization in May of 2010 with a 1-0 record, a microscopic 0.64 ERA and five saves.

LEFT-HANDED RELIEF PITCHER



MIKE ZAGURSKI
(2010-11)

6-3, 2.95 ERA, 14 SV, 20 HLD in 98 G

Zagurski's best season with LHV came in 2011, when he went 4-0 with a 2.65 ERA in 54.1 IP over 46 games. The Omaha native also converted a team-high 11 of 12 save opportunities and notched nine holds. His 11 saves rank tied for eighth on the all-time single-season list and his nine holds sit fifth. For his efforts, Zagurski was named a 2011 IL midseason All-Star. He is also ranked third on the single-season list for most games pitched in a season, when he appeared in 52 contests for the Pigs in 2010. He ranks among the best in multiple career statistics for Pigs pitchers: games (3rd, 98), saves (9th, 14) and holds (2nd, 20).

CATCHER



ERIK KRATZ
(2011-13, 2015)

.284-26-99 in 169 G, 38 2B

Kratz, who represented the Pigs on the 2011 midseason IL All-Star Team, is the career leader in many offensive categories among catchers - including games (169), AVG (.284), HR (26), RBI (99) and BB (66) accomplished over parts of four seasons. In addition, the Telford, Pa., native appears in the Top-10 all-time in AVG (8th), HR (5th), RBI (10th) and BB (66). In his all-star season of 2011, he posted single-season catcher records for AVG (.288), HR (15) and RBI (53) while finishing 21st in the IL in AVG and third among catchers.

FIRST BASE



ANDY TRACY
(2008-10)

.272-69-261 in 378 G, 207 BB

Tracy is the franchise career record-holder in HR (69), RBI (261) and BB (207) as compiled in 378 G during the first three seasons of IronPigs baseball. In fact, he has 30 HR and 99 RBI more than the second-place player on those lists (Overbeck). The 2009 and 2010 IL midseason All-Star is one of just two Pigs all-time to appear in multiple "midsummer's classics" (Cervenak) and is the only one to appear in a Home Run Derby (2009-10). He is also the only Pigs position player to win an IL Player of the Month award (June 2010) and holds the most IL Player

IRONPIGS 10th ANNIVERSARY TEAM

SECOND BASE



CESAR HERNANDEZ
(2012-14)

.286-2-50 in 174 G, 44 SB

In 2013, Hernandez became a force in Triple-A -- leading the in IL in triples (9), while ranking third in AVG (.309) and sixth in SB (32). For that effort, the Venezuela native was named to both the IL midseason and postseason All-Star teams - making him just one of four Pigs all-time to receive both accolades in a season. His .309 average is the second highest in single season in franchise history (Mike Cervenk '08, .311) and his .286 career mark ranks seventh. He also lists second in career triples (13) and third in stolen bases (44). In 2014, he tied the franchise record with an eight-game run scoring streak (Steve Susdorf '12).

THIRD BASE



MAIKEL FRANCO
(2014-15)

.278-20-102 in 166 G

Just 21 years old in 2014, Franco led the Pigs in home runs (16), RBI (78), doubles (33) and total bases (223) while finishing third in the IL in RBI and extra basehits (53) and fifth in TB. The Dominican continued his torrid finish in 2014 into 2015, when he hit .355-4-24 in 33 G before being recalled to Philadelphia for good on May 15. At that time, Franco was leading the IL in hits (50), 2B (12), TB (76), XBH (17) and RBI (24) while ranking second in average (.355) and slugging percentage (.539). He ranks ninth among franchise career leaders in both HR (20) and RBI (102).

SHORTSTOP



FREDDY GALVIS
(2011, 2013-14)

.264-6-48 in 130 G, .987 FPCT

Galvis made a huge impact with Pigs from the moment he made his Triple-A debut as a 21-year-old in 2011. The Venezuela native joined the IronPigs in August in the midst of a playoff chase -- and hit .298 in 33 G while committed just three errors and making an array of highlight-reel plays. In 2013, Galvis committed just three errors and, at one point, sported a 40-G errorless streak (6/30-8/11). He finished the season with a .988 fielding PCT, which was best among all Triple-A shortstops with at least 27 G. He then committed one error in 35 G with LHV in 2014 to finish his IL career with a .987 fielding PCT (7 E in 546 total chances).

LEFT FIELD



DARIN RUF
(2013-16)

.280-28-127 in 208 G, 47 2B

Ruf put forth as good a stretch offensively as any Pigs in history in 2016. At the time he was promoted on Sept. 1, the Omaha native had just ended a career-high, 16-G hitting streak - during which time he posted a batting line of .397-5-15 (25-63). Despite playing in only 95 G in 2016, Ruf led the IL in slugging (.529) while finishing tied for fifth in HR (20), tied for 10th in RBI (65) and 11th in AVG (.294). In single-season lists, his 20 HR sit fifth and his .294 AVG is seventh. In all-time career ranks, the slugger places fourth in HR (28), fifth in RBI (127) and 10th in average (.280).

IRONPIGS 10th ANNIVERSARY TEAM

CENTER FIELD



RICH THOMPSON
(2008-12)

.272-16-150 in 469 G, 134 SB

The all-time franchise leader in games played (469), Thompson also holds Lehigh Valley career records for hits (452), doubles (83), triples (26), runs (244) and stolen bases (134). In addition, the Reading, Pa., native also established single-season records -- and led the IL -- in both runs (81) and stolen bases (48) during the 2011 campaign in which the IronPigs made their only all-time appearance in the Governors Cup. In fact, his 48 stolen bases were most by a Phillies' Triple-A player in 30 years and since Bob Dernier's 72 swipes in 1981 with Oklahoma City. Amazingly, Thompson was only caught stealing 16 times in his five seasons.

RIGHT FIELD



DOMONIC BROWN
(2010-12, 2015)

.281-15-90 in 181 G, 31 SB

Brown arrived in Lehigh Valley on June 25, 2010, and hit safely in 24 of his first 28 G -- reaching safely in 26 G -- to begin his Pigs career. After a stint with the Phillies, he returned to LHV in May 2011 and picked up right where he left off. By Aug. 1, he extended his string to hitting safely in 38 of his first 42 career games in the IL -- and posted a franchise-record, 21-G hitting streak (.364-2-15) that survived an offseason and three promotions. The Stone Mountain, Ga., also appears on many of the franchise career leader boards, including fifth in stolen bases (31), ninth in walks (67) and 10th in AVG (.281).

UTILITY



KEVIN FRANSDEN
(2011-12)

.302-5-73 in 176 G

Frandsen was incredibly consistent, batting .303 in 2011 and .302 in 2012. The San Jose, Calif., native spent time at all four infield positions in each of his two years with LHV and currently ranks second all-time in career batting (.302) and 10th in hits (204). In 2011, Frandsen set a franchise record with seven straight multi-hit games and later provided the game-winning RBI in both Game 1 and Game 3 of the first-round playoff sweep over Pawtucket. In 2012, he was leading IL in doubles (34) and was tied for first in hits (118) at time of promotion on July 27.

MANAGER



RYNE SANDBERG
(2011-12)

155-132 (.540)

Sandberg, who led the Pigs to their first IL postseason appearance (2011) and to a 155-132 record over two seasons, has the highest career winning percentage (.540) among all-time LHV managers. In fact, his win on Opening Day 2011 marked the first time LHV had a record above .500 in then, their fourth season, as a Triple-A franchise. The Hall-of-Famer guided the team to a then-franchise record 80 wins and their only trip to the Governors Cup finals. Although missing the postseason in 2012, the team boasted a 75-68 record -- the Pigs' third-best, single-season mark all-time.

PHILLIES AFFILIATES

Year	Team	Manager	Record	Totals
1940	Baltimore (Orioles)	Tommy Thomas	81-79 (.506)	81-79 (.506)
1948	Toronto (Maple Leafs)	Eddie Sawyer / Dick Porter		78-76 (.506)
1949	Toronto	Del Bissonette	80-72 (.526)	
1950	Toronto	Jack Sanford	60-90 (.400)	218-238 (.478)
1951	Baltimore (Orioles)	Nick Cullop	69-82 (.457)	
1952	Baltimore	Don Heffner	70-84 (.455)	
1953	Baltimore	Don Heffner	82-72 (.532)	221-238 (.481)
1954	Syracuse (Chiefs)	Skeeter Newsome	79-76 (.510)	
1955	Syracuse	Skeeter Newsome	74-79 (.484)	153-155 (.497)
1956	Miami (Marlins)	Don Osbourn	80-71 (.530)	
1957	Miami	Don Osbourn	75-78 (.490)	
1958	Miami	Kerby Farrell	75-78 (.490)	230-227 (.503)
1959	Buffalo (Bisons)	Kerby Farrell	89-64 (.582)	
1960*	Buffalo	Kerby Farrell	78-75 (.510)	
1960*	Indianapolis (Indians)	Johnny Hutchings / Ted Beard	65-89 (.422)	
1961	Buffalo	Kerby Farrell	81-67 (.547)	
1962**	Buffalo	Kerby Farrell	73-80 (.477)	
1962**	Dallas/Fort Worth (Rangers)	Connie Ryan	66-81 (.449)	452-456 (.498)
1963	Arkansas (Travelers)	Frank Lucchesi	78-73 (.517)	
1964	Arkansas	Frank Lucchesi	95-61 (.609)	
1965	Arkansas	Frank Lucchesi	67-79 (.459)	240-213 (.530)
1966	San Diego (Padres)	Frank Lucchesi	72-75 (.490)	
1967	San Diego	Bob Skinner	85-63 (.574)	
1968	San Diego	Bob Skinner / Bobby Klaus	76-70 (.521)	240-213 (.530)
1969	Eugene (Emeralds)	Frank Lucchesi	88-58 (.603)	
1970	Eugene	Bob Wellman/Lou Kahn	66-80 (.452)	
1971	Eugene	Andy Semminick	66-79 (.455)	
1972	Eugene	Andy Semminick	79-69 (.534)	
1973	Eugene	Jim Bunning	64-79 (.448)	363-365 (.499)
1974	Toledo (Mud Hens)	Jim Bunning	70-74 (.486)	
1975	Toledo	Jim Bunning	62-78 (.443)	132-152 (.465)
1976	Oklahoma (89ers)	Jim Bunning	72-63 (.533)	
1977	Oklahoma	Cal Emery / Mike Ryan	70-66 (.515)	
1978	Oklahoma	Mike Ryan	62-74 (.459)	
1979	Oklahoma	Lee Elia	72-63 (.533)	
1980	Oklahoma	Jim Snyder	70-65 (.519)	
1981	Oklahoma	Jim Snyder	69-67 (.507)	
1982	Oklahoma	Ron Clark / Cot Deal / Tony Taylor	43-91 (.321)	458-489 (.484)
1983	Portland (Beavers)	John Felske	75-67 (.528)	
1984	Portland	Lee Elia	62-78 (.443)	
1985	Portland	Bill Dancy	68-74 (.479)	
1986	Portland	Bill Dancy	68-73 (.482)	273-292 (.483)
1987	Maine (Guides)	Bill Dancy	60-80 (.429)	
1988	Maine (Phillies)	George Culver	62-80 (.437)	122-160 (.433)
1989	Scranton/Wilkes-Barre (Red Barons)	Bill Dancy	64-79 (.448)	
1990	Scranton/Wilkes-Barre	Bill Dancy	68-78 (.466)	
1991	Scranton/Wilkes-Barre	Bill Dancy	65-78 (.455)	
1992	Scranton/Wilkes-Barre	Lee Elia	84-58 (.592)	
1993	Scranton/Wilkes-Barre	George Culver	62-80 (.437)	
1994	Scranton/Wilkes-Barre	Mike Quade	62-80 (.437)	
1995	Scranton/Wilkes-Barre	Mike Quade	70-72 (.493)	
1996	Scranton/Wilkes-Barre	Butch Hobson / Ramon Aviles	70-72 (.493)	
1997	Scranton/Wilkes-Barre	Marc Bombard	66-76 (.465)	
1998	Scranton/Wilkes-Barre	Marc Bombard	67-75 (.472)	
1999	Scranton/Wilkes-Barre	Marc Bombard	78-66 (.542)	
2000	Scranton/Wilkes-Barre	Marc Bombard	85-60 (.586)	
2001	Scranton/Wilkes-Barre	Marc Bombard / Jerry Martin	78-65 (.545)	
2002	Scranton/Wilkes-Barre	Marc Bombard	91-53 (.632)	
2003	Scranton/Wilkes-Barre	Marc Bombard	73-70 (.510)	
2004	Scranton/Wilkes-Barre	Marc Bombard	69-73 (.486)	
2005	Scranton/Wilkes-Barre	Gene Lamont	69-75 (.479)	
2006	Scranton/Wilkes-Barre	John Russell	84-58 (.592)	1,305-1,270 (.507)
2007	Ottawa (Lynx)	John Russell	55-88 (.385)	55-88 (.385)
2008	Lehigh Valley (IronPigs)	Dave Huppert	55-89 (.382)	
2009	Lehigh Valley	Dave Huppert	71-73 (.493)	
2010	Lehigh Valley	Dave Huppert	58-86 (.403)	
2011	Lehigh Valley	Ryne Sandberg	80-64 (.556)	
2012	Lehigh Valley	Ryne Sandberg	75-68 (.524)	
2013	Lehigh Valley	Dave Brundage	72-72 (.500)	
2014	Lehigh Valley	Dave Brundage	66-78 (.458)	
2015	Lehigh Valley	Dave Brundage	63-81 (.438)	
2016	Lehigh Valley	Dave Brundage	85-58 (.594)	
2017	Lehigh Valley	Dusty Wathan	80-62 (.563)	
2018	Lehigh Valley	Gary Jones	84-56 (.600)	
2019	Lehigh Valley	Gary Jones	66-74 (.471)	
2021	Lehigh Valley	Gary Jones	53-75 (.414)	
2022	Lehigh Valley	Anthony Contreras	76-72 (.513)	
2023	Lehigh Valley	Anthony Contreras	80-66 (.548)	
2024	Lehigh Valley	Anthony Contreras	68-78 (.466)	1,132-1,152 (.496)
Overall				5,549-5,508 (.502)

* Phillies split Triple-A players between Buffalo & Indianapolis in 1960;

** Phillies split Triple-A players between Buffalo & Dallas/Fort Worth in 1962

ALLENTOWN BASEBALL HISTORY

ALLENTOWN'S ALL-TIME PROFESSIONAL BASEBALL TEAMS

YEAR	TEAM	LEAGUE	AFFILIATION	RECORD	TOTALS
1884	Allentown Dukes	Eastern	Independent	31-44	31-44 (.413)
1888	Allentown Peanuts	Central	Independent	N/A	
1892	Allentown Colts	PA State	Independent	N/A	
1893	Allentown Colts	PA State	Independent	N/A	
1894	Allentown Kelly's Killers	PA State	Independent	N/A	
1895	Allentown Goobers	PA State	Independent	N/A	
1898	Allentown Peanuts	Atlantic	Independent	N/A	
1899	Allentown Peanuts	Atlantic	Independent	N/A	
1900	Allentown Peanuts	Atlantic	Independent	N/A	
1912	Allentown	Tri-State	Independent	65-47	
1913	Allentown	Tri-State	Independent	59-52	
1914	Allentown	Tri-State	Independent	75-35	199-134 (.598)
1929	Allentown Dukes	Eastern	Independent	61-90	
1930	Allentown Dukes	Eastern	Independent	95-75	101-165 (.380)
1931	Allentown Buffaloes	Eastern	Independent	N/A	
1932	Allentown Buffaloes	Eastern	Independent	N/A	
1935	Allentown Brooks	NY-Penn	Brooklyn Dodgers	49-87	
1936	Allentown Brooks	NY-Penn	Brooklyn Dodgers	71-68	120-155 (.486)
1939	Allentown Dukes	Interstate	Boston Braves	54-48	54-38 (.530)
1940	Allentown Wings	Interstate	St. Louis Cardinals	40-82	
1941	Allentown Wings	Interstate	Philadelphia Phillies	48-77	
1942	Allentown Wings	Interstate	St. Louis Cardinals	68-69	
1943	Allentown Wings	Interstate	St. Louis Cardinals	35-103	191-331 (.366)
1944	Allentown Cardinals	Interstate	St. Louis Cardinals	77-62	
1945	Allentown Cardinals	Interstate	St. Louis Cardinals	68-71	
1946	Allentown Cardinals	Interstate	St. Louis Cardinals	69-70	
1947	Allentown Cardinals	Interstate	St. Louis Cardinals	71-67	
1948	Allentown Cardinals	Interstate	St. Louis Cardinals	73-65	
1949	Allentown Cardinals	Interstate	St. Louis Cardinals	87-52	
1950	Allentown Cardinals	Interstate	St. Louis Cardinals	70-67	
1951	Allentown Cardinals	Interstate	St. Louis Cardinals	91-47	
1952	Allentown Cardinals	Interstate	St. Louis Cardinals	82-57	
1954	Allentown Cardinals	Eastern	St. Louis Cardinals	66-74	
1955	Allentown Cardinals	Eastern	St. Louis Cardinals	78-60	
1956	Allentown Cardinals	Eastern	St. Louis Cardinals	70-67	902-759 (.543)
1957	Allentown Chiefs	Eastern	Independent	56-84	56-84 (.400)
1958	Allentown Red Sox	Eastern	Boston Red Sox	51-83	
1959	Allentown Red Sox	Eastern	Boston Red Sox	82-59	
1960	Allentown Red Sox	Eastern	Boston Red Sox	67-72	200-214 (.483)
1997	Allentown Ambassadors	Northeast	Independent	39-43	
1998	Allentown Ambassadors	Northeast	Independent	52-32	
1999	Allentown Ambassadors	Northern	Independent	47-39	
2000	Allentown Ambassadors	Northern	Independent	41-43	
2001	Allentown Ambassadors	Northern	Independent	41-43	
2002	Allentown Ambassadors	Northern	Independent	26-64	
2003	Allentown Ambassadors	Northeast	Independent	32-58	278-322 (.463)
2008	Lehigh Valley IronPigs	International	Philadelphia Phillies	55-89	
2009	Lehigh Valley IronPigs	International	Philadelphia Phillies	71-73	
2010	Lehigh Valley IronPigs	International	Philadelphia Phillies	58-86	
2011	Lehigh Valley IronPigs	International	Philadelphia Phillies	80-64	
2012	Lehigh Valley IronPigs	International	Philadelphia Phillies	75-68	
2013	Lehigh Valley IronPigs	International	Philadelphia Phillies	72-72	
2014	Lehigh Valley IronPigs	International	Philadelphia Phillies	66-78	
2015	Lehigh Valley IronPigs	International	Philadelphia Phillies	63-81	
2016	Lehigh Valley IronPigs	International	Philadelphia Phillies	85-58	
2017	Lehigh Valley IronPigs	International	Philadelphia Phillies	80-62	
2018	Lehigh Valley IronPigs	International	Philadelphia Phillies	84-56	
2019	Lehigh Valley IronPigs	International	Philadelphia Phillies	66-74	
2021	Lehigh Valley IronPigs	Triple-A East	Philadelphia Phillies	53-75	
2022	Lehigh Valley IronPigs	International	Philadelphia Phillies	76-72	
2023	Lehigh Valley IronPigs	International	Philadelphia Phillies	80-66	
2024	Lehigh Valley IronPigs	International	Philadelphia Phillies	76-86	1,064-1,074 (.498)

ATTENDANCE & BROADCAST INFO

YEAR-BY-YEAR ATTENDANCE

- 2008 -	- 2009 -	- 2010 -
Total Attendance: 602,034 (71)	Total Attendance: 641,337 (70)	Total Attendance: 645,907 (70)
Average per Game: 8,479	Average per Game: 9,162	Average per Game: 9,227
Total Sellouts: 50	Total Sellouts: 59	Total Sellouts: 60
Total Max Capacity: 12	Total Max Capacity: 26	Total Max Capacity: 21
- 2011 -	- 2012 -	- 2013 -
Total Attendance: 628,929 (68)	Total Attendance: 622,424 (68)	Total Attendance: 613,079 (68)
Average per Game: 9,249	Average per Game: 9,153	Average per Game: 9,016
Total Sellouts: 60	Total Sellouts: 64	Total Sellouts: 51
Total Max Capacity: 20	Total Max Capacity: 16	Total Max Capacity: 21
- 2014 -	- 2015 -	- 2016 -
Total Attendance: 614,892 (68)	Total Attendance: 613,817 (70)	Total Attendance: 611,017 (70)
Average per Game: 9,042	Average per Game: 8,769	Average per Game: 8,729
Total Sellouts: 50	Total Sellouts: 45	Total Sellouts: 47
Total Max Capacity: 18	Total Max Capacity: 19	Total Max Capacity: 12
- 2017 -	- 2018 -	- 2019 -
Total Attendance: 555,152 (65)	Total Attendance: 561,749 (66)	Total Attendance: 585,112 (68)
Average per Game: 8,541	Average per Game: 8,511	Average per Game: 8,065
Total Sellouts: 26	Total Sellouts: 26	Total Sellouts: 22
Total Max Capacity: 15	Total Max Capacity: 15	Total Max Capacity: 15
- 2021 -	- 2022 -	- 2023 -
Total Attendance: 356,355 (60)	Total Attendance: 544,220 (71)	Total Attendance: 567,322 (71)
Average per Game: 5,842	Average per Game: 7,665	Average per Game: 7,990
Total Sellouts: 3	Total Sellouts: 24	Total Sellouts: 31
Total Max Capacity: 8	Total Max Capacity: 9	Total Max Capacity: 14
- 2024 -		
Total Attendance: 588,788 (73)		
Average per Game: 8,066		
Total Sellouts: 32		
Total Max Capacity: 16		

IRONPIGS ALL-TIME ATTENDANCE RECORDS

Total Fans	9,507,320
Total Fans (Average Per Game)	8,503
Total Openings	1,098
Largest Single-Game (vs. Phillies, 3/30/08, Exb.)	10,188
Regular Season Sellouts, All-Time (Crowds over 8,364)	650
Most Consecutive Sellouts (5/3/11-4/6/12)	55
Regular Season Sellouts, Maximum Capacity	257



TELEVISION BROADCASTS

The Lehigh Valley IronPigs became the first minor league baseball team to have its entire 75-game home schedule televised live in 2008. All IronPigs home games air on a four-station network created with Service Electric Cable TV, Inc.

WFMZ Channel 69 will join the IronPigs TV Network and televise all IronPigs home Saturday games in addition to other select games. The partnership will allow for the entire Lehigh Valley to receive IronPigs telecasts, as WFMZ is carried on all local cable stations and satellite providers and can be picked up by antenna. WFMZ enters approximately three million households.

All games on the IronPigs TV Network powered by Service Electric feature a 30-minute pre-game show and a post-game show.



IronPigs TV Network Stations

- SECTV (TV2)
- Servie Electric Cablevision
- WFMZ-TV 69

BROADCAST INFORMATION



RADIO BROADCASTS

The IronPigs flagship station -- FOX SPORTS RADIO-1230 AM-94.7 FM -- is the source for live play-by-play coverage of all IronPigs preseason, regular season and postseason games, including extensive pre-game and post-game coverage.

FOX SPORTS RADIO-1230 AM-94.7 FM's signal reaches the entirety of Lehigh, Northampton and Warren Counties with a potential to reach 642,000 adult listeners in the region. All games can also be heard via an online stream provided by PenTeleData -- The Official Internet Provider of the Lehigh Valley IronPigs.

IRONPIGS ALL-TIME BROADCAST TEAMS

YEAR	TELEVISION BROADCAST TEAM
2008	Ricky Bottalico, Troy Hein, Meredith Marakovits, Matt Provence, Mike Zambelli
2009	Ricky Bottalico, Steve Degler, Troy Hein, Meredith Marakovits, Matt Provence, Mike Zambelli
2010-15	Steve Degler, Doug Heater, Troy Hein, Matt Provence, Mike Zambelli
2016	Steve Degler, Doug Heater, Matt Provence, Mike Zambelli
2017-18	Steve Degler, Doug Heater, Dan Moscaritolo, Matt Provence, Mike Zambelli
2019-22	Steve Degler, Doug Heater, Dan Moscaritolo, Mike Ventola, Mike Zambelli
2023	Steve Degler, Doug Heater, Dan Moscaritolo, Suzie Cool, Mike Zambelli
2024	Steve Degler, Doug Heater, Dan Moscaritolo, Mike Zambelli, Matt McBride

YEAR	RADIO BROADCAST TEAM	STUDIO PRODUCER
2008	Matt Provence, Jon Schaeffer	Tommy Viola
2009	Matt Provence, Jon Schaeffer	Alex Cohen, Tim Murray, Tommy Viola
2010	Matt Provence, Jon Schaeffer	Robbie Aaron, Alex Cohen
2011	Matt Provence, Jon Schaeffer	Michael Ventola
2012	Matt Provence, Jon Schaeffer	Adam Dobrowolski, Kenny Ayres
2013	Matt Provence, Jon Schaeffer	John Skudris, Kenny Ayres
2014	Matt Provence, Jon Schaeffer	Mark Perlman-Price
2015	Matt Provence, Jon Schaeffer	Darius Thigpen
2016	Matt Provence, Jon Schaeffer	Phil Constantino
2017	Matt Provence, Jon Schaeffer	Sam Mines
2018	Matt Provence, Pat McCarthy	Matt Sabados
2019-21	Pat McCarthy, Mike Ventola	Brennan Erlandsen
2022	Pat McCarthy, Mike Ventola	Connor Mills
2023	Sam Jellinek	Connor Mills
2024	Sam Jellinek	Connor Brown

WHERE ARE THEY NOW?

YEAR	POSITION WITH PIGS	CURRENT POSITION
Meredith Marakovits	TV Host/Reporter (2008-09)	Yankees Clubhouse Reporter, YES Network
Ricky Bottalico	TV Color Analyst (2008)	Baseball Analyst, NBC Sports Philadelphia
Tommy Viola	Studio Producer (2008)	Vice President of Communications, Charlotte Knights
Alex Cohen	Intern, Studio Producer (2009-10)	Radio Play-by-Play Voice, Iowa Cubs
Robbie Aaron	Studio Producer (2010)	External Communications, PR & MR
Darius Thigpen	Studio Producer (2015)	Content Marketing Manager, Reggora
Phil Constanino	Studio Producer (2016)	Radio Play-by-Play Voice, Gardner-Webb University
Sam Mines	Studio Producer (2017)	Appraisal Coordinator, Finance of America Mortgage
Brennan Erlandsen	Studio Producer (2019-20)	Radio Play-by-Play Voice, Roger Dean Chevrolet Stadium
Pat McCarthy	Play-By-Play Broadcaster (2018-22)	Radio Broadcaster, New York Mets
Mike Ventola	Media Relations Manager (2019-22)	MMJ, SE2

BROADCAST INFO & MEDIA GUIDELINES

IRONPIGS BROADCASTER



Sam Jellinek enters his third season as the “Voice of the IronPigs”. Jellinek became the third primary play-by-play voice of the franchise following Pat McCarthy (2019-2022) – now a part of the New York Mets broadcast team - and Matt Provence (2008-2018) when he took over as Manager, Broadcasting & Media Relations in March 2023. Prior to joining the IronPigs in 2023, Jellinek had spent the prior three seasons with the Delmarva Shorebirds, the Single-A affiliate of the Baltimore Orioles, while also broadcasting for Colgate University. Jellinek is originally from Doylestown, Pennsylvania.

IRONPIGS MEDIA GUIDELINES

Contact Information: You may contact the IronPigs Media Relations Department at (610) 841-1317 or via email: Sam Jellinek (sjellinek@ironpigsbaseball.com)

Media Credentials: 2025 Lehigh Valley IronPigs media credentials will be issued only to accredited media members. Season credentials will only be issued to legitimate news gathering organizations that cover the IronPigs on a daily basis. The IronPigs will not issue season credentials to online-only publications that aren't affiliated with a professional news agency; however, those denied may apply for daily credentials. Daily credentials will be issued to those individuals or organizations who do not qualify for season credentials, including freelance writers, most bloggers and reporters for weekly/monthly shows and publications. Daily credentials will also be issued to radio and TV stations when the need arises for extra pre/post-game personnel and to newspaper reporters providing extra coverage. Those who apply for season credentials but are denied will be notified of the ability to apply for daily credentials. Once a daily credential request is approved on file, the IronPigs require at least 24-hour notice for all daily credential requests. All weekend requests should be made by 3 p.m. on the Thursday prior. Credential requests may be sent via email to sjellinek@ironpigsbaseball.com. Under no circumstances are media credentials to be transferred from person to person without the expressed written permission and approval of the Lehigh Valley IronPigs media relations department. Violation of this policy may result in the informing of the International League office, dismissal of the media member from Coca-Cola Park and confiscation of the violator's media credential.

Media Credential Pickup: Upon approval of credential request, media members may pick up credentials beginning on March 25th at the Coca-Cola Park Provident Bank Ticket Office will call window during normal business hours or beginning at 10 a.m. on gamedays.

Media Parking: There will be a limited number of media parking spots made available for every IronPigs game. Media members holding credentials are permitted to park their vehicles in the upper lot by presenting credentials to the attendant. For those without credentials in hand, inform the parking attendant that you are media and are going to pick up your credential. Please be aware that parking is available on a first-come basis.

Press Box: The press box is located on the Club Level of Coca-Cola Park, and opens 3-1/2 hours before game time. It is a working press box for **WORKING MEMBERS OF THE MEDIA ONLY**. Due to space limitations, there is always a possibility that credentialed media will not be stationed in the press box but at an auxiliary area. The IronPigs have wireless internet access available to those in the press box as well as those assigned to the auxiliary area.

Clubhouse Access: Only properly credentialed media members may gain access to the IronPigs clubhouse. The IronPigs clubhouse is located on field level. The home dugout is located on the third-base side and the visitors' dugout along the first-base side. The visiting clubhouse is governed by the visiting team. Media members are not permitted in the training room, players' lounge or equipment area in the IronPigs clubhouse. The IronPigs clubhouse will be opened to media upon request. Clubhouses are closed the team is on the field taking batting practice. The visiting clubhouse is governed by the visiting team. The

MEDIA GUIDELINES

IRONPIGS MEDIA GUIDELINES

clubhouse areas are also closed when the teams are on the field, unless previously approved by the IronPigs media relations department. Following the game, the clubhouse will open approximately 20 minutes after the final out, at the manager's discretion. Access is prohibited between games of a doubleheader and during rain delays. Media needing interviews when the clubhouse is not open should make arrangements with the IronPigs media relations department at least 24 hours in advance. Please keep in mind, when the clubhouse is open, it is for media business purposes, not for lounging or socialization.

Media Interviews: IronPigs uniformed players and coaches are available for interviews prior to the team's on-field stretch time and during open clubhouse. After this time, interviews can only be conducted with prior approval from the IronPigs media relations department. Media members wishing to do an off-site interview or a feature story should contact the IronPigs no later than 72 hours prior to the scheduled interview time. The media is asked to be respectful of the players' pre-game schedule when requesting an interview. No one will be permitted to interview starting pitchers pregame on the day of their start.

Cameras in the Clubhouse: Videographers are permitted in the IronPigs clubhouse and must be accompanied by a reporter and are to be used for interviews only. Still photographers are not permitted clubhouse access at any time.

Field Access: Appropriately credentialed media are permitted access to the field and dugout areas, but are not permitted to cross the foul lines, particularly when the team is taking batting practice. Media must leave the field and dugout areas no later than one hour prior to game time.

Photo Wells: Photo wells are located at the end of each dugout. Photographers must request usage 24 hours in advance using the guidelines outlined under Media Credentials above. Photographers are not permitted in the actual dugout area or on the field once the game begins. Please wait until the end of the inning to move to or from these areas.

Use of Photography: Media outlets needing use of IronPigs photography may contact the media relations department at sjellinek@ironpigsbaseball.com. Accredited media members may use IronPigs photographs for non-endorsement projects only.

Roving Cameras: Television stations are prohibited from using a "roving" camera inside Coca-Cola Park without the permission of the IronPigs media relations department. At no time are camera crews allowed into the seating areas of Coca-Cola Park. Fan interviews in a roving situation must be conducted in the TD Bank Plaza located at the main entrance.

Manager Interviews: Manager will be made available for pregame and postgame interviews upon request.

Press Box Food: Food will be provided during IronPigs games for actively working media. Only media working that day's game are allowed to access Press Box food. Food is provided on a first come, first served basis.

COCA-COLA PARK MAP



2025 IRONPIGS SCHEDULE

MARCH/APRIL

SUN	MON	TUE	WED	THU	FRI	SAT	
IRONPIGSBASEBALL.com						SWB ²⁸ 6:05	SWB ²⁹ 4:35
SWB ³⁰ 1:35	31	ROC ¹ 4:05	ROC ² 6:05	ROC ³ 1:05	ROC ⁴ 6:05	ROC ⁵ 1:05	
ROC ⁶ 1:05	7	SYR ⁸ 6:45	SYR ⁹ 6:45	SYR ¹⁰ 7:05	SYR ¹¹ 7:05	SYR ¹² 6:35	
SYR ¹³ 1:35	14	GWN ¹⁵ 11:05	GWN ¹⁶ 7:05	GWN ¹⁷ 7:05	GWN ¹⁸ 7:05	GWN ¹⁹ 6:05	
GWN ²⁰ 1:05	21	COL ²² 6:45	COL ²³ 6:45	COL ²⁴ 6:45	COL ²⁵ 7:05	COL ²⁶ 6:35	
COL ²⁷ 1:35	28	ROC ²⁹ 6:05	ROC ³⁰ 6:05				

JUNE

SUN	MON	TUE	WED	THU	FRI	SAT
NOR ¹ 1:05	2	CLT ³ 6:35	CLT ⁴ 6:35	CLT ⁵ 7:04	CLT ⁶ 7:04	CLT ⁷ 12:05
CLT ⁸ 1:05	9	WOR ¹⁰ 6:45	WOR ¹¹ 6:45	WOR ¹² 6:45	WOR ¹³ 7:05	WOR ¹⁴ 6:35
WOR ¹⁵ 1:35	16	ROC ¹⁷ 6:45	ROC ¹⁸ 6:45	ROC ¹⁹ 6:45	ROC ²⁰ 7:05	ROC ²¹ 6:35
ROC ²² 1:35	23	BUF ²⁴ 6:35	BUF ²⁵ 1:05	BUF ²⁶ 6:35	BUF ²⁷ 6:35	BUF ²⁸ 6:35
BUF ²⁹ 1:05	30					

AUGUST

SUN	MON	TUE	WED	THU	FRI	SAT	
COCACOLAPARKEVENTS.com						WOR ¹ 6:45	WOR ² 4:05
WOR ³ 1:05	4	SWB ⁵ 7:05	SWB ⁶ 7:05	SWB ⁷ 7:05	SWB ⁸ 7:05	SWB ⁹ 6:35	
SWB ¹⁰ 1:35	11	BUF ¹² 6:35	BUF ¹³ 1:05	BUF ¹⁴ 6:35	BUF ¹⁵ 6:35	BUF ¹⁶ 6:35	
BUF ¹⁷ 1:05	18	DUR ¹⁹ 6:45	DUR ²⁰ 6:45	DUR ²¹ 6:45	DUR ²² 7:05	DUR ²³ 6:35	
DUR ²⁴ 1:35	25	OMA ²⁶ 6:35	OMA ²⁷ 6:35	OMA ²⁸ 6:35	OMA ²⁹ 6:35	OMA ³⁰ 6:05	

KEY

HOME

AWAY

MAY

SUN	MON	TUE	WED	THU	FRI	SAT
				ROC ¹ 11:05	ROC ² 6:05	ROC ³ 1:05
ROC ⁴ 1:05	5	WOR ⁶ 11:00	WOR ⁷ 6:45	WOR ⁸ 6:45	WOR ⁹ 7:05	WOR ¹⁰ 6:35
WOR ¹¹ 1:35	12	SYR ¹³ 6:05	SYR ¹⁴ 11:05	SYR ¹⁵ 6:35	SYR ¹⁶ 6:35	SYR ¹⁷ 6:35
SYR ¹⁸ 1:05	19	BUF ²⁰ 11:00	BUF ²¹ 6:45	BUF ²² 6:45	BUF ²³ 7:05	BUF ²⁴ 6:35
BUF ²⁵ 6:35	26	NOR ²⁷ 6:35	NOR ²⁸ 6:35	NOR ²⁹ 12:05	NOR ³⁰ 6:35	NOR ³¹ 6:35



JULY

SUN	MON	TUE	WED	THU	FRI	SAT
		SWB ¹ 7:05	SWB ² 7:05	SWB ³ 7:05	SWB ⁴ 6:35	SWB ⁵ 6:05
SWB ⁶ 1:05	7	SYR ⁸ 6:35	SYR ⁹ 6:35	SYR ¹⁰ 6:35	SYR ¹¹ 6:35	SYR ¹² 6:35
SYR ¹³ 1:05	14	ALL-STAR BREAK			ROC ¹⁸ 7:05	ROC ¹⁹ 6:35
ROC ²⁰ 1:35	21	NOR ²² 12:05	NOR ²³ 7:05	NOR ²⁴ 7:05	NOR ²⁵ 7:05	NOR ²⁶ 6:35
NOR ²⁷ 1:35	28	WOR ²⁹ 6:45	WOR ³⁰ 12:05	WOR ³¹ 6:45		

SEPTEMBER

SUN	MON	TUE	WED	THU	FRI	SAT
OMA ³¹ 5:05	1	TOL ² 6:45	TOL ³ 6:45	TOL ⁴ 6:45	TOL ⁵ 7:05	TOL ⁶ 6:35
TOL ⁷ 1:35	8	SWB ⁹ 6:35	SWB ¹⁰ 1:05	SWB ¹¹ 6:35	SWB ¹² 6:35	SWB ¹³ 4:05
SWB ¹⁴ 1:05	15	SYR ¹⁶ 6:45	SYR ¹⁷ 6:45	SYR ¹⁸ 6:45	SYR ¹⁹ 7:05	SYR ²⁰ 6:35
SYR ²¹ 1:05	22	23	24	25	26	27
28	29	30				



ALL GAMES LIVE ON



2025 SEASON PRESENTED BY
Capital

