

ISOTOPES™

2026 MEDIA GUIDE



**TRIPLE-A
AFFILIATE**



TABLE OF CONTENTS

<i>The Isotopes • 1</i>	
Staff Directory	2
Diamond Baseball Holdings	3
What is an Isotope?	4
Isotopes Logos and Wordmarks	5
Isotopes Park	7
Organizational Awards	9
<i>2026 Isotopes • 11</i>	
Coaching Staff	12
Players	19
<i>2025 In Review • 129</i>	
Season in Review	130
Final Statistics	132
Day-By-Day	133
Transactions	135
Miscellaneous Stats	140
Highs and Lows	142
Defensive Breakdown and Record By...	143
Offensive Breakdown	144
Series by Series Breakdown	145
Pacific Coast League Overview	146
PCL Batting Leaders	147
PCL Pitching Leaders	148
PCL Team Statistics	149
<i>Colorado Rockies • 151</i>	
Colorado Rockies Directory	152
Colorado Rockies Affiliates	153
<i>Opponents • 155</i>	
El Paso Chihuahuas	156
Las Vegas Aviators	157
Oklahoma City Comets	158
Reno Aces	159
Round Rock Express	160
Sacramento River Cats	161
Salt Lake Bees	162
Sugar Land Space Cowboys	163
Tacoma Rainiers	164
Isotopes vs. Former PCL Teams	165
<i>Isotopes Records • 167</i>	
All-Time Roster	168
Year-By-Year Rosters/Stats	174
Single-Game Team Records	196
Single-Game Individual Records	197
All-Time 5-Hit Game / 3 Double Game	198
All-Time Shutouts / Double-Digit Run Games	199
Single-Season Team Records	200
Single-Season Individual Records	201
The Last Time It Happened	202
All-Time Doubleheaders	203
Postponed/Suspended Games	204
Yearly Batting Leaders	205
Yearly Pitching Leaders	207
Single-Season Batting Leaders	209
Single-Season Pitching Leaders	210
Career Batting/Pitching Leaders	211
10+ Runs Both Teams/Highest-Lowest Scoring Games	212
Year-By-Year Results	213
Managerial History	214
Opening Day Lineups	215
Home Opener Lineups	217
Monthly Records	219
Year-By-Year Attendance	222

<i>Isotopes Records (cont.)</i>	
All-Time Complete Games	223
Albuquerque No-Hitters	224
All-Time Multi-Home Run Games	226
All-Time Back-To-Back Home Runs	227
All-Time Grand Slams	229
Home Run / Steal of Home / All-Time Cycles	231
All-Time Walk-Offs	232
Hitting Streaks / On Base Steaks	234
Baseball at Elevation	235
All-Star Game Appearances	236
Year-By-Year Awards	237
All-Time Post-Season History	242
<i>Albuquerque Professional Baseball Records • 243</i>	
Triple-A Single-Season Team Records	244
Isotopes Hill Memoriam	245
Triple-A Single-Season Individual Records	246
Year-by-Year Results/Cumulative Records	247
<i>History • 249</i>	
Albuquerque Professional Baseball History	250
ABQ Professional Baseball Timeline / Isotopes PCL Genealogy	251
Albuquerque Dukes All-Time Team	252
Hall of Fame	253
<i>Media Information • 261</i>	
Media Policies	262
Isotopes on the Radio	263
Isotopes Video Streaming	264
Media Outlets	265
Pre-Game Field Schedule	266
Pacific Coast League Post-Season	267

The 2026 Albuquerque Isotopes Media Guide was designed, written, and edited by the Isotopes Public Relations Department. Editorial and team record information compiled by Forest Stulting, Joe Traub and Josh Suchon. Cover design by Stulting.

Special thanks to the Colorado Rockies Front Office Staff for vital contributions.

Statistical information provided by Major League Baseball Advanced Media and the Elias Sports Bureau. Photos provided by Isotopes team photographers Tim March, Anthony Griego, Mike Sandoval and Chris Board; Paul Aitken, the Colorado Rockies as well as the PCL and its teams.

For updates and additional information, please contact Forest Stulting, Manager, Public Relations: (505) 222-4012; fstulting@abqisotopes.com.



FRONT OFFICE DIRECTORY AND CONTACT INFORMATION



DBH Albuquerque, LLC
1601 Avenida Cesar Chavez SE
Albuquerque, NM 87106



(505) 924.BALL
ABQISOTOPES.COM
@ABQTOPES



EXECUTIVE LEADERSHIP

President John Traub
General Manager Chrissy Baines
Assistant General Manager, Sales & Marketing Adam Beggs

TICKET SALES

Account Executive, Ticket Sales Cael Apodaca
Account Executive, Ticket Sales Terry Clark
Account Executive, Ticket Sales Piper Le Jeune
Account Executive, Ticket Sales Aaron Robinson
Account Executive, Ticket Sales Victoria Sobieski
Account Executive, Ticket Sales Erica Vigil

TICKET OPERATIONS

Director, Ticket Operations Mark Otero

CORPORATE PARTNERSHIPS & PROMOTIONS

Manager, Marketing & Promotions Dylan Storm

MARKETING

Director, Digital and Social Media Marketing Rebecca Zook
Manager, Video & Production Ryne Sypowicz
Coordinator, Creative Services Nicole Psota

COMMUNITY RELATIONS

Manager, Community Relations Brandon Ortega

PUBLIC RELATIONS

Manager, Public Relations Forest Stulting
Coordinator, Public Relations Joe Traub
Broadcaster Josh Suchon

BASEBALL OPERATIONS

Director, Team Operations/Visiting Clubhouse Manager Ryan Maxwell

RETAIL OPERATIONS

Manager, Retail Operations Jordan Martindale
Coordinator, Retail Operations Liz Kemp

FINANCE & BUSINESS ADMINISTRATION

Business Manager Cynthia DiFrancesco
Office Manager Alexia Gutierrez

STADIUM OPERATIONS

Director, Stadium Operations Bobby Atencio
Coordinator, Stadium Operations Jon Thelander

FIELD OPERATIONS

Manager, Field Operations Thomas Gallegos
Assistant, Field Operations Chase Hilton





About Diamond Baseball Holdings

The Albuquerque Isotopes announced in October 2023 its new ownership partner Diamond Baseball Holdings (DBH), an organization that owns and operates select Minor League Baseball clubs affiliated with Major League Baseball (MLB).

Founded in 2021 and led by Executive Chairman Pat Battle and CEO Peter Freund, DBH is committed to elevating fan experiences, creating “centers of energy,” fostering dynamic engagements for brands and highlighting the evolution of the MiLB environment through professional management, best practices, innovation and investment. It is grounded in a deep-rooted appreciation for traditions, community and the sport of baseball.

Entering the 2026 season, the Isotopes are one of 48 teams across MiLB that make up DBH:

Triple-A Team (MLB Affiliate):

- Albuquerque Isotopes (Colorado Rockies)
- Charlotte Knights (Chicago White Sox)
- Gwinnett Stripers (Atlanta Braves)
- Iowa Cubs (Chicago Cubs)
- Louisville Bats (Cincinnati Reds)
- Memphis Redbirds (St. Louis Cardinals)
- Norfolk Tides (Baltimore Orioles)
- Oklahoma City Comets (Los Angeles Dodgers)
- Omaha Storm Chasers (Kansas City Royals)
- Scranton/Wilkes-Barre RailRiders (New York Yankees)
- St. Paul Saints (Minnesota Twins)
- Syracuse Mets (New York Mets)
- Sugar Land Space Cowboys (Houston Astros)
- Worcester Red Sox (Boston Red Sox)

Double-A Team (MLB Affiliate):

- Altoona Curve (Pittsburgh Pirates)
- Arkansas Travelers (Seattle Mariners)
- Binghamton Rumble Ponies (New York Mets)
- Birmingham Barons (Chicago White Sox)
- Corpus Christi Hooks (Houston Astros)
- Columbus Clingstones (Atlanta Braves)
- Harrisburg Senators (Washington Nationals)
- Midland RockHounds (Oakland Athletics)
- New Hampshire Fisher Cats (Toronto Blue Jays)
- Portland Sea Dogs (Boston Red Sox)
- Reading Fightin Phils (Philadelphia Phillies)
- Springfield Cardinals (St. Louis Cardinals)
- Tulsa Drillers (Los Angeles Dodgers)
- Wichita Wind Surge (Minnesota Twins)

High-A Team (MLB Affiliate):

- Brooklyn Cyclones (New York Mets)
- Dayton Dragons (Cincinnati Reds)
- Hub City Spartanburgers (Texas Rangers)
- Hudson Valley Renegades (New York Yankees)
- Lansing Lugnets (Oakland Athletics)
- Rome Emperors (Atlanta Braves)
- Tri-City Dust Devils (Los Angeles Angels)
- Vancouver Canadians (Toronto Blue Jays)
- Winston-Salem Dash (Chicago White Sox)
- Wisconsin Timber Rattlers (Milwaukee Brewers)

Single-A Team (MLB Affiliate):

- Augusta GreenJackets (Atlanta Braves)
- Fayetteville Woodpeckers (Houston Astros)
- Fredricksburg Nationals (Washington Nationals)
- Fresno Grizzlies (Colorado Rockies)
- Hickory Crawdads (Texas Rangers)
- Inland Empire 66ers (Seattle Mariners)
- Ontario Tower Buzzers (Los Angeles Dodgers)
- Rancho Cucamonga Quakes (Los Angeles Angels)
- Salem Ridge Yaks (Boston Red Sox)
- San Jose Giants (San Francisco Giants)



WHAT'S IN A NAME?

What Is An Isotope?



Since the team's inception in 2003, the nickname "Isotopes" has become one of the most popular and unique monikers in all of baseball.

Webster's Dictionary and Nuclear Scientists define an Isotope as:

i·so·topē n : any of two or more species of atoms of a chemical element with the same atomic number and position in the periodic table and nearly identical chemical behavior, but with differing atomic mass and different physical properties.




Homer Simpson and baseball fans, on the other hand, define "Isotopes" as the nickname of a fictional Minor League Baseball team in the popular animated sitcom "The Simpsons". In the 2001 Simpsons episode "Hungry, Hungry Homer," the Springfield Isotopes threatened to move to Albuquerque until Homer went on a hunger strike, ultimately preventing the team from moving.

The name Isotopes was chosen for its originality and popularity after it won a "Name the Team" contest, garnering 57% of over 120,000 votes. Other suggested names in the contest included Atoms, Dukes, Roadrunners, and 66ers. The extensive amount of nuclear research in the Albuquerque area provides another great link to the team name.

The distinctive "A" logo and the "Isotopes" wordmark incorporate both the nickname's scientific and fictional inspirations, creating a brand that is unique and fun. Both logos were originally conceived by Kevin Kierst, who at the time was working as the clubhouse manager for the Norfolk Tides and now serves as the Clubhouse Manager for the New York Mets. After the design's conception, both logos were then tweaked by local designer Vaughn Weeden to create the brand that has become a favorite throughout the Land of Enchantment and beyond.

Fans across the nation seem to agree, making Isotopes merchandise annually one of the top 10 sellers in Minor League Baseball since the team began in 2003.

ISOTOPES™



Who/What Is Orbit?

Ask most Albuquerque kids (and adults, for that matter) who their favorite Isotope is and invariably the answer you'll hear is Orbit, the Topes' loveable mascot. Orbit came to planet Earth after arriving through a trade with alien visitors from outer space in April 2003. Orbit's duties include playing games with fans, making people laugh, wreaking havoc on the concourse, and racing kids around the bases. Although he can eat six times his weight in Dion's Cheese Pizza, his eating habits have not adversely impacted Orbit's ability to dance, a skill at which he is exceptional.

In addition to his myriad duties in and around the ballpark, Orbit can frequently be spotted around Albuquerque. Each year, Orbit makes around 300 appearances throughout the community, including visits to area schools promoting the Club Read literacy program the Isotopes undertake in conjunction with Dion's.

Follow Orbit on X @Orbit_Isotopes.





Primary Logo



Cap Logo



Isotopes Wordmark



Alternate Wordmark



RGCU Field at Isotopes Park Logo

Organization

2026 Isotopes

2025 In Review

Colorado Rockies

Opponents

Isotopes Records

ABQ Pro Baseball

History

Media Information



OTHER LOGOS AND WORDMARKS



Mariachis Wordmark



Mariachis Primary Logo



Sleeve Logo



Green Chilecheeseburgers Wordmark



Primary Green Chile Cheeseburgers Logo




Sleeve Logo



Sleeve Logo



Duke City Wordmark



505 Logo





Opened in 2003, Rio Grande Credit Union Field at Isotopes Park is considered one of the finest facilities in baseball, incorporating state-of-the-art amenities with traditional charm and intimacy. Entering its 23rd season, RCU Field has become a popular destination for baseball fans throughout the southwest, attracting over 12 million people since opening its gates.

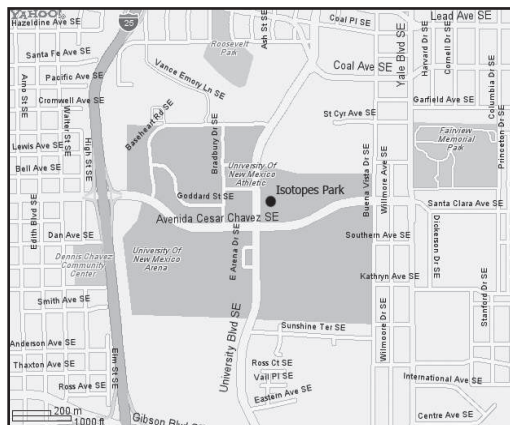
Isotopes Ticket Outlets:
Isotopes Park Box Office
(505) 924-BALL
www.abqisotopes.com

Ticketmaster
(800) 745-3000

Getting To Isotopes Park

From I-25, exit Avenida Cesar Chavez and go east to University. The ballpark is located adjacent to the University of New Mexico sports complex on the northeast corner of University and Avenida Cesar Chavez.

Parking is available in the University of New Mexico lots surrounding the stadium.



ISOTOPES PARK



Owner.....	City of Albuquerque
Groundbreaking.....	April 1, 2002
Opened.....	April 11, 2003 vs. Oklahoma
Architect.....	HOK Sports Facilities Group of Kansas City, MO
Builder.....	Bradbury Stamm
Style.....	New Mexican earth tones
Time to design.....	Six months
Time to build.....	One year
Cost.....	\$25 million renovation of Albuquerque Sports Stadium
Site.....	10 acres
Chairbacks.....	11,054 (5,851 reserved, 3,951 box, 712 club, 540 suite)
Suites.....	30 (including Tecate Light Terrace)
Berm.....	Seats up to 1,800
Picnic Area.....	425-person tiered seating
Dimensions.....	LF- 340', LF Power Alley- 371', LCF Point- 428' CF- 400', RCF Point- 428', RF Power Alley- 404', RF- 340'

Isotopes Park Firsts

Win.....	18-10, April 13, 2003 vs. Oklahoma
Loss.....	5-3, April 11, 2003 vs. Oklahoma
Pitch.....	Nate Bump, April 11, 2003
Winning Pitcher.....	Travis Hughes, Oklahoma, April 11, 2003
Isotopes Winning Pitcher.....	Marc Wilkins, April 13, 2003 (win came in relief and was Wilkins' only win of the 2003 season)
Home Run.....	Jason Hart, Oklahoma, April 11, 2003 (5th inning to left field)
Isotopes Home Run.....	Chris Wakeland, April 13, 2003 vs. Oklahoma





MacPhail Award (MiLB)

2010
2012

John H. Johnson Award (MiLB)

2004 (nominated)
2007 (nominated)
2010 (nominated)
2018

Copa de la Diversión

2018 2023
2019

PCL Executive of the Year (PCL)

Mel Kowalchuk	2003
John Traub	2007

Groundskeeper of the Year (PCL)

Jarad Alley	2007
Jarad Alley	2008
Casey Griffin	2014
Casey Griffin	2016

Bob Freitas Award (Baseball America)

2007
2023

MiLB Executive of the Year (Baseball America)

Ken Young	2009
-----------	------

Professional Field of the Year (STMA)

2007
2013

Triple-A Field of the Year (STMA)

2008

College Field of the Year (STMA)

2004



Clint Belau spent three seasons as the Isotopes Head Groundskeeper and five seasons as an Assistant Groundskeeper before earning a job with the Orioles.




The Isotopes Grounds Crew received a Presidential Commendation from the Pacific Coast League for their excellence in sports turf management in 2018 and 2019.





The Isotopes transformed into the Mariachis de Nuevo México for the first time at Isotopes Park in 2018 as part of Minor League Baseball's initiative celebrating Hispanic heritage and culture. Minor League Baseball announced the Mariachis as the winner of MiLB's Copa de la Diversión in 2018, 2019 and 2023.





Sterlin Thompson

*slashed .296/.392/.519 with 18
homers, 28 doubles and 66 RBI in
120 games with Albuquerque in 2025*

100

MANAGER

Pedro Lopez

MGR

Pedro Colon Lopez

CAREER MANAGERIAL RECORD: 1,167-1,238 (21 seasons)**ROCKIES ORGANIZATION:** 6th Season**BORN:** March 29, 1969**OPENING DAY AGE:** 56**BIRTHPLACE:** Vega Baja, PR**RESIDENCE:** Toa Baja, PR**SCHOOL:** Arizona Western College**MANAGERIAL / COACHING CAREER**

- Began tenure as Albuquerque's manager in 2023, the 8th in Isotopes history
- Enters his sixth-year on the Isotopes coaching staff—the longest-tenured coaching staff member in club history
- Won 1,000th managerial game June 4, 2023, at Salt Lake 7-1
- Bench coach for the 2022 Isotopes
- Served as the Isotopes hitting coach in 2021
- Was slated to be the supervisor of development with Rookie Level Grand Junction prior to the cancellation of the 2020 MiLB season
- Entering 2026, has a 1,167-1,238 record in 21 seasons as a minor league manager
- Managed in Mets organization for 12 seasons
- Managed the Low-A Columbia Fireflies to a combined 116-154 record in 2018-19
- Previously managed in the PCL for the Las Vegas 51s (Mets), finishing 56-86 in 2017
- Winningest manager in Binghamton Mets (AA) history, having led the B-Mets to a 377-329 record in his five seasons from 2012-16...Binghamton made playoffs three straight years (2013-15) and won Eastern League championship in 2014

- Led Mets High-A affiliate, St. Lucie Mets, to an appearance in the Florida State League championship series in 2011
- Managed Savannah, the previous Mets Low-A club, to a 75-64 record and a playoff berth in 2010...the Sand Gnats are now the Columbia Fireflies
- First year in Mets organization was 2008...Led Rookie affiliate Kingsport to a 34-32 mark
- Previously coached in Texas Rangers system...Was manager of Rookie Level AZL Rangers from 2003-05 and in 2007...Was hitting coach for High-A Bakersfield in 2006
- Was manager for Rookie Level affiliate Pulaski in 2002
- Started his professional coaching career with the Savannah Sand Gnats, then a Rangers Low-A affiliate in 2001
- Has managed and coached in numerous winter leagues in Puerto Rico, Venezuela and Dominican Republic since 2013
- Coached on the 2021-22 and 2022-23 Estrellas Orientales team that finished as runners-up back-to-back years, including losing on a walk-off hit in Game 7 of the championship series in 2023
- Named Manager of the Year for the 2017-18 season (Gigantes del Cibao, Dominican League)

PLAYING CAREER

- Played 13 seasons professionally (1988-2000) with stints in the Padres (1988-94), Brewers (1995-96) and Astros (1998-00) organizations
- Reached as high as Triple-A...Played parts of five seasons at the highest level of the minors with Las Vegas (1994) and New Orleans (1995-96, 1999-00)
- Batted .247 in 909 career minor league games with 134 doubles, 16 triples, 49 home runs and 338 RBI

- Was primarily a catcher (744 career games)...Also saw sporadic playing time at first base (40 games), played eight games at third base, seven games in the outfield and three at second base
- Member of the 1992 Texas League champion Wichita Wranglers (AA), managed by Bruce Bochy...Batted .245 with 8 doubles, 4 triples, 6 home runs and 48 RBI that season
- Originally selected by Padres in 21st round of 1988 MLB draft

PERSONAL / MISCELLANEOUS INFORMATION

- Pedro Colon Lopez
- Saw his first major league action as a player or coach when he joined the Mets staff for the final three weeks of the 2013 season

- Married his longtime girlfriend Gladys in 1993...she gave birth to twins in 1995, Leslian Marie and Lainey Marie



LOPEZ' MANAGERIAL RECORD

YR	TEAM	LEAGUE (CLASS)	W	L	FINISH	POST-SEASON
2001	Savannah	South Atlantic (A)	54	80	14th	None
2002	Pulaski	Appalachian (R)	34	32	6th	None
2003	AZL Rangers	Arizona League (R)	35	15	1st	Lost in finals
2004	AZL Rangers	Arizona League (R)	32	24	3rd	None
2005	AZL Rangers	Arizona League (R)	27	29	T-5th	None
2007	AZL Rangers	Arizona League (R)	22	34	8th	None
2008	Kingsport	Appalachian (R)	32	28	6th	None
2009	Brooklyn	New York-Penn (R)	45	30	T-3rd	Lost in 1st round
2010	Savannah	South Atlantic (A)	75	64	T-4th	Lost in 1st round
2011	St. Lucie	Florida State (A+)	72	68	6th	Lost league finals
2012	Binghamton	Eastern (AA)	68	74	9th	None
2013	Binghamton	Eastern (AA)	86	55	1st	Lost in 1st round
2014	Binghamton	Eastern (AA)	83	59	2nd	League Champs
2015	Binghamton	Eastern (AA)	77	64	3rd	Lost in 1st round
2016	Binghamton	Eastern (AA)	63	77	8th	None
2017	Las Vegas	Pacific Coast (AAA)	56	86	16th	None
2018	Columbia	South Atlantic (A)	64	70	9th	None
2019	Columbia	South Atlantic (A)	52	84	14th	None
2023	Albuquerque	Pacific Coast League (AAA)	68	82	10th/3rd	None
2024	Albuquerque	Pacific Coast League (AAA)	58	92	10th/10th	None
2025	Albuquerque	Pacific Coast League (AAA)	62	87	9th/9th	None
Career Totals (21 seasons)			1,167	1,238		

Organization

2026 Isotopes

2025 In Review

Colorado Rockies

Opponents

Isotopes Records

ABQ Pro Baseball

History

Media Information



COACHES



Luis Lopez

Luis Manuel Lopez

2025 TEAM: *Hartford Yard Goats*ROCKIES ORGANIZATION: *5th Season*BORN: *Sept. 4, 1970* OPENING DAY AGE: *55*BIRTHPLACE: *Cidra, Puerto Rico*SCHOOL: *Cidra High School (Pidra, PR)*

COACHING CAREER

- Enters his first year with the Isotopes and fifth with the Rockies organization
- Most recently, Lopez served as Double-A Hartford's bench coach from 2022-25, helping the Yard Goats to their first-ever playoff appearance in 2024

- Began coaching career as a Minor League hitting coach with the Boston Red Sox organization (2008-11) before serving as the Atlanta Braves' Minor League infield coordinator (2012-17) and manager of the GCL Tigers (2018-19)

PLAYING CAREER

- Signed as non-drafted free agent by the San Diego Padres at the age of 17 in 1988
- Appeared in parts of 11 MLB seasons with San Diego (1993-94, 1996), New York-NL (1997-99), Milwaukee (2000-02), Baltimore (2002, 2004) and Cincinnati (2005)
- Over his 11 MLB seasons, compiled a .241/.293/.343 slash line with 85 doubles, seven triples, 22 home runs and 151 RBI

- Traded thrice in his career: March 15, 1997, to the Astros for Sean Runyan; March 31, 1997, to the Mets for Tim Bogar; and July 1, 2003, to Baltimore as part of a conditional deal
- Signed as a free agent with Colorado on December 29, 2004, but did not appear in the big leagues

PERSONAL / MISCELLANEOUS INFORMATION

- Full name is Luis Manuel Lopez
- Is one of three Luis Lopez to play in MLB (others: Luis Antonio Lopez, 1990-91, and Luis Lopez Jr., 2001, 2004)





Matt Snyder

HC

Matthew R. Snyder

2025 TEAM: *Jersey Shore Blue Claws*
ROCKIES ORGANIZATION: *1st Season*
BORN: *June 17, 1990* **OPENING DAY AGE:** *35*
BIRTHPLACE: *Centerville, VA*
SCHOOL: *University of Mississippi*

COACHING CAREER

- Begins his inaugural season with both the Isotopes and Rockies organization
- Served as the High-A Jersey Shore Blue Claws hitting coach in 2025
- Started his coaching career with the Marlins organization as a hitting coach (High-A Beloit, 2021-22 and Double-A Pensacola, 2023) and Minor League assistant hitting coordinator (2024)
- In 2022, was awarded the Marlins' "Staff Member of the Year"

PLAYING CAREER

- Drafted by New York-AL in the 10th round of the 2012 MLB Draft out of the University of Mississippi
- Played eight Minor League seasons with New York-AL (2012-18) and Miami (2019), reaching Triple-A in 2019
- Compiled a career .278/.360/.410 slash line with 50 doubles, one triple, 20 homers and 139 RBI

PERSONAL / MISCELLANEOUS INFORMATION

- Is the son of Brian Snyder and brother of Brandon Snyder and twin brother of Michael Snyder, who all played professionally
- Father, Brian, played two years in the big leagues for Seattle (1985) and Oakland (1989)
- Brother Brandon spent six years in MLB with Baltimore (2010-11), Texas (2012), Boston (2013), Atlanta (2014) and Tampa Bay (2018)
- Twin brother Michael played five Minor League seasons (2012-15, 2018), reaching Double-A



COACHES



Craig Bjornson

PC

Craig Michael Bjornson

2025 TEAM: *Gwinnett Stripers*ROCKIES ORGANIZATION: *4th Season*BORN: *Feb. 14, 1969*OPENING DAY AGE: *57*BIRTHPLACE: *Tucson, AZ*SCHOOL: *Nicholls State University*

COACHING CAREER

- Beginning his 27th year as a professional coach, enters his first year with the Isotopes and fourth with the Rockies org (2009-11, Rookie-League Casper's pitching coach)
- Most recently, he spent three seasons with the Braves organization as a pitching coach (Triple-A Gwinnett, 2023), roving pitching instructor (2024) and bullpen coach (Triple-A Gwinnett, 2025)
- Was Boston's bullpen coach from 2018-2020...He played an integral part in Boston's World Series victory in 2018 as Red Sox relief pitchers posted a 1.40 ERA (four earned runs/25.2 innings) in the Fall Classic, the fourth-lowest bullpen ERA in World Series history (minimum 20.0 IP)
- Was a member of the American League All-Star coaching staff in 2019 ... The AL won, 4-3, at Cleveland

- Served as Houston's bullpen coach for five seasons (2012, 2014-2017), winning a World Series title in 2017...From 2014-2017, Astros relievers led the majors with a 3.17 SO/BB and ranked second with a 9.62 SO/9.0 IP
- In 2013, he was Houston's minor league pitching coordinator.
- Spent 13 seasons (1999-2011) as a Minor League pitching coach in the Montreal/Washington, Kansas City, Los Angeles-NL, and Colorado systems
- Made his coaching debut as a pitching coach in the Montreal Expos organization from 1999-2001 with Vermont (A) before coaching Kansas City's Short-A Spokane club in 2002
- Served as a pitching coach for Occidente Pastora de los Llanos in the Venezuelan Winter League (2000-2003).

PLAYING CAREER

- Signed as a non-drafted free agent by the Houston Astros in 1991
- Spent three seasons in the Houston Minor League system, appearing at the Rookie, Short-A, and Single-A levels

- Made 81 appearances (27 starts), going 9-18 with three saves, a 3.82 ERA (109 ER, 257.0 IP), and 162 strikeouts

PERSONAL / MISCELLANEOUS INFORMATION

- Was teammates with Manager Pedro Lopez at Arizona Western Junior College in 1988
- Had his number retired by Nicholls State University
- During game 2 of the 2017 World Series, grabbed a fan who jumped into the Astros bullpen during the game and helped hold him down until security arrived

- Bjornson and Alex Cora were presented with their 2017 World Series rings when the Red Sox visited Minute Maid Park in May 2018
- Was a member of the 1987 Tucson High School state championship winning team





Hoshi Mizutani

ATHLETIC
TRAINER

Hoshito Mizutani

2025 TEAM: *Albuquerque Isotopes*

ROCKIES ORGANIZATION: *9th Season*

BIRTHPLACE: *Miyazaki, Japan*

SCHOOLS: *Oregon State University
Fukuoka College of Resort & Sports*

PLAYER DEVELOPMENT CAREER

- Has been with Albuquerque as the club's athletic trainer since the 2021 season
- Was the athletic trainer for Double-A Hartford in 2018 and 2019...Had been slated to serve in the same role for the Yard Goats prior to the cancellation of the 2020 campaign
- His first year with Colorado's organization was in 2017, serving as the DSL Rockies Athletic Trainer

- Graduate assistant athletic trainer for the Portland State University softball program in 2014-15 ... Also assisted with men's and women's cross country teams in the fall, football in the summer, and assisted at the athletic treatment center during the academic year

PERSONAL / MISCELLANEOUS INFORMATION

- Earned a BS from Oregon State University in the College of Public Health and Human Science in Athletic Training in 2014
- Was an athletic training student at OSU, worked with the football and men's soccer teams
- Also was involved with the Western Oregon University track & field, baseball, basketball and football teams

- Earned an Associate Degree from Fukuoka College of Resort & Sports in Japan in Strength and Conditioning in 2008
- Was an athletic training student at Seinan Gakuin University and worked with the rugby team



Kota Omizu

ASSISTANT
ATHLETIC
TRAINER

Kota Omizu

2025 TEAM: *Fresno Grizzlies*

ROCKIES ORGANIZATION: *3rd Season*

BIRTHPLACE: *Hokkaido, Japan*

SCHOOLS: *Iowa State University*

PLAYER DEVELOPMENT CAREER

- 2026 is his first season with the Isotopes and third with the Rockies organization
- Spent 2025 as the Fresno Grizzlies Athletic Trainer
- Served as an Athletic Trainer for the ACL Rockies in 2024

- Athletic Training Internship with the Kansas City Chiefs (July 2022 - Sept. 2022)
- Iowa State University Athletics Intern (April 2021 - May 2022, Sept. 2022 - June 2024)

PERSONAL / MISCELLANEOUS INFORMATION

- Graduated from the Iowa State University with a BS, Athletic Training, and BA, Psychology in 2022
- Earned MS, Athletic Training

- Certified MAT, LAT and ATC



FIELD STAFF



Jacob Mathis

PHYSICAL
PERFORMANCE
COACH

Jacob Mathis

2025 TEAM: *Hartford Yard Goats*

ROCKIES ORGANIZATION: *4th season*

BIRTHPLACE: *Midlothian, TX*

SCHOOLS: *Texas A&M University*

Auburn University

PLAYER DEVELOPMENT CAREER

- Enters 4th year with Rockies
- Spent 2025 as the Double-A Hartford Yard Goats Physical Performance Coach
- Served as High-A Spokane's Physical Performance Coach from 2023-24 (2024 NWL Champions)
- Auburn University's Strength and Conditioning Graduate Assistant ... Head Strength Coach for Equestrian and Cross Country programs (Jan 2021 - Dec. 2021)
- Strength and Conditioning Intern with TCU (Jan. 2020 - Dec. 2020)
- Strength and Conditioning Coach at D1 Training from Aug. 2019 - Jan, 2020
- Strength and Conditioning Coach Intern for Midlothian High School (Aug. 2018 - May 2019)

PERSONAL / MISCELLANEOUS INFORMATION

- Graduated with a BS, Kinesiology and Exercise Science, from Texas A&M University in 2017
- Earned MEd, Educational Leadership and Administration, Sport Management, from Auburn University in 2022
- Certified CSCS, USAW-L1 and CPR & AED
- Played Division II soccer at Ouachita Baptist University (2013-15)





Zach Agnos

RHP

Zachary George Agnos

BATS	THROWS	HEIGHT	WEIGHT
RIGHT	RIGHT	6-0	210

BORN: August 15, 2000 **OPENING DAY AGE:** 25
BIRTHPLACE: Haymarket, VA **SCHOOL:** East Carolina
ACQUIRED: Selected by the Rockies in the 10th round (296th overall) of the 2022 MLB Draft

QUICK HITS

- Fifth professional season, all with the Rockies org
- Split 2025 season between Triple-A Albuquerque and Colorado
- Had contract selected by Colorado from Albuquerque on April 20, 2025, first time on an MLB roster ... debuted in game two of a doubleheader vs. Washington same day (1.0 IP, 1 H, 0 R)
- 4-for-4 in save opportunities for Colorado in 2025, becoming the first player in franchise history to record a save in his first four career save opportunities
- Pitched in 10 games for Albuquerque in 2025, compiling a 2.25 ERA (12.0 IP, 3 ER) with three saves
- 2024 Northwest League Post-Season All-Star
- 2023 California League and MiLB.com Organizational All-Star ... Tallied 27 saves, leading all of Minor League Baseball
- Member of the 2022 USA Collegiate National Team that captured a Bronze medal at the Honkbalweek Haarlem in Haarlem, Netherlands
- Played collegiately at East Carolina University (2020-22) ... Was a two-way player (third base and pitcher)
- Named a 2022 Second-Team All-American by Baseball America and D1 Baseball and First-Team All-American Athletic Conference after batting .330 with seven homers and 42 RBI and a pitching to a 2.31 ERA and 3-0 ledger in 21 outings on the mound
- Played for the 2021 Bourne Braves of the Cape Cod League, where he began taking more reps as a pitcher
- Named a 2021 First-Team Freshman All-American by Collegiate Baseball and Second-Team All-American Athletic Conference
- Brother, Jake, a left-handed pitcher, also played baseball at East Carolina University (2017-19) and was drafted in the Fourth Round by the New York Yankees in the 2019 MLB Draft; Played one year of affiliated ball (2019)

2025

- Split the year between Triple-A Albuquerque and Colorado
- Had contract selected by Colorado from Albuquerque on April 20, first time on an MLB roster ... debuted in game two of a doubleheader vs. Washington same day (1.0 IP, 1 H, 0 R)
- 4-for-4 in save opportunities, becoming first player in franchise history to record a save in his first four career save opportunities
- Did not allow an earned run through his first seven outings through May 7 ... became the first Rockies reliever in franchise history to pitch at least one inning and issue no walks in their first seven career appearances
- Scoreless in 12 of his first 14 career outings through May 27 (1.13 ERA; 16.0 IP, 2 ER)
- Posted a 12.33 ERA (15.1 IP, 21 ER) through his final 16 appearances of the season following this stretch ... gave up at least one earned run in seven consecutive outings July 6-26 (6.2 IP, 10 ER)
- Allowed at least one hit in 14 consecutive outings June 1-July 26, the second-longest streak for a Rockies reliever in 2025 behind Anthony Molina (15 games)
- Optioned to Triple-A on June 15 and recalled on July 3
- On the bereavement list June 3-6 ... on the 15-day injured list with a right elbow flexor strain July 27-Sept. 24.
- Reinstated from the 15-day IL on Sept. 24 and made two scoreless relief appearances to end his season, Sept. 25 at Seattle and Sept. 28 at San Francisco
- Pitched in 10 games for Albuquerque, compiling a 2.25 ERA (12.0 IP, 3 ER) with three saves

2024

- Northwest League Post-Season All-Star
- Began the year with High-A Spokane, pitching to a 0.73 ERA (24.2 IP, 2 ER) with 10 saves, 30:2 K:BB ratio, .167 BAA and 0.69 WHIP in 21 games
- Did not allow a run over his final eight appearances and 9.0 innings with the Indians
- Promoted to Double-A Hartford June 26, and registered a 1.95 ERA (27.2 IP, 6 ER) with seven saves, 33:9 K:BB ratio, .158 BAA and 0.87 WHIP over 24 games
- Relented just three earned runs over his final 20 games and 23.1 innings (1.16 ERA)



2023


- California League and MiLB.com Organizational All-Star
- Spent the entire season with Single-A Fresno, compiling a 2.06 ERA (52.1 IP, 12 ER) and 27 saves with a 68:13 K:BB ratio, 1.01 WHIP and .198 BAA
- His 27 saves led all of Minor League Baseball
- Allowed just one earned run over his final 24 games and 28.0 innings (0.32 ERA) with a 40:5 K:BB ratio
- Tallied a career-high five punchouts June 28 at Stockton over 2.0 frames

PERSONAL / MISCELLANEOUS INFORMATION

- Son of Nicholas and Lee
- Has two brothers, Jake and John, and one sister, Katie
- Four-year letterwinner at Battlefield High School in Haymarket, VA
- Four-time All-Conference selection and two-time All-State honoree (2018-19)
- 2019 Pre-Season All-American by Perfect Game
- Rated as the third-best shortstop and 10th overall prospect in Virginia by Perfect Game

Season	Level	League	Team	W	L	ERA	G	GS	CG	SHO	SV	SVO	IP	H	R	ER	HR	HB	BB	IBB	SO	WHIP
2022	ROK	ACL	A-RCK	0	0	9.00	1	0	0	0	0	0	1.0	2	1	1	1	0	0	0	1	2.00
2023	A	CAL	FRE	5	3	2.06	47	0	0	0	27	29	52.1	40	18	12	4	4	13	0	68	1.01
2024	A+	NWL	SPO	4	1	0.73	21	0	0	0	10	13	24.2	15	5	2	1	1	2	1	30	0.69
2024	AA	EAS	HFD	4	2	1.95	24	0	0	0	7	8	27.2	15	7	6	2	1	9	0	33	0.87
2024	Minors	2 Leagues	2 Teams	8	3	1.38	45	0	0	0	17	21	52.1	30	12	8	3	2	11	1	63	0.78
2025	AAA	PCL	ABQ	0	0	2.25	10	0	0	0	3	3	12.0	6	3	3	1	0	4	0	14	0.83
2025	MLB	NL	COL	1	3	6.61	30	0	0	0	4	4	31.1	31	25	23	5	0	17	0	19	1.53
Career	ROK	ACL	A-RCK	0	0	9.00	1	0	0	0	0	0	1.0	2	1	1	1	0	0	0	1	2.00
Career	MLB	NL	COL	1	3	6.61	30	0	0	0	4	4	31.1	31	25	23	5	0	17	0	19	1.53
Career	AAA	PCL	ABQ	0	0	2.25	10	0	0	0	3	3	12.0	6	3	3	1	0	4	0	14	0.83
Career	AA	EAS	HFD	4	2	1.95	24	0	0	0	7	8	27.2	15	7	6	2	1	9	0	33	0.87
Career	A+	NWL	SPO	4	1	0.73	21	0	0	0	10	13	24.2	15	5	2	1	1	2	1	30	0.69
Career	A	CAL	FRE	5	3	2.06	47	0	0	0	27	29	52.1	40	18	12	4	4	13	0	68	1.01
Career	Minors	5 Leagues	5 Teams	13	6	1.84	103	0	0	0	47	53	117.2	78	34	24	9	6	28	1	146	0.90





Mason Albright

LHP

Mason Quinn Albright

BATS	THROWS	HEIGHT	WEIGHT
LEFT	LEFT	6-0	190

BORN: November 26, 2002 OPENING DAY AGE: 23

BIRTHPLACE: Frederick, MD SCHOOL: IMG Academy

ACQUIRED: Traded to the Rockies from Los Angeles-AL along with RHP Jake Madden in exchange for 1B C.J. Cron and OF Randal Grichuk July 30, 2023

QUICK HITS

- Sixth professional season, Rockies are his second organization (Angels)
- Pitched in 21 games (19 starts) for Triple-A Albuquerque in 2025, was 3-7 with a 7.80 ERA (85.1 IP, 74 ER)
- Allowed 28 home runs in 2025, the most of any PCL pitcher despite not joining the club until mid-May
- Started the 2025 campaign with Double-A Hartford, posting a 2.51 ERA in six starts (32.1 IP, 9 ER) ... did not allow more than two earned runs in any of his outings
- Eastern League Pitcher of the Week (Aug. 18, 2024)
- Traded to Colorado from Los Angeles-AL along with RHP Jake Madden in exchange for 1B C.J. Cron and OF Randal Grichuk on July 30, 2023
- Originally a 12th round pick by the Angels in the 2021 MLB Draft from IMG Academy
- Was committed to play at Virginia Tech, but chose to sign with the Angels
- Signed for a \$1.2 million bonus, the highest ever for a player drafted in the 10th round or later during the era of pool allotments

2025

- Started the campaign with Double-A Hartford, posting a 2.51 ERA in six starts (32.1 IP, 9 ER) ... did not allow more than two earned runs in any outing
- Spun 5.0 scoreless innings of one-hit ball on May 10 at New Hampshire in his final start in the Eastern League
- Promoted to Triple-A Albuquerque on May 15, made his Triple-A debut that evening in a start vs. Tacoma ... allowed four runs and 10 hits in 6.2 innings
- Pitched in 21 games (19 starts) for the Isotopes, was 3-7 with a 7.80 ERA (85.1 IP, 74 ER)
- Allowed 28 home runs, the most of any PCL pitcher despite not joining the club until mid-May
- Removed after six pitches on July 19 vs. Reno when he was hit on the arm by catcher Braxton Fulford's throw on a caught stealing attempt (did not go on IL)
- Became the fourth Isotopes pitcher since 2005 to relent at least one home run in nine-straight games (Aug. 2-Sept. 19, streak still intact at season's end) ... gave up two long balls in each of his final four starts

2024

- Spent the entire season with Double-A Hartford, making 24 appearances (23 starts) and finishing with a 4-8 record and 4.59 ERA (115.2 IP, 59 ER)
- Led the Yard Goats in games started
- In consecutive starts May 17 and May 23, combined to pitch 13.0 innings with just eight total hits and one run allowed, winning both decisions (vs. New Hampshire, at Portland)
- Started opposite Yankees' right-hander Gerrit Cole twice in Somerset, as Cole was rehabbing an injury
- Won Eastern League Pitcher of the Week laurels after firing 7.0 scoreless innings of three-hit ball without a free pass on Aug. 13 vs. Somerset
- Did not walk a batter while working 5.0 frames in each of his final two starts
- Pitched at least six innings allowing one run or fewer five times

2023

- Began the season at Single-A Inland Empire, earning a 9-4 record and 3.62 ERA (79.2 IP, 32 ER) in 15 games (14 starts)
- Spun 7.0 scoreless innings of three-hit ball with no walks on May 4 at Visalia
- In back-to-back starts July 7 and July 19, pitched a total of 13.2 scoreless innings with one walk and 19 strikeouts
- Earned California League Pitcher of the Week after his July 7 start vs. Rancho Cucamonga, limiting the Quakes to two hits over 6.2 frames with 11 punchouts
- Traded to Colorado along with right-handed pitcher Jake Madden in exchange for first baseman C.J. Cron and outfielder Randal Grichuk on July 30
- At the time of the trade, ranked third among Single-A pitchers in victories
- Assigned to Fresno for one start on Aug. 2 vs. Rancho Cucamonga, when he worked 5.0 scoreless frames of two-hit ball with nine strikeouts
- Promoted to High-A Spokane and also fanned nine batters in his first outing on Aug. 10 vs. Hillsboro
- Was 2-0 with a 2.88 ERA (25.0 IP, 8 ER) in five starts for Spokane
- Ended the year with 119 strikeouts in 109.2 innings between three clubs



PERSONAL / MISCELLANEOUS INFORMATION

- Attended Catocin High School in Thurmont, Maryland ...
- Played only two years of varsity baseball due to his junior season being cancelled (COVID-19)
- Participated in the Perfect Game All-American Classic in Oklahoma City in 2020 at Chickasaw Bricktown Ballpark
- Knew Catocin baseball coach Mike Franklin since he was a toddler
- His older brother, Justin, played three years of baseball at George Washington University (2011-13) as a two-way player

Season	Level	League	Team	W	L	ERA	G	GS	CG	SHO	SV	SVO	IP	H	R	ER	HR	HB	BB	IBB	SO	WHIP
2021	ROK	ACL	A-ANG	1	0	0.00	3	2	0	0	0	0	8.0	3	0	0	0	0	2	0	8	0.63
2022	ROK	ACL	A-ANG	1	0	3.00	2	0	0	0	0	0	3.0	3	1	1	0	0	0	0	2	1.00
2022	A	CAL	IE	0	4	9.00	12	12	0	0	0	0	48.0	72	54	48	12	4	23	0	53	1.98
2022	A+	NWL	TRI	0	0	9.00	3	0	0	0	0	1	4.0	5	5	4	0	1	5	0	4	2.50
2022	Minors	3 Leagues	3 Teams	1	4	8.67	17	12	0	0	0	1	55.0	80	60	53	12	5	28	0	59	1.96
2023	A	CAL	IE	9	4	3.62	15	14	0	0	0	0	79.2	78	34	32	10	0	20	0	86	1.23
2023	A	CAL	FRE	1	0	0.00	1	1	0	0	0	0	5.0	2	0	0	0	0	2	0	9	0.80
2023	A+	NWL	SPO	2	0	2.88	5	5	0	0	0	0	25.0	24	13	8	4	1	12	0	24	1.44
2023	A	CAL	2 Teams	10	4	3.40	16	15	0	0	0	0	84.2	80	34	32	10	0	22	0	95	1.20
2023	Minors	3 Leagues	3 Teams	12	4	3.28	21	20	0	0	0	0	109.2	104	47	40	14	1	34	0	119	1.26
2024	AA	EAS	HFD	4	8	4.59	24	23	0	0	0	0	115.2	115	64	59	13	4	40	0	80	1.34
2025	AA	EAS	HFD	3	2	2.51	6	6	0	0	0	0	32.1	26	10	9	4	0	8	0	20	1.05
2025	AAA	PCL	ABQ	3	7	7.80	21	19	0	0	0	1	85.1	120	79	74	28	2	35	0	65	1.82
2025	Minors	2 Leagues	2 Teams	6	9	6.35	27	25	0	0	0	1	117.2	146	89	83	32	2	43	0	85	1.61
Career	ROK	ACL	A-ANG	2	0	0.82	5	2	0	0	0	0	11.0	6	1	1	0	0	2	0	10	0.73
Career	AAA	PCL	ABQ	3	7	7.80	21	19	0	0	0	1	85.1	120	79	74	28	2	35	0	65	1.82
Career	AA	EAS	HFD	7	10	4.14	30	29	0	0	0	0	148.0	141	74	68	17	4	48	0	100	1.28
Career	A+	NWL	2 Teams	2	0	3.72	8	5	0	0	0	1	29.0	29	18	12	4	2	17	0	28	1.59
Career	A	CAL	2 Teams	10	8	5.43	28	27	0	0	0	0	132.2	152	88	80	22	4	45	0	148	1.48
Career	Minors	5 Leagues	7 Teams	24	25	5.21	92	82	0	0	0	2	406.0	448	260	235	71	12	147	0	351	1.47





Adael Amador

INF

Adael Alexander Amador

BATS	THROWS	HEIGHT	WEIGHT
SWITCH	RIGHT	5-11	200

BORN: April 11, 2003 OPENING DAY AGE: 22

BIRTHPLACE: Santo Domingo, D.R.

ACQUIRED: Signed by Rockies as an international free agent on July 2, 2019

QUICK HITS

- Sixth professional season, all with the Rockies organization
- In 41 games with Colorado in 2025, slashed .177/.256/.265 with seven doubles and a homer
- Connected on his lone Major League home run off Reds ace Hunter Greene on April 27, 2025
- Slashed .303/.405/.478 with 16 doubles, three triples, 11 homers, 59 RBI and 20 steals for Albuquerque in 2025
- Named to the 2025 PCL Post-Season All-Star Team
- Became the 13th player in Isotopes history to tally at least 10 home runs and 20 stolen bases in a campaign
- Made his Major League debut on June 9, 2024, at St. Louis, becoming the second-youngest position player in Rockies franchise history to make his Major League debut (21-059) behind SS Ezequiel Tovar (21-053, 2022) and the third-youngest overall ... Was the fifth-youngest position player to appear in a game this season
- Added to the Rockies 40-man roster Nov. 14, 2023
- Named the 2023 Northwest League's Top Prospect ... Garnered 2023 Northwest League Postseason All-Star laurels
- Underwent surgery on his right hamate bone in July 2023
- Earned 2022 MiLB.com Organization and California League Postseason All-Star
- Ranked as the 16th best prospect in MLB Pipeline's Top 30 International Prospects during the 2019 signing period
- Signed with the Rockies on July 2, 2019, for \$1.5 million signing bonus
- Was born April 11, 2003, the day of the first-ever game at Isotopes Park

2025

- Split season between Triple-A Albuquerque and Colorado (80 games with Isotopes, 41 contests with Rockies)
- Named to the Pacific Coast League Post-Season All-Star Team
- Slashed .303/.405/.478 with 16 doubles, three triples, 11 homers, 59 RBI and 20 steals for Albuquerque
- Became the 13th player in Isotopes history to tally at least 10 home runs and 20 stolen bases in a campaign
- Compiled a .385/.487/.656 slashline with 10 doubles, two triples, four homers, and 25 RBI over his last 25 games, also reached base safely in his last 30 starts
- Had a pair of four-hit games with Albuquerque: July 11 (at RR) and Aug. 22 (vs. LV)
- Hit a two-run single off Craig Kimbrel in the 11th inning on July 11 at Round Rock
- In 41 games with Colorado, slashed .177/.256/.265 with seven doubles and a homer
- Connected on his lone Major League home run off Reds ace Hunter Greene on April 27
- Had three stints on the Rockies active roster (April 13-May 29, July 20-24, Aug. 6-15)

2024

- Recalled by Rockies from Double-A Hartford on June 9, his first appearance on a Major League active roster
- Made his Major League debut on June 9 at St. Louis, becoming the second-youngest position player in Rockies franchise history to make his Major League debut (21-059) behind SS Ezequiel Tovar (21-053, 2022) and the third-youngest overall ... Was the fifth-youngest position player to appear in a Major League game this season
- Logged his first career hit on the first pitch he saw, the first Rockie to do so since Tovar on Sept 23, 2022, vs. San Diego ... Also recorded his first career stolen base, the sixth Rockie in history to steal a base in his debut, first since Wynton Bernard on Aug. 12, 2022
- Recorded his first career multi-hit game on June 19 vs. Los Angeles-NL ... Also drew a walk in the game, the youngest Rockie all-time to reach base three times in one game at 21 years and 69 days old
- Placed on the 10-day IL on June 21 with left oblique tightness ... Activated on July 3 and optioned to Hartford
- Spent the majority of his season with Hartford, slashing .230/.343/.376 with 14 home runs, 52 RBI and 35 stolen bases in 100 games
- Over final 39 games with the Yard Goats, hit .310 with eight home runs, 10 steals and a .912 OPS
- Recorded a hit in 12 of his last 15 games with Hartford



2023

- Rated as the 61st best prospect in all of baseball in MLB.com's preseason rankings
- Started the year with ACL Rockies due to undisclosed injury ... Promoted to High-A Spokane April 18
- Played in 54 games for Spokane and slashed .302/.391/.514 with 14 doubles, three triples, nine homers, 35 RBI and 12 stolen bases in 16 attempts
- Belted a career-high three homers May 20 at Everett, tallying four RBI
- Underwent surgery on his right hamate bone in early July
- Promoted to Hartford Aug. 26 before being placed on the IL for a second time Aug. 31 - Sept. 7
- Played in just 10 games for the Yard Goats, going 5-for-35 with one homer and a 8:4 K:BB ratio
- Named the 2023 Northwest League's Top Prospect ... Garnered 2023 Northwest League Postseason All-Star laurels
- Added to the Rockies 40-man roster Nov. 14
- Played 21 games in the Puerto Rican Winter League for RA12; slashed .243/.372/.300 with a 13:15 K:BB ratio

Season	Level	League	Team	AVG	G	AB	R	H	2B	3B	HR	RBI	BB	IBB	SO	SB	CS	OBP	SLG	OPS	PA	HBP	SAC
2021	ROK	ACL	A-RCK	.299	47	164	41	49	10	1	4	24	27	0	29	10	7	.394	.445	.839	200	2	2
2022	A	CAL	FRE	.292	115	449	100	131	24	0	15	57	87	2	67	26	12	.415	.445	.860	555	11	3
2023	ROK	ACL	A-RCK	.389	5	18	6	7	1	0	2	9	4	0	3	0	0	.500	.778	1.278	22	0	0
2023	A+	NWL	SPO	.302	54	222	46	67	14	3	9	35	31	0	26	12	4	.391	.514	.905	259	3	1
2023	AA	EAS	HFD	.143	10	35	3	5	0	0	1	2	4	0	8	3	1	.244	.229	.473	41	1	0
2023	Minors	3 Leagues	3 Teams	.287	69	275	55	79	15	3	12	46	39	0	37	15	5	.380	.495	.875	322	4	1
2024	AA	EAS	HFD	.230	100	383	61	88	12	1	14	52	62	0	88	35	11	.343	.376	.719	455	5	1
2024	MLB	NL	COL	.171	10	35	1	6	1	0	0	0	1	0	6	1	0	.194	.200	.394	36	0	0
2025	AAA	PCL	ABQ	.303	80	314	49	95	16	3	11	59	50	0	47	20	9	.405	.478	.883	371	5	1
2025	MLB	NL	COL	.177	41	113	5	20	7	0	1	10	11	0	27	1	1	.256	.265	.521	128	1	3
Career	ROK	ACL	A-RCK	.308	52	182	47	56	11	1	6	33	31	0	32	10	7	.405	.478	.883	222	2	2
Career	MLB	NL	COL	.176	51	148	6	26	8	0	1	10	12	0	33	2	1	.242	.250	.492	164	1	3
Career	AAA	PCL	ABQ	.303	80	314	49	95	16	3	11	59	50	0	47	20	9	.405	.478	.883	371	5	1
Career	AA	EAS	HFD	.222	110	418	64	93	12	1	15	54	66	0	96	38	12	.335	.364	.699	496	6	1
Career	A+	NWL	SPO	.302	54	222	46	67	14	3	9	35	31	0	26	12	4	.391	.514	.905	259	3	1
Career	A	CAL	FRE	.292	115	449	100	131	24	0	15	57	87	2	67	26	12	.415	.445	.860	555	11	3
Career	Minors	5 Leagues	5 Teams	.279	411	1585	306	442	77	8	56	238	265	2	268	106	44	.388	.444	.832	1903	27	8





Drew Avans

OF

Drew Avans

BATS	THROWS	HEIGHT	WEIGHT
LEFT	RIGHT	5-10	195

BORN: June 13, 1996 OPENING DAY AGE: 29
 BIRTHPLACE: Alabaster, AL SCHOOL: Southeastern Louisiana
 ACQUIRED: Signed by the Rockies as a free agent on November 14, 2025

QUICK HITS

- Eighth professional season, Rockies are his fourth organization (Dodgers, Athletics, Brewers)
- Signed a Minor League deal with Colorado on Nov. 14, 2025
- Split the 2025 campaign between Triple-A and the Majors in the Athletics and Brewers organizations ... played 100 games in Triple-A and eight in the big leagues
- Slashed .289/.372/.405 with 19 doubles, eight homers, 58 RBI and 40 steals combined between Las Vegas and Nashville in 2025
- Made his Major League debut on May 27, 2025, for the Athletics after 691 career games in the minors ... entered as a defensive replacement at Houston and singled in his first plate appearance off Forrest Whitley
- Was 2-for-15 in seven contests with the Athletics in 2025 ... designated for assignment on June 6, 2025, and claimed off waivers by Milwaukee two days later
- Appeared in two games for Milwaukee in 2025, was 0-for-2 with a sacrifice fly before being optioned to Nashville in June 16 ... designated for assignment a month later and accepted his outright assignment to Triple-A
- Spent the first six seasons of his professional career in the Dodgers organization after being a 33rd round pick (1,004th overall) from Southeastern Louisiana University in 2018
- Played in 470 games with Triple-A Oklahoma City from 2021-2024, producing a slashline of .270/.369/.404 with 86 doubles, 26 triples, 31 homers, 190 RBI and 117 steals
- In OKC's "Bricktown Era" (1998-present) ranks first in career hits (462), runs (345), walks (261), triples (26), second in games played (471), stolen bases (117) and third in doubles (86)
- MiLB.com Organizational All-Star in 2022
- Helped lead Oklahoma City to a Pacific Coast League championship in 2023, also played for Tulsa's team in 2019 that reached the Texas League Championship Series before falling to Amarillo in Game 5
- Was a two-way player in college, receiving 548 career at-bats and also making 34 appearances on the mound
- Garnered All-Southland Conference honors in 2017 (second team) and 2018 (first team)
- Played in the Northwoods League for the St. Cloud Rox in 2017, helped lead the squad to a title ... became the fourth member of that team to play in the Major Leagues, following Michael Busch, Cam Eden and Daniel Schneemann

2025

- Began the season with Triple-A Las Vegas, slashing .328/.414/.444 with eight doubles, a triple, four homers, 34 RBI and 16 steals in 58 games
- Was 4-for-6 with five runs scored on April 13 at El Paso, one of five players to score five runs in a PCL game in 2025 (also: Luis Castro, Braxton Fulford, Justin Dean, Sam Hilliard)
- Had four games with at least three hits in April
- Contract purchased by the Athletics on May 27, made his Major League debut that evening after 691 games in the Minor Leagues ... entered as a defensive replacement and singled in his first plate appearance off Forrest Whitley
- Was 2-for-15 in seven games with the Athletics ... designated for assignment on June 6 and claimed off waivers by Milwaukee two days later
- Played in just one game for the Brewers, going 0-for-2 with a sac fly on June 15 vs. St. Louis
- Optioned to Triple-A Nashville on June 16, then designated for assignment a month later and outrighted
- In 52 games with the Sounds, slashed .251/.329/.367 with 11 doubles, four homers, 24 RBI and 24 stolen bases

2024

- Spent a fourth-straight season with Oklahoma City, compiled a .272/.366/.396 slashline with 27 doubles, eight triples, eight homers, 52 RBI and 35 stolen bases in 133 games
- Ranked first in the PCL with 105 runs scored, was second in triples and third in total hits (147)
- On Sept. 18 at Salt Lake, collected his 449th hit in an Oklahoma City uniform, becoming the team's all-time hit leader in the "Bricktown Era" (1998-present), surpassing Kelly Dransfeldt (1999-2002)
- In his last nine games of the campaign, was 22-for-43, with nine multi-hit efforts during the stretch ... including a 5-for-5 showing on Sept. 18 at Salt Lake
- Earned PCL Player of the Week honors for Sept. 17-22
- Became a free agent after the season for the first time, and signed a Minor League contract with the Athletics on Nov. 20



2023

- In 129 games with Triple-A Oklahoma City, slashed .254/.355/.380 with 27 doubles, two triples, 11 homers, 58 RBI and 23 stolen bases
 - Helped lead the Dodgers to the Pacific Coast League championship, OKC's first league title since 1996

- Was 6-for-8 in two games during the PCL championship series vs. Round Rock

PERSONAL / MISCELLANEOUS INFORMATION

- Has lived in New Orleans during the offseason for the last decade
 - Son of Denis and Trisha Avans
 - Has two younger siblings, Cole and Brooke
 - Garnered two All-State and All-County honors in high school, and was an All-Metro selection as a senior in baseball

- Earned three varsity letters in baseball and one in cross country at Thompson High School (Alaster, Alabama) ... was the baseball team captain as a junior

Season	Level	League	Team	AVG	G	AB	R	H	2B	3B	HR	RBI	BB	IBB	SO	SB	CS	OBP	SLG	OPS	PA	HBP	SAC
2018	ROK	ACL	A-DOD	.393	8	28	6	11	1	1	3	10	2	0	4	3	0	.433	.821	1254	30	0	0
2018	ROK	PID	OGO	.350	16	60	23	21	0	2	5	20	16	0	10	5	3	.481	.667	1148	77	0	0
2018	A(Full)	MID	GL	.228	36	123	17	28	5	2	2	21	17	0	29	12	2	.327	.350	.677	148	3	1
2018	Minors	3 Leagues	3 Teams	.284	60	211	46	60	6	5	10	51	35	0	43	20	5	.386	.502	.888	255	3	1
2018	ROK	2 Leagues	2 Teams	.364	24	88	29	32	1	3	8	30	18	0	14	8	3	.467	.716	1183	107	0	0
2019	A(Full)	MID	GL	.194	11	36	5	7	1	0	1	3	6	1	7	4	1	.302	.306	.608	43	0	0
2019	A(Adv)	CAL	RC	.293	36	123	23	36	7	4	3	19	10	0	37	3	3	.353	.488	.841	137	2	1
2019	AA	TEX	TUL	.286	65	230	36	63	8	1	6	18	19	0	64	17	5	.346	.414	.760	241	1	1
2019	Minors	3 Leagues	3 Teams	.280	112	379	64	106	16	5	10	40	35	1	108	24	9	.344	.427	.771	421	3	2
2021	AAA	PCL	OKC	.275	90	233	51	64	15	4	5	32	43	0	59	19	2	.388	.438	.826	279	1	1
2022	AAA	PCL	OKC	.282	119	432	94	122	17	12	7	48	61	0	129	40	7	.379	.426	.805	504	7	3
2023	AAA	PCL	OKC	.254	129	508	95	129	27	2	11	58	77	0	132	23	8	.355	.380	.735	596	5	1
2024	AAA	PCL	OKC	.272	133	541	105	147	27	8	8	52	80	1	157	35	6	.366	.396	.762	625	2	0
2025	AAA	PCL	LV	.328	48	189	41	62	8	1	4	34	30	0	31	16	5	.414	.444	.858	222	0	0
2025	AAA	INT	NAS	.251	52	199	31	50	11	0	4	24	20	1	54	24	3	.329	.367	.696	222	3	0
2025	MLB	AL	ATH	.133	7	15	1	2	0	0	0	0	0	0	5	1	0	.133	.133	.266	15	0	0
2025	MLB	NL	MIL	.000	1	2	0	0	0	0	0	1	0	0	1	0	0	.000	.000	.000	3	0	0
2025	Minors	2 Leagues	2 Teams	.289	100	388	72	112	19	1	8	58	50	1	85	40	8	.372	.405	.777	444	3	0
2025	AAA	2 Leagues	2 Teams	.289	100	388	72	112	19	1	8	58	50	1	85	40	8	.372	.405	.777	444	3	0
2025	MLB	2 Leagues	2 Teams	.118	8	17	1	2	0	0	0	1	0	0	6	1	0	.111	.118	.229	18	0	0
Career	ROK	2 Leagues	2 Teams	.364	24	88	29	32	1	3	8	30	18	0	14	8	3	.467	.716	1183	107	0	0
Career	MLB	2 Leagues	2 Teams	.118	8	17	1	2	0	0	0	1	0	0	6	1	0	.111	.118	.229	18	0	0
Career	AAA	2 Leagues	3 Teams	.273	571	2102	417	574	105	27	39	248	311	2	562	157	31	.370	.404	.774	2448	18	5
Career	AA	TEX	TUL	.286	65	220	36	63	8	1	6	18	19	0	64	17	5	.346	.414	.760	241	1	1
Career	A+	CAL	RC	.293	36	123	23	36	7	4	3	19	10	0	37	3	3	.353	.488	.841	137	2	1
Career	A	MID	GL	.220	47	159	22	35	6	2	3	24	23	1	36	16	3	.321	.340	.661	191	3	1
Career	Minors	7 Leagues	8 Teams	.275	743	2692	527	740	127	37	59	339	381	3	713	201	45	.367	.415	.782	3124	24	8





Collin Baumgartner

RHP

Collin Craig Baumgartner

BATS	THROWS	HEIGHT	WEIGHT
LEFT	RIGHT	6-6	250

BORN: September 26, 1998 OPENING DAY AGE: 27

BIRTHPLACE: Alton, IL SCHOOL: Kansas

ACQUIRED: Signed by the Rockies as an undrafted free agent July 16, 2023

QUICK HITS

- Fourth professional season, all with the Rockies organization
- In 100 Minor League appearances entering 2026, has struck out 156 batters in 125.2 innings, boasting a career 2.44 ERA across four levels
- Split the 2025 campaign between Double-A Hartford and Triple-A Albuquerque, posting a 2.66 ERA in 49 total outings (61.0 IP, 18 ER)
- Recorded his first Triple-A save on Sept. 2 vs. Round Rock, working a perfect ninth inning with a pair of punchouts
- Signed with Colorado as an undrafted free agent from the University of Kansas in 2023
- Was ranked as the No. 18 MLB Draft prospect for 2023 in the Big 12 by Perfect Game
- Spent five years (2018-22) in the Southern Illinois University (Edwardsville) baseball program, then transferred to Kansas as a graduate student for the 2023 season

2025

- Split the campaign between Double-A Hartford and Triple-A Albuquerque, posting a 2.66 ERA in 49 total outings (61.0 IP, 18 ER)
- Appeared in 32 contests for the Yard Goats, pitching to a 2.79 ERA (38.2 IP, 12 ER) with five saves in seven opportunities
- Promoted to Albuquerque on July 31, and worked 2.0 scoreless innings with three strikeouts in his Triple-A debut the next day vs. Sacramento
- Totaled a 2.42 ERA in 17 appearances with the Isotopes (22.1 IP, 6 ER)
- Allowed half of his total runs in one game on Aug. 9 vs. Round Rock
- Recorded his first Triple-A save on Sept. 2 vs. Round Rock, working a perfect ninth inning with a pair of punchouts
- Tallied 73 total strikeouts in 61.0 innings between the Yard Goats and Isotopes

2024

- Split the season between Single-A Fresno and Double-A Hartford, making 45 relief appearances while compiling a 6-4 record and 1.92 ERA (56.1 IP, 12 ER)
- Garnered 75 total strikeouts in 56.1 innings
- Pitched eight times for Fresno in April, totaling 11.2 scoreless innings with two hits allowed ... Issued three walks and punched out 21 batters
- Promoted to Double-A Hartford on May 21
- In 31 appearances with the Yard Goats, was 4-2 with a 2.17 ERA (37.1 IP, 9 ER)
- Had a span of 13 consecutive scoreless outings from June 29 - Aug. 9 (13.2 IP)
- Limited opponents to a combined .190 batting average

2023

- Was undrafted out of the University of Kansas
- Signed a Minor League contract with Colorado on July 16
- Pitched in six games between ACL Rockies (four) and High-A Spokane (two), allowing six hits and four runs in 8.1 innings

PERSONAL / MISCELLANEOUS INFORMATION

- Son of Steve and Kristie Baumgartner
- Prior to signing with Colorado, was slated to attend Saint Louis University for law school
- Played four seasons of varsity baseball at Southwestern High School in Illinois, also a member of the basketball and golf teams
- At the time of his graduation in 2017, ranked third all-time with 1,387 points in basketball at Southwestern
- When he wrapped up his high school baseball career, owned school records for strikeouts (280), ERA (1.15), innings pitched (206.2), wins (22) and starts (32)
- Fourth SWHS baseball player to sign a pro contract, and first since 1994 ... list includes former All-Star closer Jason Isringhausen



Season	Level	League	Team	W	L	ERA	G	GS	CG	SHO	SV	SVO	IP	H	R	ER	HR	HB	BB	IBB	SO	WHIP
2023	ROK	ACL	A-RCK	0	0	2.08	4	0	0	0	0	0	4.1	2	1	1	0	0	1	0	4	0.69
2023	A+	NWL	SPO	0	0	6.75	2	0	0	0	0	0	4.0	4	3	3	0	0	2	0	4	1.50
2023	Minors	2 Leagues	2 Teams	0	0	4.32	6	0	0	0	0	0	8.1	6	4	4	0	0	3	0	8	1.08
2024	A	CAL	FRE	2	2	1.42	14	0	0	0	1	1	19.0	7	3	3	0	1	6	0	30	0.68
2024	AA	EAS	HFD	4	2	2.17	31	0	0	0	0	1	37.1	30	11	9	2	2	17	0	45	1.26
2024	Minors	2 Leagues	2 Teams	6	4	1.92	45	0	0	0	1	2	56.1	37	14	12	2	3	23	0	75	1.07
2025	AA	EAS	HFD	3	2	2.79	32	0	0	0	5	7	38.2	30	15	12	3	0	20	0	48	1.29
2025	AAA	PCL	ABQ	0	3	2.42	17	0	0	0	2	3	22.1	18	8	6	2	2	9	0	25	1.21
2025	Minors	2 Leagues	2 Teams	3	5	2.66	49	0	0	0	7	10	61.0	48	23	18	5	2	29	0	73	1.26
Career	ROK	ACL	A-RCK	0	0	2.08	4	0	0	0	0	0	4.1	2	1	1	0	0	1	0	4	0.69
Career	AAA	PCL	ABQ	0	3	2.42	17	0	0	0	2	3	22.1	18	8	6	2	2	9	0	25	1.21
Career	AA	EAS	HFD	7	4	2.49	63	0	0	0	5	8	76.0	60	26	21	5	2	37	0	93	1.28
Career	A+	NWL	SPO	0	0	6.75	2	0	0	0	0	0	4.0	4	3	3	0	0	2	0	4	1.50
Career	A	CAL	FRE	2	2	1.42	14	0	0	0	1	1	19.0	7	3	3	0	1	6	0	30	0.68
Career	Minors	5 Leagues	5 Teams	9	9	2.44	100	0	0	0	8	12	125.2	91	41	34	7	5	55	0	156	1.16





Jordan Beck

OF

Jordan Alexander Beck

BATS	THROWS	HEIGHT	WEIGHT
RIGHT	RIGHT	6-2	225

BORN: April 19, 2001 **OPENING DAY AGE:** 24
BIRTHPLACE: Hazel Green, AL **SCHOOL:** Tennessee
ACQUIRED: Selected by the Rockies in the Competitive Balance Round A (38th overall) in the 2022 MLB Draft

QUICK HITS

- Fifth professional season, all with the Rockies organization
- Spent majority of 2025 with Colorado, appeared in eight games for Triple-A Albuquerque (5x35 with one triple, one homer and three RBI)
- Played in 148 games for the Rockies in 2025, slashing .258/.317/.416 with 27 doubles, five triples, 16 homers, 53 RBI and 19 stolen bases
- Made Colorado's 2025 Opening Day roster, first of his career
- Had his contract selected from Triple-A Albuquerque on April 30, 2024, his first time on a Major League roster ... Was the first Rockie from the 2022 draft class to debut
- Made his Major League debut April 30, 2024, in Miami with a start in left field ... One of 22 Rockies all-time to collect two hits in their Major League debut (2-for-4, SO)
- 2023 Northwest League MVP, slashed .292/.378.566 with 19 doubles, a triple, 20 homers, 72 RBI and 11 stolen bases in 76 contests
- Northwest League Player of the Week twice: May 1-7 and May 15-21, 2023
- Northwest League Player of the Month for June 2023
- 2023 Northwest League Post-Season All-Star
- 2023 Baseball America High Class-A All Star
- 38th overall selection in the 2022 Draft (Competitive Balance Round A)
- Received a \$2.2 million signing bonus
- Played collegiately for the Tennessee Volunteers (2020-22)
- Appeared in the 2021 College World Series
- Had a three-run homer to give the Volunteers a lead they would not relinquish during the 2021 Super Regional clinching victory over LSU
- Was on the 2022 Golden Spikes Award watchlist prior to his junior season at Tennessee
- Played for the Harwich Mariners of the Cape Cod League in 2021
- Selected in the 14th round of the 2019 Draft by Boston, did not sign

2025

- Spent majority of year with Colorado, appeared in eight games for Triple-A Albuquerque (5x35 with one triple, one homer and three RBI)
- Played in 148 games for the Rockies, slashing .258/.317/.416 with 27 doubles, five triples, 16 homers, 53 RBI and 19 stolen bases
- Made Colorado's Opening Day roster, first of his career
- Optioned to Albuquerque on April 17 after starting the season 3-for-20 over nine games ... recalled on April 19, remaining on active roster for the remainder of the season
- Following recall, slashed .262/.319/.426 with 27 doubles, five triples, 16 homers and 16 stolen bases
- Recorded 12 outfield assists, second-most in MLB
- Back-to-back multi-home run games April 24 at Kansas City and April 25 vs. Cincinnati ... became the third player (4th time) in franchise history to record back-to-back multi home run games, joining Carlos González (July 26-27 & Sept. 2-3, 2015) and Vinny Castilla (July 7-8, 1995)
- Became the sixth Rockies player (8th time) to hit at least five home runs in a three-game span, joining Trevor Story (Sept. 3-5, 2018), Charlie Blackmon (Aug. 12-14, 2016), Carlos González (Sept. 2-4, 2015), Troy Tulowitzki (Sept. 8-10 & Sept. 15-18, 2010) and Larry Walker (April 28-30, 1999 & April 3-5; 1997)
- Set a career-high with five hits on July 1 vs. Houston



2024

- Had his contract selected from Triple-A Albuquerque on April 30 ... Was the first Rookie from the 2023 draft class to debut
- Made his Major League debut April 30 in Miami with a start in left field ... One of 22 Rockies all-time to collect two hits in their Major League debut (2-for-4, SO)
- At the time of his call up, was slashing .307/.405/.594 with 10 doubles, two triples, five home runs, 28 RBI and five stolen bases in 25 games with the Isotopes ... Ranked among Pacific Coast League leaders in doubles (T-1st), extra-base hits (17, T-2nd), RBI (3rd), hits (T-3rd), runs (24, 3rd), TB (60, 4th)
- Over 55 games with Colorado, slashed .188/.245/.276 with three homers and six doubles
- Homered in consecutive games May 15 at San Diego and May 17 at San Francisco, his first two career home runs
- First career home run, three-hit game and career-high five RBI came on May 15 at San Diego ... Tied for the most RBI out of the nine-spot in the batting order in franchise history (also: Jamey Carroll, Aug. 11, 2007 vs. Chicago-NL) ... Later matched by Sam Hilliard on Aug. 10, 2024 vs. Atlanta

- At 23-years-and-26-days-old, became the second-youngest player in franchise history to record five RBI in a game (youngest: Juan Uribe, 22-199, Oct. 7, 2001 at San Diego)
- Placed on IL May 26 with a fractured left hand (fourth metacarpal) and missed 60 games ... Optioned to Triple-A upon reinstatement on Aug. 3 ... Recalled for the second time on Aug. 12 and slashed .187/.282/.242 with one home run over his final 32 games
- Recorded his first career game-winning RBI Aug. 30 against Baltimore on an eighth-inning single
- Replaced Charlie Blackmon as a pinch-runner in the third inning on Sept. 29 vs. Los Angeles-NL following the final at-bat of Blackmon's 14-year career
- Over 39 games with the Isotopes, slashed .319/.402/.558 with eight homers, 11 doubles and 35 RBI
- Collected a hit in his first Triple-A at-bat on Opening Day vs. El Paso, a single ... Belted first Triple-A homer in second at-bat, a two-run shot

2023

- Started the year with High-A Spokane, appearing in 76 games and slashing .292/.378/.566 with 19 doubles, a triple, 20 homers, 72 RBI and 11 stolen bases
- Was 1-for-27 in his initial seven contests
- Player of the Week for May 1-7 and May 15-21
- Was named Northwest League Player of the Month in June, compiled a .316/.431/.537 slash line with six doubles, five homers, 23 RBI and five stolen bases
- Named the Northwest League MVP
- Finished second in the circuit in homers and third in RBI despite not playing for Spokane after July 9

- Promoted to Double-A Hartford on July 14
- Appeared in 50 contests for the Yard Goats, slashing .240/.342/.406 with 15 doubles, a triple, five long balls, 19 RBI and 20 steals
- Racked up his first career three-double game on July 19 at Somerset (4-for-5)
- Tied for the second-most total homers (25) and third-most RBI in the Rockies minor league system

PERSONAL / MISCELLANEOUS INFORMATION

- Parents are Chris and Michelle
- Enjoys duck hunting
- Recipient of the Michael Chadwell Welch Memorial Scholarship
- Was teammates at Tennessee with Chase Dollander (2022)
- Two-sport star at Hazel Green High School in Alabama (baseball and basketball)

- Led his baseball team to its first-ever state championship his junior year of high school in 2018, also helped his basketball squad to the Final Four
- Two-time Perfect Game Preseason All-American
- Was a top 500 rated player by Perfect Game (345) and No. 1 rated outfielder in the state of Alabama

Season	Level	League	Team	AVG	G	AB	R	H	2B	3B	HR	RBI	BB	IBB	SO	SB	CS	OBP	SLG	OPS	PA	HBP	SAC
2022	ROK	ACL	A-RCK	.306	15	49	9	15	5	0	1	10	8	0	11	0	0	.404	.469	.873	57	0	0
2022	A	CAL	FRE	.282	11	39	11	11	2	0	2	9	13	0	9	0	0	.462	.487	.949	52	0	0
2022	Minors	2 Leagues	2 Teams	.295	26	88	20	26	7	0	3	19	21	0	20	0	0	.431	.477	.908	109	0	0
2023	A+	NWL	SPO	.292	76	295	62	86	19	1	20	72	43	0	71	11	3	.378	.566	.944	341	0	0
2023	AA	EAS	HFD	.240	50	192	22	46	15	1	5	19	30	0	71	9	2	.342	.406	.748	223	0	0
2023	Minors	2 Leagues	2 Teams	.271	126	487	84	132	34	2	25	91	73	0	142	20	5	.364	.503	.867	564	0	0
2024	ROK	ACL	A-RCK	.273	3	11	2	3	0	0	0	0	0	0	1	0	0	.273	.273	.546	11	0	0
2024	AAA	PCL	ABQ	.319	39	163	36	52	11	2	8	35	23	0	44	6	1	.402	.558	.960	189	1	0
2024	MLB	NL	COL	.188	55	170	14	32	6	0	3	13	12	1	65	7	1	.245	.276	.521	184	1	0
2024	Minors	2 Leagues	2 Teams	.316	42	174	38	55	11	2	8	35	23	0	45	6	1	.395	.540	.935	200	1	0
2025	AAA	PCL	ABQ	.143	8	35	4	5	0	1	1	3	2	0	9	2	0	.189	.286	.475	37	0	0
2025	MLB	NL	COL	.258	148	539	62	139	27	5	16	53	43	0	174	19	8	.317	.416	.733	588	4	0
Career	ROK	ACL	A-RCK	.300	18	60	11	18	5	0	1	10	8	0	12	0	0	.382	.433	.815	68	0	0
Career	MLB	NL	COL	.241	203	709	76	171	33	5	19	66	55	1	239	26	9	.300	.382	.682	772	5	0
Career	AAA	PCL	ABQ	.288	47	198	40	57	11	3	9	38	25	0	53	8	1	.367	.510	.877	226	1	0
Career	AA	EAS	HFD	.240	50	192	22	46	15	1	5	19	30	0	71	9	2	.342	.406	.748	223	0	0
Career	A+	NWL	SPO	.292	76	295	62	86	19	1	20	72	43	0	71	11	3	.378	.566	.944	341	0	0
Career	A	CAL	FRE	.282	11	39	11	11	2	0	2	9	13	0	9	0	0	.462	.487	.949	52	0	0
Career	Minors	5 Leagues	5 Teams	.278	202	784	146	218	52	5	37	148	119	0	216	28	6	.372	.499	.871	910	1	0





Valente Bellozo

RHP

Valente Bellozo

BATS	THROWS	HEIGHT	WEIGHT
RIGHT	RIGHT	5-10	208

BORN: *January 4, 2000* OPENING DAY AGE: 26

BIRTHPLACE: *Mexicali, MEX* SCHOOL: -

ACQUIRED: *Signed by the Rockies to a Minor League contract on Feb. 2, 2026*

QUICK HITS

- Seventh professional season, Rockies are his third organization (Astros, Marlins)
- Signed a Minor League deal with Colorado on Feb. 2, 2026
- Named to Mexico's preliminary roster for the 2026 World Baseball Classic
- Removed from Miami's 40-man roster on Nov. 5, 2025 and sent outright to Triple-A, elected free agency the next day
- Spent a majority of the 2025 campaign with Miami, pitching in 32 games (six starts) with a 1-4 record and 4.65 ERA (81.1 IP, 42 ER)
- Gave up four home runs in the seventh inning on Sept. 24, 2025 at Philadelphia (Schwarber, Bohm, Kemp, Sosa) ... one of three MLB pitchers to suffer the fate that season (also: Nestor Cortes, Kyle Gibson)
- Spun 5.1 scoreless innings of one-hit ball with seven strikeouts on May 7, 2025 vs. Los Angeles (NL) ... lone hit was a Freddie Freeman first-inning single
- Finished the 2024 season with a 3.67 ERA in 13 starts with the Marlins (68.2 IP, 28 ER)
- Tossed 7.0 scoreless innings of four-hit ball on Aug. 13, 2024 at Philadelphia ... became just the fourth pitcher in Marlins history to throw at least seven scoreless innings on the road within his first five career games, joining Dontrelle Willis (2003), Justin Nicolino (2015) and Jordan Yamamoto (2019)
- Recorded eight strikeouts in his second career start on July 2, 2024 vs. Boston, becoming the ninth pitcher in Marlins history to strike out at least eight batters in one of his first two career starts (first since Sixto Sanchez in 2020)
- Made his Major League debut on June 26, 2024 at Kansas City, tossed 5.0 scoreless innings of two-hit ball ... joined Anibal Sanchez (June 25, 2006) as the only two pitchers in Marlins history to work at least five scoreless frames and not walk a batter in their MLB debut
- In 2024, became the sixth Mexican-born player in Marlins history and first since former Isotope utility man Alfredo Amezaga (2006-11)
- Bellozo and former Isotope Ismael Valdez (2004-05) are the only Mexican-born pitchers to start a game for the Marlins
- Traded from Houston to Miami in exchange for infielder Jacob Amaya on April 6, 2024
- Did not pitch in 2020 (MiLB season cancelled due to Covid) or 2021 (undisclosed injury) ... Went 1,008 days between appearances (Sept. 4, 2019-June 7, 2022)
- Baseball America Short-Season All-Star with Tri-City (New York-Penn League) in 2019
- Originally signed by Houston as an international free agent on July 3, 2017

2025

- Spent a majority of the campaign with Miami, pitching in 32 games (six starts) with a 1-4 record and 4.65 ERA (81.1 IP, 42 ER)
- Spun 5.1 scoreless innings of one-hit ball with seven strikeouts on May 7 vs. Los Angeles (NL) ... lone hit was a Freddie Freeman first-inning single
- From June 26-July 2, twirled three consecutive scoreless relief appearances of 2.0 IP in each outing
- Had a 3.34 ERA through 20 appearances before relenting 21 earned runs in 24.2 innings across 12 games in August and September
- Allowed homers to Blaine Crim and Mickey Moniak in the ninth inning at Colorado on Sept. 18
- Gave up four home runs in the seventh inning on Sept. 24 at Philadelphia (Schwarber, Bohm, Kemp, Sosa) ... one of three MLB pitchers to suffer the fate in 2025 (also: Nestor Cortes, Kyle Gibson)
- Pitched in five games (four starts) for Triple-A Jacksonville, all in April, posted a 1.40 ERA (19.1 IP, 3 ER)
- Removed from Miami's 40-man roster on Nov. 5 and sent outright to Triple-A, elected free agency the next day



2024

- Traded from Houston to Miami in exchange for infielder Jacob Amaya on April 6
- In six starts with Double-A Pensacola, posted a 4.50 ERA (34.2 IP, 18 ER)
- Promoted to Triple-A Jacksonville on May 21, then had his contract purchased by Miami after five outings with the Jumbo Shrimp
- Made his Major League debut on June 26 at Kansas City, tossed 5.0 scoreless innings of two-hit ball ... joined Anibal Sanchez (June 25, 2006) as the only two pitchers in Marlins history to work at least five scoreless frames and not walk a batter in their MLB debut
- Recorded eight strikeouts in his second career start on July 2 vs. Boston, becoming the ninth pitcher in Marlins history to strike out at least eight batters in one of his first two career starts (first since Sixto Sanchez in 2020)

- Optioned back to Jacksonville on July 3 before being recalled Aug. 2
- Tossed 7.0 scoreless innings of four-hit ball on Aug. 13 at Philadelphia ... became just the fourth pitcher in Marlins history to throw at least seven scoreless innings on the road within his first five career games, joining Dontrelle Willis (2003), Justin Nicolino (2015) and Jordan Yamamoto (2019)
- In five starts during September, posted a 2.67 ERA (27.0 IP, 8 ER), lasted into the sixth inning in each outing
- Finished the season with a 3.67 ERA in 13 starts with the Marlins (68.2 IP, 28 ER)

2023

- Spent a majority of the campaign with High-A Asheville, pitching to a 6.18 ERA (94.2 IP, 65 ER) in 22 games (13 starts) ... also recorded three saves in four opportunities
- Did not allow a hit in his starts Aug. 1 at Greensboro (5.0 IP) and Aug. 13 vs. Hickory (4.0 IP)
- Had eight outings with the Tourists where he worked at least 4.0 innings with zero or one run surrendered

- Promoted to Double-A Corpus Christi on Aug. 29
- In four games (three starts) with the Hooks, produced a 1.72 ERA (15.2 IP, 3 ER)
- Did not allow an earned run at Double-A until his final outing of the season Sept. 16 at Tulsa

PERSONAL / MISCELLANEOUS INFORMATION

- His sports psychologist is former MLB infielder Freddy Sandoval
- While playing for the Salt Lake Bees in 2009, Sandoval lined a ball off Jason Schmidt's head in a rehab outing at Isotopes Park, forcing Schmidt to exit the game
- When Bellozo joined the Marlins, the first person in Miami's organization to call him was Rachel Balkovec (director of player development) who played softball for the Lobos and graduated from UNM in 2009

- Signed his first contract with the Astros in 2017 for \$10,000
- Eight family members and friends attended his Major League debut in Kansas City
- Was teammates with former Isotopes pitcher Xzavion Curry in 2024-25 with the Marlins

Season	Level	League	Team	W	L	ERA	G	GS	CG	SHO	SV	SVO	IP	H	R	ER	HR	HB	BB	IBB	SO	WHIP
2018	ROK	D5L	D-AST	2	1	1.74	14	8	0	0	1	1	51.2	29	11	10	0	2	16	0	42	0.87
2019	A(Short)	NYP	TRI	6	0	1.39	11	4	0	0	0	0	45.1	25	7	7	0	2	10	0	58	0.77
2019	A(Full)	MID	QC	0	1	2.77	3	1	0	0	1	2	13.0	10	4	4	0	3	2	0	11	0.92
2019	Minors	2 Leagues	2 Teams	6	1	1.70	14	5	0	0	1	2	58.1	35	11	11	0	5	12	0	69	0.81
2022	ROK	FCL	F-ASB	0	1	18.00	1	1	0	0	0	0	1.0	4	2	2	0	0	0	0	2	4.00
2022	ROK	FCL	F-ASO	0	1	6.00	4	4	0	0	0	0	6.0	7	4	4	0	1	1	0	9	1.33
2022	A	CAR	FAY	3	2	1.73	10	5	0	0	0	0	41.2	28	10	8	1	0	17	0	43	1.08
2022	ROK	FCL	2 Teams	0	2	7.71	5	5	0	0	0	0	7.0	11	6	6	0	1	1	0	11	1.71
2022	Minors	3 Leagues	3 Teams	3	4	2.59	15	10	0	0	0	0	48.2	39	16	14	1	1	18	0	54	1.17
2023	A+	SAL	ASH	3	3	6.18	22	13	0	0	3	4	94.2	106	68	65	21	2	26	0	94	1.39
2023	AA	TEX	CC	0	1	1.72	4	3	0	0	1	1	15.2	9	5	3	2	0	6	0	12	0.96
2023	Minors	2 Leagues	2 Teams	3	4	5.55	26	16	0	0	4	5	110.1	115	73	68	23	2	32	0	106	1.33
2024	AA	SOU	PNS	2	2	4.60	6	6	0	0	0	0	31.1	31	16	16	3	1	7	0	39	1.21
2024	AAA	INT	JAX	2	3	4.67	8	7	0	0	0	0	34.2	33	20	18	7	2	17	0	33	1.44
2024	MLB	NL	MIA	3	4	3.67	13	13	0	0	0	0	68.2	69	31	28	15	2	21	1	44	1.31
2024	Minors	2 Leagues	2 Teams	4	5	4.64	14	13	0	0	0	0	66.0	64	36	34	10	3	24	0	72	1.33
2025	AAA	INT	JAX	1	0	1.40	5	4	0	0	0	0	19.1	16	3	3	0	1	7	0	19	1.19
2025	MLB	NL	MIA	1	4	4.65	32	6	0	0	0	1	81.1	85	44	42	15	4	23	0	54	1.33
Career	ROK	2 Leagues	3 Teams	2	3	2.45	19	13	0	0	1	1	58.2	40	17	16	0	3	17	0	53	0.97
Career	MLB	NL	MIA	4	8	4.20	45	19	0	0	0	1	150.0	154	75	70	30	6	44	1	98	1.32
Career	AAA	INT	JAX	3	3	3.50	13	11	0	0	0	0	54.0	49	23	21	7	3	24	0	52	1.35
Career	AA	2 Leagues	2 Teams	2	3	3.64	10	9	0	0	1	1	47.0	40	21	19	5	1	13	0	51	1.13
Career	A+	SAL	ASH	3	3	6.18	22	13	0	0	3	4	94.2	106	68	65	21	2	26	0	94	1.39
Career	A	2 Leagues	2 Teams	3	3	1.98	13	6	0	0	1	2	54.2	38	14	12	1	3	19	0	54	1.04
Career	A(Short)	NYP	TRI	6	0	1.39	11	4	0	0	0	0	45.1	25	7	7	0	2	10	0	58	0.77
Career	Minors	9 Leagues	10 Teams	19	15	3.56	88	56	0	0	6	8	354.1	298	150	140	34	14	109	0	362	1.15





John Brebbia

RHP

John Fulboom Brebbia

BATS	THROWS	HEIGHT	WEIGHT
LEFT	RIGHT	6-1	205

BORN: *May 30, 1990* OPENING DAY AGE: *35*
 BIRTHPLACE: *Alton, IL* SCHOOL: *Elon*
 ACQUIRED: *Signed by the Rockies to a Minor League contract on Dec. 1, 2025*

QUICK HITS

- 15th professional season, Rockies are his ninth organization (Yankees, Diamondbacks, Cardinals, Giants, White Sox, Braves, Tigers, Red Sox)
- Signed a Minor League deal with Colorado on Dec. 1
- Was in the Detroit, Atlanta and Boston organizations in 2025 ... worked in 19 games for the Tigers and three contests for the Braves
- Made 76 appearances for San Francisco in 2022, third-most in MLB and most in the NL ... posted a 6-2 record and 3.18 ERA (68.0 IP, 24 ER)
- Underwent "Tommy John" surgery on June 1, 2020
- Pitched in five games for St. Louis in the 2019 playoffs, allowing seven hits and two earned runs in 3.0 innings
- Was selected to the 2018 MLB Japan All-Star Series
- Worked in 50 games (all relief) for the Cardinals in 2017, posted a 2.44 ERA
- Led all MLB qualifying rookie relief pitchers in ERA and WHIP (0.93) in 2017
- Made his Major League debut May 28, 2017 for St. Louis at Colorado ... retired Trevor Story on a lineup (only batter he faced that day)
- Did not allow any earned runs over a stretch of 14 appearances (15.2 IP) from June 21-Aug. 1, 2017
- Signed a Minor League contract with Arizona on Sept. 21, 2015, before being selected by St. Louis in the Minor League phase of the Rule 5 Draft that winter
- Played independent ball in the American Association in 2014 (Sioux Falls Canaries) and 2015 (Laredo Lemurs)
- Pitched parts of three years in the Yankees organization before being released on Dec. 13, 2013
- Was a 30th round selection by the Yankees in the 2011 MLB Draft from Elon University
- Recorded a 1.76 ERA (41.0 IP, 8 ER) as a junior, helping Elon win the 2011 Southern Conference Championship ... 2011 Southern Conference First-Team

2025

- Signed a one-year, \$2.75 million contract with Detroit on Feb. 12
- Pitched in 19 games with the Tigers, totaling a 7.71 ERA (18.2 IP, 16 ER)
- Allowed just one earned run in his first eight outings (9.0 IP) before being placed on the Injured List April 19 with a right forearm strain
- Activated on May 9 and compiled a 13.97 ERA (9.2 IP, 15 ER) upon his return before being designated for assignment on June 15
- Released by Detroit on June 19, signed a Minor League deal with Atlanta on June 24
- Made 15 appearances with Triple-A Gwinnett, posted a 1.89 ERA (19.0 IP, 4 ER) with three walks and 21 strikeouts
- Tied for the fifth best ERA (1.89) among relief pitchers in the International League with a minimum of 19.0 IP between June 27-Aug. 27
- Contract was purchased by the Braves on Aug. 29 ... pitched in three games, allowed four earned runs in 4.2 IP
- Designated for assignment by Atlanta on Sept. 8 and elected free agency
- Signed a Minor League contract with Boston on Sept. 13 but was immediately placed on Triple-A Worcester's Injured List, did not pitch for the organization
- Elected free agency after the season and signed a Minor League deal with Colorado on Dec. 1

2024

- Signed a one-year, \$5.5 million contract with Chicago (AL) on Jan. 26
- Appeared in 54 games for the White Sox, was 0-6 with a 6.29 ERA (48.2 IP, 34 ER)
- Was on the Injured List from April 8-22 with a right calf strain
- Had a nine-outing scoreless streak from June 25-July 10, spanning 8.2 IP
- Ranked first among MLB pitchers with at least 10 appearances from June 2-July 10 in games (20) and strikeouts (27)
- Pitched a scoreless frame in Chicago's win Aug. 6 at Oakland, which snapped an American League record 21-game losing streak
- Designated for assignment on Aug. 27, released by White Sox two days later
- Signed a Minor League deal with Atlanta on Aug. 31, contract was subsequently purchased by the Braves
- Worked in five games for Atlanta, allowed two earned runs in 6.2 IP
- Was not on Atlanta's playoff roster as the Braves lost the Wild Card Series at San Diego



2023

- Worked in 40 games (10 starts) with San Francisco, compiled a 3-5 record and 3.99 ERA (38.1 IP, 17 ER)
- Was on the Injured List from June 17-Sept. 5 with a right lat strain
- Started 10 games, all as an "opener" ... only pitched more than 1.1 innings in one of his starts, a perfect two frames on June 10 vs. Chicago (NL)

- Was the starting pitcher in back-to-back games June 10-11 at Wrigley Field
- Went 3-0 with a 3.00 ERA (33.0 IP, 11 ER) and .205 (25-122) opponents average over his first 34 games (eight starts) through Sept. 16 ... was 0-5 with a 10.13 ERA (6 ER, 5.1 IP) over his final six outings (two starts), giving up a run in all six

PERSONAL / MISCELLANEOUS INFORMATION

- Son of Sue Fuller and Chris Brebbia
- Married his wife Amanda in November 2016 ... their son Henry is six years old
- Is a coffee aficionado; studies wine and tea
- His wife's family owns Jones von Drehle Vineyards in Thurmond, N.C.

- Shaves prior to each baseball season, then grows his beard during the season
- Taught pitching lessons and worked at an LA Fitness and Dick's Sporting Goods when he was a minor leaguer

Season	Level	League	Team	W	L	ERA	G	GS	CG	SHO	SV	SVO	IP	H	R	ER	HR	HB	BB	IBB	SO	WHIP
2011	A(Short)	NYP	SI	0	1	0.00	5	0	0	0	0	1	8.0	5	3	0	1	0	0	0	8	0.63
2012	A(Full)	SAL	CHS	3	1	2.96	29	0	0	0	2	2	51.2	55	17	17	4	2	18	1	53	1.41
2013	A(Full)	SAL	CHS	0	2	4.14	18	0	0	0	1	2	37.0	40	19	17	2	1	4	0	29	1.19
2013	A(Adv)	FSL	TAM	0	3	3.98	16	0	0	0	0	1	31.2	33	16	14	2	2	12	1	20	1.42
2013	Minors	2 Leagues	2 Teams	0	5	4.06	34	0	0	0	1	3	68.2	73	35	31	4	3	16	1	49	1.30
2016	AA	TEX	SPR	3	2	4.06	24	0	0	0	2	4	37.2	41	17	17	6	3	6	0	38	1.25
2016	AAA	PCL	MEM	2	3	6.23	19	0	0	0	0	0	30.1	41	22	21	3	4	13	0	30	1.78
2016	Minors	2 Leagues	2 Teams	5	5	5.03	43	0	0	0	2	4	68.0	82	39	38	9	7	19	0	68	1.49
2017	AAA	PCL	MEM	1	1	1.69	15	1	0	0	3	3	26.2	16	5	5	2	1	5	0	29	0.79
2017	MLB	NL	STL	0	0	2.44	50	0	0	0	0	1	51.2	37	15	14	8	5	11	3	51	0.93
2018	AAA	PCL	MEM	2	0	4.61	11	0	0	0	2	2	13.2	16	7	7	3	0	4	1	24	1.46
2018	MLB	NL	STL	3	3	3.20	45	0	0	0	2	2	50.2	43	18	18	5	0	16	2	60	1.16
2019	MLB	NL	STL	3	4	3.59	66	0	0	0	0	1	72.2	59	31	29	6	3	27	2	87	1.18
2021	AAA	PCL	SAC	3	0	2.93	17	2	0	0	0	1	15.1	9	5	5	2	1	5	0	27	0.91
2021	MLB	NL	SF	0	1	5.89	18	0	0	0	0	1	18.1	25	13	12	4	2	4	2	22	1.58
2022	MLB	NL	SF	6	2	3.18	76	11	0	0	0	4	68.0	71	27	24	5	1	18	2	54	1.31
2023	ROK	ACL	A-GIO	0	0	0.00	1	1	0	0	0	0	1.0	0	0	0	0	0	0	0	1	0.00
2023	AAA	PCL	SAC	1	0	0.00	2	0	0	0	0	0	2.0	2	0	0	0	0	1	0	4	1.50
2023	MLB	NL	SF	3	5	3.99	40	10	0	0	0	1	38.1	31	21	17	6	0	14	2	47	1.17
2023	Minors	2 Leagues	2 Teams	1	0	0.00	3	1	0	0	0	0	3.0	2	0	0	0	0	1	0	5	1.00
2024	AAA	INT	CLT	0	0	0.00	1	1	0	0	0	0	1.0	1	0	0	0	0	0	0	2	1.00
2024	MLB	AL	CWS	0	6	6.29	54	0	0	0	2	5	48.2	52	34	34	9	3	17	0	58	1.42
2024	MLB	NL	ATL	0	0	2.70	5	0	0	0	0	0	6.2	4	2	2	2	2	0	2	0	0.90
2024	MLB	2 Leagues	2 Teams	0	6	5.86	59	0	0	0	2	5	55.1	56	36	36	11	3	19	0	67	1.36
2025	AAA	INT	TOL	0	0	5.40	2	1	0	0	0	0	1.2	1	1	1	0	0	1	0	1	1.20
2025	AAA	INT	GWN	1	1	1.89	15	0	0	0	2	4	19.0	18	6	4	1	0	3	0	21	1.11
2025	MLB	AL	DET	1	0	7.71	19	0	0	0	0	0	18.2	22	18	16	3	3	11	0	20	1.77
2025	MLB	NL	ATL	0	1	7.71	3	0	0	0	0	0	4.2	6	5	4	2	1	1	0	6	1.50
2025	AAA	INT	2 Teams	1	1	2.18	17	1	0	0	2	4	20.2	19	7	5	1	0	4	0	22	1.11
2025	Minors	2 Leagues	2 Teams	1	1	2.18	17	1	0	0	2	4	20.2	19	7	5	1	0	4	0	22	1.11
2025	MLB	2 Leagues	2 Teams	1	1	7.71	22	0	0	0	0	0	23.1	28	23	20	5	4	12	0	26	1.71
Career	ROK	ACL	A-GIO	0	0	0.00	1	1	0	0	0	0	1.0	0	0	0	0	0	0	0	1	0.00
Career	MLB	2 Leagues	5 Teams	16	22	4.04	376	21	0	0	4	15	378.1	350	184	170	50	18	121	13	414	1.24
Career	AAA	2 Leagues	5 Teams	10	5	3.53	82	5	0	0	7	10	109.2	104	46	43	11	6	32	1	138	1.24
Career	AA	TEX	SPR	3	2	4.06	24	0	0	0	2	4	37.2	41	17	17	6	3	6	0	38	1.25
Career	A+	FSL	TAM	0	3	3.98	16	0	0	0	0	1	31.2	33	16	14	2	2	12	1	20	1.42
Career	A	SAL	CHS	3	3	3.45	47	0	0	0	3	4	88.2	95	36	34	6	3	22	1	82	1.32
Career	A(Short)	NYP	SI	0	1	0.00	5	0	0	0	0	1	8.0	5	3	0	1	0	0	0	8	0.63
Career	Minors	7 Leagues	10 Teams	16	14	3.51	175	6	0	0	12	20	276.2	278	118	108	26	14	72	3	287	1.27





McCade Brown

RHP

McCade David Brown

BATS	THROWS	HEIGHT	WEIGHT
RIGHT	RIGHT	6-6	225

BORN: August 15, 2000 OPENING DAY AGE: 25

BIRTHPLACE: Normal, IL SCHOOL: Indiana

ACQUIRED: Selected by the Rockies in the 3rd round (79th overall) in the 2021 MLB Draft

QUICK HITS

- Fifth professional season, all with the Rockies organization
- Made 20 starts combined between High-A Spokane and Double-A Hartford in 2025, compiling a 2.47 ERA (76.2 IP, 21 ER) with 30 walks and 105 strikeouts overall
- Had his contract selected by Colorado on Aug. 24, 2025, and made his Major League debut that day at Pittsburgh, allowing five hits and four runs in 3.2 innings
- In seven starts for the Rockies in 2025, was 0-5 with a 7.36 ERA (25.2 IP, 21 ER)
- Struck out 10 batters on Sept. 23, 2025, at Seattle, one of two Rockies starters in 2025 to strike out 10 in a game (also: Kyle Freeland, Sept. 5 vs. San Diego) ... allowed one run on two hits with two walks in 5.0 innings pitched
- Fourth Rockies pitcher all-time (fifth instance) to pitch five innings with two or fewer hits, two or fewer walks and at least 10 strikeouts, joining Freeland (Sept. 5, 2025 vs. San Diego), Ryan Feltner (April 6, 2024 vs. Tampa Bay) and Germán Márquez (Aug. 30, 2018 at San Diego & July 31, 2019 vs. Los Angeles-NL)
- Underwent "Tommy John" surgery in 2023 and was limited to 23.2 innings between the ACL Rockies and Single-A Fresno in 2024
- Selected in the third round of the 2021 MLB Draft by Indiana
- Was teammates with Rockies/Isotopes RHP Tanner Gordon at Indiana

2025

- Made 20 starts combined between High-A Spokane and Double-A Hartford, compiling a 2.47 ERA (76.2 IP, 21 ER) with 30 walks and 105 strikeouts overall
- Promoted to the Yard Goats after allowing just six earned runs in nine starts (33.2 IP) with Spokane ... tossed 5.0 scoreless innings of one-hit ball with 11 strikeouts on May 24 vs. Tri-City (earned Northwest League Pitcher of the Week honors)
- Named the Rockies Organizational Pitcher of the Month for June 2025 after going 2-0 with a 1.47 ERA (18.1 IP, 3 ER), three walks and 26 strikeouts in four starts for Hartford
- Worked 6.0 scoreless innings of one-hit ball with eight strikeouts on Aug. 19 at Somerset in his final Minor League outing of the season, was Eastern League Pitcher of the Week
- Had his contract selected by Colorado on Aug. 24 and made his Major League debut that day at Pittsburgh, allowing five hits and four runs in 3.2 innings
- In seven starts for the Rockies, was 0-5 with a 7.36 ERA (25.2 IP, 21 ER)
- Was the first Rockies starter to debut without appearing at the Triple-A level since Ryan Feltner in 2021
- Struck out 10 batters on Sept. 23 at Seattle, one of two Rockies starters in 2025 to strike out 10 in a game (also: Kyle Freeland, Sept. 5 vs. San Diego) ... allowed one run on two hits with two walks in 5.0 innings pitched
- Became the second pitcher in franchise history to record 10+ strikeouts within their first six career games, joining Christian Friedrich on May 14, 2012, at San Francisco
- Fourth Rockies pitcher all-time (fifth instance) to pitch five innings with two or fewer hits, two or fewer walks and at least 10 strikeouts, joining Freeland (Sept. 5, 2025 vs. San Diego), Ryan Feltner (April 6, 2024 vs. Tampa Bay) and Germán Márquez (Aug. 30, 2018 at San Diego & July 31, 2019 vs. Los Angeles-NL)

2024

- Made his return from "Tommy John" Surgery, pitching for the ACL Rockies on May 14 – his first competitive game action since Sept. 3, 2022 (620 days)
- Made five rehab appearances in the complex league, then joined Single-A Fresno in June
- Was 0-2 with a 7.36 ERA (14.2 IP, 12 ER) in six starts with Fresno, not exceeding three innings in any outing
- On Fresno's Injured List from June 22-Aug. 20
- Limited to 23.2 innings between the ACL Rockies and Fresno

2023

- Missed the entire season recovering from "Tommy John" surgery



PERSONAL / MISCELLANEOUS INFORMATION

- Son of Kim and Brian Brown
- His mom has been the volleyball coach at Illinois Wesleyan University since 1996, and his dad is a retired Bloomington police officer
- Married his wife Muriel in November 2024
- When McCade was in eighth grade, his mother Kim arranged for him to take pitching lessons from Josh Kauten, owner and operator of K's Training Academy in Bloomington
- Brown was throwing 78 MPH at the time he starting pitching lessons with Kauten, who challenged him to add a dozen miles per hour within the next two years ... reached 93 MPH by his senior season

- Attended Normal West High School (Normal, IL) and was a two-year letterwinner ... team won regional championships in 2017 and 2018, a conference title in 2018
- Made his Major League debut at PNC Park in Pittsburgh, fellow Normal West grad Jordan Comadena was in uniform that day as the Pirates' catching coach
- Nearly 70 people made the trip from Bloomington-Normal to watch his debut

Season	Level	League	Team	W	L	ERA	G	GS	CG	SHO	SV	SVO	IP	H	R	ER	HR	HB	BB	IBB	SO	WHIP
2021	ROK	ACL	A-RCK	0	0	6.75	4	3	0	0	0	0	8.0	10	7	6	2	0	3	0	9	1.63
2022	A	CAL	FRE	4	4	5.22	18	18	0	0	0	0	89.2	90	56	52	10	4	23	0	118	1.26
2024	ROK	ACL	A-RCK	1	1	6.00	6	4	0	0	0	0	9.0	6	6	6	0	4	9	0	15	1.67
2024	A	CAL	FRE	0	2	7.36	6	6	0	0	0	0	14.2	14	13	12	5	3	8	0	20	1.50
2024	Minors	2 Leagues	2 Teams	1	3	6.85	12	10	0	0	0	0	23.2	20	19	18	5	7	17	0	35	1.56
2025	A+	NWL	SPO	0	0	1.60	9	9	0	0	0	0	33.2	21	9	6	2	3	15	0	48	1.07
2025	AA	EAS	HFD	4	2	3.14	11	11	0	0	0	0	43.0	31	16	15	4	1	15	0	57	1.07
2025	MLB	NL	COL	0	5	7.36	7	7	0	0	0	0	25.2	30	21	21	6	5	17	0	23	1.83
2025	Minors	2 Leagues	2 Teams	4	2	2.47	20	20	0	0	0	0	76.2	52	25	21	6	4	30	0	105	1.07
Career	ROK	ACL	A-RCK	1	1	6.35	10	7	0	0	0	0	17.0	16	13	12	2	4	12	0	24	1.65
Career	MLB	NL	COL	0	5	7.36	7	7	0	0	0	0	25.2	30	21	21	6	5	17	0	23	1.83
Career	AA	EAS	HFD	4	2	3.14	11	11	0	0	0	0	43.0	31	16	15	4	1	15	0	57	1.07
Career	A+	NWL	SPO	0	0	1.60	9	9	0	0	0	0	33.2	21	9	6	2	3	15	0	48	1.07
Career	A	CAL	FRE	4	6	5.52	24	24	0	0	0	0	104.1	104	69	64	15	7	31	0	138	1.29
Career	Minors	4 Leagues	4 Teams	9	9	4.41	54	51	0	0	0	0	198.0	172	107	97	23	15	73	0	267	1.24





Cole Carrigg

UTL

Cole Michael Carrigg

BATS	THROWS	HEIGHT	WEIGHT
SWITCH	RIGHT	6-2	200

BORN: May 8, 2002 **OPENING DAY AGE:** 23
BIRTHPLACE: Modesto, CA **SCHOOL:** San Diego State
ACQUIRED: Selected by the Rockies in the Competitive Balance round B (65th overall) of the 2023 MLB Draft

QUICK HITS

- Fourth professional season, all with the Rockies organization
- Entering 2026, rated as the Rockies sixth-rated prospect by Baseball America
- Played in 123 games with Double-A Hartford in 2025, slashing .237/.316/.394 with 18 doubles, six triples, 15 homers, 64 RBI ... also stole 46 bases
- Connected on four grand slams in 2025: April 25 at Somerset, April 30 vs. Chesapeake, May 16 vs. Binghamton and Sept. 9 at Richmond
- Stole second, third and home on Aug. 1, 2025, vs. Reading after reaching base via single
- Spent the majority of the 2024 campaign with High-A Spokane, slashing .280/.358/.475 with 16 homers, 16 doubles, 11 triples, 60 RBI and 51 stolen bases in 111 games
- His 51 stolen bases in 2024 were the second-most in the Northwest League
- Was the only Minor League player in 2024 to tally double-digit homers and 50+ stolen bases
- 2024 Northwest League Post-Season and Baseball America All-Star
- Has two career games with three triples (Aug. 19, 2023, at Modesto and June 25, 2024, vs. ACL Cubs
- Is one of 27 Minor League players to record three triples in a game since 2005, and the only one to accomplish the feat multiple times
- Named Northwest League Player of the Week three times in 2024 (June 2, July 7 and September 8)
- Played collegiately at San Diego State (2021-23)
- 2022 and 2023 First-Team All Mountain West
- Played for the 2022 Yarmouth-Dennis Red Sox of the Cape Code Baseball League ... Named to the Cape Code Baseball League All-Star Game
- Father, Michael, played one year of pro ball in 1994 for Ogden of the Pioneer League ... Played collegiately at San Jose State
- Signed with Rockies for \$1.3 million signing bonus

2025

- Played in 123 games with Double-A Hartford, slashing .237/.316/.394 with 18 doubles, six triples, 15 homers, 64 RBI and 46 stolen bases
- Drove in a career-high five runs on April 25 at Somerset
- Connected on four grand slams: April 25 at Somerset, April 30 vs. Chesapeake, May 16 vs. Binghamton and Sept. 9 at Richmond
- Stole second, third and home on Aug. 1 vs. Reading after reaching base via single
- Ranked fourth among all Double-A players with 46 steals
- Batted .197 in July and .204 in August

2024

- Spent the majority of the campaign with High-A Spokane, slashing .280/.358/.475 with 16 homers, 16 doubles, 11 triples, 60 RBI and 51 stolen bases in 111 games
- His 51 stolen bases were the second-most in the Northwest League
- Was the only Minor League player to tally double-digit homers and 50+ stolen bases
- Northwest League Post-Season and Baseball America All-Star
- Named Northwest League Player of the Week three times (June 2, July 7 and September 8)
- Hit .403 (27-for-67) with one homer, two doubles, two triples, eight RBI and eight stolen bases over 15 games in June
- Matched a career-high with four hits on five occasions (April 20, June 1, June 12, June 25 and August 23)
- Played 92 games in center field and 14 at shortstop
- Assigned to the ACL Rockies June 19 – July 1 ... Played in four games and went 6-for-16 with one homer, three triples and five RBI



2023

- Selected by the Rockies in the Competitive Balance round B in the 2023 MLB Draft (65th overall)
- Made pro debut July 27 with the ACL Rockies, going 2-for-3 with two doubles and four RBI
- Played in 13 games for ACL Rockies, slashing .396/.464/.688 with two homers, six doubles, one triple, 13 RBI and seven stolen bases

- Promoted to Single-A Fresno August 15 ... Recorded a .326/.376/.554 slash line with three homers, four doubles, four triples, 16 RBI and six stolen bases in 23 contests

PERSONAL / MISCELLANEOUS INFORMATION

- Son of Michael and Lisa ... Has one brother, Matt, who played collegiately at the University of Portland
- Father, Michael, played one year of pro ball (1994)
- Played varsity baseball for four years at Turlock High School
- Ranked as the No. 11 catcher in California and No. 57 nationally by Perfect Game in 2020

- Competed in the 2019 and 2021 Area Code Games
- Also played basketball for two years at Turlock, earning First-Team All-Conference and Defensive Player of the Year accolades as junior
- Received scholar-athlete recognition all four years of high school

Season	Level	League	Team	AVG	G	AB	R	H	2B	3B	HR	RBI	BB	IBB	SO	SB	CS	OBP	SLG	OPS	PA	HBP	SAC
2023	ROK	ACL	A-RCK	.396	13	48	13	19	6	1	2	13	6	0	13	7	2	.464	.688	1.152	57	1	1
2023	A	CAL	FRE	.326	23	92	19	30	4	3	16	7	0	20	6	1	.376	.554	.930	101	1	0	
2023	Minors	2 Leagues	2 Teams	.350	36	140	32	49	10	5	29	13	0	33	13	3	.408	.600	1.008	158	2	1	
2024	ROK	ACL	A-RCK	.375	4	16	7	6	0	3	1	5	1	0	3	2	1	.389	.938	1.327	18	0	0
2024	A+	NWL	SPO	.280	111	440	80	123	16	11	16	60	50	0	97	51	11	.358	.475	.833	510	8	5
2024	Minors	2 Leagues	2 Teams	.283	115	456	87	129	16	14	17	65	51	0	100	53	12	.359	.491	.850	528	8	5
2025	AA	EAS	HFD	.237	123	477	81	113	18	6	15	64	45	1	145	46	10	.316	.394	.710	537	11	3
Career	ROK	ACL	A-RCK	.391	17	64	20	25	6	4	3	18	7	0	16	9	3	.446	.750	1.196	75	1	1
Career	AA	EAS	HFD	.237	123	477	81	113	18	6	15	64	45	1	145	46	10	.316	.394	.710	537	11	3
Career	A+	NWL	SPO	.280	111	440	80	123	16	11	16	60	50	0	97	51	11	.358	.475	.833	510	8	5
Career	A	CAL	FRE	.326	23	92	19	30	4	3	16	7	0	20	6	1	.376	.554	.930	101	1	0	
Career	Minors	4 Leagues	4 Teams	.271	274	1073	200	291	44	25	37	158	109	1	278	112	25	.347	.462	.809	1223	21	9





Eiberson Castellano

RHP

Eiberson Jose Castellano

BATS	THROWS	HEIGHT	WEIGHT
RIGHT	RIGHT	6-3	160

BORN: *May 9, 2001* OPENING DAY AGE: *24*

BIRTHPLACE: *Maracaibo, VEN* SCHOOL: *-*

ACQUIRED: *Signed by the Rockies to a Minor League contract on Dec. 5, 2025*

QUICK HITS

- Sixth professional season, Rockies are his third organization (Twins, Phillies)
- Signed a Minor League deal with Colorado on Dec. 5, 2025
- Appeared in 20 games (one start) with Double-A Reading in 2025, posted a 5.14 ERA (35.0 IP, 20 ER) with 14 walks and 39 strikeouts
- Attended Spring Training with the Twins in 2025 after being a Major League Rule 5 selection in December 2024, but returned to Philadelphia's organization on March 25 after not making Minnesota's Opening Day roster
- Struck out 136 batters in 103.2 innings combined between High-A Jersey Shore and Double-A Reading in 2024
- In 2024, back-to-back double-digit strikeout games Aug. 18 vs. New Hampshire (10 K) and Aug. 25 at Binghamton (11 K)
- Originally signed with the Phillies as an international free agent in 2018, but did not make his stateside professional debut until 2021 with the DSL Phillies ... pitched in the Venezuelan Winter League in 2020 for the Aguilas del Zulia

2025

- Attended Spring Training with the Twins after being a Major League Rule 5 selection in December, but returned to Philadelphia's organization on March 25 after not making Minnesota's Opening Day roster
- Appeared in 20 games (one start) with Double-A Reading, posted a 5.14 ERA (35.0 IP, 20 ER) with 14 walks and 39 strikeouts
- Worked 3.0 perfect innings with five strikeouts in his season debut April 9 at Somerset
- Had two stints on the Injured List: May 4-29 and May 30-July 26
- Delivered a stretch of five consecutive scoreless appearances from July 30-Aug. 12 (6.0 IP)

2024

- Began the campaign at High-A Jersey Shore and was 4-2 with a 4.12 ERA (63.1 IP, 29 ER) in 14 outings (12 starts)
- In back-to-back starts April 10 (at Hickory) and April 19 (vs. Brooklyn), tossed a combined 9.0 scoreless frames of three-hit ball with two walks and 14 punchouts
- Struck out 136 batters in 103.2 innings combined between High-A and Double-A
- Recorded back-to-back double-digit strikeout games Aug. 18 vs. New Hampshire (10 K) and Aug. 25 at Binghamton (11 K)
- Compiled a 1.64 ERA (22.0 IP, 4 ER) across four starts in August
- Selected in the Major League phase of the Rule 5 Draft by Minnesota on Dec. 11

2023

- Pitched in 22 contests (seven starts) with Single-A Clearwater, compiling a 5.04 ERA (50.0 IP, 28 ER) ... did not make his season debut until June 9
- Allowed at least one run in 16 of 22 outings
- Did not eclipse 3.0 innings in any game

Season	Level	League	Team	W	L	ERA	G	GS	SHO	SV	SVO	IP	H	R	ER	HR	HB	BB	IBB	SO	WHIP	
2021	ROK	DSL	D-PHW	2	1	1.09	16	1	0	0	3	5	33.0	17	7	4	1	6	16	0	36	1.00
2022	A	FSL	CLR	1	3	3.51	17	8	0	0	0	51.1	37	24	20	4	10	18	0	61	1.07	
2023	A	FSL	CLR	3	2	5.04	22	7	0	0	0	1	50.0	55	29	28	3	6	28	0	58	1.66
2024	A+	SAL	JS	4	2	4.12	14	12	0	0	0	0	63.1	58	34	29	6	6	20	0	86	1.23
2024	AA	EAS	REA	2	3	3.79	8	8	0	0	0	0	40.1	31	19	17	5	5	9	0	50	0.99
2024	Minors	2 Leagues	2 Teams	6	5	3.99	22	20	0	0	0	0	103.2	89	53	46	11	11	29	0	136	1.14
2025	A+	SAL	JS	0	1	40.50	1	1	0	0	0	0	1.1	4	6	6	0	0	3	0	0	5.25
2025	AA	EAS	REA	4	2	5.14	20	1	0	0	0	2	35.0	37	23	20	4	5	14	0	39	1.46
2025	Minors	2 Leagues	2 Teams	4	3	6.44	21	2	0	0	0	2	36.1	41	29	26	4	5	17	0	39	1.60
Career	ROK	DSL	D-PHW	2	1	1.09	16	1	0	0	3	5	33.0	17	7	4	1	6	16	0	36	1.00
Career	AA	EAS	REA	6	5	4.42	28	9	0	0	0	2	75.1	68	42	37	9	10	23	0	89	1.21
Career	A+	SAL	JS	4	3	4.87	15	13	0	0	0	0	64.2	62	40	35	6	6	23	0	86	1.31
Career	A	FSL	CLR	4	5	4.26	39	15	0	0	0	1	101.1	92	53	48	7	16	46	0	119	1.36
Career	Minors	4 Leagues	4 Teams	16	14	4.07	98	38	0	0	3	8	274.1	239	142	124	23	38	108	0	330	1.26





Brayan Castillo

RHP

Brayan Anulfo Castillo

BATS	THROWS	HEIGHT	WEIGHT
RIGHT	RIGHT	6-0	145

 BORN: *September 11, 2000*

 OPENING DAY AGE: *25*

 BIRTHPLACE: *Santiago, D.R.*

 SCHOOL: *-*

 ACQUIRED: *Signed by the Rockies as an international free agent July 2, 2017*

QUICK HITS

- Seventh professional season, all with the Rockies organization
- Combined for a 2.94 ERA between Double-A and Triple-A (52.0 IP, 17 ER) with 64 strikeouts, in 41 total games
- In 2025, relented 11 of his 17 total earned runs across two outings ... April 11 (at Binghamton and July 18 (vs. Reno) ... outside of those appearances, allowed just six earned runs in 51.0 IP
- Converted to a reliever midway through the 2023 campaign with High-A Spokane
- Committed nine balks during the 2023 season, tied for fourth-most in MiLB
- California League Pitcher of the Week for Fresno (June 6-12, 2022)
- Part of the 2021 ACL Rockies squad that won the league championship
- Originally signed as an international free agent on July 2, 2017

2025

- Began the season at Double-A Hartford, compiled a 2.12 ERA (34.0 IP, 8 ER) in 26 relief outings, converted nine of 10 save opportunities
- Tied for the Eastern League lead in saves at the time of his promotion
- Six of his eight earned runs allowed came in one outing, only relented two total earned runs in his other 25 combined appearances
- Recorded the save in back-to-back ballgames June 18-19 at Reading
- Promoted to Albuquerque on July 18, made his Triple-A debut that night vs. Reno ... allowed four hits and five runs in 0.2 IP
- After his first outing with the Isotopes, was scored upon in just two of his final 14 appearances of the season (2.04 ERA during timeframe)
- Combined for a 2.94 ERA between Double-A and Triple-A (52.0 IP, 17 ER) with 64 strikeouts, in 41 total games
- Placed on the Injured List Sept. 9 which ended his season
- Outside of his April 11 and July 18 outings, allowed just six earned runs in 51.0 IP

2024

- Spent the majority of the campaign with High-A Spokane, where he posted a 3.66 ERA in 28 appearances (32.0 IP, 13 ER)
- Recorded five saves in six opportunities
- Produced a 12.27 ERA (7.1 IP, 10 ER) in his first seven outings, then allowed just three earned runs in his next 21 total appearances for a 1.09 ERA
- Promoted to Double-A Hartford on Aug. 6
- Pitched in nine games for the Yard Goats, relenting three earned runs in 11.1 IP (2.38 ERA)
- Recorded his first Double-A save on Sept. 1 vs. Binghamton

2023

- Pitched in 24 contests (eight starts) with High-A Spokane, was 2-6 with a 6.21 ERA (62.1 IP, 43 ER) while issuing 46 walks against 58 strikeouts
- Made his final start June 11 at Hillsboro, shifted to the bullpen in his next outing
- Had an 8.13 ERA as a starter, and 4.31 as a reliever
- Committed nine balks on the season, tied for fourth-most in MiLB



Season	Level	League	Team	W	L	ERA	G	GS	CG	SHO	SV	SVO	IP	H	R	ER	HR	HB	BB	IBB	SO	WHIP
2018	ROK	DSL	D-RCK	1	3	4.87	13	10	0	0	0	0	44.1	47	26	24	1	3	21	0	38	1.53
2019	ROK	DSL	D-COL	2	7	3.61	11	11	0	0	0	0	52.1	46	27	21	1	3	23	0	48	1.32
2021	ROK	ACL	A-RCK	3	1	5.11	8	5	0	0	0	0	24.2	27	17	14	0	2	16	0	28	1.74
2022	A	CAL	FRE	4	4	5.62	22	22	0	0	0	0	99.1	103	72	62	12	4	51	0	89	1.55
2023	A+	NWL	SPO	2	6	6.21	24	8	0	0	0	2	62.1	64	48	43	5	8	46	0	58	1.76
2024	A+	NWL	SPO	2	3	3.66	28	0	0	0	5	6	32.0	16	14	13	4	0	18	1	39	1.06
2024	AA	EAS	HFD	0	0	2.38	9	0	0	0	1	1	11.1	9	3	3	1	0	5	0	13	1.24
2024	Minors	2 Leagues	2 Teams	2	3	3.32	37	0	0	0	6	7	43.1	25	17	16	5	0	23	1	52	1.11
2025	AA	EAS	HFD	2	2	2.12	26	0	0	0	9	10	34.0	22	11	8	1	1	17	1	40	1.15
2025	AAA	PCL	ABQ	0	0	4.50	15	0	0	0	0	0	18.0	12	9	9	1	2	10	1	24	1.22
2025	Minors	2 Leagues	2 Teams	2	2	2.94	41	0	0	0	9	10	52.0	34	20	17	2	3	27	2	64	1.17
Career	ROK	2 Leagues	3 Teams	6	11	4.38	32	26	0	0	0	0	121.1	120	70	59	2	8	60	0	114	1.48
Career	AAA	PCL	ABQ	0	0	4.50	15	0	0	0	0	0	18.0	12	9	9	1	2	10	1	24	1.22
Career	AA	EAS	HFD	2	2	2.18	35	0	0	0	10	11	45.1	31	14	11	2	1	22	1	53	1.17
Career	A+	NWL	SPO	4	9	5.34	52	8	0	0	5	8	94.1	80	62	56	9	8	64	1	97	1.53
Career	A	CAL	FRE	4	4	5.62	22	22	0	0	0	0	99.1	103	72	62	12	4	51	0	89	1.55
Career	Minors	6 Leagues	7 Teams	16	26	4.69	156	56	0	0	15	19	378.1	346	227	197	26	23	207	3	377	1.46

Organization

2026 Isotopes

2025 In Review

Colorado Rockies

Opponents

Isotopes Records

ABQ Pro Baseball

History

Media Information





Charlie Condon

INF

Charles Condon

BATS	THROWS	HEIGHT	WEIGHT
RIGHT	RIGHT	6-6	216

BORN: April 14, 2003 **OPENING DAY AGE:** 22
BIRTHPLACE: Atlanta, GA **SCHOOL:** Georgia
ACQUIRED: Selected by the Rockies in the First Round (3rd overall) of the 2024 MLB Draft

QUICK HITS

- Third professional season, all with Rockies organization
- Enters 2026 as the Rockies No. 2 overall prospect, according to Baseball America
- Played in the 2025 Futures Game, starting at first base and hitting fourth (0-for-3)
- Placed on IL to begin 2025 season after suffering a non-displaced fracture in his left wrist during spring training
- Assigned to ACL Rockies May 2, 2025, and appeared in nine rehab games before being sent to High-A Spokane May 20, 2025
- Over 35 games with the Indians in 2025, slashed .312/.431/.420 with six doubles, three homers and 17 RBI
- Promoted to Double-A Hartford July 1, 2025, and slashed .235/.342/.465 with seven doubles, three triples, 11 homers and 38 RBI over 55 contests
- Played for the 2025 Salt River Rafterers of the Arizona Fall League ... slashed .337/.439/.434 with one double, two triples, one homer and 13 RBI over 22 games
- Named an AFL Rising Star and the Dernel Stenson Sportsmanship award winner
- Over 25 games for High-A Spokane in 2024, slashed .180/.248/.270 with four doubles, one triple, one homer and 11 RBI
- Signed with Rockies for a \$9.25 million signing bonus, which tied the record for largest signing bonus in MLB history with Cincinnati's Chase Burns (2024)
- Became the highest draft pick in Georgia baseball history (3rd overall in 2024)
- Swept national honors in 2024, winning the Golden Spikes Award, Dick Howser Trophy and Bobby Bragan National Collegiate Slugger Award
- Named 2024 Player of the Year by numerous publications and consensus All-American
- 2024 SEC Player of the Year by league coaches
- In 2024, became only the third played in NCAA history to lead the nation in both batting average (.433) and home runs (37) in the same season (which broke the NCAA BBCOR home run record)
- Homered in eight-straight games in 2024, one shy of the NCAA record
- In 2023, Named National Freshman of the Year by numerous publications
- Played for the 2023 USA Baseball Collegiate National Team
- Set the SEC Freshman home run record with 25 in 2023 while winning SEC Freshman of the Year
- Played for the 2023 Falmouth Commodores of the Cape Cod League
- Had no college scholarships offers ... only offer was from Georgia as a preferred walk-on

2025

- Played in the Futures Game, starting at first base and hitting fourth (0-for-3)
- Placed on the IL to begin season after suffering a non-displaced fracture in his left wrist during spring training
- Assigned to ACL Rockies May 2 and appeared in nine rehab games before being sent to High-A Spokane May 20
- Over 35 games with the Indians, slashed .312/.431/.420 with six doubles, three homers and 17 RBI
- Promoted to Double-A Hartford July 1 and slashed .235/.342/.465 with seven doubles, three triples, 11 homers and 38 RBI over 55 contests
- Played for the Salt River Rafterers of the Arizona Fall League ... slashed .337/.439/.434 with one double, two triples, one homer and 13 RBI over 22 games
- Named an AFL Rising Star and the Dernel Stenson Sportsmanship award winner

2024

- Drafted by the Rockies in the 1st round (3rd overall) of the 2024 MLB Draft
- Highest draft pick in Georgia baseball history
- Signed with Rockies for a \$9.25 million signing bonus, which tied the record for largest signing bonus in MLB history with Cincinnati's Chase Burns (2024)
- Made pro debut Aug. 6 with High-A Spokane (0-for-4)
- Over 25 games for the Indians, slashed .180/.248/.270 with four doubles, one triple, one homer and 11 RBI
- Named National Player of the Year by numerous publications and consensus All-American
- Swept national honors, winning the Golden Spikes Award, Dick Howser Trophy and Bobby Bragan National Collegiate Slugger Award
- SEC Player of the Year by league coaches
- Became only the third played in NCAA history to lead the nation in both batting average (.433) and home runs (37) in the same season (broke the NCAA BBCOR home run record)
- Homered in eight-straight games in 2024, one shy of the NCAA record



PERSONAL / MISCELLANEOUS INFORMATION

- Son of Rebecca and Jim Condon
- Charlie's cousin Owen was an offensive linemen and member of the Georgia football team from 2018-21 and played at SMU in 2022
- Graduate of The Walker School where he played for Dan Garofano ... four-year starter in baseball
- Batted .432 with a 1.310 OPS as a senior
- Named 2021 Hitter of the Year in the region along with First-Team All-Region
- Also a four-year letterman in football, starting at quarterback his final three years
- Member of the National Honors Society and National Spanish Honor Society

Season	Level	League	Team	AVG	G	AB	R	H	2B	3B	HR	RBI	BB	IBB	SO	SB	CS	OBP	SLG	OPS	PA	HBP	SAC
2024	A+	NWL	SPO	.180	25	100	6	18	4	1	1	11	4	0	34	4	0	.248	.270	.518	109	5	0
2025	ROK	ACL	A-RCK	.296	9	27	2	8	3	0	0	3	1	0	10	1	0	.345	.407	.752	29	1	0
2025	A+	NWL	SPO	.312	35	138	30	43	6	0	3	17	26	0	35	0	2	.431	.420	.851	167	3	0
2025	AA	EAS	HFD	.235	55	200	27	47	7	3	11	38	25	0	67	1	0	.342	.465	.807	237	9	0
2025	Minors	3 Leagues	3 Teams	.268	99	365	59	98	16	3	14	58	52	0	112	2	2	.376	.444	.820	433	13	0
Career	ROK	ACL	A-RCK	.296	9	27	2	8	3	0	0	3	1	0	10	1	0	.345	.407	.752	29	1	0
Career	AA	EAS	HFD	.235	55	200	27	47	7	3	11	38	25	0	67	1	0	.342	.465	.807	237	9	0
Career	A+	NWL	SPO	.256	60	238	36	61	10	1	4	28	30	0	69	4	2	.359	.357	.716	276	8	0
Career	Minors	3 Leagues	3 Teams	.249	124	465	65	116	20	4	15	69	56	0	146	6	2	.351	.406	.757	542	18	0

Organization

2026 Isotopes

2025 In Review

Colorado Rockies

Opponents

Isotopes Records

ABQ Pro Baseball

History

Media Information





Blaine Crim

INF

Linton Blaine Crim

BATS	THROWS	HEIGHT	WEIGHT
RIGHT	RIGHT	5-10	200

BORN: June 17, 1997 **OPENING DAY AGE:** 28
BIRTHPLACE: Mobile, AL **SCHOOL:** Mississippi College
ACQUIRED: Claimed by the Rockies off waivers from Texas on August 3, 2025

QUICK HITS

- Seventh professional season, Rockies are his second organization (Rangers)
- Slashed .241/.295/.556 with five homers and 12 RBI in 15 games with the Rockies in 2025
- Recorded his first Major League hit on Sept. 12, 2025, a three-run homer at San Diego off JP Sears in the fifth inning
- In 2025, became the third Rockie in franchise history to record a multi-homer game within his first three career games at Coors Field, joining Trevor Story (2016) and Brian Serven (2022)
- On Sept. 24, 2025 at Seattle, homered for the fifth time in his 11th game with the Rockies, tied with Miguel Olivo (2010) and Ellis Burks (1994) for the second most homers in franchise history in a player's first 11 games with the club
- His 12 RBI through his first 11 games as a Rockie were the third-most in franchise history behind Andrés Galarraga (14, 1993) and Story (13, 2016)
- Made his Major League debut on May 2, 2025 vs. Seattle (after 590 games in the minors), was 0-for-3 with two strikeouts
- Ranks second on the all-time Round Rock Express Triple-A RBI leaderboard (2005-present) with 247, third in home runs (60)
- In 363 career games with the Express (2022-25) compiled a .283/.374/.487 slash line with 85 doubles, eight triples, 60 home runs and 247 RBI
- In 39 games against Albuquerque, compiled a .346/.429/.569 slashline with 14 doubles, a triple, six homers and 28 RBI
- Awarded two Rangers MiLB Player of the Month honors: July 2023 and July 2024
- Was voted 2019 Northwest League MVP after slashing .335/.398/.528 with 15 doubles, a triple, eight homers, 45 RBI in 53 games with Short-Season A Spokane
- Selected by Texas in the 19th round of the 2019 First-Year Player Draft from Mississippi College (Division II – Gulf South Conference)
- Played four seasons at Mississippi College, finishing as the program's all-time leader in hits (250) and totaled a .350 average with 35 home runs and 196 RBI in 189 career games

2025

- Played in 83 games with Triple-A Round Rock, produced a .284/.373/.515 slashline with 20 doubles, one triple, 18 homers and 71 RBI
- Hit a walk-off home run on April 2 vs. Toledo, the first regular season Pacific Coast League/International League regular season series in the 21st century
- Named PCL Player of the Week for March 31-April 6, was 13-for-26 with six extra-base hits and nine RBI in the six games against Toledo
- Made his Major League debut on May 2 vs. Seattle (after 590 games in the minors), was 0-for-3 with two strikeouts ... played in six total games for the Rangers and was hitless in 11 at-bats before being optioned back to Round Rock
- Designated for assignment by Texas on July 31, claimed off waivers by Colorado three days later and optioned to Triple-A Albuquerque
- Slashed .273/.360/.424 with six doubles, three homers and 14 RBI in 26 games with the Isotopes
- First six games with Albuquerque were against his former team Round Rock ... went 2-for-22 (including solo HR off Craig Kimbrel), was 25-for-70 (.357) in his next 20 contests after the Express left town
- Recalled by Colorado on Sept. 12 and started at first base that night at San Diego ... launched a three-run homer off JP Sears in the fourth inning for his first Major League hit
- Slashed .241/.295/.556 with five homers and 12 RBI in 15 games with the Rockies
- Recorded his first multi-homer game with a pair of solo shots on Sept. 18 vs. Miami
- Became the third Rockie in franchise history to record a multi-homer game within his first three career games at Coors Field, joining Trevor Story (2016) and Brian Serven (2022)
- On Sept. 24 at Seattle, homered for the fifth time in his 11th game with the Rockies, tied with Miguel Olivo (2010) and Ellis Burks (1994) for the second most homers in franchise history in a player's first 11 games with the club
- His 12 RBI through his first 11 games as a Rockie were the third-most in franchise history behind Andrés Galarraga (14, 1993) and Story (13, 2016)
- Produced a 10-game hitting streak from Sept. 16-26 during which he slashed .324/.390/.706 with one double, four home runs and seven RBI ... tied for the second-longest hitting streak by a Rockie in 2025 (also: Ryan Ritter, Jordan Beck) ... Longest: Tyler Freeman with a 12-gamer in June



2024

- Spent the entire season with Triple-A Round Rock, appearing in 134 games and compiling a .277/.370/.469 slashline with 33 doubles, two triples, 20 homers and 86 RBI
- His 134 games played ranked fourth in the PCL
- Drove in a career-high seven runs on April 26 vs. Salt Lake, connected on a pair of two-run homers and a three-run double
- Was named Rangers Minor League Player of the Month for July, hitting .453 with a 1.217 OPS and ranking among PCL leaders in batting average (1st), on-base pct. (1st, 561), times on base (1st, 46), OPS (2nd), and slugging pct. (4th, .656)

- Hit two home runs on Aug. 28 vs. Oklahoma City, including one off Yoshinobu Yamamoto in a rehab start
- Season-best 12-game hit streak from Aug. 15-29, slashed .358/.404/.792 with three doubles, one triple, six homers and 11 RBI during the stretch

2023

- Appeared in 133 games with Triple-A Round Rock, slashing .289/.385/.506 with 31 doubles, five triples, 22 home runs and 85 RBI
- Ranked fourth in the PCL in games (133), hits (143) and tied for fourth in doubles (31)
- Named Rangers Minor League Player of the Month in July after batting .329 with six home runs, one triple, four doubles, 14 RBI, and 15 walks

- Recorded a pair of 12-game hit streaks: April 23-May 9 and Sept. 7-21
- Hit four home runs in the final nine games of the season, including a two-run blast in the finale Sept. 24 at Tacoma to help the Express clinch the second-half title
- Went deep for his only hit in nine postseason at-bats at Oklahoma City

PERSONAL / MISCELLANEOUS INFORMATION

- Son of Deanna and Shannon Crim
- His wife Katie is the head soccer coach at North Greenville University in South Carolina
- Katie canceled exit interviews with her players in order to get to Arlington for Blaine's MLB debut
- As a two-way player at St. Paul's Episcopal High School (Mobile, AL) was named Coastal Alabama Player of the Year as a senior

- Finished his high school career with a .521 average and went 12-1 with a 1.71 ERA on the mound
- Received advice from Jake Peavy (also a Mobile native) after being drafted

Season	Level	League	Team	AVG	G	AB	R	H	2B	3B	HR	RBI	BB	IBB	SO	SB	CS	OBP	SLG	OPS	PA	HBP	SAC
2019	ROK	ACL	A-RAN	.667	2	9	2	6	2	0	0	3	1	0	0	0	0	.700	.889	1.589	10	0	0
2019	A(Short)	NWL	SPO	.335	53	212	34	71	15	1	8	45	19	4	28	1	0	.398	.528	.926	236	4	0
2019	Minors	2 Leagues	2 Teams	.348	55	221	36	77	17	1	8	48	20	4	28	1	0	.411	.543	.954	246	4	0
2021	A+	SAL	HIC	.300	73	270	48	81	10	0	20	61	21	1	64	1	1	.372	.559	.931	304	11	0
2021	AA	TEX	FRI	.288	35	139	24	40	6	0	9	19	7	0	35	0	0	.331	.525	.856	148	2	0
2021	Minors	2 Leagues	2 Teams	.296	108	409	72	121	16	0	29	80	28	1	99	1	1	.358	.548	.906	452	13	0
2022	AA	TEX	FRI	.295	119	461	81	136	26	0	24	91	49	0	82	4	0	.363	.508	.871	531	8	0
2022	AAA	PCL	RR	.278	13	54	5	15	1	0	0	5	2	0	13	0	0	.298	.296	.594	57	0	0
2022	Minors	2 Leagues	2 Teams	.293	132	515	86	151	27	0	24	96	51	0	95	4	0	.357	.485	.842	588	8	0
2023	AAA	PCL	RR	.289	133	494	89	143	31	5	22	85	71	2	107	1	0	.385	.506	.891	582	10	0
2024	AAA	PCL	RR	.277	134	505	87	140	33	2	20	86	70	0	101	7	1	.370	.469	.839	586	7	0
2025	AAA	PCL	RR	.284	83	326	54	93	20	1	18	71	43	4	70	3	3	.373	.515	.888	378	5	0
2025	AAA	PCL	ABQ	.273	26	99	13	27	6	0	3	14	13	0	20	1	0	.360	.424	.784	114	1	0
2025	MLB	AL	TEX	.000	5	11	1	0	0	0	0	0	1	0	6	0	0	.154	.000	.154	13	1	0
2025	MLB	NL	COL	.241	15	54	9	13	2	0	5	12	5	0	22	0	0	.295	.556	.851	61	0	0
2025	AAA	PCL	2 Teams	.281	109	427	67	120	26	1	21	85	56	4	90	4	3	.370	.494	.864	492	5	0
2025	Minors	2 Leagues	2 Teams	.281	109	427	67	120	26	1	21	85	56	4	90	4	3	.370	.494	.864	492	6	0
2025	MLB	2 Leagues	2 Teams	.200	20	65	10	13	2	0	5	12	6	0	28	0	0	.270	.462	.732	74	1	0
Career	ROK	ACL	A-RAN	.667	2	9	2	6	2	0	0	3	1	0	0	0	0	.700	.889	1.589	10	0	0
Career	MLB	2 Leagues	2 Teams	.200	20	65	10	13	2	0	5	12	6	0	28	0	0	.270	.462	.732	74	1	0
Career	AAA	PCL	2 Teams	.282	389	1480	248	418	91	8	63	261	199	6	311	12	4	.373	.482	.855	1717	23	0
Career	AA	TEX	FRI	.293	154	600	105	176	32	0	33	110	56	0	117	4	0	.356	.512	.868	679	10	0
Career	A+	SAL	HIC	.300	73	270	48	81	10	0	20	61	21	1	64	1	1	.372	.559	.931	304	11	0
Career	A(Short)	NWL	SPO	.335	53	212	34	71	15	1	8	45	19	4	28	1	0	.398	.528	.926	236	4	0
Career	Minors	5 Leagues	6 Teams	.292	671	2571	437	752	150	9	124	480	296	11	520	18	5	.372	.503	.875	2946	48	0





Jeff Criswell

RHP

Jeffrey Kelley Criswell

BATS	THROWS	HEIGHT	WEIGHT
RIGHT	RIGHT	6-4	225

BORN: March 10, 1999

OPENING DAY AGE: 27

BIRTHPLACE: Portage, MI

SCHOOL: Michigan

ACQUIRED: Traded from the Athletics to the Rockies in exchange for RHP Chad Smith on Dec. 6, 2022

QUICK HITS

- Fifth professional season, Rockies are his second organization (Athletics)
- Underwent Tommy John Surgery in March 2025 and missed the entire season
- Made his Major League debut Aug. 21, 2024, at Washington, tossing 1.0 shutout inning
- Appeared in 13 games for Colorado in 2024, compiling a 2.75 ERA (19.2 IP, 6 ER)
- Walked nine batters and struck out 27, the second-most punchouts by a Rockies reliever in his first 13 outings in team history
- In his third career appearance on Aug. 25, 2024, surrendered three consecutive home runs at Yankee Stadium (Juan Soto, Aaron Judge, Giancarlo Stanton)
- Fanned five of six batters faced on Aug. 28, 2024, vs. Miami, first reliever in team history to accomplish the feat over two scoreless innings within his first four games
- Recorded six strikeouts in 2.2 innings on Sept. 15, 2024, vs. Chicago (NL), first Colorado reliever to have two outings with five or more punchouts in the same season since Tommy Kahnle (2014)
- The 2024 season was his first year as a reliever in pro ball
- Traded to Colorado from Oakland in exchange for Chad Smith, Dec. 6, 2022
- In 2023, finished third in the PCL in strikeouts (135), fourth in starts (26) and seventh in innings pitched (121.0)
- His 135 strikeouts in 2023 rank fourth in single-season history for an Isotopes pitcher
- Walked 71 batters in 2023, tied with Ryan Castellani (2021) for most in a campaign by an Albuquerque hurler
- His 101 earned runs surrendered in 2023 are second-most all-time for an Isotope, behind Bobby Keppel (106) in 2008
- 2022 MiLB.com Organizational All-Star, Oakland
- Played for the 2021 Mesa Solar Sox of the Arizona Fall League
- Selected by the Athletics in the 2nd round (58th overall) of the 2020 MLB First-Year Player Draft
- Part of the 2019 University of Michigan College World Series runner-up team; lost to Vanderbilt in finals
- 2019 All-Big 10 First-Team selection
- Named to the 2019 USA Collegiate Baseball team

2025

- Underwent Tommy John Surgery in March, missed the entire season

2024

- Had his contract purchased from Triple-A Albuquerque on Aug. 21, threw a scoreless inning that evening at Washington with one hit allowed
- Appeared in 13 games for Colorado, compiling a 2.75 ERA (19.2 IP, 6 ER)
- Walked nine batters and struck out 27, the second-most punchouts by a Rockies reliever in his first 13 outings in team history
- In his third career appearance on Aug. 25, surrendered three consecutive home runs at Yankee Stadium (Juan Soto, Aaron Judge, Giancarlo Stanton)
- Fanned five of six batters faced on Aug. 28 vs. Miami, first reliever in team history to accomplish the feat over two scoreless innings within his first four games
- Recorded six strikeouts in 2.2 innings on Sept. 15 vs. Chicago (NL), first Colorado reliever to have two outings with five or more punchouts in the same season since Tommy Kahnle (2014)
- Pitched in 35 contests for the Isotopes, producing a 6.24 ERA (57.2 IP, 40 ER) with 28 walks and 83 strikeouts, his first season as a full-time reliever
- Recorded all five of his outs as strikeouts on July 7 at El Paso, in relief of his Michigan college teammate Karl Kauffmann
- Over a nine appearance stretch from June 26-Aug. 2, 30 of his 46 outs registered were via punchout



2023

- Spent the entire season with Triple-A Albuquerque, going 5-10 with a 7.31 ERA over 29 games (26 starts)
- Over his final seven appearances, compiled a 3.79 ERA with 44 strikeouts in 38.0 IP
- Worked 7.2 innings of one-run ball on Aug. 20 vs. El Paso, the longest outing for any Isotope hurler since 2019
- Fanned a season-best nine batters twice: July 1 vs. El Paso and Sept. 1 at Sacramento
- Allowed one earned run or fewer in three consecutive outings from Aug. 15-26
- Issued at least three walks in 12 of 29 outings, including three separate instances of five free passes: June 25 at Reno, July 22 at Sugar Land and Aug. 15 vs. El Paso

- Allowed at least three home runs four times
- Made shortest start of pro career July 16 vs. Salt Lake (1.0 IP), passing previous shortest outing set April 19 vs. OKC (1.2 IP)
- Set career highs in runs (12), earned runs (12) and homers (4) at El Paso April 13; The 12 runs allowed tied for the second-most in a game by an Isotopes starter in club history (Kenny Baugh, 12 runs at Round Rock Aug. 30, 2007)

PERSONAL / MISCELLANEOUS INFORMATION

- Full name is Jeffrey Kelley Criswell
- Son of Brian and Patti, has one sister who swam at Bowling Green University
- Father Brian played baseball for Western Michigan University
- Mother Patti is a child and family psychologist and an award-winning children's author specializing in young girl's development
- Enrolled in College of Literature, Science and the Arts and majored in Sport Management at Michigan

- Michigan's Friday night starter before the cancellation of the 2020 season
- Was teammates with former Isotopes pitcher Karl Kauffmann at Michigan
- Led 2018 Michigan pitchers with 24 appearances
- 2017 graduate of Portage Central High School in Portage, MI; named to the 2017 Rawlings/Perfect Game Honorable Mention All-American Central Region First-Team

Season	Level	League	Team	W	L	ERA	G	GS	CG	SHO	SV	SVO	IP	H	R	ER	HR	HB	BB	IBB	SO	WHIP
2021	A+	MID	LAN	0	0	4.50	5	5	0	0	0	0	12.0	9	6	6	1	1	4	0	12	1.08
2022	A+	MID	LAN	2	3	3.78	10	10	1	1	0	0	50.0	37	24	21	7	3	18	0	58	1.10
2022	AA	TEX	MID	2	6	4.21	12	9	0	0	0	0	57.2	61	28	27	6	1	23	0	57	1.46
2022	AAA	PCL	LV	0	1	4.22	2	2	0	0	0	0	10.2	10	5	5	0	0	3	0	4	1.22
2022	Minors	3 Leagues	3 Teams	4	10	4.03	24	21	1	1	0	0	118.1	108	57	53	13	4	44	0	119	1.28
2023	AAA	PCL	ABQ	5	10	7.51	29	26	0	0	0	0	121.0	140	105	101	32	5	71	2	135	1.74
2024	AAA	PCL	ABQ	1	1	6.24	35	0	0	0	0	1	57.2	75	43	40	14	1	28	2	83	1.79
2024	MLB	NL	COL	1	0	2.75	13	0	0	0	0	0	19.2	20	6	6	4	1	9	0	27	1.47
Career	MLB	NL	COL	1	0	2.75	13	0	0	0	0	0	19.2	20	6	6	4	1	9	0	27	1.47
Career	AAA	PCL	2 Teams	6	12	6.94	66	28	0	0	0	1	189.1	225	153	146	46	6	102	4	222	1.73
Career	AA	TEX	MID	2	6	4.21	12	9	0	0	0	0	57.2	61	28	27	6	1	23	0	57	1.46
Career	A+	MID	LAN	2	3	3.92	15	15	1	1	0	0	62.0	46	30	27	8	4	22	0	70	1.10
Career	Minors	3 Leagues	4 Teams	10	21	5.83	93	52	1	1	0	1	309.0	332	211	200	60	11	147	4	349	1.55





Chase Dollander

RHP

Tyler Chase Dollander

BATS	THROWS	HEIGHT	WEIGHT
RIGHT	RIGHT	6-2	200

BORN: October 26, 2001	OPENING DAY AGE: 24
BIRTHPLACE: Evans, GA	SCHOOL: Tennessee
ACQUIRED: Selected by the Rockies in the First Round (9th overall) of the 2023 MLB Draft	

QUICK HITS

- Third pro season, all with the Rockies organization
- Over 21 starts for Rockies in 2025, recorded a 6.52 ERA (98.0 IP, 71 ER) with an 82:49 K:BB ratio while allowing 18 home runs
- Made his Major League debut on April 6, 2025, vs. the Athletics (5.0 IP, 7 H, 4 R, 1 BB, 6 K), 637 days after being drafted, the second-shortest gap for a Rockies pitcher behind Drew Pomeranz (461 days, debuted on 9/11/2011)
- Became the first Rockies starting pitcher to earn the win in their debut since Peter Lambert on June 6, 2019 at Chicago-NL
- Averaged 97.9 MPH on his 4-seam fastball, tied for the third-highest 4-seam velocity among starting MLB pitchers with José Soriano ... behind Hunter Greene's 99.5 MPH and Paul Skenes' 98.2 MPH (min. 400 BF)
- Made four starts for the Isotopes in 2025, registering a 7.04 ERA (15.1 IP, 12 ER) with a 17:10 K:BB ratio
- 2024 Northwest League Post-Season and Baseball America Minor League All-Star
- Named the National League's starter in the 2024 Futures Game, tossing 1.0 shutout inning
- Garnered Eastern League's August 2024 Pitcher of the Month laurels after compiling a 0.92 ERA (29.1 IP, 3 ER) and a 41:10 K:BB ratio ... Tallied back-to-back 10 strikeout games (August 23 at New Hampshire and August 30 vs. Binghamton)
- Signed with Rockies for a \$5.7 million signing bonus
- Played collegiately at Georgia Southern (2021) and the University of Tennessee (2022-23)
- 19th First Round draft choice out of Tennessee ... Highest drafted pitcher straight out of Tennessee in program history (Luke Hochevar was selected No. 40 in 2005 before being taken with the No. 1 overall pick after a year of independent ball)
- 2022 First Team All-American selection by five publications
- Named 2022 SEC Pitcher of the year while at Tennessee

2025

- Split season between Triple-A Albuquerque and Colorado
- Over 21 starts for Rockies, recorded a 6.52 ERA (98.0 IP, 71 ER) with an 82:49 K:BB ratio while allowing 18 home runs
- Made his Major League debut on April 6 vs. the Athletics (5.0 IP, 7 H, 4 R, 1 BB, 6 K), 637 days after being drafted, the second-shortest gap for a Rockies pitcher behind Drew Pomeranz (461 days, debuted on 9/11/2011)
- Became the first Rockies starting pitcher to earn the win in their debut since Peter Lambert June 6, 2019 at Chicago-NL
- Had two stints on the active roster: April 6-July 7 & Aug. 11-end of season
- Made three start with Albuquerque between July 11 and August 5
- Two 15-day IL stints: May 19-June 3 (right forearm tightness) & Sept. 10-end of season (left patella tendon strain)
- Averaged 97.9 MPH on his 4-seam fastball, tied for the third-highest 4-seam velocity among starting MLB pitchers with José Soriano ... behind Hunter Greene's 99.5 MPH and Paul Skenes' 98.2 MPH (min. 400 BF)
- Made four starts for the Isotopes, registering a 7.04 ERA (15.1 IP, 12 ER) with a 17:10 K:BB ratio

2024

- 2024 Northwest League Post-Season and Baseball America Minor League All-Star
- Named the National League's starter in the 2024 Futures Game, tossing 1.0 inning
- Garnered Eastern League's August 2024 Pitcher of the Month laurel after compiling a 0.92 ERA (29.1 IP, 3 ER) and a 41:10 K:BB ratio ... Tallied back-to-back 10 strikeout games (August 23 at New Hampshire and August 30 vs. Binghamton)
- Made pro debut with High-A Spokane April 5 vs. Vancouver, tossing 5.0 shutout innings with eight punchouts
- Tallied 14 starts for the Indians, pitching to a 2.83 ERA (70.0 IP, 22 ER) with an 111:28 K:BB ratio
- Struck out a career-high 12 batters April 19 vs. Everett over 5.1 frames
- Promoted to Double-A Hartford July 24 ... Made nine starts for the Yard Goats and recorded a 2.25 ERA (48.0 IP, 12 ER) with a 58:19 K:BB ratio
- Registered six double-digit strikeout games on the year (four with Spokane and two with Hartford)



2023

- Selected by the Rockies in the First Round of the 2023 MLB Draft (9th overall) - Did not pitch after being drafted

PERSONAL / MISCELLANEOUS INFORMATION

- Son of Sandra Wall and Brian Dollander ... Step dad is David
 - Has two older brothers, Hunter and Drew, and one younger brother, Trever
 - Hunter, a right-handed pitcher, played baseball for Georgia Gwinnett College and in the Chicago White Sox organization (2022-23), making it to Double-A
 - Moved to Florida this offseason and trained with Tampa Bay Rays left-handed pitcher Shane McClellan
 - Made his collegiate debut with Georgia Southern against Tennessee Feb 20, 2021 (5.2 IP, 3 H 1 R)
 - Made his Tennessee debut against Georgia Southern Feb 18, 2022 (5.0 IP, 11 K)
 - Was teammates at Tennessee with Seth Halvorsen (2023) and Jordan Beck (2022)
 - Played prep baseball at Greenbrier High School in Evans, GA
 - Two-time Perfect Game Pre-Season All-American (2019 and 2020)
 - Three-time All-Region selection (2018-20)

Season	Level	League	Team	W	L	ERA	G	GS	CG	SHO	SV	SVO	IP	H	R	ER	HR	HB	BB	IBB	SO	WHIP
2024	A+	NWL	SPO	4	1	2.83	14	14	0	0	0	0	70.0	60	26	22	6	9	28	0	111	1.26
2024	AA	EAS	HFD	2	1	2.25	9	9	0	0	0	0	48.0	34	14	12	1	5	19	0	58	1.10
2024	Minors	2 Leagues	2 Teams	6	2	2.59	23	23	0	0	0	0	118.0	94	40	34	7	14	47	0	169	1.19
2025	AAA	PCL	ABQ	0	2	7.04	4	4	0	0	0	0	15.1	19	12	12	1	1	10	0	17	1.89
2025	MLB	NL	COL	2	12	6.52	21	21	0	0	0	0	98.0	103	76	71	18	6	49	0	82	1.55
Career	MLB	NL	COL	2	12	6.52	21	21	0	0	0	0	98.0	103	76	71	18	6	49	0	82	1.55
Career	AAA	PCL	ABQ	0	2	7.04	4	4	0	0	0	0	15.1	19	12	12	1	1	10	0	17	1.89
Career	AA	EAS	HFD	2	1	2.25	9	9	0	0	0	0	48.0	34	14	12	1	5	19	0	58	1.10
Career	A+	NWL	SPO	4	1	2.83	14	14	0	0	0	0	70.0	60	26	22	6	9	28	0	111	1.26
Career	Minors	3 Leagues	3 Teams	6	4	3.11	27	27	0	0	0	0	133.1	113	52	46	8	15	57	0	186	1.28





Ryan Feltner

RHP

Ryan Donald Feltner

BATS	THROWS	HEIGHT	WEIGHT
RIGHT	RIGHT	6-4	190

 BORN: *September 2, 1996*

 OPENING DAY AGE: *29*

 BIRTHPLACE: *Orlando, FL*

 SCHOOL: *Kansas*

 ACQUIRED: *Selected by the Rockies in the 4th round (126th overall) of the 2018 MLB Draft*

QUICK HITS

- Eighth professional season, all with the Rockies organization
- Made six starts for the Rockies in 2025, was 0-2 with a 4.75 ERA (30.1 IP, 16 ER) ... Placed on the Injured List with back spasms on May 2 ... transferred to the 60-day IL on June 15 ... After three rehab starts with Triple-A Albuquerque, activated from the IL and optioned to the Isotopes on July 4
- Walked nine batters on July 24, 2025 at Salt Lake ... tying an Isotopes single-game individual franchise record
- Made a career-high 30 starts for the Rockies in 2024, going 3-10 with a 4.49 ERA (162.1 IP, 81 ER)
- Set a Rockies franchise record by going 22 starts without a victory from April 17-Aug. 31, 2024 (previous was Kyle Freeland with 17 from Aug. 6, 2020-June 22, 2021)
- His 22 starts without a win in 2024 were the longest single-season winless streak by a starting pitcher (non-opener) since Shelby Miller had a 24-start streak in 2015 with Atlanta
- Over his final 14 outings in 2024, produced a 2.97 ERA (75.2 IP, 25 ER) ... eight quality starts during stretch
- Suffered a fractured skull on a line drive off the bat of Nick Castellanos on May 13, 2023

- Returned to action 112 days later in the 2023 season by making five starts in September (three rehab, two MLB)
- Appeared in 20 games (19 starts) for Colorado in 2022, finishing 4-9 with a 5.83 ERA
- Made his Major League debut on Sept. 5, 2021, vs. Atlanta, allowed a home run to Ozzie Albies on the first pitch of the game; second Rockies pitcher to give up a homer on the first pitch of their debut that season (Lucas Gilbreath, May 1 at Arizona).
- Fifth Rockies pitcher in history to allow three home runs in his Major League debut (last: Rico Garcia, Aug. 27, 2019) ... ninth Rockie in history to give up six or more earned runs in his debut (last: José Mujica, Sept. 8, 2020).
- Was the first Rockies starting pitcher since Antonio Senzatela to skip Triple-A and go straight to the Majors
- 2021 MiLB.com Rockies Organizational All-Star
- Played in the Cape Cod League in 2016 (Brewster Whitecaps) and 2017 (Bourne Braves)
- Was a Cape Cod League All-Star in 2017
- Drafted by Toronto in the 25th round out of high school in 2015 but did not sign
- Gatorade Baseball Player of the Year for Ohio in 2015 (Walsh Jesuit High School)

2025

- Made six starts for the Rockies, was 0-2 with a 4.75 ERA (30.1 IP, 16 ER)
- Had two quality starts: April 10 vs. Milwaukee (6.0 IP, 1 ER) and April 22 at Kansas City (7.0 IP, 1 ER)
- Placed on the Injured List with back spasms on May 2 ... transferred to the 60-day IL on June 15
- After three rehab starts with Triple-A Albuquerque, activated from the IL and optioned to the Isotopes on July 4
- Made a total of six outings for Albuquerque, produced an 0-3 record and 8.57 ERA (21.0 IP, 20 ER)

2024

- Made a career-high 30 starts for the Rockies, going 3-10 with a 4.49 ERA (162.1 IP, 81 ER)
- Worked a career-long 8.0+ innings on April 30 at Miami, took a shutout into the ninth before the Marlins plated three runs
- Set a Rockies franchise record by going 22 starts without a victory from April 17-Aug. 31 (previous was Kyle Freeland with 17 from Aug. 6, 2020-June 22, 2021)
- His 22 starts without a win were the longest single-season winless streak by a starting pitcher (non-opener) since Shelby Miller had a 24-start streak in 2015 with Atlanta

- Walked 23 batters in 21.0 innings with the Isotopes, including nine free passes on July 24 at Salt Lake ... was the most in his professional career and tied a single-game individual record for Albuquerque, after Jack O'Loughlin also walked nine earlier in the 2025 season
- Placed on Albuquerque's Injured List July 30, missed the remainder of the campaign

- Prior to July 8, had walked two or fewer batters in 19-straight starts dating back to 2023, the third-longest such streak in Colorado history (longest: 28 starts, Antonio Senzatela, July 1, 2021-July 27, 2022) ... was the only starter in Colorado history to pitch at least 4.0 innings and walk two or fewer batters in 17-straight starts
- Over his final 14 outings, produced a 2.97 ERA (75.2 IP, 25 ER) ... eight quality starts during stretch
- Worked 6.0 scoreless innings of two-hit ball in the season finale against the eventual World Series champion Dodgers



2023

- In 10 starts for the Rockies, compiled a 2-4 record and 5.82 ERA (43.1 IP, 28 ER)
- Spun 16.2 consecutive scoreless innings from April 20-May 2
- Blanked the reigning NL champ Phillies on three hits over 5.2 frames at Citizens Bank Park on April 20
- Took a Nick Castellanos liner off the head on May 13, resulting in a fractured skull, was out indefinitely

- Returned to the mound for the first time in 112 days on Sept. 1, made a rehab start for High-A Spokane; allowed one run in three innings
- Pitched twice for the Isotopes: Sept. 7 vs. Reno and Sept. 12 at El Paso (7.1 IP, 2 ER)
- Made his big-league return Sept. 19 at San Diego, tossing five scoreless innings of two-hit ball

PERSONAL / MISCELLANEOUS INFORMATION

- Ryan Donald Feltner
- Son of Laura and Derek
- Joined ABC's "Good Morning America" for an exclusive interview following his return to the mound from a fractured skull in 2023
- Communications major

- 2015 Gatorade Baseball Player of the Year in Ohio
- Top 100 High School Pitcher by Perfect Game and was recognized as a top prospect in 2013 by Louisville Slugger

Season	Level	League	Team	W	L	ERA	G	GS	CG	SHO	SV	SVO	IP	H	R	ER	HR	HB	BB	IBB	SO	WHIP
2018	ROK	PID	GJ	0	0	0.88	9	9	0	0	0	0	30.2	16	3	3	1	2	4	0	39	0.65
2019	A(Full)	SAL	ASH	9	9	5.07	25	25	0	0	0	0	119.0	137	73	67	12	8	46	0	116	1.54
2021	A+	NWL	SPO	3	1	2.17	7	7	0	0	0	0	37.1	26	9	9	1	1	18	0	45	1.18
2021	AA	EAS	HFD	5	2	2.85	13	13	0	0	0	0	72.2	68	23	23	7	1	22	0	80	1.24
2021	AAA	PCL	ABQ	0	0	16.88	1	1	0	0	0	0	2.2	4	5	5	2	0	2	0	2	2.25
2021	MLB	NL	COL	0	1	11.37	2	2	0	0	0	0	6.1	9	8	8	3	1	5	0	6	2.21
2021	Minors	3 Leagues	3 Teams	8	3	2.96	21	21	0	0	0	0	112.2	98	37	37	10	2	42	0	127	1.24
2022	AAA	PCL	ABQ	5	1	3.83	11	11	0	0	0	0	51.2	49	25	22	5	2	18	0	60	1.30
2022	MLB	NL	COL	4	9	5.83	20	19	0	0	0	0	97.1	102	65	63	16	5	35	0	84	1.41
2023	A+	NWL	SPO	0	0	3.00	1	1	0	0	0	0	3.0	3	1	1	0	0	0	0	3	1.00
2023	AAA	PCL	ABQ	0	1	2.45	2	2	0	0	0	0	7.1	6	2	2	0	0	4	0	6	1.36
2023	MLB	NL	COL	2	4	5.82	10	10	0	0	0	0	43.1	45	29	28	2	2	28	0	38	1.68
2023	Minors	2 Leagues	2 Teams	0	1	2.61	3	3	0	0	0	0	10.1	9	3	3	0	0	4	0	9	1.26
2024	AAA	PCL	ABQ	0	1	10.13	1	1	0	0	0	0	2.2	4	5	3	0	0	2	0	3	2.25
2024	MLB	NL	COL	3	10	4.49	30	30	0	0	0	0	162.1	165	94	81	20	7	52	0	138	1.34
2025	ROK	ACL	A-RCK	0	0	0.00	1	1	0	0	0	0	1.2	2	0	0	0	0	0	0	2	1.20
2025	AAA	PCL	ABQ	0	3	8.57	6	6	0	0	0	0	21.0	29	23	20	5	1	23	1	13	2.48
2025	MLB	NL	COL	0	2	4.75	6	6	0	0	0	0	30.1	33	17	16	4	0	12	0	25	1.48
2025	Minors	2 Leagues	2 Teams	0	3	7.94	7	7	0	0	0	0	22.2	31	23	20	5	1	23	1	15	2.38
Career	ROK	2 Leagues	2 Teams	0	0	0.84	10	10	0	0	0	0	32.1	18	3	3	1	2	4	0	41	0.68
Career	MLB	NL	COL	9	26	5.19	68	67	0	0	0	0	339.2	354	213	196	45	15	132	0	291	1.43
Career	AAA	PCL	ABQ	5	6	5.48	21	21	0	0	0	0	85.1	92	60	52	12	3	49	1	84	1.65
Career	AA	EAS	HFD	5	2	2.85	13	13	0	0	0	0	72.2	68	23	23	7	1	22	0	80	1.24
Career	A+	NWL	SPO	3	1	2.23	8	8	0	0	0	0	40.1	29	10	10	1	1	18	0	48	1.17
Career	A	SAL	ASH	9	9	5.07	25	25	0	0	0	0	119.0	137	73	67	12	8	46	0	116	1.54
Career	Minors	6 Leagues	6 Teams	22	18	3.99	77	77	0	0	0	0	349.2	344	169	155	33	15	139	1	369	1.38





Braxton Fulford



Braxton Albert Fulford

BATS	THROWS	HEIGHT	WEIGHT
RIGHT	RIGHT	5-10	190

BORN: *December 9, 1998* OPENING DAY AGE: *27*
 BIRTHPLACE: *Lubbock, TX* SCHOOL: *Texas Tech*
 ACQUIRED: *Selected by the Rockies in the 6th round (170th overall) of the 2021 MLB Draft*

QUICK HITS

- Sixth professional season, all with the Rockies organization
- In 38 games with Colorado in 2025, slashed .213/.267/.324 with eight extra-base hits and 16 RBI
- Made his Major League debut April 16, 2025, at Los Angeles (NL), was 0-for-4 with four strikeouts
- Connected on a solo homer April 20, 2025, vs. Washington (Jake Irvin) for his first Major League hit, teammate Zac Veen also launched his first career home run in the same contest
- Logged a career-high five RBI on June 15, 2025, at Atlanta, tied for the fifth-most RBI in a game by a rookie in Rockies history
- Registered a 29.1 (ft/sec) sprint feed in 2025, the fastest for any Major League catcher since 2015
- Played in 43 games for the Isotopes in 2025, slashing .354/.433/.714 with 10 doubles, two triples, 13 home runs and 37 RBI
- Hit five long balls over four consecutive games in which he started from April 2-8, 2025, including a walk-off two-run blast on April 4 vs. Salt Lake
- Spent the entire 2024 season with Double-A Hartford, slashing .241/.341/.753 with 10 homers, 21 doubles, 46 RBI and 10 stolen bases
- Launched his first Triple-A homer on Sept. 22, 2023, vs. Oklahoma City, a 455-foot blast to center field
- Northwest League Player of the Week for April 10-16, 2023, with High-A Spokane
- Played for the 2022 Salt River Rafters of the Arizona Fall League
- Drafted in the sixth round (170th overall) by Colorado in 2021
- Played collegiately at Texas Tech, slashed .261/.379/.441 with 19 homers and 94 RBI in 169 career games
- One of 16 catchers in the nation to be named a semifinalist for the Buster Posey National Collegiate Catcher of the Year Award in 2021
- Appeared in the College World Series in 2018 and 2019
- Helped the Red Raiders to a No. 8 national seed and its deepest CWS run in program history in 2019, finishing one win shy of playing in the CWS Finals

2025

- Split the season between Triple-A Albuquerque and Colorado
- Played in 43 games for the Isotopes, slashing .354/.433/.714 with 10 doubles, two triples, 13 home runs and 37 RBI
- Hit five long balls over four consecutive games in which he started from April 2-8, including a walk-off two-run blast on April 4 vs. Salt Lake
- Had his contract purchased by the Rockies on April 14
- Made his Major League debut April 16 at Los Angeles (NL), was 0-for-4 with four strikeouts
- Connected on a solo homer April 20 vs. Washington (Jake Irvin) for his first Major League hit, teammate Zac Veen also launched his first career home run in the same contest
- Logged a career-high five RBI on June 15 at Atlanta, tied for the fifth-most RBI in a game by a rookie in Rockies history
- In 38 games with Colorado, slashed .213/.267/.324 with eight extra-base hits and 16 RBI
- Registered a 29.1 (ft/sec) sprint feed, the fastest for any Major League catcher since 2015
- Recorded at least one hit in 33 of his 43 games with Albuquerque, and 25 of his 52 total knocks went for extra bases
- Homered off Mariners All-Star pitcher George Kirby on May 16 during a rehab start
- Was 4-for-4 with two homers and five RBI on July 2 vs. El Paso ... the long balls traveled a total of 851 feet, also tied a franchise record with five runs scored that afternoon

2024

- Spent the entire season with Double-A Hartford, slashing .241/.341/.412 with 10 homers, 21 doubles, 46 RBI and 10 stolen bases
- Hit .311 with five homers, 10 doubles and 23 RBI over 36 game stretch from June 26 – September 4
- Hit go-ahead two-run homer in the 11th inning June 20 at Harrisburg in Hartford's 5-4 win



2023

- Began the campaign with High-A Spokane, slashing .307/.398/.511 with eight doubles, a triple, six homers, 21 RBI
- Went deep in his first two contests of the season April 11-12 vs. Eugene
- Northwest League Player of the Week April 10-16, was 9-for-17 with a double, two home runs and four RBI
- Promoted to Double-A Hartford on May 30
- Appeared in 35 games with the Yard Goats, slashing .219/.331/.381 with eight doubles, three homers and six RBI

- Four of six runs batted in with Hartford came via the long ball
- Promoted to Triple-A Albuquerque on Sept. 19 for the final series of the season, going 4-for-8 in three contests
- Was 2-for-4 with a double in his Isotopes debut Sept. 20 vs. Oklahoma City
- Launched his first Triple-A homer on Sept. 22 vs. Oklahoma City, a 455-foot blast to center field

PERSONAL / MISCELLANEOUS INFORMATION

- Parents are Jai and Tammy Fulford
- Nephew of former Texas Tech baseball player Darin Erculiani (1992-93)

- Played in the 2016 Connie Mack World Series in Farmington, NM; was named all-tournament catcher

Season	Level	League	Team	AVG	G	AB	R	H	2B	3B	HR	RBI	BB	IBB	SO	SB	CS	OBP	SLG	OPS	PA	HBP	SAC
2021	ROK	ACL	A-RCK	.267	14	30	8	8	4	0	0	3	10	0	14	2	0	.488	.400	.888	44	3	1
2022	A	CAL	FRE	.268	104	366	82	98	17	2	15	53	51	0	92	13	2	.380	.448	.828	440	18	1
2023	ROK	ACL	A-RCK	.111	3	9	3	1	0	0	0	3	2	0	1	0	0	.400	.111	.511	15	3	0
2023	A+	NWL	SPO	.307	37	137	33	42	8	1	6	21	15	0	35	4	2	.398	.511	.909	162	7	1
2023	AA	EAS	HFD	.219	35	105	13	23	8	0	3	6	15	0	36	2	1	.331	.381	.712	125	3	1
2023	AAA	PCL	ABQ	.500	3	8	3	4	2	0	1	4	2	0	2	0	0	.600	1.125	1.725	10	0	0
2023	Minors	4 Leagues	4 Teams	.270	78	259	52	70	18	1	10	34	34	0	74	6	3	.377	.463	.840	312	13	2
2024	AA	EAS	HFD	.241	92	323	47	78	21	2	10	46	38	0	95	10	2	.341	.412	.753	379	13	0
2025	AAA	PCL	ABQ	.354	43	147	35	52	10	2	13	37	17	0	40	3	2	.433	.714	1.147	171	5	0
2025	MLB	NL	COL	.213	38	108	11	23	5	2	1	16	7	0	36	1	0	.267	.324	.591	120	2	0
Career	ROK	ACL	A-RCK	.231	17	39	11	9	4	0	0	6	12	0	15	2	0	.466	.333	.799	59	6	1
Career	MLB	NL	COL	.213	38	108	11	23	5	2	1	16	7	0	36	1	0	.267	.324	.591	120	2	0
Career	AAA	PCL	ABQ	.361	46	155	38	56	12	2	14	41	19	0	42	3	2	.442	.735	1.177	181	5	0
Career	AA	EAS	HFD	.236	127	428	60	101	29	2	13	52	53	0	131	12	3	.339	.404	.743	504	16	1
Career	A+	NWL	SPO	.307	37	137	33	42	8	1	6	21	15	0	35	4	2	.398	.511	.909	162	7	1
Career	A	CAL	FRE	.268	104	366	82	98	17	2	15	53	51	0	92	13	2	.380	.448	.828	440	18	1
Career	Minors	5 Leagues	5 Teams	.272	331	1125	224	306	70	7	48	173	150	0	315	34	9	.379	.475	.854	1346	52	4





Tanner Gordon

RHP

Tanner Robert Gordon

BATS	THROWS	HEIGHT	WEIGHT
LEFT	RIGHT	6-5	215

BORN: *October 26, 1997* **OPENING DAY AGE:** *28*
BIRTHPLACE: *Champaign, IL* **SCHOOL:** *Indiana*
ACQUIRED: *Traded from the Braves to the Rockies July 24, 2023, along with RHP Victor Vodnik in exchange for RHP Pierce Johnson*

QUICK HITS

- Seventh pro season, Rockies are his second organization (Braves)
- Made 15 starts for Colorado in 2025, posting a 6-8 record and 6.33 ERA (75.1 IP, 53 ER)
- Had six outings with the Rockies in 2025 in which he lasted six innings and gave up two or fewer earned runs
- Made his MLB debut July 7, 2024, vs. Kansas City, allowing eight hits and five earned runs in 6.1 innings ... Threw 62 of 78 pitches for strikes and did not walk a batter ... Three tallies came courtesy of a Maikel Garcia three-run homer in the second frame
- In eight starts for Colorado in 2024, compiled a 0-6 record and 8.65 ERA (34.1 IP, 33 ER) with 10 home runs allowed
- Spun 8.0 scoreless innings on Sept. 4, 2024, at Tacoma, 11th time in Isotopes history a pitcher completed at least 8.0 frames without allowing a run
- Traded to Rockies from Braves July 24, 2023, along with RHP Victor Vodnik for RHP Pierce Johnson
- Made Colorado organizational debut with Double-A Hartford July 30, 2023 (5.2 IP, 2 R, 5 H, 6 K, 2 BB)

- Tossed two 7.0 inning complete games in career: Aug. 17, 2023, with Hartford and June 9, 2022, with Double-A Mississippi
- Named South Atlantic Pitcher of the Month April 2022 after posting career-high 14 strikeouts April 16 vs. Hudson Valley
- Originally drafted by Atlanta in the 6th round of the 2019 MLB Draft out of Indiana University
- Pitched one year at Indiana (2019) where he tallied a 3.81 ERA with 90 strikeouts, finishing ninth all-time in IU single-season history
- Was the 97th player in Indiana school history to get drafted ... One of 10 Hoosiers to be drafted in 2019, a school record
- Began college career at John A. Logan Community College, pitching for two seasons (2017-18) ... Named National Pitcher of the Week April 26, 2018, after spinning a complete-game victory where he fanned a school record 19 batters

2025

- Split the season between Triple-A Albuquerque and Colorado
- Made 12 starts for the Isotopes, compiling a 1-4 record and 5.25 ERA (58.1 IP, 34 ER)
- In a total of 133.2 innings between Albuquerque and Colorado, walked just 28 batters compared to 109 strikeouts
- Made 15 starts for Colorado, posting a 6-8 record and 6.33 ERA (75.1 IP, 53 ER)
- Ranked second on the Rockies with seven quality starts

- Had six outings with the Rockies in which he lasted six innings and gave up two or fewer earned runs
- Allowed 17 earned runs across his two starts on Aug. 4 (vs. Toronto) and Aug. 10 (at Arizona), became the sixth Colorado hurler to relent at least 17 runs in a two-start span
- Surrendered nine homers in four starts in September, including Cal Raleigh's 59th blast of the year on Sept. 24

2024

- Was on Albuquerque's Opening Day roster, but immediately placed on the Injured List
- Made his season debut May 9, the first of two rehab starts in the Arizona Complex League
- Rejoined the Isotopes on May 23, allowing five runs in 3.2 innings at Salt Lake
- Had his contract purchased and made his MLB debut July 7 vs. Kansas City, allowing eight hits and five earned runs in 6.1 innings ... Did not walk a batter, threw 62 of 78 pitches for strikes, three tallies came courtesy of a Maikel Garcia three-run homer in the second frame
- Struck out the first two batters he faced (Frazier, Witt Jr.), the first Rockies starter in franchise history to strikeout the first two batters he faced in his Major League debut
- Was the longest outing by a Rockie in their first MLB start since Peter Lambert June 16, 2019, at Chicago-NL (7.0 IP)

- Sixth Rockies pitcher to pitch 6.1 innings or more in their debut at Coors Field (last: Tyler Anderson, June 12, 2016 vs. San Diego)
- In eight starts for Colorado, was 0-6 with an 8.65 ERA (34.1 IP/33 ER), 10 HR relented
- Best outing came Aug. 3 at San Diego, limiting the Padres to one hit in six innings (Xander Bogaerts single, later scored on David Peralta groundout)
- Made 11 starts for Triple-A Albuquerque, going 4-4 with a 4.45 ERA (54.2 IP, 27 ER)
- Between the Isotopes and Rockies, issued 19 walks compared to 70 strikeouts (89.0 IP)
- Spun 8.0 scoreless innings on Sept. 4 at Tacoma, 11th time in Isotopes history a pitcher completed at least that many frames without allowing a run



2023

- Made starts for four teams at two different levels: Double-A Mississippi (11), Double-A Hartford (four), Triple-A Gwinnett (six appearances, five starts) and Triple-A Albuquerque (six)
- Between the four clubs, compiled a 5.53 ERA (140.0 IP, 86 ER) with a 131:41 K:BB ratio and 1.36 WHIP
- Began year with Mississippi and made five starts before being promoted to Gwinnett
- Made six appearances, five starts, for the Stripers, pitching to an 8.28 ERA (29.1 IP, 27 ER) ... Sent back to Mississippi June 8
- Tallied six starts for M-Braves before being dealt to Rockies July 24 along with RHP Victor Vodnik for RHP Pierce Johnson

- Made Colorado organizational debut with Double-A Hartford July 30 (5.2 IP, 2 R, 5 H, 6 K, 2 BB)
- Over four starts with the Yard Goats, posted a 5.96 ERA (22.2 IP, 15 ER)
- Promoted to Albuquerque Aug. 23 and made six starts, registering a 4.31 ERA (31.1 IP, 15 ER)
- Recorded two quality starts to finish the year, including 7.0 shutout innings against eventual Pacific Coast League champion Oklahoma City

PERSONAL / MISCELLANEOUS INFORMATION

- Son of Bob and Jody Gordon
- Has two brothers, Quinton and Tray
- Played for John Staab at Champaign Central High School, where he was a two-year letterwinner; First-Team All-State selection senior year

- Team won conference title his sophomore, junior, and senior years

Season	Level	League	Team	W	L	ERA	G	GS	CG	SHO	SV	SVO	IP	H	R	ER	HR	HB	BB	IBB	SO	WHIP
2019	ROA	APP	DAN	2	1	2.22	13	0	0	0	0	0	24.1	13	6	6	2	0	12	0	36	1.03
2021	A	CAR	AUG	4	4	3.43	11	11	1	0	0	0	57.2	43	24	22	5	4	10	0	65	0.92
2021	A+	SAL	ROM	2	4	4.44	11	10	0	0	1	1	50.2	57	32	25	8	0	11	0	44	1.34
2021	Minors	2 Leagues	2 Teams	6	8	3.90	22	21	1	0	1	1	108.1	100	56	47	13	4	21	0	109	1.12
2022	A+	SAL	ROM	3	1	1.64	4	4	0	0	0	0	22.0	18	5	4	1	0	0	0	36	0.82
2022	AA	SOU	MIS	9	6	5.31	21	21	1	0	0	0	98.1	106	62	58	16	2	37	0	97	1.45
2022	Minors	2 Leagues	2 Teams	12	7	4.64	25	25	1	0	0	0	120.1	124	67	62	17	2	37	0	133	1.34
2023	AA	SOU	MIS	4	5	4.61	11	11	0	0	0	0	56.2	54	34	29	7	0	15	0	55	1.22
2023	AA	EAS	HFD	2	2	5.96	4	4	1	1	0	0	22.2	24	15	15	5	1	6	0	21	1.32
2023	AAA	INT	GWN	1	4	8.28	6	5	0	0	0	0	29.1	38	30	27	3	1	10	0	21	1.64
2023	AAA	PCL	ABQ	1	1	4.31	6	6	0	0	0	0	31.1	34	17	15	4	0	10	0	34	1.40
2023	Minors	4 Leagues	4 Teams	8	12	5.53	27	26	1	1	0	0	140.0	150	96	86	19	2	41	0	131	1.36
2023	AA	2 Leagues	2 Teams	6	7	4.99	15	15	1	1	0	0	79.1	78	49	44	12	1	21	0	76	1.25
2023	AAA	2 Leagues	2 Teams	2	5	6.23	12	11	0	0	0	0	60.2	72	47	42	7	1	20	0	55	1.52
2024	ROK	ACL	A-RCK	0	0	2.70	2	2	0	0	0	0	6.2	7	2	2	1	0	2	0	9	1.35
2024	AAA	PCL	ABQ	4	4	4.45	11	11	0	0	0	0	54.2	62	31	27	11	1	13	0	44	1.37
2024	MLB	NL	COL	0	6	8.65	8	8	0	0	0	0	34.1	53	34	33	10	2	6	0	26	1.72
2024	Minors	2 Leagues	2 Teams	4	4	4.26	13	13	0	0	0	0	61.1	69	33	29	12	1	15	0	53	1.37
2025	AAA	PCL	ABQ	1	4	5.25	12	12	0	0	0	0	58.1	78	36	34	9	0	11	1	47	1.53
2025	MLB	NL	COL	6	8	6.33	15	15	0	0	0	0	75.1	96	60	53	16	3	17	0	62	1.50
Career	ROK	ACL	A-RCK	0	0	2.70	2	2	0	0	0	0	6.2	7	2	2	1	0	2	0	9	1.35
Career	MLB	NL	COL	6	14	7.06	23	23	0	0	0	0	109.2	149	94	86	26	5	23	0	88	1.57
Career	ROA	APP	DAN	2	1	2.22	13	0	0	0	0	0	24.1	13	6	6	2	0	12	0	36	1.03
Career	AAA	2 Leagues	2 Teams	7	13	5.34	35	34	0	0	0	0	173.2	212	114	103	27	2	44	1	146	1.47
Career	AA	2 Leagues	2 Teams	15	13	5.17	36	36	2	1	0	0	177.2	184	111	102	28	3	58	0	173	1.36
Career	A+	SAL	ROM	5	5	3.59	15	14	0	0	1	1	72.2	75	37	29	9	0	11	0	80	1.18
Career	A	CAR	AUG	4	4	3.43	11	11	1	0	0	0	57.2	43	24	22	5	4	10	0	65	0.92
Career	Minors	8 Leagues	8 Teams	33	36	4.63	112	97	3	1	1	1	512.2	534	294	264	72	9	137	1	509	1.31





Mason Green

LHP

Mason Taylor Green

BATS	THROWS	HEIGHT	WEIGHT
LEFT	LEFT	6-1	195

BORN: February 5, 1999

OPENING DAY AGE: 27

BIRTHPLACE: Lenexa, KS

SCHOOL: Central Missouri

ACQUIRED: Selected by the Rockies in the 12th round (350th overall) in the 2021 MLB Draft

QUICK HITS

- Sixth professional season, all with the Rockies organization
- Spent a majority of the 2025 season with Double-A Hartford, where he pitched in 36 games (eight starts) with a 6-4 record and 4.22 ERA (70.1 IP, 33 ER)
- Finished 2025 with Albuquerque, making three appearances
- In 20 games (15 starts) with High-A Spokane in 2024, finished 9-5 with a 2.79 ERA including two outings with 10 strikeouts: May 29 vs. Everett (7.0 IP) and June 12 at Vancouver (7.0 IP)
- Tied for the Northwest League lead in victories in 2024 despite being promoted to Double-A Hartford on Aug. 20
- Was a California League Post-Season All-Star with Fresno in 2022
- Selected in the 12th round of the 2021 MLB Draft from the University of Central Missouri
- In 41 starts at Central Missouri was 27-0 ... a program record for most wins without a defeat
- Went 16-0 with a 2.33 ERA in his senior season of 2021

2025

- Spent a majority of the season with Double-A Hartford, where he pitched in 36 games (eight starts) with a 6-4 record and 4.22 ERA (70.1 IP, 33 ER)
- Walked 36 batters and recorded 78 strikeouts in 70.1 innings
- Five of his eight starts came in the second game of a doubleheader, did not pitch more than 3.1 innings in any outing
- Promoted to Albuquerque on Sept. 12, allowed one hit and five runs (all unearned) in three appearances

2024

- In 20 games (15 starts) with High-A Spokane, finished 9-5 with a 2.79 ERA
- Struck out 10 batters in two starts: May 29 vs. Everett (7.0 IP) and June 12 at Vancouver (7.0 IP)
- Tied for the Northwest League lead in victories
- Did not allow any runs in his final 16.0 innings with Spokane
- Promoted to Double-A Hartford on Aug. 20, appeared in four games (two starts) with a 7.71 ERA (11.2 IP, 10 ER)
- Worked 5.0 frames of one-run ball in the Yard Goats regular season finale on Sept. 15 at Akron

2023

- Spent the entire campaign with High-A Spokane, making 26 appearances (nine starts) with a 5.52 ERA (73.1 IP, 45 ER)
- Most productive month was July, when he started four games and posted a 2.66 ERA (20.1 IP, 6 ER)

PERSONAL / MISCELLANEOUS INFORMATION

- Son of Robert and Rhonda Green
- Majored in economics at Central Missouri University
- Was teammates at CMU with Conor Dryer, who was drafted in the 17th round by Tampa Bay in 2021 ... Dryer was in the Rays organization until being released in 2024
- Green and Dryer combined for a 23-2 record and 2.96 ERA with CMU in 2021, leading the Mules to the NCAA DII championship game where they lost to Wingate
- Was a three-time varsity letterwinner at Olathe Northwest High School (Olathe, Kansas)
- Named the 2017 Sunflower League Player of the Year and helped his team win a regional championship in his senior season



Season	Level	League	Team	W	L	ERA	G	GS	CG	SHO	SV	SVO	IP	H	R	ER	HR	HB	BB	IBB	SO	WHIP
2021	ROK	ACL	A-RCK	2	0	0.00	4	0	0	0	0	0	5.0	4	0	0	0	0	1	0	7	1.00
2022	A	CAL	FRE	5	3	3.07	13	13	0	0	0	0	73.1	64	29	25	2	4	32	0	71	1.31
2022	A+	NWL	SPO	2	4	6.75	9	9	0	0	0	0	38.2	51	33	29	6	0	19	0	35	1.81
2022	Minors	2 Leagues	2 Teams	7	7	4.34	22	22	0	0	0	0	112.0	115	62	54	8	4	51	0	106	1.48
2023	A+	NWL	SPO	1	3	5.52	26	9	0	0	0	0	73.1	63	46	45	8	7	48	0	77	1.51
2024	A+	NWL	SPO	9	5	2.79	20	15	0	0	0	0	96.2	83	38	30	9	3	46	0	99	1.33
2024	AA	EAS	HFD	1	1	7.71	4	2	0	0	0	0	11.2	18	10	10	3	1	5	0	13	1.97
2024	Minors	2 Leagues	2 Teams	10	6	3.32	24	17	0	0	0	0	108.1	101	48	40	12	4	51	0	112	1.40
2025	AA	EAS	HFD	6	4	4.22	36	8	0	0	0	0	70.1	61	37	33	4	4	36	0	78	1.38
2025	AAA	PCL	ABQ	0	0	0.00	3	0	0	0	0	0	5.1	1	5	0	1	1	3	0	2	0.75
2025	Minors	2 Leagues	2 Teams	6	4	3.93	39	8	0	0	0	0	75.2	62	42	33	5	5	39	0	80	1.33
Career	ROK	ACL	A-RCK	2	0	0.00	4	0	0	0	0	0	5.0	4	0	0	0	0	1	0	7	1.00
Career	AAA	PCL	ABQ	0	0	0.00	3	0	0	0	0	0	5.1	1	5	0	1	1	3	0	2	0.75
Career	AA	EAS	HFD	7	5	4.72	40	10	0	0	0	0	82.0	79	47	43	7	5	41	0	91	1.46
Career	A+	NWL	SPO	12	12	4.49	55	33	0	0	0	0	208.2	197	117	104	23	10	113	0	211	1.49
Career	A	CAL	FRE	5	3	3.07	13	13	0	0	0	0	73.1	64	29	25	2	4	32	0	71	1.31
Career	Minors	5 Leagues	5 Teams	26	20	4.14	115	56	0	0	0	0	374.1	345	198	172	33	20	190	0	382	1.43

Organization

2026 Isotopes

2025 In Review

Colorado Rockies

Opponents

Isotopes Records

ABQ Pro Baseball

History

Media Information





Welinton Herrera

LHP

Welinton Herrera

BATS	THROWS	HEIGHT	WEIGHT
LEFT	LEFT	6-0	166

BORN: April 3, 2004 OPENING DAY AGE: 21
 BIRTHPLACE: Fantino, D.R. SCHOOL: -
 ACQUIRED: Signed by the Rockies as an international free agent on January 20, 2021

QUICK HITS

- Sixth professional season, all with the Rockies org
- Enters 2026 as the Rockies No. 10 rated prospect, according to Baseball America
- Added to Rockies 40-man roster Nov. 18, 2025
- 2025 Futures Game participant ... Recorded final out to earn the save for the National League
- Split 2025 season between High-A Spokane and Double-A Hartford ... Began year with Indians and registered a 0.49 ERA (18.1 IP, 1 ER) with 29 punchouts over 15 games
- Promoted to Hartford May 20, 2025 ... recorded a 3.50 ERA (46.1 IP, 18 ER) with a 70:19 K:BB ratio and seven saves in 37 games

- Pitched for the 2025 Salt River Rafters of the Arizona Fall League ... Compiled a 2.00 ERA (9.0 IP, 2 ER) with a 14:8 K:BB ratio
- Assigned to AFL roster to sharpen his slider
- 2024 California League All-Star ... Pitched to a 2.38 ERA (34.0 IP, 9 ER) with a 62:9 K:BB ratio over 23 games
- Made stateside debut in 2023 for the ACL Rockies, spending the entire season with the club ... Registered a 3.27 ERA in 21 games and 22.0 innings
- Pitched in the Dominican Summer League from 2021-22
- Signed by the Rockies as an International Free Agent on Jan. 20, 2021

2025

- Added to Rockies 40-man roster Nov. 18
- 2025 Futures Game participant ... Recorded final out to earn the save for the National League
- Split season between High-A Spokane and Double-A Hartford ... Began year with Indians and registered a 0.49 ERA (18.1 IP, 1 ER) with 29 punchouts over 15 games
- Promoted to Hartford May 20 ... recorded a 3.50 ERA (46.1 IP, 18 ER) with a 70:19 K:BB ratio and seven saves in 37 games

- Over first 17 games for the Yard Goats, pitched to a 0.93 ERA with 33 strikeouts in 19.1 innings ... Over final 20 appearances, tallied a 5.33 ERA with 13 punchouts and 12 walks in 27 innings
- Pitched for the Salt River Rafters of the Arizona Fall League ... Compiled a 2.00 ERA (9.0 IP, 2 ER) with a 14:8 K:BB ratio
- Assigned to AFL roster to sharpen his slider
- Between Spokane and Hartford, fanned 99 batters in 64.2 innings

2024

- 2024 California League All-Star
- Split season between Single-A Fresno and High-A Spokane ... Began year with the Indians and compiled a 2.38 ERA (34.0 IP, 9 ER) with a 62:9 K:BB ratio over 23 games
- Earned California Pitcher of the Week laurels on May 19

- Promoted to Spokane June 27 and registered a 4.76 ERA (28.1 IP, 15 ER) with a 30:14 K:BB ratio in 23 contests

2023

- Spent the entire year with the ACL Rockies, pitching to a 3.27 ERA (22.0 IP, 8 ER) with a 36:15 K:BB ratio

- Did not allow a run over his final 12 games and 12 innings with 18 strikeouts

Season	Level	League	Team	W	L	ERA	G	GS	CG	SHO	SV	SVO	IP	H	R	ER	HR	HB	BB	IBB	SO	WHIP
2021	ROK	DSL	D-COL	2	0	5.16	18	0	0	0	1	1	22.2	17	14	13	1	1	11	0	28	1.24
2022	ROK	DSL	D-RCK	5	1	2.93	20	1	0	0	2	3	43.0	33	19	14	0	6	14	0	54	1.09
2023	ROK	ACL	A-RCK	2	0	3.27	21	0	0	0	1	1	22.0	16	8	8	0	4	15	0	36	1.41
2024	A	CAL	FRE	8	2	2.38	23	0	0	0	0	1	34.0	25	9	9	1	5	9	0	62	1.00
2024	A+	NWL	SPO	3	2	4.76	23	0	0	0	0	5	28.1	26	16	15	1	1	14	1	30	1.41
2024	Minors	2 Leagues	2 Teams	11	4	3.47	46	0	0	0	0	6	62.1	51	25	24	2	6	23	1	92	1.19
2025	A+	NWL	SPO	1	0	0.49	15	0	0	0	10	11	18.1	8	1	1	0	0	6	0	29	0.76
2025	AA	EAS	HFD	4	5	3.50	37	0	0	0	7	10	46.1	41	22	18	2	4	19	1	70	1.29
2025	Minors	2 Leagues	2 Teams	5	5	2.64	52	0	0	0	17	21	64.2	49	23	19	2	4	25	1	99	1.14
Career	ROK	2 Leagues	3 Teams	9	1	3.59	59	1	0	0	4	5	87.2	66	41	35	1	11	40	0	118	1.21
Career	AA	EAS	HFD	4	5	3.50	37	0	0	0	7	10	46.1	41	22	18	2	4	19	1	70	1.29
Career	A+	NWL	SPO	4	2	3.09	38	0	0	0	10	16	46.2	34	17	16	1	1	20	1	59	1.16
Career	A	CAL	FRE	8	2	2.38	23	0	0	0	0	1	34.0	25	9	9	1	5	9	0	62	1.00
Career	Minors	5 Leagues	6 Teams	25	10	3.27	157	1	0	0	21	32	214.2	166	89	78	5	21	88	2	309	1.18





Griffin Herring

LHP

Griffin Gamer Herring

BATS	THROWS	HEIGHT	WEIGHT
RIGHT	LEFT	6-2	196

BORN: *May 7, 2003* OPENING DAY AGE: 22
 BIRTHPLACE: *Grapevine, TX* SCHOOL: *LSU*
 ACQUIRED: *Traded from the Yankees to the Rockies on July 25, 2025, along with RHP Josh Grosz in exchange for 3B Ryan McMahon*

QUICK HITS

- Second professional season, Rockies are his second organization (Yankees)
- Traded to Colorado alongside right-handed pitcher Josh Grosz in exchange for third baseman Ryan McMahon on July 25
- Spent the 2025 season with three teams: Single-A Tampa, High-A Hudson Valley and High-A Spokane
- Struck out a total of 149 batters in 119.1 innings between Tampa, Hudson Valley and Spokane in 2025 while compiling a 1.89 ERA in 23 starts
- Earned Northwest League Pitcher of the Month for August 2025, had 2.16 ERA (25.0 IP, 6 ER)
- Named Florida State League Pitcher of the Month for April 2025, was 3-0 with a 0.39 ERA (23.1 IP, 1 ER)
- Allowed a combined two earned runs in his first four outings with Hudson Valley in 2025 (23.2 IP) ... including consecutive scoreless starts June 14 vs. Greenville (6.2 IP) and June 22 at Jersey Shore (5.0 IP)
- Recorded double-digit strikeouts twice in 2025: 11 on May 1 at Bradenton (6.2 IP) and 10 on May 22 at Dunedin (6.0 no-hit innings)
- Named to the All-MiLB Prospect First Team in 2025
- Drafted by the Yankees in the sixth round of the 2024 MLB Draft, signed for \$757,900 ... did not pitch that season
- Made three starts for the Chatham Anglers of the Cape Cod League in 2024
- Pitched collegiately for two seasons, both at LSU ... all but one of his 39 appearances were out of the bullpen, compiled an 11-3 career record and 2.66 ERA with the Tigers (84.2 IP, 25 ER)
- Worked 4.2 innings of scoreless relief in an elimination game in the College World Series against Wake Forest in 2023 ... LSU ended up beating Florida in the championship series for the title

2025

- Began the season with Single-A Tampa, posted a 1.21 ERA in eight starts (44.2 IP, 8 ER) in the first stop of his pro career
- Was the Tarpons Opening Day starter in his pro debut April 4 vs. Lakeland, tossed 5.2 scoreless innings of four-hit ball with no walks and seven strikeouts
- Did not allow more than two runs in any of his eight games with Tampa ... and zero or one runs in six of the eight starts
- Recorded double-digit strikeouts twice: 11 on May 1 at Bradenton (6.2 IP) and 10 on May 22 at Dunedin (6.0 no-hit IP)
- Florida State League Pitcher of the Week twice: April 21-27 (7.0 scoreless IP vs. Dunedin) and May 19-25 (6.0 no-hit IP at Dunedin)
- Named Florida State League Pitcher of the Month for April ... was 3-0 with a 0.39 ERA (23.1 IP, 1 ER) in four starts
- Promoted to High-A Hudson Valley on May 28
- Pitched to a 3-2 record and 2.22 ERA (44.2 IP, 11 ER) in eight starts with the Renegades
- Allowed a combined two earned runs in his first four outings with Hudson Valley (23.2 IP), including consecutive scoreless starts June 14 vs. Greenville (6.2 IP) and June 22 at Jersey Shore (5.0 IP)
- Traded to Colorado alongside RHP pitcher Josh Grosz in exchange for 3B Ryan McMahon on July 25
- Finished the campaign with High-A Spokane, posting a 2.40 ERA in seven starts (30.0 IP, 8 ER)
- Earned Northwest League Pitcher of the Month for August, had a 2.16 ERA (25.0 IP, 6 ER) with 39 strikeouts
- Struck out a total of 149 batters in 119.1 innings between Tampa, Hudson Valley and Spokane while compiling a 1.89 ERA in 23 starts
- Named to the All-MiLB Prospect First Team

2024

- Selected in the sixth round of the MLB Draft by the Yankees, signed for \$797,500 ... did not pitch after being drafted

PERSONAL / MISCELLANEOUS INFORMATION

- Attended Carroll Senior High School (Southlake, TX) ... was a 2022 MaxPreps All-American and voted the Dallas Morning News Player of the Year that same season
- Recorded 145 strikeouts in 87 innings in 2022, and posted a 6-0 record with a 0.19 ERA in the playoffs that year
- Ranked as the No. 3 left-handed pitcher in Texas by Perfect Game in 2022
- Ranked nationally as the No. 28 lefty overall by Perfect Game
- Herring's 7U team in Aledo, Texas, was coached by Flint Wallace, the former coordinator of pitching strategies for the Rockies through the 2025 season



Season	Level	League	Team	W	L	ERA	G	GS	CG	SHO	SV	SVO	IP	H	R	ER	HR	HB	BB	IBB	SO	WHIP
2025	A	FSL	TAM	4	1	1.21	8	8	0	0	0	0	44.2	24	7	6	2	1	16	0	58	0.90
2025	A+	SAL	HV	3	2	2.22	8	8	0	0	0	0	44.2	32	13	11	1	1	20	0	44	1.16
2025	A+	NWL	SPO	1	1	2.40	7	7	0	0	0	0	30.0	14	9	8	1	2	13	0	47	0.90
2025	Minors	3 Leagues	3 Teams	8	4	1.89	23	23	0	0	0	0	119.1	70	29	25	4	4	49	0	149	1.00
2025	A+	2 Leagues	2 Teams	4	3	2.29	15	15	0	0	0	0	74.2	46	22	19	2	3	33	0	91	1.06
Career	A+	2 Leagues	2 Teams	4	3	2.29	15	15	0	0	0	0	74.2	46	22	19	2	3	33	0	91	1.06
Career	A	FSL	TAM	4	1	1.21	8	8	0	0	0	0	44.2	24	7	6	2	1	16	0	58	0.90
Career	Minors	3 Leagues	3 Teams	8	4	1.89	23	23	0	0	0	0	119.1	70	29	25	4	4	49	0	149	1.00





Jaden Hill

RHP

Kenneth Jaden Hill

BATS	THROWS	HEIGHT	WEIGHT
RIGHT	RIGHT	6-4	234

BORN: December 22, 1999 OPENING DAY AGE: 26

BIRTHPLACE: Ashdown, AR SCHOOL: LSU

ACQUIRED: Selected by the Rockies in the 2nd round (44th overall) of the 2021 MLB Draft

QUICK HITS

- Fifth professional season, all with the Rockies organization
- Began 2025 with Albuquerque but recalled by Colorado on April 20, 2025, as the 27th man ... remained with the Rockies until being optioned to Triple-A on April 27, 2025
- Recalled for the second time on July 27, 2025, and remained with Colorado through the remainder of the season
- Over 28 games with Colorado in 2025, pitched to a 3.38 ERA (29.1 IP, 11 ER) with 31:12 K:BB ratio
- In 14 games with the Isotopes in 2025, compiled a 3.57 ERA (17.2 IP, 7 ER) with one save and a 28:3 K:BB ratio
- Had his contract selected by Colorado September 5, 2024, his first time on a Major League roster
- Made his Major League debut September 7, 2024 at Milwaukee, pitching a perfect sixth inning in relief ... Was the 12th Rockie to make MLB debut in 2024
- Pitched out of the bullpen for the first time in his pro career on April 7, 2024, at Portland, striking out three batters in the ninth inning to hold a 1-0 Opening Day win
- Non-roster invite to Major League Spring Training for the first time in 2024
- Pitched in the Arizona Fall League in 2023
- Was a second-round pick (44th overall) by Colorado in the 2021 First Year Player Draft
- Received \$1.7 million signing bonus
- Suffered a torn UCL in his junior year at LSU, underwent "Tommy John" Surgery in April 2021
- Limited to 51 collegiate innings in three seasons due to the pandemic and injury
- Selected by the Cardinals in the 38th round of the 2018 draft, did not sign
- Pitched in the Under Armour All-American Game at Wrigley Field in 2017

2025

- Saw action at three levels: ACL, Triple-A Albuquerque and Colorado
- Began year with Albuquerque but recalled by Colorado on April 20 as the 27th man ... remained with the Rockies until being optioned to Triple-A on April 27
- Recalled for the second time on July 27 and remained with Colorado through the remainder of the season
- Over 28 games with Colorado, pitched to a 3.38 ERA (29.1 IP, 11 ER) with 31:12 K:BB ratio
- Earned his first career MLB win Aug. 2 vs. Pittsburgh (1.0,0,0,0,1,0)
- Allowed two earned runs in 11.0 innings (1.64 ERA) through his final 10 outings of the season, surrendering seven hits, walking four and fanning 12
- Over 14 games with the Isotopes, compiled a 3.57 ERA (17.2 IP, 7 ER) with one save and a 28:3 K:BB ratio
- On Albuquerque's injured list May 13-July 22 with a right hamstring strain

2024

- Non-roster invitee to Major League Spring Training for the first time
- Opened the campaign with Double-A Hartford, pitching 34 games (all in relief) with a 3.52 ERA (38.1 IP, 15 ER); walked just 11 batters and fanned 56
- Pitched out of the bullpen for the first time in his professional career on April 7 at Portland, striking out three batters in the ninth inning to preserve a 1-0 Opening Day triumph
- Final seven appearances with the Yard Goats were scoreless, spanning 6.2 innings
- Promoted to Triple-A Albuquerque on Aug. 2
- Worked in seven games for the Isotopes, allowing eight earned runs in 7.0 frames (10.29 ERA)
- Earned his first Triple-A save on Aug. 9 vs. Sacramento
- Contract purchased by Colorado on Sept. 5
- Made his Major League debut Sept. 7 at Milwaukee, pitching a perfect inning of relief
- Was the 12th Rockie to debut in 2024
- Did not surrender a run (just one hit) in his first three appearances for Colorado, before being scored upon in his next three outings
- Closed his season by twirling a pair of outings with 2.0 frames and no hits allowed (Sept. 25 vs. St. Louis, Sept. 27 vs. Los Angeles - NL)

2023

- Started 16 games for High-A Spokane, was 0-9 with a 9.46 ERA (43.2 IP, 46 ER)
- Struck out 57 batters in 43.2 innings
- Left his Aug. 3 start at Everett with shoulder inflammation, did not pitch the rest of the regular season
- Returned to pitch in the Arizona Fall League, allowed four earned runs in 11.1 frames for Salt River
- Limited opponents to a .150 batting average in the AFL



PERSONAL / MISCELLANEOUS INFORMATION

- Majored in interdisciplinary studies at LSU
- Won SEC Pitcher of the Week after his collegiate debut against Air Force (5.0 IP, 1 R 4 H, 1 BB, 8 K) ... Made one more start before missing rest of freshman year after undergoing collarbone surgery (2019)
- Brother of former 10th round pick Kentrell Hill (SF, 2011)
- His cousin Cedrick Harris was an outfielder at LSU from 1997-2000, starting CF on their 2000 National Championship team

- Starred at Ashdown High School (Arkansas), was 7-0 with a 0.51 ERA in his senior season, also batted .540 with 11 home runs and 43 RBI
- 2018 Arkansas Gatorade Player of the Year
- Took winners of an elementary school essay writing contest on a Christmas shopping trip in his hometown in 2022

Season	Level	League	Team	W	L	ERA	G	GS	CG	SHO	SV	SVO	IP	H	R	ER	HR	HB	BB	IBB	SO	WHIP
2022	ROK	ACL	A-RCK	0	0	3.48	7	7	0	0	0	0	10.1	11	4	4	0	1	4	0	11	1.45
2022	A	CAL	FRE	0	0	2.45	3	3	0	0	0	0	7.1	7	2	2	0	1	2	0	14	1.23
2022	Minors	2 Leagues	2 Teams	0	0	3.06	10	10	0	0	0	0	17.2	18	6	6	0	2	6	0	25	1.36
2023	A+	NWL	SPO	0	9	9.48	16	16	0	0	0	0	43.2	54	47	46	11	8	25	0	57	1.81
2024	AA	EAS	HFD	5	2	3.52	34	0	0	0	6	8	38.1	39	17	15	3	5	11	0	56	1.30
2024	AAA	PCL	ABQ	1	0	10.29	7	0	0	0	1	1	7.0	9	8	8	1	2	6	0	13	2.14
2024	MLB	NL	COL	0	0	5.06	9	0	0	0	0	0	10.2	8	7	6	2	2	4	0	6	1.13
2024	Minors	2 Leagues	2 Teams	6	2	4.57	41	0	0	0	7	9	45.1	48	25	23	4	7	17	0	69	1.43
2025	ROK	ACL	A-RCK	0	1	3.00	3	2	0	0	0	0	3.0	4	3	1	0	1	1	0	3	1.67
2025	AAA	PCL	ABQ	2	1	3.57	14	0	0	0	1	1	17.2	10	7	7	1	1	3	0	28	0.74
2025	MLB	NL	COL	1	1	3.38	28	0	0	0	0	0	29.1	27	14	11	2	3	12	0	31	1.33
2025	Minors	2 Leagues	2 Teams	2	2	3.48	17	2	0	0	1	1	20.2	14	10	8	1	2	4	0	31	0.87
Career	ROK	ACL	A-RCK	0	1	3.38	10	9	0	0	0	0	13.1	15	7	5	0	2	5	0	14	1.50
Career	MLB	NL	COL	1	1	3.83	37	0	0	0	0	0	40.0	35	21	17	4	5	16	0	37	1.28
Career	AAA	PCL	ABQ	3	1	5.47	21	0	0	0	2	2	24.2	19	15	15	2	3	9	0	41	1.14
Career	AA	EAS	HFD	5	2	3.52	34	0	0	0	6	8	38.1	39	17	15	3	5	11	0	56	1.30
Career	A+	NWL	SPO	0	9	9.48	16	16	0	0	0	0	43.2	54	47	46	11	8	25	0	57	1.81
Career	A	CAL	FRE	0	0	2.45	3	3	0	0	0	0	7.1	7	2	2	0	1	2	0	14	1.23
Career	Minors	5 Leagues	5 Teams	8	13	5.87	84	28	0	0	8	10	127.1	134	88	83	16	19	52	0	182	1.46





Ethan Holliday

INF

Ethan Smith Holliday

BATS	THROWS	HEIGHT	WEIGHT
LEFT	RIGHT	6-4	210

BORN: February 23, 2007 OPENING DAY AGE: 19
 BIRTHPLACE: Tucson, AZ SCHOOL: Stillwater High School
 ACQUIRED: Selected by the Rockies in the 1st round (4th overall) of the 2025 MLB Draft

QUICK HITS

- Second professional season, all with Rockies org
- Enters 2026 ranked as the Rockies No. 1 Prospect and the 39th overall prospect in all of MLB, according to The Athletic
- Over 18 games with Single-A Fresno in 2025, slashed .239/.357/.380 with four doubles, two homers and six RBI
- Made his Minor League debut on Aug. 12, 2025, with Fresno, going 2-for-4 with a double vs Stockton
- Signed with the Rockies on July 23, 2025, and received a \$9 million signing bonus, a record for a high school player ... Fourth-highest signing bonus in draft history
- Was ranked as the No. 1 prospect in the 2025 MLB Draft class by MLB.com... by August 2025, he was ranked by MLB as the No. 17 prospect in baseball, the top prospect in the Rockies' system and No. 9 shortstop prospect in baseball
- Named Baseball America's 2025 High School Player of the Year, making him and Jackson the first brother tandem to each win the award
- Was voted Gatorade's Oklahoma Player of the Year in 2025 ... His uncle (1995), father (1998) and brother (2022) also all won the award
- Committed to play collegiately at Oklahoma State, where his uncle Josh is the head coach
- Son of former Major Leaguer Matt Holliday and brother of Orioles first-round pick Jackson Holliday ... Grandfather Tom coached for 40 years (1976-2015) in Division I, including head coach at Oklahoma State from 1997-2003
- Great Uncle Dave (brother of Tom) is a scout for the Phillies with over 30 years of experience in scouting; spent 19 years with Colorado, including last five years as special assistant to the GM
- Great grandfather Donald, born in 1918, was scouted by the Yankees' Paul Krichell and arranged for Donald to go to spring training before he fought for the Army in WWII ... a blast ruptured his left eardrum and was never able to play professionally
- Participated in MLB's High School Home Run Derby during 2024 All-Star week festivities
- Signed an NIL deal with Adidas in Jan. 2024 before final season of high school baseball, the first baseball NIL athlete signed by Adidas
- Played for USA Baseball's U-15 squad that played in the 2022 Baseball World Cup, where his team won the championship, Holliday named the tournament's top shortstop

2025

- Over 18 games with Single-A Fresno, slashed .239/.357/.380 with four doubles, two homers and six RBI
- Made his Minor League debut on Aug. 12 with Single-A Fresno, going 2-for-4 with a double vs Stockton
- Signed with the Rockies on July 23 and received a \$9 million signing bonus, a record for a high school player ... Fourth-highest signing bonus in draft history
- Was ranked as the No. 1 prospect in the 2025 MLB Draft class by MLB.com... by August, he was ranked by MLB as the No. 17 prospect in baseball, the top prospect in the Rockies' system and No. 9 shortstop prospect in baseball
- Named Baseball America's 2025 High School Player of the Year, making him and Jackson the first brother tandem to each win the award
- Was voted Gatorade's Oklahoma Player of the Year in 2025 ... His uncle (1995), father (1998) and brother (2022) also all won the award

PERSONAL / MISCELLANEOUS INFORMATION

- Four-year letterman from Stillwater High School ... Was teammates with brother Jackson in 2022
- Batted .611 his senior year with 19 homers, tied for most nationally, 64 RBI and a 2,038 OPS
- Traveled with his dad, Matt, mom and brother to Albuquerque when he played for the Isotopes during his comeback attempt in 2018

Season	Level	League	Team	AVG	G	AB	R	H	2B	3B	HR	RBI	BB	IBB	SO	SB	CS	OBP	SLG	OPS	PA	HBP	SAC
2025	A	CAL	FRE	.239	18	71	14	17	4	0	2	6	12	1	33	0	0	.357	.380	.737	84	1	0
Career	A	CAL	FRE	.239	18	71	14	17	4	0	2	6	12	1	33	0	0	.357	.380	.737	84	1	0
Career	Minors	CAL	FRE	.239	18	71	14	17	4	0	2	6	12	1	33	0	0	.357	.380	.737	84	1	0





Gabriel Hughes

RHP

Gabriel Alexander Hughes

BATS	THROWS	HEIGHT	WEIGHT
RIGHT	RIGHT	6-4	220

BORN: August 22, 2001

OPENING DAY AGE: 24

BIRTHPLACE: Anchorage, AK

SCHOOL: Gonzaga

ACQUIRED: Selected by the Rockies in the 1st round (10th overall) of the 2022 MLB Draft

QUICK HITS

- Fourth professional season, all with the Rockies organization
- Added to the Rockies 40-man roster on Nov. 18, 2025
- Split the 2025 campaign between Double-A Hartford and Triple-A Albuquerque, posting a 4.19 ERA in 24 total starts (105.1 IP, 49 ER)
- In his final five starts of the 2025 season for Albuquerque, was 3-1 with a 2.39 ERA (26.1 IP, 7 ER), including a rain-shortened five-inning shutout at El Paso on Sept. 12
- Missed the 2024 regular season recovering from "Tommy John" surgery (July 2023)
- Pitched in the Arizona Fall League in 2024 with the Salt River Rrafters, compiling an 8.31 ERA (17.1 IP, 16 ER) in six starts with 10 walks and 14 strikeouts
- Pitched to a 6.21 ERA in 14 starts between High-A Spokane and Double-A Hartford in 2023
- Selected in the first round (10th overall pick) by Colorado in the 2022 MLB Draft
- Participated in the MLB Draft Combine at Petco Park in the summer of 2022
- Played collegiately at the University of Gonzaga (2020-22), compiling a 3.05 ERA on the mound across parts of three seasons (30 appearances, 26 starts)
- Ranked ninth in the country with 138 strikeouts during the 2022 season with Gonzaga
- Selected to play for the USA Baseball Collegiate National Team in 2022
- Garnered Collegiate Baseball Freshman All-American and WCC All-Conference Freshman honors in 2021, awarded West Coast Conference Player of the Week on two occasions
- Was a two-way player at Gonzaga in 2020 and 2021, starting 31 games at first base as a redshirt freshman
- Broke a knuckle after being hit by a pitch in 2021, ending his season ... dropped hitting and playing the field heading into the 2022 campaign

2025

- Split the campaign between Double-A Hartford and Triple-A Albuquerque, posting a 4.19 ERA in 24 total starts (105.1 IP, 49 ER)
- Registered 88 strikeouts and 38 walks
- Began the year with the Yard Goats, compiling a 3.07 ERA (41.0 IP, 14 ER) in nine starts
- Tossed 4.0 perfect innings on April 4 vs. Somerset, and 5.0 perfect frames on May 13 vs. Binghamton
- Promoted to the Isotopes on May 31 and produced a 5.11 ERA in 14 starts (61.2 IP, 35 ER)
- Earned the win in his Triple-A debut May 31 vs. Sugar Land, pitching 5.2 innings and allowing three earned runs
- Did not pitch from June 18-July 25 due to injury
- In his final five starts of the season, was 3-1 with a 2.39 ERA (26.1 IP, 7 ER)
- Spun 5.0 scoreless innings of two-hit ball with no walks on Sept. 12 at El Paso, and was credited with a complete game shutout when the game was called due to rain in the sixth inning
- Added to the Rockies 40-man roster on Nov. 18

2024

- Did not pitch in the regular season as he recovered from "Tommy John" surgery
- Returned in the Arizona Fall League with the Salt River Rrafters, compiling an 8.31 ERA (17.1 IP, 16 ER) in six starts

2023

- Began the year with High-A Spokane, pitched to a 5.50 ERA (37.2 IP, 23 ER) in eight starts
- Walked 15 batters while collecting 54 strikeouts with Spokane
- Tossed 5.0 hitless innings without a walk in his season debut April 11 vs. Eugene, with the only baserunner reaching via two-out error in the fifth
- Earned Northwest League Pitcher of the Week honors for his season debut, only start that week
- Spun 6.0 scoreless frames of one-hit ball with eight strikeouts on May 9 vs. Hillsboro
- Recorded eight strikeouts in four of five starts during May
- Allowed just one run over 10.0 innings across his last two starts with Spokane
- Promoted to Double-A Hartford on June 7
- Compiled a 7.14 ERA (29.0, 23 ER) with 11 walks and 29 strikeouts in six starts with the Yard Goats
- Relented a career-worst 10 hits and 10 earned runs in 3.2 innings on June 13 at Reading
- Placed on the Injured List July 14 and underwent "Tommy John" surgery



PERSONAL / MISCELLANEOUS INFORMATION

- Parents are Juliette and Dustan Hughes
- Has three siblings: a brother, Jacob, and sisters Katie and Jessie
- Grandfather Donald Hughes played three seasons in the minor leagues in the Tigers organization
- Highest-drafted player in Gonzaga program history
- Majored in biology at Gonzaga

- Originally planned to be a doctor
- Attended Rocky Mountain High School in Meridian, Idaho ...
- Posted a 0.91 ERA in 53 innings while earning state Gatorade Baseball Player of the Year in 2018 and 2019
- Entering 2025, only 12 players born in Alaska have reached the Major Leagues

Season	Level	League	Team	W	L	ERA	G	GS	CG	SHO	SV	SVO	IP	H	R	ER	HR	HB	BB	IBB	SO	WHIP
2022	A	CAL	FRE	0	0	0.00	1	1	0	0	0	0	3.0	1	0	0	0	0	1	0	1	0.67
2023	A+	NWL	SPO	4	3	5.50	8	8	0	0	0	0	37.2	30	24	23	5	1	15	0	54	1.19
2023	AA	EAS	HFD	2	2	7.14	6	6	0	0	0	0	29.0	34	27	23	7	1	11	0	29	1.55
2023	Minors	2 Leagues	2 Teams	6	5	6.21	14	14	0	0	0	0	66.2	64	51	46	12	2	26	0	83	1.35
2025	ROK	ACL	A-RCK	0	0	0.00	1	1	0	0	0	0	2.2	1	0	0	0	0	1	0	5	0.75
2025	AA	EAS	HFD	1	3	3.07	9	9	0	0	0	0	41.0	27	15	14	4	2	8	0	35	0.85
2025	AAA	PCL	ABQ	4	3	5.11	14	14	1	1	0	0	61.2	67	38	35	9	2	29	0	48	1.56
2025	Minors	3 Leagues	3 Teams	5	6	4.19	24	24	1	1	0	0	105.1	95	53	49	13	4	38	0	88	1.26
Career	ROK	ACL	A-RCK	0	0	0.00	1	1	0	0	0	0	2.2	1	0	0	0	0	1	0	5	0.75
Career	AAA	PCL	ABQ	4	3	5.11	14	14	1	1	0	0	61.2	67	38	35	9	2	29	0	48	1.56
Career	AA	EAS	HFD	3	5	4.76	15	15	0	0	0	0	70.0	61	42	37	11	3	19	0	64	1.14
Career	A+	NWL	SPO	4	3	5.50	8	8	0	0	0	0	37.2	30	24	23	5	1	15	0	54	1.19
Career	A	CAL	FRE	0	0	0.00	1	1	0	0	0	0	3.0	1	0	0	0	0	1	0	1	0.67
Career	Minors	5 Leagues	5 Teams	11	11	4.89	39	39	1	1	0	0	175.0	160	104	95	25	6	65	0	172	1.29





Troy Johnston

INF

Troy Michael Johnston

BATS	THROWS	HEIGHT	WEIGHT
LEFT	LEFT	5-11	205

BORN: June 22, 1997 **OPENING DAY AGE:** 28

BIRTHPLACE: Tacoma, WA **SCHOOL:** Gonzaga

ACQUIRED: Claimed by the Rockies off waivers from Miami on November 5, 2025

QUICK HITS

- Seventh professional season, Rockies are his second organization (Marlins)
- Claimed by the Rockies off waivers from the Marlins on Nov. 5, 2025
- In 44 games with Miami in 2025, slashed .277/.331/.420 with two doubles, a triple, four homers and 13 RBI
- Belted a walk-off, two-run blast vs. Detroit on Sept. 13, 2025, in the 11th inning vs. off Rafael Montero, was also his first career multi-homer performance
- Slugged his first career home run on Aug. 16, 2025, at Boston off Brayan Bello
- Made his Major League debut on July 29, 2025, at St. Louis, was 1-for-2, singled in his first at-bat off Sonny Gray
- Slashed .252/.333/.439 with 15 doubles, four triples, 12 homers, 39 RBI and 31 steals in 84 games for Triple-A Jacksonville in 2025
- Ranked 12th in the International League in stolen bases in 2025 despite not playing for Jacksonville after July 27
- Spent the entire campaign with Triple-A Jacksonville in 2024, slashed .276/.339/.424 with 30 doubles, four triples, 11 homers, 63 RBI and 17 steals in 125 games
- Named the Marlins Minor League Player of the Year in 2023
- Led all of MiLB in RBI in 2023 with 119
- Southern League Post-Season All-Star and MiLB.com Organizational All-Star in 2023
- Originally drafted by the Marlins in the 17th round of the 2019 MLB Draft
- Played three years at Gonzaga University (2017-19) ... Became the 29th Gonzaga player in program history to make his MLB debut
- Named to the All-WCC First-Team in 2019 ... All-WCC Freshman Team in 2017
- Matched a school single-season record with 27 doubles in 2019
- Helped the Bulldogs win the WCC in 2018

2025

- Began the season at Triple-A Jacksonville, slashing .252/.333/.439 with 15 doubles, four triples, 12 homers, 39 RBI and 31 steals in 84 games
- Ranked 12th in the International League in stolen bases
- Had back-to-back three-hit games May 13-14 at Norfolk with five XBH during the stretch (three doubles, two triples)
- Homered in three games contests June 18-20 at Syracuse, second time in his pro career he accomplished the feat
- Contract purchased by Miami on July 29, made his Major League debut that night at St. Louis, starting at first base and batting seventh ... was 1-for-2 including a single off Sonny Gray in his first at-bat
- In 44 games with Miami, slashed .277/.331/.420 with two doubles, a triple, four homers and 13 RBI
- Slugged his first career home run on Aug. 16 at Boston off Brayan Bello
- Belted a walk-off, two-run blast vs. Detroit on Sept. 13 in the 11th inning vs. off Rafael Montero, was also his first career multi-homer performance

2024

- Spent the entire campaign with Triple-A Jacksonville, slashed .276/.339/.424 with 30 doubles, four triples, 11 homers, 63 RBI and 17 steals in 125 games
- Led the Jumbo Shrimp in games played, hits (132) and runs scored (65)
- Batted .447 over his final 12 games in June, eight multi-hit efforts during the stretch
- Connected on a three-run homer in back-to-back starts Aug. 16-18 vs. Memphis



2023

- Began the year with Double-A Pensacola, slashed .296/.396/.567 with 23 doubles, four triples, 18 homers and 83 RBI and 16 steals in 83 contests
- Had back-to-back two-homer performances April 25-26 at Montgomery (three hits in each game, eight total RBI)
- Southern League Player of the Week for July 3-9, was 11-for-25 with three doubles, four homers and 11 RBI in seven games
- Promoted to Triple-A Jacksonville on July 25
- At the time of his promotion, led the Southern League in doubles (23), runs scored (71), and his 83 RBI were 22 more than his next closest competitor, Jackson Chourio ... also tied for first in homers in the circuit when he was called up

- In 51 games with the Jumbo Shrimp, slashed .323/.403/.520 with 13 doubles, a triple, eight homers, 33 RBI and eight steals
- Drove in four runs Aug. 8 vs. Norfolk, then had a five-RBI effort two days later
- Had 119 RBI between Pensacola and Jacksonville, which led all of the minors
- Southern League Post-Season All-Star
- MiLB.com Organizational All-Star
- All-MiLB Prospect Second Team
- Named the Marlins Minor League Player of the Year

PERSONAL / MISCELLANEOUS INFORMATION

- Son of Lisa and David Johnston
- Father, David, wrestled at Eastern Washington University and coached wrestling at Puyallup High School for 23 years (1999-2002) ... Inducted into the Washington State Wrestling Coaches Association Hall of Fame in 2024
- Played four years of baseball at Rogers High School ... four-year captain

- Three-time All-SPSL First-Team, including league MVP as a senior
- First-Team All-State in 2016
- Also played three years of football and one of wrestling
- Chose Gonzaga because "my grandparents have lived four blocks away from campus since I have been alive, so I have grown up around Gonzaga."

Season	Level	League	Team	AVG	G	AB	R	H	2B	3B	HR	RBI	BB	IBB	SO	SB	CS	OBP	SLG	OPS	PA	HBP	SAC
2019	A(Short)	NYP	BAT	.277	59	213	34	59	15	1	3	35	29	1	51	1	3	.373	.399	.772	253	6	1
2021	A	FSL	JUP	.349	24	83	12	29	5	0	1	13	11	0	12	0	0	.427	.446	.873	96	1	0
2021	A+	MID	BEL	.289	96	357	54	103	22	1	14	72	57	2	91	6	1	.393	.473	.866	420	5	0
2021	Minors	2 Leagues	2 Teams	.300	120	440	66	132	27	1	15	85	68	2	103	6	1	.399	.468	.867	516	6	0
2022	AA	SOU	PNS	.292	85	329	42	96	20	1	10	49	32	1	71	3	0	.360	.450	.810	376	7	1
2022	AAA	INT	JAX	.155	29	97	9	15	5	0	4	8	18	0	24	1	0	.293	.330	.623	116	1	0
2022	Minors	2 Leagues	2 Teams	.261	114	426	51	111	25	1	14	57	50	1	95	4	0	.344	.423	.767	492	8	1
2023	AA	SOU	PNS	.296	83	314	71	93	23	4	18	83	42	2	64	16	1	.396	.567	.963	374	12	1
2023	AAA	INT	JAX	.323	51	198	31	64	13	1	8	33	20	0	44	8	1	.403	.520	.923	326	7	0
2023	Minors	2 Leagues	2 Teams	.307	134	512	102	157	36	5	26	116	62	2	108	24	2	.399	.549	.948	600	19	1
2024	AAA	INT	JAX	.276	125	479	65	132	30	4	11	63	37	0	100	17	3	.339	.424	.763	528	10	0
2025	AAA	INT	JAX	.252	84	314	49	79	15	4	12	39	28	1	68	31	5	.333	.439	.772	354	11	0
2025	MLB	NL	MIA	.277	44	112	12	31	2	1	4	13	8	0	26	2	2	.331	.420	.751	121	1	0
Career	MLB	NL	MIA	.277	44	112	12	31	2	1	4	13	8	0	26	2	2	.331	.420	.751	121	1	0
Career	AAA	INT	JAX	.267	289	1088	154	290	63	9	35	143	103	1	236	57	9	.345	.438	.783	1224	29	0
Career	AA	SOU	PNS	.294	168	643	113	189	43	5	28	132	74	3	135	19	1	.378	.507	.885	750	19	2
Career	A+	MID	BEL	.289	96	357	54	103	22	1	14	72	57	2	91	6	1	.393	.473	.866	420	5	0
Career	A	FSL	JUP	.349	24	83	12	29	5	0	1	13	11	0	12	0	0	.427	.446	.873	96	1	0
Career	A(Short)	NYP	BAT	.277	59	213	34	59	15	1	3	35	29	1	51	1	3	.373	.399	.772	253	6	1
Career	Minors	5 Leagues	5 Teams	.281	636	2384	367	670	148	16	81	395	274	7	525	83	14	.367	.456	.825	2743	60	3

Organization

2026 Isotopes

2025 In Review

Colorado Rockies

Opponents

Isotopes Records

ABQ Pro Baseball

History

Media Information





Victor Juarez

RHP

Victor Juarez

BATS	THROWS	HEIGHT	WEIGHT
RIGHT	RIGHT	6-0	173

BORN: June 19, 2003 OPENING DAY AGE: 22

BIRTHPLACE: Monterrey, MEX SCHOOL: -

ACQUIRED: Signed by the Rockies as an international free agent on July 12, 2019

QUICK HITS

- Seventh professional season, all with the Rockies org
- Pitched in 35 games (one start) for Double-A Hartford in 2025, was 6-3 with a 3.49 ERA, walked just 18 batters and struck out 68 in 77.1 innings for the Yard Goats
- Was primarily a starter for the first four years of his pro career before converting to a reliever
- Earned Northwest League Pitcher of the Week honors twice with Spokane in 2024, after also receiving the same award in the California League twice with Fresno in 2022
- Made his pro debut in 2021, pitching in a total of 10 games (eight starts) between the DSL and ACL Rockies

- Compiled a 2.21 ERA (36.2 IP/9 ER), threw 227 of 266 total pitches for strikes
- Signed by the Rockies as an International Free Agent on July 12, 2019 ... Signed for \$500,000
- Was the top prospect out of Mexico in the 2019-20 class, according to MLB.com
- Played in the Little League World Series in 2016 for Team Mexico ... went 9-for-14 while falling a home run short of the cycle twice ... also made three starts on the mound ... shattered a camera lens behind the plate while pitching

2025

- Spent a majority of the season with Double-A Hartford, where he pitched in 35 games, one start, and compiled a 6-3 record to go along with a 3.49 ERA (77.1 IP, 30 ER)
- Was tied for second on the Yard Goats in wins despite primarily being a reliever
- Registered an 0.72 ERA (25.0 IP, 2 ER) in his last 13 outings with Hartford

- Promoted to Triple-A Albuquerque on Sept. 16 following the Yard Goats season
- Pitched in two games for the Isotopes, allowed nine hits and two earned runs in 4.1 IP
- Pitched for Aguilas de Mexicali of the Mexican League ... Over five games, four starts, tallied a 7.36 ERA (14.2 IP, 12 ER)

2024

- Spent his second consecutive entire campaign with High-A Spokane, pitching in 22 games (21 starts), posting a 4-7 record and 4.30 ERA (111.0 IP, 53 ER)
- Had three starts where he lasted at least 6.0 innings while giving up two or fewer hits and no runs

- Earned Northwest League Pitcher of the Week for April 8-14 and Aug. 26-Sept. 1
- Struck out a career-high 10 batters in his Aug. 27 outing
- Had a quality start on 11 different occasions

2023

- Spent entire season with High-A Spokane, making 20 starts and compiling a 6-6 record with a 6.38 ERA (91.2 IP, 65 ER)
- Twirled 7.0 innings of five-hit, one-run ball in his second outing of the year on April 14 vs. Eugene

- Spun 6.0 scoreless frames on July 9 vs. Everett with only two hits allowed

Season	Level	League	Team	W	L	ERA	G	GS	CG	SHO	SV	SVO	IP	H	R	ER	HR	HB	BB	IBB	SO	WHIP
2021	ROK	DSL	D-COL	2	0	0.68	7	6	0	0	0	0	26.2	11	4	2	0	1	6	0	34	0.64
2021	ROK	ACL	A-RCK	0	1	6.30	3	2	0	0	0	0	10.0	13	7	7	2	1	1	0	13	1.40
2021	Minors	2 Leagues	2 Teams	2	1	2.21	10	8	0	0	0	0	36.2	24	11	9	2	2	7	0	47	0.85
2021	ROK	2 Leagues	2 Teams	2	1	2.21	10	8	0	0	0	0	36.2	24	11	9	2	2	7	0	47	0.85
2022	A	CAL	FRE	6	5	4.98	21	21	0	0	0	0	103.0	102	62	57	15	6	33	0	100	1.31
2023	A+	NWL	SPO	6	6	6.38	20	20	0	0	0	0	91.2	116	66	65	16	9	35	0	94	1.65
2024	A+	NWL	SPO	4	7	4.30	22	21	0	0	0	0	111.0	112	64	53	19	5	34	0	113	1.32
2025	AA	EAS	HFD	6	3	3.49	35	1	0	0	4	5	77.1	64	32	30	9	6	18	0	68	1.06
2025	AAA	PCL	ABQ	1	0	4.15	2	0	0	0	0	0	4.1	9	3	2	0	0	2	0	3	2.54
2025	Minors	2 Leagues	2 Teams	7	3	3.53	37	1	0	0	4	5	81.2	73	35	32	9	6	20	0	71	1.14
Career	ROK	2 Leagues	2 Teams	2	1	2.21	10	8	0	0	0	0	36.2	24	11	9	2	2	7	0	47	0.85
Career	AAA	PCL	ABQ	1	0	4.15	2	0	0	0	0	0	4.1	9	3	2	0	0	2	0	3	2.54
Career	AA	EAS	HFD	6	3	3.49	35	1	0	0	4	5	77.1	64	32	30	9	6	18	0	68	1.06
Career	A+	NWL	SPO	10	13	5.24	42	41	0	0	0	0	202.2	228	130	118	35	14	69	0	207	1.47
Career	A	CAL	FRE	6	5	4.98	21	21	0	0	0	0	103.0	102	62	57	15	6	33	0	100	1.31
Career	Minors	6 Leagues	6 Teams	25	22	4.58	110	71	0	0	4	5	424.0	427	238	216	61	28	129	0	425	1.31





Evan Justice

LHP

John Evan William Justice

BATS	THROWS	HEIGHT	WEIGHT
LEFT	LEFT	6-4	205

BORN: July 7, 1998 **OPENING DAY AGE:** 27
BIRTHPLACE: Richmond, VA **SCHOOL:** N.C. State
ACQUIRED: Selected by the Rockies in the 5th round (140th overall) of the 2021 MLB Draft

QUICK HITS

- Sixth pro season, all with the Rockies organization
- Pitched 25 times (24 in relief) for Triple-A Albuquerque in 2025, compiled a 7.50 ERA (30.0 IP, 25 ER)
- Made the first start of his pro career on May 11, 2025 at Oklahoma City as an "opener," tossing the first inning ... Clayton Kershaw started that game for the Comets on a rehab assignment
- Pitched for the 2024 Salt River Rafters of the Arizona Fall League, working 8.2 hitless innings with one walk, one hit batter and 11 strikeouts ... First pitcher to twirl a hitless Fall League campaign while throwing a minimum of four frames
- Closed out the Rafters' 3-2 Fall League championship-clinching victory over Surprise on Nov. 16
- Named an AFL Fall-Star
- Had his contract selected by Colorado August 25, 2023, from Triple-Albuquerque ... First time on an active Major League roster
- Was the first player from the Rockies' 2021 draft class to be called up
- Made his Major League debut Aug. 26, 2023, at Baltimore, tossing 1.0 inning and allowing one run on one hit with one walk and two strikeouts
- Pitched at three Minor League levels in 2023 (High-A, Double-A and Triple-A)
- Missed the entire 2022 season with a left shoulder injury
- Played for North Carolina State from 2018-21 ... Was part of the 2021 N.C. State team that advanced to the semifinals of the College World Series (school's second CWS appearance) but declared ineligible because of COVID-19 complications
- Earned two saves during the 2021 CWS
- 2021 Third Team All-American by Perfect Game and D1 Baseball
- 2021 All-ACC Academic Team

2025

- Pitched 25 times (24 in relief) for Triple-A Albuquerque, compiled a 7.50 ERA (30.0 IP, 25 ER)
- Made the first start of his pro career on May 11 at Oklahoma City as an "opener," tossing the first inning after being Albuquerque's final pitcher in the previous game ... Clayton Kershaw started that game for the Comets on a rehab assignment
- Missed time due to injury from June 19-Sept. 12
- Allowed multiple runs in nine of 25 outings

2024

- In 32 relief appearances with Triple-A Albuquerque, posted an 8.76 ERA (24.2 IP, 24 ER) while walking 34 batters and recording 26 strikeouts
- Missed time due to injury from April 13-June 8
- Did not allow an earned run over six consecutive appearances with Albuquerque from June 12-30, but issued eight walks during stretch
- Relented three or more earned runs on four occasions in a seven-outing span July 3 - Aug. 2
- Recalled by Colorado for one relief outing Sept. 1 vs. Baltimore, faced two batters ... Walked Gunnar Henderson and struck out Eloy Jiménez
- Pitched for the Salt River Rafters of the Arizona Fall League after the 2024 campaign, working 8.2 hitless innings with one walk, one hit batter and 11 strikeouts ... First pitcher to twirl a hitless Fall League campaign while throwing a minimum of four frames
- Closed out the Rafters' 3-2 Fall League championship-clinching victory over Surprise on Nov. 16
- Named an AFL Fall-Star



2023

- Pitched at three Minor League levels in 2023 (High-A, Double-A and Triple-A)
 - Began year at High-A Spokane, compiling a 0.00 ERA (9.2 IP, 0 ER) over 10 games with a 19:5 K:BB ratio ... 19 of his 29 outs recorded came via the strikeout
 - Promoted to Double-A Hartford May 11, registering a 3.38 ERA (16 IP, 6 ER) over 15 games with a 25:9 K:BB ratio ... Allowed a run in just two contests
 - Over his final 11 appearances with the Yard Goats, did not allow a run in 12.1 innings while relenting three hits and four walks with 18 strikeouts

- Promoted to Triple-A Albuquerque July 4 ... Made Triple-A debut July 8 at OKC, tossing 1.0 inning and fanning two
 - Had his contract selected by Colorado August 25 from Triple-Albuquerque ... First time on an active Major League roster
 - Was the first player from the Rockies' 2021 draft class to be called up
 - Made his Major League debut Aug. 26, 2023, at Baltimore, tossing 1.0 inning and allowing one run on one hit with one walk and two strikeouts
 - Made nine relief appearances in his inaugural season, allowing seven runs over 7.1 IP for an 8.59 ERA

PERSONAL / MISCELLANEOUS INFORMATION

- Attended Collegiate High School in Richmond, VA, the same high school as former N.C. State baseball and football standout Russell Wilson
 - Named the Virginia state baseball Player of the Year in 2017 as a senior

- 2017 Rawlings Perfect-Game Honorable Mention All-America honors
 - First Team All-Conference in basketball junior and season year

Season	Level	League	Team	W	L	ERA	G	GS	CG	SHO	SV	SVO	IP	H	R	ER	HR	HB	BB	IBB	SO	WHIP
2021	ROK	ACL	A-RCK	0	0	3.00	3	0	0	0	0	0	3.0	2	1	1	1	0	2	0	4	1.33
2023	A+	NWL	SPO	1	0	0.00	10	0	0	0	1	1	9.2	4	0	0	0	2	5	0	19	0.93
2023	AA	EAS	HFD	5	0	3.38	15	0	0	0	0	0	16.0	5	6	6	0	2	9	0	25	0.88
2023	AAA	PCL	ABQ	0	1	6.23	13	0	0	0	0	1	13.0	8	9	9	1	3	12	0	19	1.54
2023	MLB	NL	COL	0	0	8.59	9	0	0	0	0	0	7.1	14	7	7	0	1	8	0	7	3.00
2023	Minors	3 Leagues	3 Teams	6	1	3.49	38	0	0	0	1	2	38.2	17	15	15	1	7	26	0	63	1.11
2024	ROK	ACL	A-RCK	0	1	27.00	2	0	0	0	0	0	1.2	3	5	5	0	1	1	0	1	2.40
2024	A	CAL	FRE	0	0	9.00	1	0	0	0	0	0	1.0	2	1	1	0	0	0	0	2	2.00
2024	AAA	PCL	ABQ	0	3	8.76	32	0	0	0	0	4	24.2	27	32	24	2	4	34	0	26	2.47
2024	MLB	NL	COL	0	0	0.00	1	0	0	0	0	0	0.1	0	0	0	0	0	1	0	1	3.00
2024	Minors	3 Leagues	3 Teams	0	4	9.88	35	0	0	0	4	27.1	32	38	30	2	5	35	0	29	2.45	
2025	AAA	PCL	ABQ	4	1	7.50	25	1	0	0	1	3	30.0	31	27	25	6	2	25	1	27	1.87
Career	ROK	ACL	A-RCK	0	1	11.57	5	0	0	0	0	0	4.2	5	6	6	1	1	3	0	5	1.71
Career	MLB	NL	COL	0	0	8.22	10	0	0	0	0	0	7.2	14	7	7	0	1	9	0	8	3.00
Career	AAA	PCL	ABQ	4	5	7.71	70	1	0	0	1	8	67.2	66	68	58	9	9	71	1	72	2.02
Career	AA	EAS	HFD	5	0	3.38	15	0	0	0	0	0	16.0	5	6	6	0	2	9	0	25	0.88
Career	A+	NWL	SPO	1	0	0.00	10	0	0	0	1	1	9.2	4	0	0	0	2	5	0	19	0.93
Career	A	CAL	FRE	0	0	9.00	1	0	0	0	0	0	1.0	2	1	1	0	0	0	0	2	2.00
Career	Minors	5 Teams	5 Teams	10	6	6.45	101	1	0	0	2	9	99.0	82	81	71	10	14	88	1	123	1.72





Kyle Karros

INF

Kyle Garret Karros

BATS	THROWS	HEIGHT	WEIGHT
RIGHT	RIGHT	6-5	220

BORN: July 26, 2002 **OPENING DAY AGE:** 23
BIRTHPLACE: Los Angeles, CA **SCHOOL:** UCLA
ACQUIRED: Selected by the Rockies in the 5th round (145th overall) of the 2023 MLB Draft

QUICK HITS

- Fourth professional season, all with the Rockies organization
- Had his contract purchased by Colorado on Aug. 8, 2025, made his Major League debut that night at Arizona ... was 1-for-3 with an RBI single in his first at-bat (Zac Gallen)
- Became the first Rockies player to record an RBI single in his first ever plate appearance since Corey Dickerson in 2013
- Connected on his first Major League homer Aug. 19, 2025, vs. Los Angeles (NL)
- In 22 games with Colorado, slashed .226/.308/.277 with four doubles and a homer
- Promoted to Triple-A on July 18, 2025, and was 19-for-62 with seven extra-base hits in 16 games for the Isotopes
- Belted a solo homer on Dukes Retro Night for Albuquerque in 2025, after his dad played in 131 games for the Dukes in 1991 including launching 22 long balls
- Spent the entire 2024 season with High-A Spokane, slashing .311/.390/.485 with 15 homers, 33 doubles, 78 RBI and 12 stolen bases in 123 games
- Named a 2024 Minor League Gold Glove award winner at third base
- 2024 Northwest League MVP
- 2024 Northwest League and Baseball America All-Star
- Northwest League April 2024 Player of the Month after slashing .333/.443/.530 with one homer, eight doubles and 14 RBI
- Played collegiately at UCLA from 2021-23 ... Was teammates with his brother, Jared, a right-handed pitcher, during the 2021-22 seasons
- Father, Eric, played 14 seasons in MLB with the Los Angeles Dodgers (1991-2002), Chicago Cubs (2003) and Oakland Athletics (2004) ... Drafted by the Dodgers in the Sixth Round of the 1988 MLB Draft ... Named Rookie of the Year in 1992 and won a Silver Slugger in 1995 ... Currently a TV analyst for Dodgers baseball on SportsNet LA
- Eric Karros played in 131 games for the Albuquerque Dukes in 1991, slashing .316/.391/.551 with 33 doubles, eight triples, 22 homers and 101 RBI

2025

- Split the season between three levels: Double-A Hartford, Triple-A Albuquerque, and Colorado
- Played in 55 games for the Yard Goats, slashing .294/.399/.462 with 17 doubles, two triples, four homers, and 21 RBI
- Hit two home runs on Opening Day vs. Somerset, including a walk-off blast
- Missed time on the Injured List from May 6-June 3
- Promoted to Triple-A on July 18 and was 19-for-62 with seven extra-base hits in 16 games for the Isotopes
- Had consecutive three-hit games Aug. 2 and Aug. 5 (four XBH during the span)
- Belted a solo homer on Dukes Retro Night, after his dad played in 131 games for the Dukes in 1991 including launching 22 long balls
- Had his contract purchased by Colorado on Aug. 8, made his Major League debut that night at Arizona ... was 1-for-3 with an RBI single in his first at-bat (Zac Gallen)
- Became the first Rockies player to record an RBI single in his first ever plate appearance since Corey Dickerson in 2013
- Was the third player from the Rockies 2023 draft class to debut, joining RHPs Seth Halvorsen and Chase Dollander
- Reached base safely twice in his first three career games (4 H, 2 BB), becoming the fourth Rockie all-time to accomplish this feat and first since Hunter Goodman in 2023
- Connected on his first Major League homer Aug. 19 vs. Los Angeles (NL)
- In 22 games with Colorado, slashed .226/.308/.277 with four doubles and a homer

2024

- Spent the entire season with High-A Spokane, slashing .311/.390/.485 with 15 homers, 33 doubles, 78 RBI and 12 stolen bases in 123 games
- Named a Minor League Gold Glove award winner at third base
- Northwest League MVP
- Selected as a Northwest League and Baseball America All-Star
- Northwest League April Player of the Month after slashing .333/.443/.530 with one homer, eight doubles and 14 RBI
- Northwest League Player of the Week (June 24-30)
- Drove in the winning run in the deciding game of the Northwest League Championship on a hit-by-pitch with the bases loaded in the bottom of the 10th inning
- Led Indians in batting average, on-base percentage, slugging, at-bats, hits, doubles, RBI and walks
- Paced Rockies farm system in RBI, hits, doubles, extra-base hits and total bases
- Tallied a career-high four hits three times (April 7 vs. Vancouver, June 28 at Everett and July 20 at Vancouver)
- Registered first career multi-homer game July 27 at Eugene



2023

- Drafted by the Rockies in the Fifth round of the 2023 MLB Draft (145th overall)
- Made pro debut July 26 with the ACL Rockies, going 1-for-3 with an RBI, stolen base and walk
- Played in 14 games for ACL Rockies and slashed .327/.450/.408 with two doubles and 11 RBI

- Promoted to Single-A Fresno August 15 and compiled a .259/.365/.284 slashline with two doubles and six RBI in 22 games

PERSONAL / MISCELLANEOUS INFORMATION

- Son of Eric and Trish Karros ... Trish played basketball at Pepperdine
- Has one brother, Jared, who also played baseball at UCLA (2020-22) and was drafted by the Los Angeles Dodgers as a right-handed pitcher in the 16th round of the 2022 MLB Draft
- Has one stepsister Mikah, who played basketball at Loyola Marymount and UC Irvine
- 2022 Pac-12 All-Defensive Team
- 2021 and 2023 Pac-12 Academic Honor Roll
- Attended Mira Costa High School in Manhattan Beach, CA
- Ranked as the No. 2 third baseman and No. 36 overall prospect in California by Perfect Game
- 2019 Under Armour All-American

Season	Level	League	Team	AVG	G	AB	R	H	2B	3B	HR	RBI	BB	IBB	SO	SB	CS	OBP	SLG	OPS	PA	HBP	SAC
2023	ROK	ACL	A-RCK	.327	14	49	15	16	2	1	0	11	10	0	8	3	0	.450	.408	.858	60	1	0
2023	A	CAL	FRE	.259	22	81	15	21	2	0	0	6	12	0	17	0	0	.365	.284	.649	96	2	0
2023	Minors	2 Leagues	2 Teams	.285	36	130	30	37	4	1	0	17	22	0	25	3	0	.397	.331	.728	156	3	0
2024	A+	NWL	SPO	.311	123	472	64	147	33	2	15	78	54	1	123	12	5	.390	.485	.875	539	9	0
2025	ROK	ACL	A-RCK	.400	4	10	3	4	2	0	0	1	3	0	1	0	0	.538	.600	1.138	13	0	0
2025	AA	EAS	HFD	.294	55	197	40	58	17	2	4	21	32	2	45	7	0	.399	.462	.861	234	3	0
2025	AAA	PCL	ABQ	.306	16	62	9	19	4	1	2	4	5	0	12	0	0	.368	.500	.868	68	1	0
2025	MLB	NL	COL	.226	43	137	20	31	4	0	1	9	15	0	41	0	0	.308	.277	.585	156	2	0
2025	Minors	3 Leagues	3 Teams	.301	75	269	52	81	23	3	6	26	40	2	58	7	0	.398	.476	.874	315	4	0
Career	ROK	ACL	A-RCK	.339	18	59	18	20	4	1	0	12	13	0	9	3	0	.466	.441	.907	73	1	0
Career	MLB	NL	COL	.226	43	137	20	31	4	0	1	9	15	0	41	0	0	.308	.277	.585	156	2	0
Career	AAA	PCL	ABQ	.306	16	62	9	19	4	1	2	4	5	0	12	0	0	.368	.500	.868	68	1	0
Career	AA	EAS	HFD	.294	55	197	40	58	17	2	4	21	32	2	45	7	0	.399	.462	.861	234	3	0
Career	A+	NWL	SPO	.311	123	472	64	147	33	2	15	78	54	1	123	12	5	.390	.485	.875	539	9	0
Career	A	CAL	FRE	.259	22	81	15	21	2	0	0	6	12	0	17	0	0	.365	.284	.649	96	2	0
Career	Minors	5 Leagues	5 Teams	.304	234	871	146	265	60	6	21	121	116	3	206	22	5	.393	.459	.852	1010	16	0





Adam Laskey

LHP

Adam Julian Laskey

BATS	THROWS	HEIGHT	WEIGHT
RIGHT	LEFT	6-3	210

BORN: <i>March 9, 1998</i>	OPENING DAY AGE: <i>28</i>
BIRTHPLACE: <i>Voorhees, NJ</i>	SCHOOL: <i>Duke</i>
ACQUIRED: <i>Signed by the Rockies to a Minor League contract on Nov. 25, 2025</i>	

QUICK HITS

- Sixth professional season, Rockies are his third organization (Cubs and Marlins)
- Signed by the Rockies to a Minor League contract on November 25, 2025
- Split 2025 season between Double-A Pensacola and Triple-A Jacksonville ... Began year with Pensacola, compiling a 3.76 ERA (52.2 IP, 22 ER) with a 50:13 K:BB ratio over 11 games, 10 starts
- Promoted to Jacksonville June 17, 2025, and appeared in 16 games, nine starts, pitching to a 4.68 ERA (32.2 IP, 17 ER) with a 25:19 K:BB ratio
- Selected by the Marlins in the fourth round of the 2023 MLB Rule 5 Draft (Minor League phase)
- Played for the 2023 Mesa Solar Sox of the Arizona Fall League ... Registered a 1.00 ERA over 9.0 innings and nine games
- Selected by the Cubs in the 19th round of the 2019 MLB Draft
- Played three years at Duke University (2017-19), compiling a career 6.04 ERA (143.0 IP, 96 ER) with a 119:75 K:BB ratio
- Was the first Duke freshman to enter the weekend rotation since 2011
- Played for the 2018 Falmouth Commodores of the Cape Cod League ... Pitched to a 1.19 ERA (30.1 IP, 4 ER) over six games, five starts
- Named the 2018 Cape Cod League's Whitehouse Outstanding Pitcher

2025

- Split season between Double-A Pensacola and Triple-A Jacksonville
- Began year with Pensacola, compiling a 3.76 ERA (52.2 IP, 22 ER) with a 50:13 K:BB ratio over 11 games, 10 starts
- Promoted to Jacksonville June 17 and appeared in 16 games, nine starts, pitching to a 4.68 ERA (32.2 IP, 17 ER) with a 25:19 K:BB ratio
- Placed on the 7-day IL Sept. 9 and activated Sept. 29
- Signed by the Rockies as a Minor League free agent on Nov. 25

2024

- Spent the entire campaign with Double-A Pensacola, registering a 3.10 ERA (81.1 IP, 28 ER) with a 76:20 K:BB ratio over 31 games, six starts
- Permitted just two runs over his final 10 games and 24.1 innings

2023

- Spent majority of the year with High-A South Bend, compiling a 3.14 ERA (48.2 IP, 17 ER) with a 59:17 K:BB ratio
- Over his final 18 games for South Bend, pitched to a 1.80 ERA (25.0 IP, 5 ER) with a 31:6 K:BB ratio
- Promoted to Double-A Tennessee on Aug. 8 ... Made just five appearances, recording a 15.19 ERA (5.1 IP, 9 ER)

PERSONAL / MISCELLANEOUS INFORMATION

- Son of Larry and Gigi Laskey
- Originally drafted by the Giants in the 31st round of the 2016 MLB Draft but did not sign
- Rated as the No. 150 prospect in the 2016 recruiting class by Perfect Game
- Four-year letterwinner at Haddon Heights High School
- As a senior, posted a 5-0 record and 2.17 ERA with 56 punchouts in 37.1 innings
- Pitched a complete game in Haddon Heights's 8-1 victory over Pennsville in the NJSIAA/Star-Ledger/Parisi South Jersey Group 1 semifinal
- Earned 2016 Rawlings-Perfect Game Third-Team All-American and Northeast All-Region First-Team honors
- Lettered in one season in soccer, helping the team win a state championship



Season	Level	League	Team	W	L	ERA	G	GS	CG	SHO	SV	SVO	IP	H	R	ER	HR	HB	BB	IBB	SO	WHIP	AVG
2021	A	CAR	MB	0	2	8.44	15	9	0	0	0	0	37.1	46	36	35	5	2	33	0	40	2.12	.309
2022	A	CAR	MB	3	0	0.00	19	0	0	0	4	4	26.0	17	1	0	0	2	7	0	28	0.92	.183
2022	A+	MID	SB	6	0	4.26	19	0	0	0	0	0	31.2	29	17	15	1	1	21	0	36	1.58	.246
2022	Minors	2 Leagues	2 Teams	9	0	2.34	38	0	0	0	4	4	57.2	46	18	15	1	3	28	0	64	1.28	.218
2023	A+	MID	SB	4	1	3.14	33	0	0	0	1	3	48.2	46	22	17	3	2	17	0	59	1.29	.242
2023	AA	SOU	TNS	0	0	15.19	5	0	0	0	0	0	5.1	13	11	9	2	0	4	0	3	3.19	.464
2023	Minors	2 Leagues	2 Teams	4	1	4.33	38	0	0	0	1	3	54.0	59	33	26	5	2	21	0	62	1.48	.271
2024	AA	SOU	PNS	6	2	3.10	31	6	0	0	0	0	81.1	63	28	28	4	6	20	0	76	1.02	.217
2025	AA	SOU	PNS	2	5	3.76	11	10	0	0	0	0	52.2	55	26	22	1	2	13	0	50	1.29	.272
2025	AAA	INT	JAX	0	4	4.68	16	9	0	0	0	0	32.2	31	18	17	7	3	19	1	25	1.53	.254
2025	Minors	2 Leagues	2 Teams	2	9	4.11	27	19	0	0	0	0	85.1	86	44	39	8	5	32	1	75	1.38	.265
Career	AAA	INT	JAX	0	4	4.68	16	9	0	0	0	0	32.2	31	18	17	7	3	19	1	25	1.53	.254
Career	AA	SOU	2 Teams	8	7	3.81	47	16	0	0	0	0	139.1	131	65	59	7	8	37	0	129	1.21	.252
Career	A+	MID	SB	10	1	3.59	52	0	0	0	1	3	80.1	75	39	32	4	3	38	0	95	1.41	.244
Career	A	CAR	MB	3	2	4.97	34	9	0	0	4	4	63.1	63	37	35	5	4	40	0	68	1.63	.260
Career	Minors	4 Leagues	5 Teams	21	14	4.08	149	34	0	0	5	7	315.2	300	159	143	23	18	134	1	317	1.37	.252





Nicky Lopez

INF

Nicholas Lopez

BATS	THROWS	HEIGHT	WEIGHT
LEFT	RIGHT	5-10	185

BORN: March 13, 1995 **OPENING DAY AGE:** 31
BIRTHPLACE: Naperville, IL **SCHOOL:** Creighton
ACQUIRED: Signed by the Rockies to a Minor League contract on Dec. 8, 2025

QUICK HITS

- 11th professional season, Rockies are his eighth organization (Royals, Braves, White Sox, Cubs, Angels, Yankees and Diamondbacks)
- Signed by the Rockies to a Minor League contract on Dec. 8, 2025
- Played with four organizations in 2025 (Cubs, Angels, Diamondbacks and Yankees), including three stints with the Cubs
- Appeared in 19 combined MLB games in 2025 between Cubs (14) and Angels (five), hitting .042
- Spent the entire 2024 campaign with the White Sox, registering a .241/.312/.294 slash line with 12 doubles, three triples, one homer, 27 RBI and five stolen bases over 124 contests
- Was a finalist for the 2024 Rawlings American League Gold Glove at second base
- Traded to the Braves from the Royals in exchange for LHP Taylor Hearn on July 30, 2023
- Traded to the White Sox along with RHP Michael Soroka, LHP Jared Shuster, INF Braden Shewmake and RHP Riley Gowens in exchange for LHP Aaron Bummer on Nov. 16, 2023
- Played for Team Italy during the 2023 World Baseball Classic ... batted .474/.524/.632 with a double, triple and team-high seven RBI
- Registered 4.4 WAR in 2021 with Kansas City while posting a career-best .300 average with 21 doubles, six triples, two home runs 43 RBI and 22 stolen bases
- Became the first Royals shortstop to hit .300 or better in a season (75 % of games at SS) in 2021
- Named a 2020 finalist for the Rawlings American Gold Glove at second base
- Made MLB debut with Royals on May 14, 2019, vs. Texas, going 1-for-4 with an RBI
- Hit his first MLB homer off Detroit's Matthew Boyd on June 13, 2019, at TD Ameritrade Park, his home park where he played collegiately at Creighton ... also the first MLB home run hit in the state of Nebraska
- Named a 2018 Texas League Mid-Season All-Star
- Hit for the cycle on June 21, 2018, with Northwest Arkansas, going 5-for-6
- Played for the 2017 Surprise Saguaros of the Arizona Fall League ... Named to the AFL All-Prospect Team and selected as a "Rising Star"
- Named an MiLB.com Organizational All-Star in 2016 and 2018 with Kansas City
- Was 2017 Carolina League Mid-Season All-Star and Appalachian League Post-Season All-Star in 2016
- Selected by the Kansas City Royals in the fifth round of the 2016 MLB Draft out of Creighton (2014-16)
- All-Big East Second-Team for Creighton in 2016, batted .306 with 11 doubles, five triples, two homers and 11 stolen bases

2025

- Played with four organizations (Cubs, Angels, Diamondbacks and Yankees), including three stints with the Cubs
- Signed a minor league deal on Feb. 7 with Chicago (NL), ... Released by Cubs on March 21
- Signed by the Angels on March 25 ... Played just five games for the Angels (0-for-6) ... Made his Angels debut on Opening Day as a relief pitcher (0.1 IP, 0 H, 0 R, 1 BB) in an 8-1 loss to the White Sox
- Designated for assignment by the Angels on April 18 and elected free agency April 20
- Signed by the Cubs for a second time on April 23 and then designated for assignment by Chicago on May 19 ... Elected free agency two days later
- Over 14 games with the Cubs, hit .056 (1x18)
- Signed Minor League contract with the Diamondbacks on May 27 and assigned to Triple-A Reno ... Played in 24 games for the Aces, hit .267
- Released by Arizona on July 1
- Signed a Minor League contract with the Yankees on July 3 ... Appeared in 17 games for Scranton/Wilkes-Barre, batted .263
- Released by the Yankees on July 31
- Signed by Cubs to a Minor League contract on Aug. 9 ... Assigned to Triple-A Iowa and played in 29 games, batting .270
- Elected free agency on Nov. 6 and signed by the Rockies to a Minor League contract on Dec 8



2024

- Spent the entire campaign with the White Sox, registering a .241/.312/.294 slash line with 12 doubles, three triples, one homer, 27 RBI and five stolen bases over 124 contests
- Was a finalist for the Rawlings American League Gold Glove at second base
- Appeared in 83 games (72 starts) at second and 45 (39 starts) at shortstop

- Made a career-high 42 starts in the leadoff spot of the lineup
- Tallied 500th career hit, an RBI single off Luis Gil in the fourth inning on Aug. 12 vs. New York (AL)
- Hit first career leadoff homer off Albert Suarez on Sept. 4 at Baltimore
- Elected free agency at the end of the season

2023

- Spent majority of year with Kansas City but also saw action with Atlanta and Triple-A Omaha
- Began year with Royals but placed on the IL due to an appendectomy on May 2 ... Sent on rehab assignment to Omaha on May 16, played in three games prior to being activated May 22
- Over 68 games with Kansas City, slashed .213/.323/.281 with five doubles, three triples, 13 RBI and four stolen bases
- Traded to the Braves in exchange for LHP Taylor Hearn on July 30 ... In 26 games with Atlanta, hit .279
- His homer on Aug. 12 at New York (NL) ended a 691 at-bat drought

- Appeared in one Postseason game for Atlanta, entering in Game 4 of the NLDS at Philadelphia as a pinch-runner
- Combined to hit .231/.326/.307 with eight doubles, three triples, one home run, 25 RBI and 32 runs scored over 94 MLB games
- Played for Team Italy during the 2023 World Baseball Classic ... batted .474/.524/.632 with a double, triple and team-high seven RBI
- Traded to the White Sox along with RHP Michael Soroka, LHP Jared Shuster, INF Braden Shewmake and RHP Riley Gowens in exchange for LHP Aaron Bummer on Nov. 16

PERSONAL / MISCELLANEOUS INFORMATION

- Played high school baseball at Naperville Central High School
- Was a two-time All-DuPage Valley selection

- Also lettered in basketball twice
- Inducted into Naperville Central High School's Hall of Fame on Jan. 26, 2024

Season	Level	League	Team	AVG	G	AB	R	H	2B	3B	HR	RBI	BB	IBB	SO	SB	CS	OBP	SLG	OPS	PA	HBP	SAC
2016	ROK	APP	BUR	.281	62	231	54	65	6	5	6	29	35	0	30	24	4	.393	.429	.822	283	10	3
2017	A(Adv)	CAR	WIL	.295	70	285	42	84	12	7	2	27	36	1	23	14	8	.376	.407	.783	324	1	2
2017	AA	TEX	NWA	.259	59	232	26	60	6	1	0	11	16	0	29	7	4	.312	.293	.605	253	2	3
2017	Minors	2 Leagues	2 Teams	.279	129	517	68	144	18	8	2	38	52	1	52	21	12	.348	.356	.704	577	3	5
2018	AA	TEX	NWA	.331	73	281	42	93	8	5	2	27	33	0	23	9	4	.397	.416	.813	325	0	8
2018	AAA	PCL	OMA	.278	57	223	33	62	6	2	7	26	27	0	29	6	2	.364	.417	.781	256	3	3
2018	Minors	2 Leagues	2 Teams	.308	130	504	75	155	14	7	9	53	60	0	52	15	6	.382	.417	.799	581	3	11
2019	AAA	PCL	OMA	.353	31	116	27	41	6	1	3	13	20	0	5	9	3	.457	.500	.957	138	2	0
2019	MLB	AL	KC	.240	103	379	44	91	22	2	2	30	18	0	51	1	1	.276	.325	.601	402	1	4
2020	MLB	AL	KC	.201	56	169	15	34	8	0	1	13	18	0	41	0	5	.286	.266	.552	192	2	3
2021	MLB	AL	KC	.300	151	497	78	149	21	6	2	43	49	0	74	22	1	.365	.378	.743	565	4	12
2022	MLB	AL	KC	.227	142	436	51	99	12	4	0	20	29	0	63	13	3	.281	.273	.554	480	4	10
2023	AAA	INT	OMA	.300	3	10	1	3	1	0	0	1	3	0	1	1	0	.462	.400	.862	13	0	0
2023	MLB	AL	KC	.213	68	160	19	34	5	3	0	13	21	0	30	4	2	.323	.281	.604	190	5	4
2023	MLB	NL	ATL	.277	26	65	13	18	3	0	1	12	5	0	10	2	0	.333	.369	.702	72	1	0
2023	MLB	2 Leagues	2 Teams	.231	94	325	32	52	8	3	1	25	26	0	40	6	2	.326	.307	.633	262	6	4
2024	MLB	AL	CWS	.241	124	398	40	96	12	3	1	21	37	0	67	5	7	.312	.294	.606	445	4	6
2025	AAA	PCL	RNO	.267	24	101	16	27	3	1	0	7	5	0	9	1	2	.303	.317	.620	109	1	0
2025	AAA	INT	SWB	.263	17	57	9	15	2	1	0	6	7	0	11	4	0	.338	.333	.671	65	0	0
2025	AAA	INT	IOW	.270	29	100	13	27	6	1	0	7	21	0	17	2	2	.402	.350	.752	127	3	0
2025	MLB	AL	LAA	.000	5	6	0	0	0	0	0	0	0	0	1	0	0	.000	.000	.000	6	0	0
2025	MLB	NL	CHC	.056	14	18	2	1	0	0	0	1	4	0	3	0	0	.227	.056	.283	22	0	0
2025	Minors	3 Leagues	3 Teams	.267	70	258	38	69	11	3	0	20	33	0	37	7	4	.352	.333	.685	301	4	0
2025	AAA	2 Leagues	3 Teams	.267	70	258	38	69	11	3	0	20	33	0	37	7	4	.352	.333	.685	301	4	0
2025	MLB	2 Leagues	2 Teams	.042	19	24	2	1	0	0	0	1	4	0	4	0	0	.179	.042	.221	28	0	0
Career	ROK	APP	BUR	.281	62	231	54	65	6	5	6	29	35	0	30	24	4	.393	.429	.822	283	10	3
Career	MLB	2 Leagues	5 Teams	.245	689	2128	262	522	83	18	7	153	181	0	340	47	19	.310	.311	.621	2374	21	39
Career	AAA	2 Leagues	4 Teams	.288	161	607	99	175	24	6	10	60	83	0	72	23	9	.379	.397	.776	708	9	3
Career	AA	TEX	NWA	.298	132	513	68	153	14	6	2	38	49	0	52	16	8	.360	.361	.721	578	2	11
Career	A+	CAR	WIL	.295	70	285	42	84	12	7	2	27	36	1	23	14	8	.376	.407	.783	324	1	2
Career	Minors	5 Leagues	7 Teams	.292	425	1636	263	477	56	24	20	154	203	1	177	77	29	.375	.392	.767	1893	22	19





Vimal Machin

INF

Vimal Machin

BATS	THROWS	HEIGHT	WEIGHT
LEFT	RIGHT	5-10	185

BORN: September 25, 1993 **OPENING DAY AGE:** 32
BIRTHPLACE: Humacao, P.R. **SCHOOL:** Virginia Commonwealth
ACQUIRED: Signed by the Rockies to a Minor League contract on Dec. 21, 2025

QUICK HITS

- 12th professional season, Rockies are his fifth organization (Cubs, Athletics, Phillies, Orioles)
- Signed a Minor League deal with Colorado on Dec. 21, 2025, and received an invite to Major League Spring Training
- Spent majority of 2025 campaign with Triple-A Norfolk, slashing .286/.347/.476 with 28 doubles, two triples, 18 homers, 79 RBI and 15 stolen bases in 124 games
- Appeared in four games with the Orioles in 2025, was 1-for-11 ... homered on Aug. 22 vs. Houston in his first Major League at-bat since Oct. 1, 2022
- Signed a Minor League contract with Baltimore on Nov. 11, 2024
- Compiled a .401/.495/.597 slashline with seven homers and 54 RBI in 85 games with the Charros de Jalisco of the Mexican League in 2024 ... including 44 multi-hit performances
- In 40 games for the Mariachis de Guadalajara of the Mexican League in 2023, slashed .338/.415/.540 with four homers and 21 RBI
- Began the 2023 campaign with Triple-A Lehigh Valley, slashed .235/.330/.339 with seven doubles, four homers and 21 RBI in 52 contests
- Signed a Minor League deal with Philadelphia on Jan. 12, 2023
- Split the 2021 and 2022 campaigns between Triple-A Las Vegas and Oakland
- Launched his first Major League homer on July 10, 2022, off Astros reliever Phil Maton
- Earned PCL Player of the Month laurels with Las Vegas in June 2022 ... slashed .400/.477/.611 with eight doubles, three triples, two homers and 24 RBI in 23 games
- Collected his first Major League hit on Aug. 15, 2020, at San Francisco, a single off Kevin Gausman
- Made his Major League debut on July 26, 2020, for the Athletics ... was 0-for-3 starting at designated hitter vs. Los Angeles (AL)
- Selected by Philadelphia in the Major League phase of the Rule 5 Draft on Dec. 12, 2019 and immediately traded to Oakland
- Has played for Criollos de Caguas in the Puerto Rican Winter League every year since 2018 ... Named 2018-19 PWL Rookie of the Year, as well as a Post-Season All-Star in 2020 and 2021
- Spent the first five years of his professional career in the Cubs organization after being a 10th round pick in 2015 from Virginia Commonwealth University
- Played four years at VCU ... was named to the all-CAA Rookie Team in 2012
- Was the 15th player in VCU program history to make the Majors, list includes Mariners general manager Jerry Dipoto and former Isotopes pitcher Jon Link

2025

- Spent a majority of the campaign with Triple-A Norfolk, slashing .286/.347/.476 with 28 doubles, two triples, 18 homers, 79 RBI and 15 stolen bases in 124 games
- Led the Tides in games played (124), at-bats (454), plate appearances (505), hits (130), doubles (28) and RBI (79)
- Had back-to-back three-hit games April 13 (vs. Gwinnett) and April 15 (at Omaha)
- Was 4-for-4 with a double and homer in the first game of a doubleheader on May 31 vs. Lehigh Valley
- Belted two home runs on June 29 vs. Gwinnett, his first multi-homer game since 2021 with Las Vegas
- Contract was purchased by Baltimore on Aug. 22, saw his first action in the Majors since Oct. 1, 2022 with Oakland
- Entered as a defensive replacement at third base on Aug. 22 vs. Houston and homered in his first at-bat
- Was 1-for-11 in four games with the Orioles before being designated for assignment, and accepted his outright assignment to Triple-A Norfolk
- Homered in both games of a doubleheader on Sept. 13 at Durham
- Elected free agency following the season on Sept. 29
- Signed a Minor League deal with Colorado on Dec. 21, and received an invite to Major League Spring Training

2024

- Signed with the Charros de Jalisco of the Mexican League on April 4 ... registered a .401/.495/.597 slashline with seven homers and 54 RBI in 85 games
- Compiled 44 multi-hit performances with Charros de Jalisco
- Was 14-for-19 with four extra-base hits and nine RBI in a five-game span from April 19-24
- Signed a Minor League contract with Baltimore on Nov. 11



2023

- Signed a Minor League deal with Philadelphia on Jan. 12
 - Began the year with Triple-A Lehigh Valley, slashed .235/.330/.339 with seven doubles, four homers and 21 RBI in 52 contests
 - Hit a game-winning, two-run homer in the 10th inning on Opening Day at Rochester

- Released by Philadelphia on June 13, signed with the Mariachis de Guadalajara of the Mexican League six days later
 - In 40 games for Guadalajara, slashed .338/.415/.540 with four homers and 21 RBI

PERSONAL / MISCELLANEOUS INFORMATION

- Product of Puerto Rico's Baseball Academy High School, which was founded in 2001 ... other graduates include Carlos Correa and veteran catchers Christian Vazquez and Victor Caratini
 - Drafted by the Padres in the 29th round of the 2011 MLB Draft but opted to attend VCU
 - Was part of the Gurabo team who won the 16U Colt League World Series in 2010

- Born left-handed, but his father Alvin convinced him to become right-handed so he could play more positions in baseball
 - Flew home to Puerto Rico and trained during the COVID shutdown in 2020

Season	Level	League	Team	AVG	G	AB	R	H	2B	3B	HR	RBI	BB	IBB	SO	SB	CS	OBP	SLG	OPS	PA	HBP	SAC
2015	A(Short)	NWL	EUG	.188	11	32	2	6	2	0	0	3	1	0	6	1	1	.257	.250	.507	35	2	0
2015	A(Full)	MID	SB	.177	33	113	9	20	4	0	0	7	15	0	20	1	0	.271	.212	.483	129	0	0
2015	Minors	2 Leagues	2 Teams	.179	44	145	11	26	6	0	0	10	16	0	26	2	1	.268	.221	.489	164	2	0
2016	A(Short)	NWL	EUG	.429	4	14	2	6	0	0	0	5	3	0	2	2	0	.474	.429	.903	19	0	0
2016	A(Full)	MID	SB	.243	31	103	11	25	6	0	0	11	13	0	23	3	0	.339	.301	.640	120	2	2
2016	AAA	PCL	IOW	.278	14	18	7	5	0	0	0	1	7	0	4	0	1	.480	.278	.758	25	0	0
2016	Minors	3 Leagues	3 Teams	.267	49	135	20	36	6	0	0	17	23	0	29	5	1	.377	.311	.688	164	2	2
2017	A(Full)	MID	SB	.320	72	272	46	87	17	1	10	57	24	1	33	4	2	.371	.500	.871	305	0	6
2017	A(Adv)	CAR	MB	.274	45	157	19	43	6	0	1	15	16	1	31	0	2	.341	.331	.672	173	0	0
2017	Minors	2 Leagues	2 Teams	.303	117	429	65	130	23	1	11	72	40	2	64	4	4	.360	.438	.798	478	0	6
2018	A(Adv)	CAR	MB	.209	33	110	20	23	6	0	2	14	28	0	23	1	0	.369	.318	.687	141	1	0
2018	AA	SOU	TNS	.220	79	250	30	55	10	1	5	28	39	3	54	2	1	.330	.328	.658	296	3	2
2018	Minors	2 Leagues	2 Teams	.217	112	360	50	78	16	1	7	42	67	3	77	3	1	.343	.325	.668	437	4	2
2019	AA	SOU	TNS	.294	117	422	47	124	26	1	6	61	63	9	57	8	2	.386	.403	.789	498	5	1
2019	AAA	PCL	IOW	.320	12	25	7	8	1	1	1	4	6	1	5	0	0	.452	.560	1.012	31	0	0
2019	Minors	2 Leagues	2 Teams	.295	129	447	54	132	27	2	7	65	69	10	62	8	2	.390	.412	.802	529	5	1
2020	MLB	AL	DAK	.206	24	63	11	13	2	0	0	0	8	0	10	0	0	.296	.238	.534	71	0	0
2021	AAA	PCL	LV	.295	89	336	65	99	17	6	11	58	49	3	72	2	1	.389	.479	.868	393	5	0
2021	MLB	AL	DAK	.125	15	32	1	4	0	0	0	1	3	0	10	0	0	.200	.125	.325	37	0	2
2022	AAA	PCL	LV	.324	64	256	41	83	16	3	4	49	33	0	30	0	0	.401	.457	.858	292	1	0
2022	MLB	AL	DAK	.220	73	223	26	49	12	0	1	13	25	0	47	1	1	.300	.287	.587	253	2	0
2023	AAA	INT	LHV	.235	52	183	19	43	7	0	4	21	25	2	35	1	2	.330	.339	.669	213	2	1
2025	AAA	INT	NOR	.286	124	454	60	130	28	2	18	79	44	2	90	15	4	.347	.476	.823	505	1	0
2025	MLB	AL	BAL	.091	4	11	1	1	0	0	1	1	1	0	2	0	0	.167	.364	.531	12	0	0
Career	MLB	AL	2 Teams	.204	116	329	39	67	14	0	2	15	37	0	69	1	1	.286	.264	.550	373	2	2
Career	AAA	2 Leagues	4 Teams	.289	355	1272	199	368	69	12	38	212	164	8	236	18	8	.371	.452	.823	1459	9	1
Career	AA	SOU	KNX	.266	196	672	77	179	36	2	11	89	102	12	111	10	3	.365	.375	.740	794	8	3
Career	A+	CAR	MB	.247	78	267	39	66	12	0	3	29	44	1	54	1	2	.354	.326	.680	314	1	0
Career	A	MID	SB	.270	136	488	66	132	27	1	10	75	52	1	76	8	2	.341	.391	.732	554	2	8
Career	A(Short)	NWL	EUG	.261	15	46	4	12	2	0	0	8	4	0	8	3	1	.333	.304	.637	54	2	0
Career	Minors	6 Leagues	8 Teams	.276	780	2745	385	757	146	15	62	413	366	22	485	40	16	.362	.408	.770	3175	22	12





Jack Mahoney

RHP

Jack Murphy Mahoney

BATS	THROWS	HEIGHT	WEIGHT
RIGHT	RIGHT	6-3	205

BORN: August 13, 2001 **OPENING DAY AGE:** 24
BIRTHPLACE: Algonquin, IL **SCHOOL:** South Carolina
ACQUIRED: Selected by the Rockies in the 3rd round (77th overall) of the 2023 MLB Draft

QUICK HITS

- Fourth professional season, all with the Rockies organization
- Spent the entire 2025 season with Double-A Hartford ... registered a 5.93 ERA (104.2 IP, 69 ER) with an 81:46 K:BB ratio over 24 starts
- Played for the 2025 Salt River Rafters of the Arizona Fall League ... In five games, three starts, compiled a 5.74 ERA over 15.2 frames
- Threw a 9.0 inning, two-hit shutout on June 21, 2024, vs. Stockton, the first complete game in MiLB that season ... Earned California Pitcher of the Week after start (also won Pitcher of the Week on April 21, 2024)
- Selected by the Rockies in the third round of the 2023 MLB Draft (77th overall)
- Played three years at the University of South Carolina (2021-23), compiled a career 3.44 ERA over 117.2 innings and hit .150 over 20 at-bats and 48 games played
- D1baseball.com's SEC Extra's ALL-SEC Second-Team (2023)
- Perfect Game Freshman All-America Second-Team (2021)
- Underwent "Tommy John" surgery in May 2021, during the end of his freshman year at South Carolina ... Did not pitch in 2022 but played first and second base, tallying 16 at-bats

2025

- Spent the entire season with Double-A Hartford
- Registered a 5.93 ERA (104.2 IP, 69 ER) with an 81:46 K:BB ratio over 24 starts
- Played for the 2025 Salt River Rafters of the Arizona Fall League ... In five games, three starts, compiled a 5.74 ERA over 15.2 frames

2024

- Spent majority of year with Single-A Fresno but also saw action at High-A Spokane
- Began year with the Grizzlies and registered a 3.52 ERA (94.2 IP, 37 ER) with a 91:22 K:BB ratio over 17 starts
- Threw a 9.0 inning, two-hit shutout on June 21 vs. Stockton, the first complete game in MiLB that season ... Earned California Pitcher of the Week after start (also won Pitcher of the Week on April 21)
- Named California Pitcher of the Month for June
- Promoted to Spokane July 31 ... Over six games, five starts, recorded a 5.33 ERA (25.1 IP, 15 ER) with a 24:8 K:BB ratio
- Tallied a 23.2 inning scoreless streak over four starts from June 14-July 3

2023

- Selected by the Rockies in the third round of the 2023 MLB Draft (77th overall)
- Made just two appearances for the ACL Rockies, totaling 2.0 innings
- Made pro debut Aug. 14 vs. ACL Royals (1.0 IP, 0 H, 0 R, 2 K, 1 BB)

PERSONAL / MISCELLANEOUS INFORMATION

- Son of Tim and Shannon Mahoney
- His sister, Shea, was a gymnast at the University of Alabama (2017-20)
- Majored in Criminology and Criminal Justice at South Carolina
- 2021-23 SEC Spring Honor Roll
- Played baseball at St. Viator High School in Arlington Heights, IL ... was a career .315 hitter with 18 doubles, nine homers and 63 RBI while compiling a 12-5 ledger with 105 punchouts in 110.1 innings on the mound
- As a freshman, hit .342 and was 2-1 on the mound, helping St. Viator to a 3A state championship
- Perfect Game Preseason All-Central Region First Team (2020) ... Perfect Game Underclass All-America high honorable mention (2018 and 2019)
- Was ranked the No. 2 shortstop and No. 3 overall player in the state of Illinois in the 2020 class by Perfect Game
- Also played football and basketball at St. Viator
- South Carolina teammate Braylen Wimmer was also drafted by the Rockies in the 2023 MLB Draft (eighth round)



Season	Level	League	Team	W	L	ERA	G	GS	CG	SHO	SV	SVO	IP	H	R	ER	HR	HB	BB	IBB	SO	WHIP
2023	ROK	ACL	A-RCK	0	0	9.00	2	0	0	0	0	0	2.0	3	2	2	1	0	1	0	3	2.00
2024	A	CAL	FRE	5	6	3.52	17	17	1	1	0	0	94.2	87	40	37	6	3	22	0	91	1.15
2024	A+	NWL	SPO	1	1	5.33	6	5	0	0	0	0	25.1	28	15	15	4	2	8	0	24	1.42
2024	Minors	2 Leagues	2 Teams	6	7	3.90	23	22	1	1	0	0	120.0	115	55	52	10	5	30	0	115	1.21
2025	AA	EAS	HFD	3	10	5.93	24	24	0	0	0	0	104.2	129	71	69	11	7	46	0	81	1.67
Career	ROK	ACL	A-RCK	0	0	9.00	2	0	0	0	0	0	2.0	3	2	2	1	0	1	0	3	2.00
Career	AA	EAS	HFD	3	10	5.93	24	24	0	0	0	0	104.2	129	71	69	11	7	46	0	81	1.67
Career	A+	NWL	SPO	1	1	5.33	6	5	0	0	0	0	25.1	28	15	15	4	2	8	0	24	1.42
Career	A	CAL	FRE	5	6	3.52	17	17	1	1	0	0	94.2	87	40	37	6	3	22	0	91	1.15
Career	Minors	4 Leagues	4 Teams	9	17	4.88	49	46	1	1	0	0	226.2	247	128	123	22	12	77	0	199	1.43





Kyle McCann

C

Kyle Joseph McCann

BATS	THROWS	HEIGHT	WEIGHT
LEFT	RIGHT	6-2	217

BORN: December 2, 1997 OPENING DAY AGE: 28

BIRTHPLACE: Atlanta, GA SCHOOL: Georgia Tech

ACQUIRED: Signed by the Rockies to a Minor League contract on Feb. 2, 2026

QUICK HITS

- Seventh professional season, Rockies are his second organization (Athletics)
- Signed a Minor League deal with Colorado on Feb. 2, 2026
- Played 32 games with the Piratas de Campache of the Mexican League in 2025, slashed .319/.450/.611 with eight homers and 34 RBI in 32 games
- Released by the Athletics at the conclusion of 2025 Spring Training
- Spent the entire 2024 season on Oakland's active roster ... in 54 games, slashed .236/.318/.371 with four doubles, five home runs and 15 RBI
- Launched his first Major League homer on April 16, 2024, vs. St. Louis, a solo blast off Lance Lynn in the fifth inning
- Collected his first Major League hit on April 11, 2024, at Texas, a single off Jon Gray
- Made his Major League debut on March 30, 2024, vs. Cleveland, was 0-for-2 with two walks and an RBI
- Struck out 59 times in 157 plate appearances in 2024, his average of 2.66 plate appearances per punchout was fourth-lowest in the Majors that season (min 150 PA) and lowest in Athletics history (min 150 PA) surpassing Matt Chapman in 2020 (2.81)
- Selected in the fourth round of the 2019 MLB Draft by Oakland
- Played collegiately at Georgia Tech from 2017-2019 ... played first base his two seasons as Joey Bart was the starting catcher
- Moved to catcher for the 2019 season, was named to the All-ACC First Team and a Second Team All-American by Baseball America ... also one of three finalists for the Buster Posey Award (best catcher in Division I) along with Adley Rutschman and Eric Yang ... award ended up going to Rutschman
- Played for the Chatham Anglers of the Cape Cod League in 2018

2025

- Designated for assignment by the Athletics on Jan. 30 and sent outright to Triple-A Las Vegas six days later
- Released by the Athletics on March 23
- Signed with the Piratas de Campache of the Mexican League on May 9 ... slashed .319/.450/.611 with eight homers and 34 RBI in 32 games
- Homered in back-to-back contests on three instances: May 14-15 vs. Veracruz, May 27-28 vs. Yucatan, June 15 (at Monclova) and June 17 (vs. Jalisco, walk-off blast)

2024

- Earned the backup catcher's job with Oakland out of Spring Training, made the Opening Day roster
- Made his Major League debut on March 30 vs. Cleveland, was 0-for-2 with two walks and an RBI
- Collected his first Major League hit on April 11 at Texas, a single off Jon Gray
- Launched his first Major League homer on April 16 vs. St. Louis, a solo blast off Lance Lynn in the fifth inning
- In 54 games with the Athletics, slashed .236/.318/.371 with four doubles, five home runs and 15 RBI
- Spent the entire season on the active roster, one of six A's players to do so in 2024
- Struck out 59 times in 157 plate appearances, his average of 2.66 plate appearances per punchout was fourth-lowest in the Majors that season (min 150 PA) and lowest in Athletics history (min 150 PA) surpassing Matt Chapman in 2020 (2.81)
- Made all 41 of his starts with a right-handed pitcher on the mound for the opposition
- Clubbed a pinch-hit, two-run homer on July 6 vs. Baltimore off fellow catcher James McCann (no relation)

2023

- Played in 97 games with Triple-A Las Vegas, compiling a .270/.351/.474 slashline with 17 doubles, 17 homers and 57 RBI
- Had a trio of two-homer games: June 4 vs. El Paso, June 17 vs. Reno, Aug. 17 at Reno
- Recorded a season-high five RBI on May 25 at Tacoma
- Went 3-for-4 twice in a three-day span: May 25 and May 27, both at Tacoma
- Tied a career-high with four hits on July 20 at Salt Lake



PERSONAL / MISCELLANEOUS INFORMATION

- Son of Joe and Kim McCann
- His father, Joe, spent five years pitching in the Minor Leagues with the Mets and Reds organizations from 1989-1993
- Lettered for four years in baseball at Lambert High School (Georgia)
- Was a 2016 Perfect Game/Rawlings honorable mention All-American ... ranked as high as No. 43 nationally at catcher by Perfect Game in 2016

- Named the MVP for the Perfect Game WWBA National Championships in 2015, playing for the Yankees team that won the 18U Connie Mack World Series
- Was teammates with former Isotopes pitcher Xzavion Curry at Georgia Tech from 2017-19

Season	Level	League	Team	AVG	G	AB	R	H	2B	3B	HR	RBI	BB	IBB	SO	SB	CS	OBP	SLG	OPS	PA	HBP	SAC
2019	ROK	ACL	A-AGO	.400	5	20	10	8	2	2	2	7	5	0	6	0	0	.520	1.000	1.520	25	0	0
2019	A(Short)	NYP	VER	.192	55	198	23	38	7	1	7	25	25	1	81	0	0	.289	.343	.632	225	2	0
2019	Minors	2 Leagues	2 Teams	.211	60	218	33	46	9	3	9	32	30	1	87	0	0	.312	.404	.716	250	2	0
2021	AA	TEX	MID	.166	93	320	40	53	11	0	8	39	47	1	139	1	0	.283	.275	.558	375	6	0
2022	AA	TEX	MID	.238	98	370	61	88	18	0	20	65	53	0	144	2	0	.342	.449	.791	430	6	0
2022	AAA	PCL	LV	.167	7	24	4	4	2	0	1	1	3	0	9	0	0	.286	.375	.661	28	1	0
2022	Minors	2 Leagues	2 Teams	.234	105	394	65	92	20	0	21	66	56	0	153	2	0	.338	.444	.782	458	7	0
2023	AAA	PCL	LV	.270	97	344	58	93	17	1	17	57	38	0	125	3	0	.351	.474	.825	388	5	0
2024	MLB	AL	OAK	.236	54	140	13	33	4	0	5	15	16	1	59	0	0	.318	.371	.689	157	1	0
Career	ROK	ACL	A-ATH	.400	5	20	10	8	2	2	2	7	5	0	6	0	0	.520	1.000	1.520	25	0	0
Career	MLB	AL	ATH	.236	54	140	13	33	4	0	5	15	16	1	59	0	0	.318	.371	.689	157	1	0
Career	AAA	PCL	LV	.264	104	368	62	97	19	1	18	58	41	0	134	3	0	.346	.467	.813	416	6	0
Career	AA	TEX	MID	.204	191	690	101	141	29	0	28	104	100	1	283	3	0	.314	.368	.682	805	12	0
Career	A(Short)	NYP	VER	.192	55	198	23	38	7	1	7	25	25	1	81	0	0	.289	.343	.632	225	2	0
Career	Minors	4 Leagues	4 Teams	.223	355	1276	196	284	57	4	55	194	171	2	504	6	0	.323	.403	.726	1471	20	0





Bryce McGowan

RHP

Thomas Bryce McGowan

BATS	THROWS	HEIGHT	WEIGHT
RIGHT	RIGHT	6-1	205

BORN: March 20, 2000 **OPENING DAY AGE:** 26
BIRTHPLACE: Cary, NC **SCHOOL:** Charlotte
ACQUIRED: Selected by the Rockies in the 18th round (530th overall) of the 2021 MLB Draft

QUICK HITS

- Fifth professional season, all in the Rockies organization
- Spent each of the last two seasons with Double-A Hartford, pitching in 41 games in 2024 (4.12 ERA) and 46 contests in 2025 (4.09 ERA)
- Tied for second among all Double-A pitchers in games appeared in (87) since Opening Day in 2024
- Pitched for all five Rockies stateside Minor League affiliates in 2023, including one game in his Triple-A debut for Albuquerque
- Posted a 0.68 ERA (13.1 IP, 1 ER) with Single-A Fresno and 2.04 (17.2 IP, 4 ER) with High-A Spokane in 2023
- Made pro debut in 2021 with ACL Rockies; Pitched out of pen over four games and didn't allow a run helping lead the team to a championship
- Was an 18th round selection by Colorado in the 2021 MLB Draft from the University of Charlotte
- 2021 Conference USA First Team selection at Charlotte

2025

- Pitched in 46 games for Double-A Hartford, posting a 4.09 ERA (55.0 IP, 25 ER)
- Did not allow a run in his first six outings (6.1 IP)
- Compiled a 0.77 ERA (11.2 IP, 1 ER) in his final 10 appearances for the Yard Goats
- Promoted to Triple-A Albuquerque on Sept. 16, allowed four runs (two earned) in 1.0 IP over two games against Reno

2024

- Spent the entire campaign at Double-A Hartford, pitching to a 4.12 ERA (43.2 IP, 20 ER) in 41 appearances
- Allowed just two hits over eight outings in May (1.59 ERA in the month)

2023

- Appeared in at least one game for all five Rockies stateside minor league affiliates (ACL Rockies, Single-A Fresno, High-A Spokane, Double-A Hartford, Triple-A Albuquerque)
- Had a 0.68 ERA (13.1 IP, 1 ER) in 12 outings for Fresno and 2.04 mark (17.2 IP, 4 ER) in 14 contests with Spokane
- Pitched in one game for the Isotopes, allowing two hits and a run in one inning

PERSONAL / MISCELLANEOUS INFORMATION

- Parents are Brian and Pam ... has one brother, Dylan and one sister, Sydney
- Attended Cary High School near Raleigh, NC ... earned first team all-conference honors in his senior year

Season	Level	League	Team	W	L	ERA	G	GS	CG	SHO	SV	SVO	IP	H	R	ER	HR	HB	BB	IBB	SO	WHIP	
2021	ROK	ACL	A-RCK	0	0	0.00	4	0	0	0	0	0	4.0	1	0	0	0	1	2	0	4	0.75	
2022	A	CAL	FRE	2	0	7.44	30	0	0	0	0	0	32.2	38	31	27	3	5	33	0	39	2.17	
2023	ROK	ACL	A-RCK	0	0	9.00	1	0	0	0	0	1	2.0	4	2	2	0	0	0	0	2	2.00	
2023	A	CAL	FRE	0	0	0.68	12	0	0	0	2	2	13.1	8	2	1	0	1	6	0	16	1.05	
2023	A+	NWL	SPO	3	0	2.04	14	0	0	0	1	2	17.2	10	4	4	2	0	9	0	26	1.08	
2023	AA	EAS	HFD	0	1	8.04	15	0	0	0	0	1	15.2	22	16	14	2	0	14	0	20	2.30	
2023	AAA	PCL	ABQ	0	0	9.00	1	0	0	0	0	0	1.0	2	1	1	0	0	1	0	1	3.00	
2023	Minors	5 Leagues	5 Teams	3	1	3.99	43	0	0	0	3	6	49.2	46	25	22	4	1	30	0	65	1.53	
2024	AA	EAS	HFD	2	0	4.12	41	0	0	0	2	3	43.2	40	23	20	5	0	25	0	47	1.49	
2025	AA	EAS	HFD	2	2	4.09	46	0	0	0	3	5	55.0	52	28	25	3	4	27	1	55	1.44	
2025	AAA	PCL	ABQ	0	0	18.00	2	0	0	0	0	0	1.0	4	4	2	0	0	3	0	0	7.00	
2025	Minors	2 Leagues	2 Teams	2	2	4.34	48	0	0	0	3	5	56.0	56	32	27	3	4	30	1	55	1.54	
Career	ROK	ACL	A-RCK	0	0	3.00	5	0	0	0	0	0	1	6.0	5	2	2	0	1	2	0	6	1.17
Career	AAA	PCL	ABQ	0	0	13.50	3	0	0	0	0	0	2.0	6	5	3	0	0	4	0	1	5.00	
Career	AA	EAS	HFD	4	3	4.64	102	0	0	0	5	9	114.1	114	67	59	10	4	66	1	122	1.57	
Career	A+	NWL	SPO	3	0	2.04	14	0	0	0	1	2	17.2	10	4	4	2	0	9	0	26	1.08	
Career	A	CAL	FRE	2	0	5.48	42	0	0	0	2	2	46.0	46	33	28	3	6	39	0	55	1.85	
Career	Minors	5 Leagues	5 Teams	9	3	4.65	166	0	0	0	8	14	186.0	181	111	96	15	11	120	1	210	1.62	





Juan Mejia

RHP

Juan Manuel Mejia

BATS	THROWS	HEIGHT	WEIGHT
RIGHT	RIGHT	6-3	200

BORN: July 4, 2000 OPENING DAY AGE: 25

BIRTHPLACE: Santo Domingo, D.R.

ACQUIRED: Signed by Rockies as an international free agent May 5, 2017

QUICK HITS

- Ninth professional season, all with the Rockies org
- Split 2025 season between Triple-A Albuquerque and Colorado
- Appeared in 55 games for Rockies across three stints in his first Major League season, tied for the 10th most appearances by a rookie reliever in franchise history
- Recalled by Colorado from Triple-A Albuquerque as the 27th man of a doubleheader at Kansas City on April 24 ... made his Major League debut in Game 2 that day, allowing one unearned run on one hit with one strikeout ... optioned to Albuquerque following the game
- Held opponents to an 85.8 MPH average exit velocity, tied for the fifth-lowest among all pitchers (min. 200 BF)
- Recorded a 3.08 ERA (26.1 IP, 9 ER) through his final 24 outings of the season
- Over 10 games with Albuquerque in 2025, tallied a 4.73 ERA (13.1 IP, 7 ER) with a 22:6 K:BB ratio
- Spent the entire 2024 season with Double-A Hartford, tallying a 5.00 ERA (54.0 IP, 30 ER) with a 65:30 K:BB ratio over 47 games
- Added to Colorado's 40-man roster on Nov. 14, 2023
- Played for the Salt River Rafters of the Arizona Fall League in 2023; named a Fall Star
- Was a starter to begin his pro career, but has been used exclusively in relief since 2019

2025

- Split season between Triple-A Albuquerque and Colorado
- Appeared in 55 games for Rockies across three stints in his first Major League season, tied for the 10th most appearances by a rookie reliever in franchise history
- Recalled by Colorado from Triple-A Albuquerque as the 27th man of a doubleheader at Kansas City on April 24 ... made his Major League debut in Game 2 that day, allowing one unearned run on one hit with one strikeout ... optioned to Albuquerque following the game
- Served one more stint on the active roster April 28-May 11 before being recalled for good on May 22
- Held opponents to an 85.8 MPH average exit velocity, tied for the fifth-lowest among all pitchers (min. 200 BF)
- Recorded a 3.08 ERA (26.1 IP, 9 ER) through his final 24 outings of the season
- Earned his first career save on Aug. 17 vs. Arizona ... first career win on Aug. 31 vs. Chicago-NL
- Over 10 games with Albuquerque, tallied a 4.73 ERA (13.1 IP, 7 ER) with a 22:6 K:BB ratio
- Did not allow a run or hit over final seven appearances (10.2 IP) with Isotopes

2024

- Spent the entire season with Double-A Hartford, tallying a 5.00 ERA (54.0 IP, 30 ER) with a 65:30 K:BB ratio over 47 games
- Recorded a 1.15 ERA (15.2 IP, 2 ER) over his final 15 games of the year

2023

- Pitched in 48 contests between High-A Spokane and Double-A Hartford, registering a 5.06 ERA (58.2 IP, 33 ER)
- Struck out a combined 86 batters
- In 19 outings between June 23 and Aug. 22, posted a 1.13 ERA (24.0 IP, 3 ER)
- Pitched for the Salt River Rafters of the Arizona Fall League, allowing just two earned runs in 8.1 innings with 16 strikeouts
- Appeared in the AFL All-Star Game
- Added to the Rockies' 40-man roster on Nov. 14



Season	Level	League	Team	W	L	ERA	G	GS	CG	SHO	SV	SVO	IP	H	R	ER	HR	HB	BB	IBB	SO	WHIP
2017	ROK	DSL	D-RCK	3	1	2.84	16	1	0	0	0	1	31.2	24	19	10	3	1	11	0	27	1.11
2018	ROK	DSL	D-RCK	2	4	4.67	9	9	1	0	0	0	44.1	51	32	23	3	2	15	0	48	1.49
2018	ROK	DSL	D-COL	1	1	7.90	4	4	0	0	0	0	13.2	18	13	12	2	0	7	0	13	1.83
2018	ROK	DSL	2 Teams	3	5	5.43	13	13	1	0	0	0	58.0	69	45	35	5	2	22	0	61	1.57
2018	Minors	2 Leagues	2 Teams	3	5	5.43	13	13	1	0	0	0	58.0	69	45	35	5	2	22	0	61	1.57
2019	ROA	PIO	GJ	0	0	2.83	24	0	0	0	4	4	28.2	16	11	9	2	6	15	0	28	1.08
2021	A	CAL	FRE	3	5	4.82	43	1	0	0	8	12	46.2	44	27	25	2	8	23	0	66	1.44
2022	A	CAL	FRE	2	2	3.71	31	0	0	0	6	9	34.0	29	15	14	2	4	19	1	43	1.41
2022	A+	NWL	SPO	1	1	6.75	13	0	0	0	0	0	16.0	16	15	12	2	4	8	0	17	1.50
2022	Minors	2 Leagues	2 Teams	3	3	4.68	44	0	0	0	6	9	50.0	45	30	26	4	8	27	1	60	1.44
2023	A+	NWL	SPO	2	2	4.81	35	0	0	0	1	4	43.0	37	32	23	3	11	23	0	64	1.40
2023	AA	EAS	HFD	1	3	5.74	13	0	0	0	1	2	15.2	15	11	10	1	2	9	0	22	1.53
2023	Minors	2 Leagues	2 Teams	3	5	5.06	48	0	0	0	2	6	58.2	52	43	33	4	13	32	0	86	1.43
2024	AA	EAS	HFD	4	4	5.00	47	0	0	0	6	8	54.0	57	32	30	3	3	30	2	65	1.61
2025	AAA	PCL	ABQ	1	0	4.73	10	0	0	0	0	0	13.1	8	8	7	0	2	6	1	22	1.05
2025	MLB	NL	COL	2	2	3.96	55	0	0	0	1	4	61.1	52	34	27	6	6	25	1	68	1.26
Career	ROK	DSL	2 Teams	6	6	4.52	29	14	1	0	0	1	89.2	93	64	45	8	3	33	0	88	1.41
Career	MLB	NL	COL	2	2	3.96	55	0	0	0	1	4	61.1	52	34	27	6	6	25	1	68	1.26
Career	ROA	PIO	GJ	0	0	2.83	24	0	0	0	4	4	28.2	16	11	9	2	6	15	0	28	1.08
Career	AAA	PCL	ABQ	1	0	4.73	10	0	0	0	0	0	13.1	8	8	7	0	2	6	1	22	1.05
Career	AA	EAS	HFD	5	7	5.17	60	0	0	0	7	10	69.2	72	43	40	4	5	39	2	87	1.59
Career	A+	NWL	SPO	3	3	5.34	48	0	0	0	1	4	59.0	53	47	35	5	15	31	0	81	1.42
Career	A	CAL	FRE	5	7	4.35	74	1	0	0	14	21	80.2	73	42	39	4	12	42	1	109	1.43
Career	Minors	6 Leagues	7 Teams	20	23	4.62	245	15	1	0	26	40	341.0	315	215	175	23	43	166	4	415	1.41

Organization

2026 Isotopes

2025 In Review

Colorado Rockies

Opponents

Isotopes Records

ABQ Pro Baseball

History

Media Information





Ryan Miller

RHP

Ryan Robert Miller

BATS	THROWS	HEIGHT	WEIGHT
RIGHT	RIGHT	6-0	180

BORN: March 28, 1996

OPENING DAY AGE: 29

BIRTHPLACE: Sarasota, FL

ACQUIRED: Signed by the Rockies to a Minor League contract on Jan. 9, 2026

QUICK HITS

- Seventh professional season, Rockies are his sixth organization (Diamondbacks, Yankees, Red Sox, Angels, Tigers)
- Signed a Minor League deal with Colorado on Jan. 9, 2026
- In 176 Minor League appearances entering 2026, has 85 walks and 268 strikeouts in 275.0 innings
- Pitched in 37 games out of the bullpen for Triple-A Toledo in 2025 and compiled a 4.32 ERA (50.0 IP, 24 ER)
- Was released by the Tigers organization on Aug. 4, 2025
- Inked a Minor League deal with Detroit on Dec. 12, 2024
- Designated for assignment by the Angels on Nov. 7, 2024, and released five days later
- Made his Major League debut for the Angels on Aug. 27, 2024, at Detroit ... worked a perfect inning of relief, struck out Jake Rogers and Parker Meadows
- Spent a majority of the 2024 season at Triple-A Salt Lake, was 5-1 with a 2.45 ERA (62.1 IP, 17 ER) in 34 outings ... issued just 17 walks and recorded 61 strikeouts
- Earned PCL Pitcher of the Week for June 24-30, 2024, at Albuquerque, pitched twice in the series twirling a total of 6.1 scoreless frames with one hit allowed, one walk and seven strikeouts
- Selected in the Minor League phase of the Rule 5 Draft from Boston by Los Angeles (AL) on Dec. 6, 2023
- Made his first career start on Sept. 8, 2023, for Double-A Portland at Reading in the nightcap of a doubleheader, struck out all six batters he faced
- Selected in the Minor League phase of the Rule 5 Draft from New York (AL) by Boston on Dec. 7, 2022
- Pitched in the Frontier League in 2021 (Southern Illinois Miners) and began the 2022 season in the American Association of Professional Baseball (Sioux Falls Canaries) before the Yankees purchased his contract on May 19, 2022
- Was drafted in the sixth round of the 2018 MLB Draft by Arizona ... pitched for Low-A Hillsboro in 2018 and Single-A Kane County in 2019 before being released in 2020
- Played collegiately at State College of Florida (2016) and Clemson (2017-18)
- Won the Stowe Award in 2018, given annually to Clemson's most valuable pitcher ... finished that season 7-1 with a 2.51 ERA in 26 relief appearances

2025

- Pitched in 37 games out of the bullpen for Triple-A Toledo and compiled a 4.32 ERA (50.0 IP, 24 ER)
- Did not permit a run in 29 of 37 outings, but allowed five or more runs on three occasions
- Had two stretches of eight consecutive scoreless outings: May 15-June 10 (9.0 IP) and July 6-Aug. 2 (8.1 IP)
- Was released by the Tigers organization on Aug. 4

2024

- Spent a majority of the season at Triple-A Salt Lake, was 5-1 with a 2.45 ERA (62.1 IP, 17 ER) in 34 outings ... issued just 17 walks and recorded 61 strikeouts
- Worked 3.1 perfect innings of relief on June 30 at Albuquerque in the first game of a doubleheader
- Pitched twice in the series at Isotopes Park, twirling a total of 6.1 scoreless frames with one hit allowed, one walk and seven strikeouts ... earned PCL Pitcher of the Week
- Did not allow an earned run over his final five outings with the Bees (8.2 IP)
- Had his contract purchased by Los Angeles (AL) on Aug. 27 and made his Major League debut that evening at Detroit ... worked a perfect inning of relief, struck out Jake Rogers and Parker Meadows
- In 13 outings with the Angels, posted a 4.15 ERA (13.0 IP, 6 ER)
- Allowed his first two Major League homers on Sept. 21 at Houston, back-to-back blasts by Yordan Alvarez and Kyle Tucker
- Designated for assignment by the Angels on Nov. 7 and released five days later
- Signed a Minor League deal with Detroit on Dec. 12



2023

- Pitched in 41 games (one start) for Double-A Portland and finished 5-3 with a 4.03 ERA (60.1 IP, 27 ER)
 - Issued 19 walks compared to 67 strikeouts
 - Made his first career start on Sept. 8 at Reading in the nightcap of a doubleheader, struck out all six batters he faced

- Selected in the Minor League phase of the Rule 5 Draft by Los Angeles (AL) on Dec. 6

PERSONAL / MISCELLANEOUS INFORMATION

- Lettered multiple times in baseball at Venice High School, where he was coached by Craig Faulkner, a member of the Florida High School Athletic Hall of Fame
 - Was riding a ski lift in Salt Lake City when informed of his first call-up via phone call from Bees manager Keith Johnson

- Was contemplating retirement before the Yankees purchased his contract from the independent ball ranks in 2022

Season	Level	League	Team	W	L	ERA	G	GS	CG	SHO	SV	SVO	IP	H	R	ER	HR	HB	BB	IBB	SO	WHIP
2018	A(Short)	NWL	HIL	3	0	3.86	12	0	0	0	0	2	11.2	11	5	5	2	2	1	0	10	1.03
2019	A(Full)	MID	KC	4	6	3.62	27	0	0	0	0	0	54.2	60	27	22	7	6	17	0	36	1.41
2022	A+	SAL	HV	2	3	5.75	25	0	0	0	2	4	36.0	29	27	23	7	1	18	0	50	1.31
2023	AA	EAS	POR	5	3	4.03	41	1	0	0	2	5	60.1	63	30	27	8	4	19	0	67	1.36
2024	AAA	PCL	SL	5	1	2.45	34	1	0	0	0	0	62.1	48	21	17	7	5	14	0	61	0.99
2024	MLB	AL	LAA	0	1	4.15	13	0	0	0	0	1	13.0	13	7	6	2	0	8	2	11	1.62
2025	AAA	INT	TOL	2	1	4.32	37	0	0	0	2	4	50.0	39	25	24	8	0	16	1	44	1.10
Career	MLB	AL	LAA	0	1	4.15	13	0	0	0	0	1	13.0	13	7	6	2	0	8	2	11	1.62
Career	AAA	2 Leagues	2 Teams	7	2	3.28	71	1	0	0	2	4	112.1	87	46	41	15	5	30	1	105	1.04
Career	AA	EAS	POR	5	3	4.03	41	1	0	0	2	5	60.1	63	30	27	8	4	19	0	67	1.36
Career	A+	SAL	HV	2	3	5.75	25	0	0	0	2	4	36.0	29	27	23	7	1	18	0	50	1.31
Career	A	MID	KC	4	6	3.62	27	0	0	0	0	0	54.2	60	27	22	7	6	17	0	36	1.41
Career	A(Short)	NWL	HIL	3	0	3.86	12	0	0	0	0	2	11.2	11	5	5	2	2	1	0	10	1.03
Career	Minors	6 Leagues	6 Teams	21	14	3.86	176	2	0	0	6	15	275.0	250	135	118	39	18	85	1	268	1.22





Benny Montgomery

OF

Benjamin Dennis Montgomery

BATS	THROWS	HEIGHT	WEIGHT
RIGHT	RIGHT	6-5	200

BORN: September 9, 2002 **OPENING DAY AGE:** 23
BIRTHPLACE: Paoli, PA **SCHOOL:** Red Land HS
ACQUIRED: Selected by the Rockies in the 1st round (8th overall) of the 2021 MLB Draft

QUICK HITS

- Sixth professional season, all with the Rockies organization
- In 86 games with Double-A Hartford in 2025, slashed .201/.274/.263 with eight doubles, four homers and 36 RBI
- Played only 11 games for Double-A Hartford in 2024 after undergoing left shoulder surgery May 7, 2024 (injured left shoulder on a dive in the outfield) ... Went 13-for-46 with two homers and four doubles
- Played for the 2023 Salt River Rafter of the Arizona Fall League
- Named to the 2023 All-Arizona Fall League team and to the Rising Stars team
- California League Player of the Month for Sept. 2022 with Single-A Fresno
- Collected a hit in his pro debut Aug. 6, 2021, with ACL Rockies
- 2021 Pennsylvania Gatorade Player of the Year
- Committed to play collegiately at the University of Virginia as a high school sophomore ... Had offers from Stanford, Duke and North Carolina
- Played in the 2020 Perfect Game All-America game and won the home run derby the day before
- Signed with the Rockies for a \$5 million bonus

2025

- In 86 games with Double-A Hartford, slashed .201/.274/.263 with eight doubles, four homers and 36 RBI
- Was on the Injured List from May 29-June 14
- Had a trio of three-hit games: May 27 vs. New Hampshire, July 19 vs. Somerset, Aug. 7 at Altoona

2024

- Played only 11 games for Double-A Hartford after undergoing left shoulder surgery May 7, 2024 (injured left shoulder on a dive in the outfield) ... Went 13-for-46 with two homers and four doubles
- Added 25 pounds to his frame since the end of 2023
- Played for Leones de Ponce of the Puerto Rican Winter League ... Slashed .254/.329/.324 with three doubles and a triple in 19 games

2023

- Spent the entire year with High-A Fresno, slashing .251/.336/.370 with 18 doubles, two triples, 10 homers, 51 RBI and 18 steals in 23 attempts
- Recorded a career-high 13-game hitting streak from April 14-28, slashing .396/.439/.528 with two doubles, a triple, one homer and six RBI ... Tied for the 7th longest hit streak in the Northwest League
- Hit .333 in April and July, but hit .183, .165 and .206 in May, August and September, respectively
- Struck out three-plus times in 14 games compared to collecting nine three-plus hit contests

PERSONAL / MISCELLANEOUS INFORMATION

- Led Red Land High School to the AAAAAA Pennsylvania baseball state title as a sophomore in 2019 and as a senior in 2021

Season	Level	League	Team	AVG	G	AB	R	H	2B	3B	HR	RBI	BB	IBB	SO	SB	CS	OBP	SLG	OPS	PA	HBP	SAC
2021	ROK	ACL	A-RCK	.340	14	47	7	16	0	1	0	6	5	0	9	5	1	.404	.383	.787	52	0	0
2022	ROK	ACL	A-RCK	.273	6	22	3	6	1	1	0	2	0	0	6	0	0	.273	.409	.682	22	0	0
2022	A	CAL	FRE	.313	56	233	48	73	20	3	6	42	21	0	71	9	1	.394	.502	.896	264	10	0
2022	Minors	2 Leagues	2 Teams	.310	62	255	51	79	21	4	6	44	21	0	77	9	1	.385	.494	.879	286	10	0
2023	A+	NWL	SPO	.251	109	438	62	110	18	2	10	51	52	0	135	18	5	.336	.370	.706	497	5	0
2024	AA	EAS	HFD	.283	11	46	8	13	4	0	2	10	2	0	20	3	0	.313	.500	.813	48	0	0
2025	AA	EAS	HFD	.201	86	319	34	64	8	0	4	36	31	0	129	6	5	.274	.263	.537	355	2	1
Career	ROK	ACL	A-RCK	.319	20	69	10	22	1	2	0	8	5	0	15	5	1	.365	.391	.756	74	0	0
Career	AA	EAS	HFD	.211	97	365	42	77	12	0	6	46	33	0	149	9	5	.279	.293	.572	403	2	1
Career	A+	NWL	SPO	.251	109	438	62	110	18	2	10	51	52	0	135	18	5	.336	.370	.706	497	5	0
Career	A	CAL	FRE	.313	56	233	48	73	20	3	6	42	21	0	71	9	1	.394	.502	.896	264	10	0
Career	Minors	4 Leagues	4 Teams	.255	282	1105	162	282	51	7	22	147	111	0	370	41	12	.331	.374	.705	1238	17	1





Parker Mushinski

LHP

Parker Allen Mushinski

BATS	THROWS	HEIGHT	WEIGHT
LEFT	LEFT	6-0	225

BORN: November 22, 1995 OPENING DAY AGE: 30
 BIRTHPLACE: Arlington, TX SCHOOL: Texas Tech
 ACQUIRED: Signed by the Rockies to a Minor League contract on Nov. 21, 2025

QUICK HITS

- Ninth professional season, Rockies are his third organization (Astros and Guardians)
- Signed by Rockies as a Minor League free agent on Nov. 21, 2025
- Spent the entire 2025 campaign with Triple-A Columbus, tallying a 3.78 ERA (50.0 IP, 21 ER) with a 66:33 K:BB ratio over 46 games
- Between 2022-24, had 10 stints on Houston's roster, registering a 5.45 ERA (33.0 IP, 20 ER) with a 26:12 K:BB ratio
- Had his contract selected by Houston on April 16, 2022, and made MLB debut following day at Seattle, tossing a scoreless frame ... struck out Eugenio Suarez, the first batter he faced
- Honored as a 2019 MiLB.com Organizational All-Star
- Named a 2018 Midwest League Mid-Season All-Star while with Quad Cities, recording a 2.33 ERA (89 IP, 23 ER) with 114 strikeouts
- Originally drafted by the Astros in the seventh round of the 2017 MLB Draft ... Texas Tech's highest draft pick in 2017
- Played three years at Texas Tech (2015-17) ... Recorded a career 5-3 record with 83 strikeouts over 69 games
- Tallied a 2.15 ERA his junior season (2017), was 10th lowest at Texas Tech since 1974
- Helped the Raiders to a Big 12 Championship and College World Series appearance in 2016, the club's second CWS in three years

2025

- Spent the entire campaign with Triple-A Columbus, tallying a 3.78 ERA (50.0 IP, 21 ER) with a 66:33 K:BB ratio over 46 games
- Recorded a 1.04 ERA over 8.2 innings and eight appearances in May
- Signed by Rockies as a Minor League free agent on Nov. 21, 2025

2024

- Made Houston's Opening Day roster, but split time between Astros and Triple-A Sugar Land
- Appeared in 10 games for the Astros across three stints, recording a 6.55 ERA (11.0 IP, 8 ER)
- Over 44 games with the Space Cowboys, tallied a 2-1 record with a 5.44 ERA (44.2 IP, 27 ER)
- Was designated for assignment on Sept. 6 before being outrighted to minors on Sept. 8, earning free agency at the end of the year
- Signed as a Minor League free agent by the Guardians on Nov. 9 with an invite to Spring Training

2023

- Began year on MLB IL with lumbar spine muscle spasms ... Activated May 22 and optioned to Sugar Land
- Over 14 appearances with Astros, recorded a 5.52 ERA (14.2 IP, 9 ER) in four stints
- Registered a 3.00 ERA over his first 10 games with Houston
- Spent majority of year with Sugar Land, tallying a 2.84 ERA (31.2 IP, 10 ER) and a .198 batting average against in 32 games
- 12th lowest ERA in the PCL among hurlers with at least 30 innings

PERSONAL / MISCELLANEOUS INFORMATION

- Son of Allen and Karen Mushinski
- Has two brothers, Austin and Connor
- A four-year letterwinner at Argyle High School for head coach Rickey Griffin
- As a senior, batted .382 with nine homers and a 2.10 ERA with 98 strikeouts in 51 innings
- District Most Valuable Player and All-State as a senior
- Ranked as Perfect Game's No. 1 high school left-handed pitcher in Texas and No. 20 in nation
- Played for the Washington Nationals Area Code Team in 2013
- Chose Texas Tech over Oklahoma State, Arkansas, TCU, Oklahoma, Wichita State and Baylor



Season	Level	League	Team	W	L	ERA	G	GS	CG	SHO	SV	SVO	IP	H	R	ER	HR	HB	BB	IBB	SO	WHIP
2017	A(Short)	NYP	TRI	3	1	3.60	13	3	0	0	0	0	30.0	22	14	12	1	4	19	0	40	1.37
2018	A(Full)	MID	QC	4	2	2.33	27	12	0	0	2	4	89.0	62	27	23	4	5	45	1	114	1.20
2019	ROK	FCL	G-AST	0	0	7.71	3	2	0	0	0	0	4.2	8	4	4	0	1	2	0	7	2.14
2019	A(Short)	NYP	TRI	0	1	7.71	2	2	0	0	0	0	4.2	6	5	4	0	0	3	0	4	1.93
2019	A(Adv)	CAR	FAY	0	1	3.76	11	9	0	0	1	1	52.2	47	27	22	4	1	16	0	63	1.20
2019	Minors	3 Leagues	3 Teams	0	2	4.35	16	13	0	0	1	1	62.0	61	36	30	4	2	21	0	74	1.32
2021	AA	TEX	CC	0	4	3.78	15	9	0	0	1	1	52.1	52	30	22	3	1	20	0	66	1.38
2021	AAA	PCL	SUG	0	0	2.84	8	1	0	0	0	0	12.2	14	7	4	3	0	3	0	18	1.34
2021	Minors	2 Leagues	2 Teams	0	4	3.60	23	10	0	0	1	1	65.0	66	37	26	6	1	23	0	84	1.37
2022	AAA	PCL	SUG	2	2	2.66	38	0	0	0	1	40.2	28	17	12	3	3	19	0	41	1.16	
2022	MLB	AL	HOU	0	0	3.68	7	0	0	0	0	0	7.1	5	3	3	0	1	3	0	8	1.09
2023	AAA	PCL	SUG	3	1	2.84	32	0	0	0	0	0	31.2	22	11	10	2	3	11	0	39	1.04
2023	MLB	AL	HOU	0	0	5.52	14	0	0	0	0	0	14.2	19	9	9	5	4	4	0	15	1.57
2024	AAA	PCL	SUG	2	1	5.44	44	0	0	0	0	0	44.2	45	29	27	4	7	25	0	55	1.57
2024	MLB	AL	HOU	0	0	6.55	10	0	0	0	0	0	11.0	11	10	8	1	1	5	0	3	1.45
2025	AAA	INT	CDL	6	5	3.78	46	0	0	0	7	11	50.0	43	24	21	2	1	33	2	66	1.52
Career	ROK	FCL	F-AST	0	0	7.71	3	2	0	0	0	0	4.2	8	4	4	0	1	2	0	7	2.14
Career	MLB	AL	HOU	0	0	5.45	31	0	0	0	0	0	33.0	35	22	20	6	6	12	0	26	1.42
Career	AAA	2 Leagues	2 Teams	13	9	3.71	168	1	0	0	7	12	179.2	152	88	74	14	14	91	2	219	1.35
Career	AA	TEX	CC	0	4	3.78	15	9	0	0	1	1	52.1	52	30	22	3	1	20	0	66	1.38
Career	A+	CAR	FAY	0	1	3.76	11	9	0	0	1	1	52.2	47	27	22	4	1	16	0	63	1.20
Career	A	MID	QC	4	2	2.33	27	12	0	0	2	4	89.0	62	27	23	4	5	45	1	114	1.20
Career	A(Short)	NYP	TRI	3	2	4.15	15	5	0	0	0	0	34.2	28	19	16	1	4	22	0	44	1.44
Career	Minors	7 Leagues	7 Teams	20	18	3.51	239	38	0	0	11	18	413.0	349	195	161	26	26	196	3	513	1.32





Carson Palmquist

LHP

Carson James Palmquist

BATS	THROWS	HEIGHT	WEIGHT
LEFT	LEFT	6-3	185

BORN: October 17, 2000 **OPENING DAY AGE:** 25
BIRTHPLACE: Fort Myers, FL **SCHOOL:** Miami
ACQUIRED: Selected by the Rockies in the 3rd round (88th overall) of the 2022 MLB Draft

QUICK HITS

- Fifth professional season, all with the Rockies org
- Made his Major League debut on May 16, 2025, at Arizona ... started and took the loss after allowing five runs in 4.0 innings
- In nine games (seven starts) for Colorado in 2025, pitched to an 8.91 ERA (34.1 IP, 34 ER) while surrendering 10 home runs
- His 94 strikeouts in 2025 rank sixth-most for a left-handed pitcher in a season in Isotopes history
- Transitioned to the bullpen for his final 18 appearances of the 2025 season, first time pitching in relief since his first pro inning in 2022
- Promoted to Triple-A Albuquerque Aug. 3, 2024, and made his Triple-A debut that night at Las Vegas (3.2 IP, 7 H, 6 R, 1 HR, 5 BB, 6 K)
- Started nine games with the Isotopes in 2024, pitching to a 5.86 ERA (35.1 IP, 23 ER) with a 31:27 K:BB ratio

- 2023 Northwest League Post-Season All-Star
- 2023 MiLB.com Organizational All-Star
- Third round selection by Colorado in the 2022 First-Year Player Draft from the University of Miami
- Participated in the Draft Combine in San Diego in 2022
- Was a starter in 2022 for the Hurricanes, finished 9-4 with a 3.54 ERA; registered 118 strikeouts in 84 frames
- Was Miami's closer in 2021, 14 saves were third most in D1 college baseball
- Struck out 75 batters and walked only eight over 44.2 innings in 2021
- Received 16 post-season awards/honors from various publications in 2021; including USA Baseball National Collegiate Team, Perfect Game All-America (First Team), All-ACC First Team and NCWBA Stopper of the Year finalist

2025

- Split the season between Triple-A Albuquerque and Colorado
- Posted a 4.64 ERA (77.2 IP, 40 ER) in 26 games (10 starts) with the Isotopes
- Had back-to-back quality starts May 3 (vs. Salt Lake) and May 9 (at OKC), first Albuquerque pitcher to accomplish the feat since Tanner Gordon in 2023
- Contract was purchased by the Rockies on May 16, made his Major League debut that night at Arizona ... started and took the loss after allowing five runs in 4.0 innings
- In nine games (seven starts) for Colorado, pitched to an 8.91 ERA (34.1 IP, 34 ER) while surrendering 10 home runs
- Allowed at least three runs in seven of nine outings with the Rockies

- Had three stints with Colorado and four stints with Albuquerque
- Transitioned to the bullpen for his final 18 appearances of the season, beginning with a perfect 2.0 inning stint on July 22 at Salt Lake with four strikeouts
- Had not pitched in relief since tossing one inning in his professional debut in 2022
- Did not allow a run over his final five outings, spanning 8.2 innings
- His 94 strikeouts rank sixth-most for a left-handed pitcher in a season in Isotopes history

2024

- Began year with Double-A Hartford and compiled a 3.17 ERA (82.1 IP, 29 ER) with a 113:33 K:BB ratio over 18 starts
- Didn't allow a run over first three starts with Hartford (16 IP)
- Recorded a career-high 13 punchouts July 5 vs. Binghamton
- Promoted to Triple-A Albuquerque August 3, made Triple-A debut that night at Las Vegas (3.2 IP, 7 H, 6 R, 1 HR, 5 BB, 6 K)

- Started nine games with the Isotopes, pitching to a 5.86 ERA (35.1 IP, 23 ER) with a 31:27 K:BB ratio
- Hurled two starts of 5.0+ IP and one run allowed (August 15 at Round Rock and August 22 at Sugar Land)

2023

- Began the season with High-A Spokane and was one of their most reliable starters, compiling a 7-2 record and 3.73 ERA (70.0 IP, 29 ER) in 15 outings
- Recorded 106 punchouts in 70 innings for Spokane
- Had 10 strikeouts on four occasions: June 13 vs. Eugene, June 28 at Vancouver, July 29 at Eugene, Aug. 12 vs. Hillsboro
- Promoted to Double-A Hartford and made four starts with the Yard Goats, posting a 4.43 ERA (22.1 IP, 11 ER)

- Three of four starts for Hartford were outstanding: Aug. 24 at Somerset (7.0 IP, 0 ER); Sept. 7 vs. Binghamton (7.0 IP, 2 ER) and Sept. 15 at Portland (6.0 IP, 1 ER)
- Double-A Numbers were skewed due to allowing eight runs vs. Richmond on Aug. 31
- Northwest League Post-Season All-Star
- MiLB.com Organizational All-Star



PERSONAL / MISCELLANEOUS INFORMATION

- Parents are Cindy and Chris Palmquist, has a brother, Cody - Did not allow an earned run and struck out 106 batters across 60.2 innings, was scouted by Major League teams but was not selected in the 2019 draft

- Majored in criminal justice

- Attended Riverdale High School in Fort Myers

Season	Level	League	Team	W	L	ERA	G	GS	CG	SHO	SV	SVO	IP	H	R	ER	HR	HB	BB	IBB	SO	WHIP
2022	ROK	ACL	A-RCK	0	0	0.00	1	0	0	0	0	0	1.0	0	0	0	0	0	2	0	1	2.00
2023	A+	NWL	SPO	7	2	3.73	15	15	0	0	0	0	70.0	61	33	29	9	9	28	0	106	1.27
2023	AA	EAS	HFD	0	2	4.43	4	4	1	0	0	0	22.1	19	11	11	4	1	9	0	28	1.25
2023	Minors	2 Leagues	2 Teams	7	4	3.90	19	19	1	0	0	0	92.1	80	44	40	13	10	37	0	134	1.27
2024	AA	EAS	HFD	6	4	3.17	18	18	0	0	0	0	82.1	59	35	29	7	6	33	0	113	1.12
2024	AAA	PCL	ABQ	1	4	5.86	9	9	0	0	0	0	35.1	38	24	23	8	1	27	0	31	1.84
2024	Minors	2 Leagues	2 Teams	7	8	3.98	27	27	0	0	0	0	117.2	97	59	52	15	7	60	0	144	1.33
2025	AAA	PCL	ABQ	4	5	4.64	26	10	0	0	0	0	77.2	62	43	40	7	8	42	0	94	1.34
2025	MLB	NL	COL	0	4	8.91	9	7	0	0	0	0	34.1	45	35	34	10	3	25	0	27	2.04
Career	ROK	ACL	A-RCK	0	0	0.00	1	0	0	0	0	0	1.0	0	0	0	0	0	2	0	1	2.00
Career	MLB	NL	COL	0	4	8.91	9	7	0	0	0	0	34.1	45	35	34	10	3	25	0	27	2.04
Career	AAA	PCL	ABQ	5	9	5.02	35	19	0	0	0	0	113.0	100	67	63	15	9	69	0	125	1.50
Career	AA	EAS	HFD	6	6	3.44	22	22	1	0	0	0	104.2	78	46	40	11	7	42	0	141	1.15
Career	A+	NWL	SPO	7	2	3.73	15	15	0	0	0	0	70.0	61	33	29	9	9	28	0	106	1.27
Career	Minors	4 Leagues	4 Teams	18	17	4.12	73	56	1	0	0	0	288.2	239	146	132	35	25	141	0	373	1.32





Luis Peralta

LHP

Luis David Peralta

BATS	THROWS	HEIGHT	WEIGHT
LEFT	LEFT	5-11	170

BORN: *January 6, 2001* OPENING DAY AGE: 25
 BIRTHPLACE: *Moca, D.R.* SCHOOL: -
 ACQUIRED: *Traded to the Rockies from the Pirates in exchange for LHP Jalen Beeks on July 29, 2024*

QUICK HITS

- Eighth professional season, Rockies are his second organization (Pirates)
- Made the Rockies 2025 Opening Day roster for the first time ... optioned to Albuquerque on April 20, 2025 ... recalled for the second time on Aug. 17, 2025, and remained with Colorado through the remainder of the season
- In 22 games with the Rockies in 2025, registered a 9.47 ERA (19.0 IP, 20 ER) with a 16:18 K:BB ratio
- Did not allow an earned run in 13 of 22 outings with Colorado in 2025 ... three or more earned runs allowed four times
- In 34 games with Albuquerque, went 1-4 with a 9.09 ERA (34.2 IP, 35 ER), 28 walks and 51 strikeouts ... led the Isotopes with 13.2 SO/9 (min. 30.0 IP)
- Pitched at four levels in 2024: High-A (Greensboro), Double-A (Altoona and Hartford), Triple-A (Albuquerque) and MLB (Colorado) ... Combined for a 0.94 ERA across 47.2 Minor League innings with a 75:21 K:BB ratio and .154 BAA, his first season as a full-time reliever
- Had his contract selected by the Rockies on August 23, 2024, his first time on a Major League roster
- Made his Major League debut on Aug. 24, 2024, at New York (AL), throwing 1.2 scoreless innings with two strikeouts ... First reliever in franchise history to toss at least 1.2 innings with no hits or walks and two or more strikeouts in their debut

2025

- Split season between Triple-A Albuquerque and Colorado
- Made the Rockies Opening Day roster for the first time ... optioned to Albuquerque on April 20 ... recalled for the second time on Aug. 17 and remained with Colorado through the remainder of the season
- In 22 games with the Rockies, registered a 9.47 ERA (19.0 IP, 20 ER) with a 16:18 K:BB ratio
- On the 15-day injured list Sept. 11-24 with left hip inflammation

- Third visiting pitcher ever to toss at least 1.2 innings with no hits or walks and two strikeouts in their debut in the Bronx, joining the Royals' Brandon Finnegan (2014) and the Mets' Jaime Cerda (2002)
- Talled a 13-game scoreless streak to begin his career, the longest by a Rockie to start career in franchise history, surpassing Ramon Ramirez (2016)
- Tied Victor Cruz (1978, Toronto) for most consecutive scoreless appearances by a Dominican born baseball player to start Major League career
- Over 15 games with the Rockies in 2024, tallied a 0.73 ERA (12.1 IP, 1 ER) with a 14:5 K:BB ratio and .175 BAA
- Promoted to Triple-A Albuquerque August 20, 2024, tossing a scoreless inning in his lone appearance with the Isotopes in 2024
- Named to the 2024 All-MiLB Prospect Second Team
- Traded to the Rockies from the Pirates in exchange for LHP Jalen Beeks July 29, 2024
- Made stateside debut in 2021 with the ACL Pirates, pitching to a 3.41 ERA (29.0 IP, 11 ER)
- Made pro debut June 4, 2018, with the Dominican Summer League Pirates, tossing 2.2 innings and allowing three runs on two hits, one homer and three walks
- Originally signed by Pittsburgh as an international free agent on July 3, 2017, as a 16-year-old out of Moca, Dominican Republic
- Is the younger brother of Mets pitcher Freddy Peralta

- Did not allow an earned run in 13 of 22 outings ... three or more earned runs allowed four times
- Earned his first career win on March 29 at Tampa Bay (0.2,0,0,0,1,1) ... career high three strikeouts on Aug. 18 vs. Los Angeles-NL
- In 34 games with Albuquerque, went 1-4 with a 9.09 ERA (34.2 IP, 35 ER), 28 walks and 51 strikeouts ... led the Isotopes with 13.2 SO/9 (min. 30.0 IP)



2024

- Pitched at four levels in 2024: High-A (Greensboro), Double-A (Altoona and Hartford), Triple-A (Albuquerque) and MLB (Colorado) ... Combined for a 0.94 ERA across 47.2 Minor League innings with a 75:21 K:BB ratio and .154 BAA, his first season as a full-time reliever
- Had his contract selected by the Rockies on August 23, his first time on a Major League roster
- Made his Major League debut on Aug. 24 at New York (AL), throwing 1.2 scoreless innings with two strikeouts ... First reliever in franchise history to toss at least 1.2 innings with no hits or walks and two or more strikeouts in their debut
- Third visiting pitcher ever to toss at least 1.2 innings with no hits or walks and two strikeouts in their debut in the Bronx, joining the Royals' Brandon Finnegan (2014) and the Mets' Jaime Cerda (2002)
- Tallied a 13-game scoreless streak to begin his career, the longest by a Rockie to start career in franchise history, surpassing Ramon Ramirez (2016)

- Tied Victor Cruz (1978, Toronto) for most consecutive scoreless appearances by a Dominican born baseball player to start Major League career (13 games)
- Over 15 games with the Rockies, tallied a 0.73 ERA (12.1 IP, 1 ER) with a 14:5 K:BB ratio and .175 BAA
- Named to the 2024 All-MiLB Prospect Second Team
- Began the year with High-A Greensboro, pitching to a 0.60 ERA (30.0 IP, 2 ER) with a 50:15 K:BB ratio over 19 games
- Promoted to Double-A Altoona June 25 ... In seven appearances with the Curve, recorded a 1.86 ERA (9.2 IP, 2 ER)
- Traded to the Rockies from the Pirates in exchange for LHP Jalen Beeks July 29, 2024
- Assigned to Double-A Hartford after trade ... Appeared in five games for the Yard Goats (7.0 IP, 1 ER)
- Promoted to Triple-A Albuquerque August 20, 2024, tossing a scoreless inning in his lone appearance with the Isotopes

2023

- Spent the entire year with Single-A Bradenton, tallying a 4.96 ERA (52.2 IP, 29 ER) over 23 games (nine starts)
- Made two starts to begin the year but did not start again until June 22 Made five starts in a seven-game stretch

- Did not throw more than 4.0 innings in any start or relief appearance

Season	Level	League	Team	W	L	ERA	G	GS	CG	SHO	SV	SVO	IP	H	R	ER	HR	HB	BB	IBB	SO	WHIP
2018	ROK	DSL	D-PIZ	3	4	5.63	19	4	0	0	1	2	48.0	48	30	30	2	4	26	0	62	1.54
2019	ROK	DSL	D-PII	2	2	2.01	14	6	0	0	1	1	40.1	35	13	9	3	2	16	0	34	1.26
2021	ROK	FCL	F-PIB	0	3	2.81	8	6	0	0	0	0	25.2	16	12	8	1	3	14	0	31	1.17
2021	ROK	FCL	F-PIG	0	0	8.10	1	1	0	0	0	0	3.1	4	3	3	0	0	4	0	5	2.40
2021	ROK	FCL	2 Teams	0	3	3.41	9	7	0	0	0	0	29.0	20	15	11	1	3	18	0	36	1.31
2021	Minors	2 Leagues	2 Teams	0	3	3.41	9	7	0	0	0	0	29.0	20	15	11	1	3	18	0	36	1.31
2022	A	FSL	BRD	0	7	6.41	19	18	0	0	0	0	60.1	57	43	43	9	9	44	0	97	1.67
2023	A	FSL	BRD	0	3	4.96	23	9	0	0	1	2	52.2	45	35	29	4	5	35	0	67	1.52
2024	A+	SAL	GBO	4	0	0.60	19	0	0	0	3	3	30.0	12	3	2	0	1	15	0	50	0.90
2024	AA	EAS	ALT	0	0	1.86	7	0	0	0	2	3	9.2	9	2	2	1	1	3	0	14	1.24
2024	AA	EAS	HFD	3	0	1.29	5	0	0	0	0	0	7.0	4	1	1	1	1	2	0	10	0.86
2024	AAA	PCL	ABQ	0	0	0.00	1	0	0	0	0	0	1.0	0	0	0	0	0	1	0	1	1.00
2024	MLB	NL	COL	0	0	0.73	15	0	0	0	0	0	12.1	7	1	1	0	2	5	0	14	0.97
2024	AA	EAS	2 Teams	3	0	1.62	12	0	0	0	2	3	16.2	13	3	2	2	2	5	0	24	1.08
2024	Minors	4 Leagues	4 Teams	7	0	0.94	32	0	0	0	5	6	47.2	25	6	5	2	3	21	0	75	0.97
2025	AAA	PCL	ABQ	1	4	9.09	34	0	0	0	0	3	34.2	46	40	35	6	3	28	0	51	2.13
2025	MLB	NL	COL	1	3	9.47	22	0	0	0	0	3	19.0	26	22	20	6	2	18	0	16	2.32
Career	ROK	2 Leagues	4 Teams	5	9	3.84	42	17	0	0	2	3	117.1	103	58	50	6	9	60	0	132	1.39
Career	MLB	NL	COL	1	3	6.03	37	0	0	0	0	3	31.1	33	23	21	6	4	23	0	30	1.79
Career	AAA	PCL	ABQ	1	4	8.83	35	0	0	0	0	3	35.2	46	40	35	6	3	29	0	52	2.10
Career	AA	EAS	2 Teams	3	0	1.62	12	0	0	0	2	3	16.2	13	3	3	2	2	5	0	24	1.08
Career	A+	SAL	GBO	4	0	0.60	19	0	0	0	3	3	30.0	12	3	2	0	1	15	0	50	0.90
Career	A	FSL	BRD	0	10	5.73	42	27	0	0	1	2	113.0	102	78	72	13	14	79	0	164	1.60
Career	Minors	6 Leagues	9 Teams	13	23	4.66	150	44	0	0	8	14	312.2	276	182	162	27	29	188	0	422	1.48





Roc Riggio

INF

Roc Jack Riggio

BATS	THROWS	HEIGHT	WEIGHT
LEFT	RIGHT	5-9	180

BORN: June 11, 2002 **OPENING DAY AGE:** 23
BIRTHPLACE: Tarzana, CA **SCHOOL:** Oklahoma State
ACQUIRED: Traded to the Rockies from the Yankees along with LHP Ben Shields in exchange for RHP Jake Bird on July 31, 2025

QUICK HITS

- Fourth professional season, Rockies are his second organization
- Acquired by the Rockies from New York (AL) along with LHP Ben Shields in exchange for RHP Jake Bird July 31, 2025
- Split 2025 season between four teams (FCL Yankees, Hudson Valley, Somerset and Hartford) and three levels (Rookie, High-A and Double-A)
- Over 88 games in 2025, slashed .262/.363/.517 with 20 doubles, 20 homers, 59 RBI, 47 walks and 17 stolen bases
- Originally drafted by the Yankees in the fourth round of the 2023 MLB Draft out of Oklahoma State
- In two seasons in Stillwater, posted a .316 batting average in 113 games while tallying 29 home runs, 31 doubles and 108 RBI
- 2023 Third-Team All-America by Collegiate Baseball, semifinalist for the Dick Howser Trophy and All-Big 12 First-Team
- Named a 2022 Freshman First-Team All-America performer by D1 Baseball and second-team Freshman All-American by Baseball America and Perfect Game/Rawlings
- Also earned 2022 Big 12 All-Freshman Team honors

2025

- Split season between four teams (FCL Yankees, Hudson Valley, Somerset and Hartford) and three levels (Rookie, High-A and Double-A)
- Placed on IL by Hudson Valley April 4 and sent on rehab assignment to FCL Yankees May 2, played in two games
- Activated from IL on May 6 ... Over 20 games with Hudson Valley, slashed .264/.436/.597 with four doubles, one triple, six homers, 15 RBI and 20 walks
- Promoted to Somerset June 3 and played in 40 games before trade to the Rockies ... registered a .261/.335/.542 slash line with 10 doubles and 11 homers
- Assigned to Hartford after trade and appeared in 26 contests, slashing .256/.346/.389 with six doubles, two homers, 14 RBI, 14 walks and eight steals

2024

- Spent the entire season with High-A Hudson Valley, compiling a .221/.349/.397 slash line with 27 doubles, five triples, 11 homers, 47 RBI and 27 stolen bases in 33 attempts in 106 games

2023

- Drafted by the Yankees in the fourth round of the 2023 MLB Draft out of Oklahoma State
- Played 22 games between the FCL Yankees (five) and Single-A Tampa (17)
- Made pro debut July 31 with FCL Yankees, going 1-for-3 with a walk
- Assigned to Tampa Aug. 8 ... batted .193 with two doubles, nine RBI, 18 walks and three swipes

PERSONAL / MISCELLANEOUS INFORMATION

- Son of Jayme and Suzanne Riggio
- Second oldest of seven siblings
- Ranked as the No. 67 player in the 2021 MLB Draft by Baseball America
- Drafted by the Brewers in the 11th round of the 2021 MLB Draft but did not sign
- As a senior at Thousand Oaks High School, set school records with 12 home runs, 45 walks and 52 runs
- Led team to CIF Southern Section Division 2 championship and 29-1 record in 2021
- Part of the 2019 USA Baseball 17U National Team Development program ... played for USA Baseball national teams since age 14



Season	Level	League	Team	AVG	G	AB	R	H	2B	3B	HR	RBI	BB	IBB	SO	SB	CS	OBP	SLG	OPS	PA	HBP	SAC
2023	ROK	FCL	F-YAN	.188	5	16	2	3	0	0	0	0	4	0	6	0	0	.381	.188	.569	21	1	0
2023	A	FSL	TAM	.193	17	57	11	11	2	0	0	9	18	0	18	3	1	.395	.228	.623	76	1	0
2023	Minors	2 Leagues	2 Teams	.192	22	73	13	14	2	0	0	9	22	0	24	3	1	.392	.219	.611	97	2	0
2024	A+	SAL	HV	.221	106	398	70	88	27	5	11	47	71	1	97	27	6	.349	.397	.746	480	8	1
2025	ROK	FCL	F-YAN	.333	2	6	2	2	0	0	1	2	0	0	1	0	0	.333	.833	1.166	6	0	0
2025	A+	SAL	HV	.264	20	72	20	19	4	1	6	15	20	0	22	2	4	.436	.597	1.033	94	2	0
2025	AA	EAS	SOM	.261	40	153	25	40	10	0	11	28	13	0	37	7	3	.335	.542	.877	170	4	0
2025	AA	EAS	HFD	.256	26	90	13	23	6	0	2	14	14	0	23	8	4	.346	.389	.735	107	0	0
2025	AA	EAS	2 Teams	.259	66	243	38	63	16	0	13	42	27	0	60	15	7	.339	.486	.825	277	4	0
2025	Minors	4 Leagues	4 Teams	.262	88	321	60	84	20	1	20	59	47	0	83	17	11	.363	.517	.880	377	6	0
Career	ROK	FCL	F-YAN	.227	7	22	4	5	0	0	1	2	4	0	7	0	0	.370	.364	.734	27	1	0
Career	AA	EAS	2 Teams	.259	66	243	38	63	16	0	13	42	27	0	60	15	7	.339	.486	.825	277	4	0
Career	A+	SAL	HV	.228	126	470	90	107	31	6	17	62	91	1	119	29	10	.363	.428	.791	574	10	1
Career	A	FSL	TAM	.193	17	57	11	11	2	0	0	9	18	0	18	3	1	.395	.228	.623	76	1	0
Career	Minors	4 Leagues	5 Teams	.235	216	792	143	186	49	6	31	115	140	1	204	47	18	.359	.429	.788	954	16	1





Ryan Ritter

INF

Ryan Michael Ritter

BATS	THROWS	HEIGHT	WEIGHT
RIGHT	RIGHT	6-1	200

BORN: November 10, 2000 **OPENING DAY AGE:** 25
BIRTHPLACE: Evergreen Park, IL **SCHOOL:** Kentucky
ACQUIRED: Selected by the Rockies in the 4th round (116th overall) of the 2022 MLB Draft

QUICK HITS

- Fifth professional season, all with the Rockies org
- Began the 2025 season with Triple-A Albuquerque, slashing .303/.405/.610 with 13 doubles, three triples, 16 homers, and 50 RBI in 55 games
- Received back-to-back PCL Player of the Week honors: May 12-18 and May 19-25, the first player in Isotopes history to garner such recognition
- Became the eighth player in team history to receive PCL Player of the Month honors (May), slashed .381/.445/.918 with 10 doubles, three triples, 12 homers and 31 RBI
- Became the first Albuquerque player to hit five homers in a two-game span (May 25-27), tying PCL record
- Compiled a .443/.489/.497 slashline with 10 doubles, three triples, nine homers and 29 RBI in an 18-game span from May 14-June 4, 2025 (increased his average from .218 to .303)
- Made his Major League debut June 6 vs. New York (NL), was 1-for-4 with a triple, the first Rockies in team history to log a triple in his first career game
- Began his career with a hit in each of his first six games and seven of his first eight ... longest hitting streak by a Rockies player to begin their career since David Dahl's 17 games from July 25-Aug. 11, 2016 (a Rockies franchise record) ... surpassed by Warming Bernabel's seven-game streak to begin his career later in 2025

- Launched his first Major League home run on July 12 at Cincinnati off Brady Singer
- Played for the 2024 Salt River Rafters of the Arizona Fall League, helping lead the squad to a Fall League Championship
- Named California League MVP for the 2023 season
- 2023 MiLB.com Organizational and California League Post-Season All-Star
- Won California League Player of the Week three times: April 23, May 21 and July 2
- California League Player of the Month for June 2023
- Attended John A. Logan Community College (Illinois) in 2020, appeared in 21 games before transferring to the University of Kentucky (2021-22)
- Voted as the Rawlings Gold Glove Winner for best defensive collegiate shortstop in 2022
- Started all 111 games at shortstop for the Wildcats from 2021-22
- No. 43 Overall MLB Draft Prospect by Perfect Game in 2022, ranked 73rd for the same distinction by MLB Pipeline that year
- Played for the Cotuit Kettleers of the Cape Cod League in 2021, earning all-league honors
- Selected in the 33rd round of the 2019 Draft by the Chicago Cubs, but did not sign

2025

- Began the season with Triple-A Albuquerque, slashing .303/.405/.610 with 13 doubles, three triples, 16 homers, and 50 RBI in 55 games
- Connected on his first Triple-A hit, a solo homer, on March 29 vs. Sacramento
- Received back-to-back PCL Player of the Week honors: May 12-18 and May 19-25, the first player in Isotopes history to garner such recognition
- In three-straight contests May 15-17 vs. Tacoma, delivered either a game-tying or walk-off hit in the ninth inning
- Established an Albuquerque franchise record with an extra-base hit in 11 consecutive games from May 15-27
- Produced the 12th three-homer game in Isotopes history on May 25 at Reno
- Became the first Albuquerque player to hit five long balls in a two-game span, tying a PCL record
- Hit seven home runs in a five-game stretch from May 25-31
- His 12 big flies in May were the third most for a player in Isotopes history in a month
- Became the eighth player in team history to receive PCL Player of the Month honors (May), slashed .381/.445/.918 with 10 doubles, three triples, 12 homers and 31 RBI in 24 games
- Was the seventh Isotope to tally at least 31 RBI in a month
- Compiled a .443/.489/.497 slashline with 10 doubles, three

- triples, nine homers and 29 RBI in an 18-game span from May 14-June 4 (increased his average from .218 to .303)
- Had his contract purchased by Colorado on June 6, made MLB debut that day vs. New York (NL), was 1-for-4 with a triple, first Rockies in team history to log a triple in his first career game
- Became the first Rockies in franchise history to record two triples in their first five career games and the first Major Leaguer to do so since Jake Cronenworth (2020)
- Began his career with a hit in each of his first six games... longest hitting streak by a Rockies player to begin their career since David Dahl's 17-gamer from July 25-Aug. 11, 2016 (a Rockies franchise record) ... surpassed by Warming Bernabel's seven-game streak to begin his career later in 2025
- Launched his first Major League home run on July 12 at Cincinnati off Brady Singer
- Placed on the IL from July 20-Aug. 15 with a middle finger laceration sustained on a bunt attempt July 19 vs. Minnesota
- Broke up the Dodgers combined no-hitter attempt with a double to lead off the ninth against Tanner Scott on Sept. 8
- In 60 games for Colorado, slashed .241/.296/.337 with nine doubles, three triples, a home run, 10 RBI and three stolen bases



2024

- Played for the 2024 Salt River Rafters of the Arizona Fall League, helping lead the squad to a Fall League Championship
- Spent the entire regular season with Double-A Hartford, slashing .270/.370/.403 with seven homers, 17 doubles, two triples, 32 RBI and 17 stolen bases over 91 games
- Matched a career-high with four hits May 28 vs. Reading, tallying two solo homers, his third career multi-homer game

- Placed on the Injured List from July 31 – August 27 with a left ankle injury after turning a double play at second base July 23 vs. Harrisburg ... Batted just .184 (9x49) over final 13 games of the season

2023

- Split the campaign between three levels (Fresno, Spokane, Harford) and compiled a .281/.383/.519 slash line with 25 doubles, four triples, 24 homers, 85 RBI and 20 stolen bases
- Started the season with Low-A Fresno where he slashed .305/.405/.606 with 14 doubles, three triples, 18 home runs and 58 RBI in 65 contests
- Was just 4-for-30 over his first seven games
- Homered three times and drove in eight runs over a three-game stretch May 19-21 at Modesto
- Slashed .353/.418/.706 with six doubles, three triples, six home runs and 22 RBI in June en route to being awarded Cal League Player of the Month

- Was 11-for-16 with four homers and nine runs scored in his final four games with Fresno
- Won California League Player of the Week three times: April 17-23, May 15-21 and June 26-July 2
- Named California League MVP on Sept. 15 following the season, (didn't play a game for the Grizzlies after July 2)
- Promoted to High-A Spokane on July 3
- Played in 46 games with Spokane, slashing .265/.367/.441 with 17 extra-base hits
- Was 3-for-4 (double, triple, homer) on July 23 vs. Vancouver
- Promoted to Double-A Hartford on Sept. 6, was 4-for-25 in eight games to end the season

PERSONAL / MISCELLANEOUS INFORMATION

- Parents are Ken and Maureen Ritter
- Oldest of seven children
- Was a three-sport star at Lincoln-Way East High School (Illinois), helped lead the baseball team to a region championship in 2018 and conference titles in 2018 and 2019
- Batted .429 with a .724 slugging percentage his senior campaign

- His father played baseball at North Central College and set a DIII record for batting average (.577) that still stands
- His oldest sister Kaleigh played volleyball at St. Xavier University (Chicago), was freshman of the year in the Chicagoland Collegiate Athletic Conference
- Grew up idolizing Javy Baez and Francisco Lindor

Season	Level	League	Team	AVG	G	AB	R	H	2B	3B	HR	RBI	BB	IBB	SO	SB	CS	OBP	SLG	OPS	PA	HBP	SAC
2022	ROK	ACL	A-RCK	.320	8	25	9	8	4	1	1	4	2	0	3	2	0	.414	.680	1.094	29	2	0
2023	A	CAL	FRE	.305	65	246	53	75	14	3	18	58	37	1	72	6	3	.405	.606	1.011	295	7	1
2023	A+	NWL	SPO	.265	46	170	33	45	10	1	6	26	22	0	69	12	2	.367	.441	.808	201	6	2
2023	AA	EAS	HFD	.160	8	25	4	4	1	0	0	1	3	0	11	2	0	.276	.200	.476	29	1	0
2023	Minors	3 Leagues	3 Teams	.281	119	441	90	124	25	4	24	85	62	1	152	20	5	.383	.519	902	525	14	3
2024	AA	EAS	HFD	.270	91	338	57	86	17	2	7	32	35	1	85	17	0	.370	.403	773	373	16	3
2025	AAA	PCL	ABQ	.303	55	218	45	66	13	3	16	50	34	0	54	3	2	.405	.610	1.015	260	4	3
2025	MLB	NL	COL	.241	60	187	22	45	9	3	1	18	10	0	61	3	1	.296	.337	.633	207	5	4
Career	ROK	ACL	A-RCK	.320	8	25	9	8	4	1	1	4	2	0	3	2	0	.414	.680	1.094	29	2	0
Career	MLB	NL	COL	.241	60	187	22	45	9	3	1	18	10	0	61	3	1	.296	.337	.633	207	5	4
Career	AAA	PCL	ABQ	.303	55	218	45	66	13	3	16	50	34	0	54	3	2	.405	.610	1.015	260	4	3
Career	AA	EAS	HFD	.262	99	343	61	90	18	2	7	33	38	1	99	19	0	.363	.388	.751	402	17	3
Career	A+	NWL	SPO	.265	46	170	33	45	10	1	6	26	22	0	69	12	2	.367	.441	.808	201	6	2
Career	A	CAL	FRE	.305	65	246	53	75	14	3	18	58	37	1	72	6	3	.405	.606	1.011	295	7	1
Career	Minors	5 Leagues	5 Teams	.283	273	1002	201	284	59	10	48	171	133	2	297	42	7	.385	.506	.891	1187	36	9





T.J. Rumfield

INF

Toby Joseph Rumfield

BATS	THROWS	HEIGHT	WEIGHT
LEFT	RIGHT	6-5	225

BORN: *May 17, 2000* OPENING DAY AGE: *25*
 BIRTHPLACE: *Richmond, VA* SCHOOL: *Virginia Tech*
 ACQUIRED: *Traded to the Rockies from the Yankees in exchange for RHP Angel Chivilli on January 28, 2026*

QUICK HITS

- Sixth professional season, Rockies are his third organization (Phillies, Yankees)
- Acquired in a trade from the Yankees on Jan. 28, 2026 in exchange for right-handed pitcher Angel Chivilli
- Spent the entire campaign 2025 with Triple-A Scranton/Wilkes-Barre, slashing .285/.378/.447 with 31 doubles, 16 homers and 87 RBI in 138 contests
- Over the last two years, led the International League in runs scored (157) and plate appearances (1,061), ranked second in hits (265), tied for second in doubles (57), fourth in RBI (158), while tied for fifth in total bases (417)
- Received the 2023 Rawlings MiLB Gold Glove Award at first base, recorded a .997 fielding percentage and committed only two errors in 584 total chances
- Played in the Arizona Fall League for the Mesa Solar Sox in 2022, was a Rising Star selection
- Traded to New York (AL) on Nov. 19, 2021 in exchange for Donny Sands and Nick Nelson
- Was a 12th round pick by Philadelphia in the 2021 MLB Draft
- Played collegiately at Texas Tech in 2020, then transferred to Virginia Tech for the 2021 season

2025

- Spent the entire campaign with Triple-A Scranton/Wilkes-Barre, slashing .285/.378/.447 with 31 doubles, 16 homers and 87 RBI in 138 contests
- Finished third in the International League in hits (142), fourth in runs scored (85), tied for fourth in total bases (223) and RBI (87)
- His 138 games played were tied for the fifth-most in MiLB
- Legged out the first triple of his professional career on June 13 vs. Syracuse
- Produced back-to-back three-hit games July 5-6 vs. Lehigh Valley, six total RBI during the stretch
- Led all International League qualifiers with a .395 batting average in July ... had 23 RBI in 22 games, to go along with 11 multi-hit performances

2024

- Began the season with Double-A Somerset, was 9-for-28 in eight games
- Promoted to Triple-A Scranton/Wilkes-Barre on April 16
- In 122 contests with the RailRiders, slashed .292/.365/.461 with 26 doubles, 15 homers and 71 RBI in 114 games
- Had a trio of four-hit games: June 11 at Rochester, July 24 vs. Worcester (Game 2 of DH), Sept. 1 vs. Rochester

2023

- Played in 82 contests with Double-A Somerset, compiling a .219/.320/.438 slashline with 14 doubles, 17 homers and 55 RBI
- Homered in five consecutive games from June 9-14, one of 13 Minor League players to go deep in at least five-straight contests that season
- Received the Rawlings MiLB Gold Glove Award at first base, recorded a .997 fielding percentage and committed only two errors in 584 total chances
- Was on the Injured List from July 28-Aug. 29

PERSONAL / MISCELLANEOUS INFORMATION

- Son of Toby and Kari Rumfield
- Toby Rumfield spent 14 years playing professional baseball with stints in the Reds, Braves, White Sox, Marlins and Cardinals organizations ... never reached the majors after being a second-round pick by the Reds in 1991
- Toby coached T.J. at Denton High School
- Has a younger brother, Justin, and an older sister, Samantha
- Was teammates with Braxton Fulford at Texas Tech in 2020



Season	Level	League	Team	AVG	G	AB	R	H	2B	3B	HR	RBI	BB	HBB	SO	SB	CS	OBP	SLG	OPS	PA	HBP	SAC
2021	A	FSL	CLR	.250	27	76	13	19	1	0	0	7	21	0	11	0	0	.426	.263	.689	101	3	0
2022	ROK	FCL	F-YAN	.000	1	2	0	0	0	0	0	0	0	0	0	0	0	.000	.000	.000	2	0	0
2022	A	FSL	TAM	.100	4	10	0	1	0	0	0	1	0	0	2	0	0	.100	.100	.200	10	0	0
2022	A+	SAL	HV	.284	52	197	27	56	13	0	4	34	29	1	45	4	2	.381	.411	.792	231	3	0
2022	Minors	3 Leagues	3 Teams	.273	57	209	27	57	13	0	4	35	29	1	47	4	2	.366	.392	.758	243	3	0
2023	A+	SAL	HV	.286	4	14	2	4	2	0	0	3	1	0	2	0	0	.313	.429	.742	16	0	0
2023	AA	EAS	SOM	.219	82	297	43	65	14	0	17	55	39	0	75	8	3	.320	.438	.758	350	8	0
2023	Minors	2 Leagues	2 Teams	.222	86	311	45	69	16	0	17	58	40	0	77	8	3	.320	.437	.757	366	8	0
2024	AA	EAS	SOM	.321	8	28	5	9	1	0	0	2	6	0	4	1	0	.441	.357	.798	34	0	0
2024	AAA	INT	SWB	.292	114	421	72	123	26	0	15	71	43	1	78	3	3	.365	.461	.826	474	7	0
2024	Minors	2 Leagues	2 Teams	.294	122	449	77	132	27	0	15	73	49	1	82	4	3	.370	.454	.824	508	7	0
2025	AAA	INT	SWB	.285	138	499	85	142	31	1	16	87	70	1	108	5	2	.378	.447	.825	587	10	0
Career	ROK	FCL	F-YAN	.000	1	2	0	0	0	0	0	0	0	0	0	0	0	.000	.000	.000	2	0	0
Career	AAA	INT	SWB	.288	252	920	157	265	57	1	31	158	113	2	186	8	5	.372	.453	.825	1061	17	0
Career	AA	EAS	SOM	.228	90	325	48	74	15	0	17	57	45	0	79	9	3	.331	.431	.762	384	8	0
Career	A+	SAL	HV	.284	56	211	29	60	15	0	4	37	30	1	47	4	2	.377	.412	.789	247	3	0
Career	A	FSL	2 Teams	.233	31	86	13	20	1	0	0	8	21	0	13	0	0	.396	.244	.640	111	3	0
Career	Minors	5 Leagues	6 Teams	.271	430	1544	247	419	88	1	52	260	209	3	325	21	10	.365	.431	.796	1805	31	0





Ben Shields

LHP

Ben Shields

BATS	THROWS	HEIGHT	WEIGHT
RIGHT	LEFT	6-4	210

BORN: *January 23, 1999* OPENING DAY AGE: *27*
 BIRTHPLACE: *Boston, MA* SCHOOL: *George Mason*
 ACQUIRED: *Traded to the Rockies from the Yankees along with INF Roc Riggio in exchange for RHP Jake Bird on July 31, 2025*

QUICK HITS

- Third professional season, Rockies are his second organization (New York-AL)
- Traded to Colorado on July 31, 2025, along with infielder Roc Riggio in exchange for right-handed pitcher Jake Bird
- Made 14 starts for five different teams in 2025: FCL Yankees (one), Single-A Tampa (one), High-A Hudson Valley (two), Double-A Somerset (five) and Double-A Hartford (five)
- In total, compiled a 2.78 ERA in 14 starts in 2025 (55.0 IP, 17 ER) with 20 walks and 66 strikeouts
- Earned South Atlantic League Pitcher of the Month for June 2024, was 2-1 with a 2.03 ERA (26.1 IP, 6 ER) with six walks and 37 punchouts
- Posted a 3.48 ERA (106.0 IP, 41 ER) in 26 games (17 starts) for three different teams (High-A Hudson Valley, Triple-A Scranton/Wilkes-Barre and Double-A Somerset) in 2024
- Signed with the Yankees as an undrafted free agent on July 14, 2023 ... made his pro debut the following April
- Pitched collegiately at the University of Massachusetts (2018, 2020-21) and George Mason University (2022-23)

2025

- Made 14 starts for five different teams: FCL Yankees (one), Single-A Tampa (one), High-A Hudson Valley (two), Double-A Somerset (five) and Double-A Hartford (five)
- In total, compiled a 2.78 ERA in 14 starts (55.0 IP, 17 ER) with 20 walks and 66 strikeouts
- Did not pitch until June 2 as he recovered from a hip injury
- Traded to Colorado on July 31 along with infielder Roc Riggio in exchange for right-handed pitcher Jake Bird

2024

- Made his pro debut on April 7 for High-A Hudson Valley at Bowling Green and worked two scoreless innings of relief
- In 14 games (seven starts) with the Renegades, compiled a 2.75 ERA (52.1 IP, 16 ER) with 10 walks and 71 strikeouts
- Made one start for Triple-A Scranton/Wilkes-Barre, allowed eight hits and nine runs (seven earned) over 1.2 innings on May 25 vs. Syracuse
- Earned South Atlantic League Pitcher of the Month for June, was 2-1 with a 2.03 ERA (26.1 IP, 6 ER) with six walks and 37 punchouts
- Had two starts in June where he worked at least 5.1 scoreless innings of one-hit ball with at least eight strikeouts: June 8 at Wilmington (6.0 IP, 8 K) and June 28 vs. Wilmington (5.1 IP, 9 K)

- In five starts with Hartford, was 1-0 with a 2.33 ERA (19.1 IP, 5 ER) and allowed one run or fewer in four of the outings
- Spun 5.0 scoreless frames of two-hit ball with eight strikeouts on Aug. 15 vs. Harrisburg, but was hit in the shoulder by a comebacker in that game and missed the next 17 days
- Pitched in one game for the Salt River Rafters of the Arizona Fall League, allowed five runs while recording just one out

- Promoted to Double-A Somerset on July 2, was 2-2 with a 3.12 ERA (52.0 IP, 18 ER) in 11 games (nine starts)
- In his first two starts with the Patriots (July 3 vs. Reading, July 10 at Erie) tossed a total of 12.1 innings with one run allowed
- Struck out a career-high 10 batters over 4.2 innings in his final regular season outing on Sept. 12 vs. New Hampshire
- Made one start in the playoffs, working 4.1 frames of three-run ball in Game 1 of the Eastern League Championship Series at Erie

PERSONAL / MISCELLANEOUS INFORMATION

- Grew up in Boston playing baseball and hockey ... became more comfortable on the mound once he dropped hockey
- His pitching coach (and later head coach) at George Mason was Shawn Camp, who played for parts of 11 seasons in the Majors as a reliever
- Signed with the Yankees for \$25,000 after being undrafted



Season	Level	League	Team	W	L	ERA	G	GS	CG	SHO	SV	SVO	IP	H	R	ER	HR	HB	BB	IBB	SO	WHIP
2024	A+	SAL	HV	3	2	2.75	14	7	0	0	0	1	52.1	35	19	16	5	4	10	0	71	0.86
2024	AA	EAS	SOM	2	2	3.12	11	9	0	0	0	0	52.0	41	21	18	3	5	21	0	65	1.19
2024	AAA	INT	SWB	0	1	37.80	1	1	0	0	0	0	1.2	8	9	7	1	2	2	0	1	6.00
2024	Minors	3 Leagues	3 Teams	5	5	3.48	26	17	0	0	0	1	106.0	84	49	41	9	11	33	0	137	1.10
2025	ROK	FCL	F-YAN	0	0	6.75	1	1	0	0	0	0	2.2	4	2	2	0	0	0	0	4	1.50
2025	A	FSL	TAM	0	0	3.86	1	1	0	0	0	0	2.1	4	2	1	0	0	0	0	5	1.71
2025	A+	SAL	HV	0	0	0.00	2	2	0	0	0	0	7.0	3	1	0	0	2	4	0	7	1.00
2025	AA	EAS	SOM	1	2	3.42	5	5	0	0	0	0	23.2	19	9	9	1	0	10	0	26	1.23
2025	AA	EAS	HFD	1	0	2.33	5	5	0	0	0	0	19.1	13	5	5	1	1	6	0	24	0.98
2025	AA	EAS	2 Teams	2	2	2.93	10	10	0	0	0	0	43.0	32	14	14	2	1	16	0	50	1.12
2025	Minors	5 Leagues	5 Teams	2	2	2.78	14	14	0	0	0	0	55.0	43	19	17	2	3	20	0	66	1.15
Career	ROK	FCL	F-YAN	0	0	6.75	1	1	0	0	0	0	2.2	4	2	2	0	0	0	0	4	1.50
Career	AAA	INT	SWB	0	1	37.80	1	1	0	0	0	0	1.2	8	9	7	1	2	2	0	1	6.00
Career	AA	EAS	2 Teams	4	4	3.03	21	19	0	0	0	0	95.0	73	35	32	5	6	37	0	115	1.16
Career	A+	SAL	HV	3	2	2.43	16	9	0	0	0	1	59.1	38	20	16	5	6	14	0	78	0.88
Career	A	FSL	TAM	0	0	3.86	1	1	0	0	0	0	2.1	4	2	1	0	0	0	0	5	1.71
Career	Minors	5 Leagues	6 Teams	7	7	3.24	40	31	0	0	0	1	161.0	127	68	58	11	14	53	0	203	1.12





TJ Shook

RHP

Franklin Todd Shook

BATS	THROWS	HEIGHT	WEIGHT
RIGHT	RIGHT	6-4	217

BORN: May 29, 1998 **OPENING DAY AGE:** 27
BIRTHPLACE: Columbia, SC **SCHOOL:** South Carolina
ACQUIRED: Selected by the Rockies with the first pick of the 2025 Rule 5 Draft from New York-NL (Triple-A Phase)

QUICK HITS

- Sixth professional season, Rockies are his third organization (Brewers and Mets)
- Selected by the Rockies with the first pick of the 2025 Rule 5 Draft (Triple-A Phase)
- Spent majority of 2025 with Double-A Binghamton but also saw his first action with Triple-A Syracuse ... Moved primarily to bullpen, made just two starts, fewest of his career
- Began 2025 with Binghamton but recalled to Syracuse three times (May 2, July 4 and Aug. 3)
- Over 36 appearances, two starts, in 2025, registered a 2.41 ERA (56.0 IP, 15 ER) with a 61:17 K:BB ratio
- Traded from the Brewers to the Mets in exchange for LHP Tyler Jay on July 21, 2024
- From 2022-25, spent the majority of time at Double-A (312.2 out of 352.1 innings thrown at Double-A)
- Originally signed by the Brewers on July 24, 2020, out of the University of South Carolina

2025

- Spent majority of year with Double-A Binghamton but also saw his first action with Triple-A Syracuse ... Moved primarily to bullpen, made just two starts, fewest of his career
- Began season with Binghamton but recalled to Syracuse three times (May 2, July 4 and Aug. 3)
- Over 33 games out of the bullpen for Binghamton, registered a 2.34 ERA (50.0 IP, 13 ER) with 56:12K:BB ratio
- Made just three appearances, two starts, for Syracuse, tallying a 3.00 ERA over 6.0 innings
- Selected by the Rockies with the first pick of the 2025 Rule 5 Draft (Triple-A Phase)

2024

- Split season between Double-A Biloxi and Binghamton
- Began year with Biloxi, compiling a 4.90 ERA (64.1 IP, 35 ER) with a 77:25 K:BB ratio in 17 games, 11 starts
- Traded from the Brewers to the Mets in exchange for LHP Tyler Jay on July 21
- Assigned to Binghamton after trade and registered a 3.92 ERA (20.2 IP, 9 ER) with a 30: 4 K:BB ratio over 13 appearances out of the bullpen

2023

- Spent the entire year with Double-A Biloxi, compiling a 4.62 ERA (97.1 IP, 50 ER) with a 107:36 K:BB ratio over 25 games, 12 starts
- Recorded a 1.41 ERA (19.1 IP, 3 ER) over a five-game stretch from May 5-June 2

PERSONAL / MISCELLANEOUS INFORMATION

- Son of Todd and Donna Shook
- Played at Dutch Fork High School (Columbia, SC)
- Rated No. 8 best high school prospect in South Carolina by Diamond Prospects and No. 5 RHP
- 2016 SC Select All-Star and 2015-16 SC AAAA All-State honors
- 2015 Region 4-AAAA Player of the Year
- Majored in Retailing with a business administration minor
- Earned SEC Spring Academic Honor Roll 2017-20



Season	Level	League	Team	W	L	ERA	G	GS	CG	SHO	SV	SVO	IP	H	R	ER	HR	HB	BB	IBB	SO	WHIP
2021	ROK	ACL	A-BRG	0	0	1.93	2	2	0	0	0	0	4.2	1	1	1	1	0	3	0	10	0.86
2021	A	CAR	CAR	4	1	3.86	6	6	0	0	0	0	28.0	21	12	12	3	5	11	0	36	1.14
2021	A+	MID	WIS	1	1	7.20	5	5	0	0	0	0	20.0	22	16	16	3	2	14	0	25	1.80
2021	Minors	3 Leagues	3 Teams	5	2	4.96	13	13	0	0	0	0	52.2	44	29	29	7	7	28	0	71	1.37
2022	A+	MID	WIS	2	1	2.41	7	4	0	0	0	0	33.2	23	10	9	4	2	11	0	43	1.01
2022	AA	SOU	BLX	4	2	5.71	18	17	0	0	0	0	80.1	88	53	51	18	10	46	0	75	1.67
2022	Minors	2 Leagues	2 Teams	6	3	4.74	25	21	0	0	0	0	114.0	111	63	60	22	12	57	0	118	1.47
2023	AA	SOU	BLX	7	5	4.62	25	12	0	0	1	2	97.1	83	59	50	13	9	36	0	107	1.22
2024	AA	SOU	BLX	5	7	4.90	17	11	0	0	0	0	64.1	62	38	35	7	4	25	0	77	1.35
2024	AA	EAS	BNG	3	4	3.92	13	0	0	0	4	5	20.2	17	12	9	2	3	4	0	30	1.02
2024	Minors	2 Leagues	2 Teams	8	11	4.66	30	11	0	0	4	5	85.0	79	50	44	9	7	29	0	107	1.27
2024	AA	2 Leagues	2 Teams	8	11	4.66	30	11	0	0	4	5	85.0	79	50	44	9	7	29	0	107	1.27
2025	AA	EAS	BNG	6	2	2.34	33	0	0	0	7	9	50.0	43	18	13	4	3	12	0	56	1.10
2025	AAA	INT	SYR	0	0	3.00	3	2	0	0	1	1	6.0	5	2	2	1	0	5	0	5	1.67
2025	Minors	2 Leagues	2 Teams	6	2	2.41	36	2	0	0	8	10	56.0	48	20	15	5	3	17	0	61	1.16
Career	ROK	ACL	A-BRW	0	0	1.93	2	2	0	0	0	0	4.2	1	1	1	1	0	3	0	10	0.86
Career	AAA	INT	SYR	0	0	3.00	3	2	0	0	1	1	6.0	5	2	2	1	0	5	0	5	1.67
Career	AA	2 Leagues	2 Teams	25	20	4.55	106	40	0	0	12	16	312.2	293	180	158	44	29	123	0	345	1.33
Career	A+	MID	WIS	3	2	4.19	12	9	0	0	0	0	53.2	45	26	25	7	4	25	0	68	1.30
Career	A	CAR	WIL	4	1	3.86	6	6	0	0	0	0	28.0	21	12	12	3	5	11	0	36	1.14
Career	Minors	6 Leagues	6 Teams	32	23	4.40	129	59	0	0	13	17	405.0	365	221	198	56	38	167	0	464	1.31





Carson Skipper

LHP

Carson Edward Skipper

BATS	THROWS	HEIGHT	WEIGHT
LEFT	LEFT	6-2	211

BORN: August 12, 1999 **OPENING DAY AGE:** 26
BIRTHPLACE: Birmingham, AL **SCHOOL:** Auburn
ACQUIRED: Selected by the Rockies in the 11th round (326th overall) of the 2022 MLB Draft

QUICK HITS

- Fifth professional season, all with the Rockies org
- Entering 2026, has pitched 178.0 innings in the minors with 52 walks and 214 strikeouts (10.8 K/9)
- Started the 2025 season at Double-A Hartford and posted a 2.82 ERA (44.2 IP, 14 ER) in 32 appearances with 15 walks and 46 strikeouts
- Promoted to Triple-A Albuquerque on Aug. 5, was 2-0 with a 3.27 ERA (22.0 IP, 8 ER) in 12 outings with the Isotopes
- Spent a majority of the 2024 campaign at High-A Spokane where he was 7-1 with a 1.40 ERA (38.2 IP, 6 ER) in 34 relief outings ... walked just eight batters and struck out 56 for Spokane

- Named a Northwest League Post-Season All-Star
- Selected in the 11th round by Colorado in the 2022 First-Year Player Draft from Auburn
- Pitched in the College World Series for Auburn in 2022
- Earned the win in the decisive Game 3 of the 2022 Corvallis Super Regional against Oregon State that allowed the Tigers to advance to Omaha
- Named to the NCWBA Stopper of the Year Watch List in 2021

2025

- Started the year at Double-A Hartford and posted a 2.82 ERA (44.2 IP, 14 ER) in 32 appearances with 15 walks and 46 strikeouts
- Worked a season-high 2.2 innings on April 15 vs. Portland, did not allow any runs or hits while striking out four

- Promoted to Triple-A Albuquerque on Aug. 5
- In 12 outings with the Isotopes, was 2-0 with a 3.27 ERA (22.0 IP, 8 ER)
- Did not allow any runs over a six-outing stretch from Aug. 14-Sept. 4 (spanned 9.2 IP)

2024

- Spent a majority of the 2024 campaign at High-A Spokane where he was 7-1 with a 1.40 ERA (38.2 IP, 6 ER) in 34 relief outings
- Named a Northwest League Post-Season All-Star
- Walked just eight batters and struck out 56 for Spokane, while converting nine of 11 save opportunities
- Did not allow an earned run over his first 10 appearances of the season, and three of his six earned runs came in one game on June 8 vs. Hillsboro

- Despite all of his appearances coming out of the bullpen, tied for second in the Northwest League in wins at the time of his promotion
- Promoted to Double-A Hartford on July 19, made 15 appearances to close out the season ... compiled a 4.50 ERA (20.0 IP, 10 ER)
- Allowed two runs in 0.2 IP in his lone playoff appearance for the Yard Goats

2023

- Was with Single-A Fresno for the entirety of the campaign, posted a 3.20 ERA in 42 outings (50.2 IP, 18 ER) ... walked just 10 batters and registered 65 strikeouts

- Allowed only three earned runs in his last 16 outings from July 22-Sept. 10 (1.53 ERA)

PERSONAL / MISCELLANEOUS INFORMATION

- Son of Scott and Tammy Skipper
- His sister Katelyn also attended Auburn
- Scott played basketball at UAB in the late 1980s
- His great grandfather William Henry Cuppitt played professional baseball for the Buffalo Bisons
- Named to the 2020 Spring SEC Academic Honor Roll
- Played at Hewitt-Trussville High School (Alabama) for coach Jeff Maludin

- Rated the No. 7 left-handed pitcher and No. 28 overall player in the state by Perfect Game in 2018
- Named the 2018 all-Birmingham Player of the Year by AL.com and also made AL.com's 2018 Super All-State Team
- After leading Hewitt-Trussville to its first AHSAA State Championship in 2016, received Tournament MVP honors



Season	Level	League	Team	W	L	ERA	G	GS	CG	SHO	SV	SVO	IP	H	R	ER	HR	HB	BB	IBB	SO	WHIP
2022	ROK	ACL	A-RCK	0	0	0.00	2	0	0	0	0	0	2.0	1	0	0	0	0	0	0	2	0.50
2023	A	CAL	FRE	1	2	3.20	42	0	0	0	1	2	50.2	56	21	18	4	2	10	0	65	1.30
2024	A+	NWL	SPO	7	1	1.40	34	0	0	0	9	11	38.2	30	8	6	2	1	8	0	56	0.98
2024	AA	EAS	HFD	2	2	4.50	15	0	0	0	0	1	20.0	21	11	10	2	0	10	0	23	1.55
2024	Minors	2 Leagues	2 Teams	9	3	2.45	49	0	0	0	9	12	58.2	51	19	16	4	1	18	0	79	1.18
2025	AA	EAS	HFD	4	1	2.82	32	0	0	0	1	2	44.2	39	15	14	3	3	15	0	46	1.21
2025	AAA	PCL	ABQ	2	0	3.27	12	0	0	0	0	1	22.0	23	9	8	3	1	9	0	22	1.45
2025	Minors	2 Leagues	2 Teams	6	1	2.97	44	0	0	0	1	3	66.2	62	24	22	6	4	24	0	68	1.29
Career	ROK	ACL	A-RCK	0	0	0.00	2	0	0	0	0	0	2.0	1	0	0	0	0	0	0	2	0.50
Career	AAA	PCL	ABQ	2	0	3.27	12	0	0	0	0	1	22.0	23	9	8	3	1	9	0	22	1.45
Career	AA	EAS	HFD	6	3	3.34	47	0	0	0	1	3	64.2	60	26	24	5	3	25	0	69	1.31
Career	A+	NWL	SPO	7	1	1.40	34	0	0	0	9	11	38.2	30	8	6	2	1	8	0	56	0.98
Career	A	CAL	FRE	1	2	3.20	42	0	0	0	1	2	50.2	56	21	18	4	2	10	0	65	1.30
Career	Minors	5 Leagues	5 Teams	16	6	2.83	137	0	0	0	11	17	178.0	170	64	56	14	7	52	0	214	1.25





Austin Smith

RHP

Austin Brian Smith

BATS	THROWS	HEIGHT	WEIGHT
RIGHT	RIGHT	6-4	210

BORN: June 22, 1999 **OPENING DAY AGE:** 26
BIRTHPLACE: Cedar Park, TX **SCHOOL:** Arizona
ACQUIRED: Traded to the Rockies from the Braves in exchange for RHP Tyler Kinley on July 30, 2025

QUICK HITS

- Sixth professional season, Rockies are his second organization (Braves)
- Traded to Colorado in exchange for right-handed pitcher Tyler Kinley on July 30, 2025
- Split the 2025 campaign with three different Minor League clubs: High-A Rome, Double-A Columbus and Double-A Hartford
- Posted a 1.69 ERA in 15 games (16.0 IP, 3 ER) with the Yard Goats in 2025
- Did not pitch in live competitive game action for 395 days (April 18, 2023-May 17, 2024) as he rehabbed from an injury
- Pitched in the Arizona Fall League in 2022 and 2025, named a Rising Star in 2022
- Recorded 13 saves for High-A Rome in 2022, which led the South Atlantic League
- Was an 18th round pick by Atlanta from the University of Arizona in 2021
- Appeared in one game for Arizona during the 2021 College World Series against Stanford
- Played collegiately at Southwestern University in Georgetown, Texas from 2017-20 before transferring to Arizona for the 2021 season
- Was Southern Collegiate Athletic Conference Pitcher of the Year in 2019, was 7-2 with a 3.18 ERA and five complete games

2025

- Began the year at High-A Rome, posted a 2.38 ERA in 11 games (11.1 IP, 3 ER)
- Promoted to Double-A Columbus on May 13, pitched to a 5.40 ERA in 18 outings with the Clingstones (20.0 IP, 12 ER)
- In a 10-outing span from April 9-May 21, allowed just one total run between Rome and Columbus (10.1 IP)
- With the Clingstones, allowed 10 of his 12 earned runs in a three-game stretch in July
- Traded to Colorado in exchange for right-handed pitcher Tyler Kinley on July 30
- Finished the season with Double-A Hartford, where he posted a 1.69 ERA in 15 games (16.0 IP, 3 ER)
- Did not relent more than one earned run in any game with the Yard Goats
- Pitched in eight games for the Salt River Rafters of the Arizona Fall League, posted a 10.80 ERA (6.2 IP, 8 ER) with 10 walks and five strikeouts

2024

- Began the season on the Injured List, did not pitch until May 17 in a rehab outing with the FCL Braves ... marked his first competitive game action in 395 days
- In 17 games with Double-A Mississippi, posted a 9.17 ERA (15.2 IP, 16 ER) with 19 walks and 22 strikeouts
- Sent to High-A Rome to end the campaign and pitched to a 4.05 ERA (6.2 IP, 3 ER) in his stint with the Emperors

2023

- Appeared in one game for Double-A Mississippi on April 18 vs. Montgomery ... recorded two outs and walked one batter, threw a total of 18 pitches
- Was placed on the Injured List April 20 and missed the remainder of the season

PERSONAL / MISCELLANEOUS INFORMATION

- Son of Brian and Christina Smith
- First generation college student and the only baseball player in his family
- Majored in General Studies with an emphasis in Science, Tech, Health & Society
- Attended Cedar Park High School (Texas) and lettered one year in baseball as a third baseman ... was tabbed District Defensive Player of the Year in 2017, also garnered Team Academic All-Star honors



Season	Level	League	Team	W	L	ERA	G	GS	CG	SHO	SV	SVO	IP	H	R	ER	HR	HB	BB	IBB	SO	WHIP
2021	A	CAR	AUG	0	0	4.50	6	0	0	0	0	0	8.0	5	4	4	1	0	5	0	10	1.25
2022	A+	SAL	ROM	2	3	4.62	45	0	0	0	13	15	48.2	38	25	25	4	7	18	0	61	1.15
2023	AA	SOU	MIS	0	0	13.50	1	0	0	0	0	0	0.2	0	1	1	0	0	1	0	0	1.50
2024	ROK	FCL	F-BRV	0	0	2.45	3	1	0	0	0	0	3.2	3	1	1	0	1	1	0	3	1.09
2024	A+	SAL	ROM	0	1	4.05	6	0	0	0	1	2	6.2	7	4	3	0	0	4	0	8	1.65
2024	AA	SOU	MIS	1	2	9.19	17	0	0	0	0	2	15.2	22	19	16	2	2	19	0	15	2.62
2024	Minors	3 Leagues	3 Teams	1	3	6.92	26	1	0	0	1	4	26.0	32	24	20	2	3	24	0	26	2.15
2025	A+	SAL	ROM	0	1	2.38	11	0	0	0	0	0	11.1	5	3	3	1	1	4	0	13	0.79
2025	AA	SOU	COL	0	3	5.40	18	0	0	0	4	5	20.0	20	14	12	3	0	11	0	21	1.55
2025	AA	EAS	HFD	2	3	1.69	15	0	0	0	4	5	16.0	11	6	3	1	0	6	0	12	1.06
2025	Minors	3 Leagues	3 Teams	2	7	3.42	44	0	0	0	8	10	47.1	36	23	18	5	1	21	0	46	1.20
2025	AA	2 Leagues	2 Teams	2	6	3.75	33	0	0	0	8	10	36.0	31	20	15	4	0	17	0	33	1.33
Career	ROK	FCL	F-BRV	0	0	2.45	3	1	0	0	0	0	3.2	3	1	1	0	1	1	0	3	1.09
Career	AA	2 Leagues	3 Teams	3	8	5.50	51	0	0	0	8	12	52.1	53	40	32	6	2	37	0	48	1.72
Career	A+	SAL	ROM	2	5	4.19	62	0	0	0	14	17	66.2	50	32	31	5	8	26	0	82	1.14
Career	A	CAR	AUG	0	0	4.50	6	0	0	0	0	0	8.0	5	4	4	1	0	5	0	10	1.25
Career	Minors	5 Leagues	6 Teams	5	13	4.68	122	1	0	0	22	29	130.2	111	77	68	12	11	69	0	143	1.38





Connor Staine

RHP

Connor Garrett Staine

BATS	THROWS	HEIGHT	WEIGHT
RIGHT	RIGHT	6-4	200

BORN: *January 12, 2001* OPENING DAY AGE: 25
 BIRTHPLACE: *Clinton, NJ* SCHOOL: *Central Florida*
 ACQUIRED: *Selected by the Rockies in the 5th round (146th overall) of the 2022 MLB Draft*

QUICK HITS

- Fourth professional season, all in the Rockies organization
- Made 25 starts with Double-A Hartford in 2025, compiling a 3-8 record and 4.91 ERA (106.1 IP, 58 ER)
- Spent the 2024 campaign with High-A Spokane, pitching to a 4-6 record and 4.48 ERA (90.1 IP, 45 ER) in 20 games (19 starts)
- In four outings against the Tri-City Dust Devils in 2024, pitched a total of 22.0 innings without allowing an earned run, relinquished just five hits and recorded 37 strikeouts
- Garnered Northwest League Pitcher of the Week honors twice in 2024: June 9 vs. Hillsboro (7.0 IP, 2 H, 0 R, 9 K) and July 4 vs. Tri-City (7.0 IP, 1 H, 0 R, 12 K)
- Made his professional debut in 2023, pitched in 21 games (20 starts) with Single-A Fresno and was 10-5 with a 5.25 ERA (94.1 IP, 55 ER)
- Selected in the fifth round of the 2022 MLB Draft by Colorado but did not pitch
- Pitched collegiately at Maryland (2020-21) and the University of Central Florida (2022)
- Played in the Cape Cod League for the Brewster Whitecaps in 2021

2025

- Made 25 starts with Double-A Hartford, compiling a 3-8 record and 4.91 ERA (106.1 IP, 58 ER)
- Over back-to-back outings Aug. 1 (vs. Reading) and Aug. 8 (at Altoona), worked a combined 11.1 frames with just seven hits and one run allowed
- Started for Hartford in the final game at "The Diamond" (home of the Richmond Flying Squirrels, team moving to new stadium after 40 years) on Sept. 14 and tossed 6.1 innings of four-hit, two-run ball
- Walked four-plus batters in a start on five occasions

2024

- Spent the campaign with High-A Spokane, pitching to a 4-6 record and 4.48 ERA (90.1 IP, 45 ER) in 20 games (19 starts)
- Tossed 4.0 innings of one-hit ball with one unearned run allowed, to go along with no walks and six strikeouts in his season debut April 11 at Tri-City
- Garnered Northwest League Pitcher of the Week honors twice: June 9 vs. Hillsboro (7.0 IP, 2 H, 0 R, 9 K) and July 4 vs. Tri-City (7.0 IP, 1 H, 0 R, 12 K)
- His 12 strikeouts on Independence Day are a career-high
- Worked 6.0 scoreless innings with three hits allowed and 10 punchouts on Aug. 29 vs. Tri-City
- In four outings against the Dust Devils, pitched a total of 22.0 innings without allowing an earned run, relinquished just five hits and recorded 37 strikeouts
- Made one start in the Northwest League Championship Series, allowing seven hits and three earned runs in 5.0 innings at Vancouver on Sept. 11

2023

- In his professional debut season, pitched in 21 games (20 starts) with Single-A Fresno and was 10-5 with a 5.25 ERA (94.1 IP, 55 ER)
- One of five pitchers in the California League to register double-digit wins, including his teammates Mason Albright and Michael Prosecky
- Completed 6.0 full innings on six occasions
- Had three outings of at least 5.0 frames, no runs, and three hits or fewer allowed (April 15 vs. Stockton, May 13 vs. Visalia, Aug. 3 vs. Rancho Cucamonga)
- Earned California League Pitcher of the Week for May 8-14 after spinning six scoreless innings vs. Visalia with seven strikeouts

PERSONAL / MISCELLANEOUS INFORMATION

- Has Tourette syndrome, a neurological condition characterized by repetitive movements and vocalizations called tics ... uses baseball as a platform to educate and inspire others
- Works with the New Jersey Center for Tourette Syndrome and the National Center for Tourette Syndrome on fundraising and awareness
- Attended West Morris Central High School (Chester, NJ) and became the program's all-time leader in career wins with 19
- Became the fourth Morris County player selected in the MLB Draft in a four-year span, joining Anthony Volpe (Yankees) and Jack Leiter (Rangers)
- His mother played volleyball at Mississippi State



Season	Level	League	Team	W	L	ERA	G	GS	CG	SHO	SV	SVO	IP	H	R	ER	HR	HB	BB	IBB	SO	WHIP
2023	A	CAL	FRE	10	5	5.25	21	20	0	0	0	0	94.1	107	62	55	8	6	28	0	93	1.43
2024	A+	NWL	SPO	4	6	4.48	20	19	0	0	0	0	90.1	72	48	45	11	7	42	0	101	1.26
2025	AA	EAS	HFD	3	8	4.91	25	25	0	0	0	0	106.1	105	65	58	15	6	56	0	82	1.51
Career	AA	EAS	HFD	3	8	4.91	25	25	0	0	0	0	106.1	105	65	58	15	6	56	0	82	1.51
Career	A+	NWL	SPO	4	6	4.48	20	19	0	0	0	0	90.1	72	48	45	11	7	42	0	101	1.26
Career	A	CAL	FRE	10	5	5.25	21	20	0	0	0	0	94.1	107	62	55	8	6	28	0	93	1.43
Career	Minors	3 Leagues	3 Teams	17	19	4.89	66	64	0	0	0	0	291.0	284	175	158	34	19	126	0	276	1.41





Chad Stevens

INF

Chad David Stevens

BATS	THROWS	HEIGHT	WEIGHT
RIGHT	RIGHT	6-3	215

BORN: February 3, 1999 OPENING DAY AGE: 27

BIRTHPLACE: Walnut Creek, CA SCHOOL: Portland

ACQUIRED: Signed by the Rockies to a Minor League contract on Dec. 9, 2025

QUICK HITS

- Sixth professional season, Rockies are his third organization (Astros, Angels)
- Signed a Minor League deal with Colorado on Dec. 9, 2025
- Spent the majority of the 2025 campaign with Triple-A Salt Lake, appeared in a team-high 126 games and compiled a .290/.375/.480 slashline with 23 doubles, five triples, 18 home runs, 78 RBI and 20 steals
- Had his contract purchased by Los Angeles (AL) on July 3, 2025 for his first MLB call-up, was 2-for-13 in five games
- Recorded his first Major League hit on July 5, 2025 at Toronto, a single off Max Scherzer
- Was one of four players in the PCL in 2025 with at least 46 extra-base hits and 20 stolen bases: Samad Taylor (Tacoma), Clay Dungan (El Paso) and Esteury Ruiz (OKC)
- Released by Houston on May 7, 2024, signed a Minor League contract with the Angels 20 days later
- Spent time with five different Minor League teams in 2024: Corpus Christi, ACL Angels, Tri-City, Rocket City, and Salt Lake
- Was Northwest Player of the Month for July 2024, slashed .375/.438/.663 with eight doubles, five homers and 13 RBI in 20 contests (also won NWL Player of the Week twice during the span)
- Played in 122 games for Double-A Corpus Christi in 2023, compiled a .220/.333/.397 slashline with 19 doubles, five triples, 15 home runs, 60 RBI and 23 stolen bases
- Was one of four players in the Texas League to tally at least 19 doubles, 15 homers and 23 steals in 2023 (also: Joey Loperfido, Kennedy Corona, Mike Antico)
- Was an 11th round selection by Houston in the 2021 MLB Draft
- Played in the Cape Cod League for the Wareham Gatemen in 2019
- Selected in the 40th round of the 2017 MLB Draft by San Diego but did not sign, opted to play collegiately at the University of Portland

2025

- Spent the majority of the campaign with Triple-A Salt Lake, appeared in a team-high 126 games and compiled a .290/.375/.480 slashline with 23 doubles, five triples, 18 home runs, 78 RBI and 20 steals
- Started at least one game at every position besides center field, catcher and pitcher
- Blasted his first career grand slam on May 23 vs. Omaha
- Had a trio of four-hit games in a 19-day span: June 5 vs. Round Rock, June 17 vs. Sacramento, June 24 at Reno
- In 18 games from June 1-24, slashed .397/.446/.662 with six doubles and four homers ... eight multi-hit efforts during the span
- Had his contract purchased by Los Angeles (AL) on July 3, his first-ever MLB call-up
- Appeared in five games for the Angels, going 2-for-13 before he was optioned back
- Recorded his first Major League hit on July 5 at Toronto, a single off Max Scherzer
- Designated for assignment on Sept. 7 and outrighted to Salt Lake two days later
- Was one of four players in the PCL with at least 46 extra-base hits and 20 stolen bases, alongside Samad Taylor (Tacoma), Clay Dungan (El Paso) and Esteury Ruiz (OKC)
- Signed a Minor League deal with Colorado on Dec. 9

2024

- Began the season at Double-A Corpus Christi, was 13-for-85 in 24 games prior to being released by the Astros on May 7
- Signed a Minor League contract with Los Angeles (AL) on May 27
- After playing in four contests with the ACL Angels, joined Single-A Tri-City on May 31 and slashed .324/.374/.549 with 16 doubles, seven homers and 28 RBI in 44 games
- Was Northwest League Player of the Month for July, slashed .375/.438/.663 with eight doubles, five homers and 13 RBI in 20 contests
- Was 0-for-15 to begin July, then 30-for-65 in his next 16 games ... 10 multi-hit performances during the stretch
- Earned Northwest League Player of the Week twice: July 8-14 and July 22-28
- Promoted to Double-A Rocket City on July 30, was 18-for-57 with four doubles, two homers and 10 RBI in 17 games with the Trash Pandas
- Promoted to Triple-A Salt Lake on Aug. 24 ... in 22 games for the Bees, slashed .238/.289/.345 with nine doubles and five RBI
- Was the second to last batter in the 30-year history of the Bees playing at Smith's Ballpark in downtown Salt Lake City



2023

- Played in 122 games for Double-A Corpus Christi, compiled a .220/.333/.397 slashline with 19 doubles, five triples, 15 home runs, 60 RBI and 23 stolen bases

- Was one of four players in the Texas League to tally at least 19 doubles, 15 homers and 23 steals (also: Joey Loperfido, Kennedy Corona, Mike Antico)

PERSONAL / MISCELLANEOUS INFORMATION

- Parents are Kim and Gary Stevens
 - His uncle Joey Epperson played baseball at UC Santa Barbara ... was a 13th round pick by the Padres in 2014, played at Short-Season A Eugene before retiring
 - Had a prestigious career at Gig Harbor High School (Gig Harbor, WA) ... helped lead the Tides to a Washington State 3A champion as a senior

- Was high school teammates with Michael Toglia
 - Played for the Narrows Baseball Club (10U to 18U) in Gig Harbor for five years, was on the Mariners scout team
 - Was informed of his first big league call-up during a game at Cheney Stadium in Tacoma on July 2, 2025 ... was removed defensively during the bottom of the second inning

Season	Level	League	Team	AVG	G	AB	R	H	2B	3B	HR	RBI	BB	IBB	SO	SB	CS	OBP	SLG	DPS	PA	HBP	SAC
2021	A	CAR	FAY	.147	34	116	12	17	4	1	1	12	12	0	53	3	2	.238	.224	.462	130	2	0
2022	A+	SAL	ASH	.248	85	322	55	80	16	1	12	60	30	0	101	12	5	.318	.416	.734	359	4	0
2023	AA	TEX	CC	.220	122	418	53	92	19	5	15	60	61	0	176	23	7	.333	.397	.730	495	12	0
2024	ROK	ACL	A-ANG	.357	4	14	2	5	1	1	0	2	1	0	3	0	0	.438	.571	1.009	16	1	0
2024	A+	NWL	TRI	.324	44	173	28	56	16	1	7	28	12	0	57	2	3	.374	.549	.923	187	2	0
2024	AA	TEX	CC	.153	24	85	3	13	4	0	1	5	9	0	35	2	1	.242	.235	.477	95	1	0
2024	AA	SOU	RCT	.316	17	57	6	18	4	0	2	10	3	0	11	2	1	.359	.491	.850	64	2	0
2024	AAA	PCL	SL	.238	22	84	12	20	9	0	0	5	3	0	25	2	1	.289	.345	.634	91	3	1
2024	Minors	5 Leagues	5 Teams	.271	111	413	51	112	34	2	10	50	28	0	131	8	6	.330	.436	.766	453	9	1
2024	AA	2 Leagues	2 Teams	.218	41	142	9	31	8	0	3	15	12	0	46	4	2	.289	.338	.627	159	3	0
2025	AAA	PCL	SL	.290	126	458	82	133	23	5	18	78	58	1	117	20	3	.375	.480	.855	528	7	0
2025	MLB	AL	LAA	.154	5	13	1	2	0	0	0	0	0	0	7	0	1	.154	.154	.308	14	0	1
Career	ROK	ACL	A-ANG	.357	4	14	2	5	1	1	0	2	1	0	3	0	0	.438	.571	1.009	16	1	0
Career	MLB	AL	LAA	.154	5	13	1	2	0	0	0	0	0	0	7	0	1	.154	.154	.308	14	0	1
Career	AAA	PCL	SL	.282	148	542	94	153	32	5	18	83	61	1	142	22	4	.362	.459	.821	619	10	1
Career	AA	2 Leagues	2 Teams	.220	163	560	62	123	27	5	18	75	73	0	222	27	9	.323	.382	.705	654	15	0
Career	A+	2 Leagues	2 Teams	.275	129	495	83	136	32	2	19	88	42	0	158	14	8	.337	.463	.800	546	6	0
Career	A	CAR	FAY	.147	34	116	12	17	4	1	1	12	12	0	53	3	2	.238	.224	.462	130	2	0
Career	Minors	7 Leagues	7 Teams	.251	478	1727	253	434	96	14	56	260	189	1	578	66	23	.335	.420	.755	1965	34	1





Brett Sullivan

C

Brett Charles Sullivan

BATS	THROWS	HEIGHT	WEIGHT
LEFT	RIGHT	5-11	195

BORN: February 22, 2004 OPENING DAY AGE: 32

BIRTHPLACE: Stockton, CA SCHOOL: Pacific

ACQUIRED: Signed by the Rockies to a Minor League contract on Dec. 17, 2025

QUICK HITS

- 11th professional season, Rockies are his fifth organization (Rays, Brewers Padres, Pirates)
- Signed a Minor League deal with Colorado on Dec. 17, 2025
- Batted a combined .207 between El Paso and Indianapolis in 2025, his lowest mark in 10 career seasons in the minors
- Traded to Pittsburgh in exchange for outfielder Bryce Johnson on April 16, 2025
- In 46 career games against Albuquerque (2022-25), compiled a .335/.392/.571 slashline with 20 doubles, two triples, seven homers and 41 RBI
- Ranks third in El Paso Triple-A history (2014-present) in doubles (76) while placing fourth in hits (311), RBI (194), triples (14), at-bats (1094), games played (285) and fifth in runs scored (192) and total bases (514)
- Made his Major League debut on April 18, 2023 vs. Atlanta, starting at catcher batting ninth and went 0-for-3
- Hit his first Major League home run on May 3, 2023 vs. Cincinnati, a two-run blast off Alex Young
- Collected his first MLB hit April 27, 2023 at Chicago (NL), a seventh-inning single off Mark Leiter Jr.

- Played for Team Italy in the 2023 World Baseball Classic, was 7-for-19 in five games
- Signed a Major League contract with Milwaukee on Dec. 1, 2021 ... Was dealt to San Diego at the end of Spring Training along with Korry Howell in exchange for Victor Caratini
- Hit for the cycle on June 5, 2019 in a game for Montgomery vs. Tennessee (was a natural cycle)
- Was a Mid-Season All-Star in three consecutive seasons: 2016 (Midwest League - Bowling Green), 2017 (Florida State League — Charlotte), 2018 (Southern League — Montgomery) ... also named a Post-Season All-Star in 2017
- Selected in the 17th round of the 2015 MLB Draft by Tampa Bay
- Played three seasons collegiately at Pacific University, was the starting shortstop his freshman year
- Played for the Bourne Braves of the Cape Cod League in 2014

2025

- Designated for assignment on March 22 and was outrighted to Triple-A El Paso
- Began the season El Paso, was 9-for-39 with nine RBI in 10 games
- Played his 285th and final game in a Chihuahuas uniform April 15 at Albuquerque, was 1-for-4 with an RBI single
- Traded to Pittsburgh in exchange for outfielder Bryce Johnson on April 16
- Appeared in 65 games for Triple-A Indianapolis, slashing .203/.265/.328 with nine doubles, four triples, four homers, 29 RBI and six stolen bases

- Contract was selected by the Pirates on June 7, was 1-for-6 with two RBI in three games
- Designated for assignment on June 16, sent outright to Indianapolis ... elected free agency before re-signing with Pittsburgh on a Minor League deal the next day
- His .207 combined full-season batting average was the lowest of his career
- Elected free agency on Nov. 6
- Signed a Minor League contract with Colorado on Dec. 17

2024

- Spent a majority of the season with Triple-A El Paso, appearing in 101 games and slashing .263/.347/.485 with 25 doubles, six triples, 17 homers and 63 RBI
- Went 5-for-5 on Opening Day in Albuquerque, then had three hits including a grand slam in the third game of the season
- Compiled another five-hit game April 5 vs. Round Rock, including a double and triple
- Slashed .338/.382/.750 in 16 games against the Isotopes with eight doubles, a triple, six homers and 22 RBI

- PCL Player of the Week for May 6-12, was 9-for-21 with five doubles and three long balls in five contests vs. Albuquerque
- Had two separate stints with San Diego, was a combined 3-for-16
- Was 2-for-5 on June 29 at Boston, including a two-run homer, the second blast of his big league career
- Fell a single short of the cycle on Sept. 8 at Reno



2023

- Played for Team Italy in the World Baseball Classic, was 7-for-19 in five games
- Saw his first Major League action, appearing in 33 games for San Diego and slashing .210/.244/.284 with three doubles, a homer and six RBI
- Made his Major League debut on April 18 vs. Atlanta, starting at catcher, batting ninth and went 0-for-3
- Collected his first MLB hit April 27 at Chicago (NL), a seventh-inning single off Mark Leiter Jr.

- Hit his first Major League home run on May 3 vs. Cincinnati, a two-run blast off Alex Young ... part of a two-hit, four-RBI day
- Three separate stints with the Padres: April 16-May 30, July 29-Aug. 2, Sept. 1-end of season
- In 61 contests with Triple-A El Paso, slashed .328/.401/.517 with 22 doubles, a triple, seven homers and 41 RBI
- Had a season-high four hits twice: July 7 vs. Las Vegas, Aug. 12 vs. Sugar Land (homered in each contest)

PERSONAL / MISCELLANEOUS INFORMATION

- Brett and his wife Hunter have a six-year old son, Hudson
- Hudson was in the clubhouse in El Paso when manager Philip Wellman held a team meeting to inform Brett of his first Major League call-up
- His father Mike played football and baseball at Sacramento State

- Attended Lincoln High School in Stockton, California
- Played baseball with his older brother Tyler at Lincoln High and Pacific ... Tyler was drafted in the 14th round of the 2015 MLB Draft by the White Sox and played two years in the minors, reaching as far as High-A

Season	Level	League	Team	AVG	G	AB	R	H	2B	3B	HR	RBI	BB	IBB	SO	SB	CS	OBP	SLG	OPS	PA	HBP	SAC
2015	ROK	APP	PRN	.260	65	265	47	69	20	3	11	31	10	1	35	5	0	.296	.483	.779	281	4	1
2016	AJ(Full)	MID	BG	.283	118	470	75	133	34	0	13	81	24	2	70	17	4	.314	.438	.752	501	0	1
2017	AJ(Adv)	FSL	CHA	.301	83	326	44	98	19	5	8	67	14	1	29	14	4	.330	.463	.793	345	2	0
2017	AA	SOU	MTG	.272	24	92	12	25	5	0	0	7	3	0	11	4	0	.302	.326	.628	96	1	0
2017	Minors	2 Leagues	2 Teams	.294	107	418	56	123	24	5	8	74	17	1	40	18	4	.324	.433	.757	441	3	0
2018	AA	SOU	MTG	.266	111	421	47	112	19	4	7	65	34	0	55	17	7	.322	.380	.702	466	4	0
2019	AA	SOU	MTG	.280	102	364	53	102	25	5	10	51	32	1	48	21	5	.333	.459	.792	403	0	1
2021	AAA	INT	DUR	.223	90	309	48	69	20	0	9	35	31	0	54	7	4	.302	.375	.677	345	4	1
2022	AAA	PCL	ELP	.285	113	421	73	120	28	6	9	81	38	1	58	3	0	.339	.444	.783	475	3	0
2023	AAA	PCL	ELP	.328	61	238	45	78	22	1	7	41	32	1	27	9	3	.401	.517	.918	279	2	0
2023	MLB	NL	SD	.210	33	81	7	17	3	0	1	6	4	0	19	0	0	.244	.284	.528	86	0	0
2024	AAA	PCL	ELP	.263	101	396	70	104	25	6	17	63	49	1	60	3	0	.347	.485	.832	453	4	0
2024	MLB	NL	SD	.188	7	16	1	3	0	0	1	2	1	0	4	0	0	.235	.375	.610	17	0	0
2025	AAA	PCL	ELP	.231	10	39	4	9	1	1	0	9	2	0	10	0	0	.262	.308	.570	42	0	0
2025	AAA	INT	IND	.203	65	232	28	47	9	4	4	29	19	0	38	6	1	.265	.328	.593	253	1	0
2025	MLB	NL	PIT	.167	3	6	1	1	0	0	0	2	1	0	3	0	0	.333	.167	.500	9	1	0
2025	Minors	2 Leagues	2 Teams	.207	75	271	32	56	10	5	4	38	21	0	48	6	1	.264	.325	.589	295	1	0
2025	AAA	2 Leagues	2 Teams	.207	75	271	32	56	10	5	4	38	21	0	48	6	1	.264	.325	.589	295	1	0
Career	ROK	APP	PRN	.260	65	265	47	69	20	3	11	31	10	1	35	5	0	.296	.483	.779	281	4	1
Career	MLB	NL	2 Teams	.204	43	103	9	21	3	0	2	10	6	0	26	0	0	.250	.291	.541	112	1	0
Career	AAA	2 Leagues	3 Teams	.261	440	1635	268	427	105	18	46	258	171	3	247	28	8	.332	.432	.764	1847	14	1
Career	AA	SOU	MTG	.273	237	877	112	239	49	9	17	123	69	1	114	42	12	.325	.407	.732	965	5	1
Career	A+	FSL	CHA	.301	83	326	44	98	19	5	8	67	14	1	29	14	4	.330	.463	.793	345	2	0
Career	A	MID	BG	.283	118	470	75	133	34	0	13	81	24	2	70	17	4	.314	.438	.752	501	0	1
Career	Minors	6 Leagues	7 Teams	.270	943	3573	546	966	227	35	95	560	288	8	495	106	28	.325	.433	.758	3939	25	4





Sean Sullivan

LHP

Sean Joseph Sullivan

BATS	THROWS	HEIGHT	WEIGHT
RIGHT	LEFT	6-4	190

BORN: July 22, 2002 **OPENING DAY AGE:** 23
BIRTHPLACE: Boston, MA **SCHOOL:** Wake Forest
ACQUIRED: Selected by the Rockies in the 2nd Round (46th overall) of the 2023 MLB Draft

QUICK HITS

- Fourth professional season, all with Rockies organization
- Made 18 starts for Double-A Hartford in 2025, compiling a 3.14 ERA (97.1 IP, 34 ER)
- Underwent hip surgery in the 2024-25 offseason
- 2024 Northwest League Pitcher of the Year despite starting just 14 games for High-A Spokane
- 2024 Northwest League and Baseball America High-A All-Star
- Signed with Rockies for a \$1.7 million bonus
- Began college career at Northwestern University (2022) before transferring to Wake Forest University (2023)
- Holds the Wake Forest single season strikeouts-per-nine record (14.34 K/9 IP)
- 2023 NCBWA Second-Team All-American
- 2023 Baseball America and Collegiate Baseball Third-Team All-American
- 2023 First-Team All-ACC
- Played for the 2022 Harwich Mariners of the Cape Cod League

2025

- Made 18 starts for Double-A Hartford, compiling a 3.14 ERA (97.1 IP, 34 ER)
- Underwent hip surgery in the offseason, did not make his season debut until early May, a pair of rehab starts (one each with the ACL Rockies and Single-A Fresno)
- In his first start with Hartford of the season, worked 5.0 scoreless frames of two-hit ball with no walks on May 14 vs. Binghamton
- Completed at least six innings on eight occasions
- Pitched 19.1 innings without permitting an earned run from July 22-Aug. 6, spanning three starts
- Worked a season-high 7.2 frames of scoreless ball with just two hits allowed on Aug. 6 at Altoona
- Limited Eastern League hitters to a .227 batting average against

2024

- Northwest League Pitcher of the Year despite starting just 14 games for High-A Spokane
- Northwest League and Baseball America High-A All-Star
- Began the year with Spokane and pitched to a 2.16 ERA (83.1 IP, 20 ER) and 7-2 ledger with a 101:8 K:BB ratio, .200 BAA and 0.84 WHIP in 14 starts
- Fanned a career-high 13 batters in his season debut April 6 vs. Vancouver
- Threw 9.0 innings of one-run ball May 30 vs. Everett with seven punchouts, the first pitcher to spin 9.0 frames in Minor League Baseball on the year
- Assigned to the ACL Rockies from June 24 – July 9 but did not see game action
- Over his final two games for the Indians, recorded back-to-back outings with 5.0 shutout innings and 10 strikeouts (July 23 and July 28 at Everett)
- Registered four starts with double-digit strikeouts
- Promoted to Double-A Hartford Aug. 3 and compiled a 1.97 ERA (32.0 IP, 7 ER) with a 24:7 K:BB ratio, .243 BAA and 1.09 WHIP over seven starts
- Did not allow a run over his first two starts (9.0 IP)
- Threw 6.0 shutout innings in his regular season finale September 13 at Arkansas
- Made one start in the playoffs for the Yard Goats, tossing 5.2 frames and allowing three runs, two earned, on three hits, one homer and three walks with three punchouts vs. Somerset

2023

- Made two appearances for the ACL Rockies in the regular season, tossing 1.0 scoreless innings in both outings
- Pitched in one playoff game for the ACL Rockies, hurling 1.2 scoreless innings with one punchout
- Did not allow a hit in his three outings (3.2 IP)
- Promoted to Single-A Fresno August 29 and pitched in one contest, striking out every batter he faced (2.0 IP, 0 H, 0 R, 0 BB, 6 K)
- Placed on the Injured List September 5 and did not see game action the rest of the year

PERSONAL / MISCELLANEOUS INFORMATION

- Son of Patti and Joe Sullivan
- Has three sisters: Sarah, Clare and Mary Cate
- Earned one prep varsity letter while attending Tabor Academy in Marion, MA
- Rated the sixth-best left-handed pitcher in Massachusetts by Perfect Game in 2022



Season	Level	League	Team	W	L	ERA	G	GS	CG	SHO	SV	SVO	IP	H	R	ER	HR	HB	BB	IBB	SO	WHIP
2023	ROK	ACL	A-RCK	0	0	0.00	2	0	0	0	0	0	2.0	0	0	0	0	0	1	0	4	0.50
2023	A	CAL	FRE	1	0	0.00	1	0	0	0	0	0	2.0	0	0	0	0	0	0	0	6	0.00
2023	Minors	2 Leagues	2 Teams	1	0	0.00	3	0	0	0	0	0	4.0	0	0	0	0	0	1	0	10	0.25
2024	A+	NWL	SPO	7	2	2.16	14	14	1	0	0	0	83.1	62	25	20	7	3	8	0	101	0.84
2024	AA	EAS	HFD	2	0	1.97	7	7	0	0	0	0	32.0	28	7	7	2	1	7	0	24	1.09
2024	Minors	2 Leagues	2 Teams	9	2	2.11	21	21	1	0	0	0	115.1	90	32	27	9	4	15	0	125	0.91
2025	ROK	ACL	A-RCK	0	0	0.00	1	1	0	0	0	0	2.2	0	0	0	0	2	1	0	7	0.38
2025	A	CAL	FRE	0	0	0.00	1	1	0	0	0	0	4.0	3	0	0	0	0	0	0	2	0.75
2025	AA	EAS	HFD	9	6	3.14	18	18	0	0	0	0	97.1	82	35	34	7	5	24	0	95	1.09
2025	Minors	3 Leagues	3 Teams	9	6	2.94	20	20	0	0	0	0	104.0	85	35	34	7	7	25	0	104	1.06
Career	ROK	ACL	A-RCK	0	0	0.00	3	1	0	0	0	0	4.2	0	0	0	0	2	2	0	11	0.43
Career	AA	EAS	HFD	11	6	2.85	25	25	0	0	0	0	129.1	110	42	41	9	6	31	0	119	1.09
Career	A+	NWL	SPO	7	2	2.16	14	14	1	0	0	0	83.1	62	25	20	7	3	8	0	101	0.84
Career	A	CAL	FRE	1	0	0.00	2	1	0	0	0	0	6.0	3	0	0	0	0	0	0	8	0.50
Career	Minors	4 Leagues	4 Teams	19	8	2.46	44	41	1	0	0	0	223.1	175	67	61	16	11	41	0	239	0.97





Jared Thomas

OF

Jared Alan Thomas

BATS	THROWS	HEIGHT	WEIGHT
LEFT	LEFT	6-2	190

BORN: July 1, 2003 **OPENING DAY AGE:** 22
BIRTHPLACE: Dallas, TX **SCHOOL:** Texas
ACQUIRED: Selected by the Rockies in the 2nd Round (42nd overall) of the 2024 MLB Draft

QUICK HITS

- Third professional season, all with the Rockies organization
- Ranked as the Rockies No. 3 prospect entering 2026, according to Baseball America
- Started the 2025 season with High-A Spokane, slashed .330/.427/.495 in 73 games with 13 doubles, one triple, 11 homers, 45 RBI and 22 stolen bases
- Promoted to Double-A Hartford on July 1, 2025, and slashed .245/.347/.374 with 10 doubles, a triple, three home runs, 15 RBI and 11 steals in 45 contests for the Yard Goats
- 2025 Northwest League Post-Season All-Star
- Named the Rockies 2025 Organizational Position Player of the Year, according to MLB Pipeline
- Played in the Arizona Fall League for the 2025 Salt River Rafters, appeared in 17 games and slashed .302/.343/.524 with six doubles, a triple, two homers, 12 RBI and eight steals
- Selected in the second round of the 2024 MLB Draft by Colorado (42nd overall), signed for \$2 million
- Played two years collegiately at Texas ... posted a cumulative .336/.418/.434 slashline with 30 doubles, eight triples, 20 homers and 28 stolen bases
- Started all 60 games at Texas in 2024 in the leadoff spot while splitting time between first base and outfield
- Appeared in all 64 games as a true freshman in 2023 (started 60 at first base), and received All-Big 12 honorable mention laurels

2025

- Started the season with High-A Spokane, slashed .330/.427/.495 in 73 games with 13 doubles, one triple, 11 homers, 45 RBI and 22 stolen bases
- Compiled a 12-game hitting streak from April 5-18, was 17-for-48 with eight RBI
- Named Northwest League Player of the Week for April 22-27, was 13-for-25 with a triple, three home runs, 11 RBI and two steals ... had a trio of three-hit games during the week
- Produced four consecutive multi-hit games twice in June: from June 4-7 vs. Hillsboro, and June 24-27 at Hillsboro
- Slashed .371/.446/.548 in June with 14 multi-hit performances in 23 total games
- Through June 29, ranked first among all High-A players in hits (96) and was second in batting average (.330), total bases (144) and on-base percentage (.427)
- Promoted to Double-A Hartford on July 1 and slashed .245/.347/.374 with 10 doubles, a triple, three home runs, 15 RBI and 11 steals in 45 contests for the Yard Goats
- Northwest League Post-Season All-Star
- Played in the Arizona Fall League for the Salt River Rafters, appeared in 17 games and slashed .302/.343/.524 with six doubles, a triple, two homers, 12 RBI and eight steals

2024

- Selected in the second round of the MLB Draft by Colorado (42nd overall), signed for \$2 million
- Made his pro debut by appearing in eight games with Single-A Fresno, was 11-for-33 with a double, two homers, four RBI and a stolen base
- Recorded two hits in five of eight contests, including three-straight from Aug. 7-9
- Launched his first professional homer on Aug. 7 at Rancho Cucamonga off RHP Roque Gutierrez, who had 13 strikeouts in 7.0 innings
- Placed on the Injured List Aug. 22 with a left quad strain, missed the rest of the season

PERSONAL / MISCELLANEOUS INFORMATION

- Son of Shawn and Kym Thomas
- Has two brothers, Gaige and Parker, and one sister, Demi
- Was an All-State outfielder and four-year letterman for head coach Tracy Wood at Waxahachie High School in Waxahachie, Texas
- Named to the 2021 First Team All-State outfield, was also an All-District Selection and District Offensive Player of the Year that season ... batted .484 while compiling an 0.86 ERA on the mound
- When playing in Spokane in 2025, his first-grade teacher from Texas (who had moved to Washington) read about him and attended a game at Avista Stadium
- Worked with former MLB shortstop Troy Tulowitzki to refine his hitting skills while at Texas
- Nickname is "The Postman," given to him by Trevor Burmeister (High-A Spokane's hitting coach in 2025) because he's "always delivering the barrel at the plate"



Season	Level	League	Team	AVG	G	AB	R	H	2B	3B	HR	RBI	BB	IBB	SO	SB	CS	OBP	SLG	OPS	PA	HBP	SAC
2024	A	CAL	FRE	.333	8	33	5	11	1	0	2	4	3	0	7	1	0	.389	.545	.934	36	0	0
2025	A+	NWL	SPD	.330	73	291	64	96	13	1	11	45	45	1	79	22	2	.427	.495	.922	342	5	0
2025	AA	EAS	HFD	.245	45	163	28	40	10	1	3	15	25	0	66	11	5	.347	.374	.721	191	1	1
2025	Minors	2 Leagues	2 Teams	.300	138	454	92	136	23	2	14	60	70	1	145	33	7	.398	.452	.850	533	6	1
Career	AA	EAS	HFD	.245	45	163	28	40	10	1	3	15	25	0	66	11	5	.347	.374	.721	191	1	1
Career	A+	NWL	SPO	.330	73	291	64	96	13	1	11	45	45	1	79	22	2	.427	.495	.922	342	5	0
Career	A	CAL	FRE	.333	8	33	5	11	1	0	2	4	3	0	7	1	0	.389	.545	.934	36	0	0
Career	Minors	3 Leagues	3 Teams	.302	126	487	97	147	24	2	16	64	73	1	152	34	7	.398	.458	.856	569	6	1





Keegan Thompson

RHP

Keegan Cole Thompson

BATS	THROWS	HEIGHT	WEIGHT
RIGHT	RIGHT	6-1	210

BORN: March 13, 1995 OPENING DAY AGE: 31

BIRTHPLACE: Cullman, AL SCHOOL: Auburn

ACQUIRED: Claimed by the Rockies off waivers from Cincinnati on January 7, 2026

QUICK HITS

- Ninth professional season, Rockies are his third organization (Cubs, Reds)
- Claimed off waivers by Colorado on Jan. 7, 2026
- In 104 Major League appearances entering 2026 (all with the Cubs) is 17-11 with a 3.64 ERA (227.1 IP, 92 ER) ... has compiled 111 walks and 225 strikeouts
- Signed a one-year Major League contract with Cincinnati on Nov. 4, 2025, but was designated for assignment following the Reds signing of JJ Bleday on Dec. 27
- Spent the entire 2025 campaign with Triple-A Iowa, posted a 4.50 ERA (64.0 IP, 32 ER) in 33 games (five starts) with 25 walks and 83 strikeouts
- Pitched in 29 games (17 starts) for Chicago in 2022 and totaled a 10-5 record, one of three pitchers that season to record 10 victories with 17 starts or fewer (also: Chris Stratton, Adam Cimber)
- Earned his first career Major League save on July 23, 2021, vs. Arizona when he pitched the final three frames of an 8-3 victory
- Made his Major League debut on May 2, 2021, at Cincinnati, tossing a scoreless inning of relief with two hits and one walk allowed
- Tossed 15.0-straight innings without allowing an earned run over nine appearances to begin his career in 2021, the third-longest streak in Cubs history behind Larry Cheney (28.0 - 1911) and Vern Olsen (15.1 - 1939)
- Selected by the Cubs in the third round of the 2017 MLB Draft from Auburn (105th overall selection) ... highest Auburn pitcher was taken since Steven Register in 2004 (80th overall)

2025

- Designated for assignment on March 17 and accepted his outright assignment to the Minor Leagues
- Spent the campaign with Triple-A Iowa, posted a 4.50 ERA (64.0 IP, 32 ER) in 33 games (five starts) with 25 walks and 83 strikeouts
- Fanned five batters in two perfect innings on April 8 at Toledo
- Was on the Injured List from May 23-June 26
- Signed a one-year Major League contract with Cincinnati on Nov. 4, but was designated for assignment following the Reds signing of JJ Bleday on Dec. 27

2024

- For a fourth consecutive season, split the year between Triple-A Iowa and Chicago (four stints in minors, five in majors)
- In 24 games with Chicago, totaled a 2.67 ERA (30.1 IP, 9 ER)
- Pitched in 20 contests with Iowa and posted a 2.96 ERA (27.1 IP, 9 ER)
- With Chicago, held right-handed batters to an .075 batting average against, lowest among all MLB pitchers (min. 65 batters faced)
- Had a 9.2 scoreless inning stretch (five appearances) from April 12-26, also 13.1 frames (10 outings) without permitting a run from June 16-Sept. 11
- Was on the Major League Injured List from May 12-June 7 (viral illness) and June 27-Aug. 6 (right rib fracture)

2023

- Made 19 appearances with Chicago and compiled a 4.71 ERA (28.2 IP, 15 ER)
- Allowed just one earned run in his first eight outings of the season (spanning 13.1 IP)
- In 20 outings with Triple-A Iowa, pitched to an 8.10 ERA (30.0 IP, 27 ER) ... relented multiple runs in eight different games

PERSONAL / MISCELLANEOUS INFORMATION

- Son of Jerry and Phyllis Thompson
- Was teammates with current Detroit Tigers pitcher Casey Mize at Auburn
- Attended Cullman High School (Alabama) and was Gatorade State Player of the Year in 2011 and 2013
- Named a high school All-American in 2011, 2012 and 2013
- Won two gold medals with USA Baseball with their 16U and 18U teams
- 2012 Perfect Game Underclass First-Team All-American
- Rated the No. 14 overall prospect for the 2016 MLB Draft by Perfect Game



Season	Level	League	Team	W	L	ERA	G	GS	CG	SHO	SV	SVO	IP	H	R	ER	HR	HB	BB	IBB	SO	WHIP
2017	A(Short)	NWL	EUG	1	2	2.37	7	1	0	0	0	2	19.0	15	5	5	1	0	4	0	23	1.00
2018	A(Adv)	CAR	MB	3	3	3.19	12	12	0	0	0	0	67.2	49	27	24	6	2	13	0	61	0.92
2018	AA	SOU	TNS	6	3	4.05	13	13	0	0	0	0	62.0	66	29	28	3	3	21	0	54	1.40
2018	Minors	2 Leagues	2 Teams	9	6	3.61	25	25	0	0	0	0	129.2	115	56	52	9	5	34	0	115	1.15
2019	ROK	ACL	A-CUB	0	2	7.20	2	2	0	0	0	0	5.0	4	4	4	1	1	0	0	5	0.80
2019	AA	SOU	TNS	0	0	0.00	1	1	0	0	0	0	5.0	0	0	0	0	1	1	0	8	0.20
2019	Minors	2 Leagues	2 Teams	0	2	3.60	3	3	0	0	0	0	10.0	4	4	4	1	2	1	0	13	0.50
2021	AAA	INT	IOW	0	0	0.00	4	4	0	0	0	0	14.2	5	0	0	0	0	5	0	16	0.68
2021	MLB	NL	CHC	3	3	3.38	32	6	0	0	1	2	53.1	48	22	20	9	2	31	1	55	1.48
2022	AAA	INT	IOW	0	0	3.86	1	1	0	0	0	0	2.1	1	1	1	0	0	1	0	4	0.86
2022	MLB	NL	CHC	10	5	3.76	29	17	0	0	1	2	115.0	103	54	48	16	9	43	0	108	1.27
2023	AAA	INT	IOW	3	0	8.10	20	0	0	0	0	1	30.0	34	28	27	8	2	23	0	40	1.90
2023	MLB	NL	CHC	2	2	4.71	19	0	0	0	1	1	28.2	20	15	15	2	1	19	0	26	1.36
2024	AAA	INT	IOW	2	1	2.96	20	0	0	0	1	2	27.1	15	11	9	3	2	10	0	38	0.91
2024	MLB	NL	CHC	2	1	2.67	24	0	0	0	2	2	30.1	19	12	9	3	0	18	0	36	1.22
2025	AAA	INT	IOW	6	2	4.50	33	5	0	0	0	2	64.0	65	33	32	7	8	25	0	83	1.41
Career	ROK	ACL	A-CUB	0	2	7.20	2	2	0	0	0	0	5.0	4	4	4	1	1	0	0	5	0.80
Career	MLB	NL	CHC	17	11	3.64	104	23	0	0	5	7	227.1	190	103	92	30	12	111	1	225	1.32
Career	AAA	INT	IOW	11	3	4.49	78	10	0	0	1	5	138.1	120	73	69	18	12	64	0	181	1.33
Career	AA	SOU	KNX	6	3	3.76	14	14	0	0	0	0	67.0	66	29	28	3	4	22	0	62	1.31
Career	A+	CAR	MB	3	3	3.19	12	12	0	0	0	0	67.2	49	27	24	6	2	13	0	61	0.92
Career	A(Short)	NWL	EUG	1	2	2.37	7	1	0	0	0	2	19.0	15	5	5	1	0	4	0	23	1.00
Career	Minors	5 Leagues	5 Teams	21	13	3.94	113	39	0	0	1	7	297.0	254	138	130	29	19	103	0	332	1.20





Sterlin Thompson

OF

Sterlin Shaw Thompson

BATS	THROWS	HEIGHT	WEIGHT
LEFT	RIGHT	6-3	200

BORN: June 26, 2001 OPENING DAY AGE: 23
 BIRTHPLACE: Longmont, CO SCHOOL: Florida
 ACQUIRED: Selected by the Rockies in Round 1C (compensatory, 31st overall) in the 2022 MLB Draft

QUICK HITS

- Fifth professional season, all with the Rockies organization
- Added to the Rockies 40-man roster Nov. 18, 2025
- Spent the entire 2025 campaign with Triple-A Albuquerque, compiling a .296/.392/.519 slashline with 28 doubles, eight triples, 18 homers and 66 RBI in 120 games
- Became just the second player in Isotopes history to tally at least eight triples and 18 homers in a season (also: Wynton Bernard, 2022)
- From May 9 through the end of the 2025 season, slashed .334/.428/.590 with 23 doubles, seven triples, 16 homers, 58 RBI and 12 stolen bases in a 90-game span
- Talled a 28-game on-base streak from July 30-Sept. 12, 2025, slashing .384/.495/.663 with seven doubles, one triple, five homers and 16 RBI
- Spent the entire 2024 season with Double-A Hartford, slashing .245/.319/.385 with 13 homers, 18 doubles, 57 RBI and 12 stolen bases
- 2023 Northwest League Post-Season All-Star; 2023 MiLB.com Organizational All-Star
- Played for the Salt River Rafters of the Arizona Fall League in 2023; named to the Rising Star team
- Selected with the 31st overall pick in the 2022 First-Year Player Draft, was compensation for Colorado losing Trevor Story as a free agent when he signed with Boston
- Second-highest drafted outfielder in University of Florida history (Wyatt Langford, fourth overall by Texas in 2023)
- Received a \$2.4 million signing bonus
- Played two seasons for the Gators (2021-22), totaling a .332/.424/.524 slash line with 26 doubles, five triples, 16 homers, 78 RBI and 12 steals
- Started all 66 contests as a sophomore in 2022
- Launched a walk-off homer to defeat No. 20 Florida State on May 17, 2022
- 2021 Freshman All-SEC team, also named to the All-Conference Tournament squad
- Competed in the Florida Collegiate Summer League for the Orlando Scorpions (2020) and Winter Park Diamond Dawgs (2021)

2025

- Spent the entire campaign with Triple-A Albuquerque, compiling a slashline of .296/.392/.519 with 28 doubles, eight triples, 18 homers and 66 RBI in 120 games
- Was one of just 12 PCL players to appear in 120 or more contests
- In his first 30 Triple-A games, batted just .178 (19-for-107) with eight extra-base hits
- From May 9 through the end of the season, slashed .334/.428/.590 with 23 doubles, seven triples, 16 homers, 58 RBI and 12 stolen bases in a 90-game span
- Produced his first career five-hit game on May 16 vs. Tacoma, spurring the Isotopes to a comeback victory after trailing 12-4 in the sixth inning
- Had a pair of two-homer games in a two-week span: May 23 at Reno, June 6 at El Paso
- Talled a 28-game on-base streak from July 30-Sept. 12, slashing .384/.495/.663 with seven doubles, one triple, five homers and 16 RBI
- Had three hits in back-to-back games for the first time in his pro career Aug. 12-13 at Oklahoma City (including three XBH)
- Established a career-high with his 15th home run of the season on Sept. 6 vs. Round Rock
- Became just the second player in Isotopes history to tally at least eight triples and 18 homers in a season (also: Wynton Bernard, 2022)

2024

- Spent the entire season with Double-A Hartford, slashing .245/.319/.385 with 13 homers, 18 doubles, 57 RBI and 12 stolen bases
- Registered third career multi-homer game July 4 vs. Binghamton
- Talled a career-high four hits three times (April 28 vs. Portland, May 25 at Portland and June 30 vs. New Hampshire)
- Belted walk-off RBI double on August 28 vs. Binghamton
- Played 80 games in left field, 27 as DH, 11 at first base and one each at second and third base



2023

- Began the campaign with High-A Spokane, slashing .323/.399/.520 with 22 doubles, a triple, seven homers, 39 RBI and 14 stolen bases
- Northwest League Post-Season All-Star
- Slashed .463/.513/.746 with eight doubles, three homers, 18 RBI across 18 contests in April
- Was 4-for-5 on April 18 at Tri-City, scored four runs and

- collected four RBI on April 27 vs. Everett
- Missed the entire month of May due to an elbow injury, returned on June 2
- Appeared primarily at third base overall (59 games), while also mixing in action at second (14 games), left field (nine games) and right field (one contest)
- Promoted to Double-A Hartford on Aug. 7


PERSONAL / MISCELLANEOUS INFORMATION

- Parents are huge Rockies fans, took him to his first game at Coors Field when he was six months old
- Grew up in Ocala, Florida, initially attended Forest High School before transferring to New Marion High School for his senior year

- Batted .357 his senior campaign
- Rated as the ninth-best shortstop in his class nationally by perfect game
- Originally committed to play at Stetson, also had offers from Mississippi State, LSU and Kentucky

Season	Level	League	Team	AVG	G	AB	R	H	2B	3B	HR	RBI	BB	IBB	SO	SB	CS	OBP	SLG	OPS	PA	HBP	SAC
2022	ROK	ACL	A-RCK	.273	15	55	9	15	3	0	1	6	2	0	16	1	0	.328	.382	.710	61	3	0
2022	A	CAL	FRE	.348	11	46	9	16	4	0	1	4	3	0	12	2	0	.380	.500	.880	50	0	0
2022	Minors	2 Leagues	2 Teams	.307	26	101	18	31	7	0	2	10	5	0	28	3	0	.351	.436	.787	111	3	0
2023	A+	NWL	SPO	.323	60	229	42	74	22	1	7	39	23	1	42	14	2	.399	.520	.919	263	8	0
2023	AA	EAS	HFD	.238	34	126	14	30	3	0	7	17	15	0	32	3	1	.333	.429	.762	144	3	0
2023	Minors	2 Leagues	2 Teams	.293	94	355	56	104	25	1	14	56	38	1	74	17	3	.376	.487	.863	407	11	0
2024	AA	EAS	HFD	.245	119	462	62	113	18	4	13	57	43	0	122	12	4	.319	.385	.704	518	9	0
2025	AAA	PCL	ABQ	.296	120	439	82	130	28	8	18	66	53	0	107	12	4	.392	.519	.911	513	18	0
Career	ROK	ACL	A-RCK	.273	15	55	9	15	3	0	1	6	2	0	16	1	0	.328	.382	.710	61	3	0
Career	AAA	PCL	ABQ	.296	120	439	82	130	28	8	18	66	53	0	107	12	4	.392	.519	.911	513	18	0
Career	AA	EAS	HFD	.243	153	588	76	143	21	4	20	74	58	0	154	15	5	.322	.395	.717	662	12	0
Career	A+	NWL	SPO	.323	60	229	42	74	22	1	7	39	23	1	42	14	2	.399	.520	.919	263	8	0
Career	A	CAL	FRE	.348	11	46	9	16	4	0	1	4	3	0	12	2	0	.380	.500	.880	50	0	0
Career	Minors	5 Leagues	5 Teams	.279	359	1357	218	378	78	13	47	189	139	1	331	44	11	.360	.459	.819	1549	41	0





Jose Torres

INF

Jose David Torres

BATS	THROWS	HEIGHT	WEIGHT
RIGHT	RIGHT	5-11	171

BORN: September 28, 1999 OPENING DAY AGE: 26

BIRTHPLACE: Guayubin, D.R. SCHOOL: N.C. State

ACQUIRED: Selected by the Rockies in the 2024 Rule 5 Draft from Cincinnati (Triple-A Phase)

QUICK HITS

- Sixth professional season, Rockies are his second organization (Reds)
- In 35 contests with the Isotopes in 2025, compiled a .239/.299/.436 slashline with four doubles, two triples, five home runs and 13 RBI
- Hit two home runs on Sept. 2, 2025, vs. Round Rock ... including a three-run blast of rehabbing Rangers starter Tyler Mahle
- Began the 2025 season with Double-A Hartford, slashed .244/.310/.421 with 13 doubles, 10 homers and 42 RBI in 65 contests
- Was selected by the Rockies in the Triple-A phase of the Rule 5 Draft on Dec. 11, 2024
- Played in 79 games with Double-A Chattanooga in 2024, posted a .217/.274/.319 slashline with 11 doubles, five homers, 21 RBI and nine stolen bases
- Third round selection by Cincinnati in the 2021 MLB Draft out of North Carolina State
- Launched the game-winning home run in the ninth inning to eliminate No. 1 Arkansas in 2021 and send the Wolfpack to the College World Series
- Was teammates with Evan Justice on the 2021 team that reached the College World Series but was disqualified due to COVID protocols
- Selected by Milwaukee in the 24th round of the 2019 MLB Draft, did not sign

2025

- Began the season with Double-A Hartford, slashed .244/.310/.421 with 13 doubles, 10 homers and 42 RBI in 65 contests
- Belted a grand slam on April 18 vs. Portland as part of a nine-run seventh inning for the Yard Goats, was his first home run of the season
- Compiled a career-high tying four hits (including three doubles) on June 6 at Portland
- Was 7-for-12 over a two-game span June 5-6
- Promoted to Triple-A Albuquerque on July 1
- In 35 contests with the Isotopes, compiled a .239/.299/.436 slashline with four doubles, two triples, five home runs and 13 RBI
- Delivered the game-winning single in the 10th inning on July 10 at Round Rock
- Was 3-for-3 with his first two extra-base hits at Triple-A (home run and double) on July 23 at Salt Lake, triple shy of the cycle
- Hit two home runs on Sept. 2 vs. Round Rock in his first game since Aug. 15 (development list stint), including the eventual game-winning blast in the seventh inning ... third career multi-homer game
- His second inning blast on Sept. 2 came off rehabbing MLB starter Tyler Mahle

2024

- Played in 79 games with Double-A Chattanooga, posted a .217/.274/.319 slashline with 11 doubles, five homers, 21 RBI and nine stolen bases
- Delivered a walk-off single on June 11 vs. Montgomery after entering the contest as a pinch-runner
- Walked just 17 times compared to 82 strikeouts
- Was selected by the Rockies in the Triple-A phase of the Rule 5 Draft on Dec. 11

2023

- In 89 games with Double-A Chattanooga, slashed .187/.284/.293 with 11 doubles, a triple, six home runs, 35 RBI and 11 stolen bases
- Was on the Injured list from April 19-May 23
- Drove in a career-high six runs on Aug. 18 at Birmingham, including a grand slam ... scored four runs in the game
- Had back-to-back three-hit games Aug. 18-19 at Birmingham

PERSONAL / MISCELLANEOUS INFORMATION

- Born in the Dominican Republic ... family moved to the United States when he was two (initially New Jersey, then Miami, then Baltimore)
- Attended the baseball academy in Miami led by former Isotope Yency Almonte's father
- Considers Yency as an older brother
- Played for the Amarillo Sod Squad of the makeshift Texas Collegiate League in 2020
- Graduated from Calvert Hall High School (Baltimore) in 2019, earned Baltimore Sun All-Metro Player of the Year honors as a senior



Season	Level	League	Team	AVG	G	AB	R	H	2B	3B	HR	RBI	BB	IBB	SO	SB	CS	OBP	SLG	OPS	PA	HBP	SAC
2021	ROK	ACL	A-RED	.300	3	10	3	3	0	1	1	2	2	0	2	1	0	.417	.800	1.217	12	0	0
2021	A	FSL	DBT	.337	25	95	15	32	4	3	4	17	8	0	17	6	2	.383	.568	.951	107	1	0
2021	Minors	2 Leagues	2 Teams	.333	28	105	18	35	4	4	5	19	10	0	19	7	2	.387	.590	.977	119	1	0
2022	A+	MID	DAY	.234	107	397	53	93	14	2	13	46	28	1	116	26	4	.287	.378	.665	437	4	0
2023	AA	SOU	CHA	.187	89	294	50	55	11	1	6	35	34	0	107	11	3	.284	.293	.577	344	7	3
2024	AA	SOU	CHA	.217	79	254	35	55	11	0	5	21	17	0	82	9	3	.274	.319	.593	279	4	1
2025	AA	EAS	HFD	.244	65	242	32	59	13	0	10	42	22	0	89	8	1	.310	.421	.731	272	3	1
2025	AAA	PCL	ABQ	.239	35	117	20	28	4	2	5	13	10	0	39	1	0	.299	.436	.735	127	0	0
2025	Minors	2 Leagues	2 Teams	.242	100	359	52	87	17	2	15	55	32	0	128	9	1	.307	.426	.733	399	3	1
Career	ROK	ACL	A-RED	.300	3	10	3	3	0	1	1	2	2	0	2	1	0	.417	.800	1.217	12	0	0
Career	AAA	PCL	ABQ	.239	35	117	20	28	4	2	5	13	10	0	39	1	0	.299	.436	.735	127	0	0
Career	AA	2 Leagues	2 Teams	.214	233	790	117	169	35	1	21	98	73	0	278	28	7	.289	.341	.630	895	14	5
Career	A+	MID	DAY	.234	107	397	53	93	14	2	13	46	28	1	116	26	4	.287	.378	.665	437	4	0
Career	A	FSL	DBT	.337	25	95	15	32	4	3	4	17	8	0	17	6	2	.383	.568	.951	107	1	0
Career	Minors	6 Leagues	6 Teams	.231	403	1409	208	325	57	9	44	176	121	1	452	62	13	.297	.378	.675	1578	19	5





Zac Veen

OF

Zachary Richard Veen

BATS	THROWS	HEIGHT	WEIGHT
LEFT	RIGHT	6-3	190

BORN: December 12, 2001 **OPENING DAY AGE:** 24
BIRTHPLACE: Port Orange, FL **SCHOOL:** Spruce Creek HS
ACQUIRED: Selected by the Rockies in the 1st round (9th overall) of the 2020 MLB Draft

QUICK HITS

- Sixth professional season, all in the Rockies org
- Spent the majority of the 2025 season at Triple-A Albuquerque where he slashed .289/.354/.468 with 23 doubles, five triples, 11 homers, 59 RBI and 15 steals in 90 ballgames
- Produced his first career five-hit game on April 5, 2025 vs. Salt Lake, including two doubles and a homer
- Made his Major League debut on April 8, 2025, vs. Milwaukee, going 1-for-4 with a bunt single (Abner Uribe)
- Launched his first Major League home run on April 20, 2025, vs. Washington off Jake Irvin, his teammate Braxton Fulford also connected on his first MLB long ball in the same game
- Had four hits in back-to-back games June 26-27, 2025 at Las Vegas, the first Isotope to accomplish the feat since Josh Fuentes in May 2018
- Added to the Rockies 40-man roster November 19, 2024
- Played in 21 games for Triple-A Albuquerque in 2024 after being promoted Aug. 23, slashing .220/.281/.476 with six homers, three doubles, 15 RBI and six steals
- Had a straight steal of home on Sept. 7, 2024, at Tacoma, becoming the second Isotope to accomplish the feat (Eric Reed, June 20, 2007, at Oklahoma City)
- Played in 46 games for Double-A Hartford in 2023 ... Did not appear after June 15 after undergoing season-ending left wrist surgery a week later
- 2022 Future's Game participant; went 2-for-3 with two singles and two stolen bases

- Named the 2022 Arizona Fall League's (AFL) Offensive Player of the Year while with the Salt River Rafters; slashed .333/.444/.444 with 16 stolen bases in 21 games
- Also named a 2022 AFL Fall-Star
- Tabbed as MiLB's 2022 High-A Northwest League MVP and named to All-Star team; slashed .269/.368/.439 with 11 homers and 60 RBI
- Winner of the Rockies 2021 Doug Million Minor League Player of the Year award
- 2021 MiLB.com Organizational All-Star and the California League's Top Prospect
- Hit for the cycle with Single-A Fresno on Aug. 24, 2021, vs. Modesto, also connecting on his first professional grand slam in the game
- Named the Daytona Beach News-Journal Baseball Player of the Year in 2019 after hitting .414 with 36 stolen bases
- Ranked as the No. 1 prep prospect in the country by Perfect Game and MLB.com in 2020
- Slashed .500/.627/.969 with 17 steals in the shortened 2020 season at Spruce Creek High School
- 2020 Florida Gatorade Player of the Year
- Played in both the Under Armour All-America Baseball Game and Perfect Game All-American Classic in 2019
- Committed to play baseball at the University of Florida in November 2019

2025

- Spent the majority of the season at Triple-A Albuquerque and slashed .289/.354/.468 with 23 doubles, five triples, 11 homers, 59 RBI and 15 steals in 90 games
- Produced his first career five-hit game on April 5 vs. Salt Lake, including two doubles and a homer
- Made his Major League debut on April 8 vs. Milwaukee, going 1-for-4 with a bunt single (Abner Uribe)
- Launched his first Major League home run on April 20 vs. Washington off Jake Irvin, his teammate Braxton Fulford also connected on his first MLB long ball in the same game

- Went 4-for-34 with Colorado over 12 games with one double, one homer and two RBI
- Optioned back to Triple-A on April 24
- Was off Albuquerque's active roster from May 27-June 17, spent time at the Rockies' Spring Training facility
- Had four hits in back-to-back games June 26-27 at Las Vegas, the first Isotope to accomplish the feat since Josh Fuentes in May 2018
- Belted three leadoff homers for Albuquerque: April 30 vs. Salt Lake, June 29 at Las Vegas, July 6 vs. El Paso



2024

- Played in 21 games for Triple-A Albuquerque down the stretch after promotion August 23 ... Slashed .220/.281/.476 with six homers, three doubles, 15 RBI and six steals
- Had a straight steal of home on Sept. 7 at Tacoma, becoming the second Isotope to accomplish the feat (Eric Reed, June 20, 2007, at Oklahoma City)
- Stole second Sept. 10 to set the Isotopes new single-season team record for steals in a campaign (186)
- Belted first Triple-A homer in his second game with the Isotopes August 25 at Sugar Land, a three-run shot (also first Triple-A hit)
- With Albuquerque, had four multi-hit games, including two three-hit contests

- Had a six-game hitting streak with the Isotopes from Sept. 5-11
- Started the year with Double-A Hartford before being placed on IL May 19 ... Had rehab assignments with ACL Rockies and Single-A Spokane
- Tied a career-high with four hits on two occasions (April 13 and May 9)
- Placed on IL by Hartford a second and third time on July 9 and July 25, with back and thumb injuries, respectively
- Activated off the IL and assigned to the Isotopes August 23
- Added to the Rockies 40-man roster November 19

2023

- Played in 46 games for Double-A Hartford, where he slashed .209/.303/.308 with seven doubles, two triples, two homers, 24 RBI and 22 stolen bases
- Launched the second grand slam of his pro career on May 27 at Altoona
- Career-high six RBI on May 6 vs. Reading, had a two-run single, two-run double, and two-run triple

- In his final 23 games, was just 13-for-84 with three extra-base hits and no multi-hit performances
- Did not appear after June 15, underwent season-ending left wrist surgery a week later
- Played in nine games for Ponce de the Puerto Rican Winter League; slashed .429/.478/.619 with four doubles, one RBI and three stolen bases

PERSONAL / MISCELLANEOUS INFORMATION

- Parents are Christine Franks and Rick Veen

- Signed with the Rockies for a \$5 million bonus

Season	Level	League	Team	AVG	G	AB	R	H	2B	3B	HR	RBI	BB	IBB	SO	SB	CS	OBP	SLG	OPS	PA	HBP	SAC
2021	A	CAL	FRE	.301	106	399	83	120	27	4	15	75	64	1	126	36	17	.399	.501	.900	479	6	2
2022	A+	NWL	SPO	.269	92	342	72	92	19	3	11	60	50	1	90	50	4	.368	.439	.807	400	5	0
2022	AA	EAS	HFD	.177	34	124	12	22	4	0	1	7	14	0	42	5	5	.262	.234	.496	141	1	0
2022	Minors	2 Leagues	2 Teams	.245	126	466	84	114	23	3	12	67	64	1	132	55	9	.340	.384	.724	541	6	0
2023	AA	EAS	HFD	.209	46	172	15	36	7	2	2	24	23	0	43	22	2	.303	.308	.611	201	2	0
2024	ROK	ACL	A-RCK	.571	3	7	3	4	1	0	0	3	1	0	2	2	0	.556	.714	1.270	10	0	1
2024	A+	NWL	SPO	.235	5	17	4	4	1	0	0	3	6	0	3	3	2	.435	.294	.729	23	0	0
2024	AA	EAS	HFD	.268	36	127	24	34	5	2	5	14	16	0	38	10	1	.359	.457	.816	145	2	0
2024	AAA	PCL	ABQ	.220	21	82	12	18	3	0	6	15	7	0	24	6	1	.281	.476	.757	92	0	3
2024	Minors	4 Leagues	4 Teams	.258	65	233	43	60	10	2	11	35	30	0	67	21	4	.346	.459	.805	270	2	4
2025	ROK	ACL	A-RCK	.286	3	7	2	2	0	0	0	1	4	0	2	0	0	.545	.286	.831	11	0	0
2025	AAA	PCL	ABQ	.289	90	370	57	107	23	5	11	59	35	1	84	15	5	.354	.468	.822	412	3	2
2025	MLB	NL	COL	.118	12	34	1	4	1	0	1	2	2	0	14	1	1	.189	.235	.424	37	1	0
2025	Minors	2 Leagues	2 Teams	.289	93	377	59	109	23	5	11	60	39	1	86	15	5	.359	.464	.823	423	3	2
Career	ROK	ACL	A-RCK	.429	6	14	5	6	1	0	0	4	5	0	4	2	0	.550	.500	1.050	21	0	1
Career	MLB	NL	COL	.118	12	34	1	4	1	0	1	2	2	0	14	1	1	.189	.235	.424	37	1	0
Career	AAA	PCL	ABQ	.277	111	452	69	125	26	5	17	74	42	1	108	21	6	.341	.469	.810	504	3	5
Career	AA	EAS	HFD	.217	116	423	51	92	16	4	8	45	53	0	123	37	8	.308	.331	.639	487	5	0
Career	A+	NWL	SPO	.267	97	359	76	96	20	3	11	63	56	1	93	53	6	.371	.432	.803	423	5	0
Career	A	CAL	FRE	.301	106	399	83	120	27	4	15	75	64	1	126	36	17	.399	.501	.900	479	6	2
Career	Minors	5 Leagues	5 Teams	.267	436	1647	284	439	90	16	51	261	220	3	454	149	37	.356	.434	.790	1914	19	8





Braylen Wimmer

INF

Braylen Matthew Wimmer

BATS	THROWS	HEIGHT	WEIGHT
RIGHT	RIGHT	6-3	200

BORN: *December 27, 2000* OPENING DAY AGE: *25*
 BIRTHPLACE: *Oklahoma City, OK* SCHOOL: *South Carolina*
 ACQUIRED: *Selected by the Rockies in the 8th round (232nd overall) of the 2023 MLB Draft*

QUICK HITS

- Fourth professional season, all with the Rockies org
- Underwent an awake craniotomy on Nov. 19, 2025, to remove a brain tumor discovered after he had a seizure on Nov. 1, 2025, while playing in the Arizona Fall League ... His girlfriend, Peyton Gray, launched a GoFundMe page to help pay for medical expenses
- Played for the 2025 Salt River Rafters of the Arizona Fall League ... Over 17 games, hit .222 with one double and seven RBI
- Split 2025 season between High-A Spokane and Double-A Hartford ... recorded a combined slash line of .296/.366/.466 with 30 doubles, two triples, 17 homers, 69 RBI and 37 stolen bases in 131 games
- Named a 2025 Northwest League All-Star
- Named a 2024 California League All-Star
- Earned California Player of the Month for June 2024 after recording a .387/.452/.677 slash line with nine doubles, six homers and 17 RBI
- Originally drafted by the Phillies in the 18th round of the 2022 MLB Draft but did not sign, returned for senior year at South Carolina
- Played four years for the Gamecocks (2020-23), tallying a .291/.358/.495 career slash line with 39 doubles, two triples, 32 homers and 113 RBI

2025

- Split season between High-A Spokane and Double-A Hartford
- Began year with Spokane and slashed .302/.376/.503 with 22 doubles, two triples, 14 homers, 53 RBI and 26 swipes over 86 games
- Named a Northwest League Post-Season All-Star
- Earned Northwest League Player of the Month laurels for May after slashing .337/.398/.529 with eight doubles, four homers, 15 RBI and 10 stolen bases
- Promoted to Hartford July 18 ... Over 45 contests, slashed .284/.346/.389 with eight doubles, three home runs, 16 RBI and 11 stolen bases
- Underwent an awake craniotomy on Nov. 19, 2025, to remove a brain tumor discovered after he had a seizure on Nov. 1, 2025, while playing in the Arizona Fall League ... His girlfriend, Peyton Gray, launched a GoFundMe page to help pay for medical expenses
- Played for the 2025 Salt River Rafters of the Arizona Fall League ... Over 17 games, hit .222 with one double and seven RBI

2024

- Spent the entire year with Single-A Fresno, slashing .285/.362/.435 with 21 doubles, three triples, 14 homers, 64 RBI and 34 stolen bases
- Named a California League All-Star
- Earned California Player of the Month for June after recording a .387/.452/.677 slash line with nine doubles, six homers and 17 RBI

2023

- Selected by the Rockies in the eighth round of the 2023 MLB Draft
- Played in 14 games for the ACL Rockies, hitting .383 with five doubles, one triple, one homer and five RBI
- Had a nine-game hit streak to finish the season

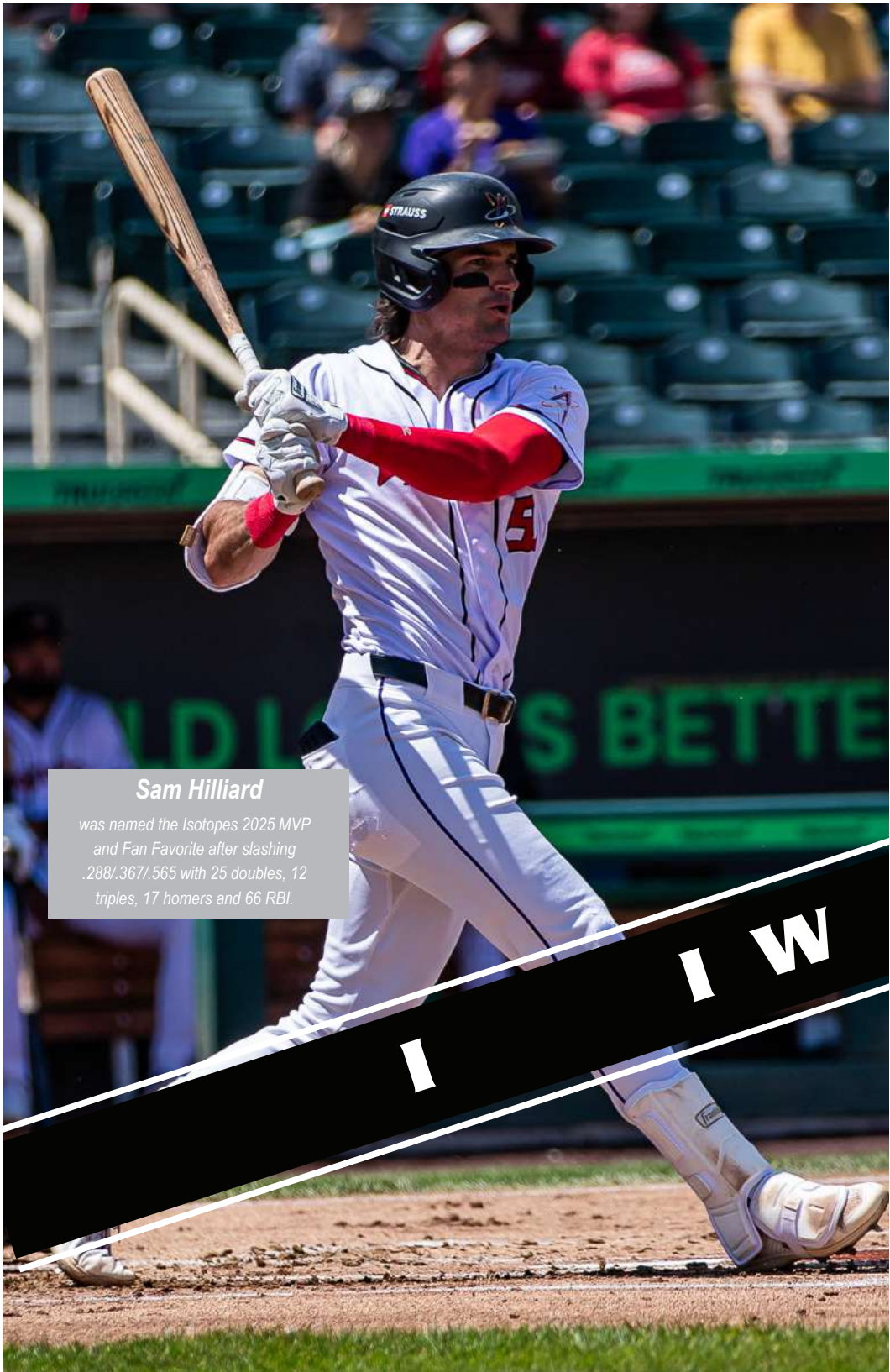
PERSONAL / MISCELLANEOUS INFORMATION

- Son of Chris and Jill Wimmer
- Dad, Chris, played baseball at Wichita State (1990-92) and was a two-time All-American ... Led the NCAA in hits in 1991 ... Played for USA National Baseball team in the 1992 Summer Olympics ... Drafted by the Giants in the eighth round of the 1992 MLB Draft ... Played in the minor leagues from 1993-99, reaching Triple-A (Giants, Cubs, Cardinals and Pirates) ... Worked as an area scout for Detroit for eight years ... Currently the General Manager of The Grind Training Center, a baseball/softball training facility in Oklahoma
- All-State and All-Conference in 2019 ... 2019 The Oklahoman All-State First-Team
- 2020-21 and 2022-23 SEC Spring Honor Roll
- 2023 Brooks Wallace Award watch list (2023)
- Rockies drafted South Carolina teammate Jack Mahoney in the third round of the 2023 MLB Draft



Season	Level	League	Team	AVG	G	AB	R	H	2B	3B	HR	RBI	BB	IBB	SO	SB	CS	OBP	SLG	OPS	PA	HBP	SAC
2023	ROK	ACL	A-RCK	.383	14	47	15	18	5	1	1	5	5	0	14	2	0	.453	.596	1.049	54	1	1
2024	A	CAL	FRE	.285	118	460	94	131	21	3	14	64	48	0	107	34	5	.362	.435	.797	529	12	2
2025	A+	NWL	SPO	.302	86	338	52	102	22	2	14	53	31	0	85	26	1	.376	.503	.879	386	11	3
2025	AA	EAS	HFD	.284	45	162	20	46	8	0	3	16	13	0	42	11	2	.346	.389	.735	183	4	1
2025	Minors	2 Leagues	2 Teams	.296	131	500	72	148	30	2	17	69	44	0	127	37	3	.366	.466	.832	569	15	4
Career	ROK	ACL	A-RCK	.383	14	47	15	18	5	1	1	5	5	0	14	2	0	.453	.596	1.049	54	1	1
Career	AA	EAS	HFD	.284	45	162	20	46	8	0	3	16	13	0	42	11	2	.346	.389	.735	183	4	1
Career	A+	NWL	SPO	.302	86	338	52	102	22	2	14	53	31	0	85	26	1	.376	.503	.879	386	11	3
Career	A	CAL	FRE	.285	118	460	94	131	21	3	14	64	48	0	107	34	5	.362	.435	.797	529	12	2
Career	Minors	4 Leagues	4 Teams	.295	263	1007	181	297	56	6	32	138	97	0	248	73	8	.369	.458	.827	1152	28	7





Sam Hilliard

*was named the Isotopes 2025 MVP
and Fan Favorite after slashing
.288/.367/.565 with 25 doubles, 12
triples, 17 homers and 66 RBI.*

I I W

2025 SEASON IN REVIEW



The Albuquerque Isotopes completed their 22nd season in 2025, a memorable campaign that saw exciting moments on the diamond, tremendous fan support and fun events hosted at Rio Grande Credit Union Field at Isotopes Park.

For the third straight year, Isotopes Park welcomed the highest cumulative total of fans in the Pacific Coast League, as 493,849 came through the turnstiles in 2025. The cumulative attendance was also fifth-most in all of Minor League Baseball, tied for the highest Albuquerque has finished in 22 seasons (2023 and 2024). Additionally, the Isotopes paced the PCL in average attendance for the fourth consecutive year with 6,765 per contest. Albuquerque welcomed a five-figure crowd for six of its 73 home dates. The Friday evening July 4th Celebration drew 12,184 fans, the fourth-largest crowd in MiLB.

The Isotopes also drew their 12 millionth fan in team history on Saturday, September 20 vs. Reno. Bo Nash, a resident of Angel Fire, NM, who was attending his second Isotopes game, was the lucky fan. The club has now welcomed a cumulative total of 12,014,216 fans over 22 seasons.

The Party Animals brought their world-famous brand of "Banana Ball" to Isotopes Park for the second-straight year from May 24-25. The Party Animals played two games against "Banana Ball's" newest team, the Texas Tailgaters, as over 25,000 fans attended the two contests. Party Animals pitcher Drew Gillespie — an Albuquerque native, 2017 Sandia High School graduate and University of New Mexico baseball alum — pitched in both games and helped close out a Party Animals victory in game one Saturday night.

The Isotopes also held their annual Albuquerque Professional Baseball Hall of Fame ceremony as Franklin Stubbs, former Albuquerque Dukes outfielder and first baseman (1983-85) and Isotopes hitting coach (2013-14), and A.J. Ellis, former Isotopes catcher (2009-11 and 2014), were inducted on Saturday, August 2 prior to Dukes Retro Night.

On the field, the Isotopes ranked first in the PCL in home runs (199), triples (63), total bases (2,480), slugging percentage (.482), and OPS (.846). Their triples total also led all of Minor League Baseball, and were tied for most home runs in the minors alongside Charlotte (White Sox) and Omaha (Royals).

Eleven Isotopes players made their Major League debut with the Colorado Rockies (Chase Dollander, Zac Veen, Braxton Fulford, Zach Agnos, Juan Mejia, Ryan Rolison, Carson Palmquist, Yanquiel Fernandez, Warming Bernabel, Dugan Darnell and Kyle Karros), tying the team record set in 2016. Overall, 66 players suited up for the Isotopes in 2025.

Shortstop Ryan Ritter (twice) and first baseman Keston Hiura (once) were honored as Pacific Coast League Player of the Week. Ritter was also named Pacific Coast League Player of the Month for May after slashing .381/.445/.918 with 10 doubles, three triples, 12 homers and 31 RBI. Ritter compiled a 21-game hit streak and an 11-game extra-base hit streak, the longest in the Pacific Coast League since 2019.





Sam Hilliard (left) was taken out of the 2025 season finale in the top of the fifth inning by Manager Pedro Lopez (right) to honor the outfielder's prodigious career in Albuquerque.

Sam Hilliard, playing in his fifth season for the Isotopes, became the all-time home run leader in Albuquerque's professional baseball history when he connected on his 80th dinger during the April 25 game at Reno. He finished with 93 homers as an Isotope.

A few months later on August 16 at Oklahoma City, he tallied his 26th career triple with the Isotopes, becoming the club's all-time leader in triples.

On the final day of the season, Hilliard was honored as the Isotopes MVP and Fan Favorite, the eighth player in club history to garner both awards in the same season. After starting in center field, he was taken out in the top of the fifth to standing ovation.

Hilliard also became just the eighth Triple-A player (sixth in the Pacific Coast League) since 2005 to record 25+ doubles, 10+ triples, 15+ homers and 15+ stolen bases.

For the first time in club history, the Isotopes recorded three-straight walk-off wins from May 15-17 against Tacoma, including an eight-run comeback on May 16 to win, 15-14, in 12 innings.

Second baseman Adael Amador was named a Pacific Coast League Post-Season All-Star after slashing .303/.405/.478 with 16 doubles, three triples, 11 homers, 20 stolen bases and 59 RBI over 80 games in Albuquerque.

On April 15, the Isotopes pulled off one of the strangest plays in Minor League Baseball: a three-run walk. With the bases loaded, Ritter drew a bases-loaded walk to plate Austin Nola from third. Aaron Schunk, who started the play at second base, rounded third and stole home. Jordan Beck, who started at first base, stole third and advanced home after a throwing error from the pitcher.



Keston Hiura gets a Gatorade bath after connecting on a walk-off, RBI double in the 12th inning to beat Tacoma, 15-14, after trailing, 12-4, in the top of the sixth inning.



2025 FINAL STATISTICS

2025 Record: 62-87 (31-43 First Half, 31-44 Second Half) Finish: 9th (First Half), 9th (Second Half)

MANAGER - Pedro Lopez, PITCHING COACH - Chris Michalak, HITTING COACHES - Jordan Pacheco and Aaron Munoz, BENCH COACH - Michael Ryan, BULLPEN CATCHER - Hudson Livesey, ATHLETIC TRAINER - Hoshi Mizutani, ASSISTANT ATHLETIC TRAINER - Luke Schoeringer, PHYSICAL PERFORMANCE COACH - Mason Rook

Table with columns: BATTERS, AVG, G, AB, R, H, 2B, 3B, HR, RBI, TB, BB, IBB, K, SB, CS, OBP, SLG, OPS, SF, SAC, HBP, E. Lists player statistics for the 2025 season.

Table with columns: PITCHERS, W-L, ERA, G, GS, CG, SHO, SV, SVO, IP, H, R, ER, HR, HB, BB, IBB, K, BK, WP, DP, WHIP, AVG. Lists pitcher statistics for the 2025 season.



2025 ALBUQUERQUE DAY-BY-DAY (First Half)

High-Water Mark: 4-4		Low-Water Mark: 59-85, 60-86		Farthest from 1st: -17.5 (end of first half)		Days in 1st: 1		Largest Lead:				
DATE	GAME	OPPONENT	SCORE	RESULT	RECORD	POSITION	GB/GA	WINNER	LOSER	SAVE	TIME	ATTENDANCE
5/28	1	@ SAC	0-8	L	0-1	T-6th	-1.0	Beck (1-0)	Gombert (0-1)	-	2:23	8,003
5/29	2	@ SAC	1-5	L	0-2	T-8th	-2.0	Hjelle (1-0)	Gordon (0-1)	-	2:27	5,165
5/30	3	@ SAC	2-1	W	1-2	T-6th	-2.0	Darnell (1-0)	Whisenant (0-1)	Agnos (1)	2:29	3,437
4/1	4	vs. SL	1-15	L	1-3	T-9th	-2.0	Kerry (1-0)	Molina (0-1)	-	2:59	4,398
4/2	5	vs. SL	17-2	W	2-3	T-4th	-2.0	O'Loughlin (1-0)	Anderson (0-2)	-	2:38	6,239
4/3	6	vs. SL	3-5	L	2-4	T-8th	-3.0	Silseth (1-0)	Palmqvist (0-1)	Brogdon (1)	3:13	2,928
4/4	7	vs. SL	5-4	W	3-4	T-4th	-3.0	Justice (1-0)	Dashwood (0-1)	-	2:35	3,138
4/5	8	vs. SL	14-3	W	4-4	T-4th	-2.0	Kauffman (1-0)	Era (0-1)	-	2:57	5,980
4/6	9	vs. SL	8-9	L	4-5	T-6th	-2.0	Toussaint (1-0)	Hill (0-1)	-	3:07	7,794
4/8	10	@ SUG	5-6	L	4-6	T-8th	-3.0	Weiman (1-0)	Yan (0-1)	Robertson (1)	3:15	2,634
4/9	11	@ SUG	2-3	L	4-7	T-9th	-4.0	Murray (1-0)	Justice (0-1)	Hernandez (1)	2:18	2,114
4/10	12	@ SUG	7-2	W	5-7	T-6th	-4.0	Palmqvist (1-1)	Brown (0-3)	-	2:32	2,528
4/11	13	@ SUG	8-4	W	6-7	T-5th	-3.0	Rollison (1-0)	Tamarez (0-1)	-	3:10	4,047
4/12	14	@ SUG	2-6	L	6-8	T-6th	-4.0	Whitley (1-0)	Molina (0-2)	Blubaugh (1)	2:28	5,180
4/13	15	@ SUG	0-7	L	6-9	T-9th	-4.0	Whitley (2-0)	O'Loughlin (1-1)	-	2:14	4,118
4/15	16	vs. ELP	7-2	W	7-9	T-6th	-4.0	Yan (1-1)	Cruz (0-1)	-	2:35	6,977
4/16	17	vs. ELP	6-9	L	7-10	T-8th	-5.0	Blanchard (2-0)	Palmqvist (1-2)	Knehr (1)	2:47	6,511
4/17	18	vs. ELP	11-8	W	8-10	T-8th	-4.0	Rollison (2-0)	Brito (1-2)	Agnos (2)	2:50	4,359
4/18	19	vs. ELP	6-13	L	8-11	T-8th	-5.0	Benjamin (1-1)	Molina (0-3)	-	3:07	3,420
4/20	(1) 20	vs. ELP	4-3 (8)	W	9-11	T-7th	-5.0	Mejia (1-0)	Blanchard (0-1)	-	2:33	3,420
4/20	(2) 21	vs. ELP	5-6 (7)	L	9-12	T-7th	-5.0	Marinaccio (2-0)	Yan (1-2)	Knehr (2)	2:12	4,917
4/22	22	@ RNO	6-4	W	10-12	T-5th	-5.0	Darnell (2-0)	Henry (0-4)	Castillo (1)	2:51	2,302
4/23	23	@ RNO	18-3	W	11-12	T-4th	-5.0	Gordon (1-1)	Mena (1-3)	-	2:54	2,467
4/24	24	@ RNO	7-8	L	11-13	T-5th	-6.0	McGough (1-0)	Yan (1-3)	-	3:13	4,414
4/25	25	@ RNO	11-17	L	11-14	T-7th	-6.0	Corcoran (2-3)	Quezada (0-1)	-	3:03	5,146
4/26	26	@ RNO	1-11	L	11-15	T-8th	-7.0	Mantych (1-0)	O'Loughlin (1-3)	-	2:29	4,040
4/27	27	@ RNO	2-8	L	11-16	T-8th	-8.0	Rashi (2-1)	Rollison (2-1)	-	2:38	4,196
4/29	28	vs. SL	3-2	W	12-16	8th	-7.5	Castillo (1-0)	Yovan (1-1)	-	2:52	3,753
4/30	29	vs. SL	3-6	L	12-17	T-8th	-8.5	Hudson (2-0)	Molina (0-4)	Neris (1)	2:30	6,240
MARCH / APRIL RECORD/STATS: 12-17, .262 AVG, 37 HR, 5.88 ERA												
TOTAL HOME ATTENDANCE: 65,454												
5/1	30	vs. SL	2-8	L	12-18	9th	-9.0	Maderos (1-0)	Quezada (0-2)	-	2:32	8,143
5/2	31	vs. SL	5-2	W	13-18	T-7th	-9.0	Rollison (3-1)	Yovan (1-2)	Hill (1)	2:21	7,551
5/3	32	vs. SL	4-6	L	13-19	9th	-9.0	Silseth (3-1)	Peralta (0-1)	Neris (2)	2:35	8,958
5/4		vs. SL	Canceled - Rain									
5/6	33	@ OKC	5-2	W	14-19	9th	-9.5	Hill (1-1)	Boyer (3-3)	-	3:02	3,347
5/7	34	@ OKC	6-7	L	14-20	9th	-9.5	Davis (2-0)	Van Scoyoc (0-1)	Loutos (1)	2:37	7,981
5/8	35	@ OKC	5-6	L	14-21	9th	-10.5	Linell (1-1)	Castillo (1-1)	-	2:55	3,412
5/9	36	@ OKC	4-3	W	15-21	T-8th	-9.5	Palmqvist (2-2)	Garbosa (0-2)	Kelly (1)	2:51	6,253
5/10	37	@ OKC	1-2	L	15-22	T-8th	-9.5	Wrobleksi (1-1)	Kauffman (1-1)	Jacques (2)	2:18	7,762
5/11	38	@ OKC	6-3	W	16-22	T-8th	-9.5	Hill (2-1)	Rodriguez (0-1)	Castillo (2)	2:28	4,495
5/13	39	vs. TAC	1-9 (6)	L	16-23	T-8th	-10.5	Fleming (2-1)	Gordon (1-2)	-	1:51	6,835
5/14	40	vs. TAC	3-6	L	16-24	9th	-11.5	Cronin (2-0)	Darnell (2-1)	Klein (3)	2:43	7,062
5/15	41	vs. TAC	5-4	W	17-24	8th	-10.5	Kelly (1-0)	Danner (1-2)	-	2:16	7,367
5/16	42	vs. TAC	15-14 (12)	W	18-24	9th	-9.5	Castillo (2-1)	Shaw (0-2)	-	4:06	10,228
5/17	43	vs. TAC	7-6	W	19-24	8th	-9.5	Darnell (3-1)	Danner (1-3)	-	2:15	10,304
5/18	44	vs. TAC	8-11	L	19-25	8th	-10.5	Fujinami (1-1)	Gordon (1-3)	Shaw (1)	3:33	4,424
5/20	45	@ RNO	6-7	L	19-26	T-8th	-11.0	Backhus (2-2)	Castillo (2-2)	-	3:03	2,782
5/21	46	@ RNO	4-5	L	19-27	9th	-11.0	Brigham (6-1)	Kelly (1-1)	-	2:45	3,433
5/22	47	@ RNO	4-8	L	19-28	9th	-12.0	Henry (1-5)	Blalock (0-1)	-	2:33	5,896
5/23	48	@ RNO	8-2	W	20-28	9th	-11.0	Molina (1-4)	Kelly (0-2)	-	2:42	5,584
5/24	49	@ RNO	8-7	W	21-28	9th	-11.0	Castillo (3-2)	Brigham (6-2)	Kelly (2)	3:03	5,399
5/25	50	@ RNO	14-0	W	22-28	9th	-10.0	Van Scoyoc (1-1)	Lin (0-2)	-	2:43	4,063
5/27	51	vs. SUG	11-5	W	23-28	T-8th	-9.0	Justice (1-2)	Gaither (0-1)	-	2:49	6,763
5/28	52	vs. SUG	2-9	L	23-29	T-8th	-10.0	Ullola (3-2)	Albright (0-2)	-	2:52	7,093
5/29	53	vs. SUG	10-3	W	24-29	8th	-9.0	Blalock (1-1)	Brown (1-2)	-	2:19	7,847
5/30	54	vs. SUG	1-8	L	24-30	9th	-10.0	Alexander (3-0)	Molina (1-5)	-	2:30	6,394
5/31	55	vs. SUG	10-8	W	25-30	9th	-9.0	Hughes (1-0)	Blubaugh (3-5)	Justice (1)	3:11	5,960
MAY RECORD/STATS: 13-13, .288 AVG, 36 HR, 5.09 ERA												
TOTAL HOME ATTENDANCE: 170,382												
6/1	56	vs. SUG	3-2	W	26-30	9th	-8.0	Kauffman (2-1)	Hernandez (2-2)	-	2:11	5,054
6/3	57	@ ELP	3-2 (10)	W	27-30	8th	-8.0	Peralta (1-1)	Blanchard (3-3)	Kelly (3)	2:42	4,691
6/4	58	@ ELP	4-14	L	27-31	9th	-8.0	Waldron (1-1)	Blalock (1-2)	-	2:30	4,158
6/5	59	@ ELP	6-4	W	28-31	8th	-8.0	Molina (2-5)	Hart (2-2)	-	3:01	5,325
6/6	60	@ ELP	9-14	L	28-32	8th	-9.0	Pena (2-1)	Hughes (1-1)	-	3:04	7,134
6/7	61	@ ELP	6-8	L	28-33	9th	-9.0	Hoeing (1-0)	Peralta (1-2)	Marinaccio (3)	2:44	8,509
6/8	62	@ ELP	2-6	L	28-34	9th	-10.0	Benjamin (3-4)	Albright (0-2)	-	2:32	5,964
6/10	63	vs. OKC	15-2 (7)	W	29-34	9th	-10.0	Van Scoyoc (2-1)	Miller (2-2)	-	2:20	7,942
6/11	64	vs. OKC	4-5	L	29-35	9th	-11.0	Rodriguez (2-1)	Kelly (1-2)	Little (10)	2:49	5,219
6/12	65	vs. OKC	9-8	W	30-35	9th	-11.0	Justice (3-1)	Klein (2-2)	-	3:04	8,183
6/13	66	vs. OKC	6-9	L	30-36	9th	-12.0	Sublette (7-2)	Quezada (0-3)	Klein (4)	2:42	6,428
6/14	67	vs. OKC	7-8	L	30-37	9th	-13.0	Rodriguez (3-1)	Chivill (0-1)	Davis (1)	2:54	10,084
6/15	68	vs. OKC	5-7	L	30-38	9th	-14.0	Frasso (5-1)	Van Scoyoc (2-2)	Carlson (2)	2:44	6,945
6/17	69	@ TAC	1-6	L	30-39	9th	-15.0	Danner (2-4)	Blalock (1-3)	-	2:30	3,638
6/18	70	@ TAC	8-6	W	31-39	9th	-15.0	Justice (4-1)	Lao (0-3)	Anderson (1)	3:09	4,631
6/19	71	@ TAC	2-4	L	31-40	9th	-16.5	Diaz (3-4)	Quezada (0-4)	Kowar (1)	2:22	4,272
6/20	72	@ TAC	10-14	L	31-41	9th	-17.5	Lawrence (1-1)	Albright (0-3)	-	3:15	7,111
6/21	73	@ TAC	2-6	L	31-42	9th	-17.5	Castafano (4-1)	Van Scoyoc (2-3)	-	2:25	6,364
6/22	74	@ TAC	2-7	L	31-43	9th	-17.5	Medina (3-2)	Peralta (1-3)	-	2:44	6,909

END OF FIRST HALF

Organization

2026 Isotopes

2025 In Review

Colorado Rockies

Opponents

Isotopes Records

ABQ Pro Baseball

History

Media Information



2025 Day-By-Day

2025 ALBUQUERQUE DAY-BY-DAY (Second Half)													
DATE	GAME	OPPONENT	SCORE	RESULT	RECORD	POSITION	GB/GA	WINNER	LOSER	SAVE	TIME	ATTENDANCE	
6/24	75	@ LV	11-6	W	32-43 (1-0)	T-1st	-	Van Scoyoc (3-3)	Brooks (1-1)	-	3:09	4,700	
6/25	76	@ LV	2-13	L	32-44 (1-1)	T-4th	-1.0	Morris (2-1)	Quezada (0-5)	-	2:23	5,615	
6/26	77	@ LV	11-14	L	32-45 (1-2)	T-6th	-1.5	McGough (2-0)	Albright (0-4)	Maldonado (5)	3:12	6,790	
6/27	78	@ LV	6-7	L	32-46 (1-3)	T-8th	-2.0	Morales (4-2)	Feltner (0-1)	-	2:26	5,335	
6/28	79	@ LV	7-8	L	32-47 (1-4)	T-8th	-3.0	Bido (1-0)	Kelly (1-3)	Leal (1)	3:06	7,443	
6/29	80	@ LV	4-5	L	32-48 (1-5)	T-9th	-4.0	Duran (3-0)	Anderson (0-1)	Maldonado (6)	2:15	4,567	
JUNE RECORD/STATS: 7-18, 283 AVG, 33 HR, 7.45 ERA TOTAL HOME ATTENDANCE: 220,237													
7/1	81	vs. ELP	9-7	W	33-48 (2-5)	9th	-4.0	Anderson (1-1)	Reynolds (1-1)	Agnos (3)	3:01	8,438	
7/2	82	vs. ELP	18-5	W	34-48 (3-5)	T-7th	-3.0	Albright (1-4)	Cienfuegos (0-2)	-	3:04	10,304	
7/3	83	vs. ELP	4-7	L	34-49 (3-6)	T-7th	-3.0	Pena (3-1)	Peralta (1-4)	Reynolds (1)	2:52	9,641	
7/4	84	vs. ELP	6-10	L	34-50 (3-7)	T-9th	-4.0	Castro (1-0)	O'Loughlin (1-3)	-	3:06	12,184	
7/5	85	vs. ELP	3-12	L	34-51 (3-8)	T-9th	-5.0	Brito (5-2)	Gordon (1-4)	-	3:11	9,568	
7/6	86	vs. ELP	4-2	W	35-51 (4-8)	T-9th	-4.0	Palmaquist (3-2)	Bergert (0-2)	Chivill (1)	2:21	5,761	
7/8	87	@ RR	6-5	W	36-51 (5-8)	T-7th	-4.0	Darnell (4-1)	Ahlstrom (2-1)	Anderson (2)	3:01	2,739	
7/9	88	@ RR	3-5	L	36-52 (5-9)	T-7th	-5.0	Drake (1-1)	Feltner (0-2)	Heuer (3)	2:49	5,042	
7/10	89	@ RR	3-2 (10)	W	37-52 (6-9)	T-7th	-4.0	Darnell (5-1)	Gray (2-4)	Anderson (3)	2:54	3,440	
7/11	90	@ RR	8-9	L	37-53 (6-10)	9th	-4.0	Gray (3-4)	Quezada (0-6)	-	4:02	7,110	
7/12	91	@ RR	1-5	L	37-54 (6-11)	9th	-5.0	Plasmeyer (4-2)	Palmaquist (3-3)	-	2:34	6,300	
7/13		@ RR	Postponed - Rain (Game made up at Isotopes Park on Aug. 6)										
7/18	92	vs. RNO	1-15	L	37-55 (6-12)	9th	-6.5	Giesting (2-2)	Feltner (0-3)	-	3:06	6,372	
7/19	93	vs. RNO	4-2	W	38-55 (7-12)	8th	-6.5	Van Scoyoc (4-3)	Ray (3-2)	Anderson (4)	2:24	7,440	
7/20	94	vs. RNO	4-5	L	38-56 (7-13)	8th	-6.5	Lin (2-4)	Darnell (5-2)	Rashi (1)	2:30	6,107	
7/22	95	@ SL	0-3	L	38-57 (7-14)	9th	-7.5	Hudson (5-6)	Kauffman (2-2)	Gonzalez (3)	2:44	7,060	
7/23	96	@ SL	9-3	W	39-57 (8-14)	8th	-7.5	Molina (3-5)	Kerry (3-6)	-	3:08	6,637	
7/24	97	@ SL	8-2	W	40-57 (9-14)	8th	-7.5	Van Scoyoc (5-3)	Peralta (2-2)	-	2:50	7,247	
7/25	98	@ SL	3-8	L	40-58 (9-15)	8th	-8.5	Anderson (2-7)	Palmaquist (3-4)	Southard (1)	2:37	6,397	
7/26	99	@ SL	9-7	W	41-58 (10-15)	8th	-8.5	Turner (1-0)	Murphy (0-2)	Darnell (1)	2:59	6,840	
7/27	100	@ SL	3-5	L	41-59 (10-16)	8th	-8.5	Mederos (6-5)	Van Scoyoc (5-4)	-	2:28	2,966	
7/29	101	vs. SAC	12-2	W	42-59 (11-16)	8th	-8.5	Molina (4-5)	Black (1-7)	-	2:35	7,297	
7/30	102	vs. SAC	3-7	L	42-60 (11-17)	8th	-9.5	McDonald (7-6)	Dellander (0-1)	-	2:45	4,265	
7/31	103	vs. SAC	8-4	W	43-60 (12-17)	7th	-9.5	Quezada (1-6)	Burjos (1-2)	-	2:28	4,312	
JULY RECORD/STATS: 11-12, 283 AVG, 31 HR, 4.98 ERA TOTAL HOME ATTENDANCE: 314,916													
8/1	104	vs. SAC	15-6	W	44-60 (13-17)	T-6th	-9.5	Kelly (2-3)	Roxby (1-1)	-	3:04	5,819	
8/2	105	vs. SAC	9-4	W	45-60 (14-17)	T-6th	-8.5	Albright (2-4)	Birdsong (0-1)	-	2:31	7,898	
8/3	106	vs. SAC	5-8	L	45-61 (14-18)	7th	-8.5	Harris (3-1)	Turner (1-1)	Diaz (2)	3:16	4,518	
8/5	107	vs. RR	5-11	L	45-62 (14-19)	8th	-8.5	Collyer (1-0)	Dellander (0-2)	-	3:04	7,077	
8/6	(1)	108	vs. RR	3-5 (7)	L	45-63 (14-20)	8th	-9.0	Plasmeyer (6-3)	Quezada (1-7)	-	1:53	7,273
8/6	(2)	109	at RR	4-5 (7)	L	45-64 (14-21)	9th	-9.0	Gray (4-4)	Turner (1-2)	Ahlstrom (3)	2:17	-
8/7	110	vs. RR	6-13	L	45-65 (14-22)	9th	-10.0	Rocker (1-0)	Van Scoyoc (5-5)	-	3:05	7,224	
8/8	111	vs. RR	9-8 (11)	W	46-65 (15-22)	T-8th	-10.0	Kelly (3-3)	Acker (2-1)	-	3:24	6,890	
8/9	112	vs. RR	5-11	L	46-66 (15-23)	9th	-11.0	Anderson (3-0)	Palmaquist (3-5)	-	3:14	6,929	
8/10	113	vs. RR	3-7	L	46-67 (15-24)	9th	-12.0	Albott (2-4)	Curry (0-1)	-	2:43	4,918	
8/12	114	@ OKC	6-8	L	46-68 (15-25)	9th	-12.0	Gervase (2-0)	Kelly (3-4)	Fernandez (4)	2:46	41,78	
8/13	115	@ OKC	12-4	W	47-68 (16-25)	9th	-12.0	Van Scoyoc (6-5)	Knack (3-5)	-	3:25	3,233	
8/14	116	@ OKC	8-5	W	48-68 (17-25)	8th	-11.0	Skipper (1-0)	Koepcke (1-1)	-	3:26	3,589	
8/15	117	@ OKC	2-7	L	48-69 (17-26)	9th	-11.0	Frasso (6-1)	Quezada (1-8)	-	2:49	7,015	
8/16	118	@ OKC	7-5	W	49-69 (18-26)	9th	-11.0	Van Scoyoc (7-5)	Sauer (5-4)	Gilbreath (1)	3:03	6,873	
8/17	119	@ OKC	5-9	L	49-70 (18-27)	9th	-11.5	Sublette (8-2)	Brownich (0-1)	Carlson (4)	2:58	4,186	
8/19	120	vs. LV	9-3	W	50-70 (19-27)	9th	-10.5	Van Scoyoc (8-5)	Shuster (0-1)	-	2:38	6,926	
8/20	121	vs. LV	3-9	L	50-71 (19-28)	9th	-11.0	Morris (4-6)	Hughes (1-2)	-	3:08	7,776	
8/21	122	vs. LV	10-11	L	50-72 (19-29)	9th	-11.0	Cushing (10-1)	Kelly (3-5)	Maldonado (9)	3:27	7,331	
8/22	123	vs. LV	8-7	W	51-72 (20-29)	9th	-11.0	Brownich (1-1)	Otañez (1-2)	Rolison (1)	3:09	5,848	
8/23	124	vs. LV	10-6	W	52-72 (21-29)	9th	-11.0	Curry (1-1)	Brooks (2-3)	-	3:10	5,992	
8/24	125	vs. LV	2-3 (10)	L	52-73 (21-30)	9th	-11.0	McGough (5-0)	Baumgartner (0-1)	Maldonado (10)	2:52	4,582	
8/26	126	@ SUG	4-6	L	52-74 (21-31)	9th	-12.0	France (2-1)	Van Scoyoc (8-6)	Hernandez (6)	2:36	2,117	
8/27	127	@ SUG	3-4	L	52-75 (21-32)	9th	-12.0	Ullola (6-4)	Blalock (1-2)	Hernandez (7)	2:40	2,002	
8/28	128	@ SUG	8-9	L	52-76 (21-33)	9th	-13.0	Weems (3-1)	Baumgartner (0-2)	-	3:00	2,036	
8/29	139	@ SUG	2-3	L	52-77 (21-34)	9th	-14.0	Knorr (2-1)	Curry (1-2)	Hernandez (8)	2:25	4,037	
8/30	130	@ SUG	8-3	W	53-77 (22-34)	9th	-14.0	Quezada (2-8)	Gordon (4-2)	-	3:02	3,651	
8/31	132	@ SUG	8-1	W	54-77 (23-34)	9th	-14.0	Hughes (8-2)	Pecko (0-2)	-	2:51	4,419	
AUGUST RECORD/STATS: 11-17, 289 AVG, 35 HR, 6.06 ERA TOTAL HOME ATTENDANCE: 411,917													
9/2	132	vs. RR	8-6	W	55-77 (24-34)	9th	-13.0	Gilbreath (1-0)	Edwards Jr. (2-1)	Baumgartner (1)	2:57	6,626	
9/3	133	vs. RR	0-3	L	55-78 (24-35)	9th	-14.0	Supak (3-1)	Albright (2-5)	Ruiz (3)	2:16	6,624	
9/4	134	vs. RR	10-6	W	56-78 (25-35)	9th	-14.0	Skipper (2-0)	Collyer (1-1)	-	2:43	3,807	
9/5	135	vs. RR	6-9	L	56-79 (25-36)	9th	-15.0	Plasmeyer (8-4)	Quezada (2-9)	Ruiz (4)	2:51	6,154	
9/6	136	vs. RR	5-3 (6)	W	57-79 (26-36)	9th	-15.0	Hughes (9-2)	Corneli (0-1)	Turner (1)	2:10	8,265	
9/7	137	vs. RR	3-8	L	57-80 (26-37)	9th	-15.0	Acker (3-1)	Blalock (1-5)	-	3:23	4,158	
9/9	138	@ ELP	7-15	L	57-81 (26-38)	9th	-15.0	Reynolds (2-1)	Albright (2-6)	-	3:14	5,944	
9/10	139	@ ELP	21-10	W	58-81 (27-38)	9th	-14.0	Curry (2-2)	Benjamin (4-8)	-	3:34	5,964	
9/11	140	@ ELP	2-4	L	58-82 (27-39)	9th	-15.0	Lizarraga (1-0)	Brownich (1-2)	Reynolds (5)	2:21	6,332	
9/12	141	@ ELP	9-0 (5)	W	59-82 (28-39)	9th	-15.0	Hughes (9-2)	Gillaspie (1-3)	-	1:44	8,831	
9/13	142	@ ELP	3-16	L	59-83 (28-40)	9th	-16.0	Waldron (7-4)	Kauffman (2-3)	-	3:01	8,756	
9/14	143	@ ELP	8-13	L	59-84 (28-41)	9th	-17.0	Cruz (4-5)	Albright (2-7)	-	3:16	6,259	
9/16	144	vs. RNO	7-8	L	59-85 (28-42)	9th	-17.0	Giesting (5-7)	Curry (2-3)	Abner (1)	3:07	8,105	
9/17	145	vs. RNO	9-7	W	60-85 (29-42)	9th	-17.0	Palmaquist (4-5)	Pope (0-3)	Baumgartner (2)	2:56	7,981	
9/18	146	vs. RNO	1-7	L	60-86 (29-43)	9th	-17.0	Angelo (1-1)	Hughes (4-3)	Amendt (2)	2:40	5,394	
9/19	147	vs. RNO	8-4 (7)	W	61-86 (30-43)	9th	-16.0	Albright (3-7)	Jarvis (3-7)	-	2:04	5,690	
9/20	148	vs. RNO	10-5	W	62-86 (31-43)	9th	-16.0	Juarez (1-0)	Lin (5-7)	-	3:09	9,014	
9/21	149	vs. RNO	2-3 (10)	L	62-87 (31-44)	9th	-17.0	Richards (1-0)	Baumgartner (0-3)	-	2:46	10,114	
SEPTEMBER RECORD/STATS: 8-10, 316 AVG, 27 HR, 6.57 ERA TOTAL HOME ATTENDANCE: 493,849													



2025 ALBUQUERQUE ISOTOPES TRANSACTIONS						
NO.	DATE	ADD/DEL	POS	PLAYER	TO	FROM
1.	3/28	ADD	LHP	Austin Gomber	Albuquerque (ML rehab)	Colorado
2.	3/28	DEL	LHP	Antoine Kelly	Injured List	Albuquerque
3.	3/28	DEL	C	Drew Romo	Injured List	Albuquerque
4.	3/28	DEL	C	Daniel Cope	Injured List	Albuquerque
5.	3/28	DEL	RHP	Diego Castillo	Temporary Inactive	Albuquerque
6.	4/1	DEL	C	Austin Nola	Injury List	Albuquerque
7.	4/1	ADD	OF	Sam Hilliard	Albuquerque	Colorado
8.	4/6	DEL	RHP	Chase Dollander	Colorado (1)	Albuquerque
9.	4/6	ADD	RHP	Diego Castillo	Albuquerque	Temporary Inactive
10.	4/8	DEL	OF	Zac Veen	Colorado (1)	Albuquerque
11.	4/8	DEL	LHP	Austin Gomber	Injured List	Albuquerque (ML rehab)
12.	4/8	ADD	RHP	Bradley Blalock	Albuquerque	Colorado
13.	4/8	ADD	OF	Jordan Beck	Albuquerque	Colorado
14.	4/8	DEL	RHP	Andrew Quezada	Development List	Albuquerque
15.	4/10	ADD	C	Austin Nola	Albuquerque	Injured List
16.	4/10	DEL	INF	Julio Carreras	Development List	Albuquerque
17.	4/13	DEL	INF	Adael Amador	Colorado (1)	Albuquerque
18.	4/13	ADD	RHP	Andrew Quezada	Albuquerque	Development List
19.	4/14	DEL	C	Braxton Fulford	Colorado (1)	Albuquerque
20.	4/15	ADD	INF	Julio Carreras	Albuquerque	Development List
21.	4/18	DEL	INF	Aaron Schunk	MLB Taxi Squad	Albuquerque
22.	4/18	DEL	OF	Jordan Beck	MLB Taxi Squad	Albuquerque
23.	4/18	ADD	OF	Trevor Boone	Albuquerque	ACL Rockies
24.	4/19	DEL	INF	Aaron Schunk	Colorado (1)	MLB Taxi Squad
25.	4/19	DEL	OF	Jordan Beck	Colorado (1)	MLB Taxi Squad
26.	4/20	DEL	RHP	Jaden Hill	Colorado	Albuquerque
27.	4/20	ADD	RHP	Brendan Hardy	Albuquerque	ACL Rockies
28.	4/20	ADD	LHP	Antoine Kelly	Albuquerque	Injured List
29.	4/20	DEL	RHP	Zach Agnos	Colorado (1)	Albuquerque
30.	4/20	DEL	LHP	Evan Justice	DFA	Albuquerque
31.	4/22	ADD	LHP	Luis Peralta	Albuquerque	Colorado
32.	4/22	ADD	RHP	Connor Van Scoyoc	Albuquerque	ACL Rockies
33.	4/23	DEL	RHP	Brendan Hardy	Development List	Albuquerque
34.	4/23	ADD	OF	Zac Veen	Albuquerque	Colorado
35.	4/24	ADD	LHP	Evan Justice	Albuquerque	DFA; cleared wav.
36.	4/24	DEL	RHP	Juan Mejia	Colorado (DH)	Albuquerque
37.	4/25	DEL	UTL	Owen Miller	Colorado (1)	Albuquerque
38.	4/25	ADD	RHP	Juan Mejia	Albuquerque	Colorado
39.	4/27	DEL	RHP	Bradley Blalock	Colorado (1)	Albuquerque
40.	4/27	DEL	LHP	Lucas Gilbreath	DFA	Albuquerque
41.	4/27	ADD	RHP	Brendan Hardy	Albuquerque	Development List
42.	4/28	DEL	RHP	Juan Mejia	Colorado (1)	Albuquerque
43.	4/29	ADD	C	Braxton Fulford	Albuquerque	Colorado
44.	4/29	ADD	RHP	Jaden Hill	Albuquerque	Colorado
45.	4/30	DEL	RHP	Brendan Hardy	Development List	Albuquerque
46.	4/30	ADD	RHP	Bradley Blalock	Albuquerque	Colorado
47.	4/30	ADD	LHP	Lucas Gilbreath	Albuquerque	DFA; cleared wav.
48.	4/30	DEL	LHP	Lucas Gilbreath	Injured List	Albuquerque
49.	5/2	DEL	RHP	Bradley Blalock	Colorado (2)	Albuquerque
50.	5/2	DEL	C	Daniel Cope	ACL Rockies	Albuquerque
51.	5/2	ADD	RHP	Brendan Hardy	Albuquerque	Development List
52.	5/7	DEL	RHP	Tanner Gordon	MLB Taxi Squad (1)	Albuquerque
53.	5/7	ADD	LHP	Lucas Gilbreath	Albuquerque	Injured List
54.	5/9	DEL	C	Austin Nola	Injured List	Albuquerque
55.	5/9	ADD	C	Daniel Cope	Albuquerque	ACL
56.	5/10	ADD	INF	Ezequiel Tovar	Albuquerque (ML rehab)	Colorado
57.	5/10	ADD	INF	Aaron Schunk	Albuquerque (ML rehab)	Colorado
58.	5/10	ADD	UTL	Tyler Freeman	Albuquerque (ML rehab)	Colorado
59.	5/11	DEL	RHP	Anthony Molina	Colorado (1)	Albuquerque
60.	5/11	DEL	LHP	Ryan Rolison	Colorado (1)	Albuquerque
61.	5/11	ADD	RHP	Tanner Gordon	Albuquerque	Colorado
62.	5/13	DEL	C	Daniel Cope	Fresno	Albuquerque
63.	5/13	DEL	RHP	Jaden Hill	Injured List	Albuquerque
64.	5/13	ADD	RHP	Juan Mejia	Albuquerque	Colorado
65.	5/13	ADD	RHP	Bradley Blalock	Albuquerque	Colorado
66.	5/13	ADD	LHP	Matt Turner	Albuquerque	Hartford
67.	5/15	ADD	LHP	Mason Albright	Albuquerque	Hartford
68.	5/15	DEL	RHP	Brendan Hardy	Development List	Albuquerque
69.	5/16	DEL	INF	Ezequiel Tovar	Colorado	Albuquerque
70.	5/16	DEL	INF	Aaron Schunk	Colorado	Albuquerque
71.	5/16	DEL	UTL	Tyler Freeman	Colorado	Albuquerque
72.	5/16	DEL	LHP	Carson Palmquist	Colorado (1)	Albuquerque
73.	5/16	ADD	UTL	Sean Bouchard	Albuquerque	Colorado
74.	5/17	DEL	RHP	Andrew Quezada	Development List	Albuquerque
75.	5/17	ADD	RHP	Anthony Molina	Albuquerque	Colorado

***Number in parentheses indicates number of MLB call-ups



Organization

2026 Isotopes

2025 In Review

Colorado Rockies

Opponents

Isotopes Records

ABQ Pro Baseball

History

Media Information

2025 TRANSACTIONS

2025 ALBUQUERQUE ISOTOPES TRANSACTIONS CONT'D

NO.	DATE	ADD/DEL	POS	PLAYER	TO	FROM
76.	5/20	DEL	C	Ronaiker Palma	Development List	Albuquerque
77.	5/20	ADD	C	Drew Romo	Albuquerque	Injured List
78.	5/21	ADD	RHP	Brendan Hardy	Albuquerque	Development List
79.	5/21	DEL	RHP	Brendan Hardy	ACL Rockies	Albuquerque
80.	5/22	ADD	INF	Thairo Estrada	Albuquerque (ML rehab)	Injured List
81.	5/22	DEL	RHP	Juan Mejia	Colorado (2)	Albuquerque
82.	5/23	DEL	RHP	Tanner Gordon	Colorado (2)	Albuquerque
83.	5/23	ADD	RHP	Andrew Quezada	Albuquerque	Development List
84.	5/23	ADD	C	Ronaiker Palma	Albuquerque	Development List
85.	5/28	ADD	INF	Aaron Schunk	Albuquerque	Colorado
86.	5/28	ADD	UTL	Owen Miller	Albuquerque	Free Agent
87.	5/28	DEL	C	Ronaiker Palma	Development List	Albuquerque
88.	5/28	DEL	OF	Zac Veen	ACL Rockies	Albuquerque
89.	5/29	DEL	OF	Sam Hilliard	MLB Taxi Squad	Albuquerque
90.	5/29	ADD	RHP	Angel Chivilli	Albuquerque	Colorado
91.	5/30	DEL	INF	Thairo Estrada	Colorado	Albuquerque (ML rehab)
92.	5/30	ADD	INF	Adael Amador	Albuquerque	Colorado
93.	5/30	DEL	INF	Julio Carreras	Development List	Albuquerque
94.	5/31	DEL	INF	Keston Hiura	Colorado (1)	Albuquerque
95.	5/31	DEL	INF	Aaron Schunk	DFA	Albuquerque
96.	5/31	ADD	RHP	Gabriel Hughes	Albuquerque	Hartford
97.	5/31	ADD	INF	Julio Carreras	Albuquerque	Development List
98.	5/31	ADD	C	Ronaiker Palma	Albuquerque	Development List
99.	5/31	DEL	RHP	Diego Castillo	Released	Albuquerque
100.	6/3	DEL	RHP	Angel Chivilli	Colorado (1)	Albuquerque
101.	6/3	ADD	INF	Michael Toglia	Albuquerque	Colorado
102.	6/3	ADD	INF	Aaron Schunk	Albuquerque	Waivers
103.	6/3	ADD	C	Austin Nola	Albuquerque	Injured List
104.	6/3	DEL	C	Ronaiker Palma	Development List	Albuquerque
105.	6/3	DEL	INF	Julio Carreras	Development List	Albuquerque
106.	6/3	ADD	RHP	Nick Anderson	Albuquerque	Free Agent
107.	6/3	DEL	LHP	Jack O'Loughlin	ACL	Albuquerque
108.	6/5	DEL	C	Braxton Fulford	MLB Taxi Squad	Albuquerque
109.	6/5	ADD	INF	Julio Carreras	Albuquerque	Development List
110.	6/6	DEL	INF	Ryan Ritter	Colorado (1)	Albuquerque
111.	6/6	ADD	RHP	Angel Chivilli	Albuquerque	Colorado
112.	6/7	DEL	OF	Sean Bouchard	Colorado	Albuquerque
113.	6/7	ADD	C	Ronaiker Palma	Albuquerque	Development List
114.	6/10	ADD	LHP	Austin Gomber	Albuquerque (ML rehab)	Colorado
115.	6/10	ADD	OF	Sean Bouchard	Albuquerque	Colorado
116.	6/10	DEL	C	Ronaiker Palma	Hartford	Albuquerque
117.	6/12	DEL	RHP	Anthony Molina	Colorado (2)	Albuquerque
118.	6/12	ADD	LHP	Jack O'Loughlin	Albuquerque	Colorado
119.	6/14	DEL	RHP	Andrew Quezada	Temp. Inactive List	Albuquerque
120.	6/14	ADD	LHP	Carson Palmquist	Albuquerque	Colorado
121.	6/15	DEL	LHP	Austin Gomber	Colorado	Albuquerque (ML rehab)
122.	6/15	DEL	LHP	Carson Palmquist	Colorado (2)	Albuquerque
123.	6/16	DEL	INF	Michael Toglia	Colorado (1)	Albuquerque
124.	6/17	ADD	OF	Zac Veen	Albuquerque	ACL Rockies
125.	6/17	ADD	RHP	Zach Agnos	Albuquerque	Colorado
126.	6/19	ADD	RHP	Andrew Quezada	Albuquerque	Temp. Inactive List
127.	6/19	DEL	RHP	Gabriel Hughes	Injured List	Albuquerque
128.	6/20	DEL	RHP	Bradley Blalock	Injured List	Albuquerque
129.	6/20	ADD	INF	Keston Hiura	Albuquerque	Colorado (Outrighted)
130.	6/21	ADD	RHP	Ryan Feltner	Albuquerque (ML rehab)	Colorado
131.	6/22	DEL	RHP	Angel Chivilli	Colorado (2)	Albuquerque
132.	6/24	ADD	RHP	Tanner Gordon	Albuquerque (ML rehab)	Colorado
133.	6/24	ADD	LHP	Carson Palmquist	Albuquerque	Colorado
134.	6/28	ADD	RHP	Bradley Blalock	Albuquerque	Injured List
135.	6/28	DEL	LHP	Evan Justice	Injured List	Albuquerque
136.	6/29	ADD	RHP	Anthony Molina	Albuquerque	Colorado
137.	6/29	DEL	LHP	Jack O'Loughlin	Development List	Albuquerque
138.	7/1	DEL	OF	Yanquiel Fernandez	Colorado (1)	Albuquerque
139.	7/1	DEL	INF	Julio Carreras	Development List	Albuquerque
140.	7/1	DEL	C	Austin Nola	Colorado (1)	Albuquerque
141.	7/1	ADD	C	Daniel Cope	Albuquerque	ACL Rockies
142.	7/1	ADD	INF	Jose Torres	Albuquerque	Hartford
143.	7/1	ADD	OF	Braiden Ward	Albuquerque	Hartford
144.	7/2	DEL	LHP	Jeffrey Yan	Injured List	Albuquerque
145.	7/2	DEL	C	Daniel Cope	Development List	Albuquerque
146.	7/2	ADD	LHP	Jack O'Loughlin	Albuquerque	Development List
147.	7/2	ADD	C	Braxton Fulford	Albuquerque	Colorado



2025 ALBUQUERQUE ISOTOPES TRANSACTIONS CONT'D						
NO.	DATE	ADD/DEL	POS	PLAYER	TO	FROM
148.	7/3	DEL	RHP	Tanner Gordon	Colorado	Albuquerque (ML rehab)
149.	7/3	ADD	RHP	Tanner Gordon	Albuquerque	Colorado
150.	7/3	DEL	RHP	Zach Agnos	Colorado (2)	Albuquerque
151.	7/5	ADD	INF	Ezequiel Tovar	Albuquerque (ML rehab)	Colorado
152.	7/5	ADD	RHP	Angel Chivilli	Albuquerque	Colorado
153.	7/5	DEL	LHP	Antoine Kelly	Injured List	Albuquerque
154.	7/6	DEL	LHP	Jack O'Loughlin	Development List	Albuquerque
155.	7/6	DEL	RHP	Ryan Feltner	Colorado	Albuquerque (ML rehab)
156.	7/6	ADD	RHP	Ryan Feltner	Albuquerque	Colorado
157.	7/7	DEL	RHP	Bradley Blalock	Colorado (3)	Albuquerque
158.	7/7	ADD	RHP	Chase Dollander	Albuquerque	Colorado
159.	7/8	ADD	OF	Sam Hilliard	Albuquerque	Colorado
160.	7/8	DEL	OF	Trevor Boone	Development List	Albuquerque
161.	7/11	DEL	C	Braxton Fulford	Injured List	Albuquerque
162.	7/11	ADD	C	Daniel Cope	Albuquerque	Development List
163.	7/12	DEL	RHP	Anthony Molina	MLB Taxi Squad	Albuquerque
164.	7/12	DEL	RHP	Andrew Quezada	Development List	Albuquerque
165.	7/12	ADD	LHP	Jeffry Yan	Albuquerque	Injured List
166.	7/12	ADD	LHP	Jack O'Loughlin	Albuquerque	Development List
167.	7/18	DEL	INF	Ezequiel Tovar	Colorado	Albuquerque (ML rehab)
168.	7/18	DEL	LHP	Jack O'Loughlin	Released	Albuquerque
169.	7/18	DEL	LHP	Jeffry Yan	Development List	Albuquerque
170.	7/18	DEL	RHP	Chase Dollander	ACL	Albuquerque
171.	7/18	ADD	INF	Kyle Karros	Albuquerque	Hartford
172.	7/18	ADD	RHP	Brayan Castillo	Albuquerque	Hartford
173.	7/18	ADD	RHP	Anthony Molina	Albuquerque	Taxi Squad
174.	7/19	ADD	C	Braxton Fulford	Albuquerque	Injured List
175.	7/19	DEL	C	Daniel Cope	Development List	Albuquerque
176.	7/20	DEL	INF	Adael Amador	Colorado (2)	Albuquerque
177.	7/20	ADD	RHP	Andrew Quezada	Albuquerque	Development List
178.	7/22	DEL	LHP	Luis Peralta	ACL	Albuquerque
179.	7/22	ADD	RHP	Jaden Hill	Albuquerque	ACL
180.	7/22	ADD	OF	Trevor Boone	Albuquerque	Development List
181.	7/22	DEL	OF	Trevor Boone	ACL	Albuquerque
182.	7/22	ADD	INF	Julio Carreras	Albuquerque	Development List
183.	7/22	DEL	INF	Julio Carreras	Hartford	Albuquerque
184.	7/23	DEL	RHP	Tanner Gordon	Colorado (3)	Albuquerque
185.	7/24	ADD	INF	Adael Amador	Albuquerque	Colorado
186.	7/25	ADD	RHP	Gabriel Hughes	Albuquerque	Injured List
187.	7/25	ADD	C	Daniel Cope	Albuquerque	Development List
188.	7/25	DEL	RHP	Nick Anderson	Colorado (1)	Albuquerque
189.	7/25	DEL	OF	Sean Bouchard	DFA	Albuquerque
190.	7/26	DEL	INF	Warming Bernabel	Colorado (1)	Albuquerque
191.	7/27	DEL	RHP	Angel Chivilli	Colorado (3)	Albuquerque
192.	7/27	DEL	RHP	Jaden Hill	Colorado (2)	Albuquerque
193.	7/29	ADD	LHP	Ryan Rolison	Albuquerque	Colorado
194.	7/29	ADD	LHP	Luis Peralta	Albuquerque	ACL
195.	7/30	ADD	RHP	Chase Dollander	Albuquerque	ACL
196.	7/30	ADD	RHP	Nick Anderson	Albuquerque	Colorado
197.	7/30	DEL	RHP	Ryan Feltner	Injured List	Albuquerque
198.	7/31	DEL	LHP	Carson Palmquist	MLB Taxi	Albuquerque
199.	7/31	DEL	C	Daniel Cope	Development List	Albuquerque
200.	7/31	ADD	RHP	Collin Baumgartner	Albuquerque	Hartford
201.	7/31	ADD	LHP	Antoine Kelly	Albuquerque	Injured List
202.	8/1	DEL	RHP	Dugan Darnell	Colorado (1)	Albuquerque
203.	8/1	ADD	C	Daniel Cope	Albuquerque	Development List
204.	8/2	DEL	LHP	Ryan Rolison	Colorado (1)	Albuquerque
205.	8/2	ADD	OF	Sean Bouchard	Albuquerque	Waivers
206.	8/3	DEL	C	Braxton Fulford	Colorado (2)	Albuquerque
207.	8/3	DEL	RHP	Nick Anderson	Colorado (2)	Albuquerque
208.	8/3	ADD	INF	Michael Toglia	Albuquerque	Colorado
209.	8/5	ADD	INF	Blaine Crim	Albuquerque	Waivers
210.	8/5	DEL	RHP	Anthony Molina	Colorado (3)	Albuquerque
211.	8/5	ADD	LHP	Carson Skipper	Albuquerque	Hartford
212.	8/6	DEL	INF	Adael Amador	Colorado (3)	Albuquerque
213.	8/6	ADD	LHP	Carson Van Sickle	Albuquerque	ACL
214.	8/7	ADD	LHP	Carson Palmquist	Albuquerque	Colorado
215.	8/7	ADD	INF	Nolan Clifford	Albuquerque	Fresno
216.	8/7	DEL	INF	Aaron Schunk	MLB Taxi Squad	Albuquerque
217.	8/7	DEL	RHP	Andrew Quazada	Development List	Albuquerque
218.	8/8	DEL	INF	Kyle Karros	Colorado (1)	Albuquerque
219.	8/10	ADD	RHP	Xzavion Curry	Albuquerque	Free Agent



2025 TRANSACTIONS

2025 ALBUQUERQUE ISOTOPES TRANSACTIONS CONT'D

NO.	DATE	ADD/DEL	POS	PLAYER	TO	FROM
220.	8/11	DEL	RHP	Chase Dollander	Colorado (2)	Albuquerque
221.	8/12	ADD	RHP	Kyle Brnovich	Albuquerque	Free Agent
222.	8/12	ADD	INF	Ryan Ritter	Albuquerque (ML rehab)	Colorado
223.	8/15	ADD	RHP	Andrew Quezada	Albuquerque	Development List
224.	8/15	DEL	LHP	Matt Turner	Injured List	Albuquerque
225.	8/15	DEL	INF	Ryan Ritter	Colorado	Albuquerque (MLR)
226.	8/16	ADD	INF	Adael Amador	Albuquerque	Colorado
227.	8/16	ADD	INF	Aaron Schunk	Albuquerque	Colorado
228.	8/16	DEL	INF	Nolan Clifford	Spokane	Albuquerque
229.	8/16	DEL	INF	Jose Torres	Development List	Albuquerque
230.	8/17	DEL	LHP	Luis Peralta	Colorado (1)	Albuquerque
231.	8/17	ADD	RHP	Angel Chivilli	Albuquerque	Colorado
232.	8/19	ADD	RHP	German Marquez	Albuquerque (ML rehab)	Colorado
233.	8/19	ADD	RHP	Bradley Blalock	Albuquerque	Colorado
234.	8/19	ADD	LHP	Ryan Rolison	Albuquerque	Colorado
235.	8/19	DEL	LHP	Bryson Van Sickle	ACL	Albuquerque
236.	8/19	DEL	RHP	Kyle Brnovich	Development List	Albuquerque
237.	8/22	DEL	LHP	Lucas Gilbreath	Colorado (1)	Albuquerque
238.	8/22	DEL	RHP	Angel Chivilli	Colorado (4)	Albuquerque
239.	8/22	ADD	RHP	Kyle Brnovich	Albuquerque	Development List
240.	8/22	ADD	LHP	Matt Turner	Albuquerque	Injured List
241.	8/26	ADD	LHP	Lucas Gilbreath	Albuquerque	Colorado
242.	8/26	DEL	LHP	Antoine Kelly	Development List	Albuquerque
243.	8/29	DEL	RHP	German Marquez	Colorado	Albuquerque (MLR)
244.	8/31	DEL	C	Drew Romo	MLB Taxi Squad	Albuquerque
245.	8/31	DEL	LHP	Ryan Rolison	MLB Taxi Squad	Albuquerque
246.	8/31	ADD	C	Ronaiker Palma	Albuquerque	Hartford
247.	8/31	ADD	INF	Jose Torres	Albuquerque	Development List
248.	9/5	ADD	LHP	Ryan Rolison	Albuquerque	Colorado
249.	9/5	DEL	RHP	Kyle Brnovich	Development List	Albuquerque
250.	9/9	DEL	INF	Michael Toggia	Colorado (2)	Albuquerque
251.	9/9	DEL	RHP	Brayan Castillo	Injured List	Albuquerque
252.	9/9	ADD	RHP	Kyle Brnovich	Albuquerque	Development List
253.	9/9	ADD	LHP	Antoine Kelly	Albuquerque	Development List
254.	9/11	DEL	LHP	Ryan Rolison	Colorado (3)	Albuquerque
255.	9/12	DEL	INF	Blaine Crim	Colorado (1)	Albuquerque
256.	9/12	ADD	LHP	Evan Justice	Albuquerque	Injured List
257.	9/12	ADD	LHP	Mason Green	Albuquerque	Hartford
258.	9/13	DEL	RHP	Bradley Blalock	Colorado (4)	Albuquerque
259.	9/16	ADD	INF	Michael Toggia	Albuquerque	Colorado
260.	9/16	ADD	RHP	Bryce McGowan	Albuquerque	Hartford
261.	9/16	ADD	RHP	Victor Juarez	Albuquerque	Hartford
262.	9/16	DEL	LHP	Lucas Gilbreath	Injured List	Albuquerque
263.	9/16	DEL	RHP	Andrew Quezada	Temp. Inactive	Albuquerque

***Number in parentheses indicates number of MLB call-ups



INJURED LIST		
Player	Dates	Games Missed
D. Romo	3/28-5/20	44
D. Cope	3/28-5/2	30
A. Kelly	3/28-4/19	19
A. Nola	4/1-4/9	8
L. Gilbreath	4/30-5/7	5
A. Nola	5/9-6/3	21
J. Hill	5/13-6/22	56
G. Hughes	6/19-7/25	27
B. Blalock	6/19-6/28	8
E. Justice	6/28-9/12	61
J. Yan	7/2-7/11	9
A. Kelly	7/4-7/31	19
B. Fulford	7/10-7/19	4
R. Feltner	7/30-	47
M. Turner	8/13-8/22	8
B. Castillo	9/9	12
L. Gilbreath	9/16	6

PROMOTED TO COLORADO <small>MLB Debut</small>		
Player	Date	Reason
C. Dollander*	4/6	B. Blalock to ABQ
Z. Veen*	4/8	J. Beck to ABQ
A. Amador	4/13	T Freeman to IL
B. Fulford*	4/14	K. Bryant to IL
A. Schunk	4/19	E. Tovar to IL
J. Beck	4/19	B. Doyle to Ber. List
J. Hill	4/20	27th man
Z. Agnos*	4/20	V. Vodnik to IL
J. Mejia*	4/24	27th man
O. Miller	4/25	B. Fulford to ABQ
B. Blalock	4/27	J. Hill to ABQ
J. Mejia	4/28	B. Blalock to ABQ
B. Blalock	5/2	R. Feltner to IL
T. Gordon	5/8	27th man
A. Molina	5/11	B. Blalock to ABQ
R. Rolison*	5/11	J. Mejia to ABQ
C. Palmquist*	5/16	S. Bouchard to ABQ
J. Mejia	5/22	C. Dollander to IL
T. Gordon	5/23	S. Alexander DFA
S. Hilliard	5/30	N. Martini DFA
K. Hiura	5/31	M. Toglia to ABQ
A. Chivilli	6/3	Z. Agnos to Ber. List
R. Ritter	6/6	E. Tovar to IL
S. Bouchard	6/7	M. Moniak to Ber. List
A. Molina	6/12	C. Palmquist to ABQ
C. Palmquist	6/15	K. Freelund to IL
M. Toglia	6/16	K. Huira DFA
A. Chivilli	6/22	C. Palmquist to ABQ
Y. Fernandez*	7/1	S. Hilliard DFA
A. Nola	7/1	B. Fulford to ABQ
Z. Agnos	7/3	T. Gordon to ABQ
B. Blalock	7/7	C. Dollander to ABQ
A. Amador	7/20	R. Ritter to IL
T. Gordon	7/23	G. Marquez to IL
N. Anderson	7/25	V. Vodnik to Pat. List
W. Bernabel*	7/26	R. McMahon trade
J. Hill	7/27	Z. Agnos to IL
A. Chivilli	7/27	R. Rolison to ABQ
C. Palmquist	8/1	J. Bird to NYY
D. Darnell*	8/1	T. Kinley to ATL
R. Rolison	8/2	A. Senzatela to IL
B. Fulford	8/3	M. Toglia to ABQ
N. Anderson	8/3	S. Halverson to IL
A. Molina	8/5	C. Palmquist to ABQ
A. Amador	8/6	T. Estrada to IL
K. Karros*	8/8	O. Arcia to IL
A. Schunk	8/8	A. Chivilli to Res. List
C. Dollander	8/11	A. Nola DFA
L. Peralta	8/17	R. Rolison to ABQ
L. Gilbreath	8/22	D. Darnell to IL
A. Chivilli	8/22	A. Gomber released
D. Romo	9/1	Roster exp.
R. Rolison	9/1	Roster exp.
M. Toglia	9/9	W. Bernabel to Con. IL
R. Rolison	9/11	L. Peralta to IL
B. Crim	9/12	M. Toglia to ABQ
B. Blalock	9/13	C. Dollander to IL

2025 OPENING NIGHT ROSTER

PITCHERS: Zach Agnos, Dugan Darnell, Chase Dollander, Lucas Gilbreath, Tanner Gordon, Jaden Hill, Evan Justice, Karl Kauffmann, Juan Mejia, Anthony Molina, Jack O’Loughlin, Carson Palmquist, Andrew Quezada, Ryan Rolison, Jefry Yan

CATCHERS: Braxton Fulford, Austin Nola, Ronaiker Palma

INFIELDERS: Adael Amador, Warming Bernabel, Julio Carreras, Keston Hiura, Owen Miller, Ryan Ritter, Aaron Schunk

OUTFIELDERS: Yanquiel Fernandez, Sterlin Thompson, Zac Veen



2025 MISCELLANEOUS STATS

ISOTOPES VS. PCL IN 2025			
	Home	Road	Total
vs. El Paso Chihuahuas	6-6	4-8	10-14
Las Vegas Aviators	3-3	1-5	4-8
Oklahoma City Comets	2-4	6-6	8-10
Reno Aces	4-5	5-7	9-12
Round Rock Express	4-8	2-4	6-12
Sacramento River Cats	4-2	1-2	5-4
Salt Lake Bees	5-6	3-3	8-9
Sugar Land Space Cowboys	4-2	4-8	8-10
Tacoma Rainiers	3-3	1-5	4-8
TOTALS VS. PCL	35-39	27-48	62-87

CHALLENGE SYSTEM		
Challenges - 2025 Season	Isotopes	Opponents
	127-279 (46%)	167-322 (52%)

2025 DELAYS RECAP		
Date	Delay Time	Reason
5/4 vs. SL	0:24	rain/hail (game canceled)
6/10 vs. OKC	0:34	rain (game called - Top 8)
7/3 vs. ELP	0:38	threat of rain (7:43 start)
7/6 vs. ELP	1:37	rain (7:42 start)
7/13 at RR	1:53	rain (game postponed)
7/19 vs. RNO	0:33	threat of rain (7:08 start)
8/10 vs. RR	0:43	rain (6:48 start)
8/21 vs. LV	0:33	rain (7:08 start)
8/30 at SUG	0:34	field prep after storm
9/5 vs. RR	0:40	rain (7:15 start)
9/6 vs. RR	0:38	rain (game called - Top 7)
9/12 at ELP	0:37	rain (game called - Mid 6)
9/19 vs. RNO	2:26	rain (9:01 start)
Season's Cumulative Delay Time: 11:50		

2025 AWARDS		
Name	Award	Dates
Ritter	PCL Player of the Week	May 12-18
Ritter	PCL Player of the Week	May 19-25
Ritter	PCL Player of the Month	May
Hiura	PCL Player of the Week	July 28-Aug. 3

TOPES UNDER A SCOPE			
SITUATION	TOTAL	HOME	ROAD
Overall Record	62-87	35-40	27-47
1st Half Record	31-43	17-18	14-25
2nd Half Record	31-44	18-22	13-22
Series Openers	13-13	8-5	5-8
Series Finales	6-20	2-11	4-9
Isotopes Score First	31-35	14-12	17-23
Opponent Scores First	31-52	21-27	10-25
Games Won In Last AB	14-14	12-5	2-9
vs. RH Starter	41-67	27-32	14-35
vs. LH Starter	21-21	8-8	13-13
Isotopes Starter 5+ IP	25-19	15-8	10-11
Isotopes Starter 6+ IP	6-7	2-5	4-2
Isotopes Starter 7+ IP	2-2	2-1	0-1
Isotopes Quality Starts	6-6	2-3	4-3
Opponent Quality Starts	4-21	4-10	0-11
Outhit Opponent	42-15	24-4	18-11
Outhit by Opponent	15-63	7-31	8-32
Isotopes Tally 10-14 Hits	31-31	15-15	16-16
Isotopes Tally 15+ Hits	14-2	9-0	5-2
Isotopes Allow 10-14 Hits	22-47	13-26	9-21
Isotopes Allow 15+ Hits	4-10	3-5	1-5
Isotopes Homer	49-53	29-22	20-31
Isotopes Allow Homer	30-68	20-28	10-40
Shutouts	2-4	0-1	2-3
Score 2 Runs or Fewer	1-25	0-7	1-18
Score 3-4 Runs	8-27	5-14	3-13
Score 5+ Runs	34-31	16-16	18-15
Score 10+ Runs	19-4	14-1	5-3
Both Teams Score 10+ Runs	2-4	1-1	1-3
1-Run Games	16-25	10-10	6-15
Commit 0 Errors	27-39	14-16	13-23
Commit 1 Error	19-28	12-13	7-15
Commit 2 Errors	6-14	5-7	1-7
Commit 3+ Errors	9-6	4-3	5-3
Leading After 7th	44-3	24-1	20-2
Trailing After 7th	9-76	4-35	5-41
Leading After 8th	51-4	27-2	24-2
Trailing After 8th	4-76	3-32	1-44
Extra Innings	5-3	3-2	2-1
Day Games	7-20	3-11	4-9
Night Games	55-67	32-28	23-39
Doubleheader Record	1-3	1-3	0-0
Series Record (W-L-T)	2-13-11	2-4-7	0-9-4
March/April Record	12-17	7-7	5-10
May Record	13-13	7-6	6-7
June Record	7-18	3-4	4-14
July Record	11-12	6-6	5-6
August Record	11-17	6-10	5-7
September Record	8-10	6-6	2-4
White Jerseys	10-12	10-12	0-0
Black Jerseys	13-21	5-8	8-13
Purple Jerseys	18-19	9-3	9-16
Red Jerseys	9-19	5-6	4-13
Grey Jerseys	3-5	0-0	3-5
Specialty Jerseys	8-11	5-10	3-1



WALK-OFF WINS (8)

Date	Batter	Game-Winner	Inning	Score	Opp.
4/4	Fulford	2-run HR	9th	5-4	Salt Lake
4/20	Boone	Sac Fly	8th	4-3	El Paso (G1)
4/29	Hilliard	RBI Double	9th	3-2	Salt Lake
5/15	Ritter	RBI Double	9th	5-4	Tacoma
5/16	Hiura	RBI Double	12th	15-14	Tacoma
5/17	Thompson	Wild Pitch	9th	7-6	Tacoma
6/12	Bernabel	RBI Single	9th	9-8	Okla. City
8/8	Toglia	RBI Single	11th	9-8	Round Rock

WALK-OFF LOSSES (5)

Date	Batter	Game-Winner	Inning	Score	Opp.
5/8	Chavis	2-run Double	9th	6-5	Okla. City
5/20	Vargas	RBI Single	9th	7-6	Reno
5/21	Kaiser	RBI Double/error	9th	5-4	Reno
7/11	Strahm	RBI Single	11th	9-8	Round Rock
8/28	Palma	2-run HR	9th	9-8	Sugar Land

COME-FROM-BEHIND WINS TRAILING IN 7TH INNING OR LATER (13)

Date	Inning(s)	Score	Final Score	Opponent
4/4	7th-9th	0-4	5-4	vs. Salt Lake
4/29	7th-9th	0-2	3-2	vs. Salt Lake
5/2	8th	1-2	5-2	vs. Salt Lake
5/6	8th	0-2	6-2	at Oklahoma City
5/11	8th	2-3	6-3	at Oklahoma City
5/15	7th-9th	3-4	5-4	vs. Tacoma
5/16	7th-12th	6-12	15-14	vs. Tacoma
5/17	8th-9th	1-6	7-6	vs. Tacoma
5/24	8th	6-7	8-7	at Reno
6/3	8th-10th	1-2	3-2	at El Paso
7/10	9th-10th	1-2	3-2	at Round Rock
8/8	7th-11th	1-2	9-8	vs. Round Rock
9/4	7th	5-6	10-6	vs. Round Rock
9/17	7th-8th	6-7	9-7	vs. Reno



2025 HIGHS AND LOWS

2025 ISOTOPES HIGHS & LOWS

TEAM MISCELLANEOUS

LONGEST WINNING STREAK:	4, 5/23-5/27
LONGEST WINNING STREAK - HOME:	3 (2x) last: 7/31-8/2
LONGEST WINNING STREAK - ROAD:	4, 5/23-5/31
LONGEST LOSING STREAK:	5 (2x) last: 8/3-8/7
LONGEST LOSING STREAK - HOME:	4, 8/3-8/7
LONGEST LOSING STREAK - ROAD:	5, 6/25-6/29
LARGEST WINNING MARGIN:	15 (2x) last: 4/23 at RNO
LARGEST LOSING MARGIN:	14 (2x) last: 7/18 vs. RNO
BIGGEST COMEBACK TO WIN:	8, 5/16 vs. TAC
BIGGEST BLOWN LEAD IN LOSS:	5 (2x), last: 8/12 at OKC
LONGEST GAME, INNINGS:	12, 5/16 vs. TAC
LONGEST GAME, TIME:	4:06, 5/16 vs. TAC (12 inn)
LONGEST NINE-INNING GAME, TIME:	3:34, 9/10 at ELP
SHORTEST GAME, TIME:	1:44, 9/12 at ELP (5.5 inn)
SHORTEST NINE-INNING GAME, TIME:	2:11, 6/1 vs. SUG
MOST ERRORS:	5 (2x) last: 7/5 vs. ELP
MOST ERRORS BY OPPONENT:	6, 7/2 vs. ELP**
MOST ERRORS BY BOTH CLUBS:	9, 5/24 at RNO*
MOST CONSECUTIVE GAMES W/O ERROR:	4 (2x) last: 7/8-7/11
MOST DP TURNED BY ISOTOPES:	5, 8/23 vs. LV**
MOST DP TURNED BY OPPONENT:	4, 5/30 vs. SUG
MOST DP TURNED BY BOTH CLUBS:	7 (2x) last: 8/23 vs. LV
LARGEST CROWD, HOME:	12,184, 7/4 vs. ELP
LARGEST CROWD, ROAD:	8,831, 9/12 at ELP
SMALLEST CROWD, HOME:	2,928, 4/3 vs. SL
SMALLEST CROWD, ROAD:	2,002, 8/27 at SUG

TEAM BATTING

MOST RUNS SCORED:	18, 4/23 at RNO
MOST RUNS SCORED, ONE INNING:	8 (2x) last: 5/25 at RNO (5th)
MOST HITS:	27, 9/10 at ELP*
FEWEST HITS, NINE-INNING GAME:	1, 4/13 at SUG
MOST DOUBLES:	9, 9/10 at ELP**
MOST TRIPLES:	3, 4/25 at RNO
MOST HOME RUNS:	7, 5/25 at RNO
MOST EXTRA-BASE HITS:	14, 9/10 at ELP*
MOST TOTAL BASES:	51, 9/10 at ELP*
MOST CONSECUTIVE GAMES WITH HR:	9, 4/2-4/11
MOST CONSECUTIVE GAMES WITHOUT HR:	3 (3x) last: 8/13-8/15
MOST CONSECUTIVE GAMES WITH XBH:	35, 5/9-6/18
MOST WALKS:	10, 4/15 vs. ELP
FEWEST WALKS:	0 (5x) last: 9/3 vs. RR**
MOST STRIKEOUTS:	17, 7/3 vs. ELP
FEWEST STRIKEOUTS, NINE-INNING GAME:	1, 4/5 vs. SL*
MOST STOLEN BASES:	8, 8/14 at OKC**
MOST LOB:	15, 9/7 vs. RR
FEWEST LOB:	2 (3x) last: 9/2 vs. RR

TEAM PITCHING

MOST RUNS ALLOWED:	17, 4/25 at RNO
MOST RUNS ALLOWED, ONE INNING:	10, 4/18 vs. ELP (5th)
MOST HITS ALLOWED:	21 (2x) last: 8/7 vs. RR
FEWEST HITS ALLOWED, NINE-INNING GAME:	3 (3x) last: 5/23 at RNO
MOST DOUBLES ALLOWED:	6 (3x) last: 6/25 at LV
MOST TRIPLES ALLOWED:	2 (4x) last: 7/18 vs. RNO
MOST HOME RUNS ALLOWED:	5 (2x) last: 8/7 vs. RR
MOST EXTRA-BASE HITS ALLOWED:	10, 4/25 at RNO
MOST CON. GAMES WITH HR ALLOWED:	9, 6/12-6/21
MOST CON. GAMES WITHOUT HR ALLOWED:	5, 4/18-4/23
MOST WALKS ALLOWED:	17, 4/8 at SUG*
FEWEST WALKS ALLOWED:	0 (5x) last: 9/19 vs. RNO**
MOST STRIKEOUTS:	17, 6/1 vs. SUG
FEWEST STRIKEOUTS, NINE-INNING GAME:	3 (3x) last: 8/8 vs. RR
MOST STOLEN BASES ALLOWED:	6, 4/16 vs. ELP
MOST PITCHERS USED, GAME, ISOTOPES:	8, 5/16 vs. TAC (12 inn)
MOST PITCHERS USED, GAME, OPPONENT:	9, 5/18 vs. TAC
MOST LOB, OPPONENT:	15, 8/3 vs. SAC
FEWEST LOB, OPPONENT:	2, 9/12 at ELP (5.5 inn)
QUALITY STARTS:	12, last: Curry, 9/21 vs. RNO

INDIVIDUAL BATTING

MOST RUNS SCORED:	5 (2x) last: Hilliard, 9/10 at ELP**
MOST HITS:	5 (3x) last: Schunk, 9/10 at ELP**
MOST DOUBLES:	3 (2x) last: Schunk, 9/10 at ELP**
MOST TRIPLES:	2, Hilliard, 4/25 at RNO**
MOST HOME RUNS:	3, Ritter, 5/25 at RNO**
MOST EXTRA-BASE HITS:	4, Schunk, 9/10 at ELP**
MOST CONSECUTIVE GAMES WITH A HR:	3 (4x) last: Fulford, 7/2-7/4
MOST TOTAL BASES:	12, Ritter, 5/25 at OKC**
MOST RUNS BATTED IN:	7, Toglia, 6/10 vs. RNO
MOST WALKS:	3 (9x) last: Amador, 9/10 at ELP
MOST STRIKEOUTS:	4 (10x) last: Hiura, 9/14 at ELP
MOST STOLEN BASES:	4, Ward, 8/14 at OKC**
LONGEST HITTING STREAK:	21, Ritter, 5/14-present
LONGEST ON-BASE STREAK:	31, Hiura, 5/1-7/2
MOST CONS. GAMES WITH EXTRA-BASE HIT:	11, Ritter, 5/15-5/27*

INDIVIDUAL PITCHING

MOST INNINGS PITCHED, STARTER:	7.2, Blalock, 5/29 vs. SUG
MOST INNINGS PITCHED, RELIEVER:	4.1, Van Scoyoc, 7/19 vs. RNO
SHORTEST START (NON-REHAB/INJURY/SPOT START):	0.1, Curry, 9/16 vs. RNO
LONGEST WINNING STREAK:	3 (6x) last: Hughes, 8/31-9/12
LONGEST LOSING STREAK:	6, Quezada, 4/25-7/11
MOST HITS ALLOWED:	12 (2x) last: Molina, 5/17 vs. TAC
FEWEST HITS ALLOWED, STARTER:	1, Palmquist, 5/9 at OKC (6.0 IP)
MOST EARNED RUNS ALLOWED:	9, Quezada, 4/25 at RNO
MOST HOME RUNS ALLOWED:	3 (8x) last: Curry, 8/29 at SUG
MOST STRIKEOUTS, STARTER:	11, Quezada, 6/1 vs. SUG
MOST STRIKEOUTS, RELIEVER:	5 (5x) last: Peralta, 6/3 at ELP
MOST WALKS ALLOWED:	9 (2x) last: Feltner, 7/24 at SL**
MOST CONS. SCORELESS IP (START):	5.0, O'Loughlin, 4/2 vs. SL
MOST CONS. SCORELESS IP (RELIEF):	11.2, Darnell, 5/23-6/20
MOST CONS. SCORELESS RELIEF OUTINGS:	8, Yan, 5/1-5/30
MOST WILD PITCHES:	2 (8x) last: Quezada, 8/23 vs. LV
MOST PITCHES THROWN:	111, Blalock, 5/29 vs. SUG

* - Team Record ** - Ties Team Record *** - Pacific Coast League Record



2025 DEFENSIVE BREAKDOWN AND RECORD BY...

DEFENSIVE STATISTICS														
-- OUTFIELD ASSISTS --					--- GAMES BY POSITION ---									
PLAYER	Total	1B	2B	3B	HP	C	1B	2B	3B	SS	LF	CF	RF	DH
Amador								75						3
Beck	1				1						2	2	4	1
Bernabel							26		39					9
Boone	3			2	1		2				5	16	11	4
Bouchard							1				26	18	15	5
Carreras								39	5	1				3
Clifford						21		5						1
Cope							12							13
Crim														1
Estrada								4						1
Fernandez	5		1	1	3								53	11
Freeman								2					2	6
Fulford						37								3
Hilliard	3		2	1								78	9	3
Hiura							75							25
Karros							2		14					1
Miller							5	12	24	52	1	7		3
Nola						25								1
Palma						16		1						4
Ritter								4	1	48				3
Romo						54							7	5
Schunk								8	65	11				5
Thompson	9	2	3	2	2						95		6	17
Toglia							28							13
Torres										35				3
Tovar										8				10
Veen	3		1	1	1						20	9	51	3
Ward	1	1									2	25		2
TOTALS	25	3	7	7	8			6	3		2	25		2

RECORD BY MARGIN											
	1r	2r	3r	4r	5r	6r	7r	8r	9r	10r	11+
ISOTOPES AT HOME	10-9	7-4	2-9	4-3	4-2	2-4	1-4	0-1	1-1	1-0	4-2
ISOTOPES ON THE ROAD	6-16	5-8	2-2	2-7	3-5	2-2	1-1	1-3	1-0	0-2	3-2
TOTALS	16-25	12-12	4-11	6-10	7-7	4-6	2-5	1-4	2-1	1-2	7-4

RECORD BREAKDOWN BY RUNS SCORED AND ALLOWED											
	0	1	2	3	4	5	6	7	8	9	10+
ISOTOPES SCORE	0-4	0-10	1-13	4-13	4-11	4-8	5-12	4-5	13-5	8-1	19-4
ISOTOPES ALLOW	2-0	2-0	15-2	10-6	10-3	6-11	6-10	5-11	4-13	0-10	2-20

RUNS SCORED BY INNING														
	1	2	3	4	5	6	7	8	9	10	11	12+	TOTAL	AVERAGE
OPPONENT	114	80	133	127	105	117	104	106	49	10	3	0	956	6.4
ISOTOPES	82	91	120	114	122	103	88	104	67	8	3	1	895	6.0

BASERUNNING INFORMATION							
PLAYER	SB - ATT	SB2 - ATT	SB3 - ATT	SBH - ATT	CS	PO	
Amador	20-29	17-25	3-4		9	3	
Beck	2-2	1-1	1-1				
Bernabel	6-7	6-6	0-1		1	1	
Boone	2-2	2-2					
Bouchard	10-12	10-12			2	0	
Carreras	11-15	11-13	0-2		4	0	
Crim	1-1	1-1			0	0	
Fernandez	0-1	0-1			1	1	
Fulford	3-5	2-4			1-1	2	0
Hilliard	15-16	13-14	2-2		1	2	
Hiura	1-2	1-2	0-1		1	0	
Miller	13-16	12-14	1-2		3	0	
Palma					0	1	
Ritter	3-5	2-4	1-1		2	1	
Romo	2-2	2-2			0	0	
Schunk	3-5	1-3			2-2	1	0
Thompson	12-16	11-15	1-1		4	0	
Toglia	0-2	0-2			2	0	
Torres	1-1	1-1			0	0	
Veen	15-19	13-16	2-3		4	1	
Ward	35-37	28-30	5-5		2	1	
TOTALS	154-195	133-169	15-21	5-5	38	11	



2025 OFFENSIVE BREAKDOWN

PLAYER	MULTI-HIT GAMES					MULTI-RBI GAMES					HITTING STREAKS					ON-BASE STREAKS	
	Total	2H	3H	4H	5+	Total	2B	3B	4B	5+	Current	Longest	Hitless	5-9	10-14	15+	Current
Amador	26	19	5	2		12	2	8	1	1	+9	+9	-3	4		+9	+21
Beck	2	2				10					+2	+2	-3			+3	+3
Bernabel	27	23	4			10	5	5			+2	+15	-3	2	1	+2	+16
Boone	6	6				6	3	1		2	+1	+5	-4	1		+1	+5
Bouchard	9	7	1	1		9	7	1	1		+1	+5	-2	1		+2	+22
Carreras	8	5	2	1		4	3			1	+1	+13	-3		1	+1	+13
Clifford	2	2				1	1				+5	+5		1		+5	+5
Cope	1	1				2	1	1			-1	+4	-2			-1	+5
Crim	6	4	2			3	1	2			-1	+9	-2	2		-1	+9
Estrada	2	2									+5	+5		1		+5	+5
Fernandez	24	20	4			9	5	2	1	1	+2	+11	-4	3	1	+2	+12
Freeman											-1	+1				-1	+3
Fulford	15	12	2	1		12	9	2		1	+1	+11	-1	2	1	+3	+14
Hilliard	29	24	3	2		17	11	5	1		-3	+11	-3	5	1	+1	+24
Hiura	31	25	5	1		20	14	4	2		+4	+13	-7	4	1	+4	+31
Karros	6	4	2								+1	+6	-1	1		+1	+6
Miller	29	20	8	1		16	10	3	3		+4	+17	-4	3	1	+4	+22
Nola	12	9	3			6	4				-1	+7	-2	1		-1	+16
Palma	4	1	1	2		2	2				-1	+6	-1	1		-1	+6
Ritter	21	15	5	1		14	6	3	2	1	+21	+21	-4		1	+27	+27
Romo	13	10	3			4	3	1			+1	+7	-3	2		+1	+11
Schunk	23	16	6	1		14	5	6	3		-1	+14	-3	3	1	+12	+18
Thompson	35	29	5	1		17	15	1	1		+3	+9	-3	7		+3	+28
Toglia	15	10	4	1		7	4	2	1		+9	+9	-2	2		+9	+18
Torres	8	6	2			2	1		1		-1	+5	-4	1		+4	+7
Tovar	1	1									+1	+2	-2			+1	+2
Veen	31	24	4	2	1	12	9		2	1	+2	+14	-3	4	1	+2	+16
Ward	11	9	2			5	2	2	1		+2	+7	-2	3		+2	+12

HOME RUN BREAKDOWN

PLAYER	Total	vs.		At Isotopes Park	On Road	7th inn or later	----- LAST HOME RUN -----		
		LHP	RHP				Date	Pitcher	AB
Amador	11	4	7	6	5	2	9/18 vs. RNO	Angelo	14
Beck	1	1	0	0	1	0	4/9 at SUG	Gordon	33
Bernabel	8	2	6	4	4	2	7/4 vs. ELP	Marinaccio	41
Boone	8	2	6	3	5	3	7/5 vs. ELP	Espada	0
Bouchard	9	0	9	4	5	2	9/9 at ELP	Tamarez	26
Carreras	1	0	1	0	1	1	6/6 at ELP	Jacob	35
Cope	1	1	0	1	0	0	9/5 vs. RR	Plassmeyer	39
Crim	3	1	2	1	2	2	9/10 at ELP	Benjamin	10
Fernandez	13	2	11	5	8	0	6/29 at LV	Brooks	1
Fulford	13	4	9	9	4	4	7/29 vs. SAC	Winn	5
Hilliard	17	2	15	8	9	5	9/10 at ELP	Roberts	29
Hiura	21	8	13	12	9	5	9/17 vs. RNO	Nelson	9
Karros	2	0	2	1	1	0	8/2 vs. SAC	Birdsong	13
Miller	11	2	9	5	6	2	9/17 vs. RNO	Richards	16
Nola	1	0	1	0	1	1	4/10 at SUG	Tamarez	88
Ritter	16	6	10	7	9	6	5/31 vs. SUG	Blubaugh	24
Romo	7	2	5	4	3	0	8/21 vs. LV	Barnett	23
Schunk	10	4	6	6	4	3	9/10 at ELP	Benjamin	26
Thompson	18	3	15	8	10	1	9/16 vs. RNO	Gesting	18
Toglia	11	2	9	8	3	3	9/20 vs. RNO	Lin	6
Torres	5	0	5	4	1	1	9/2 vs. RR	Edwards	28
Veen	11	1	10	8	3	2	9/4 vs. RR	Abbott	40
Ward	1	0	1	0	1	0	8/26 at SUG	Garcia	45
TOTALS	199	48	151	104	95	46			

ISOTOPES HIGHEST-SCORING INNINGS

DATE	INNING	RUNS
7/2 vs. ELP	4th	9
last: 5/25 at RNO	5th	8 (2x)
9/10 at ELP	1st	7
last: 8/13 at OKC	5th	6 (3x)
last: 8/21 vs. LV	5th	5 (12x)
last: 9/20 vs. RNO	5th	4 (33x)

ORDER PRODUCTION

ORDER	HR	RBI
1	27	104
2	16	101
3	22	104
4	20	96
5	35	103
6	24	82
7	18	86
8	18	81
9	19	83

POSITION PRODUCTION

POSITION	HR	RBI
C	20	87
1B	35	114
2B	11	96
3B	13	80
SS	30	104
LF	22	85
CF	23	98
RF	26	96
DH	19	78
PH	0	2



SERIES BY SERIES BREAKDOWN

SERIES BY SERIES OFFENSIVE BREAKDOWN (INDICATES SEASON-HIGH)**

Date	Opponent	Runs	Hits	Home Runs	XBH	Strikeouts	Walks	LOB
March 28-30	@ Sacramento	3	15	2	7	33	6	17
April 1-6	Salt Lake	48	59	11	20	47	31	46
April 8-13	@ Sugar Land	24	37	10	17	55	24	42
April 15-20	El Paso	39	55	6	21	35	33**	46
April 22-27	@ Reno	45	72	7	29	57	17	38
April 29 - May 4	Salt Lake	18	43	2	12	36	14	37
May 6-11	@ Oklahoma City	28	43	8	21	51	26	34
May 13-18	Tacoma	39	65	4	23	42	29	56
May 20-25	@ Reno	44	73	10	35**	58	24	51
May 27 - June 1	Sugar Land	37	56	11	26	43	21	40
June 3-8	@ El Paso	32	60	8	23	51	17	40
June 10-15	Oklahoma City	46	73	11	20	56	18	42
June 17-22	@ Tacoma	25	48	3	14	49	14	36
June 24-29	@ Las Vegas	41	58	10	26	42	24	40
July 1-6	El Paso	44	66	10	20	60**	23	48
July 8-13	@ Round Rock	21	40	5	11	42	22	39
July 18-20	Reno	9	28	2	9	26	9	23
July 22-27	@ Salt Lake	31	63	7	18	57	22	51
July 29 - Aug. 3	Sacramento	52**	72	12*	33	51	23	42
Aug. 5-10	Round Rock	35	64	9	23	48	25	52
Aug. 12-17	@ Oklahoma City	40	61	4	15	55	30	53
Aug. 19-24	Las Vegas	42	65	10	27	46	32	53
Aug. 26-31	@ Sugar Land	33	51	7	21	53	19	35
Sept. 2-7	Round Rock	32	57	8	23	51	14	36
Sept. 9-14	@ El Paso	50	77**	11	32	45	33**	61**
Sept. 16-21	Reno	37	62	8	24	53	21	41

SERIES BY SERIES PITCHING BREAKDOWN (INDICATES SEASON-HIGH)**

Date	Opponent	Runs	Hits	Home Runs	XBH	Strikeouts	Walks	LOB
March 28-30	@ Sacramento	14	25	3	11	26	13	20
April 1-6	Salt Lake	38	60	4	23	60	31	54**
April 8-13	@ Sugar Land	28	39	7	16	63**	38**	34
April 15-20	El Paso	41	69	3	25	42	31	52
April 22-27	@ Reno	51	64	5	25	42	36	50
April 29 - May 4	Salt Lake	24	44	2	12	40	16	37
May 6-11	@ Oklahoma City	23	45	5	17	50	30	47
May 13-18	Tacoma	50	76	12	27	39	15	38
May 20-25	@ Reno	29	49	7	19	45	18	37
May 27 - June 1	Sugar Land	35	56	13	22	56	28	49
June 3-8	@ El Paso	48	72	8	18	48	24	51
June 10-15	Oklahoma City	39	64	7	24	47	24	42
June 17-22	@ Tacoma	43	53	9	20	37	36	38
June 24-29	@ Las Vegas	53	82**	12	31**	44	23	45
July 1-6	El Paso	43	66	5	22	55	29	52
July 8-13	@ Round Rock	26	51	8	17	42	18	41
July 18-20	Reno	22	27	4	10	28	13	17
July 22-27	@ Salt Lake	28	54	4	13	43	24	51
July 29 - Aug. 3	Sacramento	31	53	8	19	51	28	49
Aug. 5-10	Round Rock	60**	78	15**	30	38	33	49
Aug. 12-17	@ Oklahoma City	38	59	6	22	54	34	51
Aug. 19-24	Las Vegas	39	64	9	31**	63**	25	48
Aug. 26-31	@ Sugar Land	26	45	10	20	45	25	45
Sept. 2-7	Round Rock	35	58	5	19	39	24	39
Sept. 9-14	@ El Paso	58	67	9	25	29	30	43
Sept. 16-21	Reno	34	56	5	20	41	29	48



Organization

2026 Isotopes

2025 In Review

Colorado Rockies

Opponents

Isotopes Records

ABQ Pro Baseball

History

Media Information

2025 PACIFIC COAST LEAGUE STANDINGS /ATTENDANCE REPORT

Pacific Coast League	W	L	PCT	GB	Home	Away	Last 10
Tacoma Rainiers*	86	64	.573	-	52-29	34-35	7-3
Oklahoma City Comets	84	66	.560	2.0	39-36	45-30	6-4
Las Vegas Aviators #	83	67	.533	3.0	46-29	37-38	4-6
El Paso Chihuahuas	81	68	.544	4.5	41-33	40-35	7-3
Round Rock Express	77	73	.513	9.0	40-34	37-39	6-4
Sacramento River Cats	77	73	.513	9.0	37-32	40-41	4-6
Sugar Land Space Cowboys	73	76	.490	12.5	43-32	30-44	3-7
Salt Lake Bees	65	84	.436	20.5	36-39	29-45	3-7
Reno Aces	63	87	.420	23.0	31-44	32-43	6-4
Albuquerque Isotopes	62	87	.416	23.5	35-40	27-47	4-6

KEY : # - 1st Half champion and overall league champion

* - 2nd Half champion (playoff participant)

PCL ATTENDANCE REPORT

	OPENINGS	OPENINGS LOST	TOTAL	AVERAGE
Albuquerque Isotopes	73	2	493,849	6,765
Las Vegas Aviators	75	0	491,889	6,559
El Paso Chihuahuas	73	2	472,125	6,467
Tacoma Rainiers	75	0	430,813	5,744
Salt Lake Bees	75	0	395,534	5,274
Oklahoma City Comets	73	2	395,026	5,411
Round Rock Express	72	3	354,867	4,929
Reno Aces	75	0	352,375	4,698
Sacramento River Cats	75	0	302,961	4,039
Sugar Land Space Cowboys	73	2	270,571	3,706

PCL POST-SEASON AWARDS

AWARD	WINNER	AWARD	WINNER
MVP	Ryan Ward - Oklahoma City	Starting Pitcher	Jhonathan Diaz - Tacoma
Manager of the Year	Fran Riordan - Las Vegas	Starting Pitcher	Carson Seymour - Sacramento
Pitcher of the Year	Carson Whisenhunt - Sacramento	Starting Pitcher	Carson Whisenhunt - Sacramento
Top MLB Prospect	Harry Ford - Tacoma	Starting Pitcher	Victor Mederos - Salt Lake
Catcher	Luis Campusano - El Paso	Reliever	Ben Bowden - Las Vegas
First Baseman	Tyler Locklear - Tacoma	Reliever	Nick Hernandez - Sugar Land
Second Baseman	Adael Amador - Albuquerque		
Third Baseman	Cody Freeman - Round Rock		
Shortstop	Leo Rivas - Tacoma		
Outfielder	Yonathan Perlaza - El Paso		
Outfielder	Carlos Cortes - Las Vegas		
Outfielder	Esteury Ruiz - Las Vegas/OKC		
Designated Hitter	Ryan Ward - Oklahoma City		
Utility Player	Jordan Lawlar - Reno		



2025 PACIFIC COAST LEAGUE BATTING LEADERS

AT BATS			DOUBLES			TRIPLES		
Ward, R	OKC	566	Perlaza, Y	ELP	49	Hilliard, S	ABQ	12
Taylor, S	TAC	558	Dungan, C	ELP	34	Dungan, C	ELP	8
Thomas, R	TAC	547	Bastidas, J	SUG	31	Thompson, S	ABQ	8
Perlaza, Y	ELP	541	English, T	RNO	31	5 tied		7
Dungan, C	ELP	527	Ward, R	OKC	31			
HOME RUNS			ON-BASE PERCENTAGE			TOTAL BASES		
Ward, R	OKC	36	Campusano, L	ELP	.441	Ward, R	OKC	315
Kavadas, N	SL	28	Ruiz, E	LV/OKC	.412	Perlaza, Y	ELP	276
Campusano, L	ELP	25	Ford, H	TAC	.408	Taylor, S	TAC	257
Whitcomb, S	SUG	25	Gauthier, A	OKC	.404	Dungan, C	ELP	236
Luciano, M	SAC	23	Locklear, T	TAC	.401	Campusano, L	ELP	234
RBI			SLUGGING PERCENTAGE			STRIKEOUTS		
Ward, R	OKC	122	Campusano, L	ELP	.595	Luciano, M	SAC	170
Perlaza, Y	ELP	113	Hilliard, S	ABQ	.565	Kavadas, N	SL	163
Campusano, L	ELP	95	Ward, R	OKC	.557	Flint, T	SL	151
Taylor, S	TAC	86	Freeman, C	RR	.549	Dungan, C	ELP	142
Crim, B	RR/ABQ	85	Locklear, T	TAC	.542	Matthews, B	SUG	139
STOLEN BASES			EXTRA-BASE HITS			BASE ON BALLS		
Ruiz, E	LV/OKC	63	Ward, R	OKC	73	Gauthier, A	OKC	93
Taylor, S	TAC	44	Perlaza, Y	ELP	70	Luciano, M	SAC	85
Matthews, B	SUG	41	Dungan, C	ELP	56	Freeland, A	OKC	83
Thomas, R	TAC	35	Hilliard, S	ABQ	54	Ward, R	OKC	83
Ward, B	ABQ	35	Thompson, S	ABQ	54	Short, Z	SUG	78
HITS			RUNS SCORED			Average		
Thomas, R	TAC	178	Taylor, S	TAC	124	Freeman, C	RR	.3359
Perlaza, Y	ELP	166	Ward, R	OKC	113	Campusano, L	ELP	.3358
Taylor, S	TAC	165	Perlaza, Y	ELP	106	Thomas, R	TAC	.325
Ward, R	OKC	164	Dungan, C	ELP	105	English, T	RNO	.325
2 tied		144	Thomas, R	TAC	105	Locklear, T	TAC	.316



2025 PACIFIC COAST LEAGUE PITCHING LEADERS

WINS			STRIKEOUTS			ERA		
Cushing, J	LV	11	McDonald, T	SAC	144	Diaz, J	TAC	4.15
Diaz, J	TAC	11	Ullola, M	SUG	131	Castano, B	TAC	5.19
4 tied		9	Barnett, M	LV	124	McDonald, T	SAC	5.31
			Diaz, J	TAC	116	Ivey, T	SUG	5.83
			Black, M	SAC	114	Hudson, D	SL	6.68

SAVES			COMPLETE GAMES			WHIP		
Little, J	OKC	13	Lawrence, C	TAC	1	Diaz, J	TAC	1.32
Maldonado, A	LV	12	Hughes, G	ABQ	1	Castano, B	TAC	1.39
Hernandez, N	SUG	11	Quezada, A	ABQ	1	McDonald, T	SAC	1.45
3 tied		9	Morris, K	LV	1	Ivey, T	SUG	1.64
						Hudson, D	SL	1.79

GAMES			SHUTOUTS			BATTING AVERAGE		
Danner, H	SUG	54	Hughes, G	ABQ	1	Castano, B	TAC	.263
Barlow, J	RR	50	Morris, K	LV	1	McDonald, T	SAC	.264
Boyer, L	OKC	50				Ivey, T	SUG	.281
Diaz, M	SAC	50				Diaz, J	TAC	.289
Murray, J	SUG	50				Hudson, D	SL	.335
Taylor, T	TAC	50						

GAMES STARTED			INNINGS PITCHED			HOLDS		
Diaz, J	TAC	26	McDonald, T	SAC	142.1	Contreras, L	SUG	10
Ivey, T	SUG	25	Diaz, J	TAC	138.2	Danner, H	TAC	10
Black, M	SAC	24	Hudson, D	SL	136.0	Kitchen, A	TAC	10
Castano, B	TAC	24	Castano, B	TAC	126.2	5 tied		8
Hudson, D	SL	24	Ivey, T	SUG	122.0			
McDonald, T	SAC	24	Black, M	SAC	119.1			

LOSSES			BASE ON BALLS		
Black, M	SAC	10	Ullola, M	SUG	78
Brown, A	SUG	10	Ivey, T	SUG	66
Ivey, T	SUG	10	Barnett, M	LV	65
4 tied		9	Diaz, Y	RNO	64
			2 tied		62



2025 PACIFIC COAST LEAGUE TEAM STATISTICS

BATTING	AVG	G	AB	R	H	TB	2B	3B	HR	RBI	BB	IBB	K	SB	CS	OBPS	SLG	SAC	SF
Las Vegas Aviators	.288	150	5268	978	1519	2462	305	34	190	931	702	10	1275	182	33	.378	.467	14	60
Albuquerque Isotopes	.285	149	5145	895	1466	2480	291	63	199	839	576	6	1237	154	41	.364	.482	18	50
El Paso Chihuahuas	.284	149	5103	959	1447	2319	320	36	160	904	699	11	1166	184	47	.375	.454	58	59
Reno Aces	.283	150	5303	924	1503	2445	330	45	174	870	651	6	1291	97	35	.366	.461	26	42
Tacoma Rainiers	.283	150	5140	944	1455	2266	275	28	160	885	704	11	1084	237	50	.375	.441	47	58
Oklahoma City Comets	.276	150	5178	936	1429	2384	303	44	188	871	747	9	1321	195	46	.369	.460	5	56
Round Rock Express	.262	150	5069	824	1326	2162	266	27	172	772	664	13	1214	173	44	.352	.427	24	51
Salt Lake Bees	.259	149	5067	811	1314	2144	243	46	165	758	617	6	1510	159	40	.347	.423	32	32
Sacramento River Cats	.250	150	5062	757	1267	2037	258	25	154	724	644	10	1370	112	22	.340	.402	20	48
Sugar Land Space Cowboys	.231	149	4834	698	1116	1926	243	27	171	657	689	5	1408	152	42	.336	.398	16	38

PITCHING	ERA	G	CG	SHO	SV	IP	H	R	ER	HR	HB	BB	K	WP	WHIP	AVG
Round Rock Express	4.96	150	0	8	29	1319.0	1345	816	727	182	71	626	1325	69	1.49	.265
Sacramento River Cats	4.96	150	0	7	31	1324.0	1289	804	730	169	85	634	1393	74	1.45	.255
Sugar Land Space Cowboys	4.97	149	0	9	38	1293.0	1215	768	714	154	80	715	1270	62	1.49	.248
Tacoma Rainiers	5.02	150	1	6	33	1324.2	1442	811	739	160	96	515	1197	69	1.48	.277
Las Vegas Aviators	5.19	150	1	7	36	1325.2	1347	845	764	191	67	651	1355	92	1.51	.263
Oklahoma City Comets	5.23	150	0	3	39	1330.0	1288	830	773	144	88	782	1408	109	1.56	.255
El Paso Chihuahuas	5.67	149	0	3	38	1311.2	1441	920	827	164	87	696	1237	80	1.63	.279
Albuquerque Isotopes	5.97	149	2	2	24	1286.2	1476	956	853	185	67	674	1168	86	1.67	.288
Salt Lake Bees	6.10	149	0	4	33	1303.1	1516	959	883	201	85	638	1210	79	1.65	.290
Reno Aces	6.29	150	0	3	19	1323.0	1513	1016	925	203	79	720	1260	86	1.69	.288

FIELDING	PCT	TC	PO	A	E	DP	PB	SB	CS
Sugar Land Space Cowboys	.982	5177	3879	1207	91	120	19	194	36
Oklahoma City Comets	.981	5351	3990	1262	99	131	18	228	40
Round Rock Express	.981	5367	3957	1306	104	134	15	162	48
Las Vegas Aviators	.981	5442	3977	1359	106	128	12	145	52
Salt Lake Bees	.979	5370	3910	1349	111	134	7	179	31
Tacoma Rainiers	.979	5590	3974	1497	119	144	3	154	37
Reno Aces	.978	5424	3969	1335	120	151	13	182	40
El Paso Chihuahuas	.977	5469	3935	1406	128	134	18	137	47
Sacramento River Cats	.975	5451	3972	1345	134	145	19	94	40
Albuquerque Isotopes	.974	5379	3860	1380	139	149	13	156	41





O O A O O K I



COLORADO ROCKIES



COORS FIELD

2001 Blake Street
 Denver, CO 80205
 (303) 312-2325 (p)
 (303) 312-2319 (f)
 www.rockies.com

EXECUTIVE OFFICERS	
Richard L. Monfort	Owner/Chairman & Chief Executive Officer
Charles K. Monfort	Owner/General Partner
Walker Monfort	President
Paul DePodesta	President of Baseball Operations
Josh Byrnes	General Manager
Brian Gaffney	Senior Vice President - General Counsel & Chief Administrative Officer
Kevin H. Kahn	Senior Vice President/Chief Customer Officer - Ballpark Operations
Ian Levin	Assistant General Manager - Baseball Operations
Nicky Schmidt	Senior Vice President and Chief Revenue & Strategy Officer
Tommy Tanous	Assistant General Manager - Player Development & Scouting
Kari Anderson	Vice President - Marketing
Jeff Benner	Vice President - Ticket Sales & Premium Seating
Rolando Fernandez	Vice President - International Scouting & Development
Kent Hakes	Vice President - Ticketing Operations, Services & Technology
Jim Kellogg	Vice President - Community & Retail Operations
Cory Little	Vice President - Public Relations and Communications
Kimberly Molina	Vice President - Chief Human Resources Officer
Danny Montgomery	Vice President - Scouting
Douglas Mylowe	Vice President - Chief Financial Officer
Nate VanderWal	Vice President - Corporate Partnerships
Charlie Blackmon	Special Assistant to the General Manager
Vinny Castilla	Special Assistant to the General Manager
Todd Helton	Special Assistant to the General Manager
Clint Hurdle	Special Assistant to the General Manager
Kimberly Olson	Executive Assistant to the Owner/Chief Executive Officer
Nicole Scheller	Executive Assistant to the President
BASEBALL OPERATIONS	
Irma Castañeda	Assistant to the Senior Vice President & General Manager
Chad MacDonald	Special Assistant to the General Manager & Senior Director - Player Personnel
Paul Ekins	Senior Director - Major League Operations
Amir Mamdani	Director - Baseball Operations
Marc Gustafson	Senior Director - Scouting Operations
Sterling Monfort	Director - Professional Scouting Operations
Avery Griggs	Coordinator - Professional Scouting Operations
Emily Glass	Manager - Scouting Operations
Al Gilbert	Senior Analyst - Baseball Strategy & Economics
Chris Forbes	Senior Director - Player Development
Jesse Stender	Assistant Director - Player Development
Daniel Kleinholz	Manager - Minor League Operations
Brian Jones	Director - Research & Development
Chet Gutwein	Lead Analyst
Matt Daniels	Director - Pitching
Chris Bonk	Analyst - Pitching
Jack Voigt	Analyst - Research & Development
Tim Batesole	Analyst - Research & Development
Alex DaSilva	Analyst - Research & Development
Jimmy Hartley	Manager - Baseball Technology
Will Topham	Coordinator - Minor League Technology
Brandon Stone	Manager - Performance Science
Emilio Martinez	Coordinator - Performance Service
Isaac Gerhart-Hines	Assistant Director - Baseball Systems
Adam Beier	Senior Data Engineer
Fox Maikovich	Data Engineer
Weston Harper	Senior Software Engineer
Michael Brandt	Full Stack Developer
CLUBHOUSE PERSONNEL	
Mike Pontarelli	Assistant Director - Major League Clubhouse
Patrick Gill	Manager - Major League Clubhouse
Justin Fowler	Coordinator - Major League Clubhouse
Keith Dugger	Head Athletic Trainer & Director, Medical Operations
Andy Stover	Assistant Athletic Trainer
Heath Townsend	Assistant Athletic Trainer
Scott Muramaya	Coordinator - Major League Rehabilitation
Gabe Bauer	Director - Physical Performance
Mike Jasperson	Coordinator - Major League Physical Performance
COMMUNICATIONS	
Kevin Collins	Manager - Media Relations & Baseball Information
Robert Livingston	Manager - Media Relations & Player Relations
Edwin Perez	Senior Coordinator - Spanish Communications
Kyle Cooper	Team Photographer
FIELD STAFF	
Warren Schaeffer	Manager
Jeff Pickler	Bench Coach
Ronnie Gideon	Assistant Bench Coach
Brett Pill	Hitting Coach
Jordan Pacheco	Assistant Hitting Coach
Alon Leichman	Pitching Coach
Gabe Ribas	Assistant Pitching Coach
Doug Bernier	Outfield/First Base Coach
Andy Gonzalez	Third Base Coach
Matt Buschmann	Bullpen Coach
Kyle Cunningham	Assistant Bullpen Catcher and Game Planning Manager
Chris Rabago	Catching Coach and Bullpen Catcher



HARTFORD YARD GOATS (DOUBLE-A)



DUNKIN' DONUTS PARK

1214 Main Street
 Hartford, CT 06103
 (860) 246-4628 (p)
 (860) 247-4628 (f)
 www.yardgoatsbaseball.com

Eastern League

President: Tim Restall
Bench Coach: Michael Ryan
Hitting Coach: Zach Osborne

Manager: Robinson Cancel
Pitching Coach: Jerry Sullivan
Head Athletic Trainer: Justin Wilson

2025 Statistics
 69-68 Overall Record

SPOKANE INDIANS (HIGH-A)



AVISTA STADIUM

602 N. Havana St.
 Spokane Valley, WA
 (509) 343-6886 (p)
 www.spokaneindians.com

Northwest League

Brett Sports Majority Owner: Bobby Brett
Bench Coach: TBA
Hitting Coach: TBA

Manager: Tom Sutaris
Pitching Coach: Blaine Beatty
Head Athletic Trainer: Toshiaki Nagahara

2025 Statistics
 58-74 Overall Record, Northwest League Champions

FRESNO GRIZZLES (SINGLE-A)



CHUKCHANSI PARK

1800 Tulare Street
 Fresno, CA 93721
 (559) 320-4487 (p)
 www.fresnogrizzlies.com

California League

President: Derek Franks
Bench Coach: Dave Keller
Hitting Coach: Greg Jones

Manager: Cesar Galvez
Pitching Coach: Geoff Brown
Head Athletic Trainer: Luke Schroering

2025 Statistics
 70-62 Overall Record



ARIZONA COMPLEX LEAGUE ROCKIES



SALT RIVER FIELDS

7555 N. Pima Road
Scottsdale, AZ 85258
(480) 270-5000 (p)

ACL East

Manager: Fred Ocasio
Hitting Coaches: Julio Campos/MJ Rookard

Bench Coach: Aaron Muñoz
Pitching Coaches: Helmis Rodriguez/Owen Cuffe
Athletic Trainer: Lee Slagle

2025 Statistics

37-23 Overall Record

DOMINICAN SUMMER LEAGUE ROCKIES & DSL COLORADO



COLORADO ROCKIES COMPLEX

Complejo Las Americas - Calle Prolongacion Caracol
Boca Chica, Dominican Republic
(809) 696-3324

Dominican Summer League

Managers: Mauricio Gonzalez / Eugenio Jose
Hitting Coaches: Florentino Nuñez / Felix Rosario
Athletic Trainers: TBA / Andri Guevara

Pitching Coaches: Sam Deduno / Johendi Jiminian

2025 Statistics

42-14 and 22-33 Overall Record, respectively



Photo credit: Tacoma Rainiers

Colt Emerson

is ranked as the Mariners best prospect and 4th overall prospect, according to The Athletic. The 22nd overall pick in the 2023 MLB Draft made it to Triple-A in 2025 as a 20-year-old and belted 16 homers across three levels last season.



EL PASO CHIHUAHUAS



FRONT OFFICE

OwnershipMountainStar Sports Group, LLC
 Senior VP & General Manager.....Brad Taylor
 Director of Media Relations.....Tim Hagerty
 Broadcaster Tim Hagerty
 Flagship Station..... ESPN El Paso 600-AM

Field Staff

ManagerPete Zamora (3rd season)
 Pitching CoachScott Mitchell
 Assistant Pitching Coach.....Jimmy Jones
 Hitting Coach.....Ben Rosenthal
 Bench Coach.....Miguel Del Castillo
 Bench Coach.....Morgan Burkhardt
 Athletic Trainer.....Carlos Olivas
 Athletic Trainer.....Micah Gerhart
 Strength Coach.....A.J. Russell
 Performance AnalystChris Turrisi

Padres Top 10 Prospects

By THE ATHLETIC

1. Ethan Salas, C (70)
2. Kruz Schoolcraft, LHP
3. Kash Mayfield, LHP
4. Miguel Mendez, RHP
5. Humberto Cruz, RHP
6. Jorge Quintana, INF
7. Ty Harvey, C
8. Garrett Hawkins, RHP
9. Lan-Hong Su, RHP
10. Tucker Musgrove, RHP

El Paso
CHIHUAHUAS



1 Ballpark Way
 El Paso, TX 79901
 www.epchihuahuas.com

Phone: (915) 242-2000
 Fax: (915) 242-2031
 @epchihuahuas
 2025 Record: 81-68

2026 SCHEDULE

April 7at El Paso (6:35 PM)	May 26at Albuquerque (6:35 PM)
April 8at El Paso (12:05 PM)	May 27at Albuquerque (6:35 PM)
April 9at El Paso (6:35 PM)	May 28at Albuquerque (12:05 PM)
April 10at El Paso (6:35 PM)	May 29at Albuquerque (6:35 PM)
April 11at El Paso (6:35 PM)	May 30at Albuquerque (6:35 PM)
April 12at El Paso (12:05 PM)	May 31at Albuquerque (1:35 PM)
April 28at Albuquerque (6:35 PM)	July 28at El Paso (6:35 PM)
April 29at Albuquerque (6:05 PM)	July 29at El Paso (6:35 PM)
April 30at Albuquerque (11:05 AM)	July 30at El Paso (6:35 PM)
May 1at Albuquerque (6:35 PM)	July 31at El Paso (6:35 PM)
May 2at Albuquerque (6:35 PM)	August 1at El Paso (6:35 PM)
May 3at Albuquerque (1:35 PM)	August 2at El Paso (12:05 PM)

ISOTOPES vs. CHIHUAHUAS

All-Time Record:	111-105
All-Time Record at Albuquerque	60-45
All-Time Record at El Paso	51-60
Largest Margin of Victory	18 (20-2 at ABQ 7/2/23)
Largest Margin of Defeat	13 (2x: last, 7-20 at ABQ 8/16/23)
Most Runs Scored/Game.....	21 (21-10 at ELP 9/10/25)
Most Runs Allowed/Game.....	21 (10-21 vs. ELP 5/20/19)
Longest Winning Streak.....	6 (2x: last, 6/29/23-8/15/23)
Longest Losing Streak.....	11 (8/2/22-9/10/22)
Series Sweeps, Isotopes	2 (Last: 9/2-9/5/16 at ELP)
Series Sweeps, Chihuahuas.....	2 (Last: 8/2-8/6/22 at ELP)

HOME FACILITY


Ballpark Name (Built).....	Southwest University Park (2014)
Capacity.....	8,018
Dimensions.....	LF-324', CF-406', RF-322'
Press Box Phone.....	(915) 533-2273



2025 Series Results (El Paso 14, Albuquerque 10)

Date	N/D	Opponent	Score	Win	Loss	Save	Attendance
4/15	N	vs. ELP	W, 7-2	Jeffrey Yan (1-1)	Omar Cruz (0-1)	-	6,977
4/16	N	vs. ELP	L, 6-9	Jason Blanchard (2-0)	Carson Palmquist (1-2)	Reiss Knehr (1)	6,511
4/17	D	vs. ELP	W, 11-8	Ryan Rolison (1-0)	Raul Brito (1-2)	Zach Agnos (2)	4,359
4/18	N	vs. ELP	L, 6-13	Vies Benjamin (1-1)	Anthony Molina (0-3)	-	3,420
4/20 (G1)	D	vs. ELP	W, 4-3 (8)	Juan Mejia (1-0)	Jason Blanchard (2-1)	-	N/A
4/20 (G2)	D	vs. ELP	L, 5-6 (7)	Ron Marinaccio (2-0)	Jeffrey Yan (1-2)	Reiss Knehr (2)	4,917
6/3	N	at ELP	W, 3-2 (10)	Luis Peralta (1-1)	Jason Blanchard (3-3)	Antoine Kelly (3)	4,691
6/4	N	at ELP	L, 4-14	Matt Waldron (1-1)	Bradley Blalock (1-2)	Austin Krob (1)	4,158
6/5	N	at ELP	W, 6-4	Anthony Molina (2-5)	Kyle Hart (2-1)	Antoine Kelly (4)	5,325
6/6	N	at ELP	L, 9-14	Francis Pena (2-1)	Gabriel Hughes (1-1)	-	7,134
6/7	N	at ELP	L, 6-8	Bryan Hoeing (1-0)	Luis Peralta (1-2)	Ron Marinaccio (3)	8,509
6/8	N	at ELP	L, 4-6	Vies Benjamin (3-4)	Mason Albright (0-2)	Sean Reynolds (1)	5,964
7/1	N	vs. ELP	W, 9-7	Nick Anderson (1-2)	Sean Reynolds (1-1)	Zach Agnos (3)	8,438
7/2	D	vs. ELP	W, 18-5	Mason Albright (1-4)	Miguel Cienfuegos (0-2)	-	10,304
7/3	N	vs. ELP	L, 4-7	Francis Pena (3-1)	Luis Peralta (1-4)	Sean Reynolds (1)	9,631
7/4	N	vs. ELP	L, 6-10	Manuel Castro (1-0)	Jack O'Loughlin (1-3)	-	12,184
7/5	N	vs. ELP	L, 3-12	Raul Brito (5-2)	Tanner Gordon (1-4)	-	9,568
7/6	N	vs. ELP	W, 4-2	Carson Palmquist (3-2)	Ryan Bergert (0-2)	Angel Chivilli (1)	5,761
9/9	N	at ELP	L, 7-15	Sean Reynolds (2-1)	Mason Albright (2-6)	-	5,944
9/10	D	at ELP	W, 21-10	Xzavion Curry (2-2)	Wes Benjamin (4-8)	-	5,964
9/11	N	at ELP	L, 2-4	Victor Lizaraza (1-0)	Kyle Brnovich (1-2)	Sean Reynolds (5)	6,332
9/12	N	at ELP	W, 9-0 (5)	Gabriel Hughes (4-2)	Logan Gillaspie (1-3)	-	8,831
9/13	N	at ELP	L, 3-16	Matt Waldron (7-4)	Karl Kauffmann (2-3)	-	8,756
9/14	D	at ELP	L, 8-13	Omar Cruz (4-0)	Mason Albright (2-7)	-	6,259





FRONT OFFICE

Ownership Seaport Entertainment Group
 President Don Logan
 General Manager Chuck Johnson
 Director of Media Relations Jim Gemma
 Broadcaster Russ Langer/Matt Neverett
 Flagship Station KRLV 920-AM

Field Staff

Manager Fran Riordan (7th season)
 Pitching Coach Paul Abbott
 Pitching Coach Don Schulze
 Hitting Coach Brian McArn
 Assistant Hitting Coach Kevin Kouzmanoff
 Athletic Trainer Eric Fasth
 Athletic Trainer Jake Routhier
 Sport Performance Coach Steven Thayer

ATHLETICS TOP 10 PROSPECTS
 By *THE ATHLETIC*

1. Leo De Vries, SS (13)
2. Gage Jump, LHP (37)
3. Jamie Arnold, LHP (43)
4. Henry Baez, RHP
5. Braden Nett, RHP
6. Wei-En Lin, LHP
7. Mason Barnett, RHP
8. Kade Morris, RHP
9. Devin Taylor, OF
10. Zane Taylor, RHP

Las Vegas AVIATORS



1650 S. Pavilion Center Drive
 Las Vegas, NV 89135
 www.aviatorslv.com

Phone: (702) 943-7200
 Fax: (702) 943-7214
 @AviatorsLV

2025 Record: 83-67 (PCL Champions)

2026 SCHEDULE

May 19.....	at Las Vegas (8:05 PM)
May 20.....	at Las Vegas (8:05 PM)
May 21.....	at Las Vegas (8:05 PM)
May 22.....	at Las Vegas (8:05 PM)
May 23.....	at Las Vegas (8:05 PM)
May 24.....	at Las Vegas (1:05 PM)
August 18.....	at Albuquerque (6:35 PM)
August 19.....	at Albuquerque (6:35 PM)
August 20.....	at Albuquerque (12:05 PM)
August 21.....	at Albuquerque (6:35 PM)
August 22.....	at Albuquerque (6:35 PM)
August 23.....	at Albuquerque (1:35 PM)

ISOTOPES vs. AVIATORS/51s

All-Time Record:	98-102
All-Time Record at Albuquerque	53-44
All-Time Record at Las Vegas	45-58
Largest Margin of Victory	13 (2x: last 19-6 at ABQ, 8/2/23)
Largest Margin of Defeat	16 (5-21 at LV, 8/4/24)
Most Runs Scored/Game	19 (2x: last 19-6 at ABQ, 8/2/23)
Most Runs Allowed/Game	21 (5-21 at LV, 8/4/24)
Longest Winning Streak	11 (7/25/03-5/21/05)
Longest Losing Streak	9 (9/11/14-5/7/15)
Series Sweeps, Isotopes	4 (Last: 8/7-8/10/16 at ABQ)
Series Sweeps, Aviators	2 (Last: 5/4/15-5/7/15)

HOME FACILITY

Ballpark Name (Built).....	Las Vegas Ballpark (2019)
Capacity.....	10,000
Dimensions.....	LF-340', CF-415', RF-340'
Press Box Phone.....	(702) 943-7250



2025 Series Results (Las Vegas 8, Albuquerque 4)							
Date	N/D	Opponent	Score	Win	Loss	Save	Attendance
6/24	N	at LV	W, 11-5	Connor Van Scoyoc (3-3)	Aaron Brooks (1-1)	-	4,700
6/25	N	at LV	L, 2-13	Kade Morris (2-1)	Andrew Quezada (0-5)	-	5,615
6/26	N	at LV	L, 11-14	Scott McGough (2-0)	Mason Albright (0-4)	Anthony Maldonado (5)	6,790
6/27	N	at LV	L, 6-7	Luis Morales (4-2)	Ryan Feltner (0-1)	-	5,335
6/28	N	at LV	L, 7-8	Oswaldo Bido (1-0)	Antoine Kelly (1-3)	David Leal (1)	7,433
6/29	N	at LV	L, 4-5	Carlos Duran (3-0)	Nick Anderson (0-2)	Anthony Maldonado (6)	4,567
8/19	N	vs. LV	W, 9-3	Connor Van Scoyoc (8-5)	Jared Shuster (3-1)	-	6,926
8/20	N	vs. LV	L, 3-9	Kade Morris (4-6)	Gabriel Hughes (1-2)	-	7,776
8/21	N	vs. LV	L, 10-11	Jack Cushing (10-1)	Antoine Kelly (3-5)	Anthony Maldonado (9)	7,331
8/22	N	vs. LV	W, 8-7	Kyle Brnovich (1-1)	Michael Otañez (1-2)	Ryan Rolison (1)	5,848
8/23	N	vs. LV	W, 10-6	Xzavion Curry (1-1)	Aaron Brooks (3-3)	Andrew Quezada (1)	5,992
8/24	D	vs. LV	L, 2-3 (10)	Scott McGough (5-0)	Collin Baumgartner (0-1)	Anthony Maldonado (10)	4,582



OKLAHOMA CITY COMETS



FRONT OFFICE

Ownership Diamond Baseball Holdings
 President/General Manager Kyle Daugherty
 Director of Media Relations Alex Freedman
 Broadcaster Alex Freedman
 Flagship Station KGHM 1340-AM

Field Staff

Manager Scott Hennessey (2nd season)
 Pitching Coach Ryan Dennick
 Pitching Coach David Anderson
 Hitting Coach Dylan Nasiatka
 Outfield/Asst. Hitting Coach David Dahl
 Bench Coach Joe Thon
 Athletic Trainer Griffin Boyte
 Athletic Trainer Josh DiLoreto
 Performance Coach Paul Fournier
 Performance Coach Ethan Quarles
 Development Associate Tyler Howley
 Bullpen Catcher KJ Hallgren

DODGERS TOP 10 PROSPECTS

By THE ATHLETIC

1. Eduardo Quintero, OF (9)
2. Josue De Paula, OF (20)
3. Zyhir Hope, OF (36)
4. Mike Sirota, OF (51)
5. River Ryan, RHP (55)
6. Emil Morales, SS (65)
7. Alex Freeland, INF (87)
8. Chien-Hsing Ko, OF
9. Charles Davalan, OF
10. Jackson Ferris, LHP

Oklahoma City
COMETS



2 South Mickey Mantle Drive
 Oklahoma City, OK 73104
 www.okccomets.com

Phone: (405) 218-1000
 Fax: (405) 218-1001
 @okc_baseball
 2025 Record: 84-66

2026 SCHEDULE

March 27 at Oklahoma City (6:05 PM)	May 14 at Albuquerque (11:05 AM)
March 28 at Oklahoma City (5:05 PM)	May 15 at Albuquerque (6:35 PM)
March 29 at Oklahoma City (1:05 PM)	May 16 at Albuquerque (6:35 PM)
April 14 at Albuquerque (6:35 PM)	May 17 at Albuquerque (1:35 PM)
April 15 at Albuquerque (6:35 PM)	August 11 at Oklahoma City (5:35 PM)
April 16 at Albuquerque (12:05 PM)	August 12 at Oklahoma City (5:35 PM)
April 17 at Albuquerque (6:35 PM)	August 13 at Oklahoma City (5:35 PM)
April 18 at Albuquerque (6:35 PM)	August 14 at Oklahoma City (6:05 PM)
April 19 at Albuquerque (1:35 PM)	August 15 at Oklahoma City (6:05 PM)
May 12 at Albuquerque (6:35 PM)	August 16 at Oklahoma City (5:05 PM)
May 13 at Albuquerque (6:05 PM)	

ISOTOPES VS. COMETS/BASEBALL CLUB/DODGERS/REDHAWKS

All-Time Record	135-164
All-Time Record at Albuquerque	73-74
All-Time Record at Oklahoma City	62-90
Largest Margin of Victory	17 (23-6 at ABQ 7/30/09)
Largest Margin of Defeat	20 (4-24 at ABQ 6/22/04)
Most Runs Scored/Game	23 (23-6 at ABQ 7/30/09)
Most Runs Allowed/Game	24 (4-24 at ABQ 6/22/04)
Longest Winning Streak	5 (2x: last, 8/22/23-8/26/23)
Longest Losing Streak	12 (7/2/13-8/23/15)
Series Sweeps, Isotopes	1 (8/8-8/11/08 at ABQ)
Series Sweeps, Dodgers	7 (Last: 6/12-6/14/19 at ABQ)

HOME FACILITY

Ballpark Name (Built)	Chickasaw Bricktown Ballpark (1998)
Capacity	9,000
Dimensions	LF-325', CF-400', RF-325'
Press Box Phone	(405) 218-1000 ext. 333



2025 Series Results (Oklahoma City 10, Albuquerque 8)

Date	N/D	Opponent	Score	Win	Loss	Save	Attendance
5/6	N	at OKC	W, 6-2	Jaden Hill (1-1)	Logan Boyer (3-3)	-	3,347
5/7	D	at OKC	L, 6-7	Noah Davis (2-0)	Connor Van Scoyoc (0-1)	Ryan Loutos (3)	7,981
5/8	N	at OKC	L, 5-6	Jack Little (1-1)	Diego Castillo (1-1)	-	3,412
5/9	N	at OKC	W, 4-3	Carson Palmquist (2-2)	Alec Gamboa (0-2)	Antoine Kelly (1)	6,253
5/10	N	at OKC	L, 1-2	Justin Wroblewski (1-1)	Karl Kauffmann (1-1)	Joe Jacques (2)	7,762
5/11	D	at OKC	W, 6-3	Jaden Hill (2-1)	José Rodriguez (0-1)	Diego Castillo (2)	4,495
6/10	N	vs. OKC	W, 15-2 (7)	Connor Van Scoyoc (2-1)	Bobby Miller (2-2)	-	7,942
6/11	D	vs. OKC	L, 4-5	José Rodriguez (2-1)	Antoine Kelly (1-2)	Jack Little (10)	5,219
6/12	N	vs. OKC	W, 9-8	Evan Justice (3-1)	Will Klein (2-2)	-	8,183
6/13	N	vs. OKC	L, 6-9	Ryan Sublette (7-2)	Andrew Quezada (0-3)	Will Klein (4)	6,428
6/14	N	vs. OKC	L, 7-8	José Rodriguez (2-1)	Angel Chivilli (1-1)	Noah Davis (1)	10,084
6/15	N	vs. OKC	L, 5-7	Nick Frasso (5-1)	Connor Van Scoyoc (2-2)	Sam Carlson (2)	6,945
8/12	N	at OKC	L, 6-8	Paul Gervase (4-3)	Antoine Kelly (3-4)	Julian Fernandez (4)	4,178
8/13	N	at OKC	W, 12-4	Connor Van Scoyoc (6-5)	Landon Knack (3-5)	-	3,333
8/14	N	at OKC	W, 8-5	Carson Skipper (1-0)	Michael Kopech (1-1)	-	3,589
8/15	N	at OKC	L, 2-7	Nick Frasso (6-1)	Andrew Quezada (1-8)	-	7,015
8/16	N	at OKC	W, 7-5	Connor Van Scoyoc (7-5)	Matt Sauer (5-4)	Lucas Gilbreath (0-1)	6,873
8/17	N	at OKC	L, 5-9	Ryan Sublette (8-2)	Kyle Brnovich (0-1)	Sam Carlson (4)	4,186





FRONT OFFICE

Ownership SK Baseball, LLC
 President Eric Edelstein
 Communications Manager Collin Robinson
 Broadcaster Nash Walker
 Flagship Station KPLY 630-AM

Field Staff

Manager Jeff Gardner (2nd season)
 Pitching Coach Doug Drabek
 Pitching Coach Jeff Bajenaru
 Bench Coach Shawn Roof
 Bench Coach Jordan Procyshen
 Hitting Coach Termel Sledge
 Athletic Trainer Connor Oates
 Assistant Athletic Trainer Adam Brewer
 Strength Coach Wacy Crenshaw

DIAMONDBACKS TOP 10 PROSPECTS

By THE ATHLETIC

1. Ryan Waldschmidt, OF (34)
2. Slade Caldwell, OF
3. Kayson Cunningham, SS
4. Demetrio Crisantes, 2B
5. Jansel Luis, INF
6. JD Dix, 2B
7. Druw Jones, OF
8. David Hagaman, RHP
9. Patrick Forbes, RHP
10. Cristian Mena, RHP

Reno ACES

250 Evans Ave.
 Reno, NV 89501
 www.renoaces.com

Phone: (775) 334-4700
 Fax: (775) 334-4701
 @Aces
 2025 Record: 63-87



2026 SCHEDULE

March 31.....	at Albuquerque (6:35 PM)
April 1.....	at Albuquerque (6:35 PM)
April 2.....	at Albuquerque (12:05 PM)
April 3.....	at Albuquerque (6:35 PM)
April 4.....	at Albuquerque (6:35 PM)
April 5.....	at Albuquerque (1:35 PM)
September 8.....	at Reno (7:05 PM)
September 9.....	at Reno (7:05 PM)
September 10.....	at Reno (7:05 PM)
September 11.....	at Reno (7:05 PM)
September 12.....	at Reno (7:05 PM)
September 13.....	at Reno (2:05 PM)

ISOTOPES VS. ACES

All-Time Record:	86-92
All-Time Record at Albuquerque	49-43
All-Time Record at Reno	37-49
Largest Margin of Victory	11 (2x, last: 13-2 at RNO, 4/10/19)
Largest Margin of Defeat.....	14 (2x, last: 1-15 at ABQ, 7/18/25)
Most Runs Scored/Game.....	16 (3x: 16-9 at ABQ, 6/2/19)
Most Runs Allowed/Game.....	22 (8-22 at RNO, 8/10/12)
Longest Winning Streak.....	7 (4/12/16-4/22/16)
Longest Losing Streak.....	11 (8/13/22-9/7/23)
Series Sweeps, Isotopes.....	1 (4/19-4/22/16 at ABQ)
Series Sweeps, Aces	2 (last: 6/20-6/25/23 at RNO)

HOME FACILITY

Ballpark Name (Built).....	Greater Nevada Field (2009)
Capacity.....	9,100
Dimensions.....	LF-339', CF-410', RF-340'
Press Box Phone.....	(775) 344-7026



2025 Series Results (Reno 12, Albuquerque 9)

Date	N/D	Opponent	Score	Win	Loss	Save	Attendance
4/22	N	at RNO	W, 6-4	Dugan Darnell (2-0)	Tommy Henry (0-4)	Diego Castillo (1)	2,302
4/23	N	at RNO	W, 18-3	Tanner Gordon (1-1)	Cristian Mena (1-3)	-	2,467
4/24	D	at RNO	L, 7-8	Scott McGough (1-0)	Jeffrey Yan (1-3)	-	4,414
4/25	N	at RNO	L, 11-17	Billy Corcoran (2-3)	Andrew Quezada (0-1)	-	5,146
4/26	D	at RNO	L, 1-11	Joe Mantiply (1-0)	Jack O'Loughlin (1-2)	-	4,040
4/27	D	at RNO	L, 2-8	Taylor Rashi (2-1)	Ryan Rollison (2-1)	-	4,196
5/20	N	at RNO	L, 6-7	Kyle Backhus (2-2)	Diego Castillo (2-2)	-	2,782
5/21	N	at RNO	L, 4-5	Jeff Brigham (6-1)	Antoine Kelly (1-1)	-	3,433
5/22	D	at RNO	L, 4-8	Tommy Henry (1-5)	Bradley Blalock (0-1)	-	5,896
5/23	N	at RNO	W, 8-2	Anthony Molina (1-4)	Casey Kelly (0-2)	-	5,584
5/24	N	at RNO	W, 8-7	Diego Castillo (3-2)	Jeff Brigham (6-2)	Antoine Kelly (2)	5,399
5/25	D	at RNO	W, 14-0	Connor Van Scoyoc (1-1)	Yu-Min Lin (0-2)	-	4,063
7/18	N	vs. RNO	L, 1-15	Spencer Giesting (2-2)	Ryan Feltner (0-3)	-	6,372
7/19	N	vs. RNO	W, 4-2	Connor Van Scoyoc (4-3)	Dylan Ray (3-2)	Nick Anderson (4)	7,440
7/20	N	vs. RNO	L, 4-5	Yu-Min Lin (2-4)	Dugan Darnell (5-2)	Taylor Rashi (1)	8,107
9/16	N	vs. RNO	L, 7-8	Spencer Giesting (5-7)	Xzavion Curry (2-3)	Philip Abner (1)	8,105
9/17	N	vs. RNO	W, 9-7	Carson Palmquist (4-5)	Austin Pope (0-3)	Collin Baumgartner (2)	7,981
9/18	D	vs. RNO	L, 1-7	Roman Angelo (1-1)	Gabriel Hughes (4-3)	Kyle Amendt (2)	5,394
9/19	N	vs. RNO	W, 8-4 (7)	Mason Albright (3-7)	Bryce Jarvis (3-7)	-	5,690
9/20	N	vs. RNO	W, 10-5	Victor Juarez (1-0)	Yu-Min Lin (5-7)	-	9,014
9/21	D	vs. RNO	L, 2-3 (10)	Trevor Richards (1-2)	Collin Baumgartner (0-3)	-	10,114



ROUND ROCK EXPRESS



FRONT OFFICE

Ownership Ryan-Sanders Baseball
 President Chris Almendarez
 General Manager Tim Jackson
 PR Director/Broadcaster..... Rylan Kobre
 Flagship Station.....KVET 1300 AM

Field Staff

Manager Kyle Moore (1st season)
 Pitching Coach Dave Borkowski
 Bullpen Coach..... Julio Valdez
 Bench Coach Chase Lambin
 Hitting Coach Matt Lawson
 Development Coach Kawika Emsley-Pai
 Athletic Trainer Michael Theile
 Strength & Conditioning Coach Jeff Mathers

RANGERS TOP 10 PROSPECTS
 BY THE ATHLETIC

1. Sebastian Walcott, INF (16)
2. Caden Scarborough, RHP
3. Jose Corniell, RHP
4. Winston Santos, RHP
5. AJ Russell, RHP
6. Josh Owens, SS/RHP
7. David Davalillo, RHP
8. Emiliano Teodo, RHP
9. Malcolm Moore, C
10. Yolfran Castillo, SS

Round Rock EXPRESS



3400 Palm Valley Blvd.
 Round Rock, TX 78665
 www.roundrockexpress.com

Phone: (512) 255-2255
 Fax: (512) 255-1558
 @RRExpress
 2025 Record: 77-73

2026 SCHEDULE

June 30 at Round Rock (5:45 PM)	July 24 at Albuquerque (6:35 PM)
July 1 at Round Rock (5:45 PM)	July 25 at Albuquerque (6:35 PM)
July 2 at Round Rock (5:45 PM)	July 26 at Albuquerque (1:35 PM)
July 3 at Round Rock (6:05 PM)	August 25 at Round Rock (5:45 PM)
July 4 at Round Rock (6:05 PM)	August 26 at Round Rock (5:45 PM)
July 5 at Round Rock (5:05 PM)	August 27 at Round Rock (5:45 PM)
July 21 at Albuquerque (6:35 PM)	August 28 at Round Rock (6:05 PM)
July 22 at Albuquerque (6:35 PM)	August 29 at Round Rock (6:05 PM)
July 23 at Albuquerque (12:05 PM)	August 30 at Round Rock (12:05 PM)

ISOTOPES vs. EXPRESS

All-Time Record:	115-145
All-Time Record at Albuquerque	67-69
All-Time Record at Round Rock.....	48-76
Largest Margin Of Victory	13 (15-2 at RR, 8/14/24)
Largest Margin Of Defeat	14 (1-15 at RR, 8/10/23)
Most Runs Scored/Game.....	16 (16-13 at ABQ, 7/16/10)
Most Runs Allowed/Game.....	18 (2x: last 6-18 at ABQ, 5/25/23)
Longest Winning Streak.....	7 (4/27/07-6/18/07)
Longest Losing Streak	10 (5/27/23-5/1/24)
Series Sweeps, Isotopes	2 (Last: 6/15-6/18/07 at ABQ)
Series Sweeps, Express.....	6 (Last: 8/8-8/13/23 at RR)

HOME FACILITY

Ballpark Name (Built).....	Dell Diamond (2000)
Capacity.....	8,722
Dimensions.....	LF-330', CF-405', RF-325'
Press Box Phone.....	(512) 238-2261



2025 Series Results (Round Rock 12, Albuquerque 6)

Date	N/D	Opponent	Score	Win	Loss	Save	Attendance
7/8	N	at RR	W, 6-5	Dugan Darnell (4-1)	Robby Ahlstrom (2-1)	Nick Anderson (2)	2,739
7/9	N	at RR	L, 3-5	Kohl Drake (1-1)	Ryan Feltner (0-2)	Codi Heuer (3)	5,042
7/10	N	at RR	W, 3-2 (10)	Dugan Darnell (5-1)	Peyton Gray (2-4)	Nick Anderson (3)	3,440
7/11	N	at RR	L, 8-9 (11)	Peyton Gray (3-4)	Andrew Quezada (0-6)	-	7,110
7/12	N	at RR	L, 1-5	Michael Plassmeyer (4-2)	Carson Palmquist (3-3)	-	6,300
8/5	N	vs. RR	L, 5-11	Gavin Collyer (1-0)	Chase Dollander (0-2)	-	7,077
8/6 (G1)	D	vs. RR	L, 3-5 (7)	Michael Plassmeyer (6-3)	Andrew Quezada (1-7)	-	7,273
8/6 (G2)	N	at RR	L, 4-5 (7)	Peyton Gray (4-4)	Matt Turner (1-2)	Robby Ahlstrom (3)	N/A
8/7	N	vs. RR	L, 6-13	Kumar Rocker (1-0)	Connor Van Scoyoc (5-5)	-	7,224
8/8	N	vs. RR	W, 9-8 (11)	Antoine Kelly (3-3)	Dane Acker (2-1)	-	6,890
8/9	N	vs. RR	L, 5-11	Aidan Anderson (3-0)	Carson Palmquist (3-5)	-	6,929
8/10	N	vs. RR	L, 3-7	Cory Abbott (2-4)	Xzavion Curry (0-1)	-	4,918
9/2	N	vs. RR	W, 8-6	Lucas Gilbreath (1-0)	Carl Edwards Jr. (2-1)	Collin Baumgartner (1)	6,626
9/3	N	vs. RR	L, 0-3	Trey Supak (3-1)	Mason Albright (2-5)	Jose Ruiz (5)	6,624
9/4	N	vs. RR	W, 10-6	Carson Skipper (2-0)	Gavin Collyer (1-1)	-	3,807
9/5	N	vs. RR	L, 6-9	Michael Plassmeyer (8-4)	Andrew Quezada (2-9)	Jose Ruiz (6)	6,154
9/6	N	vs. RR	W, 5-3 (6)	Gabriel Hughes (3-2)	Jose Corniell (0-1)	Matt Turner (1)	8,265
9/7	N	vs. RR	L, 3-8	Dane Acker (3-1)	Bradley Blalock (1-5)	-	4,158





Sacramento RIVER CATS



400 Ballpark Drive
West Sacramento, CA 95691
www.rivercats.com

Phone: (916) 376-4700
Fax: (916) 376-4710
@RiverCats
2025 Record: 77-73

FRONT OFFICE

OwnershipSacramento Kings
President Chip Maxson
Communications Coordinator TBD
Broadcaster Zack Bayrouty
Flagship Station KSAC 105.5 FM

Field Staff

Manager Dave Brundage (9th season)
Pitching Coach Alain Quijano
Fundamentals Coach Jolbert Cabrera
Hitting Coach P.J. Pilittere
Assistant Hitting Coach Robert Riggins
Athletic Trainer Brian Reinker
Athletic Trainer Chris Walsh
Strength & Conditioning Coach Chris Harms
Player Development Associate Nick Solitario

GIANTS TOP 10 PROSPECTS

By *THE ATHLETIC*

1. Bryce Eldridge, 1B (23)
2. Josuar Gonzalez, SS (38)
3. Gavin Kilen, SS (69)
4. Jacob Bresnahan, LHP
5. Jhonny Level, SS
6. Dakota Jordan, OF
7. Bo Davidson, OF
8. Carson Whisenhunt, LHP
9. Keyner Martinez, RHP
10. Argenis Cayama, RHP

2026 SCHEDULE

April 21.....	at Sacramento (7:45 PM)
April 22.....	at Sacramento (1:05 PM)
April 23.....	at Sacramento (7:45 PM)
April 24.....	at Sacramento (7:45 PM)
April 25.....	at Sacramento (7:37 PM)
April 26.....	at Sacramento (2:05 PM)
July 17.....	at Albuquerque (6:35 PM)
July 18.....	at Albuquerque (6:35 PM)
July 19.....	at Albuquerque (6:05 PM)

ISOTOPES VS. RIVER CATS

All-Time Record:	82-110
All-Time Record at Albuquerque	45-46
All-Time Record at Sacramento	37-64
Largest Margin Of Victory	10 (12-2 at SAC, 5/25/18)
Largest Margin Of Defeat	12 (1-13 at ABQ, 6/3/17)
Most Runs Scored/Game.....	17 (17-16 at ABQ, 7/30/23)
Most Runs Allowed/Game.....	17 (7-17 at ABQ, 4/30/19)
Longest Winning Streak	4 (3x, last: 8/17/18-4/29/19)
Longest Losing Streak	7 (5/2/19-6/30/19)
Series Sweeps, Isotopes.....	0
Series Sweeps, River Cats	2 (last: 7/19/24-7/21/24)

HOME FACILITY

Ballpark Name (Built).....	Sutter Health Park (2000)
Capacity.....	14,014
Dimensions.....	LF-330', CF-403', RF-325'
Press Box Phone.....	(916) 376-4982



2025 Series Results (Albuquerque 5, Sacramento 4)

Date	N/D	Opponent	Score	Win	Loss	Save	Attendance
3/28	N	at SAC	L, 0-8	Tristan Beck (1-0)	Austin Gomber (0-1)	-	8,003
3/29	N	at SAC	L, 1-5	Sean Hjelle (1-0)	Tanner Gordon (0-1)	-	5,165
3/30	D	at SAC	W, 2-1	Dugan Darnell (1-0)	Carson Whisenhunt (0-1)	Zach Agnos (1)	3,437
7/29	N	vs. SAC	W, 12-2	Anthony Molina (4-5)	Mason Black (1-7)	-	7,297
7/30	N	vs. SAC	L, 3-7	Trevor McDonald (7-6)	Chase Dollander (0-1)	-	7,265
7/31	N	vs. SAC	W, 8-4	Andrew Quezada (1-6)	Raymond Burgos (1-2)	-	4,312
8/1	N	vs. SAC	W, 15-6	Antoine Kelly (2-3)	Braxton Roxby (1-1)	-	5,819
8/2	N	vs. SAC	W, 9-4	Mason Albright (2-4)	Hayden Birdsong (0-1)	Karl Kauffmann (1)	7,898
8/3	N	vs. SAC	L, 5-8	Trent Harris (3-1)	Matt Turner (1-1)	Miguel Diaz (2)	4,518



SALT LAKE BEES



FRONT OFFICE

Ownership Larry H. Miller Company
 General Manager..... Ty Wardle
 Director of Communications.....Nate Thompson
 Broadcaster Tony Parks
 Flagship Station.....KZNS 1280-AM

Field Staff

ManagerDoug Davis (1st season)
 Pitching CoachShane Loux
 Assistant Pitching Coach..... Andy Hawkins
 Bench Coach Jack Santora
 Hitting CoachAlonzo Powell
 Athletic Trainer..... Koki Ikeda
 Athletic Trainer..... Dan Turner
 Strength/Conditioning Coach.....Jimmy Sanchez
 Game Planning Strategist..... Zackary Turner
 Video Assistant.....Thomas Quinn

ANGELS TOP 10 PROSPECTS
 By THE ATHLETIC

1. Tyler Bremner, RHP
2. Nelson Rada, OF
3. Denzer Guzman, INF
4. Joswa Lugo, SS
5. Johnny Slawinski, LHP
6. Chase Shores, RHP
7. Ryan Johnson, RHP
8. Trey Gregory-Alford, RHP
9. Raudi Rodriguez, OF
10. George Klassen, RHP

Salt Lake
BEES

77 West 1300 South
 Salt Lake City, UT 84115
 www.slbees.com



Phone: (801) 350-6900
 Fax: (801) 485-6818
 @SaltLakeBees
 2025 Record: 65-84

2026 SCHEDULE

June 2.....at Salt Lake (6:35 PM)	June 26.....at Albuquerque (6:35 PM)
June 3.....at Salt Lake (6:35 PM)	June 27.....at Albuquerque (6:35 PM)
June 4.....at Salt Lake (6:35 PM)	June 28.....at Albuquerque (1:35 PM)
June 5.....at Salt Lake (6:35 PM)	September 15.....at Albuquerque (6:35 PM)
June 6.....at Salt Lake (6:35 PM)	September 16.....at Albuquerque (6:05 PM)
June 7.....at Salt Lake (6:05 PM)	September 17.....at Albuquerque (11:05 AM)
June 23.....at Albuquerque (6:35 PM)	September 18.....at Albuquerque (6:35 PM)
June 24.....at Albuquerque (6:35 PM)	September 19.....at Albuquerque (6:35 PM)
June 25.....at Albuquerque (12:05 PM)	September 20.....at Albuquerque (1:35 PM)

ISOTOPES VS. BEES/STINGERS

All-Time Record:	98-101
All-Time Record at Albuquerque	55-46
All-Time Record at Salt Lake	43-55
Largest Margin Of Victory	13 (19-6 at ABQ, 8/9/11)
Largest Margin Of Defeat.....	13 (2-15 at ABQ, 4/7/23)
Most Runs Scored/Game.....	20 (20-8 at ABQ, 6/15/22)
Most Runs Allowed/Game.....	17 (6-17 at SL, 7/23/19)
Longest Winning Streak.....	7 (6/14/22-4/4/23)
Longest Losing Streak.....	5 (2x: last, 5/30/23-6/3/23)
Series Sweeps, Isotopes	1 (6/14-6/19/22 at ABQ)
Series Sweeps, Bees.....	3 (Last: 7/26-7/28/19 at ABQ)

HOME FACILITY

Ballpark Name (Built).....	The Ballpark at America First Square (2025)
Capacity.....	8,500
Dimensions.....	LF-345', CF-420', RF-345'
Press Box Phone.....	(801) 325-2337



2025 Series Results (Salt Lake 9, Albuquerque 8)							
Date	N/D	Opponent	Score	Win	Loss	Save	Attendance
4/1	N	vs. SL	L, 1-15	Brett Kerry (1-0)	Anthony Molina (0-1)	-	4,398
4/2	N	vs. SL	W, 17-2	Jack O'Loughlin (1-0)	Shaun Anderson (0-2)	-	6,239
4/3	D	vs. SL	L, 3-5	Chase Silseth (1-0)	Carson Palmquist (0-1)	Connor Brogdon (1)	2,928
4/4	N	vs. SL	W, 5-4	Evan Justice (1-0)	Jack Dashwood (0-1)	-	3,138
4/5	N	vs. SL	W, 14-3	Karl Kauffmann (1-0)	Mason Erla (0-1)	-	5,080
4/6	D	vs. SL	L, 8-9	Touki Toussaint (1-0)	Jaden Hill (0-1)	-	7,494
4/29	N	vs. SL	W, 3-2	Diego Castillo (1-0)	Kenyon Yovan (1-1)	-	3,753
4/30	N	vs. SL	L, 3-6	Dakota Hudson (2-0)	Anthony Molina (0-4)	Hector Neris (1)	6,240
5/1	D	vs. SL	L, 3-8	Victor Mederos (1-0)	Andrew Quezada (0-2)	-	8,142
5/2	N	vs. SL	W, 5-2	Ryan Rolison (1-0)	Kenyon Yovan (1-2)	Jaden Hill (1)	7,551
5/3	N	vs. SL	L, 4-6	Chase Silseth (3-1)	Luis Peralta (0-1)	Hector Neris (2)	8,958
7/22	N	at SL	L, 0-3	Dakota Hudson (5-6)	Karl Kauffmann (2-2)	Victor Gonzalez (3)	7,060
7/23	N	at SL	W, 8-3	Anthony Molina (3-5)	Brett Kerry (3-6)	-	5,637
7/24	N	at SL	W, 8-2	Connor Van Scoyoc (5-3)	Sammy Peralta (2-2)	-	7,747
7/25	N	at SL	L, 3-8	Shaun Anderson (2-7)	Carson Palmquist (3-4)	Jared Southard (1)	6,397
7/26	N	at SL	W, 9-7	Matt Turner (1-0)	Luke Murphy (0-2)	Dugan Darnell (1)	6,840
7/27	D	at SL	L, 3-5	Victor Mederos (6-5)	Connor Van Scoyoc (5-4)	-	2,966





FRONT OFFICE

Ownership Diamond Baseball Holdings
 General Manager Tyler Stamm
 Assistant General Manager Chris Parsons
 Media Relations Manager/Broadcaster ... Garrett Greene
 Flagship Station ESPN 92.5 FM

Field Staff

Manager Mickey Storey (6th season)
 Pitching Coach Sean Buchanan
 Hitting Coach Drew Saylor
 Development Coach Wladimir Sutil
 Athletic Trainer Takeaki Ando
 Strength Coach Sam Knox
 Dietitian Kara Beitler

ASTROS TOP 10 PROSPECTS

By *THE ATHLETIC*

1. Brice Matthews, INF
2. Ethan Pecko, RHP
3. Xavier Neyens, SS
4. Ethan Frey, OF
5. Joseph Sullivan, OF
6. Walker Janek, C
7. AJ Blubaugh, RHP
8. Bruce Mayer, RHP
9. Alonzo Tredwell, RHP
10. Jackson Nezuh, RHP

Sugar Land
SPACE COWBOYS



1 Stadium Drive
 Sugar Land, TX 77498
 www.milb.com/sugar-land

Phone: (281) 240-4487
 Fax: TBA
 @SLSpaceCowboys
 2025 Record: 73-76

2026 SCHEDULE

May 5 at Sugar Land (5:05 PM)	July 7 at Sugar Land (6:05 PM)
May 6 at Sugar Land (10:05 AM)	July 8 at Sugar Land (6:05 PM)
May 7 at Sugar Land (6:05 PM)	July 9 at Sugar Land (6:05 PM)
May 8 at Sugar Land (6:05 PM)	July 10 at Sugar Land (6:05 PM)
May 9 at Sugar Land (5:05 PM)	July 11 at Sugar Land (6:05 PM)
May 10 at Sugar Land (2:05 PM)	July 12 at Sugar Land (1:05 PM)
June 16 at Albuquerque (6:35 PM)	August 4 at Albuquerque (6:35 PM)
June 17 at Albuquerque (6:35 PM)	August 5 at Albuquerque (6:35 PM)
June 18 at Albuquerque (12:05 PM)	August 6 at Albuquerque (12:05 PM)
June 19 at Albuquerque (6:35 PM)	August 7 at Albuquerque (6:35 PM)
June 20 at Albuquerque (6:35 PM)	August 8 at Albuquerque (6:35 PM)
June 21 at Albuquerque (6:05 PM)	August 9 at Albuquerque (1:35 PM)

ISOTOPES VS. SKEETERS/SPACE COWBOYS

All-Time Record:	41-74
All-Time Record at Albuquerque	21-36
All-Time Record at Sugar Land	20-38
Largest Margin Of Victory	18 (22-4 at ABQ, 5/3/23)
Largest Margin Of Defeat	19 (1-20 at ABQ, 5/10/22)
Most Runs Scored/Game	22 (22-4 at ABQ, 5/3/23)
Most Runs Allowed/Game	24 (8-24 at ABQ, 5/7/23)
Longest Winning Streak	3 (2x: last, 6/2/22-6/4/22)
Longest Losing Streak	5 (3x: last, 4/9/24-4/13/24)
Series Sweeps, Isotopes	0
Series Sweeps, Space Cowboys	0

HOME FACILITY

Ballpark Name (Built)	Constellation Field (2012)
Capacity	7,500
Dimensions	LF-325', CF-405', RF-323'

2025 Series Results (Sugar Land 10, Albuquerque 8)

Date	N/D	Opponent	Score	Win	Loss	Save	Attendance
4/8	N	at SUG	L, 5-6	Blake Weiman (1-0)	Jefry Yan (0-1)	Nick Robertson (1)	2,634
4/9	N	at SUG	L, 2-3	Jayden Murray (1-0)	Evan Justice (0-1)	Nick Hernandez (1)	2,114
4/10	N	at SUG	W, 7-2	Carson Palmquist (1-1)	Aaron Brown (0-3)	-	2,358
4/11	N	at SUG	W, 8-4	Ryan Rolison (1-0)	Misael Tamarez (0-1)	-	4,047
4/12	N	at SUG	L, 2-6	Forrest Whitley (1-0)	Anthony Molina (0-2)	A.J. Blubaugh (1)	5,180
4/13	D	at SUG	L, 0-7	Forrest Whitley (2-0)	Jack O'Loughlin (1-1)	-	4,118
5/27	N	vs. SUG	W, 11-5	Evan Justice (1-0)	Ray Gaither (0-1)	-	6,763
5/28	N	vs. SUG	L, 2-9	Miguel Ullola (3-2)	Mason Albright (0-1)	-	7,093
5/29	N	vs. SUG	W, 10-3	Bradley Blalock (1-1)	Aaron Brown (1-6)	-	7,847
5/30	N	vs. SUG	L, 1-8	Jason Alexander (3-0)	Anthony Molina (1-5)	-	6,394
5/31	N	vs. SUG	W, 10-8	Gabriel Hughes (1-0)	A.J. Blubaugh (3-5)	Evan Justice (1)	5,960
6/1	N	vs. SUG	W, 3-2	Karl Kauffmann (2-1)	Nick Hernandez (2-2)	-	5,054
8/26	N	at SUG	L, 4-6	J.P. France (2-1)	Connor Van Scoyoc (8-6)	Nick Hernandez (6)	2,117
8/27	N	at SUG	L, 3-4	Miguel Ullola (6-4)	Bradley Blalock (1-4)	Nick Hernandez (7)	2,002
8/28	N	at SUG	L, 8-9	Jordan Weems (4-2)	Collin Baumgartner (0-2)	-	2,036
8/29	N	at SUG	L, 2-3	Michael Knorr (2-1)	Xzavion Curry (1-2)	Nick Hernandez (8)	4,037
8/30	N	at SUG	W, 8-3	Andrew Quezada (2-8)	Colton Gordon (4-2)	-	3,651
8/31	N	at SUG	W, 8-1	Gabriel Hughes (2-2)	Ethan Pecko (0-2)	-	4,419



TACOMA RAINIERS



Tacoma
RAINIERS

2502 South Tyler St.
Tacoma, WA 98405
www.tacomarainiers.com

Phone: (253) 752-7707
Fax: (253) 752-7135
@RainiersLand
2025 Record: 86-64



FRONT OFFICE

Ownership The Baseball Club of Tacoma
President Aaron Artman
Media Relations Director Andy Helwig
Broadcaster: Rylee Pay
Flagship Station..... KIXI 880 AM

Field Staff

Manager John Russell (4th Season)
Pitching Coach Mike McCarthy
Hitting Coach Seth Mejias-Brean
Bench Coach Eric Farris
Athletic Trainer Aric Quinney
Assistant Athletic Trainer Amanda Lee
Strength/Conditioning Coach..... Corey Measner

MARINERS TOP 10 PROSPECTS

By THE ATHLETIC

1. Colt Emerson, SS (4)
2. Ryan Sloan, RHP (21)
3. Kade Anderson, LHP (28)
4. Michael Arroyo, INF (49)
5. Lazaro Montes, OF (71)
6. Felnin Celesten, SS (77)
7. Jonny Farnelo, OF (90)
8. Luke Stevenson, C
9. Nick Becker, SS
10. Griffin Hugus, RHP

2026 SCHEDULE

June 9	at Tacoma (12:35 PM)
June 10	at Tacoma (7:05 PM)
June 11	at Tacoma (8:05 PM)
June 12	at Tacoma (8:05 PM)
June 13	at Tacoma (7:05 PM)
June 14	at Tacoma (2:35 PM)
September 1	at Albuquerque (6:35 PM)
September 2	at Albuquerque (6:35 PM)
September 3	at Albuquerque (12:05 PM)
September 4	at Albuquerque (6:35 PM)
September 5	at Albuquerque (6:35 PM)
September 6	at Albuquerque (1:35 PM)

ISOTOPES VS. RAINIERS

All-Time Record:	93-100
All-Time Record at Albuquerque	54-48
All-Time Record at Tacoma	39-52
Largest Margin of Victory	21 (23-2 at ABQ, 4/21/19)
Largest Margin of Defeat	12 (2x: 2-14 at TAC, 4/18/18)
Most Runs Scored/Game	23 (23-2 at ABQ, 4/21/19)
Most Runs Allowed/Game	19 (9-19 at ABQ, 5/13/07)
Longest Winning Streak	8 (5/14/05-5/16/06)
Longest Losing Streak	5 (8/3/08-8/9/09)
Series Sweeps, Isotopes	3 (Last: 5/13-5/16/06 at TAC)
Series Sweeps, Rainiers	3 (Last: 4/15-4/17/17 at TAC)

HOME FACILITY

Ballpark Name (Built)	Cheney Stadium (1960)
Capacity	6,800
Dimensions	LF-325', CF-425', RF-325'
Press Box Phone	(253) 761-5637



2025 Series Results (Tacoma 8, Albuquerque 4)

Date	N/D	Opponent	Score	Win	Loss	Save	Attendance
5/13	N	vs. TAC	L, 1-9 (6)	William Fleming (2-1)	Tanner Gordon (1-2)	-	6,835
5/14	N	vs. TAC	L, 3-6	Matt Cronin (2-0)	Dugan Darnell (2-1)	Will Klein (3)	7,062
5/15	N	vs. TAC	W, 5-4	Antoine Kelly (1-0)	Hagen Danner (1-2)	-	7,367
5/16	N	vs. TAC	w, 15-14 (12)	Diego Castillo (2-1)	Bryan Shaw (0-2)	-	10,228
5/17	N	vs. TAC	W, 7-6	Dugan Darnell (3-1)	Hagen Danner (1-3)	-	10,304
5/18	D	vs. TAC	L, 8-11	Shintaro Fujinami (1-1)	Tanner Gordon (1-3)	Bryan Shaw (1)	4,424
6/17	N	at TAC	L, 1-6	Hagen Danner (2-4)	Bradley Blalock (1-3)	-	3,638
6/18	N	at TAC	W, 8-6	Evan Justice (4-1)	Sauryn Lao (0-3)	Nick Anderson (1)	4,631
6/19	N	at TAC	L, 2-4	Jhonathan Diaz (3-4)	Andrew Quezada (0-4)	Jackson Kowar (1)	4,272
6/20	N	at TAC	L, 10-14	Casey Lawrence (1-1)	Mason Albright (0-3)	-	7,111
6/21	N	at TAC	L, 2-6	Blas Castaño (4-1)	Connor Van Scoyoc (2-3)	-	6,364
6/22	D	at TAC	L, 2-7	Adonis Medina (3-2)	Luis Peralta (1-3)	-	6,909



Colorado Springs Sky Sox (2003-18)

All-Time Record:	42-43
All-Time Record at ABQ:	21-23
All-Time Record at COS:	21-20
Most Runs Scored/Game:	15 (15-3 at COS 8/10/06)
Most Runs Allowed/Game:	16 (11-16 at ABQ 7/1/04)
Longest Winning Streak:	4 (2x: 6/20/03-5/5/04)
Longest Losing Streak:	7 (8/24/04-7/30/05)
Series Sweeps, Isotopes:	0
Series Sweeps, Sky Sox:	1 (8/25-8/29/04 at ABQ)

Fresno Grizzlies (2003-19)

All-Time Record:	55-85
All-Time Record at ABQ:	32-36
All-Time Record at FRE:	23-49
Most Runs Scored/Game:	22 (22-1 at ABQ 8/13/17)
Most Runs Allowed/Game:	17 (6-17 at ABQ 5/13/15)
Longest Winning Streak:	5 (2x: 8/20/16-5/27/17)
Longest Losing Streak:	10 (5/15/15-8/31/15)
Series Sweeps, Isotopes:	1 (8/20-8/23/16 at ABQ)
Series Sweeps, Grizzlies:	5 (8/30-9/2/19 at FRE)

Memphis Redbirds (2003-19)

All-Time Record:	109-93 (including playoffs)
All-Time Record at ABQ:	59-42
All-Time Record at MEM:	50-51
Most Runs Scored/Game:	18 (18-2 at ABQ 6/8/06)
Most Runs Allowed/Game:	20 (2x: 7-20 at ABQ 6/7/10)
Longest Winning Streak:	6 (2x: 6/16-7/8/09)
Longest Losing Streak:	7 (5/18/17-present)
Series Sweeps, Isotopes:	6 (7/14-7/17/16 at ABQ)
Series Sweeps, Redbirds:	4 (7/30-8/1/19 at MEM)

New Orleans Zephyrs/Baby Cakes (2003-19)

All-Time Record:	100-98
All-Time Record at ABQ:	59-46
All-Time Record at NO:	41-52
Most Runs Scored/Game:	17 (17-8 at ABQ 7/19/09)
Most Runs Allowed/Game:	20 (10-20 at ABQ 8/20/12)
Longest Winning Streak:	7 (4/25-5/11/09)
Longest Losing Streak:	9 (7/22/07-G1-7/5/08)
Series Sweeps, Isotopes:	4 (7/16-7/19/09 at NO)
Series Sweeps, Zephyrs/Baby Cakes:	3 (8/4-8/7/18 at ABQ)

Portland Beavers (2003-10)

All-Time Record:	14-18
All-Time Record at ABQ:	8-8
All-Time Record at POR:	6-10
Most Runs Scored/Game:	17 (17-7 at ABQ 8/8/09)
Most Runs Allowed/Game:	12 (11-12 at ABQ 5/10/05)
Longest Winning Streak:	3 (7/30-8/1/08)
Longest Losing Streak:	5 (5/13/05-5/12/06)
Series Sweeps, Isotopes:	0
Series Sweeps, Beavers:	1 (5/9-5/12/06 at POR)

Tucson Sidewinders/Padres (2003-08, 2011-13)

All-Time Record:	11-24
All-Time Record at ABQ:	4-12
All-Time Record at TUC:	7-12
Most Runs Scored/Game:	11 (2x: 11-14 at ABQ 8/6/12)
Most Runs Allowed/Game:	17 (6-17 at ABQ 5/3/08)
Longest Winning Streak:	2 (8/8 (1)-8/8/12 (2))
Longest Losing Streak:	5 (7/29/07 (2)-5/4/08)
Series Sweeps, Isotopes:	0
Series Sweeps, Sidewinders/Padres:	1 (5/22-5/25/06)

Edmonton Trappers (2003-04)

All-Time Record:	4-4
All-Time Record at ABQ:	1-3
All-Time Record at EDM:	3-1
Most Runs Scored/Game:	17 (17-8 at EDM 5/12/04)
Most Runs Allowed/Game:	12 (8-12 at ABQ 6/22/03)
Longest Winning Streak:	3 (5/12-5/14/04)
Longest Losing Streak:	3 (6/21-6/23/03)
Series Sweeps, Isotopes:	0
Series Sweeps, Trappers:	0

Iowa Cubs (2003-19)

All-Time Record:	101-98
All-Time Record at ABQ:	59-37
All-Time Record at IOW:	42-61
Most Runs Scored/Game:	18 (18-3 at ABQ 4/12/11)
Most Runs Allowed/Game:	20 (9-20 at ABQ 8/30/10)
Longest Winning Streak:	9 (7/20/12-4/12/13)
Longest Losing Streak:	5 (2x: 4/18-6/24/07)
Series Sweeps, Isotopes:	6 (4/4-4/7/13 at ABQ)
Series Sweeps, Cubs:	3 (5/27-5/30/16 at IOW)

Nashville Sounds (2003-19)

All-Time Record:	105-97 (including playoffs)
All-Time Record at ABQ:	54-43
All-Time Record at NAS:	51-54
Most Runs Scored/Game:	17 (17-12 at ABQ 6/17/18)
Most Runs Allowed/Game:	15 (7-15 at ABQ 6/17/05)
Longest Winning Streak:	5 (2x: 5/14/17-6/19/18)
Longest Losing Streak:	4 (3x: 7/9-7/14/11-G2)
Series Sweeps, Isotopes:	2 (6/16-6/19/18 at ABQ)
Series Sweeps, Sounds:	1 (6/27-6/29/07 at ABQ)

Omaha Storm Chasers (2003-19)

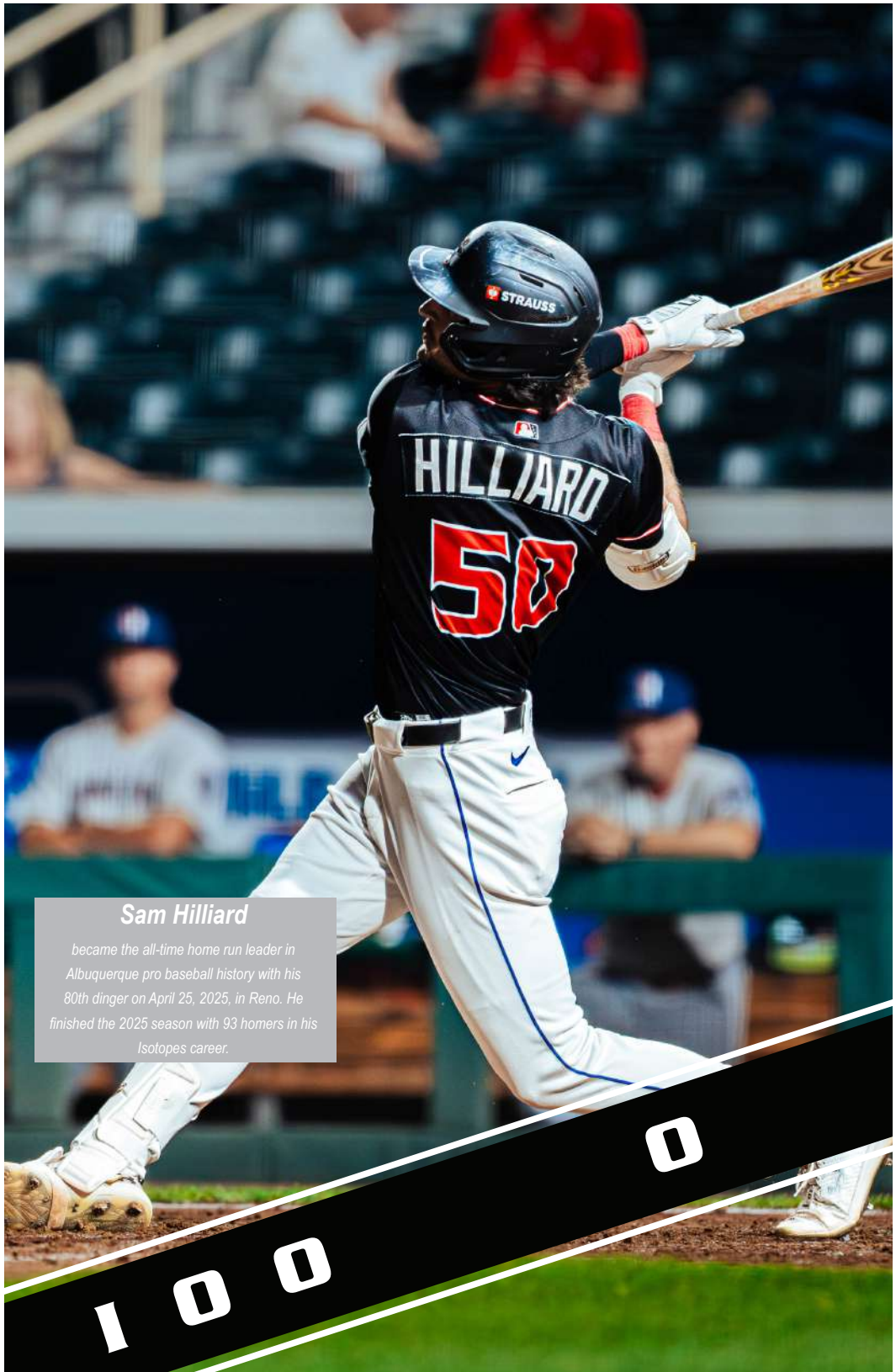
All-Time Record:	104-98 (including playoffs)
All-Time Record at ABQ:	52-47
All-Time Record at OMA:	52-51
Most Runs Scored/Game:	14 (3x: 14-8 at ABQ 6/16/10)
Most Runs Allowed/Game:	18 (13-18 at OMA 6/30/11)
Longest Winning Streak:	7 (3x: 7/18/07-4/4/08)
Longest Losing Streak:	5 (6/28/09-4/17/10)
Series Sweeps, Isotopes:	4 (Last 8/18-8/21/07 at OMA)
Series Sweeps, Storm Chasers:	2 (Last 6/4-6/6/19 at OMA)

San Antonio Missions (2019)

All-Time Record:	2-1
All-Time Record at ABQ:	2-1
All-Time Record at SAN:	0-0
Most Runs Scored/Game:	1 (2x: 11-10 at ABQ 8/9/19)
Most Runs Allowed/Game:	14 (7-14 at ABQ 8/7/19)
Longest Winning Streak:	2 (8/8/19-present)
Longest Losing Streak:	1 (8/7/19)
Series Sweeps, Isotopes:	0
Series Sweeps, Missions:	0







Sam Hilliard

became the all-time home run leader in Albuquerque pro baseball history with his 80th dinger on April 25, 2025, in Reno. He finished the 2025 season with 93 homers in his Isotopes career.

1000

ALL-TIME ROSTER

Griffin, John-Ford	OF	2009
Grilli, Jason	RHP	2003
Grills, Evan	LHP	2019
Guerra, Javy	RHP	2012, 13
Guerrero, Alex	INF	2014
Guerrero, Pedro	INF	2010
Gurka, Jason	LHP	2015, 16
Guzman, Angel	RHP	2012
Gwyn, Marcus	RHP	2008
Gwynn Jr., Tony	OF	2012, 13

H (60)

Haeger, Charlie	RHP	2009, 10
Hairston Jr., Jerry	INF	2012
Haie, David	RHP	2015, 16
Hall, Billy	INF	2004
Halvorsen, Seth	RHP	2024
Hammer, JD	RHP	2022
Hampson, Garrett	INF	2018, 19, 22
Hanigan, Ryan	C	2017
Hannah, Jameson	OF	2023, 24
Hardy, Brendan	RHP	2025
Harper, Brett	INF	2009
Harris, Brendan	INF	2014
Harris, Lenny	INF	2003
Hartlieb, Geoff	RHP	2024
Hartmann, Pete	LHP	2004
Harvey, Joe	RHP	2019, 21
Hatch, LJ	INF	2018, 19, 21, 22
Hawkins, LaTroy	RHP	2015
Hayes, Brett	C	2008
Hazelbaker, Jeremy	OF	2014
Henson, Tyler	OF	2012
Hermansen, Chad	OF	2007
Hermida, Jeremy	OF	2003, 07
Hernandez, Bryant	INF	2011
Hernandez, Carlos	LHP	2015, 16
Hernandez, Gaby	RHP	2008
Herrera, Eilan	OF/INF	2010, 12, 13
Herrera, Rosell	INF	2017
Herron, Jimmy	OF	2022, 23, 24
Hessler, Keith	LHP	2018
Hill, Jason	INF	2005, 06
Hill, Jaden	RHP	2024, 25
Hill, Tyler	OF	2022
Hilliard, Sam	OF	2019, 21, 22, 24, 25
Hillman, Juan	LHP	2024
Hiura, Keston	INF	2025
Hoffman, Jeff	RHP	2016, 17, 18, 19
Hoffmann, Jamie	OF	2009, 10, 11
Holder, Heath	RHP	2019, 21, 22
Holder, Kyle	INF	2022
Holiday, Matt	1B/OF	2018
Hollowell, Gavin	RHP	2023, 24
Holman, David	RHP	2018, 19
Holmberg, David	LHP	2018
Hooper, Kevin	INF	2003, 04
Hoover, Paul	C	2003, 06, 07, 08
Horacek, Mitch	LHP	2019
Horgan, Joe	LHP	2006
House, Austin	RHP	2016, 17, 18
House, Craig	RHP	2003
Housey, John	RHP	2011
Howard, Ben	RHP	2004, 05
Howard, Ryan	1B	2017
Howard, Sam	LHP	2017, 18, 19
Hu, Chin-lung	INF	2009, 10
Huber, Jon	RHP	2011
Hudson, Dakota	RHP	2024
Hughes, Gabriel	RHP	2025
Hundley, Nick	C	2016
Hynes, Colt	LHP	2014

I (4)

Iapoco, Anthony	INF	2003
Ibarra, Walter	INF	2014
Infante, Gregory	RHP	2013
Isaacs, Todd	OF	2019

J (21)

Jackson, Steven	RHP	2011
Jansen, Kenley	C	2009
Jemiola, Zach	RHP	2017
Jensen, Chris	RHP	2018
Jiminian, Johendi	RHP	2017
Joe, Connor	1B/OF	2021
Johnson, DJ	RHP	2018, 19

Johnson, Blake	RHP	2012, 13
Johnston, Kyle	RHP	2023
Jones, Greg	INF/OF	2024
Jones, Mitch	OF	2009
Jones, Mylz	OF	2019, 21
Jones, Nolan	INF/OF	2023, 24
Jones, Stephen	RHP	2023, 24
Jorgensen, Ryan	C	2004, 05
Juarez, Victor	RHP	2025
Judd, Mike	RHP	2003
Judy, Josh	RHP	2014
Julianel, Ben	LHP	2007
Jurrjens, Jair	RHP	2015
Justice, Evan	LHP	2023, 24, 25

K (21)

Kaczor, Micah	RHP	2021
Kaiser, Connor	INF	2023, 24
Kahnle, Tommy	RHP	2015
Karros, Kyle	INF	2025
Kauffmann, Karl	RHP	2022, 23, 24, 25
Keagle, Greg	RHP	2003
Keisler, Randy	LHP	2011
Kelly, Antoine	LHP	2024, 25
Kemp, Matt	OF	2012, 13
Kennedy, Adam	INF	2012
Kennedy, Nick	LHP	2022, 23
Kensing, Logan	RHP	2006, 07, 08
Keppel, Bobby	RHP	2008
Kinkade, Mike	INF	2006
Kinley, Tyler	RHP	2023
Kitchen, Austin	LHP	2023, 24
Koch, Matt	RHP	2023, 24
Koplove, Kenny	RHP	2019
Koronka, John	LHP	2010
Kuhl, Chad	RHP	2022
Kuo, Hong-Chih	LHP	2009, 11

L (35)

Labandeira, Josh	INF	2007
Laffey, Aaron	LHP	2013, 15
Lambert, Peter	RHP	2018, 19, 21, 22, 23, 24
Lambin, Chase	INF	2008
Lamet, Dinelson	RHP	2023
Lannan, John	LHP	2015
Lavigne, Grant	1B	2024
Lawrence, Justin	RHP	2019, 21, 22, 24
Leach, Brent	LHP	2009, 10, 12
Ledezma, Wil	LHP	2012
Lee, C.C.	RHP	2017
Lee, David	RHP	2006
Lee, Zach	RHP	2014, 22
Levrault, Allen	RHP	2003
Lewis, A.J.	INF	2024
Liddi, Alex	INF	2014
Lilly, Ted	RHP	2013
Lindblom, Josh	RHP	2009, 10
Linden, Todd	OF	2007
Lindsay, Shane	RHP	2012
Lindsey, John	INF	2010, 11
Lindstrom, Matt	RHP	2008
Lingos, Eli	LHP	2023
Link, Jon	RHP	2010, 11
Little, Mark	OF	2005, 06
Livingston, Bobby	LHP	2010
LoDuca, Paul	C	2008
Logan, Boone	LHP	2016
Lombard, George	OF	2008
Longhi, Nick	1B/OF	2021
Loop, Derrick	LHP	2012
Lopes, Tim	INF/OF	2022
Lopez, Esteban	C	2010
Luna, Hector	INF	2009
Lyles, Jordan	RHP	2016

M (77)

MacIver, Willie	C	2021, 22, 23, 24
Magill, Matt	RHP	2013, 14
Mahomes, Pat	RHP	2004
Mairena, Oswaldo	LHP	2003
Manzanillo, Josias	RHP	2004
Marquez, German	RHP	2016, 17, 24, 25
Martinez, Carlos	RHP	2005, 07, 08
Martinez, Fabio	RHP	2014
Martinez, Osvaldo	INF	2012, 13
Martinez, Sandy	C	2007
Matthews, Brett	RHP	2022
Matzek, Tyler	LHP	2015
May, Lucas	C	2010



ALL-TIME ROSTER

Reed, Chris	LHP		2014	Smith, Travis	RHP	2005
Reed, Eric	OF	2005, 06, 07, 08		Snell, Ian	RHP	2011
Repko, Jason	OF	2009		Snyder, Taylor	INF/OF	2021, 22
Resop, Chris	RHP	2006		Sodowsky, Clint	RHP	2003, 04, 05
Restovich, Michael	OF	2010		Sommers, Jake	RHP	2024
Reyes, Jose	INF	2016		Sorensen, Zach	INF	2007
Ribera, Jordan	INF	2015		Sosa, Henry	RHP	2014
Ricardo, Dashenko	C	2013		Soto, Elliot	INF	2018, 19
Rice, Scott	LHP	2012		Souza, Justin	RHP	2014
Riedling, John	RHP	2005		Spain, Dylan	RHP	2024
Ritter, Ryan	INF	2025		Stamets, Eric	INF	2021
Rivera, Jose	INF	2015		St. Clair, Cole	LHP	2012
Rivera, Juan	OF	2012		Stephenson, Robert	RHP	2021, 22
Rivera, Michael	C	2010		Stewart, Josh	LHP	2006
Roberts, Ken	LHP	2015		Stewart, Ian	INF	2013
Robinson, Clint	INF	2014		Stokes, Jason	INF	2005, 06
Robinson, Trayvon	OF	2011, 14		Story, Trevor	INF	2015, 17, 19
Rock, Joe	LHP	2023		Stovall, Hunter	INF	2023, 24
Rodgers, Brendan	INF	2018, 19, 21, 23, 24		Stratton, Rob	OF	2003
Rodriguez, Dereck	RHP	2021		Strickland, Scott	RHP	2009
Rodriguez, Eddy	RHP	2007		Stringer, Cole	LHP	2021, 22
Rodriguez, Jesus	RHP	2010		Stubbs, Drew	OF	2015
Rodriguez, Jose	LHP	2005		Stuck, Nick	RHP	2014
Rodriguez, Leo	INF	2013		Stults, Eric	LHP	2009
Rodriguez, Paco	LHP	2014		Sturtze, Tanyon	RHP	2009
Rodriguez, Ricardo	RHP	2007		Swanner, Will	INF	2016
Rogers, Josh	LHP	2023, 24		Summers, Luke	RHP	2023
Rojas, Miguel	INF	2014		Suter, Brent	LHP	2023
Rolison, Ryan	LHP	2021, 23, 24, 25		Sutton, Larry	INF	2004
Romak, Jamie	INF	2014			<i>T (30)</i>	
Romano, Jason	OF	2005		Tankersley, Taylor	LHP	2007, 08
Romo, Drew	C	2023, 24, 25		Tapia, Raimel	OF	2016, 17, 18, 21
Rondon, Jorge	RHP	2015		Taschner, Jack	LHP	2010
Rosario, Jovanny	OF	2009		Tauchman, Mike	OF	2016, 17, 18
Rosario, Wilin	INF	2015		Tejera, Michael	LHP	2004
Rose, Mike	C	2009		Teut, Nate	LHP	2003
Rosscup, Zac	LHP	2017, 18, 21		Thames, Marcus	OF	2011
Rundgren, Rex	INF	2006		Thomas, Dillon	OF	2017
Rupe, Ryan	RHP	2006		Thompson, Eric	RHP	2010
Ruiz, Rio	INF	2021		Thompson, Sterlin	OF	2025
Rusin, Chris	LHP	2015, 16, 17, 18, 19, 21		Threets, Erick	LHP	2009, 12
Russell, Kyle	OF	2011, 12		Tinoco, Jesus	RHP	2019, 21
Ryal, Rusty	INF	2013		Todd, Reagan	LHP	2021, 22, 24
Ryan, Rob	OF	2004		Toglia, Michael	1B/OF	2022, 23, 24, 25
Ryan, Michael	OF	2008		Tolleson, Shawn	RHP	2012, 13
	<i>S (69)</i>			Tomlinson, Kelby	INF	2021
Sanchez, Jonathan	LHP	2013		Torrealba, Yorvis	OF	2023
Sanders, Scott	RHP	2003, 04		Torres, Jose	INF	2025
Sands, Jerry	OF/1B	2011, 12		Tovar, Ezequiel	INF	2022, 25
Santos, Antonio	RHP	2021		Towers, Josh	RHP	2010
Santos, Jarrett	RHP	2008		Towles, J.R.	C	2013
Savage, Will	RHP	2012		Trahern, Dallas	RHP	2008
Schebler, Scott	OF	2022		Treanor, Matt	C	2003, 04
Schilling, Garrett	RHP	2022		Trejo, Alan	INF	2021, 22, 23
Schlichting, Travis	RHP	2009, 10, 11		Triunfel, Carlos	INF	2014
Schlitter, Brian	RHP	2016		Troncoso, Ramon	RHP	2010, 11, 12
Schlitter, Craig	RHP	2018		Trziesniak, Nick	C	2006
Schmidt, Jason	RHP	2009		Tucker, Cole	INF/OF	2023
Schrager, Tony	INF	2006		Tucker, Ryan	RHP	2012
Schunk, Aaron	INF	2023, 24, 25		Turner, Matt	LHP	2025
Scioneaux, Tate	RHP	2021			<i>U (2)</i>	
Scott, Lorenzo	OF	2008		Ungs, Nic	RHP	2006, 07
Seabol, Scott	INF	2006, 07		Ureña, José	RHP	2022
Seabold, Connor	RHP	2023			<i>V (20)</i>	
Sears, Todd	INF	2005, 06, 07		Valaika, Pat	INF	2016, 17, 18, 19
Secoda, Jason	RHP	2003		Valdez, Ismael	RHP	2005
Seddon, Chris	LHP	2008		Valdez, Merkin	RHP	2011
Sellers, Justin	INF	2010, 11, 12, 13		Valdez, Phillips	RHP	2023
Senzatela, Antonio	RHP	2017, 18, 19, 22, 23		Valdez, Wilson	INF	2003, 04
Serrano, Jimmy	RHP	2007		van den Hurk, Rick	RHP	2007, 08
Serven, Brian	C	2021, 22, 23		Van Scoyoc, Connor	RHP	2025
Sexton, Tim	RHP	2011		Van Sickle, Bryson	LHP	2025
Shanks, James	OF	2005, 06		Van Slyke, Scott	OF	2009, 10, 12, 13
Shaw, Bryan	RHP	2018		Vargas, Claudio	RHP	2009, 10
Sheffield, Jordan	RHP	2021, 22		Vargas, Jason	LHP	2006
Shelton, Matt	RHP	2013		Vasquez, Luis	RHP	2012, 13
Sherrill, George	LHP	2010		Vasto, Jerry	LHP	2017, 18
Shreve, Chasen	LHP	2024		Vazquez, Jan	C	2016, 17, 18
Skipper, Carson	LHP	2025		Veen, Zac	OF	2024, 25
Silva, Jesus	RHP	2007		Velez, Eugenio	INF	2011
Small, Aaron	RHP	2003, 04		Vilade, Ryan	OF	2021, 22
Smalling, Tim	INF	2015, 16		Villafuerte, Brandon	RHP	2007, 08
Smith, Chad	RHP	2021, 22		Villarreal, Oscar	RHP	2011
Smith, Corey	INF	2011		Vodnik, Victor	RHP	2023
Smith, Riley	RHP	2022				
Smith, Steve	RHP	2013, 14				



ALL-TIME ROSTER

<i>W (35)</i>			<i>BENCH COACHES (3)</i>		
Wade, Cory	RHP	2009, 10	Lopez, Pedro		2022
Waechter, Doug	RHP	2008	Meacham, Bobby		2023
Wakeland, Chris	OF	2003	Ryan, Michael		2024, 25
Wall, Josh	RHP	2012, 13			
Wallach, Matt	C	2013			
Walrond, Les	LHP	2005			
Ward, Braiden	OF	2025			
Wathan, Derek	INF	2003, 04, 05			
Wayne, Justin	RHP	2003, 04			
Weaver, Jeff	RHP	2009			
Weber, Thad	RHP	2017			
Weeks, Drew	OF	2018, 19			
Welker, Colton	INF	2021, 22			
Westmoreland, Clay	RHP	2004			
Wheeler, Tim	OF	2015			
White, Cody	LHP	2010			
White, Sean	RHP	2013			
Whiting, Boone	RHP	2015			
Wilcox, Kyle	RHP	2024			
Wilkerson, Wes	RHP	2006			
Wilkins, Marc	RHP	2003			
Williams, Gerald	OF	2003			
Williams, Jackson	C	2016			
Williams, Randy	LHP	2008			
Willingham, Josh	C	2005			
Wilson, Brian	RHP	2013			
Wilson, Josh	INF	2004, 05			
Wilson, Tom	C	2006			
Withrow, Chris	RHP	2013			
Wolf, Ross	RHP	2006, 07, 08			
Wolters, Tony	C	2016, 17			
Wong, Joey	INF	2015, 16			
Wood, Jason	INF	2003, 04, 05, 06, 08			
Woodard, Steve	RHP	2008			
Wynkoop, Jack	LHP	2021			
<i>Y (5)</i>			<i>STRENGTH COACHES (10)</i>		
Yan, Jeffrey	LHP	2025	Bailey, Phil		2021, 22
Ynoa, Rafael	INF	2015, 16, 17	Buck, Brian		2015
Young, Chris	RHP	2006, 07	Downey, Stephen		2009, 10, 11
Young, Delwyn	OF	2009	Green, Lauren		2014
Yourkin, Matt	LHP	2006, 07	Japerson, Mike		2015
			Lefton, Marcus		2016, 17, 18, 19
			McCoy, Gary		2008
			McDaniel, Brandon		2012
			Rook, Mason		2023, 24, 25
			Smith, Travis		2013, 14
<i>Z (2)</i>					
Zarate, Mauro	RHP	2007			
Zawadzki, Lance	INF	2012			
<i>MANAGERS (8)</i>					
Berryhill, Damon		2014			
Bundy, Lorenzo		2011, 12, 13			
Hill, Glenallen		2015, 16, 17, 18, 19			
Lopez, Pedro		2023, 24, 25			
Schaeffer, Warren		2021, 22			
Treanor, Dean		2003, 05, 06, 07, 08			
Wallach, Tim		2009, 10			
Woodson, Tracy		2004			
<i>PITCHING COACHES (12)</i>					
Beatty, Blaine		2021			
Brewer, Mark		2017			
Brown, Tom		2005			
Buckels, Gary		2003			
Dishman, Glenn		2010, 11, 12, 13, 14			
Emanuel, Brandon		2018, 19			
Gale, Rich		2007, 08			
Gonzales, Frank		2022			
Michalak, Chris		2023, 24, 25			
Schwarz, Jeff		2004, 05			
Scott, Darryl		2015, 16			
Slaton, Jim		2009, 10			
<i>HITTING COACHES (13)</i>					
Doherty, Tim		2018, 19			
Everson, Darin		2017			
Hajek, Dave		2015			
Jefferson, Reggie		2005			
Lopez, Pedro		2022			
Moses, John		2009, 10			
Munoz, Aaron		2025			
Pacheco, Jordan		2022, 23, 24, 25			
Phillips, Steve		2006, 07, 08			
Shelby, John		2016			
Stark, Matt		2003, 04			
Stubbs, Franklin		2013, 14			
Valentin, John		2011, 12			

In the franchise's 22-year history, 870 players have appeared on the Isotopes roster. The total includes 379 position players and 491 pitchers.



YEAR-BY-YEAR STATISTICS

2003

Record: 74-70 Finish: 1st in Central Division (Lost best of five series to Nashville 3-1)

MANAGER - Dean Treanor, PITCHING COACH - Gary Buckels, HITTING COACH - Matt Stark, ATHLETIC TRAINER - Sean Bearer

BATTERS	AVG	G	AB	R	H	2B	3B	HR	RBI	TB	BB	IBB	K	SB	CS	OBP	SLG	OPS	SF	SAC	HBP
Allen, Chad	.323	91	337	45	109	30	2	8	53	167	18	0	48	11	10	.364	.496	.860	4	5	6
Ashby, Chris	.338	20	68	9	23	3	0	1	11	29	7	0	10	3	0	.400	.426	.826	0	0	0
*Barker, Kevin	.167	10	24	1	4	0	0	0	1	4	7	0	5	0	0	.355	.167	.522	0	0	0
*Donnels, Chris	.299	42	127	23	38	7	0	7	21	66	20	1	24	1	1	.396	.520	.916	1	0	1
*Erickson, Matt	.342	98	298	43	102	22	4	2	35	138	43	2	42	14	9	.442	.463	.905	4	4	10
*Gonzalez, Adrian	.216	39	139	17	30	5	1	1	18	40	14	0	25	1	0	.286	.288	.573	1	0	0
*Harris, Lenny	.167	8	24	3	4	1	0	0	1	5	4	2	3	0	0	.266	.208	.494	0	0	0
*Hermida, Jeremy	.000	1	3	0	0	0	0	0	0	0	0	0	3	0	0	.000	.000	.000	0	0	0
Hooper, Kevin	.266	130	493	77	131	9	4	1	54	151	35	3	62	25	9	.325	.306	.631	4	9	10
Hoover, Paul	.270	81	256	35	69	22	2	5	40	110	18	1	62	10	3	.321	.430	.751	1	2	2
Iapoco, Anthony	.227	52	128	16	29	7	1	0	12	38	16	1	21	6	2	.322	.297	.619	2	3	3
Medrano, Jesus	.228	31	114	22	26	3	1	1	12	34	14	0	26	7	2	.310	.298	.608	1	0	0
#Nunez, Abraham	.311	59	212	35	66	13	2	11	38	116	32	2	56	9	4	.398	.547	.946	2	0	0
Stratton, Rob	.212	110	372	63	79	12	2	32	82	191	36	1	175	6	4	.283	.513	.797	8	1	4
Treanor, Matt	.273	98	315	45	86	18	1	11	40	139	39	1	44	9	4	.380	.441	.821	3	1	17
Valdez, Wilson	.287	90	338	45	97	12	4	0	18	117	19	2	37	33	9	.326	.346	.672	1	12	1
*Wakeland, Chris	.283	65	219	32	62	12	2	7	30	99	17	1	62	2	2	.343	.452	.795	2	0	4
#Wathan, Derek	.296	116	409	54	121	24	7	4	55	171	34	3	56	21	8	.350	.418	.769	3	1	2
Williams, Gerald	.303	85	327	59	99	22	5	14	50	173	24	2	45	15	11	.356	.529	.885	2	1	4
Wood, Jason	.296	128	473	80	140	26	4	16	83	222	45	3	96	5	1	.358	.469	.828	7	3	5
TOTALS	.277	144	4884	721	1351	254	42	123	669	2058	449	25	971	178	79	.343	.421	.765	43	75	69

PITCHERS	W-L	ERA	G	GS	CG	SHO	SV	GF	IP	H	R	ER	HR	HB	BB	IBB	K	BK	WP	WHIP	
*Alvarez, Juan	3-2	5.88	51	0	0	0	0	15	52.0	69	38	34	9	3	24	1	43	2	2	1.78	
*Belviz, Todd	1-0	5.93	13	0	0	0	0	2	13.2	20	12	9	0	3	4	1	8	0	0	1.75	
Bergman, Sean	8-11	4.69	28	28	2	1	0	0	170.2	193	99	89	19	5	44	2	101	1	2	1.38	
Bochtler, Doug	5-3	5.37	23	5	0	0	1	6	53.2	61	33	32	9	2	18	2	40	0	1	1.47	
Borland, Toby	1-1	3.72	9	0	0	0	0	3	9.2	6	5	4	1	3	6	0	12	0	4	1.24	
Bump, Nate	6-5	4.43	15	15	0	0	0	0	85.1	89	48	42	4	7	24	1	52	0	1	1.32	
Croushore, Rich	0-0	0.00	3	0	0	0	0	0	3.0	0	0	0	0	0	1	0	2	0	0	0.33	
*Fesh, Sean	1-0	10.80	6	0	0	0	0	3	6.2	12	9	8	0	0	5	0	4	0	0	2.65	
Fox, Chad	0-0	3.86	3	0	0	0	0	0	2.1	4	1	1	0	0	1	0	5	0	0	2.14	
Fuell, Jerrod	0-0	3.60	3	0	0	0	0	1	5.0	6	3	2	1	0	0	0	2	0	0	1.20	
Fyhrle, Mike	1-0	2.53	5	0	0	0	0	1	10.2	7	3	3	0	0	3	0	8	0	0	0.93	
Grilli, Jason	6-2	3.38	12	12	0	0	0	0	66.2	64	30	25	3	3	30	1	38	0	3	1.41	
House, Craig	0-0	19.64	7	0	0	0	0	3	7.1	14	16	16	0	1	13	0	8	0	1	3.68	
*Iapoco, Anthony	0-0	0.00	2	0	0	0	0	2	2.0	0	0	0	0	0	0	0	1	0	0	0.00	
Judd, Mike	4-9	6.05	30	8	0	0	4	12	58.0	58	44	39	7	2	30	1	54	0	8	1.51	
Keagle, Greg	0-2	14.85	3	2	0	0	0	0	6.2	14	13	11	1	2	8	0	6	0	1	3.30	
Levrault, Allen	3-0	1.40	21	0	0	0	0	5	25.2	12	5	4	2	2	9	1	18	0	2	0.81	
*Mairena, Oswaldo	6-4	5.86	61	0	0	0	1	14	86.0	110	62	56	11	2	28	1	55	0	2	1.60	
McLeary, Marty	1-1	4.32	20	1	0	0	0	4	33.1	40	22	16	3	3	18	1	17	0	3	1.74	
Neal, Blaine	3-2	2.33	40	0	0	0	21	30	46.1	55	22	12	1	2	16	2	32	0	3	1.53	
Nunez, Vladimir	4-1	4.76	46	3	0	0	0	5	26	68.0	67	36	36	13	6	20	0	54	0	4	1.27
Olsen, Kevin	2-1	2.11	7	7	0	0	0	0	38.1	36	12	9	1	0	7	1	28	0	0	1.12	
*Phelps, Tommy	0-0	1.17	5	0	0	0	0	1	7.2	5	1	1	1	0	3	0	13	0	1	1.04	
Sanders, Scott	7-5	3.92	19	19	2	0	0	0	117.0	124	57	51	12	6	32	1	110	0	4	1.33	
Secoda, Jason	1-0	29.25	3	0	0	0	0	0	4.0	12	13	13	2	0	8	0	3	0	2	5.00	
Small, Aaron	6-4	4.63	14	14	0	0	0	0	89.1	95	50	46	12	2	18	0	56	0	2	1.26	
Sodowsky, Clint	0-3	11.05	3	3	0	0	0	0	14.2	31	18	18	4	0	1	0	8	0	2	2.18	
*Teut, Nate	0-1	7.56	2	2	0	0	0	0	8.1	14	9	7	2	0	5	0	6	0	0	2.28	
Wayne, Justin	4-12	4.24	23	23	2	0	0	0	136.0	138	81	64	10	6	40	0	82	1	2	1.30	
Wilkins, Marc	1-1	6.75	20	2	0	0	1	4	36.0	46	28	27	6	6	17	0	27	0	1	1.75	
TOTALS	74-70	4.80	144	144	6	3	36	138	1264.0	1402	770	674	134	66	433	16	893	4	51	1.45	

KEY: * - left-handed hitter/pitcher, # - switch hitter



2004 Record: 67-77 Finish: 4th in Central Division

MANAGER - Tracy Woodson, PITCHING COACH - Jeff Schwarz, HITTING COACH - Matt Stark, ATHLETIC TRAINER - Greg Harrel

BATTERS	AVG	G	AB	R	H	2B	3B	HR	RBI	TB	BB	IBB	K	SB	CS	OBP	SLG	OPS	SF	SAC	HBP
Aguila, Chris	.312	97	330	61	103	23	2	11	56	163	37	0	82	8	3	.380	.494	.874	5	2	2
Ashby, Chris	.239	74	213	24	51	11	0	5	25	77	20	1	31	2	1	.304	.362	.665	3	0	1
#Banks, Brian	.231	67	216	31	50	12	2	6	30	84	27	0	46	0	0	.319	.389	.707	3	0	2
Christenson, Ryan	.264	65	227	43	60	16	4	2	17	90	34	0	45	8	2	.364	.396	.760	1	4	2
Colangelo, Mike	.325	97	292	64	95	27	2	16	73	174	45	1	66	0	3	.422	.596	1.018	6	1	8
Dillon, Joe	.325	108	403	96	131	33	7	30	86	268	46	0	85	12	3	.400	.665	1.065	9	0	10
#Hall, Billy	.209	18	43	7	9	1	1	0	3	12	0	0	10	0	1	.209	.279	.488	0	0	0
Hooper, Kevin	.277	39	155	21	43	3	2	0	17	50	14	0	24	6	5	.335	.323	.658	1	5	0
Jorgensen, Ryan	.259	61	201	20	52	11	0	8	29	87	9	0	51	0	0	.289	.433	.722	1	1	0
#Niles, Drew	.259	111	278	39	72	9	2	4	29	97	41	1	73	3	3	.355	.349	.704	3	5	2
Osik, Keith	.179	19	56	5	10	3	1	1	5	18	5	1	7	0	0	.254	.321	.575	1	1	1
*Padgett, Matt	.267	131	435	65	116	28	4	24	93	224	36	3	123	1	5	.325	.515	.840	3	1	3
*Ryan, Rob	.150	17	60	7	9	1	2	0	3	14	7	0	9	1	1	.239	.233	.472	0	0	0
*Sutton, Larry	.373	91	308	70	115	31	2	21	73	213	59	1	61	3	1	.475	.692	1.166	5	0	5
Treanor, Matt	.258	62	198	32	51	8	0	8	38	83	34	1	44	2	0	.388	.419	.807	3	2	10
Valdez, Wilson	.319	66	285	36	91	11	3	2	25	114	16	0	35	19	12	.357	.400	.757	2	6	2
#Wathan, Derek	.302	106	414	74	125	26	5	10	47	191	33	0	74	15	10	.354	.461	.815	1	3	1
Wilson, Josh	.279	56	240	32	67	12	2	5	23	98	19	0	51	6	1	.337	.408	.745	0	2	2
Wood, Jason	.245	102	375	44	92	21	2	8	49	141	40	2	74	2	1	.322	.376	.698	6	0	5
TOTALS	.280	144	4938	791	1383	296	43	162	732	2251	541	11	1067	90	53	.355	.456	.811	54	50	59

PITCHERS	W-L	ERA	G	GS	CG	SHO	SV	GF	IP	H	R	ER	HR	HB	BB	IBB	K	BK	WP	WHIP
*Alvarez, Juan	2-3	5.87	48	0	0	0	1	19	53.2	75	38	35	7	1	19	2	42	1	1	1.75
Ashby, Chris	0-0	9.45	6	0	0	0	0	4	6.2	10	7	7	3	2	2	0	2	0	0	1.80
Baker, Ryan	0-0	0.00	1	1	0	0	0	0	3.0	3	0	0	0	0	1	0	1	0	0	1.33
Bauer, Peter	1-0	1.29	1	1	0	0	0	0	7.0	6	1	1	0	1	3	0	4	0	0	1.28
*Blank, Matt	4-8	6.44	34	23	1	0	1	1	138.1	180	105	99	29	4	47	1	75	0	4	1.64
Borland, Toby	4-2	2.29	34	0	0	0	11	28	39.1	24	10	10	2	2	12	2	38	0	1	0.91
Bump, Nate	0-0	1.38	3	2	0	0	0	1	13.0	7	2	2	0	0	1	0	12	0	0	0.61
Burnett, A.J.	0-0	10.80	1	1	0	0	0	0	3.1	7	4	4	1	1	2	0	6	0	1	2.70
Flannery, Mike	4-3	8.49	29	0	0	0	2	15	35.0	48	33	33	7	3	18	1	25	1	4	1.88
Florie, Bryce	1-1	2.45	11	0	0	0	0	2	14.2	12	4	4	1	0	5	0	9	0	0	1.15
Flury, Pat	0-1	13.00	9	0	0	0	0	4	9.0	15	13	13	6	1	4	0	6	0	0	2.11
Gaal, Bryan	1-0	23.14	4	0	0	0	0	1	4.2	11	12	12	5	0	2	0	4	0	1	2.78
*Gracesqui, Frank	1-0	3.27	19	0	0	0	1	5	22.0	10	9	8	2	1	19	0	16	0	1	1.31
*Hartmann, Pete	0-1	8.07	25	0	0	0	0	4	29.0	40	28	26	6	3	11	0	29	0	2	1.75
Howard, Ben	3-0	3.67	23	0	0	0	1	4	34.1	29	16	14	3	0	22	2	28	0	4	1.48
Mahomes, Pat	0-4	7.29	16	0	0	0	0	4	21.0	31	19	17	6	1	9	1	15	0	0	1.90
Manzanillo, Josias	0-1	5.25	11	0	0	0	5	9	12.0	15	8	7	3	0	1	0	9	0	0	1.33
McLeary, Marty	0-1	16.20	1	0	0	0	0	0	1.2	4	3	3	2	0	0	0	2	0	0	2.40
McNutt, Mike	2-1	5.08	12	4	0	0	0	1	28.1	35	21	16	5	1	5	0	19	0	3	1.41
*Michalak, Chris	1-1	6.35	17	1	0	0	0	4	34.0	44	24	24	9	1	15	0	20	2	1	1.73
Nannini, Mike	9-10	5.29	29	25	1	1	0	1	151.1	156	99	89	31	5	42	0	111	0	3	1.30
Neu, Michael	1-2	6.34	35	0	0	0	6	17	38.1	47	33	27	2	6	24	1	28	0	4	1.85
Olsen, Kevin	3-3	4.37	10	10	0	0	0	0	55.2	58	30	27	4	1	13	0	47	0	3	1.27
Sanders, Scott	3-10	7.90	20	20	0	0	0	0	98.0	152	90	86	21	6	29	1	72	0	5	1.84
Small, Aaron	9-9	5.06	27	24	2	0	0	1	154.2	199	95	87	18	3	29	2	109	0	5	1.47
Sodowsky, Clint	9-7	5.40	48	0	0	0	2	12	68.1	76	45	41	8	5	32	1	39	0	3	1.58
*Tejera, Michael	8-4	3.97	22	19	0	0	0	1	113.1	109	56	50	17	6	39	0	88	0	3	1.30
Wayne, Justin	1-5	6.58	13	13	0	0	0	0	65.2	82	53	48	11	7	34	1	43	0	6	1.76
*Westmoreland, Clay	0-0	5.14	5	0	0	0	0	2	7.0	4	4	4	0	1	8	0	6	0	1	1.71
TOTALS	67-77	5.66	144	144	4	3	30	140	1262.1	1489	862	794	209	62	448	15	905	4	56	1.53

KEY: * - left-handed hitter/pitcher, # - switch hitter



YEAR-BY-YEAR STATISTICS

2005

Record: 78-66 Finish: 2nd in American Southern Division

MANAGER - Dean Treanor, PITCHING COACH - Jeff Schwarz/John Duffy, HITTING COACH - Reggie Jefferson, ATHLETIC TRAINER - Steve Miller

BATTERS	AVG	G	AB	R	H	2B	3B	HR	RBI	BB	IBB	K	SB	CS	OBP	SLG	OPS	SF	SAC	HBP	E
Aguila, Chris	.355	35	138	27	49	13	2	7	25	14	0	21	8	2	.412	.630	1.042	1	0	0	0
Ashby, Chris	.247	67	174	20	43	6	0	0	14	18	0	26	0	2	.323	.282	.605	1	2	2	7
*Barnes, Larry	.251	71	219	30	55	9	1	8	26	11	0	45	2	2	.288	.411	.699	2	1	1	6
Colangelo, Mike	.293	98	334	58	98	18	2	16	55	31	3	73	2	2	.365	.503	.868	6	2	10	3
#Delgado, Wilson	.285	98	351	52	100	22	5	6	37	29	1	55	3	4	.339	.427	.766	3	3	1	8
Dillon, Joe	.360	98	350	80	126	21	1	24	72	57	4	59	11	1	.459	.631	1.090	6	0	12	14
*Erickson, Matt	.286	18	49	6	14	1	0	0	4	3	0	8	0	0	.352	.306	.658	0	2	2	1
Hill, Jason	.333	2	3	0	1	0	0	0	1	0	0	2	0	0	.250	.333	.583	1	0	0	0
Jorgensen, Ryan	.197	53	137	20	27	5	0	2	11	21	3	46	1	0	.308	.277	.586	0	2	1	3
Little, Mark	.276	83	312	62	86	13	5	18	52	32	1	84	16	7	.366	.522	.888	3	1	14	3
#Niles, Drew	.295	25	61	11	18	3	0	2	13	6	0	13	1	0	.353	.443	.796	1	1	0	2
Pachot, John	.198	35	96	6	19	5	0	1	8	4	1	11	0	1	.228	.281	.509	1	2	0	1
*Padgett, Matt	.296	123	460	71	136	28	3	17	72	47	1	131	3	1	.361	.480	.842	5	0	3	5
*Read, Eric	.310	39	171	19	53	5	4	1	20	3	0	31	17	7	.335	.404	.739	1	2	4	1
Romano, Jason	.000	1	1	0	0	0	0	0	0	1	0	0	0	0	.500	.000	.500	0	0	0	0
*Sears, Todd	.323	92	316	46	102	14	2	13	63	38	4	75	0	1	.399	.503	.902	3	0	4	6
Shanks, James	.268	19	71	11	19	3	3	0	5	7	0	15	1	1	.333	.394	.728	0	0	0	2
Stokes, Jason	.283	13	46	12	13	1	1	5	15	3	0	16	2	0	.340	.674	1.014	0	0	1	2
#Wathan, Derek	.232	83	250	34	58	14	2	5	36	19	0	40	10	3	.289	.364	.653	2	4	2	5
Willingham, Josh	.324	66	219	56	71	14	3	19	54	47	1	54	5	1	.465	.676	1.131	4	0	9	5
Wilson, Josh	.257	143	526	88	135	31	6	17	82	48	2	114	17	7	.323	.435	.758	12	3	9	19
Wood, Jason	.301	129	452	75	136	18	3	21	77	48	1	81	5	3	.374	.493	.867	6	2	8	9
TOTALS	.282	144	4947	795	1396	251	43	183	749	495	22	1074	104	46	.354	.461	.815	58	53	83	125

PITCHERS	W-L	ERA	G	GS	CG	SHO	SV	SVO	IP	H	R	ER	HR	HB	BB	IBB	K	BK	WP	DP	WHIP	AVG
Bauer, Peter	3-5	6.91	15	14	0	0	0	0	71.2	88	63	55	14	10	33	0	43	0	4	9	1.69	.304
*Benz, Chad	0-1	4.01	31	0	0	0	1	2	33.2	36	20	15	4	1	14	0	32	0	2	4	1.49	.273
*Blank, Matt	3-0	2.91	13	3	0	0	0	0	34.0	35	12	11	1	0	10	1	19	0	1	9	1.32	.282
Bump, Nate	1-0	1.80	1	1	0	0	0	0	5.0	4	1	1	0	0	0	0	6	0	0	0	0.80	.211
Castillo, Frank	9-11	5.53	27	24	0	0	0	0	143.1	161	102	88	20	10	58	3	80	0	4	10	1.53	.288
Clontz, Brad	1-0	0.69	11	0	0	0	3	3	13.0	9	1	1	0	0	0	11	0	0	1	0	0.69	.196
Corey, Bryan	3-6	7.65	44	1	0	0	0	2	60.0	78	52	51	11	2	20	1	44	0	1	5	1.63	.312
*Crowell, Jim	2-4	2.67	55	0	0	0	12	15	60.2	54	19	18	6	3	14	2	44	0	3	8	1.12	.241
*De Los Santos, Valerio	0-0	1.69	6	0	0	0	1	1	5.1	7	1	1	0	0	1	0	6	0	1	0	1.50	.304
Flannery, Mike	1-0	5.40	14	0	0	0	0	0	16.2	16	10	10	3	0	12	0	11	0	0	0	1.68	.250
Flury, Pat	1-1	5.53	22	0	0	0	1	27.2	27	24	17	4	2	19	0	21	0	2	3	1.66	.267	
Fuell, Jerrod	0-1	5.68	8	0	0	0	0	1	6.1	8	4	4	2	0	4	0	4	0	1	1	1.89	.333
Fulchino, Jeff	11-7	5.06	29	29	0	0	0	0	153.0	179	102	86	21	11	67	3	101	0	9	19	1.61	.297
*Gracesqui, Franklyn	0-0	5.56	16	0	0	0	1	1	11.1	11	8	7	2	0	10	1	12	0	4	1	1.85	.256
Howard, Ben	6-3	4.63	54	3	0	0	2	7	83.2	85	49	43	13	5	29	1	87	0	2	5	1.36	.257
Martinez, Carlos	0-0	9.00	2	0	0	0	0	0	2.0	4	2	2	1	0	0	0	0	0	0	0	2.00	.400
Messenger, Randy	4-2	3.88	39	0	0	0	7	11	48.2	46	25	21	5	2	17	1	35	0	1	8	1.29	.251
Miadich, J.B.	3-2	2.20	29	0	0	0	11	14	32.2	23	10	8	2	1	20	1	59	0	7	2	1.32	.190
*Osborne, Donovan	5-3	4.87	14	14	0	0	0	0	81.1	91	49	44	12	6	27	1	53	0	0	8	1.45	.286
*Perisho, Matt	0-2	11.93	17	1	0	0	1	2	14.1	25	20	19	4	0	7	0	10	0	0	2	2.23	.391
Prieto, Ariel	9-5	3.78	25	21	1	0	0	1	133.1	144	65	56	13	7	37	0	98	1	4	19	1.36	.283
Riedling, John	4-0	3.00	14	0	0	0	3	4	21.0	19	9	7	0	1	9	1	15	0	1	3	1.33	.250
*Rodriguez, Joe	0-0	6.23	14	0	0	0	0	0	13.0	16	10	9	1	2	8	0	10	0	0	3	1.85	.302
Smith, Travis	7-8	4.08	18	17	0	0	0	0	103.2	107	54	47	12	5	31	1	73	0	5	16	1.33	.268
Sodowsky, Clint	0-0	9.00	6	0	0	0	0	0	5.0	10	6	5	1	1	3	0	1	0	1	2	2.60	.417
Valdez, Ismael	1-0	0.00	1	1	0	0	0	0	6.0	3	0	0	0	0	0	0	4	0	0	2	1.17	.158
*Walrod, Les	4-5	4.57	15	15	2	2	0	0	86.2	97	50	44	13	1	37	0	61	3	2	12	1.55	.291
TOTALS	78-66	4.73	144	144	3	4	42	65	1273.0	1383	768	669	165	72	491	17	940	4	55	152	1.47	.280

KEY: * - left-handed hitter/pitcher, # - switch hitter



2006 Record: 70-72 Finish: 4th in American Southern Division

MANAGER - Dean Treanor, PITCHING COACH - Tom Brown, HITTING COACH - Steve Phillips, ATHLETIC TRAINER - Steve Miller

BATTERS	AVG	G	AB	R	H	2B	3B	HR	RBI	BB	IBB	K	SB	CS	OBP	SLG	OPS	SF	SAC	HBP	E
Aceves, Jonathan	.333	1	3	0	1	0	0	0	0	1	0	0	0	0	.500	.333	.833	0	0	0	0
Aguila, Chris	.318	78	302	53	96	15	3	11	61	26	1	54	7	3	.369	.497	.866	4	0	1	2
Andino, Robert	.255	120	498	70	127	18	6	8	46	33	0	100	13	11	.303	.363	.667	6	8	4	20
Ashby, Chris	.308	68	198	27	61	12	0	4	38	16	0	28	2	1	.361	.429	.790	3	0	2	3
*Cepicky, Matt	.266	107	320	39	85	19	2	7	34	44	6	66	2	1	.352	.403	.756	2	0	0	2
Colangelo, Mike	.318	65	176	32	56	17	0	5	21	21	0	35	0	2	.413	.500	.913	2	0	9	0
Gonzalez, Edgar	.392	46	143	29	56	10	1	5	36	20	1	32	1	1	.473	.580	1.054	2	1	4	5
Hoover, Paul	.278	92	302	38	84	21	1	6	41	33	1	71	3	2	.351	.414	.765	4	1	3	12
Kinkade, Mike	.328	106	381	59	125	26	3	4	50	29	3	56	6	5	.405	.444	.848	3	1	22	18
Little, Mark	.291	88	251	39	73	16	3	3	30	31	1	70	8	6	.409	.414	.824	1	6	20	5
#Niles, Drew	.237	63	152	8	36	5	1	1	11	17	1	38	1	2	.310	.303	.613	2	3	0	3
*Reed, Eric	.303	95	390	68	118	20	9	5	39	24	1	94	20	9	.344	.438	.782	3	1	2	3
Rundgren, Rex	.192	8	26	1	5	1	0	0	2	1	0	4	0	0	.222	.231	.453	0	0	0	0
Schrager, Tony	.254	27	63	12	16	4	1	1	8	7	0	21	0	0	.347	.397	.744	0	0	2	0
Seabolt, Scott	.314	71	242	39	76	18	1	17	46	29	3	55	0	3	.391	.607	.998	4	0	4	6
*Sears, Todd	.222	2	9	0	2	0	0	0	0	0	0	2	0	0	.222	.222	.444	0	0	0	0
Shanks, James	.299	66	231	31	69	15	3	5	29	14	0	51	9	6	.347	.455	.801	0	3	3	2
Stokes, Jason	.257	65	237	39	61	13	2	7	34	35	0	85	2	1	.350	.418	.768	2	0	0	4
Trzesniak, Nick	.286	18	49	8	14	1	1	3	14	7	1	9	0	0	.368	.531	.899	1	0	0	2
Wilson, Tom	.299	86	278	49	83	24	0	10	46	31	0	68	1	2	.369	.493	.862	3	1	2	13
Wood, Jason	.288	123	441	64	127	23	3	11	77	42	1	92	1	1	.347	.429	.775	8	1	2	13
TOTALS	.288	142	4882	723	1405	283	41	118	680	471	20	1092	76	56	.357	.435	.792	50	45	83	127

PITCHERS	W-L	ERA	G	GS	CG	SHO	SV	SVO	IP	H	R	ER	HR	HB	BB	IBB	K	BK	WP	DP	WHIP	AVG
*Anderson, Jimmy	2-3	5.77	22	4	0	0	0	0	43.2	58	36	28	7	2	19	0	35	1	1	6	1.76	.326
*Blank, Matt	2-2	4.98	14	7	0	0	0	2	47.0	56	28	26	7	2	24	1	28	1	1	8	1.70	.318
*Bostick, Adam	1-2	4.67	5	5	0	0	0	0	27.0	39	20	14	4	0	13	0	30	0	1	1	1.93	.339
Brower, Jim	0-1	3.93	15	0	0	0	0	0	18.1	20	9	8	3	2	3	0	13	0	2	2	1.25	.282
Bump, Nate	0-2	6.35	6	2	0	0	0	0	11.1	23	9	8	2	0	3	0	6	0	1	3	2.29	.426
Carlyle, Buddy	3-1	1.93	13	2	0	0	0	0	28.0	17	6	6	3	1	7	1	22	0	0	2	0.86	.177
Clontz, Brad	6-5	3.57	57	0	0	0	23	24	58.0	58	29	23	4	4	26	1	54	0	2	7	1.45	.261
Fulchino, Jeff	6-10	4.50	25	24	0	0	0	0	140.0	144	82	70	12	15	56	0	109	1	9	18	1.43	.271
Gallard, Eddie	2-1	3.91	22	0	0	0	1	3	25.1	27	16	11	2	2	12	1	22	0	1	4	1.54	.276
Garcia, Jose	0-1	11.25	1	1	0	0	0	0	4.0	5	5	5	0	0	4	1	5	0	1	0	2.25	.294
*George, Chris	5-6	5.62	22	19	0	0	0	0	107.1	132	76	67	6	7	52	1	81	2	11	12	1.71	.311
German, Franklyn	0-1	8.53	8	0	0	0	0	1	6.1	11	6	6	0	3	2	1	6	0	0	1	2.05	.393
*Horgan, Joe	5-6	3.98	45	0	0	0	3	9	43.0	36	19	19	6	2	17	0	32	0	2	7	1.23	.232
Kensing, Logan	1-1	3.00	13	0	0	0	2	4	18.0	11	6	6	2	0	5	0	18	0	1	2	0.89	.180
Lee, David	0-0	6.00	6	0	0	0	0	0	9.0	12	7	6	2	0	5	0	6	0	1	0	1.89	.300
Messenger, Randy	0-0	9.00	4	0	0	0	0	0	3.0	1	3	3	0	0	3	0	1	0	0	1	1.33	.125
Miadich, J.B.	3-2	3.67	35	0	0	0	0	5	41.2	21	21	17	4	10	28	0	55	0	5	1	1.18	.147
*Olsen, Scott	0-0	0.00	1	1	0	0	0	0	6.1	5	1	0	0	0	3	0	5	0	1	2	1.26	.227
Petit, Yusmeiro	4-6	4.28	17	17	0	0	0	0	96.2	101	53	46	14	1	20	1	68	0	2	6	1.25	.268
*Pinto, Renyel	8-2	3.40	18	18	1	0	0	0	95.1	82	40	36	8	13	47	1	96	0	7	7	1.35	.232
Resop, Chris	4-0	3.81	40	0	0	0	2	4	49.2	49	21	21	4	1	15	2	43	1	1	4	1.29	.258
Rupe, Ryan	0-1	6.00	2	0	0	0	0	0	3.0	3	2	2	1	0	0	0	3	0	0	0	1.00	.273
*Stewart, Josh	1-3	6.37	13	5	0	0	0	0	35.1	42	29	25	5	2	15	0	21	0	2	5	1.61	.309
Ungs, Nic	9-9	3.99	26	24	3	1	0	0	144.1	165	80	64	14	5	45	3	80	1	3	13	1.45	.289
*Vargas, Jason	3-6	7.43	13	13	0	0	0	0	69.0	98	60	57	11	5	28	3	51	1	0	7	1.83	.348
Wilkerson, Wes	0-0	4.46	38	0	0	0	0	0	40.1	39	22	20	2	3	17	1	34	0	1	5	1.39	.247
Wolf, Ross	4-1	5.18	48	0	0	0	0	0	48.2	65	28	28	1	3	15	1	29	0	2	10	1.64	.335
Young, Chris	1-0	12.00	3	0	0	0	0	0	6.0	12	10	8	1	1	5	2	2	0	3	0	2.83	.444
*Yourkin, Matt	0-0	2.95	12	0	0	0	0	0	18.1	22	6	6	3	2	3	0	20	0	4	0	1.36	.310
TOTALS	70-72	4.58	142	142	4	8	31	52	1244.0	1354	730	633	128	86	492	21	975	8	65	134	1.48	.281

KEY: *- left-handed hitter/pitcher, # - switch hitter



Organization

2026 Isotopes

2025 In Review

Colorado Rockies

Opponents

Isotopes Records

ABQ Pro Baseball

History

Media Information

YEAR-BY-YEAR STATISTICS

2007 Record: 72-70 Finish: 2nd in American Southern Division

MANAGER - Dean Treanor, PITCHING COACH - Rich Gale, HITTING COACH - Steve Phillips, ATHLETIC TRAINER - Steve Miller

BATTERS	AVG	G	AB	R	H	2B	3B	HR	RBI	TB	BB	IBB	K	SB	CS	OBP	SLG	OPS	SF	SAC	HBP	E
Abercrombie, Reggie	.323	93	353	71	114	23	9	17	55	206	11	0	95	41	6	.361	.584	.944	2	2	11	9
Andino, Robert	.278	142	598	85	166	25	13	13	50	256	40	1	129	21	13	.322	.428	.751	3	2	1	34
Arlis, Patrick	.000	1	2	0	0	0	0	0	0	0	1	0	0	0	0	.333	.000	.333	0	0	0	0
Ashby, Chris	.224	51	152	19	34	6	0	5	23	55	24	0	30	0	1	.328	.362	.690	1	0	0	5
*Baker, John	.285	89	270	35	77	15	0	8	41	116	28	1	58	2	0	.360	.430	.789	1	0	4	6
#Beattie, Andrew	.277	74	206	34	57	8	2	13	46	108	34	0	58	6	4	.377	.524	.901	3	1	1	9
#Borchard, Joe	.355	22	76	19	27	3	0	8	28	54	15	3	12	1	2	.452	.711	1.162	2	0	0	1
Carroll, Brett	.314	88	318	60	100	21	6	19	70	190	18	0	69	0	4	.361	.597	.959	3	0	7	6
Davis, Brad	.500	1	2	0	1	1	0	0	1	2	1	1	0	0	0	.667	1.000	1.667	0	0	0	0
Gall, John	.300	113	413	75	124	28	3	13	58	197	38	1	49	10	4	.362	.477	.839	2	0	3	4
Hermansen, Chad	.283	89	293	46	83	15	3	9	44	131	30	0	84	9	2	.353	.447	.800	3	1	3	3
*Hermida, Jeremy	.200	2	5	0	1	0	0	0	2	1	1	0	0	0	0	.286	.200	.486	1	0	0	0
Hoover, Paul	.292	31	96	11	28	7	1	4	21	49	7	0	18	0	1	.333	.510	.844	2	0	0	2
Labandeira, Josh	.301	93	292	33	88	19	1	2	35	115	28	2	54	1	4	.368	.394	.762	2	3	4	13
#Linden, Todd	.375	14	48	10	18	3	1	1	10	26	8	0	12	0	1	.474	.542	1.015	0	0	1	0
*Martinez, Sandy	.000	3	9	0	0	0	0	0	0	0	1	0	2	0	0	1.000	.000	0	0	0	0	0
*Moore, Frank	.358	28	53	8	19	4	1	0	6	25	5	0	10	0	2	.414	.472	.885	0	1	0	1
Pasucci, Valentino	.284	132	447	93	127	27	1	34	98	258	67	2	123	9	1	.389	.577	.967	3	0	12	6
Phillips, Jason	.185	8	27	2	5	0	0	0	2	5	0	0	2	0	0	.179	.185	.364	1	0	0	0
#Raburn, Johnny	.292	21	48	10	14	4	0	0	6	18	6	0	5	2	1	.370	.375	.745	0	0	0	3
*Reed, Eric	.285	95	302	54	86	10	12	0	20	120	17	0	58	30	3	.323	.397	.720	4	7	2	3
Seabol, Scott	.300	139	503	100	151	29	7	32	105	290	56	1	95	6	2	.366	.577	.943	10	2	2	16
*Sears, Todd	.302	33	63	8	19	4	0	1	10	26	13	0	10	1	1	.416	.413	.828	1	0	0	1
#Sorensen, Zach	.227	11	22	2	5	0	0	0	1	5	8	0	4	0	1	.433	.227	.661	0	1	0	2
TOTALS	.287	142	4799	784	1377	256	60	180	741	2293	466	12	1062	139	53	.353	.478	.831	46	44	51	144

PITCHERS	W-L	ERA	G	GS	CG	SHO	SV	SVO	IP	H	R	ER	HR	HB	BB	IBB	K	BK	WP	DP	WHIP	AVG	
Barone, Daniel	7-0	4.09	10	10	0	0	0	0	61.2	60	30	28	6	1	14	0	31	0	3	8	1.20	.256	
Baugh, Kenny	7-9	8.19	21	19	1	0	0	0	96.2	134	95	88	14	9	60	1	59	0	11	8	2.01	.333	
Beattie, Andrew	0-0	0.00	3	0	0	0	0	0	2.2	2	0	0	0	0	0	0	1	0	0	0	0.75	.200	
Corcoran, Roy	4-4	3.54	53	0	0	0	15	21	61.0	63	30	24	1	2	33	4	52	0	6	6	1.57	.270	
Dorman, Rich	1-1	5.06	8	0	0	0	2	2	16.0	15	10	9	1	1	5	0	15	0	2	1	1.25	.246	
Etherton, Seth	0-2	7.88	2	2	0	0	0	0	8.0	17	12	7	5	0	4	0	4	0	0	1	2.63	.436	
Field, Nate	6-6	3.50	44	0	0	0	11	15	46.1	37	20	18	6	2	17	1	45	0	8	2	1.17	.211	
Fulchino, Jeff	6-2	5.83	16	16	0	0	0	0	88.0	108	63	57	13	4	39	3	55	0	3	9	1.67	.298	
Garcia, Harvey	4-1	6.19	42	0	0	0	1	1	48.0	59	35	33	9	1	22	2	45	0	5	3	1.69	.303	
Gardner, Lee	0-2	4.73	9	0	0	0	1	2	13.1	10	8	7	0	0	2	0	9	0	0	3	0.90	.222	
*George, Chris	7-11	5.56	26	26	0	0	0	0	139.1	157	94	86	21	4	68	1	95	0	8	15	1.61	.287	
*Julianel, Ben	2-2	6.23	27	1	0	0	0	0	39.0	49	32	27	4	1	22	1	34	0	4	4	1.82	.310	
Kensing, Logan	0-1	4.00	8	0	0	0	0	0	9.0	7	4	4	0	0	7	1	8	0	0	1	1.56	.212	
Labandeira, Josh	0-0	0.00	2	0	0	0	0	0	2.0	1	0	0	0	1	0	0	2	0	0	0	0.50	.143	
Martinez, Carlos	0-0	6.75	3	0	0	0	0	0	1.1	3	1	1	0	1	1	0	2	0	0	0	3.00	.429	
*McGinley, Blake	0-0	10.80	1	0	0	0	0	0	5.0	9	6	6	2	0	2	0	2	0	0	1	2.20	.409	
*Mildren, Paul	5-7	5.86	21	21	0	0	0	0	106.0	115	78	69	16	7	52	1	65	1	8	10	1.58	.282	
Miller, Justin	0-0	1.50	11	0	0	0	0	6	6	12.0	9	3	2	0	0	4	0	20	0	1	0	1.08	.196
Mobley, Chris	0-0	3.00	1	0	0	0	0	0	3.0	2	1	1	1	0	0	0	2	0	0	0	0.67	.200	
Moldrem, Craig	0-0	3.00	6	0	0	0	0	0	9.0	11	6	3	0	0	3	0	5	0	0	0	1.56	.275	
Nolasco, Ricky	0-2	14.09	4	4	0	0	0	0	15.1	29	26	24	6	2	4	0	15	0	2	0	2.15	.392	
Obermuller, Wes	4-1	4.55	11	11	0	0	0	0	63.1	67	36	32	6	2	27	0	45	0	5	5	1.48	.271	
*Ramirez, Erasmo	2-1	3.74	22	0	0	0	1	2	21.2	27	10	9	3	1	4	0	10	0	0	5	1.43	.314	
Rodriguez, Eddy	0-1	12.00	2	0	0	0	0	1	3.0	5	4	4	0	1	1	0	3	0	0	0	2.00	.357	
Rodriguez, Ricardo	2-4	6.43	14	10	0	0	0	0	56.0	78	44	40	5	3	14	0	31	0	3	9	1.64	.331	
Serrano, Jimmy	1-1	9.00	4	0	0	0	0	0	13.0	22	16	13	4	1	5	0	9	0	1	0	2.08	.373	
Silva, Jesus	0-1	5.68	3	2	0	0	0	0	19.0	21	12	12	6	0	3	0	8	0	0	1	1.26	.276	
*Tankersley, Taylor	0-1	4.76	7	0	0	0	0	1	5.2	3	3	3	1	0	2	0	5	0	0	0	0.88	.167	
Ungs, Nic	5-5	4.98	29	18	0	0	1	1	112.0	122	73	62	17	2	45	3	66	1	1	10	1.49	.280	
van den Hurk, Rick	2-0	2.25	2	2	0	0	0	0	12.0	6	3	3	3	0	4	0	14	0	1	2	0.83	.150	
Villafuerte, Brandon	1-0	0.00	3	0	0	0	0	0	3.1	1	0	0	0	0	0	0	3	0	0	0	0.30	.091	
Wolf, Ross	4-3	3.42	46	0	0	0	2	5	47.1	54	24	18	5	0	17	1	23	1	0	7	1.50	.293	
Young, Chris	0-2	6.17	32	0	0	0	0	1	35.0	51	32	24	6	4	12	1	13	1	3	4	1.80	.325	
*Yourkin, Matt	0-0	2.92	26	0	0	0	0	0	1	24.2	26	12	8	0	2	11	1	16	0	0	1	1.50	.268
Zarate, Mauro	2-0	2.38	25	0	0	0	0	0	4	34.0	29	9	9	2	2	12	0	23	0	1	1		

2008 Record: 68-75 Finish: 2nd in American Southern Division

MANAGER - Dean Treanor, **PITCHING COACH** - Rich Gale, **HITTING COACH** - Steve Phillips,
ATHLETIC TRAINER - Steve Miller, **STRENGTH & CONDITIONING COACH** - Gary McCoy

BATTERS	AVG	G	AB	R	H	2B	3B	HR	RBI	BB	IBB	K	CS	OBP	SLG	OPS	SF	SAC	HBP	E	
Andino, Robert	.287	43	181	28	52	14	3	6	26	18	0	31	9	5	.356	.497	.854	1	2	2	6
*Baker, John	.321	59	193	35	62	14	1	6	31	24	0	34	1	2	.398	.497	.896	2	0	2	3
Barnwell, Chris	.276	94	330	50	91	20	1	6	42	40	1	49	16	3	.364	.397	.761	4	4	8	9
#Beattie, Andrew	.296	129	442	72	131	26	4	11	60	40	0	87	13	4	.352	.448	.800	6	2	1	11
Bozied, Tagg	.306	123	425	86	130	28	3	26	80	50	3	76	7	2	.382	.569	.952	4	0	5	6
Brinkley, Dante	.220	33	82	13	18	5	0	2	9	12	0	28	3	0	.326	.354	.680	0	1	1	0
Carroll, Brett	.418	18	67	18	28	5	0	9	23	8	0	18	1	1	.480	.896	1.376	0	0	0	0
Concepcion, Alberto	.298	19	47	9	14	1	1	1	9	6	1	13	0	1	.400	.426	.826	0	0	2	4
Gall, John	.312	98	359	49	112	29	0	12	76	31	3	50	8	4	.369	.493	.862	4	1	4	2
*Gomez, Alexis	.234	23	77	12	18	5	1	4	12	8	0	18	5	2	.302	.481	.783	1	1	0	1
Hayes, Brett	.293	37	116	21	34	3	1	5	17	4	0	23	1	1	.331	.466	.796	1	2	3	2
Hoover, Paul	.251	50	175	27	44	8	0	6	19	14	0	44	1	1	.316	.400	.716	1	0	3	5
#Lambin, Chase	.300	114	307	55	92	15	5	14	54	36	2	83	2	1	.378	.518	.896	2	0	4	12
Lo Duca, Paul	.423	7	26	5	11	1	0	0	7	5	0	4	0	0	.516	.462	.978	0	0	0	0
*Lombard, George	.407	9	27	9	11	2	1	2	9	1	0	9	0	0	.429	.778	1.206	0	0	0	0
Mayorson, Manuel	.275	12	51	7	14	4	0	1	10	4	0	1	0	2	.321	.412	.733	1	1	0	0
*McPherson, Dallas	.275	127	448	94	123	22	3	42	98	76	3	168	14	6	.379	.618	.998	4	0	2	18
Miller, Jai	.267	117	434	67	116	22	5	19	56	52	3	133	20	6	.349	.472	.821	5	2	5	9
Mitchell, Lee	.238	12	21	4	5	2	0	0	1	4	0	6	0	0	.360	.333	.693	0	0	0	0
#Murphy, Tommy	.321	45	187	35	60	9	1	4	22	18	0	28	23	4	.380	.444	.824	0	4	0	6
Psomas, Grant	.500	7	18	5	9	1	0	3	7	2	0	2	0	0	.524	1.056	1.579	1	0	0	0
#Rabelo, Mike	.241	9	29	2	7	1	0	1	2	1	1	8	0	0	.267	.379	.646	0	0	0	1
*Randel, Kevin	.320	7	25	4	8	1	0	1	4	2	0	7	0	0	.370	.480	.850	0	0	0	0
*Reed, Eric	.118	4	17	2	2	0	0	0	1	0	0	4	1	1	.118	.118	.235	0	0	0	0
*Ryan, Michael	.321	33	109	15	35	7	2	9	27	7	1	26	1	0	.359	.670	1.029	1	1	0	3
*Scott, Lorenzo	.323	38	133	25	43	6	1	3	13	18	1	41	15	7	.405	.451	.856	1	0	1	2
Wood, Jason	.269	105	346	53	93	14	0	4	42	27	1	59	3	0	.330	.344	.674	3	2	6	2
TOTALS	.286	143	4867	812	1391	272	33	197	772	516	20	1123	147	53	.357	.477	.834	44	46	50	127

PITCHERS	W-L	ERA	G	GS	CG	SHO	SV	SVO	IP	H	R	ER	HR	HB	BB	IBB	K	BK	WP	DP	WHIP	AVG	
Barone, Daniel	1-5	6.61	9	9	1	1	0	0	47.2	62	37	35	9	4	8	0	40	0	1	1	1.47	.315	
Baugh, Kenny	3-1	5.65	15	3	0	0	0	0	36.2	44	24	23	6	2	19	0	24	0	0	5	1.72	.299	
Beattie, Andrew	0-0	4.50	2	0	0	0	0	0	2.0	1	1	1	0	0	2	0	1	0	0	1	1.50	.143	
Carvajal, Marcos	1-2	6.92	24	2	0	0	0	0	53.1	66	47	41	8	2	42	1	38	0	9	8	2.03	.310	
Corcoran, Tim	0-0	4.50	3	2	0	0	0	0	14.0	19	7	7	2	0	4	0	10	0	1	0	1.64	.328	
De La Cruz, Eulogio	13-8	4.34	25	25	0	0	0	0	147.1	139	85	71	13	8	60	0	118	0	19	18	1.35	.253	
Delgado, Jesus	0-0	11.81	6	0	0	0	0	0	10.2	17	14	14	2	0	4	0	6	0	1	1	1.97	.362	
Glen, William	0-1	27.00	1	1	0	0	0	0	2.0	5	6	6	0	1	3	0	1	0	0	0	4.00	.455	
Gwyn, Marcus	1-0	4.09	36	0	0	0	5	6	44.0	44	27	20	4	1	17	0	37	1	1	8	1.39	.267	
Hernandez, Gaby	2-8	7.24	13	13	0	0	0	0	64.2	94	59	52	14	3	26	0	54	0	4	3	1.86	.335	
Kensing, Logan	1-0	6.39	13	0	0	0	3	4	12.2	8	10	9	3	2	12	1	17	0	3	0	1.58	.174	
Keppel, Bob	9-11	5.99	28	27	1	1	0	0	159.1	208	120	106	26	7	57	2	85	0	8	32	1.66	.323	
Lindstrom, Matt	0-0	9.00	3	0	0	0	0	0	4.0	5	4	4	1	0	1	0	4	0	0	0	1.59	.294	
Martinez, Carlos	2-2	3.07	10	0	0	0	0	0	14.2	10	5	5	3	0	4	0	19	0	1	0	0.95	.189	
McCurdy, Nick	0-0	0.00	1	0	0	0	0	0	1.0	1	0	0	0	0	0	0	1	0	1	0	1.00	.200	
*Michalak, Chris	0-3	5.40	9	3	0	0	0	0	21.2	29	22	13	5	2	12	0	10	1	2	1	1.89	.322	
Miller, Justin	0-0	40.50	1	0	0	0	0	0	0.2	4	3	3	1	0	0	0	1	0	0	0	6.00	.667	
Mobley, Chris	0-0	27.00	5	0	0	0	0	0	4.0	16	12	12	0	0	3	0	2	0	3	0	4.75	.640	
Nelson, Joe	1-1	2.10	19	0	0	0	11	12	25.2	17	6	6	1	1	6	0	36	0	1	1	0.90	.187	
Nestor, Scott	1-1	7.44	85	0	0	0	0	0	61.2	54	51	51	9	6	49	1	64	0	6	3	1.67	.234	
Santos, Jarrett	0-1	11.74	4	0	0	0	0	0	7.2	12	10	10	2	2	3	0	1	0	0	3	1.96	.375	
*Saddon, Chris	10-9	5.09	28	27	2	0	0	0	152.0	170	95	86	23	10	69	1	126	1	10	18	1.57	.291	
*Tankersley, Taylor	2-1	1.71	29	0	0	0	0	0	31.2	32	8	6	2	3	17	1	28	0	2	5	1.55	.271	
Trahern, Dallas	5-11	6.16	21	21	0	0	0	0	111.0	141	87	76	20	9	45	2	71	1	4	14	1.68	.315	
van den Hurk, Rick	2-1	4.08	4	4	0	0	0	0	17.2	13	11	8	3	0	11	0	21	0	1	2	1.36	.200	
Villafuerte, Brandon	7-3	3.50	62	1	0	0	0	7	11	64.1	68	30	25	5	4	25	5	57	0	3	4	1.45	.278
Waechter, Doug	1-0	4.22	2	2	0	0	0	0	10.2	17	5	5	3	0	2	1	4	0	0	2	1.78	.362	
*Williams, Randy	0-2	4.33	33	0	0	0	1	2	27.0	28	14	13	3	1	14	2	34	0	2	3	1.56	.272	
Wolf, Ross	5-2	3.92	38	0	0	0	1	1	39.0	47	19	17	4	2	15	0	20	0	1	7	1.59	.309	
Woodard, Steve	1-2	6.04	24	3	0	0	0	0	53.2	68	38	36	9	4	13	1	47	0	4	2	1.51	.301	
TOTALS	68-75	5.50	143	143	4	4	28	36	1242.1	1439	857	759	181	74	543	18	977	4	88	142	1.60	.293	

KEY: * - left-handed hitter/pitcher, # - switch hitter



Organization

2026 Isotopes

2025 In Review

Colorado Rockies

Opponents

Isotopes Records

ABQ Pro Baseball

History

Media Information

YEAR-BY-YEAR STATISTICS

2009 Record: 80-64 Finish: 1st in American Southern Division (Lost best of five series to Memphis 3-0)

MANAGER - Tim Wallach, PITCHING COACH - Jim Slaton, HITTING COACH - John Moses,

ATHLETIC TRAINER - Greg Hargel, STRENGTH & CONDITIONING COACH - Stephen Downey

BATTERS	AVG	G	AB	R	H	2B	3B	HR	RBI	BB	IBB	K	SB	CS	OBP	SLG	OPS	SF	SAC	HBP	E
#Abreu, Tony	.353	54	218	36	77	18	3	11	48	12	2	37	3	1	.385	.615	.999	3	2	1	6
Ardoin, Danny	.269	30	104	11	28	7	1	0	10	5	0	19	0	1	.309	.356	.665	0	0	1	2
Arp, Ryan	.000	1	1	0	0	0	0	0	0	0	0	1	0	0	.000	.000	.000	0	0	0	0
*Brown, Dee	.290	121	396	79	115	35	0	19	80	57	5	63	9	3	.382	.523	.905	2	2	3	4
Castro, Juan	.182	3	11	1	2	0	0	0	0	0	0	3	0	0	.182	.182	.364	0	0	0	1
#Closser, JD	.295	69	220	28	65	14	0	2	31	29	0	41	4	3	.375	.386	.761	2	1	0	8
*DeWitt, Blake	.256	92	352	64	90	21	9	7	47	48	2	44	2	2	.349	.426	.775	3	0	4	8
Ellis, A.J.	.314	90	283	48	89	13	2	0	39	64	5	44	2	2	.438	.375	.813	6	4	3	6
Garcia, Sergio	.232	85	211	32	49	12	0	1	14	23	3	34	1	1	.318	.303	.621	3	11	5	3
#Gonzalez, Juan	.256	29	82	11	21	4	0	0	9	11	1	16	3	0	.340	.305	.645	1	2	0	1
*Griffin, John-Ford	.122	16	41	1	5	2	0	0	3	0	0	13	1	0	.143	.171	.314	0	0	1	0
*Harper, Brett	.363	24	80	11	29	7	0	4	16	5	0	8	0	0	.398	.600	.998	2	0	1	2
Hoffmann, Jamie	.284	68	257	44	73	14	3	8	48	32	2	37	10	8	.360	.455	.815	3	1	0	6
Hu, Chin-lung	.294	130	496	66	146	21	5	6	53	25	0	54	14	5	.332	.393	.725	4	14	5	12
#Jansen, Kenley	.185	8	27	1	5	0	0	0	2	1	0	7	0	0	.214	.185	.399	0	0	0	0
Jones, Mitch	.297	108	387	72	115	26	3	35	103	40	3	102	9	3	.364	.651	1.015	4	0	3	4
Luna, Hector	.351	91	313	59	110	18	6	17	62	28	1	52	4	2	.414	.610	1.025	2	0	7	11
Maza, Luis	.300	100	327	55	98	19	4	5	44	17	1	40	0	1	.340	.428	.768	4	2	5	4
*Mientkiewicz, Doug	.306	11	49	9	15	6	1	1	10	1	0	6	0	0	.308	.531	.838	2	0	0	0
Pasocui, Valentino	.211	61	194	31	41	8	1	8	29	34	1	55	2	0	.333	.387	.720	1	0	2	6
*Paul, Xavier	.328	31	116	13	38	10	2	2	16	10	1	22	8	2	.378	.500	.878	1	2	0	2
Ramirez, Manny	.000	2	3	0	0	0	0	0	0	1	0	1	0	0	.250	.000	.250	0	0	0	0
Repko, Jason	.277	110	393	70	109	20	4	16	47	28	0	81	24	7	.329	.471	.800	5	2	5	1
#Rosario, Jovanny	.264	51	106	15	28	1	2	1	4	1	0	15	4	1	.271	.340	.611	0	9	0	4
#Rose, Mike	.000	5	8	0	0	0	0	0	0	0	0	3	0	0	.000	.000	.000	0	0	0	1
Van Slyke, Scott	.167	3	6	1	1	0	0	0	0	2	0	1	0	0	.375	.167	.542	0	0	0	1
#Young, Delwyn	.111	3	9	0	1	0	0	0	0	1	0	2	0	0	.200	.111	.311	0	0	0	0
TOTALS	.283	144	4894	774	1387	283	47	143	735	483	27	868	100	42	.350	.448	.798	48	85	46	110

PITCHERS	W-L	ERA	G	GS	CG	SHO	SV	SVO	IP	H	R	ER	HR	HB	BB	IBB	K	BK	WP	DP	WHIP	AVG
Alvarado, Giancarlo	13-10	3.49	27	25	1	0	0	0	152.1	139	65	59	17	5	51	0	139	0	6	2	1.25	.240
*Arias, Marlon	0-0	11.37	5	0	0	0	0	0	6.1	8	8	8	3	0	5	1	7	0	0	0	2.05	.308
*Bastardo, Alberto	0-0	0.00	1	0	0	0	0	0	1.0	2	0	0	0	0	0	1	0	0	0	0	2.00	.400
Bonilla, Henry	3-11	6.03	41	5	0	3	6	77.2	90	55	52	7	2	29	4	59	0	4	8	1.53	.295	
*Cali, Carmen	0-2	4.22	9	0	0	0	0	0	10.2	17	5	5	1	0	2	1	14	0	0	0	1.78	.354
Choi, Hyang-Nam	9-2	2.34	33	0	0	0	0	3	57.2	51	18	15	6	0	21	3	77	3	0	5	1.25	.236
Corcoran, Tim	2-0	4.71	6	5	0	0	0	0	28.2	25	16	15	2	3	12	0	26	1	1	2	1.29	.240
DeBarr, Nick	2-0	7.36	23	0	0	0	0	3	29.1	39	25	24	8	2	12	1	25	0	0	3	1.74	.317
Durbin, J.D.	0-6	6.43	10	9	0	0	0	0	49.0	55	41	35	6	2	30	0	35	1	3	4	1.73	.282
*Elbert, Scott	2-1	3.74	8	7	1	1	1	0	33.2	34	16	14	2	2	14	0	38	1	4	4	1.43	.262
*Estes, Shawn	3-4	3.07	13	13	2	0	0	0	73.1	73	27	25	3	2	27	1	40	0	1	8	1.36	.264
Felix, Francisco	1-0	3.38	14	0	0	0	1	1	21.1	23	8	8	1	0	7	0	24	0	1	2	1.41	.277
Garcia, Harvey	0-1	10.80	2	0	0	0	0	1	1.2	3	2	2	1	2	2	1	0	0	0	0	3.00	.500
Haeger, Charlie	11-6	3.55	22	22	4	0	0	0	144.2	134	63	57	16	12	58	0	103	0	9	15	1.33	.247
*Kuo, Hong-Chih	0-0	4.50	2	0	0	0	0	0	2.0	2	1	1	0	0	1	0	1	0	0	0	1.50	.286
*Leach, Brent	2-0	6.75	18	0	0	0	1	3	18.2	17	17	14	2	2	16	2	20	0	3	3	1.77	.254
Lindblom, Josh	3-0	2.54	20	3	0	0	1	1	39.0	34	11	11	3	3	12	0	36	0	1	2	1.18	.236
Maza, Luis	0-0	0.00	1	0	0	0	0	0	0.2	1	0	0	0	0	1	0	0	0	0	0	3.00	.333
*Mazone, Brian	0-1	8.44	13	0	0	0	0	1	16.0	24	15	15	1	0	8	0	13	0	1	0	2.00	.338
McDonald, James	1-0	3.26	6	6	0	0	0	0	30.1	21	11	11	2	0	14	0	40	0	0	1	1.15	.196
*Milton, Eric	3-2	2.83	7	7	0	0	0	0	35.0	29	12	11	3	0	6	0	27	0	1	3	1.00	.225
*Ohman, Will	0-0	1.17	8	1	0	0	0	0	7.2	3	1	1	1	0	3	0	9	0	0	1	0.78	.120
Padilla, Vicente	1-0	3.60	1	1	0	0	0	0	5.0	3	2	2	1	0	3	0	5	0	0	0	1.20	.167
Pinango, Miguel	2-5	7.55	11	11	0	0	0	0	53.2	73	49	45	8	5	18	2	30	2	2	11	1.70	.332
Pollok, Dwayne	3-4	6.01	36	6	0	0	0	3	76.1	91	61	51	13	2	23	3	53	0	3	10	1.49	.296
*Randolph, Stephen	4-2	5.10	19	6	0	0	0	0	42.1	30	24	24	2	1	29	1	46	0	1	1	1.39	.203
Schlichting, Travis	1-0	1.42	13	0	0	0	0	0	12.2	8	3	2	0	1	8	0	7	0	1	2	1.26	.186
Schmidt, Jason	2-0	4.18	6	5	0	0	0	0	32.1	35	16	15	3	2	7	0	25	0	0	3	1.30	.289
Strickland, Scott	2-1	2.98	50	0	0	0	32	34	48.1	40	18	16	5	3	23	2	57	0	0	1	1.30	.220
*Stults, Eric	5-4	5.20	12	11	0	0	0	0	64.0	86	43	37	5	0	24	2	40	0	1	7	1.72	.330
Sturtze, Tanyon	0-1	6.14	8	0	0	0	4	5	7.1	9	6	5	1	0	5	0	7	0	0	1	1.91	.300
*Threets, Erick	3-0	1.52	33	0	0	0	1	1	41.1	29	10	7	1	2	16	0	28	0	2	7	1.09	.203
Vargas, Claudio	0-0	3.46	7	0	0	0	1	1	13.0	15	5	5	3	0	1	0	12	0	0	1	1.23	.28

2010 Record: 72-71 Finish: 2nd in American Southern Division

MANAGER - Tim Wallach, PITCHING COACH - Jim Slaton/Glenn Dishman, HITTING COACH - John Moses, ATHLETIC TRAINER - Greg Harrel, STRENGTH & CONDITIONING COACH - Stephen Downey

BATTERS	AVG	G	AB	R	H	2B	3B	HR	RBI	TB	BB	IBB	K	CS	OBP	SLG	OPS	SF	SAC	HBP	E	
Ausmus, Brad	.125	4	8	0	1	0	0	0	0	1	0	0	2	0	0	.125	.125	.250	0	0	0	0
Castro, Juan	.286	5	14	2	4	0	0	0	1	4	2	0	0	0	0	.375	.286	.661	0	0	0	1
#Closser, JD	.268	92	254	34	68	9	0	3	27	86	24	0	48	3	1	.332	.339	.671	1	4	1	7
Collado, Keyler	.400	1	5	1	2	0	0	0	1	2	0	0	1	0	0	.400	.400	.800	0	0	0	0
De Jesus, Ivan	.296	130	533	89	158	33	2	7	70	216	32	0	81	6	1	.335	.405	.740	6	7	2	18
Denker, Travis	.243	13	37	4	9	1	1	1	6	15	2	0	7	1	0	.300	.405	.705	0	0	1	1
Ellis, A.J.	.262	18	61	11	16	5	1	0	7	23	13	0	12	1	0	.400	.377	.777	0	1	1	2
*Ethier, Andre	.600	2	5	4	3	0	0	0	2	3	2	0	0	0	0	.667	.600	1.267	1	0	1	0
#Furcal, Rafael	.600	2	5	3	3	1	1	1	4	9	1	0	0	0	0	.667	1.800	2.467	0	0	0	0
*Gibbons, Jay	.347	95	352	60	122	28	1	19	83	209	19	2	30	0	0	.375	.594	.969	5	0	0	3
Green, Nick	.204	29	98	15	20	9	2	2	10	39	3	0	19	1	0	.235	.398	.633	0	2	1	4
Guerrero, Pedro	.500	2	2	0	1	0	0	0	0	1	0	0	0	0	0	.500	.500	1.000	0	0	0	0
#Herrera, Elian	.229	25	48	8	11	0	1	0	8	13	10	0	9	1	1	.356	.271	.627	1	0	0	2
Hoffmann, Jamie	.310	139	545	91	169	36	3	8	74	235	43	3	98	17	7	.369	.431	.800	5	4	11	1
Hu, Chin-lung	.317	58	208	37	66	11	1	4	25	91	8	2	16	8	1	.339	.438	.777	2	5	0	9
Lindsey, John	.353	107	408	74	144	41	4	25	97	268	19	0	78	0	0	.400	.657	1.057	4	0	16	8
Lopez, Esteban	.333	7	12	0	4	2	0	0	5	6	0	0	5	0	0	.333	.500	.833	0	0	0	0
May, Lucas	.296	73	260	47	77	13	3	11	45	129	22	0	60	4	2	.352	.496	.848	1	1	1	3
Mitchell, Russ	.315	127	505	97	159	38	2	23	87	270	38	2	78	1	3	.363	.535	.898	6	4	4	12
Nivar, Ramon	.271	24	70	11	19	6	1	1	8	30	2	0	7	0	0	.292	.429	.720	0	1	0	2
*Oeltjen, Trent	.347	49	199	40	69	18	5	5	33	112	23	2	43	14	5	.416	.563	.979	0	2	1	1
*Paul, Xavier	.325	57	228	46	74	20	1	12	38	132	18	4	41	7	3	.384	.579	.963	0	0	4	3
*Perez, Timo	.296	41	115	19	34	7	1	2	10	49	6	0	10	3	0	.336	.426	.762	0	1	1	0
Redman, Prentice	.332	61	214	43	71	13	2	10	41	118	25	2	42	7	2	.402	.551	.954	1	0	1	3
Restovich, Michael	.305	111	321	52	98	22	4	12	50	164	33	1	76	1	1	.371	.511	.882	1	0	1	5
Rivera, Mike	.125	14	48	4	6	2	0	2	2	14	2	0	19	0	0	.176	.292	.468	0	1	1	0
Sellers, Justin	.285	90	288	51	82	17	1	14	56	143	40	0	49	5	3	.371	.497	.867	6	7	3	18
Van Slyke, Scott	.289	12	38	5	11	4	0	1	5	18	0	0	7	0	0	.289	.474	.763	0	0	0	0
TOTALS	.302	143	5080	871	1533	341	37	163	816	2437	403	18	910	80	30	.357	.480	.837	42	65	53	116

PITCHERS	W-L	ERA	G	GS	CG	SHO	SV	SVO	IP	H	R	ER	HR	HB	BB	IBB	K	BK	WP	DP	WHIP	AVG
*Adkins, James	0-1	18.00	5	0	0	0	0	0	4.0	13	9	8	0	0	2	2	4	0	1	1	3.75	.542
Ayala, Luis	1-3	4.50	14	0	0	0	4	6	14.0	14	8	7	1	1	7	3	10	0	1	1	1.50	.259
*Bastardo, Alberto	5-4	6.99	12	12	0	0	0	0	56.2	81	57	44	9	2	19	1	39	0	2	8	1.76	.332
Blevins, Bobby	1-1	4.15	5	2	0	0	0	0	17.1	23	8	8	5	1	5	1	5	0	0	1	1.62	.354
Calero, Kiko	0-0	3.00	15	0	0	0	1	1	15.0	15	5	5	1	0	7	0	11	0	2	2	1.47	.268
Castillo, Jesus A.	1-5	10.27	6	4	0	0	0	0	23.2	34	27	27	4	0	15	1	13	0	2	3	2.07	.354
Choi, Hyang-Nam	1-2	5.84	12	0	0	0	0	1	24.2	37	19	16	0	0	7	0	17	0	0	1	1.78	.359
Colome, Jesus	0-0	33.75	3	0	0	0	0	0	1.1	4	5	5	0	0	2	0	1	0	1	0	4.50	.500
Corcoran, Tim	9-8	6.31	25	18	0	0	0	0	107.0	140	78	75	10	12	33	2	92	0	4	14	1.62	.324
Denker, Travis	0-0	**	1	0	0	0	0	0	0.0	4	5	5	1	2	0	0	0	0	0	0	**	1.000
Dohmann, Scott	1-2	5.82	47	0	0	0	16	20	51.0	64	33	33	8	2	20	2	42	0	2	5	1.65	.309
*Elbert, Scott	1-1	4.98	9	9	0	0	0	0	43.1	46	26	24	4	2	34	0	45	0	4	3	1.85	.277
Ely, John	5-4	6.22	13	13	1	0	0	0	68.0	70	48	47	10	3	29	0	56	1	3	8	1.46	.269
Etherton, Seth	5-7	5.33	19	17	0	0	0	0	103.0	120	66	61	16	3	23	1	95	0	3	4	1.39	.288
Felix, Francisco	2-0	4.26	2	2	0	0	0	0	12.2	11	6	6	3	1	3	0	11	0	1	3	1.11	.250
Geary, Geoff	0-1	5.06	8	0	0	0	0	0	10.2	13	6	6	0	0	4	0	16	0	0	0	1.59	.302
Gonzalez, Edgar	1-1	4.81	4	4	0	0	0	0	24.1	29	15	13	3	0	6	0	29	0	0	2	1.44	.296
Haeger, Charlie	4-3	5.70	11	10	0	0	0	0	53.2	45	38	34	4	1	42	0	41	0	8	3	1.62	.231
Herrera, Elian	0-0	18.00	1	0	0	0	0	0	1.0	3	2	2	1	0	1	0	0	0	0	0	4.00	.600
*Koronka, John	0-1	54.00	1	1	0	0	0	0	1.1	7	8	8	2	1	1	0	0	0	0	0	6.00	.636
*Leach, Brent	3-2	6.35	26	3	0	0	0	3	39.2	49	28	28	2	3	24	2	37	0	7	5	1.84	.299
Lindblom, Josh	3-2	6.54	40	10	0	0	0	4	95.0	143	79	69	12	7	32	3	84	1	6	8	1.84	.340
Link, Jon	3-2	3.71	45	1	0	0	4	9	60.2	65	33	25	5	1	21	6	55	0	3	6	1.42	.274
*Livingston, Bobby	0-1	14.85	3	1	0	0	0	0	6.2	16	11	11	1	1	1	0	3	0	1	0	2.55	.444
McDonald, James	6-1	4.41	12	12	0	0	0	0	63.1	64	31	31	4	5	24	0	57	0	2	3	1.39	.262
Miller, Justin	0-1	1.95	32	0	0	0	0	0	37.0	29	9	8	2	0	16	0	37	0	2	2	1.22	.213
Monasterios, Carlos	0-0	5.40	2	2	0	0	0	0	6.2	7	5	4	1	2	3	0	5	0	1	1	1.50	.269
Nivar, Ramon	0-0	9.00	1	0	0	0	0	0	1.0	1	1	1	1	1	0	0	1	0	0	0	1.00	.250
Padilla, Vicente	0-1	6.35	1	1	0	0	0	0	5.2	8	6	4	2	0	0	0	5	0	1	0	1.41	.320
*Perez, Juan	4-3	2.96	45	0	0	0	1	3	45.2	38	19	15	4	2	20	1	53	0	5	3	1.27	.224
*Perez, Timo	0-0	0.00	1	0	0	0	0	0	1.0	0	0	0	0	0	0	0	0	0	0	0	0.00	.000
Pratt, Jordan	0-0	18.00	1	0	0	0	0	0	1.0	2	2	2	1	0	1	0	1	0	1	0	3.00	.400
Rodriguez, Jesus	3-1	5.82	27	0	0	0	0	0	38.2	44	27	25	6	0	18	1	18	0	2	3	1.60	.274
Schlichting, Travis	3-0	4.75	27	0	0	0	1	3	47.1	55	27	25	5	3	13	0	29	2	1	6	1.44	.294
*Sherrill, George	0-0	0.00	2	1	0	0	0	0	1.2	2	0	0	0	0	0	0	3	0	0	0	1.20	.286
*Taschner, Jack	0-0	3.60	10	0	0	0	2	2	10.0	7	4	4	4	0	0	0	4	0	0	0	0.70	.184
Thompson, Eric	0-0	22.09	2	0	0	0	0	0	3.2	8	9	9	2	0	4	0	2	0	1	0	3.27	.421
Towers, Josh	2-5	8.05	8	8	0	0	0	0	38.0	62	42	34	9	1	6	0	18	0	1	0	1.79	.358
Troncoso, Ramon	0-2	5.73	15	0	0	0	1	1	22.0	23	14	14	5	0	11	1	19	0	0	2	1.55	.277
Vargas, Claudio	2-6	5.89	10	10	0	0	0	0	47.1	52	34	31	6	0	20	1	45	0	3	5	1.52	.277
Wade, Cory	3-0	4.91	21	0	0	0	2	3	29.1	35	16	16	4	3	3	0	20	0	0	0	1.30	.292
*White, Cody	3-0	7.33	8	2	0	0	0	0	23.1	34	21	19	3	0	17	0	15	0	1	4	2.19	.343
TOTALS	72-71	5.78	143	143	1	6	32 </															

YEAR-BY-YEAR STATISTICS

2011

Record: 70-74 Finish: 2nd in American Southern Division

MANAGER - Lorenzo Bundy, PITCHING COACH - Glenn Dishman, HITTING COACH - John Valentin,
 ATHLETIC TRAINER - Greg Harrel, STRENGTH & CONDITIONING COACH - Stephen Downey

BATTERS	AVG	G	AB	R	H	2B	3B	HR	RBI	TB	BB	IBB	K	SB	CS	OBP	SLG	OPS	SF	SAC	HBP	E
Becker, Joe	.310	70	187	24	58	9	3	3	12	82	14	0	39	0	0	.365	.439	.803	0	1	2	3
Blake, Casey	.144	4	14	1	2	1	0	0	0	3	2	0	8	0	0	.250	.214	.464	0	0	0	2
Castro, Juan	.440	9	25	6	11	2	1	0	3	15	2	0	5	0	0	.481	.600	1.081	0	0	0	0
#Closser, JD	.297	69	212	45	63	10	0	10	39	103	30	1	33	2	0	.378	.486	.864	4	0	0	9
Collado, Keyter	.333	1	3	1	1	0	0	0	0	1	0	0	0	0	0	.333	.333	.667	0	0	0	0
*Coon, Brad	.284	23	81	13	23	3	1	0	7	28	9	0	18	1	0	.359	.346	.704	1	2	1	0
De Jesus Jr., Ivan	.310	100	387	61	120	19	2	8	59	167	45	0	68	4	1	.389	.432	.820	2	3	6	15
Ellis, A.J.	.304	59	184	36	56	15	0	2	28	77	50	1	23	0	1	.467	.418	.885	1	6	7	3
Espino, Damaso	.292	65	202	28	59	4	1	4	32	77	15	0	29	2	0	.347	.381	.728	2	2	3	5
Federowicz, Tim	.325	25	83	17	27	7	0	6	17	52	15	0	20	0	0	.431	.627	1.058	2	0	2	0
#Furcal, Rafael	.385	4	13	2	5	1	0	1	6	9	3	0	1	0	0	.500	.692	1.192	0	0	0	2
*Gibbons, Jay	.300	76	263	38	79	12	1	9	46	120	44	2	44	1	0	.403	.456	.859	1	0	2	2
*Gordon, Dee	.333	70	288	51	96	10	6	0	24	118	18	1	40	30	4	.373	.41	.783	3	2	2	19
Hernandez, Bryant	.333	5	15	4	5	0	1	0	2	7	0	0	5	0	0	.444	.467	.911	0	0	3	1
Hoffmann, Jamie	.297	133	475	91	141	23	3	22	84	236	44	1	102	14	4	.356	.497	.853	9	0	5	0
Lindsey, John	.309	75	230	36	71	15	0	13	49	125	28	1	59	0	0	.404	.543	.947	2	0	10	1
#Mirabal, Charlie	.400	2	5	0	2	1	0	0	3	3	0	0	1	0	0	.400	.600	1.000	0	0	0	1
Mitchell, Russell	.283	93	336	66	95	22	2	16	69	169	46	0	62	1	1	.372	.503	.875	5	0	5	7
Ochoa, Ivan	.257	18	70	7	18	4	0	0	7	22	7	0	14	1	0	.329	.314	.643	1	1	1	6
*Oeltjen, Trent	.339	56	180	33	61	14	3	8	34	105	25	5	50	7	4	.429	.583	1.012	1	2	4	2
Ortiz, Wilberto	.125	11	24	4	3	2	0	0	1	5	4	0	5	0	0	.276	.208	.484	0	1	1	0
#Robinson, Trayvon	.293	100	368	70	108	9	6	26	71	207	45	2	122	8	6	.375	.563	.938	0	0	3	1
*Russell, Kyle	.211	11	38	6	8	2	1	1	3	15	8	0	10	1	0	.348	.395	.743	0	0	0	0
Sands, Jerry	.278	94	370	78	103	21	3	29	88	217	38	2	86	3	1	.344	.586	.931	7	0	3	9
Sellers, Justin	.304	89	270	57	82	17	2	14	49	145	41	2	57	3	3	.400	.537	.937	4	2	5	11
Smith, Corey	.239	66	201	27	48	7	0	7	22	76	10	0	50	1	0	.275	.378	.653	0	0	0	0
Thames, Marcus	.176	6	17	3	3	1	0	2	4	10	2	0	4	0	0	.263	.588	.851	0	0	0	0
#Velez, Eugenio	.339	55	218	33	74	15	3	2	31	101	11	0	36	6	6	.371	.463	.834	2	3	1	7
TOTALS	.292	144	4961	854	1451	251	39	183	805	2329	571	18	1081	85	31	.370	.469	.839	50	55	67	137

PITCHERS	W-L	ERA	G	GS	CG	SHO	SV	SVO	IP	H	R	ER	HR	HB	BB	IBB	K	BK	WP	DP	WHIP	AVG	
Acosta, Ryan	0-0	6.00	1	0	0	0	0	0	3.0	2	2	2	1	1	2	0	1	0	0	0	1.33	.182	
Alvarez, Mario	1-2	6.43	13	1	0	0	0	0	21.0	29	17	15	3	1	14	0	10	0	2	4	2.05	.337	
*Bastardo, Alberto	4-3	5.38	15	15	0	0	0	0	72.0	90	48	43	8	3	33	1	65	0	2	8	1.71	.308	
Broxton, Jonathan	0-0	4.50	2	2	0	0	0	0	2.0	2	1	1	0	0	1	0	5	0	0	0	1.50	.250	
Colon, Roman	2-1	4.85	27	0	0	0	3	4	29.2	33	20	16	5	1	7	2	17	0	1	3	1.35	.287	
Corcoran, Roy	1-2	6.25	19	0	0	0	1	4	31.2	43	22	22	1	3	16	1	20	0	0	7	1.86	.339	
*Dedeaux, Adam	0-0	8.80	10	0	0	0	0	0	15.1	24	15	15	6	0	11	0	9	0	3	4	2.28	.375	
*De La Rosa, Wilkin	3-0	2.25	8	0	0	0	0	1	8.0	6	2	2	0	0	1	9	0	6	1	1	1.88	.214	
*Elbert, Scott	2-0	5.02	13	0	0	0	3	4	14.1	13	9	8	1	1	9	0	16	0	1	2	1.53	.236	
Ely, John	7-8	5.99	25	25	2	1	0	0	144.1	178	109	96	21	7	44	0	99	2	7	5	1.54	.301	
*Eveland, Dana	12-8	4.38	25	25	2	1	0	0	154.0	151	83	75	11	11	61	0	107	0	8	25	1.38	.260	
Felix, Francisco	3-2	5.99	26	7	0	0	0	1	70.2	75	47	47	9	7	37	1	67	1	4	2	1.58	.272	
Housey, John	0-0	0.00	1	0	0	0	0	0	0.1	0	0	0	0	0	0	0	0	0	0	0	0.00	.000	
Huber, Jon	0-1	10.24	8	0	0	0	0	0	9.2	17	15	11	0	0	10	1	8	0	0	2	2.79	.405	
Jackson, Steven	0-2	15.88	2	2	0	0	0	0	5.2	11	11	10	2	0	5	0	2	0	1	0	2.82	.407	
*Keisler, Randy	7-7	4.67	23	19	0	0	0	0	111.2	118	69	58	10	4	50	0	81	0	3	11	1.50	.267	
*Kuo, Hung-Chih	0-0	0.00	2	0	0	0	0	0	1.2	0	0	0	0	0	1	0	3	0	0	0	0.60	.000	
Link, Jon	2-2	4.24	54	1	0	0	11	14	68.0	65	34	32	6	2	32	3	63	0	5	6	1.43	.260	
Miller, Justin	0-1	10.80	3	0	0	0	1	1	1.2	2	2	2	1	0	4	0	2	0	1	0	3.60	.286	
Monastenos, Carlos	0-0	9.00	1	1	0	0	0	0	4.0	9	6	4	0	0	4	0	2	0	1	1	3.25	.450	
Newby, Joey	2-6	6.31	25	5	0	0	0	1	51.1	60	39	36	6	6	30	3	42	0	6	5	1.75	.291	
Parisi, Mike	6-2	5.20	9	9	0	0	0	0	55.1	49	33	32	9	2	31	0	36	0	4	6	1.45	.241	
*Pfeiffer, David	1-3	8.00	25	0	0	0	0	1	36.0	52	40	32	11	3	14	2	27	0	1	3	1.83	.335	
Redding, Tim	2-7	6.59	13	13	1	0	0	0	69.2	91	59	51	11	2	22	1	48	0	2	4	1.62	.319	
Schlichting, Travis	5-3	7.10	51	0	0	0	4	10	64.2	78	54	51	11	7	30	4	51	0	3	4	1.67	.302	
Sexton, Tim	3-6	6.86	15	14	0	0	0	0	78.2	121	66	60	13	2	24	1	40	0	0	4	1.84	.357	
Snell, Ian	1-2	11.05	6	5	0	0	0	0	22.0	26	28	27	11	1	17	0	18	0	0	4	1.95	.295	
Troncoso, Ramon	2-4	5.05	35	0	0	0	0	5	57.0	59	36	32	8	1	26	0	41	0	2	12	1.49	.277	
Valdez, Merkin	4-2	3.58	38	0	0	0	4	7	50.1	47	23	20	1	4	24	1	43	1	2	8	1.41	.251	
Villarreal, Oscar	0-0	6.75	2	0	0	0	0	0	2.2	5	2	2	1	0	0	0	3	1	0	0	1.88	.385	
TOTALS		70-74	5.73	144	144	5	5	27	53	1256.1	1456	892	800	169	70	568	21	932	6	60	131	1.61	.293

KEY: * - left-handed hitter/pitcher, # - switch hitter



2012 Record: 80-64 Finish: 1st in American Southern Division (Lost best of five series to Omaha 3-2)

MANAGER - Lorenzo Bundy, PITCHING COACH - Glenn Dishman, HITTING COACH - John Valentini,
 ATHLETIC TRAINER - Yosuka Nakajima, STRENGTH & CONDITIONING COACH - Brandon McDaniel

BATTERS	AVG	G	AB	R	H	2B	3B	HR	RBI	TB	BB	IBB	K	SB	CS	OBP	SLG	OPS	SF	SAC	HBP	E
*Abreu, Bobby	.353	5	17	2	6	1	0	0	0	7	3	0	4	0	0	.450	.412	.862	0	0	0	0
*Angle, Matt	.303	115	393	62	119	18	5	5	47	162	41	2	82	13	3	.376	.412	.788	2	5	6	0
Baisley, Jeff	.284	62	225	37	64	15	2	8	41	107	20	2	46	0	1	.346	.476	.822	5	0	4	9
#Bard, Josh	.331	45	148	19	49	9	0	6	32	76	6	0	19	0	0	.355	.514	.868	1	0	0	4
Becker, Joe	.202	51	109	13	22	4	1	0	15	28	13	1	16	1	0	.287	.257	.544	0	4	0	3
Castellanos, Alex	.328	94	344	74	113	25	7	17	52	203	46	2	85	16	8	.420	.590	1.010	4	2	11	12
Cavazos-Galvez, Brian	.354	57	178	33	63	11	3	7	32	101	5	0	24	1	1	.376	.567	.944	1	1	2	2
Cilladi, Steve	.000	1	1	0	0	0	0	0	0	0	0	0	1	0	0	.000	.000	.000	0	0	0	0
Crúz, Luis	.318	74	289	46	92	31	3	8	46	153	13	1	34	1	2	.348	.529	.877	2	0	1	11
De Jesus, Ivan	.295	60	224	32	66	12	3	3	33	93	14	0	53	1	1	.333	.415	.749	4	0	1	8
Federowicz, Tim	.294	115	412	71	121	34	1	11	76	190	52	1	91	0	1	.371	.461	.832	7	1	3	12
Fields, Josh	.322	133	490	96	158	32	5	13	71	239	59	5	116	9	4	.392	.488	.880	7	3	2	12
*Gordon, Dee	.267	8	30	3	8	0	1	0	1	10	2	0	3	2	1	.313	.333	.646	0	0	0	2
*Gwynn, Tony	.338	19	68	12	23	4	1	0	7	29	8	1	12	4	1	.416	.426	.842	0	2	1	1
Hairston, Jerry	.000	2	6	0	0	0	0	0	0	0	0	0	0	0	0	.000	.000	.000	0	0	0	0
Henson, Tyler	.284	53	141	25	40	9	1	5	20	66	21	0	47	1	1	.374	.468	.842	1	3	0	4
#Herrera, Elian	.341	64	273	50	93	20	10	3	40	142	17	2	47	11	7	.381	.520	.901	2	3	2	9
Kemp, Matt	.500	4	16	6	8	2	0	2	6	16	0	0	2	0	0	.500	1.000	1.500	0	0	0	0
*Kennedy, Adam	.500	1	4	0	2	0	0	0	0	2	0	0	0	0	0	.500	.500	1.000	0	0	0	0
Martínez, Osvaldo	.255	39	102	8	26	2	0	0	8	28	6	0	14	0	0	.296	.275	.571	0	2	0	7
#Miles, Aaron	.235	18	68	7	16	2	1	1	7	23	6	0	8	0	0	.297	.338	.636	0	1	0	6
*Oeltjen, Trent	.294	112	402	72	118	22	8	13	61	195	35	3	106	14	9	.356	.485	.841	6	6	7	3
Ogle, Tyler	1.000	1	3	0	3	0	0	0	4	3	1	0	0	0	0	1.000	1.000	2.000	0	0	0	0
Rivera, Juan	.400	2	5	2	2	0	0	1	3	5	1	0	2	0	0	.571	1.000	1.571	0	0	1	0
*Russell, Kyle	.111	7	18	4	2	0	0	0	0	2	2	0	4	0	0	.200	.111	.311	0	0	0	0
Sands, Jerry	.296	119	452	84	134	17	4	26	107	237	59	1	106	1	0	.375	.524	.900	8	0	3	8
Sellers, Justin	.286	2	7	1	2	1	0	0	1	3	0	0	2	0	0	.250	.429	.679	1	0	0	0
Ivan Snyke, Scott	.327	95	358	68	117	34	1	18	67	207	46	1	64	5	3	.404	.578	.982	4	0	3	12
#Zawadzki, Lance	.000	5	13	1	0	0	0	0	0	0	1	0	4	0	0	.071	.000	.071	0	1	0	0
TOTALS	.298	144	5020	842	1495	309	58	148	793	2364	484	22	1088	80	43	.362	.471	.832	55	56	48	139

PITCHERS	W-L	ERA	G	GS	CG	SHO	SV	SVO	IP	H	R	ER	HR	HB	BB	IBB	K	BK	WP	DP	WHIP	AVG
*Antonini, Michael	2-7	5.71	30	13	0	0	0	0	86.2	105	64	55	17	4	39	3	57	1	2	3	1.66	.297
Barcelo, Lorenzo	0-0	6.00	1	0	0	0	0	0	3.0	6	2	2	0	0	0	0	1	0	0	1	2.00	.400
Belsario, Ronald	0-0	0.00	2	0	0	0	0	0	1.2	2	2	0	0	0	2	0	0	0	0	1	2.40	.286
Corcoran, Tim	0-0	21.60	3	0	0	0	0	0	3.1	8	8	8	2	1	4	0	2	0	1	1	3.60	.500
Ely, John	14-7	3.20	27	27	1	1	0	0	168.2	150	68	60	18	4	36	0	165	0	9	11	1.10	.238
Felix, Francisco	1-1	7.94	7	1	0	0	0	1	17.0	24	16	15	4	0	9	0	6	0	3	3	1.94	.364
Fields, Josh	0-0	9.00	1	0	0	0	0	0	1.0	3	1	1	0	1	0	0	1	0	0	0	3.00	.500
Fife, Stephen	11-7	4.66	25	24	0	0	0	0	135.1	157	85	70	13	10	44	1	93	1	10	9	1.49	.290
Guerra, Javy	0-0	8.31	3	0	0	0	0	0	4.1	7	4	4	0	0	1	0	3	0	0	0	1.85	.368
Guzman, Angel	2-1	4.43	23	0	0	0	2	4	22.1	27	12	11	2	0	6	0	17	1	0	4	1.48	.307
Johnson, Blake	3-1	5.74	21	5	0	0	0	1	42.1	45	28	27	6	1	13	0	32	0	1	1	1.37	.265
*Leach, Brent	1-2	7.02	10	0	0	0	1	3	16.2	26	16	13	3	0	8	0	16	0	0	2	2.04	.347
*Ledezma, Wil	3-3	6.99	38	0	0	0	3	7	37.1	43	30	29	7	1	21	0	48	0	11	3	1.71	.279
Lindsay, Shane	0-1	5.00	8	0	0	0	0	0	9.0	8	5	5	0	2	12	0	8	0	4	1	2.22	.242
*Loop, Derrick	11-4	4.88	34	13	0	0	0	3	103.1	101	61	56	11	7	44	2	67	4	6	17	1.40	.259
Montgomery, Bret	1-1	3.31	9	1	0	0	0	0	16.1	14	10	6	1	0	9	1	6	0	0	2	1.41	.246
Nieve, Fernando	7-9	5.96	25	24	0	0	0	0	119.1	162	91	79	19	7	38	0	107	0	11	10	1.68	.324
Paris, Mike	1-1	2.72	9	9	0	0	0	0	43.0	39	13	13	2	0	11	0	37	1	1	2	1.16	.250
*Rice, Scott	2-3	4.40	54	0	0	0	9	12	59.1	58	33	29	3	4	22	1	47	0	9	6	1.35	.256
Savage, Will	10-7	5.59	30	24	0	0	0	0	141.2	179	98	88	19	8	40	1	67	1	4	20	1.55	.317
*St. Clair, Cole	3-3	4.24	41	3	0	0	0	1	80.2	85	46	38	4	0	30	0	35	0	4	6	1.43	.274
*Threets, Erick	2-2	5.19	18	0	0	0	1	2	17.1	16	11	10	2	0	11	1	12	0	2	2	1.56	.246
Tolleson, Shawn	0-1	4.82	8	0	0	0	0	0	9.1	8	5	5	1	0	1	0	15	0	3	1	0.96	.222
Troncoso, Ramon	4-1	6.67	45	0	0	0	1	6	59.1	77	48	44	6	1	26	1	40	1	6	8	1.74	.316
Tucker, Ryan	0-0	4.50	4	0	0	0	0	0	4.0	6	2	2	0	0	0	0	4	0	0	0	1.50	.353
Vasquez, Luis	0-1	16.88	9	0	0	0	0	0	8.0	9	15	15	1	4	9	0	7	0	3	0	2.25	.300
Wall, Josh	2-1	4.53	55	0	0	0	28	30	53.2	50	30	27	7	2	20	0	52	0	4	5	1.30	.242
TOTALS	80	5.01	144	144	1	8	45	70	1264.0	1415	804	703	148	57	456	11	945	10	94	119	1.48	.284

KEY: * - left-handed hitter/pitcher, # - switch hitter



Organization

2026 Isotopes

2025 In Review

Colorado Rockies

Opponents

Isotopes Records

ABQ Pro Baseball

History

Media Information

YEAR-BY-YEAR STATISTICS

2013 Record: 76-68 Finish: 2nd in American Southern Division

MANAGER - Lorenzo Bundy, PITCHING COACH - Glenn Dishman, HITTING COACH - Franklin Stubbs, ATHLETIC TRAINER - Yosuka Nakajima, STRENGTH & CONDITIONING COACH - Travis Smith

Table with columns: BATTERS, AVG, G, AB, R, H, 2B, 3B, HR, RBI, TB, BB, IBB, K, SB, CS, OBP, SLG, OPS, SF, SAC, HBP, E. Lists player statistics for various players including Alfonso, Amezaga, Angle, Baker, Barden, Busch, Butera, Castellanos, Cilladi, Espino, Federowicz, Flores, Gonzalez, Gordon, Gwynn, Herrera, Kemp, Martinez, Moore, Ricardo, Rodriguez, Ryal, Sellers, Stewart, Towles, Van Slyke, Wallach, and a TOTALS row.

Table with columns: PITCHERS, W-L, ERA, G, GS, CG, SHO, SV, SVO, IP, H, R, ER, HR, HB, BB, IBB, K, BK, WP, DP, WHIP, AVG. Lists pitcher statistics for various players including Aguasviva, Ames, Capuano, Castro, Cofield, De La Cruz, Dominguez, Fife, Garcia, Gonzalez, Guerra, Infante, Johnson, Laffey, Lilly, Magill, Moylan, Ortega, Palmer, Patterson, Rasmussen, Sanchez, Smith, Tolleson, Vasquez, Wall, White, Wilson, and Withrow, followed by a TOTALS row.

KEY: * - left-handed hitter/pitcher, # - switch hitter



2014 Record: 62-80 Finish: 3rd in Pacific Southern Division

MANAGER - Damon Berryhill, **PITCHING COACH** - Glenn Dishman, **HITTING COACH** - Franklin Stubbs,
ATHLETIC TRAINER - Yosuka Nakajima, **STRENGTH & CONDITIONING COACH** - Travis Smith/Lauren Green

BATTERS	AVG	G	AB	R	H	2B	3B	HR	RBI	TB	BB	IBB	K	SB	CS	OBP	SLG	OPS	SF	SAC	HBP	E
Arreabarena, Erisbel	.333	26	84	7	28	3	2	1	11	38	10	1	26	1	1	400	452	.852	1	0	0	3
Barney, Darwin	.257	9	35	5	9	1	0	0	1	10	3	0	5	0	0	.316	286	.602	0	0	0	5
*Baxter, Mike	.289	119	412	72	119	25	8	7	36	181	45	1	87	12	5	.365	439	.804	3	2	6	4
*Bernadina, Roger	.246	23	57	8	14	2	2	0	2	20	12	0	23	2	0	.380	351	.731	1	0	1	1
*Buss, Nick	.261	26	92	12	24	3	3	1	16	36	8	0	12	0	2	.330	391	.721	1	1	2	1
Cannon, John	.571	6	7	1	4	0	0	0	0	0	0	0	1	0	0	.571	571	1.143	0	0	0	0
Cavazos-Galvez, Brian	.313	23	48	8	15	2	0	2	11	23	2	0	10	0	0	.333	479	.813	1	0	0	3
*Crawford, Carl	.455	4	11	4	5	0	2	0	1	9	0	0	2	1	1	.455	818	1.273	0	0	0	0
Ellis, A.J.	.400	2	5	1	2	0	0	1	2	5	1	0	1	0	1	.500	1,000	1,500	0	0	0	0
#Erickson, Griff	.297	60	155	19	46	10	1	7	29	79	21	2	31	1	1	.384	510	.894	0	1	1	5
Federowicz, Tim	.328	78	299	51	98	26	0	14	48	166	26	0	66	1	0	.383	555	.938	2	0	2	7
#Figgins, Chone	.286	19	63	12	18	3	0	0	3	21	11	1	14	2	1	.392	333	.725	0	0	0	1
Grider, Casio	.286	5	14	3	4	2	1	1	3	11	2	0	7	0	0	.375	.786	1.161	0	1	0	1
Guerrero, Alex	.329	65	243	38	80	14	5	15	49	149	10	0	44	4	0	.364	613	.978	1	0	4	6
Harris, Brendan	.333	6	15	1	5	1	0	0	1	6	4	0	2	0	0	.474	400	.874	0	0	0	0
*Hazeibaker, Jeremy	.222	22	90	12	20	3	2	4	11	39	2	0	27	6	2	.239	333	.672	0	0	0	0
#Ibarra, Walter	.269	97	338	32	91	11	0	5	32	117	14	0	68	6	4	.301	346	.648	1	4	2	8
Liddi, Alex	.219	44	146	22	32	8	0	6	16	58	19	1	53	0	2	.313	.397	.711	0	0	1	5
Meggs, Joseph	.000	1	1	0	0	0	0	0	0	0	0	0	0	0	0	.000	.000	.000	0	0	0	0
*Monell, Johnny	.261	38	115	11	30	8	1	3	17	49	10	0	24	3	0	.317	426	.744	1	0	0	2
Morales, Delvis	.269	29	67	7	18	3	0	0	7	21	10	1	14	1	1	.380	313	.693	0	1	2	2
Olivo, Miguel	.368	20	76	10	28	6	0	4	20	46	3	0	25	0	0	.407	605	1.013	0	0	2	4
*Pederson, Joc	.303	121	445	106	135	17	4	33	78	259	100	3	149	30	13	.435	582	1.017	2	1	5	7
Peterson, Brock	.387	45	155	32	60	15	1	9	36	104	18	0	30	1	0	.457	671	1.128	0	0	2	2
*Robinson, Clint	.312	119	429	77	134	31	5	18	80	229	64	2	84	0	0	.401	534	.935	4	0	2	6
#Robinson, Trayton	.235	117	400	51	94	23	2	6	30	139	35	2	112	11	7	.298	348	.646	2	4	2	3
Rojas, Miguel	.302	51	159	27	48	9	0	4	13	69	10	3	21	7	3	.353	434	.787	1	0	3	1
Romak, Jamie	.280	108	418	65	117	30	3	24	85	225	34	0	107	4	1	.335	538	.874	6	0	4	14
Triunfel, Carlos	.223	89	300	28	67	12	4	4	40	99	12	2	55	2	1	.256	330	.586	3	4	2	14
TOTALS	.283	142	4833	730	1369	270	46	169	688	2238	490	19	1171	95	46	.353	.463	.816	30	40	44	119

PITCHERS	W-L	ERA	G	GS	CG	SHO	SV	SVO	IP	H	R	ER	HR	HB	BB	IBB	K	BK	WP	DP	WHIP	AVG
Abreu, Juan	0-0	7.11	8	0	0	0	0	1	6.1	9	5	5	0	0	7	0	4	0	2	1	2.53	.346
Baez, Pedro	0-0	4.76	23	0	0	0	6	6	22.2	27	12	12	4	2	4	0	20	1	2	3	1.37	.303
Bennett, Jeff	8-6	3.83	21	21	1	0	0	0	120.0	137	63	51	11	4	44	0	82	0	7	12	1.51	.287
Billings, Bruce	1-1	6.75	5	0	0	0	0	0	14.2	26	13	11	2	0	8	0	16	0	0	0	2.32	.394
Cannon, John	0-0	4.50	1	0	0	0	0	0	2.0	1	1	1	0	0	1	0	2	0	0	0	1.00	.143
Carpenter, Drew	3-1	7.74	16	6	0	0	1	1	47.2	67	49	41	3	3	20	0	40	0	1	3	1.83	.332
*Carson, Robert	2-5	5.40	18	0	0	0	0	2	25.0	35	18	15	3	1	12	0	30	0	1	1	1.88	.315
Demel, Sam	1-2	6.41	21	6	0	0	5	6	46.1	55	33	33	9	2	18	1	43	0	4	6	1.58	.294
Dominguez, Jose	1-2	3.24	31	0	0	0	10	14	33.1	31	15	12	1	4	18	0	39	1	4	1	1.47	.244
Edlefsen, Steve	0-1	11.88	6	0	0	0	0	1	8.1	15	11	11	0	0	10	0	2	0	2	1	3.00	.417
*Elbert, Scott	0-2	4.91	18	0	0	0	0	3	14.2	17	10	8	2	1	7	0	15	0	1	2	1.64	.304
Enright, Barry	0-4	8.10	8	5	0	0	0	0	33.1	53	31	30	8	0	8	0	16	0	0	3	1.83	.366
Fife, Stephen	2-2	7.01	11	9	0	0	0	0	43.2	65	35	34	2	2	15	0	27	0	3	7	1.83	.351
Frias, Carlos	8-4	5.01	16	15	2	0	0	0	91.2	114	57	51	4	2	21	0	65	3	7	11	1.47	.307
Garcia, Yimi	4-2	3.10	47	0	0	0	5	6	61.0	58	23	21	5	5	18	0	69	0	0	4	1.25	.249
Germano, Justin	1-1	9.88	3	2	0	0	0	0	13.2	20	15	15	4	0	2	0	14	0	0	1	1.61	.339
*Hynes, Colt	1-3	4.08	42	0	0	0	2	6	53.0	56	25	24	6	1	10	0	46	0	2	5	1.25	.271
Judy, Josh	2-2	5.79	23	0	0	0	2	4	28.0	35	20	18	1	1	8	0	24	0	1	2	1.54	.315
Lee, Zach	7-13	5.38	28	27	0	0	0	0	150.2	177	105	90	18	6	54	0	97	0	5	19	1.53	.297
Magill, Matt	7-6	5.21	36	12	0	0	0	0	84.2	80	53	49	8	6	59	1	70	0	13	8	1.64	.254
Martinez, Fabio	1-0	3.18	5	0	0	0	0	0	5.2	6	4	2	0	1	2	0	3	0	2	1	1.41	.300
*Moskos, Daniel	1-0	6.52	9	0	0	0	0	1	9.2	10	7	7	0	3	5	0	8	0	1	0	1.55	.270
Patterson, Red	5-8	5.79	29	20	0	0	1	1	121.1	140	79	78	21	7	43	2	104	0	5	14	1.51	.293
Peterson, Brock	0-0	4.50	2	0	0	0	0	0	2.0	1	1	1	0	0	0	0	1	0	0	0	0.50	.143
Ravin, Josh	1-0	4.22	11	0	0	0	2	3	10.2	12	6	5	1	0	7	0	8	0	0	2	1.78	.286
*Reed, Chris	0-3	10.97	5	5	0	0	0	0	21.1	37	28	26	5	2	11	0	18	0	2	4	2.25	.378
*Rodriguez, Paco	2-3	4.40	32	0	0	0	1	3	28.2	25	16	14	4	0	17	2	35	0	2	3	1.47	.231
Smith, Steve	2-4	7.32	21	6	0	0	0	0	62.2	81	52	51	16	3	23	1	37	1	4	8	1.66	.312
Sosa, Henry	1-2	3.72	7	7	0	0	0	0	36.1	39	21	15	1	1	12	0	27	0	0	4	1.40	.273
Souza, Justin	1-1	7.13	12	0	0	0	0	0	17.2	24	14	14	3	2	4	0	12	0	0	1	1.58	.333
Struck, Nick	0-1	5.63	2	1	0	0	0	0	8.0	13	6	5	2	0	0	0	2	0	0	2	1.63	.394
TOTALS	62-79	5.50	142	142	3	6	35 </															

YEAR-BY-YEAR STATISTICS

2015

Record: 62-82 Finish: 3rd in Pacific Southern Division

MANAGER - Glenallen Hill, **PITCHING COACH** - Darryl Scott, **HITTING COACH** - Dave Hajek, **BULLPEN CATCHER** - Aaron Munoz, **ATHLETIC TRAINER** - Heath Townsend, **STRENGTH & CONDITIONING COACH** - Brian Buck/Mike Japerson

BATTERS	AVG	G	AB	R	H	2B	3B	HR	RBI	TB	BB	IBB	K	SB	CS	OBP	SLG	OPS	SF	SAC	HBP	E
#Adames, Cristian	.311	116	463	62	144	20	3	11	51	203	36	3	56	11	7	.362	.438	.800	2	8	2	13
*Baker, Abel	.267	9	30	3	8	3	0	0	4	11	4	1	11	0	0	.353	.367	.720	0	0	0	0
Barfield, Jeremy	.267	42	120	10	32	7	1	3	15	50	10	0	25	0	0	.318	.417	.735	2	0	0	1
Barnes, Brandon	.205	33	132	19	27	6	0	5	12	48	10	0	34	7	3	.266	.364	.629	0	0	1	0
*Bernadina, Roger	.276	119	373	62	103	18	4	15	62	174	58	4	121	20	6	.383	.466	.849	1	8	7	6
#Bond, Brock	.259	45	81	7	21	1	0	0	5	22	11	0	15	3	1	.344	.272	.616	1	3	0	0
Casteel, Ryan	.292	34	130	12	38	8	1	2	20	54	2	0	33	2	1	.301	.415	.716	1	1	0	5
Culberson, Charlie	.200	5	20	3	4	1	0	1	2	8	0	0	6	0	0	.200	.400	.600	0	0	0	1
*Dickerson, Corey	.286	7	28	3	8	1	0	1	3	12	1	0	4	0	0	.310	.429	.739	0	0	0	0
#Galvez, Cesar	.000	1	3	0	0	0	0	0	0	0	1	0	0	0	0	.250	.000	.250	0	0	0	0
Gameau, Dustin	.274	81	303	44	83	16	0	15	61	144	28	2	44	2	1	.335	.475	.811	4	3	2	5
McBride, Matt	.328	78	308	59	101	30	1	12	49	169	23	1	41	5	1	.380	.549	.929	2	0	4	4
Murphy, Tom	.271	33	129	19	35	9	2	7	19	69	5	1	43	0	1	.301	.535	.836	1	0	1	8
Nina, Angelys	.300	114	420	57	126	21	5	4	50	169	22	2	46	18	7	.333	.402	.735	3	2	0	18
Osborne, Zach	.000	2	4	0	0	0	0	0	0	0	0	0	0	0	0	.000	.000	.000	0	0	0	0
Parker, Kyle	.280	93	357	53	100	19	4	9	58	154	24	1	102	6	4	.326	.431	.758	3	2	2	6
*Paulsen, Ben	.256	36	125	19	32	8	2	3	15	53	15	0	34	1	0	.340	.424	.764	0	0	1	2
*Ribera, Jordan	.167	4	6	0	1	0	0	0	0	0	0	0	0	0	0	.167	.167	.333	0	0	0	0
Rivera, Jose	.258	51	132	15	34	8	0	1	9	45	6	1	36	0	1	.295	.341	.636	0	2	1	4
Rosano, Wilin	.297	38	148	18	44	12	1	7	23	79	5	0	31	1	1	.329	.534	.863	0	0	2	7
Smalling, Tim	.256	115	367	47	94	12	1	6	37	126	26	1	61	7	3	.314	.343	.658	2	3	6	13
Story, Trevor	.277	61	256	37	71	20	4	10	40	129	16	1	68	7	1	.324	.504	.828	1	0	2	11
Stubbs, Drew	.263	38	137	22	36	4	3	2	20	52	24	0	39	6	3	.376	.380	.755	2	0	2	0
*Wheeler, Tim	.245	124	384	56	94	15	1	10	45	141	58	4	122	16	0	.345	.367	.712	4	7	3	3
*Wong, Joey	.197	21	61	5	12	3	2	0	8	19	2	0	15	1	0	.219	.311	.530	1	1	0	3
#Ynoa, Rafael	.286	56	224	29	64	12	4	1	11	87	16	1	36	5	1	.333	.388	.722	0	3	0	6
TOTALS	.272	144	4897	667	1333	257	39	125	628	2043	414	23	1087	118	42	.332	.417	.749	31	73	36	126

PITCHERS	W-L	ERA	G	GS	CG	SHO	SV	SVO	IP	H	R	ER	HR	HB	BB	IBB	K	BK	WP	DP	WHIP	AVG	
Arrowood, Ryan	1-1	7.29	18	1	0	0	0	1	33.1	42	27	27	8	1	15	0	25	0	3	1	1.71	.331	
*Barfield, Jeremy	0-0	0.00	1	0	0	0	0	0	2.0	1	0	0	0	0	0	0	4	0	0	0	0.50	.143	
Bergman, Christian	0-0	0.00	2	2	0	0	0	0	5.0	2	0	0	0	0	2	0	6	0	0	0	0.80	.125	
Betancourt, Rafael	0-0	13.50	1	0	0	0	0	1	1.1	2	2	2	1	0	1	0	2	0	0	0	2.25	.333	
Bettis, Chad	3-2	3.46	7	7	0	0	0	0	39.0	41	16	15	5	1	10	0	33	0	1	4	1.31	.273	
*Brothers, Rex	5-2	4.46	45	0	0	0	3	5	42.1	27	24	21	1	2	44	0	61	0	5	4	1.68	.181	
Brown, Brooks	0-0	6.00	16	0	0	0	0	0	15.0	20	10	10	1	0	5	0	17	0	0	0	1.67	.323	
Broyles, Shane	0-0	0.00	4	0	0	0	0	0	5.1	1	0	0	0	0	3	0	4	0	0	1	0.75	.063	
Burke, Devin	0-0	1.23	4	0	0	0	0	0	7.1	2	1	1	0	0	2	0	8	0	0	1	0.55	.087	
Butler, Eddie	2-6	5.40	11	11	0	0	0	0	63.1	71	43	38	6	3	25	0	37	1	4	7	1.52	.293	
Carle, Shane	0-1	9.00	1	1	0	0	0	0	6.0	9	6	6	1	0	1	0	3	0	0	0	1.67	.333	
Castro, Miguel	2-0	1.32	11	0	0	0	0	4	13.2	6	3	2	0	1	7	2	10	0	4	1	0.95	.136	
Castro, Simon	5-5	3.79	36	0	0	0	0	2	57.0	53	27	24	6	3	20	0	74	2	4	4	1.28	.242	
*De La Rosa, Jorge	0-0	3.00	2	2	0	0	0	0	9.0	9	4	3	2	0	3	0	7	0	0	2	1.33	.265	
Diaz, Jairo	3-5	4.58	47	0	0	0	8	14	55.0	51	31	28	6	4	37	0	50	0	2	7	1.60	.245	
*Flande, Yohan	3-3	7.11	6	6	0	0	0	0	31.2	55	30	25	8	1	7	1	11	1	1	5	1.96	.379	
German, Gonzalez	0-0	2.70	3	0	0	0	0	0	3.1	3	1	1	0	0	1	0	4	0	2	0	1.20	.231	
Gomez, Leuris	0-2	6.75	8	3	0	0	0	0	21.1	26	16	16	2	1	9	0	20	1	3	2	1.64	.299	
Gonzalez, Nelson	4-3	3.53	30	0	0	0	1	51.0	46	28	20	5	0	17	0	51	0	5	12	1.24	.250		
Gray, Jon	6-6	4.33	21	20	1	0	0	0	114.1	129	61	55	9	4	41	2	110	1	9	8	1.49	.281	
*Gurka, Jason	2-1	3.18	21	1	0	0	0	0	39.2	42	14	14	3	3	12	1	33	0	1	7	1.36	.280	
Hale, David	0-3	6.66	11	11	0	0	0	0	50.0	68	40	37	4	2	21	1	37	0	2	9	1.78	.333	
Hawkins, LaTroy	0-0	7.71	5	0	0	0	0	1	4.2	8	4	4	0	0	0	1	4	0	1	0	1.93	.348	
*Hernandez, Carlos	1-1	4.91	3	3	0	0	0	0	11.0	13	6	6	2	0	1	0	6	0	0	1	1.27	.289	
Jurrjens, Jair	2-5	6.88	17	14	0	0	0	0	70.2	105	62	54	9	1	23	1	39	0	2	6	1.81	.344	
Kahnle, Tommy	1-3	4.67	21	0	0	0	0	6	9	27.0	19	14	14	3	1	12	0	28	0	5	0	1.15	.196
*Laffey, Aaron	5-4	3.90	27	12	0	0	0	0	90.0	103	45	39	7	1	42	4	63	1	5	10	1.61	.289	
*Lannan, John	6-10	5.39	26	25	1	0	0	0	152.0	209	107	91	11	1	40	1	83	0	4	21	1.64	.329	
*Matzek, Tyler	0-1	8.74	10	1	0	0	1	1	11.1	5	12	11	1	1	17	0	15	0	3	0	1.94	.128	
Miller, Justin	0-2	2.30	25	0	0	0	7	9	27.1	20	7	7	2	2	8	0	33	0	1	0	1.02	.192	
Oberg, Scott	1-0	1.13	7	0	0	0	2	2	8.0	14	1	1	0	0	2	0	11	0	0	0	2.00	.378	
*Owens, Rudy	2-3	6.17	8	7	0	0	0	0	35.0	44	25	24	2	0	12	0	24	0	1	2	1.60	.312	
*Roberts, Ken	1-3	5.12	23	0	0	0	0	1	31.2	50	24	18	3	0	4	0							

2016

Record: 71-72 Finish: 2nd in Pacific Southern Division

MANAGER - Glenallen Hill, **PITCHING COACH** - Darryl Scott, **HITTING COACH** - John Shelby, **BULLPEN CATCHER** - Michael Ramirez, **ATHLETIC TRAINER** - Heath Townsend, **STRENGTH & CONDITIONING COACH** - Marcus Lefton

BATTERS	AVG	G	AB	R	H	2B	3B	HR	RBI	TB	BB	IBB	K	SB	CS	OBP	SLG	OPS	SF	SAC	HBP	E	
Barnes, Brandon	.282	64	238	30	67	13	2	5	32	99	15	1	58	11	5	.323	.416	.739	1	1	0	4	
Bianchi, Jeff	.245	66	216	14	53	3	2	2	19	66	22	2	49	1	2	.314	.306	.619	1	4	0	4	
Cardullo, Stephen	.308	115	406	71	125	26	5	17	72	212	37	2	58	6	3	.367	.522	.889	5	0	4	4	
Casteel, Ryan	.230	43	152	19	35	8	2	3	20	56	8	1	47	0	1	.273	.368	.642	0	0	1	3	
Castellanos, Alex	.299	49	164	27	49	10	1	6	25	79	13	1	59	1	0	.364	.482	.846	2	0	5	4	
Ciriaco, Juan	.045	9	22	1	1	0	0	0	0	1	0	0	4	0	0	.045	.045	.091	0	0	0	1	
Cuevas, Noel	.234	44	137	13	32	4	3	1	8	45	8	0	28	4	2	.293	.328	.622	1	1	4	1	
*Dahl, David	.484	16	62	17	30	6	2	5	16	55	6	1	11	1	2	.529	.887	1.417	0	0	0	1	
Decker, Cody	.208	14	53	6	11	3	0	2	4	20	2	0	21	0	0	.246	.377	.623	1	0	1	1	
*Descalso, Daniel	.400	4	15	1	6	1	0	0	1	7	3	0	2	0	1	.500	.467	.967	0	0	0	1	
#Galvez, Cesar	.400	3	5	0	2	0	0	0	1	2	1	0	0	1	0	.500	.400	.900	0	0	0	0	
Gameau, Dustin	.292	52	185	31	54	11	0	15	35	110	16	0	43	2	0	.367	.595	.961	2	1	7	0	
Hundley, Nick	.182	4	11	0	2	1	0	0	3	3	2	0	6	0	0	.308	.273	.580	0	0	0	1	
Murphy, Tom	.327	80	303	53	99	26	7	19	59	196	16	0	78	1	1	.361	.647	1.008	1	0	1	8	
Nelson, Chris	.232	69	203	21	47	5	1	3	33	63	8	0	32	0	0	.273	.310	.583	1	2	4	7	
*Parra, Gerardo	.150	5	20	2	3	0	0	0	3	3	0	0	5	0	0	.150	.150	.300	0	0	0	0	
*Patterson, Jordan	.293	119	427	75	125	24	7	14	61	205	47	1	118	10	0	.376	.480	.856	5	3	13	5	
*Paulsen, Ben	.278	78	288	44	80	17	5	6	40	125	24	0	64	1	0	.331	.434	.765	2	0	0	5	
#Reyes, Jose	.303	9	33	7	10	0	0	2	2	16	7	1	4	3	0	.425	.485	.910	0	0	0	1	
Smalling, Tim	.233	76	232	27	54	4	1	3	27	69	15	1	36	0	2	.282	.297	.580	0	4	1	4	
Swanner, Will	.194	10	31	5	6	1	0	1	4	10	4	0	13	0	0	.286	.323	.608	0	0	0	0	
*Tapia, Raimel	.346	24	104	14	36	5	5	0	14	51	2	0	12	6	3	.355	.490	.845	3	0	1	0	
*Tauchman, Mike	.286	129	475	72	136	24	7	1	51	177	40	2	77	23	10	.342	.373	.714	4	6	2	5	
*Valaika, Pat	.209	28	110	8	23	3	8	1	1	13	36	2	0	28	2	0	.226	.327	.553	2	0	1	1
#Vazquez, Jan	.000	1	1	0	0	0	0	0	0	0	0	0	0	0	0	.000	.000	.000	0	0	0	0	
*Williams, Jackson	.095	6	21	2	2	1	0	0	2	3	0	0	3	0	0	.095	.143	.238	0	0	0	0	
*Wolters, Tony	.250	2	8	1	2	0	0	0	1	2	0	0	1	0	0	.250	.250	.500	0	0	0	0	
*Wong, Joey	.233	91	258	26	60	11	2	1	28	78	42	1	52	1	1	.343	.302	.645	3	5	3	9	
#Ynoa, Rafael	.262	121	481	65	126	30	3	3	33	171	45	2	86	7	4	.326	.356	.682	2	2	2	13	
TOTALS	.270	143	4836	662	1306	248	56	111	625	1999	393	16	1053	81	37	.329	.413	.742	38	49	50	94	

PITCHERS	W-L	ERA	G	GS	CG	SHO	SV	SVO	IP	H	R	ER	HR	HB	BB	IBB	K	BK	WP	DP	WHIP	AVG
*Anderson, Tyler	1-1	2.12	3	3	0	0	0	0	17.0	15	4	4	1	0	6	0	13	1	2	4	1.24	.238
Arrowood, Ryan	0-1	3.48	6	0	0	0	1	1	10.1	10	4	4	1	0	4	0	10	0	0	0	1.35	.250
Bergman, Christian	3-3	3.66	10	10	0	0	0	0	51.2	52	24	21	8	2	12	0	33	0	1	5	1.24	.267
Burke, Devin	0-0	0.00	1	0	0	0	0	1	1.0	3	2	0	0	0	0	0	2	0	0	0	3.00	.429
Butler, Eddie	8-3	4.45	15	15	1	1	0	0	89.0	93	47	44	9	0	26	0	35	0	4	7	1.34	.267
Carasit, Matt	0-0	0.00	6	0	0	0	2	2	7.0	2	0	0	0	1	2	0	5	0	0	1	0.57	.091
Carle, Shane	5-8	5.42	27	19	0	0	0	0	111.1	147	75	67	9	5	32	0	88	0	2	14	1.61	.324
*Carpenter, Ryan	2-3	7.47	26	8	0	0	0	1	68.2	102	59	57	16	2	25	1	68	2	3	8	1.85	.349
Castro, Miguel	2-3	10.34	16	0	0	0	0	2	15.2	21	18	18	5	1	7	0	15	0	3	1	1.79	.328
Castro, Simon	0-5	3.38	50	0	0	0	10	13	53.1	52	21	20	5	5	12	0	58	1	3	5	1.20	.255
*De La Rosa, Jorge	0-0	4.30	3	3	0	0	0	0	14.2	14	9	7	0	2	8	0	11	0	1	2	1.50	.255
Estevez, Carlos	1-0	3.18	5	0	0	0	0	0	5.2	6	2	2	0	0	3	0	4	0	0	0	1.59	.261
*Flande, Yohan	3-3	4.25	18	1	0	0	0	2	42.1	52	22	20	2	0	14	0	27	0	1	8	1.56	.313
Flemmer, Matt	6-4	3.74	24	11	0	0	0	0	96.1	96	41	40	12	3	24	0	63	0	1	8	1.25	.262
*Freeland, Kyle	6-3	3.91	12	12	0	0	0	0	73.2	81	36	32	7	1	19	0	57	0	1	9	1.36	.284
German, Gonzalez	1-0	0.66	11	0	0	0	3	3	13.2	11	4	1	0	0	5	1	16	0	1	0	1.17	.212
Gonzalez, Nelson	3-3	5.09	28	0	0	0	0	1	35.1	39	21	20	7	0	15	2	32	0	4	2	1.53	.275
*Gurka, Jason	0-1	1.69	18	0	0	0	4	4	21.1	25	6	4	3	1	6	2	31	0	0	1	1.45	.287
Hale, David	0-1	1.50	2	2	0	0	0	0	6.0	5	1	1	0	0	2	0	7	0	0	0	1.17	.217
*Hernandez, Carlos	0-1	1.20	3	2	0	0	0	0	15.0	19	3	2	0	0	3	0	13	0	0	2	1.47	.311
Hoffman, Jeff	6-9	4.02	22	22	0	0	0	0	118.2	117	60	53	11	7	44	0	124	0	5	5	1.36	.261
House, Austin	2-1	7.56	13	0	0	0	0	1	16.2	25	19	14	3	0	7	0	15	0	2	1	1.92	.333
*Logan, Boone	0-0	0.00	1	0	0	0	0	0	1.0	0	0	0	0	0	0	0	1	0	0	0	0.00	.000
Lyles, Jordan	4-2	5.44	8	8	0	0	0	0	44.2	57	33	27	5	3	18	0	29	0	2	7	1.68	.322
Marquez, German	2-0	4.35	5	5	0	0	0	0	31.0	30	15	15	5	0	6	0	29	0	0	4	1.16	.254
*McCoy, Patrick	3-1	6.35	22	0	0	0	0	0	22.2	30	17	16	2	1	16	0	19	0	1	4	2.03	.341
Miller, Justin	0-0	6.75	12	0	0	0	0	0	12.0	15	10	9	0	0	4	0	8	0	0	0	1.58	.300
*Moll, Sam	3-5	4.94	42	0	0	0	2	4	47.1	55	30	26	5	1	19	1	39	1	3	6	1.56	.296
Motte, Jason	0-0	3.18	6	0	0	0	0	0	5.2	3	2	2	1	0	3	0	5	0	0	0	1.06	.167
*Musgrave, Harrison	8-7	4.30	19	19	0	0	0	0	113.0	118	57	54	17	2	40	0	79	1	2	8	1.40	.271
Oberg, Scott	1-0	2.43	27	0	0	0	9	10	29.2	16	8	8	1	1	11	0	36	3	3	2	0.91	.160
Ottavino, Adam	0-1	4.76	6	0	0	0	0	1	5.2	2	3	3	1	0	3	0	6	0	0	1	0.88	.111
Qualls, Chad	0-0	21.6	2	0	0	0	0	0	1.2	4	4	4	1	0	1	0	2	0	0	0	3.00	.444
*Rusin, Chris	0-1	5.79	3	3	0	0	0	0	9.1	13	6	6	1	1	3	0	11	0	0	0	1.71	.325
Schlitter, Brian	1-2	3.64	36	0	0	0	8	11	42.0	42	19	17	2	1	21	2	43	0	4	5	1.50	.266
TOTALS	71-72	4.44	143	143	1	6	39	57	1250.0	1372	682	617	140	40	421	9	1034	6	49	120	1.43	.281

KEY: * - left-handed hitter/pitcher, # - switch hitter



Organization

2026 Isotopes

2025 In Review

Colorado Rockies

Opponents

Isotopes Records

ABQ Pro Baseball

History

Media Information

YEAR-BY-YEAR STATISTICS

2017 Record: 68-73 Finish: 3rd in Pacific Southern Division

MANAGER - Glenallen Hill, PITCHING COACH - Mark Brewer, HITTING COACH - Darin Everson, BULLPEN CATCHER - Michael Ramirez, ATHLETIC TRAINER - Heath Townsend, STRENGTH & CONDITIONING COACH - Marcus Lefton

Table with columns: BATTERS, AVG, G, AB, R, H, 2B, 3B, HR, RBI, TB, BB, IBB, K, SB, CS, OBP, SLG, OPS, SF, SAC, HBP, E. Rows include player names like #Adames, Cristhian, #Brown, Domico, etc., and a final TOTALS row.

KEY: * - left-handed hitter/pitcher, # - switch hitter



2018

Record: 63-77 Finish: 4th in Pacific Southern Division

MANAGER - Glenallen Hill, **PITCHING COACH** - Brandon Emanuel, **HITTING COACH** - Tim Doherty, **BULLPEN CATCHER** - Chris Glynn, **ATHLETIC TRAINER** - Heath Townsend, **STRENGTH & CONDITIONING COACH** - Marcus Lefton

BATTERS	AVG	G	AB	R	H	2B	3B	HR	RBI	TB	BB	IBB	K	SB	CS	OBP	SLG	OPS	SF	SAC	HBP	E
*Bembom, Anthony	.232	70	211	25	49	10	0	5	29	74	32	2	49	0	0	.339	.351	.689	2	1	3	2
Cardullo, Stephen	.286	73	199	34	57	13	4	3	30	87	17	0	42	3	0	.336	.437	.774	6	1	1	2
Castro, Daniel	.307	69	251	35	77	16	1	3	30	104	13	1	24	2	0	.342	.414	.756	3	1	2	7
Cuevas, Noel	.331	44	160	17	53	10	4	5	29	86	16	0	23	3	5	.390	.538	.927	1	0	0	2
*Dahl, David	.286	19	77	7	22	7	0	2	9	35	1	0	19	1	0	.295	.455	.749	0	0	0	1
Fuentes, Josh	.327	135	551	93	180	39	12	14	95	285	21	0	103	3	5	.354	.517	.871	7	1	6	10
Gibson, Derik	.275	34	120	25	33	5	6	4	16	62	15	0	27	2	3	.350	.517	.867	2	0	0	2
Hampson, Garrett	.314	72	296	53	93	17	4	6	25	136	30	0	58	17	4	.377	.459	.836	2	3	1	9
Hatch, LJ	.000	1	1	0	0	0	0	0	0	0	0	0	1	0	0	.000	.000	.000	0	0	0	0
Holliday, Matt	.346	15	52	12	18	4	0	3	14	31	9	1	9	0	0	.452	.596	1.048	0	0	1	0
*McMahon, Ryan	.290	55	224	40	65	15	3	11	48	119	15	0	61	3	2	.339	.531	.870	1	0	2	10
Metzler, Ryan	.381	8	21	1	8	1	0	0	4	9	1	0	6	0	0	.409	.429	.838	0	1	0	1
Moberg, Jeff	.125	4	8	0	1	0	0	0	2	1	0	0	2	0	0	.125	.125	.250	0	0	0	0
Murphy, Tom	.258	64	236	40	61	16	3	17	49	134	22	0	76	4	2	.333	.568	.901	1	0	5	9
#O'Malley, Shawn	.279	55	147	19	41	6	2	1	16	54	9	0	29	3	3	.321	.367	.688	2	10	1	4
*Patterson, Jordan	.271	118	413	77	112	23	2	26	76	217	42	3	128	6	2	.367	.525	.892	3	0	22	6
Phillips, Anthony	.318	14	44	9	14	6	0	2	9	26	9	1	9	0	1	.434	.591	1.025	0	0	0	0
Rodgers, Brendan	.232	19	69	5	16	4	0	0	5	20	1	0	16	0	0	.264	.290	.554	0	0	2	1
Soto, Eliot	.286	81	238	33	68	10	5	1	28	91	24	0	41	2	1	.347	.382	.730	3	3	0	12
*Tapia, Raimel	.302	105	434	81	131	33	9	11	62	215	32	2	85	21	3	.352	.495	.847	1	3	2	4
*Tauchman, Mike	.323	112	403	84	130	26	7	20	81	230	60	2	70	12	10	.408	.571	.978	6	0	2	3
Valaika, Pat	.216	37	139	13	30	4	1	8	20	60	7	0	30	1	1	.252	.432	.683	1	0	0	1
*Vazquez, Jan	.230	55	148	20	34	7	0	4	18	53	21	0	42	0	1	.345	.358	.703	2	1	6	2
Weeks, Drew	.267	49	180	27	48	8	4	8	28	88	18	0	43	3	4	.348	.489	.837	1	1	5	2
TOTALS	.285	140	4792	767	1366	287	67	154	733	2249	422	12	1072	86	47	.347	.469	.817	46	53	61	102

PITCHERS	W-L	ERA	G	GS	CG	SHO	SV	SVO	IP	H	R	ER	HR	HB	BB	IBB	K	BK	WP	DP	WHIP	AVG
Almonte, Yency	3-5	5.56	18	10	0	0	1	2	43.2	44	27	27	8	6	14	0	34	0	4	5	1.33	.268
Betts, Chad	0-0	5.14	3	3	0	0	0	0	14.0	16	8	8	2	0	3	0	10	0	1	0	1.36	.281
Broyles, Shane	3-2	5.63	42	0	0	0	0	1	54.1	62	35	34	6	0	27	1	63	1	3	4	1.64	.295
Casilla, Santiago	0-2	8.03	12	0	0	0	0	0	12.1	16	14	11	2	1	9	0	12	0	0	2	2.03	.308
Diaz, Jairo	0-0	9.82	4	0	0	0	0	1	3.2	3	5	4	0	0	4	1	5	0	4	0	1.91	.214
*Dunn, Mike	0-1	5.79	5	0	0	0	0	0	4.2	5	3	3	0	0	3	0	4	0	0	1	1.71	.278
Estevez, Carlos	0-1	6.35	28	0	0	0	1	2	28.1	37	21	20	6	1	11	0	35	0	2	1	1.69	.314
Flemer, Matt	1-1	10.29	5	4	0	0	0	0	21.0	36	24	24	12	1	6	0	17	0	1	3	2.00	.375
Gonzalez, Nelson	3-2	5.36	20	5	0	0	0	1	47.0	52	30	28	10	1	16	0	45	0	2	3	1.45	.278
Gray, Jon	1-0	3.38	2	2	0	0	0	0	10.2	7	5	4	1	0	4	0	13	0	1	1	1.03	.175
*Hessler, Keith	3-2	5.47	42	0	0	0	0	2	52.2	63	44	32	9	0	34	2	57	0	2	4	1.84	.293
Hoffman, Jeff	6-8	4.94	21	21	0	0	0	0	105.2	105	60	58	9	3	47	0	102	1	3	11	1.44	.267
Holman, David	5-5	5.25	20	8	0	0	0	0	72.0	81	48	42	12	7	26	1	36	2	8	11	1.49	.292
*Holmberg, David	7-8	5.21	22	18	0	0	0	0	107.0	136	73	62	17	5	30	0	65	1	4	16	1.55	.313
House, Austin	1-2	8.48	34	0	0	0	1	2	40.1	49	40	38	8	2	23	1	28	0	5	0	1.79	.297
*Howard, Sam	3-8	5.06	21	21	0	0	0	0	96.0	106	55	54	13	4	34	0	80	1	0	10	1.46	.285
Jensen, Chris	0-0	7.13	5	2	0	0	0	0	17.2	24	14	14	3	2	10	1	15	0	1	4	1.92	.329
Johnson, DJ	3-5	3.90	50	0	0	0	18	23	55.1	56	27	24	5	2	15	1	84	0	1	5	1.28	.262
Lambert, Peter	2-5	5.04	11	11	0	0	0	0	55.1	72	41	31	5	0	15	0	31	0	1	5	1.57	.320
McGough, Scott	7-3	5.55	43	1	0	0	1	2	71.1	87	47	44	13	1	22	0	81	1	6	9	1.53	.300
*Melotakis, Mason	0-0	12.60	16	0	0	0	0	0	15.0	27	24	21	4	1	11	0	6	0	2	2	2.53	.391
*Musgrave, Harrison	0-1	5.40	8	3	0	0	0	0	16.2	23	12	10	2	1	6	0	18	0	0	1	1.74	.324
Oberg, Scott	1-0	1.76	13	0	0	0	3	4	15.1	14	3	3	1	0	2	0	14	0	1	2	1.04	.264
*Oberholzer, Brett	7-10	5.77	24	23	0	0	0	0	132.2	167	91	85	25	3	43	2	91	0	3	20	1.58	.313
Pounders, Brooks	2-3	3.48	26	0	0	0	0	1	31.0	28	12	12	3	1	10	0	36	0	1	2	1.23	.235
*Rosscup, Zac	0-0	1.08	10	0	0	0	0	0	8.1	4	2	1	0	0	3	0	9	0	1	0	0.84	.133
*Rusin, Chris	0-0	5.40	3	0	0	0	0	0	3.1	3	2	2	0	0	2	0	1	0	0	1	1.50	.231
Schlitter, Craig	0-1	3.60	3	0	0	0	0	0	5.0	6	4	2	1	0	2	0	2	0	0	1	1.60	.300
Senzatela, Antonio	3-1	2.15	8	8	0	0	0	0	37.2	29	10	9	1	1	12	0	42	0	2	4	1.09	.215
Shaw, Bryan	0-0	9.00	2	0	0	0	0	0	2.0	3	2	2	0	1	0	1	0	1	0	0	2.50	.333
*Vasto, Jerry	2-1	3.16	37	0	0	0	3	4	37.0	32	18	13	3	0	18	0	44	0	2	3	1.35	.232
TOTALS	63-77	5.34	140	140	0	2	28	45	1217.0	1393	801	722	182	43	464	10	1081	7	62	131	1.53	.290

KEY: * - left-handed hitter/pitcher, # - switch hitter



Organization

2026 Isotopes

2025 In Review

Colorado Rockies

Opponents

Isotopes Records

ABQ Pro Baseball

History

Media Information

YEAR-BY-YEAR STATISTICS

2019 Record: 60-80 Finish: 4th in Pacific Southern Division

MANAGER - Glenallen Hill, PITCHING COACH - Brandon Emanuel, HITTING COACH - Tim Doherty, BULLPEN CATCHER - Chris Glynn, ATHLETIC TRAINER - Heath Townsend, STRENGTH & CONDITIONING COACH - Marcus Lefton

Table with columns: BATTERS, AVG, G, AB, R, H, 2B, 3B, HR, RBI, TB, BB, IBB, K, SB, CS, OBP, SLG, OPS, SF, SAC, HBP, E. Lists player statistics for the 2019 season.

Table with columns: PITCHERS, WL, ERA, G, GS, CG, SHO, SV, SVO, IP, H, R, ER, HR, HB, BB, IBB, K, BK, WP, DP, WHIP, AVG. Lists pitcher statistics for the 2019 season.

KEY: * - left-handed hitter/pitcher, # - switch hitter



2021 Record: 58-72 (6-4 Triple-A Final Stretch) Finish: 7th in Triple-A West

MANAGER - Warren Schaeffer, **PITCHING COACH** - Blaine Beatty, **HITTING COACH** - Pedro Lopez, **BULLPEN CATCHER** - Chris Glynn,

BATTERS	AVG	G	AB	R	H	2B	3B	HR	HR	RBI	TB	BB	IBB	K	SB	CS	OBP	SLG	OPS	SF	SAC	HBP	E
*Adams, Matt	.000	2	7	0	0	0	0	0	0	0	0	0	0	3	0	0	.000	.000	.000	0	0	0	1
Bernard, Wylton	.254	100	319	57	81	12	6	7	30	126	26	0	76	23	2	.319	.395	.714	1	0	5	4	
*Bird, Greg	.267	112	393	63	105	21	1	27	91	209	58	0	106	0	1	.362	.532	.894	6	0	4	4	
Briceno, José	.218	33	101	14	22	7	0	5	15	44	6	0	24	1	0	.261	.436	.697	3	0	1	2	
Burcham, Scott	.234	52	124	14	29	5	1	1	9	39	7	1	45	0	1	.273	.315	.588	1	0	0	3	
Daza, Yonathan	.308	6	26	4	8	0	0	0	2	8	0	0	4	1	0	.308	.308	.616	0	0	0	0	
*Edgeworth, Danny	.181	42	105	11	19	4	0	3	9	32	6	0	38	0	0	.246	.305	.551	0	1	3	1	
Fuentes, Josh	.269	49	193	29	52	12	2	9	32	95	11	0	43	1	3	.324	.492	.816	1	0	5	2	
Gameau, Dustin	.229	11	35	5	8	3	0	1	6	14	6	0	9	0	0	.357	.400	.757	0	0	1	0	
Gomez, Jose	.202	29	84	13	17	2	1	2	6	27	6	0	30	0	1	.253	.321	.574	1	0	0	8	
Hatch, LJ	.248	47	105	16	26	5	2	2	14	41	7	0	45	0	2	.298	.390	.688	1	2	1	5	
*Hilliard, Sam	.239	53	188	31	45	12	2	14	37	103	23	2	61	6	1	.324	.548	.872	1	0	1	1	
Joe, Connor	.326	26	92	20	30	7	0	9	25	64	15	0	22	1	0	.418	.696	1.114	2	0	1	1	
Jones, Mylz	.000	9	18	0	0	0	0	0	0	0	0	0	0	8	0	0.000	.000	.000	0	0	0	0	
Longhi, Nick	.242	80	219	30	53	10	0	5	26	78	28	1	67	0	0	.337	.356	.693	1	0	4	2	
MacIver, Willie	.000	3	4	0	0	0	0	0	0	0	0	0	1	0	0	.200	.000	.200	0	0	0	0	
Montero, Elehuris	.278	28	108	23	30	9	1	6	17	59	10	0	20	0	0	.355	.546	.901	0	0	3	7	
Motter, Taylor	.332	68	214	54	71	16	1	24	57	161	49	3	50	0	0	.457	.752	1.209	2	0	2	7	
Owings, Chris	.167	5	18	1	3	2	0	1	3	8	1	0	6	0	0	.211	.444	.655	0	0	0	0	
Rabago, Chris	.234	53	154	21	36	5	0	3	15	50	21	0	43	4	2	.333	.325	.658	0	0	2	4	
Rodgers, Brendan	.467	5	15	1	7	2	0	0	3	9	1	0	3	0	0	.500	.600	1.100	0	0	0	0	
*Ruiz, Rio	.304	59	224	38	68	20	1	7	28	111	20	0	39	3	1	.361	.496	.857	3	0	2	3	
Serven, Brian	.250	73	252	36	63	12	2	16	38	127	16	0	61	1	0	.308	.504	.812	2	0	6	6	
Snyder, Taylor	.245	61	216	36	53	12	1	12	31	103	14	0	63	9	0	.294	.477	.771	0	0	1	4	
Stamets, Eric	.157	34	102	16	16	4	1	3	8	31	13	0	23	2	0	.265	.304	.569	0	1	2	5	
*Tapia, Raimel	.357	4	14	2	5	3	0	0	2	8	0	0	2	2	0	.357	.571	.928	0	0	0	0	
Tomlinson, Kelby	.167	9	18	1	3	1	0	0	1	4	2	0	3	0	0	.286	.222	.508	0	0	1	0	
Trejo, Alan	.278	90	334	56	93	34	6	17	72	190	23	0	78	2	4	.324	.569	.893	3	2	1	9	
Vilade, Ryan	.284	117	468	82	133	28	5	7	44	192	38	1	92	12	5	.339	.410	.749	6	2	4	4	
Weiker, Colton	.286	23	84	13	24	5	1	3	18	40	12	0	20	0	0	.378	.476	.854	0	1	1	0	
TOTALS	.258	130	4325	693	1115	257	34	184	645	1992	421	8	1125	68	23	.328	.461	.789	35	14	51	97	

PITCHERS	W-L	ERA	G	GS	CG	SHO	SV	SVO	IP	H	R	ER	HR	HB	BB	IBB	K	BK	WP	DP	WHIP	AVG
Almonte, Yency	0-0	0.00	2	0	0	0	0	2.0	1	0	0	0	1	0	1	0	1	0	0	1	1.00	.167
Bird, Jake	5-1	3.99	29	1	0	0	0	2	38.1	34	17	17	3	2	19	0	36	0	4	1.38	.241	
*Bowden, Ben	1-0	0.00	12	0	0	0	2	2	11.2	2	0	0	0	0	4	0	17	0	1	1.01	.056	
Castellani, Ryan	3-11	6.25	24	23	0	0	0	95.0	90	71	66	16	11	71	0	86	0	11	15	1.69	.256	
*Clarkin, Ian	3-5	8.77	17	9	0	0	0	51.1	66	53	60	11	4	34	0	19	0	5	5	1.95	.316	
Cozart, Logan	1-2	3.68	54	0	0	0	7	9	51.1	47	26	21	5	1	25	3	54	0	1	1.40	.237	
Diaz, Jairo	0-1	7.36	9	0	0	0	0	7.1	8	6	6	0	1	7	0	10	0	0	0	2.05	.267	
Duncan, Frank	5-3	3.92	16	15	0	0	0	80.1	78	37	35	9	3	23	0	79	0	4	6	1.26	.252	
Estévez, Carlos	0-0	0.00	1	0	0	0	0	1.0	2	0	0	0	0	0	0	3	0	0	0	2.00	.400	
Feltner, Ryan	0-0	16.88	1	1	0	0	0	2.2	4	5	5	2	0	2	0	2	0	1	0	2.25	.364	
Fernandez, Julian	1-0	0.64	14	0	0	0	0	14.0	10	2	1	0	0	4	0	18	0	1	1	1.00	.204	
Fisk, Connor	0-0	18.00	1	0	0	0	0	1.0	4	2	2	0	0	0	0	1	0	0	0	4.00	.571	
*Flores, Bernardo	0-2	5.73	3	2	0	0	0	11.0	13	9	7	2	1	7	0	9	0	1	0	1.82	.302	
*Freeland, Kyle	1-1	1.80	2	2	0	0	0	10.0	4	2	2	0	1	2	0	4	0	1	1	0.60	.118	
*Gilbreath, Lucas	0-0	0.00	2	0	0	0	0	1.2	1	0	0	0	0	1	0	3	0	0	0	1.20	.167	
Givens, Mychal	0-0	9.00	3	1	0	0	0	2.0	5	2	2	1	0	0	0	2	0	0	0	2.50	.500	
Gold, Brandon	3-7	6.15	18	17	0	0	0	86.1	103	60	59	12	3	23	0	76	0	2	3	1.46	.296	
Gomber, Austin	0-1	6.75	1	1	0	0	0	4.0	5	3	3	1	0	0	0	4	0	0	0	1.25	.294	
*Gonzalez, Brian	0-0	2.45	8	0	0	0	0	7.1	6	2	2	0	0	8	0	14	0	0	0	1.91	.222	
Gonzalez, Nelson	4-0	5.47	22	0	0	0	0	24.2	27	15	15	6	0	12	1	24	0	1	3	1.58	.281	
Goudeau, Ashton	0-0	6.75	3	1	0	0	0	8.0	13	7	6	2	0	1	0	3	0	1	2	1.75	.361	
Gray, Jon	0-0	4.50	1	1	0	0	0	4.0	5	2	2	1	0	1	0	6	0	0	0	1.50	.294	
Griep, Nate	2-0	1.00	9	0	0	0	0	1	9.0	5	4	1	1	1	2	0	11	0	0	1.07	.156	
Harvey, Joe	0-0	2.63	15	0	0	0	0	13.2	12	4	4	2	0	9	0	20	0	0	1	1.54	.245	
Holder, Heath	3-3	9.91	37	0	0	0	0	2	46.1	61	55	61	9	5	36	0	47	1	7	5	2.09	.319
Lambert, Peter	0-0	0.00	1	1	0	0	0	0	2.2	2	0	0	0	0	1	0	3	0	0	1.13	.222	
Lawrence, Justin	6-5	4.73	31	0	0	0	13	20	32.1	32	20	17	3	4	12	0	30	0	5	3	1.36	.256
Mujica, José	2-12	8.77	24	21	0	0	0	91.1	128	95	89	27	1	26	0	85	0	5	6	1.69	.327	
Rodriguez, Dereck	4-6	6.72	22	19	0	0	0	85.2	112	69	64	17	5	30	0	87	0	2	5	1.66	.312	
*Rolison, Ryan	2-2	5.91	10	10	0	0	0	45.2	51	30	30	7	3	16	1	45	0	4	2	1.47	.280	
*Rosscup, Zac	1-0	2.48	30	0	0	0	5	5	29.0	21	9	8	1	3	14	0	41	0	8	3	1.21	.198
*Rusin, Chris	0-0	10.41	30	0	0	0	0	32.0	50	38	37	14	3	14	0	23	0	3	5	2.00	.357	
Santos, Antonio	0-5	7.94	34	2	0	0	0	2	45.1	54	41	40	10	3	27	0	32	0	4	4	1.79	.302
Scioneaux, Tate	3-2	8.07	31	0	0	0	1	3	35.2	45	34	32	13	1	15	0	29	0	1	1	1.68	.308
Sheffield, Jordan	0-0	0.00	1	0	0	0	0	1.0	0	0	0	0	0	0	0	0	0	0	0	0.00	.000	
Smith, Chad	2-1	2.97	36	0	0	0	3	5	33.1	22	13	11	1	2	19	0	37	0	5	3	1.23	.190
Stephenson, Robert	0-0	18.00	1	1	0	0	0	1.0	2	2	2	0	0	1	0	1	0	0	0	3.00	.400	
Tinoco, Jesus	3-2	6.00	36	2	0	0	0	2	54.0	65	36	36	6	2	27	0	58	0	6	4	1.70	.304
*Todd, Reagan	1-0	5.40	10	0	0	0	0	8.1	11	6	5	1	0	8	0	10	0	0	1	2.28	.333	
*Wynkoop, Jack	2-0	2.83	12	0	0	0	0	28.2	27	9	9	2	1	12	1	22	0	0	1	1.36	.250	
TOTALS	58-72	5.98	130	130	0	0	31	55	1110.0	1228	786	737	185	61	514	6	1052	1	84	89	1.57	.281

KEY: * - left-handed hitter/pitcher, # - switch hitter

2026 ALBUQUERQUE ISOTOPES

YEAR-BY-YEAR STATISTICS

2022 Record: 62-86 Finish: 10th in the Pacific Coast League

MANAGER - Warren Schaeffer, PITCHING COACH - Frank Gonzales, HITTING COACH - Jordan Pacheco, BENCH COACH - Pedro Lopez BULLPEN CATCHER - Greg Jones, ATHLETIC TRAINER - Hoshi Mizutani, PHYSICAL PERFORMANCE COACH - Phil Bailey

Table with columns: BATTERS, AVG, G, AB, R, H, 2B, 3B, HR, RBI, TB, BB, IBB, K, SB, CS, OBP, SLG, OPS, SF, SAC, HBP, E. Lists player statistics for the 2022 season.

Table with columns: PITCHERS, W-L, ERA, G, GS, CG, SHO, SV, SVO, IP, H, R, ER, HR, HB, BB, IBB, K, BK, WP, DP, WHIP, AVG. Lists pitcher statistics for the 2022 season.

KEY: * - left-handed hitter/pitcher, # - switch hitter



2023 Record: 68-82 (27-48 First Half, 41-34 Second Half) Finish: 10th (First Half), 3rd (Second Half)

MANAGER - Pedro Lopez, PITCHING COACH - Chris Michalak, HITTING COACH - Jordan Pacheco, BENCH COACH - Bobby Meacham
 BULLPEN CATCHER - Max Schell, ATHLETIC TRAINER - Hoshi Mizutani, PHYSICAL PERFORMANCE COACH - Mason Rook

BATTERS	AVG	G	AB	R	H	2B	3B	HR	RBI	BB	IBB	K	SB	CS	OBP	SLG	OPS	SF	SAC	HBP	E	
Alfaro, Jorge	.357	3	14	2	5	0	0	1	3	8	0	0	0	0	.357	.571	.928	0	0	0	0	
Bernard, Wynton	.329	66	277	56	91	17	1	8	34	134	26	0	51	26	4	.388	.484	.872	2	0	2	4
*Blackmon, Charlie	.300	2	10	2	3	2	0	0	1	5	1	0	1	0	0	.300	.500	.800	0	0	0	1
Boone, Trevor	.238	42	151	24	36	7	6	4	25	67	18	0	71	1	1	.326	.444	.770	3	0	3	3
Bouchard, Sean	.222	16	54	11	12	2	0	1	6	17	17	0	14	5	0	.408	.315	.723	0	0	0	0
Bryant, Kris	.250	1	4	1	1	0	0	0	0	1	1	0	2	0	0	.400	.250	.650	0	0	0	0
Carreras, Julio	.255	16	51	8	13	3	0	1	7	19	10	0	14	1	2	.371	.373	.744	1	0	0	0
Cope, Daniel	.319	42	141	22	45	10	0	4	29	67	20	0	46	0	9	.401	.475	.876	4	0	2	1
Cordova, Jose	.200	2	5	0	1	1	0	0	2	2	0	0	1	0	0	.200	.400	.600	0	0	2	0
Datres, Kyle	.222	9	27	5	6	0	2	0	4	10	4	0	14	0	1	.313	.370	.683	1	0	0	0
Daza, Yonathan	.305	39	164	22	50	10	1	2	19	68	9	0	24	4	3	.350	.415	.765	3	1	4	1
Doyle, Brenton	.306	12	49	12	15	1	0	5	8	31	8	0	19	1	0	.404	.633	1.037	0	0	0	0
Fulford, Braxton	.500	3	8	3	4	2	0	1	4	9	2	0	2	0	0	.600	1.125	1.725	0	0	0	0
Goodman, Hunter	.371	15	62	15	23	6	0	9	33	56	4	0	17	0	1	.418	.903	1.321	0	0	1	1
Greiner, Grayson	.186	20	70	10	13	4	0	1	8	20	6	0	32	0	1	.269	.286	.555	0	1	2	1
*Hannah, Jameson	.267	18	60	8	16	1	0	0	11	17	8	0	11	4	1	.348	.283	.631	1	1	0	0
Herron, Jimmy	.296	128	456	106	135	27	4	19	83	227	69	1	103	33	5	.395	.498	.893	5	0	9	2
*Jones, Nolan	.356	39	149	38	53	13	2	12	42	106	33	0	43	5	0	.481	.711	1.192	1	0	4	3
Kaiser, Connor	.238	90	307	64	73	14	5	9	39	124	52	0	96	16	3	.353	.404	.757	1	0	3	6
MacIver, Willie	.252	49	163	32	41	10	2	3	24	64	32	0	56	10	4	.383	.393	.776	2	0	4	6
*Montano, Daniel	.327	75	270	39	64	13	7	8	46	115	46	0	91	2	0	.350	.426	.776	2	0	2	2
Montero, Elehuris	.359	35	142	32	51	6	0	15	48	102	14	0	28	0	1	.411	.718	1.129	5	0	2	0
Montes, Coco	.317	107	436	96	138	26	5	22	89	240	59	0	130	11	6	.400	.550	.950	6	0	6	9
Morales, Jonathan	.258	93	357	44	92	17	1	14	61	153	33	0	55	1	0	.317	.429	.746	6	0	1	3
#Quinn, Roman	.219	23	73	9	16	5	1	2	15	29	10	0	31	9	0	.326	.397	.723	1	2	2	1
Rodgers, Brendan	.350	5	20	3	7	2	0	1	1	12	1	0	2	0	0	.381	.600	.981	0	0	0	0
#Romero, Drew	.353	4	17	2	6	1	1	0	3	9	0	0	4	0	0	.389	.529	.918	0	0	1	1
Schurink, Aaron	.290	116	458	71	133	24	6	14	77	211	44	2	122	12	7	.350	.461	.811	5	0	1	15
Serven, Brian	.199	38	151	14	30	5	0	5	20	50	8	0	51	0	0	.241	.331	.572	2	0	1	2
Stovall, Hunter	.278	106	385	72	107	18	4	8	51	157	39	0	62	15	6	.347	.408	.755	3	2	3	9
*Toglia, Michael	.256	78	308	57	79	15	2	16	64	146	53	0	82	3	1	.368	.474	.842	3	0	3	3
Torrealba, Yorvis	.259	20	58	7	15	2	0	1	8	20	4	0	13	4	1	.328	.345	.673	0	0	2	0
Trejo, Alan	.370	12	46	9	17	4	1	1	4	26	7	0	12	2	1	.463	.565	1.028	0	0	1	3
*Tucker, Cole	.280	70	268	57	75	17	1	5	35	109	49	0	67	7	4	.328	.345	.673	2	1	1	3
TOTALS	.280	150	5244	1059	1469	286	52	192	907	2435	689	5	1378	173	54	.366	.464	.830	59	8	60	94

PITCHERS	W-L	ERA	G	GS	C	SHO	SV	SVO	IP	H	R	ER	HR	HB	BB	IBB	K	BK	WP	DP	WHIP	AVG	
*Abad, Fernando	3-2	3.86	26	0	0	0	3	4	30.1	23	13	4	0	3	0	32	1	0	2	0	1.28	206	
Abad, Chance	2-0	3.86	31	0	0	0	1	4	32.2	35	15	14	4	2	10	0	21	1	0	3	1.38	276	
*Allen, Logan	1-0	7.20	24	0	0	0	0	0	45.0	66	41	36	8	1	28	0	50	0	1	6	2.09	338	
Anderson, Chase	0-0	4.76	2	2	0	0	0	0	5.2	7	3	3	1	0	5	0	2	0	0	1	2.12	350	
Bard, Daniel	0-0	0.00	1	0	0	0	0	0	1.0	1	0	0	0	0	0	0	3	0	0	0	1.00	250	
*Blach, Ty	3-1	4.40	11	5	0	0	0	0	30.2	36	15	15	2	0	8	0	27	0	0	4	1.43	290	
*Braymer, Ben	1-7	9.75	16	15	0	0	0	1	60.0	91	75	65	17	4	33	0	42	2	5	2	2.07	342	
*Bruhli, Justin	1-1	5.59	9	1	0	0	0	1	9.2	7	6	6	1	1	4	0	10	0	0	1	1.14	206	
Calvo, Blair	2-3	7.43	24	0	0	0	3	6	23.0	29	22	19	3	5	10	0	32	0	5	1	1.70	299	
Carasiti, Matt	2-1	3.33	25	0	0	0	2	2	27.0	28	10	10	1	1	12	0	26	2	3	1	1.48	269	
Cessa, Luis	0-2	8.44	6	6	0	0	0	0	21.1	30	20	20	5	0	10	0	19	0	0	0	1.88	333	
Criswell, Jeff	5-10	7.51	29	26	0	0	0	0	121.0	140	105	101	32	5	71	2	135	0	8	6	1.74	286	
Darnell, Dugan	2-0	6.04	18	0	0	0	0	2	25.1	31	18	17	7	2	9	1	24	0	0	2	1.58	287	
Bavis, Noah	1-4	4.50	14	14	0	0	0	0	60.0	52	34	30	7	12	35	0	45	0	3	9	1.45	242	
Doyle, Tommy	4-4	3.41	33	0	0	0	0	8	10	37.0	29	18	14	5	1	18	2	41	1	3	2	1.27	213
Feltner, Ryan	0-1	2.45	2	2	0	0	0	0	7.1	6	2	2	0	0	4	0	6	0	0	1	1.36	231	
Flexen, Chris	1-0	0.96	2	2	0	0	0	0	9.1	5	1	1	1	0	5	0	11	0	0	0	1.07	156	
Gaddis, Will	0-0	12.66	14	0	0	0	0	1	21.1	43	33	30	6	6	23	0	8	1	0	6	3.09	434	
Gordon, Tanner	1-1	4.31	6	6	0	0	0	0	31.1	34	17	15	4	4	10	0	34	0	0	0	1.40	264	
Hollowell, Gavin	0-0	3.47	19	0	0	0	2	2	23.1	23	9	9	2	1	10	0	27	0	1	1	1.41	250	
Johnston, Kyle	1-0	7.23	13	0	0	0	0	1	18.2	25	17	15	4	4	19	0	14	0	4	4	2.36	342	
Jones, Stephen	2-3	13.79	29	0	0	0	2	5	31.1	56	49	48	7	3	24	0	34	0	1	1	2.55	389	
*Justice, Evan	0-1	6.23	13	0	0	0	0	1	13.0	8	9	9	1	3	12	0	19	2	0	0	1.54	174	
Kauffman, Karl	3-5	6.43	19	19	0	0	0	0	92.1	125	71	66	11	5	42	0	61	1	5	15	1.81	329	
*Kennedy, Nick	2-0	5.65	30	0	0	0	1	3	36.2	40	24	23	2	5	28	0	27	0	4	7	1.85	278	
Kinley, Tyler	0-0	2.08	4	0	0	0	0	0	4.1	3	1	1	0	0	3	0	7	0	1	0	1.38	188	
*Kitchen, Austin	0-0	54.00	2	0	0	0	0	1	1.0	5	6	6	1	1	1	0	0	0	0	0	6.00	628	
Koch, Matt	1-2	7.27	29	1	0	0	2	4	34.2	45	29	28	7	1	11	0	34	0	2	4	1.62	317	
Lambert, Peter	0-2	4.15	7	7	0	0	0	0	21.2	20	12	10	0	1	14	0	21	0	1	2	1.57	244	
Lamet, Dinelson	0-0	0.84	3	3	0	0	0	0	10.2	6	1	1	0	0	1	0	11	0	0	0	1.06	171	
*Lingos, Eli	4-2	5.01	32	0	0	0	0	3	50.1	53	31	28	8	1	28	0	37	0	1	10	1.61	283	
McGowan, Bryce	0-0	9.00	1	0	0	0	0	0	1.0	2	1	1	0	0	1	0	1	0	0	0	3.00	400	
Mears, Nick	4-1	6.08	24	0	0	0	1	3	23.2	16	18	16	1	1	22	3	39	3	2	1	1.61	193	
Petersen, Michael	1-1	3.68	22	0	0	0	1	2	22.0	23	10	9	2	2	17	0	21	2	2	2	1.82	280	
Pint, Riley	3-4	6.12	47	0	0	0	0	3	57.1	43	44	39	3	8	57	0	85	0	14	6	1.74	210	
*Poulin, PJ	3-3	5.44	32	0	0	0	0	1	49.2	58	36	30	10	1	33	1	39	0	1	4	1.83	287	
*Rock, Joe	0-0	10.13	1	1	0	0	0	0	2.2	3	3	3	1	1	2	0							

YEAR-BY-YEAR STATISTICS

2024 Record: 58-92 (26-49 First Half, 32-43 Second Half) Finish: 10th (First Half), 10th (Second Half)

MANAGER - Pedro Lopez, PITCHING COACH - Chris Michalak, HITTING COACH - Jordan Pacheco, BENCH COACH - Michael Ryan
BULLPEN CATCHER - Max Schell, ATHLETIC TRAINER - Hoshi Mizutani, ASSISTANT ATHLETIC TRAINER - Luke Schroering, PHYSICAL PERFORMANCE COACH - Mason Rook

Table with columns: BATTERS, AVG, G, AB, R, H, 2B, 3B, HR, RBI, TB, BB, IBB, K, SB, CS, OBP, SLG, OPS, SF, SAC, HBP, E. Lists player statistics for various batters.

Table with columns: PITCHERS, W-L, ERA, G, GS, CG, SHO, SV, SVO, IP, H, R, ER, HR, HB, BB, IBB, K, BK, WP, DP, WHIP, AVG. Lists player statistics for various pitchers.

KEY: * - left-handed hitter/pitcher, # - switch hitter



2025 Record: 62-87 (31-43 First Half, 31-44 Second Half) Finish: 9th (First Half), 9th (Second Half)

MANAGER - Pedro Lopez, **PITCHING COACH** - Chris Michalak, **HITTING COACHES** - Jordan Pacheco and Aaron Munoz, **BENCH COACH** - Michael Ryan, **BULLPEN CATCHER** - Hudson Livesey, **ATHLETIC TRAINER** - Hoshi Mizutani, **ASSISTANT ATHLETIC TRAINER** - Luke Schroepf, **PHYSICAL PERFORMANCE COACH** - Mason Rook

BATTERS	AVG	G	AB	R	H	2B	3B	HR	RBI	TB	BB	IBB	K	SB	CS	OBP	SLG	OPS	SF	SAC	HBP	E
#Amador, Adael	.303	80	314	49	95	16	3	11	59	150	50	0	47	20	9	405	478	.883	1	1	5	8
Beck, Jordan	.143	8	35	4	5	0	1	1	3	10	2	0	9	2	0	189	286	.475	0	0	0	0
Bernabel, Warming	.301	75	282	46	85	18	0	8	45	127	23	0	39	5	1	356	450	.806	6	0	4	11
Boone, Trevor	.210	38	119	23	25	4	2	8	26	57	7	0	51	2	0	258	479	.737	1	0	1	3
Bouchard, Sean	.234	68	244	40	57	11	2	9	32	99	50	0	91	10	2	373	406	.779	1	0	5	3
Carreras, Julio	.280	50	150	31	42	7	2	1	17	56	16	0	38	11	4	353	373	.726	2	3	2	10
*Clifford, Nolan	.368	6	19	3	7	0	1	0	3	9	3	0	5	0	0	455	474	.929	0	1	0	0
Cope, Daniel	.206	23	68	11	14	4	1	1	9	23	9	0	21	0	0	325	338	.663	0	0	3	2
Crim, Blaine	.273	26	99	13	27	6	0	3	14	42	13	0	20	1	0	360	424	.784	1	0	1	1
Estrada, Thairo	.304	5	23	4	7	1	0	0	1	8	1	0	5	0	0	333	348	.661	0	0	0	1
*Fernandez, Yanquiel	.284	64	243	43	69	14	0	13	39	122	23	0	38	0	1	347	502	.849	3	0	2	2
Freeman, Tyler	.167	4	12	2	2	1	0	0	0	3	2	0	2	0	0	375	250	.625	0	0	2	0
Fulford, Braxton	.354	43	147	35	52	10	2	13	37	105	17	0	40	3	2	433	714	1.147	2	0	5	3
*Hilliard, Sam	.288	91	361	64	104	25	12	17	66	204	47	2	108	15	1	367	565	.932	5	0	1	5
Kiura, Keston	.272	100	383	62	104	21	3	21	67	194	47	1	123	1	1	369	507	.876	2	0	13	4
Karros, Kyle	.306	16	62	9	19	4	1	2	4	31	5	0	12	0	0	368	500	.868	0	0	1	1
Miller, Owen	.277	102	394	64	109	25	1	11	65	169	29	0	71	13	3	329	429	.758	11	0	7	12
Nola, Austin	.347	26	95	14	33	7	1	1	19	45	10	1	14	0	0	411	474	.885	1	0	1	3
Palma, Ronaiker	.324	22	74	10	24	4	0	0	5	28	6	0	10	0	0	375	378	.753	0	1	0	3
Ritter, Ryan	.303	55	218	45	66	13	3	16	50	133	34	0	54	3	2	405	610	1.015	1	3	4	4
#Romo, Drew	.264	60	220	28	58	11	0	7	23	90	18	0	63	2	0	329	409	.738	1	1	4	7
Schunk, Aaron	.291	90	323	57	94	16	7	10	59	164	29	0	66	3	2	352	477	.829	5	2	4	11
*Thompson, Sterlin	.296	120	439	82	130	28	8	18	66	228	53	0	107	12	4	392	519	.911	3	0	18	6
#Toolia, Michael	.331	42	157	31	52	9	2	11	36	98	19	1	46	0	2	401	624	1.025	1	0	0	1
Torres, Jose	.239	35	117	20	28	4	2	5	13	51	10	0	39	1	0	299	436	.735	0	0	0	13
Tovar, Ezequiel	.163	11	43	3	7	2	0	0	1	9	2	0	10	0	0	196	209	.405	1	0	0	1
*Veen, Zac	.289	90	370	57	107	23	5	11	59	173	35	1	84	15	5	354	468	.822	2	2	3	4
*Ward, Braiden	.331	44	133	45	44	7	4	1	21	62	16	0	23	35	2	440	466	.906	0	4	10	2
TOTALS	.285	149	5145	895	1466	291	63	199	839	2480	576	6	1237	154	41	364	482	.846	50	18	96	139

PITCHERS	W-L	ERA	G	GS	CG	SHO	SV	SVO	IP	H	R	ER	HR	BB	HB	IBB	K	BK	WP	DP	WHIP	AVG	
Agnos, Zach	0-0	2.25	10	0	0	0	3	3	12.0	6	3	3	1	0	4	0	14	0	0	1	0.83	.146	
*Albright, Mason	3-7	7.80	21	19	0	0	0	1	85.1	120	79	74	28	2	35	0	65	1	1	6	1.82	.332	
Anderson, Nick	1-1	4.73	15	0	0	0	4	5	13.1	15	8	7	1	0	7	3	18	0	4	6	1.65	.288	
Baumgartner, Collin	0-3	2.42	17	0	0	0	2	3	22.1	18	8	6	2	2	2	9	0	25	0	0	1	1.21	.225
Blalock, Bradley	1-5	8.60	15	0	0	0	0	0	60.2	83	60	58	11	0	35	0	52	1	5	4	1.95	.324	
Birnovich, Kyle	1-2	11.57	7	4	0	0	0	0	18.2	26	24	7	0	0	15	0	17	0	0	3	2.20	.342	
Castillo, Bravan	0-0	4.50	15	0	0	0	0	0	18.0	12	9	9	1	2	10	1	24	0	4	0	1.22	.194	
Castillo, Diego	3-2	5.06	20	0	0	0	2	7	21.1	20	13	12	4	2	13	1	23	1	2	1	1.55	.253	
Chivili, Arangel	0-1	7.00	10	0	0	0	1	2	9.0	10	7	7	0	0	2	0	10	0	0	1	1.33	.278	
Curry, Xzavon	2-3	7.97	8	8	0	0	0	0	35.0	45	31	31	8	2	18	0	19	1	0	3	1.80	.310	
Darnell, Dugan	5-2	3.19	35	1	0	0	1	1	53.2	42	21	19	4	1	19	1	63	2	3	5	1.14	.216	
Dollander, Chase	0-2	7.04	4	4	0	0	0	0	15.1	19	12	12	1	1	10	0	17	0	0	1	1.89	.306	
Feltner, Ryan	0-3	8.57	6	6	0	0	0	0	21.0	29	23	20	5	1	23	1	13	0	5	4	2.48	.349	
*Gilbreath, Lucas	1-0	7.59	43	0	0	0	1	3	42.2	48	36	36	9	2	28	1	39	0	4	4	1.78	.284	
*Gomber, Austin	0-1	2.25	2	2	0	0	0	0	8.0	4	3	2	1	0	5	0	10	0	0	0	1.12	.138	
Gordon, Tanner	1-4	5.25	12	12	0	0	0	0	58.1	78	36	34	9	0	11	1	47	0	1	5	1.53	.324	
*Green, Mason	0-0	0.00	3	0	0	0	0	0	5.1	1	5	0	1	1	3	0	2	0	0	0	0.75	.059	
Hardy, Brendan	0-0	6.75	2	0	0	0	0	0	1.1	1	1	1	1	1	0	4	0	1	1	1	0	3.75	.200
Hill, Jaden	2-1	3.57	14	0	0	0	1	1	17.2	10	7	7	1	1	3	0	28	0	0	0	0.74	.159	
Hughes, Gabriel	4-3	5.11	14	14	1	1	0	0	61.2	67	38	35	9	2	29	0	48	0	2	9	1.56	.277	
Juarez, Victor	1-0	4.15	2	0	0	0	0	0	4.1	9	3	2	0	0	2	0	3	1	0	3	2.54	.429	
*Justice, Evan	4-1	7.50	25	1	0	0	1	3	30.0	31	27	25	6	2	25	1	27	1	4	4	1.87	.267	
Kaufmann, Karl	2-3	5.51	42	2	0	0	1	1	81.2	90	51	50	11	4	55	0	62	0	1	9	1.78	.284	
*Kelly, Antoine	3-5	5.63	34	0	0	0	0	4	7	38.1	45	32	24	2	7	27	1	41	1	6	5	1.88	.287
Marquez, German	0-0	3.68	2	2	0	0	0	0	7.1	7	3	3	1	0	1	0	10	0	0	0	1.09	.241	
McGowan, Bryce	0-0	18.00	2	0	0	0	0	0	1.0	4	4	2	0	0	3	0	0	0	0	0	7.00	.500	
Mejia, Juan	1-0	4.73	10	0	0	0	0	0	13.1	8	8	7	0	2	6	1	22	0	0	0	1.05	.170	
Molina, Anthony	4-5	6.59	15	0	0	0	0	0	69.2	102	58	51	9	1	30	0	51	2	3	1	1.89	.336	
*O'Loughlin, Jack	1-3	6.91	17	10	0	0	0	0	41.2	51	38	32	7	3	36	0	28	0	4	6	2.09	.304	
*Palmquist, Carson	4-5	4.64	26	10	0	0	0	0	77.2	62	43	40	7	8	42	0	94	0	5	3	1.34	.219	
*Peralta, Luis	1-4	9.09	34	0	0	0	0	3	34.2	46	40	35	6	3	28	0	51	0	3	1	2.13	.311	
Quezada, Andrew	2-9	6.90	27	18	1	0	1	2	91.1	132	82	70	14	4	39	0	55	0	7	10	1.87	.347	
*Rolson, Ryan	3-1	3.34	20	1	0	0	1	1	29.2	33	13	11	1	2	9	1	32	0	2	5	1.42	.284	
*Skipper, Carson	2-0	3.27	12	0	0	0	0	1	22.0	23	9	8	3	1	9	0	22	0	0	2	1.45	.271	
*Turner, Matt	1-2	6.45	31	4	0	0	1	1	44.2	53	37	32	3	6	25	1	42	0	3	4	1.75	.294	
Van Scoyoc, Connor	8-6	4.19	41	0	0	0	0	2	86.0	85	48	40	6	3	29	0	46	0	7	12	1.33	.255	
*Van Sickle, Bryson	0-0	9.00	2	0	0	0	0	0	3.0	8	7	3	1	0	3	0	2	0	1	1	3.67	.421	
*Yan, Jeffrey	1-3	7.28	27	1	0	0	0	2	29.2	33	27	24	4	2	22	0	45	0	9	1	1.85	.275	
TOTALS	62-87	5.97	149	149	2	2	24	49	1286.2	1476	956	853	185	67	674	14	1168	10	86	119	1.87	.288	

KEY: * - left-handed hitter/pitcher, # - switch hitter



Organization
 2026 Isotopes
 2025 In Review
 Colorado

SINGLE-GAME TEAM RECORDS

TEAM BATTING

Most Runs	23 - (2x) - last 4/21/19 vs. Tacoma (23-2)
Most Runs, Both Clubs	34 - 4/30/08 vs. Las Vegas (18-16)
Most Runs, Inning	11 - (5x) last - 4/20/14 at Salt Lake (1st Inn)
Most Hits	27 - 9/10/25 at El Paso
Most Hits, 9 Inn	27 - 9/10/25 at El Paso
Most Hits, Both Clubs	44 - 9/10/25 at El Paso
Most Hits, Inning	10 - (4x), last 4/20/14 at Salt Lake (1st inn.)
Most Doubles	9 - (3x), last 9/10/25 at El Paso
Most Triples	4 - (4x), last 5/30/19 vs. Reno
Most Home Runs	8 - (2x): 6/15/22 vs. Salt Lake, 6/25/22 at Las Vegas
Most Home Runs, Inn	4 - (4x), last 5/25/25 at Reno (5th inn.)
Most Extra-Base Hits	14 - 9/10/25 at El Paso
Most Stolen Bases	8 - (2x) last, 8/14/25 at Oklahoma City
Most Walks	14 - 6/15/13 vs. Memphis
Most Strikeouts	23 - 7/16/06 vs. Iowa (17 inn.)
Most Combined Strikeouts	32 (17 by ABQ pitchers) - 5/12/14 at El Paso
Most Strikeouts, 9 Inn	18 - 5/18/18 vs. Reno
Most Cons. Games w/HR	18 - 8/9/22-8/28/22
Most Cons. Games no HR	8 - (2x) last, 4/7/16-4/14/16
Most Left On Base	18 - (2x) last, 4/22/12 at Oklahoma City (14 inn.)
Most Left On Base, 9 Inn	16 - (6x) last, 5/25/23 vs. Round Rock
Fewest Left On Base, 9 Inn	0 - (3x) last, 6/27/21 vs. Tacoma
Most Total Bases	51 - 9/10/25 at El Paso
Most At-Bats	63 - 6/24/17 vs. El Paso (14 inn.)
Most At-Bats, 9 Inn	54 - 9/10/25 at El Paso

TEAM PITCHING

Most Runs Allowed	24 - (2x) last - 5/7/23 vs. Sugar Land
Most Runs Allowed, Inn	11 - 7/30/23 vs. Sacramento (5th)
Most Hits Allowed	31 - 6/22/04 vs. Oklahoma
Fewest Hits Allowed	1 - (10x), last 8/11/18 at Fresno
Most Doubles Allowed	10 - 8/27/22 vs. Round Rock
Most HRs Allowed	8 - (2x), last 5/7/23 vs. Sugar Land
Most HRs Allowed, Inn	4 - (3x) last, 8/16/23 vs. El Paso (2nd)
Fewest Walks Allowed	0 - (92x), last 9/19/25 vs. Reno (GM1, 7 inn.)
Most Walks Allowed	17 - 4/8/25 at Sugar Land
Most Walks Allowed, 9 Inn	17 - 4/8/25 at Sugar Land
Most Stolen Bases Allowed	7 - 8/19/22 at Tacoma
Most Strikeouts	18 - 5/10/15 at Sacramento
Most Strikeouts, 9 Inn	17 - (4x), last 6/1/25 vs. Sugar Land
Most Wild Pitches	5 - 7/6/23 at Oklahoma City
Most Cons. Scoreless IP	27.0 - 6/12/6/15/09

MISCELLANEOUS RECORDS

Winning Streak	9 - (3x), 9/5/04-4/13/05, 4/18/06-4/27/06, 7/8/16-7/19/16
Losing Streak	13 - 6/17/16-6/30/16
Home Winning Streak	10 - 6/25/09-7/24/09
Road Winning Streak	9 - 7/7/03-7/30/03
Home Losing Streak	10 - 8/24-9/10/22
Road Losing Streak	10 - 7/28/04-8/15/04, 6/26/08 (G2) - 7/9/08
Longest Game (Time)	5:35 - 6/24/17 vs. El Paso (14 inn.)
Longest Game (Time), 9 Inn	4:09 - 6/15/13 vs. Memphis
Longest Game (Innings)	18 - 7/14/13 at Iowa
Shortest Game (Time)	1:29 - 6/18/22 vs. Salt Lake - G2 (7 inn.)
Shortest Game (Time) 9 Inn	1:35 - 9/1/08 at Round Rock
Largest Winning Margin	21 - (2x), last 4/21/19 vs. Tacoma (23-2)
Largest Losing Margin	20 - 6/22/04 vs. Oklahoma (4-24)
Largest Deficit Overcome	11 - 8/7/10 vs. Sacramento (1-12)
Largest Lead Loss	9 - (2x), last 4/23/24 vs. Oklahoma City (12-3, lost 17-13)
Most Errors	6 - (3x), last 4/30/15 vs. Salt Lake
Most Cons. Games Without An Error	14 - 7/8-7/24/21 (G2)
Most Players Used	21 - 7/14/13 at Iowa (18 inn.)
Longest Combined Scoreless Game	Through top of 12th inning; 5/1/16 at Reno

ALL-TIME RECORD ON....

	OVERALL	HOME	ROAD		OVERALL	HOME	ROAD
<i>Opening Day</i>	11-11	6-4	5-7	<i>Summer Solstice</i>	9-13	3-4	6-9
<i>Home Openers</i>	14-8	14-8	-	<i>Independence Day</i>	13-8	8-4	5-4
<i>Easter Sunday</i>	7-8	5-5	2-3	<i>Labor Day</i>	8-10	3-3	5-7
<i>Cinco de Mayo</i>	9-12	6-7	3-5	<i>Home Finale</i>	13-9	13-9	-
<i>Mother's Day</i>	10-12	3-6	7-6	<i>Penultimate Game</i>	12-10	6-3	6-7
<i>Memorial Day</i>	6-11	4-2	2-9	<i>Season Finale</i>	11-11	5-4	6-7
<i>Father's Day</i>	13-9	10-3	3-6	<i>Friday the 13th</i>	10-8	5-4	5-4



SINGLE-GAME INDIVIDUAL RECORDS

INDIVIDUAL BATTING

Most At-Bats	8 - (13x), last - R. McMahon, M. Tauchman, D. Brown, C. Adames, 6/24/17 vs. El Paso (14 inn.)
Most At-Bats, 9 Inn	7 - Blaine Crim, Keston Hiura, Sterlin Thompson, 9/10/25 at El Paso Reno
Most Runs	5 - (5x) last: Sam Hilliard, 9/10/25 at El Paso
Most Hits	5 - (32x), last: Aaron Schunk, 9/10/25 at El Paso
Most Doubles	3 - (30x) last - Aaron Schunk, 9/10/25 at El Paso
Most Triples	2 - (25x), last: Sam Hilliard, 4/25/25 at Reno
Most Home Runs	3 - (13x), last: Ryan Ritter, 5/25/25 at Reno
Most Home Runs, Inning	2 - (2x), last: Keston Hiura, 5/25/25 at Reno
Most RBI	8 - (3x), last: Roberto Ramos, 4/21/19 vs. Tacoma
Most Stolen Bases	4 - (3x), last: Braiden Ward, 8/14/25 at Oklahoma City
Most Walks	4 - (11x), last: Sean Bouchard, 8/22/23 at Oklahoma City
Most Strikeouts	6 - Lucas May, 7/19/10 at Nashville (13 inn.)
Most Hit-By-Pitches	3 - (3x), last: Jordan Patterson, 6/17/18 vs. Nashville**
Most Total Bases	14 - (2x), last: Noel Cuevas, 4/10/19 at Reno
Longest Hitting Streak	28 - Mike Tauchman, 8/12/16-4/9/17
Most Cons. Games with HR	7 - Dallas McPherson, 6/18/08 (G2) - 6/27/08 (G1)**
Most Cons. Games with XBH	11 - Ryan Ritter, 5/15/25 - 5/27/25
Most Cons. At-Bats with a hit	9 - Ryan McMahon, 6/14/17 - 6/16/17
Home Run (both sides of the plate)	2x: Joe Borchard (8/19/07 at Omaha), Michael Toglia (5/8/24 at El Paso)

INDIVIDUAL PITCHING

Most Earned Runs Allowed	16 - Tim Sexton, 7/24/11 vs. New Orleans
Fewest Hits, CG, 9 Inn	3 - Les Walrond, 6/19/05 at Memphis, Daniel Barone, 7/31/08 at Portland
Fewest Hits, CG	1 - Scott Elbert, 6/25/09 vs. Nashville (6.0 IP - Rain Shortened)
Most Walks	9 - (2x), last: Ryan Feltner, 7/24/25 at Salt Lake
Most Strikeouts	13 - James McDonald, 6/14/09 at Round Rock
Most Strikeouts (Relief)	10 - Randy Keisler, 6/21/11 vs. Oklahoma City (6.0 IP)
Most Home Runs Allowed	5 - (3x), last: Josh Rogers, 5/7/23 vs. Sugar Land
Most Innings Pitched (Start)	9.0 - (20x), last: Dana Eveland, 7/28/11 at Omaha
Most Innings Pitched (Relief)	7.0 - Sam Howard, 8/27/17 vs. Salt Lake
Shortest Outing (Start)	0.0 - (2x), last - Yency Almonte, 8/19/17 at Sacramento**
** - Tied PCL Record	

ISOTOPES STARTING PITCHER 10+ STRIKEOUT GAME (34)

2003 (1)	Seth Etherton (11), 5/27 vs. REN	2017 (4)	Ryan Carpenter (10), 6/20 at SAC
Scott Sanders (11), 7/29 at NAS	Edgar Gonzalez (10), 8/26 vs. OKC		Ryan Carpenter (11), 7/1 at TAC
2004 (1)	Tim Corcoran (12), 6/4 at NAS	2011 (1)	Sam Howard (10), 7/4 vs. SAC
Aaron Small (12), 5/25 vs. TUC			Ryan Carpenter (11), 8/28 vs. REN
2005 (1)	Randy Keisler (10), 6/21 vs. OKC	2012 (2)	2018 (1)
Travis Smith (10), 8/23 at RR	John Ely (11), 5/10 at TAC		Jeff Hoffman (10), 5/17 vs. REN
2006 (2)	Stephen Fife (12), 7/22 vs. IOW	2019 (4)	
Renyel Pinto (10), 6/24 at MEM	2013 (2)		Jeff Hoffman (10), 5/4 at TAC
Jeff Fulchino (10), 8/26 at RR	Jonathan Sanchez (10), 7/23 at NAS		Jeff Hoffman (10), 5/11 at FRE
2007 (1)	Matt Magill (10), 7/24 at NAS	2014 (2)	Peter Lambert (10), 5/24 at LV
Rick Vanden Hurk (12), 7/12 at NO	2014 (2)		Tim Melville (10), 7/28 vs. SL
2009 (4)	Matt Magill (10), 5/12 at ELP	2022 (2)	
James McDonald (10), 6/8 vs. OKC	Carlos Frias (10), 6/16 vs. NO		Ryan Feltner (10), 4/22 at RR
Giancarlo Alvarado (11), 6/11 at RR	2015 (1)	2025 (2)	Karl Kauffmann (11), 9/9 vs. ELP
James McDonald (13), 6/14 at RR	Boone Whiting (11), 8/26 vs. OKC		2025 (2)
Charlie Haeger (12), 7/23 at RR	2016 (1)		Andrew Quezada (11), 6/1 at SUG
2010 (4)	Jeff Hoffman (11), 6/19 vs. REN		Tanner Gordon (10), 7/10 at RR
Scott Elbert (10), 4/9 at OKC			



ALL-TIME 5-HIT GAME / 3 DOUBLE GAME

Isotopes All-Time 5-Hit Games (32)

Date	Player	Opponent	Notes
5/20/04	Derek Wathan	at Las Vegas	5-for-6, double, 2 RBI
8/8/06	Tom Wilson	at Colorado Springs	5-for-6, home run, 5 RBI
6/14/08	John Gall	vs. Omaha	5-for-5, 3 doubles, 3 RBI
7/22/08	Tommy Murphy	vs. Sacramento	5-for-6, 5 singles, 2 RBI
8/21/08	Robert Andino	vs. New Orleans	5-for-6, 2 singles, double, triple, home run, 2 RBI -- hit for cycle
7/27/09	Tony Abreu	vs. Iowa	5-for-5, double, home run, 3 RBI
5/11/10	John Lindsey	at Colorado Springs	5-for-5, double, triple, 1 RBI
6/12/11	Trayvon Robinson	vs. Nashville	5-for-6, double, 4 RBI
7/18/11	Russ Mitchell	vs. Oklahoma City	5-for-5, double, home run, 2 RBI
8/9/11	Jerry Hoffmann	vs. Salt Lake	5-for-5, double, home run, 5 RBI
8/20/12	Jamie Sands	vs. New Orleans	5-for-6, double. Final game of then team-record, 21-game hitting streak
4/29/14	Mike Baxter	vs. Salt Lake	5-for-5, 3 singles and 2 triples
6/16/17	Ryan McMahon	vs. Fresno	5-for-6, single, 2 doubles, 2 home runs, 3 runs scored, 7 RBI
6/24/17	Cristhian Adames	vs. El Paso	5-for-8, 3 singles, 2 home runs, 3 runs scored, 2 RBI (14-inn contest)
6/24/17	Ryan McMahon	vs. El Paso	5-for-8, 3 singles, 2 doubles, 2 runs scored, RBI (14-inn contest)
6/22/18	Garrett Hampson	at Fresno	5-for-5, 5 singles, 3 runs scored, RBI, 2 stolen bases
4/10/19	Noel Cuevas	at Reno	5-for-5, single, double, triple, 2 home runs, 5 RBI, 5 runs, hit for cycle
7/14/19	Pat Valaika	at El Paso	5-for-5, 2 singles, double, 2 home runs, 6 RBI
7/28/19	Yonathan Daza	vs. Salt Lake	5-for-5, 4 singles, double
7/4/21	Taylor Motter	vs. El Paso	5-for-5, 3 doubles, 3 RBI
4/14/22	Tim Lopes	vs. Tacoma	5-for-6, triple, 2 RBI
5/1/22	Ryan Vilade	vs. Sacramento	5-for-6, all singles, 3 RBI, raised batting average from .206 to .261
6/12/22	Sean Bouchard	at El Paso	5-for-5, 2 doubles, RBI
9/10/22	Ryan Vilade	vs. El Paso	5-for-5, 4 singles, double, RBI
9/11/22	Wynton Bernard	vs. El Paso	5-for-6, 2 doubles, home run, game-tying HR in 9th, walk-off single in 10th
7/2/23	Jonathan Morales	vs. El Paso	5-for-5, hit for cycle, 3-run triple in 5th, 3-run homer in 8th, 7 RBI
9/9/23	Jonathan Morales	vs. Reno	5-for-5, all singles, third Isotope to accomplish feat twice in one season
4/25/24	Hunter Stoval	vs. Oklahoma City	5-for-5, all singles (two infield hits), season debut
7/21/24	Kris Bryant	at Sacramento	5-for-5, third five-hit game of career, first rehabber to accomplish feat for ABQ
4/5/25	Zac Veen	vs. Salt Lake	5-for-5, career-high in hits, 2 doubles, homer, 4 RBI
5/16/25	Sterlin Thompson	vs. Tacoma	5-for-7, career-high in hits, double, triple, 2 RBI
9/10/25	Aaron Schunk	at El Paso	5-for-6, career-high in hits, 3 doubles, home run, 3 RBI, 4 runs

Isotopes All-Time 3-Double Games (33)

Date	Player	Opponent	Notes
5/8/04	Joe Dillon	vs. Omaha	Helped ABQ rally from a 7-2 deficit to win 12-7
8/23/04	Mike Colangelo	at Colorado Springs	Second double was part of an eight-run sixth inning
6/8/06	Eric Reed	vs. Memphis	4-for-6, 4 hits, 4 runs scored, Topes tied a then-team record with 18 runs
6/11/08	John Gall	vs. Round Rock	4-for-5, benches cleared in seventh inning, four total ejections
6/14/08	John Gall	vs. Omaha	5-for-5, 3 RBI, hit safely in eight straight AB from 6/14-15, setting team record
4/10/09	Xavier Paul	vs. Omaha	3-for-4, second game of the season
7/27/09	Tony Abreu	vs. Iowa	5-for-5, 3 RBI, also connected on leadoff homer to start game
8/14/09	A.J. Ellis	at Las Vegas	3 RBI, two-run double in 10th inning provided winning margin
4/15/10	John Lindsey	vs. New Orleans	4-for-5, HR, 3 RBI
5/15/10	John Lindsey	at Salt Lake	Raised his batting average to .420 (47-for-112) after 29 games
8/7/10	John Lindsey	vs. Sacramento	ABQ won 13-12 after trailing 12-1, biggest comeback in team history
8/27/10	John Lindsey	vs. Oklahoma City	4-for-5, HR, 4 RBI, his fourth four-double game of the 2010 season
5/22/12	Luis Cruz	vs. Fresno	2 RBI, doubled in four straight AB dating to the previous game
8/1/12	Tim Federowicz	vs. Las Vegas	2 RBI
6/21/13	Justin Sellers	at Omaha	4-for-5, 2 RBI, doubled off Yordano Ventura and Will Smith in game game
6/25/13	Damaso Espino	vs. Round Rock	Doubled in three straight innings (7th-9th) incl. walk-off 2-run XB
7/5/13	Matt Angle	vs. Iowa	Doubled off Jake Arrieta in 1st, game suspended, resumed next day
4/18/14	Griff Erickson	vs. El Paso	4-for-4, HR, 4 RBI, ABQ completed 4-game sweep in first ever series vs. ELP
8/4/14	Mike Baxter	vs. Tacoma	3 RBI
4/9/17	Raimel Tapia	vs. Salt Lake	3 RBI, first Topo of the Rockies era with a 3-double game
7/26/17	Daniel Castro	vs. Omaha	RBI, contributed to 8-run 6th inning in 13-1 win
4/16/18	Tom Murphy	vs. Salt Lake	2 RBI
6/22/18	Raimel Tapia	at Fresno	3-for-5 from leadoff spot, Garrett Hampson was 5-for-5 from 2-hole
5/27/19	Josh Fuentes	vs. Sacramento	First double came off switch-pitcher Pat Venditte
6/8/19	Pat Valaika	at Iowa	Last double was against position player Jacob Hanneman in 12th inning
6/15/21	Rio Ruiz	at Salt Lake	Wrapped up series in SLC batting .538 (14-for-26)
7/4/21	Taylor Motter	vs. El Paso	5-for-5, won PCL Player of Month in July (.382 with 15 home runs)
7/30/21	Alan Trejo	vs. Salt Lake	Finished with 4 XBH, also tripled in first inning
9/24/21	Elehuris Montero	vs. Reno	Was 4-for-4 after being HBP on helmet in first inning
9/27/21	Josh Fuentes	vs. Reno	ABQ's final home game of season, also hit for cycle four days earlier
8/26/22	Alan Trejo	vs. Round Rock	Was 4-for-5, third to last game at AAA before being called up 9/1
7/1/25	Drew Romo	vs. El Paso	Finished 3-for-4, 2 RBI, career-high in doubles
9/10/25	Aaron Schunk	at El Paso	Went 5-for-6, career-high in hits, home run, 3 RBI, 4 runs



ALL-TIME SHUTOUTS / DOUBLE-DIGIT RUN GAMES

Isotopes Shutouts				
Year	Home Record	Road Record	Overall	Notable
2003	1-1	2-8	3-9	
2004	3-2	0-2	3-4	8/10/04 shutout Fresno in both games of DH: 1-0 and 6-0
2005	1-1	3-2	4-3	
2006	4-0	4-6	8-6	5/9-5/10 at Portland: lost 1-0 and 5-0; 5/14-5/15 at Tacoma: won 3-0 and 1-0
2007	1-1	1-5	2-6	6/23 at Iowa: lost 15-0
2008	0-0	4-6	4-6	
2009	3-4	5-9	8-13	6/11-6/12 at Round Rock won 3-0 and 4-0; 6/29-6/30 at Omaha lost 2-0 and 9-0
2010	3-2	3-2	6-4	
2011	1-1	4-5	5-6	
2012	4-0	3-6	7-6	Lost 3-0 and 2-0 at New Orleans on 5/31 and 6/1
2013	2-1	3-3	5-4	
2014	0-6	6-6	6-12	4/26 at Fresno: shutout Fresno in both games of DH: 1-0 and 2-0 wins
2015	1-1	3-9	4-10	Topes shutout 3 straight games lost 3-0 in Game 2 of DH at Round Rock on 5/24, swept in DH at New Orleans 3-0 and 4-0
2016	2-0	3-3	5-3	
2017	3-1	3-7	6-8	8/24 vs. Salt Lake: 1st shutout in 9-inn contest at Isotopes Park in 207 home games
2018	1-2	1-7	2-9	shut out in back-to-back games June 11-13 (off day in between)
2019	1-1	1-7	2-8	First 3 shutouts of season (1W/2L) came against Tacoma
2021	0-2	0-4	0-6	Shut out in back-to-back games 5/29 and 5/30 at Sugar Land
2022	2-1	0-1	2-2	
2023	1-0	2-3	3-3	Three nine-inning shutouts over the final 24 games of the season (8/29, 8/31, 9/22) after not accomplishing the feat over their previous 393 such contests
2024	0-0	1-2	1-2	Tanner Gordon tossed 8.0 scoreless innings at Tacoma on Sept. 4, 11th time in Isotopes history a pitcher finished an outing with at least 8.0+ scoreless frames
2025	0-1	2-3	2-4	Club was shutout on Opening Day for the first time in team history (at Sacramento, 8-0), 9/3 vs. Round Rock: 1st shutout in 9-inn contest at Isotopes Park in 254 games.
TOTAL	34-26	54-102	88-128	

Isotopes All-Time Double Digit Run Games (Scored and Allowed)				
Year	Scored	Allowed	Record When Scoring	Record When Allowing
2003	16	23	15-1	3-20
2004	18	23	15-3	1-22
2005	17	22	13-4	1-21
2006	17	17	17-0	3-14
2007	19	17	18-1	1-16
2008	22	20	21-1	3-17
2009	18	9	18-0	0-9
2010	27	30	23-4	6-24
2011	24	28	21-3	5-23
2012	29	23	23-6	4-19
2013	21	6	20-1	1-5
2014	18	18	16-2	3-15
2015	12	19	10-2	2-17
2016	7	11	7-0	0-11
2017	16	14	12-4	1-13
2018	25	19	23-2	4-15
2019	22	32	20-2	2-30
2021	18	18	14-4	2-16
2022	25	36	22-3	0-36
2023	25	32	21-4	5-27
2024	25	38	20-5	6-32
2025	23	22	19-4	2-20
TOTAL	444	477	388-56	55-422



SINGLE-SEASON TEAM RECORDS

TEAM BATTING	HIGH	YEAR(S)	LOW	YEAR(S)
Average	.302	2010	.258	2021
Runs	959	2023	662	2016
Hits	1,533	2010	1,115	2016
Doubles	341	2010	248	2016
Triples	79	2017	33	2008
Home Runs	240	2022	110	2013
RBI	907	2023	625	2016
Walks	689	2023	390	2017
Strikeouts	1,431	2024	868	2009
Stolen Bases	186	2024	68	2021
Caught Stealing	79	2003	23	2021
At-Bats	5,246	2024	4,325	2021

TEAM PITCHING	HIGH	YEAR(S)	LOW	YEAR(S)
ERA	6.89	2022	4.05	2013
Complete Games	8	2009	0	2013, 18, 19, 21, 23
Shutouts	8	2006, 09, 12	0	2021
Saves	46	2009	19	2019
Innings Pitched	1,316.2	2023	1,110.0	2021
Hits Allowed	1,615	2024	1,228	2021
Runs Allowed	1,096	2024	638	2013
Earned Runs Allowed	982	2022	567	2013
Home Runs Allowed	258	2022	125	2015
Hit Batsmen	86	2006	38	2015
Walks Allowed	725	2023	421	2016
Strikeouts	1,212	2023	835	2007
Wild Pitches	94	2012	45	2009
Average Against	.309	2019	.263	2009

GENERAL	HIGH	YEAR(S)	LOW	YEAR(S)
Wins	80	2009, 12	58	2021, 24
Losses	92	2024	64	2009, 12
Winning Percentage	.556	2009, 12	.387	2024
Winning/Losing Streaks	9	2006, 16	13	2016
Home Wins	48	2012	30	2024
Home Losses	45	2024	24	2012
Road Wins	38	2009	23	2021
Road Losses	48	2022	34	2009
Extra-Inning Games	16	2010	4	2018
Extra-Inning Wins	10	2010	0	2018
Extra-Inning Losses	8	2004, 06, 17	1	2005
One-Run Games	48	2006	28	2018
One-Run Wins	25	2003, 06	10	2018
One-Run Losses	26	2013	14	2008, 11
Comeback Wins (trailing in 7th or later)	14	2008, 23, 25	6	2016
Last At-Bat Wins	18	2003	6	2013
Walk-Off Wins	11	2006, 15	2	2018
Walk-Off Losses	9	2022	3	2011, 14, 19
Errors	145	2024	94	2016, 23

PITCHING APPEARANCES BY ISOTOPES HITTERS

Date	Player	Opponent	Notes
6/24/17	Rosell Herrera	vs. El Paso	Entered for Domic Brown in the 14th inning, allowing 1 run, 2 hits including a home run in 1.0 IP
6/24/17	Domic Brown	vs. El Paso	Received loss after not recording an out in the 14th inning, allowing 4 hits, 1 BB and 5 runs
8/1/15	Tim Smalling	at Fresno	Allowed game-tying leadoff HR to Matt Duffy followed by Max Stassi two-run walk-off HR
8/1/15	Jeremy Barfield	at Fresno	Barfield pitched 10th and 11th inn. (1 hit, 0 walks, 4 K, 26 pitches/20 strikes). Not used for 12th inn.
8/14/14	Brock Peterson	vs. Memphis	3 up, 3 down, final inning of 17-7 loss
7/6/14	Brock Peterson	vs. Las Vegas	Allowed HR to Cesar Puello for final margin in a 12-1 loss
5/2/14	John Cannon	vs. Fresno	Was bullpen catcher on active roster. Scoreless 8th, 1 run in 9th. Threw 41 pitches, 1 BB, 2 K
7/14/13	Elevys Gonzalez	at Iowa	Final inning of 5-1 win in 18 innings. Got the win & scored the go-ahead run in the top of the inning.
8/20/12	Josh Fields	vs. New Orleans	1.0 IP, 3 H, 1 R, 1 K -- in 20-10 loss
8/30/10	Travis Denker	vs. Iowa	Entered in 9th, down 15-5. Did not record out. Taken out and P Juan Perez records final three outs
8/2/10	Elian Herrera	at New Orleans	Down 8-1 in 8th, allowed 3 H, 2 R, including HR to Scott Cousins in eventual 10-1 loss
5/31/10	Ramon Nivar	at Memphis	1.0 IP, 1 HR to Daniel Descalso -- in 11-0 loss
5/7/10	Timo Perez	vs. Nashville	1.0 IP, 0 R -- in 11-1 loss
8/29/08	Andrew Beattie	at Round Rock	1.0 IP, 1 K -- in 12-2 loss
4/27/08	Andrew Beattie	at Oklahoma	1.0 IP, 1 H, 1 R, 2 BB -- in 15-5 loss
8/30/07	Josh Labandeira	at Round Rock	1.0 IP, 0 R, 2 K -- in 13-5 loss; pitched twice in 2008 for Durham and ruined his 0.00 ERA
8/22/07	Josh Labandeira	vs. Memphis	Entered down 20-5, pitched scoreless 9th. Topes scored 7 in bottom ninth, still lost 20-12
5/17/03	Anthony Iapoce	vs. Nashville	1.0 IP, 0 R -- in 15-4 loss



SINGLE-SEASON INDIVIDUAL RECORDS

INDIVIDUAL BATTING		PLAYER	YEAR
Average	.364	Yonathan Daza	2019
Games	143**	Josh Wilson	2005
At Bats	598**	Robert Andino	2007
Runs	109**	Sam Hilliard	2019
Hits	180**	Josh Fuentes	2018
Doubles	41*	John Lindsey	2010
Triples	13*	Robert Andino	2007
Home Runs	42**	Dallas McPherson	2008
RBI	107*	Jerry Sands	2012
Total Bases	290*	Scott Seabol	2007
Extra-Base Hits	71	Sam Hilliard	2019
Walks	100*	Joc Pederson	2014
Intentional Walks	6	Matt Cepicky	2006
Strikeouts	175*	Robert Stratton	2003
Stolen Bases	49*	Dee Gordon	2013
Caught Stealing	13	Robert Andino	2007
Hit By Pitches	22	Joc Pederson	2014
		Mike Kinkade	2006
		Jordan Patterson	2018
Sacrifice Bunts	14	Chin Lung-Hu	2009
Sacrifice Flies	12**	Josh Wilson	2005
On-Base Percentage	.459*	Joe Dillon	2005
Slugging Percentage	.752*	Taylor Motter	2021
OPS	1.209	Taylor Motter	2021

INDIVIDUAL PITCHING		PLAYER	YEAR
Wins	14*	John Ely	2012
Losses	13	Zach Lee	2014
	13*	Pat Dean	2019
	13*	Karl Kauffmann	2024
ERA	3.20*	John Ely	2012
Games	64**	Zach Lee	2022
Games Started	29*	Jeff Fulchino	2005
	29*	Karl Kauffmann	2024
Complete Games	4**	Charlie Haeger	2009
Shutouts	2*	Les Walrond	2005
Saves	32*	Scott Strickland	2009
Games Finished	50*	Brad Clontz	2006
Innings Pitched	170.2	Sean Bergman	2003
Hits Allowed	209	John Lannan	2015
Runs Allowed	141**	Karl Kauffmann	2024
Earned Runs Allowed	129**	Karl Kauffmann	2024
Home Runs Allowed	34	Pat Dean	2019
	34**	Karl Kauffmann	2024
Hit Batsmen	15*	Jeff Fulchino	2006
Walks	76	Karl Kauffmann	2024
Strikeouts	165*	John Ely	2012
Wild Pitches	19*	Eulogio De La Cruz	2008
Balks	4*	Derrick Loop	2012
Double Plays	32	Bobby Keppel	2008
WHIP	1.10*	John Ely	2012
Opponents Average	.238	John Ely	2012
K/9 IP Ratio	10.0	Jeff Criswell	2023

* Led Pacific Coast League ** Led Minor League Baseball

TRIPLE PLAYS

Date	Turned by	Scoring	Notes
5/28/07	Isotopes	Lineout 1-6-3	Batter was Nashville's Laynce Nix. Lined to pitcher Mauro Zarate, threw to SS Robert Andino and onto 1B; 1st in Topes history
6/26/07	Iowa Cubs	Lineout 1-6-3	Batter was ABQ's Reggie Abercrombie. Lined to pitcher Ben Howard, threw to SS Ronny Cedeno and onto 1B Micah Hoffpauir.
8/28/07	Isotopes	Lineout 1-5-3	Batter was Round Rock's Cody Ransom. Lined to pitcher Chris George, threw to 3B Scott Seabol and onto 1B Valentino Pasucci.
9/9/09	Isotopes	Groundout 6-3	Batter was Memphis' Matt Pagnozzi. Grounded to SS Chin-Lung Hu stepped on 2B and threw to 1B Hector Luna and then Brian Barden out at 3B. Game 1 of playoffs.
8/26/15	Isotopes	Groundout 5-4-3	Batter was OKC's Jose Tabata. Grounder to Rafael Ynoa at 3B, over to Cristhian Adames at 2B, and onto Wilin Rosario at 1B.



Organization

2026 Isotopes

2025 In Review

Colorado Rockies

Opponents

Isotopes Records

ABQ Pro Baseball

History

Media Information

THE LAST TIME IT HAPPENED

HITTING

10-Game Hitting Streak.....	Sam Hilliard (11), 7/20/25-8/2/25/Aaron Schunk (14), 7/6/25-8/2/25
15-Game Hitting Streak.....	Warming Bernal (15), 5/31/25-6/28/25
20-Game Hitting Streak.....	Ryan Ritter (21), 5/14/25-active
25-Game Hitting Streak.....	Mike Tauchman (28), 8/12/16-4/9/17
8+ At Bats.....	Ryan McMahon, Mike Tauchman, Domonic Brown, Cristhian Adames, (8), 6/24/17 vs. El Paso (14 Inn)
6+ Hits.....	Never
5 Hits.....	Aaron Schunk, 9/10/25 at El Paso
2+ Hits in an Inning.....	Michael Toglia (1B, 2B), 8/13/25 at Oklahoma City (5th inn.)
2+ Hit-By-Pitches.....	Sterlin Thompson (2), 8/17/25 at Oklahoma City
5+ Runs.....	Sam Hilliard (5), 9/10/25 at El Paso
3+ Doubles.....	Aaron Schunk (3), 9/10/25 at El Paso
2+ Triples.....	Sam Hilliard (2), 4/25/25 at Reno
A Grand Slam.....	Owen Miller, 8/19/25 vs. Las Vegas
2 Grand Slams.....	Jerry Sands, 7/29/12 at Nashville (G2)
A Pinch-Hit Grand Slam.....	Luis Maza, 7/1/09 vs. Memphis
3+ Home Runs.....	Ryan Ritter (3), 5/25/25 at Reno
2+ Home Runs.....	Keston Hiura (2), 9/17/25 vs. Reno
Inside-The-Park Home Run.....	Adael Amador, 9/18/25 vs. Reno (4th inn.)
Pinch-Hit Home Run.....	Trevor Boone, 7/19/24 at Sacramento (8th inn., solo)
Home Run By a Pitcher.....	Ryan Castellani, 4/30/19 vs. Sacramento
Hit Back-To-Back Home Runs.....	Keston Hiura & Michael Toglia, 9/17/25 vs. Reno (1st inn.)
Hit Back-To-Back-To-Back HR.....	Connor Joe, Taylor Motter & Sam Hilliard, 6/7/21 vs. Las Vegas (9th inn.)
8+ RBI.....	Roberto Ramos, 4/21/19 vs. Tacoma
6+ RBI.....	Adael Amador (6), 8/22/25 vs. Las Vegas
10+ Total Bases.....	Sam Hilliard (10) & Aaron Schunk (11), 9/10/25 at El Paso
4+ Walks.....	Sean Bouchard (4), 8/22/23 at Oklahoma City
Lead-Off Home Run.....	Zac Veen, 7/6/25 vs. El Paso
Walk-Off Home Run.....	Braxton Fulford, 4/4/25 vs. Salt Lake
Walk-Off Hit.....	Michael Toglia (RBI single), 8/8/25 vs. Round Rock (11th inn.)
Hit For Cycle.....	Jonathan Morales, 7/2/23 vs. El Paso
5 Hits, RBI & runs, Game.....	Noel Cuevas (5 H, 5 RBI, 5 R), 4/10/19 at Reno
4 Hits, RBI & runs, Game.....	Sam Hilliard (4 H, 4 RBI, 5 R), 9/10/25 at El Paso
Consecutive 4-Hit Games.....	Zac Veen, 6/26-/6/27/25 at Las Vegas
Scored 20+ Runs.....	21, 9/10/25 at El Paso
Scored 15+ Runs.....	21, 9/10/25 at El Paso
Scored 10+ Runs.....	10, 9/20/25 vs. Reno
Scored 8+ Runs in an Inning.....	9, 7/2/25 vs. El Paso (4th inn.)
Had 20+ Hits.....	27, 9/10/25 at El Paso
Had 6+ Home Runs.....	7, 5/25/25 at Reno
Had 3+ Triples.....	3, 4/25/25 at Reno
Had 8+ Doubles.....	9, 9/10/25 at El Paso
Had 6+ Doubles.....	9, 9/10/25 at El Paso
Had 10+ Walks.....	10, 4/15/25 vs. El Paso
Had Less Than 2 Strikeouts.....	2, 8/6/25 at Round Rock (G2)
Was Shut Out.....	9/3/25 vs. Round Rock (3-0)
Was Shut Out in Back-To-Back Games.....	5/29/21 at Sugar Land (2-0) and 5/30/21 at Sugar Land (8-0)
Recorded Zero Hits.....	7/3/21 vs. El Paso (Luke Westphal held ABQ hitless in five-inning rain shortened game)

PITCHING

A Perfect Game.....	Never
A No-Hitter.....	Never
A 9-Inning Complete Game.....	Dana Eveland, 7/28/11 at Omaha
A Complete-Game Shutout.....	Gabriel Hughes, 9/12/25 at El Paso (5 inn.)
Two Consecutive Complete Games.....	Dana Eveland (6 IP) and John Ely (7 IP), 4/20/11 at Iowa (both games of DH)
A 1-Hitter.....	Sam Howard, Yency Almonte, Carlos Estevez, Brooks Pounders and Scott McGough, 8/11/18 at Fresno
15+ Strikeouts (Individual).....	Never
10+ Strikeouts (Individual).....	Tanner Gordon (10), 7/10/25 at Round Rock
Position Player Pitching.....	Rosell Herrera, 6/24/17 vs. El Paso (14 Inn)
Pitcher Used as a Position Player.....	Matt Flemer, RF, 6/24/17 vs. El Paso (14 Inn)
Held Opponent to 1 Hit.....	8/11/18 at Fresno
Held Opponent to 2 Hits.....	9/12/25 at El Paso (5 inn.)
Struck Out 15+ Batters (Team).....	17, 6/1/25 vs. Sugar Land
Did Not Issue a Walk.....	9/19/25 vs. Reno (G1)
Shut Out an Opponent.....	9/12/25 at El Paso (9-0, 5.5 inn.)
Recorded Back-To-Back Shutouts.....	6/19/14 at Omaha (5-0) and 6/21/14 at Iowa (4-0)

MISCELLANEOUS

3+ Stolen Bases.....	Braiden Ward (4), 8/14/25 at Oklahoma City
A Steal of Home.....	Braiden Ward, 9/20/25 vs. Reno (pick-off to first)
Stole 8+ Bases.....	8, 8/14/25 at Oklahoma City
Turned a Triple Play.....	Rafael Ynoa (3B) to Cristhian Adames (2B) to Wilin Rosario (1B), 8/26/15 vs. Oklahoma City
Ejection (manager/coach).....	Pedro Lopez, 9/9/25 at El Paso
Ejection (player).....	Zac Veen, 9/15/24 vs. Las Vegas
1-0 Game (9 Innings, W or L).....	7/26/21 at El Paso (Loss)
Had 4+ Errors.....	4, 9/9/25 at El Paso
Surrendered an Inside-The-Park Home Run.....	Dustin Harris, 9/3/25 vs. Round Rock (5th inn.)



ALL-TIME DOUBLE HEADERS / MLB EXHIBITION GAMES AT RGCU FIELD

Opponent	Date	Scores		Opponent	Date	Scores	
at Colorado Springs	4/26/03	L, 4-8	L, 5-10	vs. Las Vegas	7/5/14	W, 11-3	L, 3-6
vs. Colorado Springs	5/29/03	W, 6-4	L, 3-5	at Las Vegas	7/11/14	L, 1-8	W, 5-2
at Colorado Springs	6/19/03	W, 7-3	L, 2-3	at Las Vegas	4/27/15	L, 0-8	L, 2-3
at Nashville	7/31/03	L, 1-2	L, 0-1	vs. Las Vegas	5/5/15	L, 2-11	L, 1-3
at Omaha	4/26/04	W, 5-2	W, 9-6	at Round Rock	5/24/15	L, 4-5	L, 0-3
at Nashville	6/19/04	W, 5-4	L, 0-3	at New Orleans	5/26/15	L, 0-3	L, 0-4
vs. Omaha	7/24/04	L, 0-3	W, 4-2	at Salt Lake	6/8/15	L, 7-10	W, 8-7
vs. Fresno	8/10/04	W, 1-0	W, 6-0	at Las Vegas	7/7/15	W, 3-0	L, 1-3
at Nashville	7/15/05	L, 1-6	W, 2-1	at El Paso	7/11/15	L, 0-4	W, 9-2
vs. New Orleans	8/14/05	L, 1-5	W, 6-1	vs. Sacramento	7/27/15	L, 0-10	L, 1-10
vs. New Orleans	7/19/06	L, 5-6	W, 3-2	at Nashville	8/20/15	W, 6-0	L, 2-3
vs. Fresno	8/1/06	W, 3-2	L, 1-15	at Reno	4/30/16	W, 2-1	W, 8-4
at Salt Lake	8/3/06	L, 3-8	W, 10-2	vs. Fresno	6/2/16	L, 2-6	L, 3-4
vs. Oklahoma	6/13/07	L, 1-11	W, 3-2	at Las Vegas	7/8/16	W, 9-8	W, 5-3
vs. New Orleans	7/22/07	L, 4-14	L, 4-7	vs. Nashville	7/19/16	W, 7-5	W, 5-3
at Tucson	7/29/07	W, 7-4	L, 2-6	vs. Sacramento	8/5/16	L, 3-12	L, 2-3
at Omaha	8/21/07	W, 5-1 (8)	W, 8-6	vs. Las Vegas	8/9/16	W, 7-0	W, 4-3
at Omaha	4/5/08	L, 3-8	W, 63 (9)	at Salt Lake	8/31/16	W, 1-0	L, 3-5
vs. Omaha	5/18/08	W, 11-2	L, 4-10	vs. Tacoma	7/18/17	W, 5-3	L, 3-9
at Memphis	6/18/08	L, 1-3	L, 4-5	vs. Fresno	8/12/17	L, 1-2	L, 3-5
at Iowa	6/27/08	L, 6-8	L, 0-7	vs. Reno	8/30/17	W, 6-4 (8)	L, 6-7 (8)
at Iowa	6/28/08	W, 11-6	L, 3-9	at Fresno	6/23/18	W, 3-2	L, 1-2
at Oklahoma City	5/30/09	L, 0-1	W, 2-1	vs. Reno	4/18/19	L, 3-6	W, 4-2
at New Orleans	6/4/09	L, 2-3	W, 2-0	at Salt Lake	4/27/19	W, 10-7	W, 14-12 (8)
at Nashville	8/2/09	W, 4-1	W, 2-1	vs. Salt Lake	7/27/19	L, 4-8	L, 7-8
at Iowa	7/6/10	W, 6-4	W, 50 (8)	at El Paso	7/24/21	W, 10-6	L, 2-3
at Omaha	7/9/10	W, 8-4	L, 3-4	vs. Salt Lake	8/1/21	W, 6-3	W, 4-3
at New Orleans	8/1/10	W, 3-2	L, 2-8	at Sugar Land	8/16/21	W, 2-1	L, 5-6
vs. Sacramento	8/6/10	L, 5-14	L, 3-12	at Oklahoma City	5/5/22	W, 5-4	L, 3-12
vs. New Orleans	8/24/10	W, 6-5	L, 3-8	vs. Salt Lake	6/18/22	W, 6-5	W, 4-0
at Iowa	4/20/11	L, 1-3	W, 3-0	vs. El Paso	9/7/22	L, 2-6	**L, 6-7
at Oklahoma City	6/14/11	L, 0-2	L, 3-5	vs. Oklahoma City	9/14/22	W, 2-0	W, 4-3
at Nashville	7/14/11	L, 0-5	L, 2-4	vs. Tacoma	5/20/23	W, 6-1	L, 3-6
vs. Oklahoma City	7/21/11	W, 8-4	W, 6-1	vs. El Paso	4/20/25	W, 4-3 (8)	L, 6-5
at Nashville	7/15/12	L, 1-2	W, 8-5	vs. Round Rock	8/6/25	L, 5-3	***L, 5-4
vs. Memphis	7/19/12	W, 4-3	L, 3-2				
at Nashville	7/29/12	W, 4-2 (8)	W, 11-0				
vs. Tucson	8/8/12	W, 4-0	W, 7-2				
vs. Omaha	4/10/13	L, 3-6	L, 3-6				
at Omaha	4/19/13	L, 2-3	L, 2-3				
vs. Omaha	6/19/13	W, 11-3	L, 1-2				
at Tacoma	4/4/14	L, 1-11	W, 6-3				
at Fresno	4/26/14	W, 1-0	W, 2-0				
at Tacoma	6/6/14	L, 3-5	L, 2-4				
vs. Reno	6/27/14	W, 3-2	W, 3-2				
at El Paso	7/2/14	W, 5-4	L, 5-9				

ALL-TIME RECORD: 75-83 (17 sweeps, 22 swept, 41 splits)
HOME: 33-37 (9 sweeps, 11 swept, 15 splits)
ROAD: 42-48 (8 sweeps, 11 swept, 26 splits)
 9 doubleheaders in 2015 were most in team history
 **ELP was home team in Game 2 on 9/7/22 at Isotopes Park
 *** RR was home team in Game 2 on 8/6/25 at Isotopes Park

MLB EXHIBITION GAMES AT RIO GRANDE CREDIT UNION FIELD AT ISOTOPES PARK

DATE	SCORE	ATTENDANCE
April 4, 2004	Albuquerque Isotopes 9, Florida Marlins 1	14,177
April 1, 2005	Texas Rangers 11, Colorado Rockies 7	9,373
April 2, 2005	Texas Rangers 7, Arizona Diamondbacks 4	11,987
April 2, 2010	Seattle Mariners 11, Colorado Rockies 11	9,813
April 3, 2010	Colorado Rockies 10, Seattle Mariners 4	11,319
March 25, 2019	Albuquerque Isotopes 7, Colorado Rockies 3	12,222



POSTPONED / SUSPENDED ISOTOPES GAMES

POSTPONED / SUSPENDED ISOTOPES GAMES *SUSPENDED GAME

2003	3 road, 1 home	at Nashville (4/10), vs. Colorado Springs (4/15), at Colorado Springs (4/24), at Colorado Springs (6/17)
2004	1 road, 1 home	at Omaha (4/24), vs. Omaha (7/23)
2005	1 road, 1 home	at Nashville (7/14), vs. New Orleans (8/13)
2006	3 road, 4 home	vs. Omaha (6/27)*, vs. New Orleans (7/18), at New Orleans (7/24), vs. Fresno (7/31), at Salt Lake (8/2), at Colorado Springs (8/9), vs. Nashville (8/13)*
2007	4 road, 5 home	vs. Iowa (4/12)*, vs. Portland (5/8)* vs. Oklahoma (6/11), at New Orleans (7/15), at Tucson (7/28), at Tucson (7/31), vs. Salt Lake (8/4), at Omaha (8/20), vs. Oklahoma (9/1)*
2008	6 road, 2 home	at Omaha (4/3), at Iowa (4/8), at Iowa (4/10), vs. Omaha (5/15), at Memphis (6/17), at Memphis (6/20)*, vs. Sacramento (7/22)*, at Nashville (8/25)
2009	5 road, 1 home	at New Orleans (4/27), at OKC (5/5), vs. Colorado Springs (5/26)*, at Round Rock (6/11)*, at Nashville (7/4)*, at Nashville (7/5)
2010	4 road, 2 home	at New Orleans (4/23), at Omaha (4/26), at Colo. Springs (5/14), at Iowa (7/4), vs. Iowa (7/30)* vs. Sacramento (8/5), vs. New Orleans (8/23)
2011	2 road, 1 home	at Iowa (4/19), at Nashville (5/1), at Nashville (7/15)*, vs. OKC (7/20)
2012	2 road, 3 home	vs. New Orleans (6/21)*, at Nashville (7/12), at Nashville (7/14), vs. Memphis (7/18), vs. Tucson (8/7)
2013	2 road, 3 home	vs. Omaha (4/9), at Omaha (4/17), at Omaha (4/18), vs. Iowa (7/5)*, vs. New Orleans (7/26)*
2014	5 road, 3 home	at Tacoma (4/3), at Tacoma (4/5), at Fresno (4/25), vs. Reno (5/25), at Omaha (6/20), at El Paso (7/1), vs. El Paso (7/9)*, vs. Memphis (8/15)
2015	7 road, 2 home	at Las Vegas (4/25), vs. Las Vegas (5/4), at Round Rock (5/23), at New Orleans (5/25), at Salt Lake (6/6), at Las Vegas (7/6), at El Paso (7/10), vs. Sacramento (7/26), at Nashville (8/19)
2016	2 road, 5 home	at Reno (4/29), at Omaha (5/26), vs. Fresno (6/1), vs. Nashville (7/18), vs. Salt Lake (7/29), vs. SAC (8/4), vs. Las Vegas (8/8)
2017	1 road, 3 home	at Reno (4/13)* vs. Tacoma (4/25), vs. Fresno (8/11), vs. Reno (8/29)
2018	0 road, 2 home	vs. Fresno (6/3)* vs. Round Rock (8/1)*
2019	1 road, 3 home	vs. Reno (4/17), at Salt Lake (4/26), vs. Las Vegas (7/6)*, vs. Salt Lake (7/26)
2021	2 road, 4 home	vs. El Paso (7/5)*, vs. El Paso (7/6)*, at El Paso (7/23), vs. Salt Lake (7/31), at SUG (8/15), vs. RR (8/28)*
2022	4 road, 3 home	at OKC (5/5), vs. Salt Lake (6/17), at El Paso (8/7), vs. Reno (8/12)*, at SUG (8/30, 9/3), vs. OKC (9/13)
2023	0 road, 1 home	vs. TAC (5/19) - doubleheader the next day, fewest DH in Topes history
2024	0 road, 2 home	vs. Salt Lake (6/29)*, vs. Round Rock (7/27)* - Topes lost resumed game and regular contest each time
2025	1 road, 2 home	vs. El Paso (4/19), vs. Salt Lake (5/4), at Round Rock (7/13)
TOTAL	56 road, 53 home	Nashville (10), Omaha (8), El Paso (5), New Orleans (5), Salt Lake (5), Colorado Springs (4), Iowa (4), Round Rock (3), SUG (3), Reno (2), Las Vegas (2), Tacoma (2), Tucson (2), Memphis (2), OKC (2), Fresno (1)



YEARLY BATTING LEADERS

YEAR	Average	Games	At Bats	Runs
2003	Jason Wood - .296	Kevin Hooper- 130	Kevin Hooper- 493	Jason Wood- 80
2004	Joe Dillon- .325	Matt Padgett- 131	Matt Padgett- 435	Joe Dillon- 96
2005	Joe Dillon- .360	Josh Wilson- 143**	Josh Wilson- 526	Josh Wilson- 88
2006	Mike Kinkade- .328	Jason Wood- 123	Robert Andino- 498	Robert Andino- 70
2007	S. Seabol/J. Gall- .300	Robert Andino- 142*	Robert Andino- 598**	Scott Seabol- 100
2008	John Gall- .312	Andrew Beattie- 128	Dallas McPherson- 448	Dallas McPherson- 94
2009	Mitch Jones- .297	Chin-lung Hu- 130	Chin-lung Hu- 496	Dee Brown- 79
2010	John Lindsey- .353*	Jamie Hoffmann- 139	Jamie Hoffmann- 545*	Russ Mitchell- 97
2011	Ivan DeJesus Jr.- .310	Jamie Hoffmann- 133	Jamie Hoffmann- 475	Jamie Hoffmann- 91
2012	Alex Castellanos - .328	Josh Fields - 133	Josh Fields - 490	Josh Fields - 96
2013	Nick Buss - .303	Nick Buss - 131	Nick Buss - 459	Nick Buss - 84
2014	Clint Robinson - .312	Joc Pederson - 121	Joc Pederson - 445	Joc Pederson - 106*
2015	Cristhian Adames - .311	Tim Wheeler - 124	Cristhian Adames - 463	C. Adames/R. Bernadina - 62
2016	Stephen Cardullo - .308	Mike Tauchman - 129	Rafael Ynoa - 481	Jordan Patterson - 75
2017	Mike Tauchman - .331	Jordan Patterson - 131	Noel Cuevas - 493	Mike Tauchman - 82
2018	Josh Fuentes - .327	Josh Fuentes - 135*	Josh Fuentes - 551**	Josh Fuentes - 93*
2019	Yonathan Daza - .364	Roberto Ramos - 127	Sam Hilliard - 129	Sam Hilliard - 109**
2021	Ryan Vilade - .284	Ryan Vilade - 117	Ryan Vilade - 468	Ryan Vilade - 82
2022	Wynton Bernard - .333*	Carlos Pérez - 117	Carlos Pérez - 456	Wynton Bernard - 95
2023	Coco Montes - .317	Jimmy Herron - 128	Aaron Schunk - 458	Jimmy Herron - 106
2024	Jimmy Herron - .280	Grant Lavigne - 130	Grant Lavigne - 441	Greg Jones - 78
2025	Sterlin Thompson - .296	Sterlin Thompson - 120	Sterlin Thompson - 439	Sterlin Thompson - 82

YEAR	Hits	Doubles	Triples	Home Runs
2003	Jason Wood- 140	Chad Allen- 30	Derek Wathan- 7	Rob Stratton- 32
2004	Joe Dillon- 131	Joe Dillon- 33	Joe Dillon- 7	Joe Dillon- 30
2005	J. Wood/M. Padgett- 136	Josh Wilson- 31	Josh Wilson- 6	Joe Dillon- 24
2006	J. Wood/R. Andino- 127	Mike Kinkade- 26	Eric Reed- 9	Scott Seabol- 17
2007	Robert Andino- 166	Scott Seabol- 29	Robert Andino- 13*	Valentino Pascucci- 34*
2008	Andrew Beattie- 131	John Gall- 29	J. Miller/C. Lambin- 5	Dallas McPherson- 42**
2009	Chin-lung Hu- 146	Dee Brown- 35	Blake DeWitt- 9	Mitch Jones- 35**
2010	Jamie Hoffmann- 169*	John Lindsey- 41*	Trent Oeltjen- 5	John Lindsey- 25
2011	Jamie Hoffmann- 141	Jamie Hoffman- 23	T. Robinson/D. Gordon- 6	Jerry Sands- 29
2012	Josh Fields - 158	T. Federowicz/S. Van Slyke - 34	Elian Herrera - 10	Jerry Sands - 26
2013	Nick Buss - 139	Nick Buss - 29	Nick Buss - 11	Alex Castellanos - 19
2014	Joc Pederson - 135	Clint Robinson - 31	Mike Baxter - 8	Joc Pederson - 33*
2015	Cristhian Adames - 144	Matt McBride - 30	Angelys Nina - 5	R. Bernadina/D. Gameau - 15
2016	Mike Tauchman - 136	Rafael Ynoa - 30	Patterson/Tauchman/Murphy - 7	Tom Murphy - 19
2017	Noel Cuevas - 154	Jordan Patterson - 32	N. Cuevas/D. Gibson - 12	Jordan Patterson - 26
2018	Josh Fuentes - 180**	Josh Fuentes - 39*	Josh Fuentes - 12	Jordan Patterson - 26
2019	Yonathan Daza - 141	Brian Mundell - 32	Elliot Soto - 10	Sam Hilliard - 35
2021	Ryan Vilade - 133	Alan Trejo - 34	W. Bernard/A. Trejo - 6	Greg Bird - 27
2022	Wynton Bernard - 143	Wynton Bernard - 31	Wynton Bernard - 8	Carlos Pérez - 31
2023	Coco Montes - 138	Jimmy Herron - 27	Daniel Montañaño - 7	Coco Montes - 22
2024	Hunter Stovall - 108	Aaron Schunk - 24	Montes/Bouchard/Lavigne - 6	Grant Lavigne - 18
2025	Sterlin Thompson - 130	Sterlin Thompson - 28	Sam Hilliard - 12*	Keston Hiura - 21

* Led Pacific Coast League / ** Led Minor League Baseball



Organization

2026 Isotopes

2025 In Review

Colorado Rockies

Opponents

Isotopes Records

ABQ Pro Baseball

History

Media Information

YEARLY BATTING LEADERS

YEAR	Runs Batted In	Walks	Strikeouts	Stolen Bases
2003	Jason Wood- 83	Jason Wood- 45	Robert Stratton- 175*	Wilson Valdez- 33
2004	Matt Padgett- 93	Larry Sutton- 59	Matt Padgett- 123	Wilson Valdez- 19
2005	Josh Wilson- 82	Joe Dillon- 57	Matt Padgett- 131	J. Wilson / E. Reed- 17
2006	Jason Wood- 77	Matt Cepicky- 44	Robert Andino- 100	Eric Reed- 20
2007	Scott Seabol- 105	Valentino Pascucci- 67*	Robert Andino- 129	Reggie Abercrombie- 41
2008	Dallas McPherson- 98	Dallas McPherson- 76	Dallas McPherson- 168*	Tommy Murphy- 23
2009	Mitch Jones- 103	A.J. Ellis- 64	Mitch Jones- 102	Jason Repko- 24
2010	John Lindsey- 97	J. Hoffmann- 43	Jamie Hoffmann- 98	Jamie Hoffmann-- 17
2011	Jerry Sands- 88	A.J. Ellis- 50	Trayvon Robinson- 122	Dee Gordon- 30
2012	Jerry Sands - 107*	J. Sands/J. Fields - 59	Josh Fields - 116	Alex Castellanos - 16
2013	Nick Buss - 100*	M. Angle/D. Gordon - 51	Alex Castellanos - 112	Dee Gordon - 49*
2014	Jamie Romak - 85	Joc Pederson - 100*	Joc Pederson - 149	Joc Pederson - 30
2015	Roger Bernadina - 62	R. Bernadina/T. Wheeler - 58	Tim Wheeler - 122	Roger Bernadina - 20
2016	Stephen Cardullo - 72	Jordan Patterson - 47	Jordan Patterson - 118	Mike Tauchman - 23
2017	Jordan Patterson - 92	Mike Tauchman - 40	Jordan Patterson - 128	Rosell Herrera - 20
2018	Josh Fuentes - 95	Mike Tauchman - 60	Jordan Patterson - 128	Raimel Tapia - 21
2019	Roberto Ramos - 105	Roberto Ramos - 61	Sam Hilliard - 164	Sam Hilliard - 22
2021	Greg Bird - 91	Greg Bird - 58	Greg Bird - 106	Wynton Bernard - 23
2022	Wynton Bernard - 92	Carlos Pérez - 54	Coco Montes - 131	Wynton Bernard - 30
2023	Coco Montes - 89	Jimmy Herron - 69	Coco Montes - 130	Jimmy Herron - 33
2024	Jimmy Herron - 68	Grant Lavigne - 73	Jones/Lavigne - 143	Greg Jones - 46
2025	Keston Hiura - 67	Sterlin Thompson - 53	Keston Hiura - 123	Braiden Ward - 35

* Led Pacific Coast League / ** Led Minor League Baseball



YEARLY PITCHING LEADERS

YEAR	Wins	Losses	ERA (min. 115 IP)	Games
2003	Sean Bergman - 8	Justin Wayne - 12	Scott Sanders - 3.92	Oswaldo Mairena - 61
2004	M. Nannini/A. Small/C. Sodowsky - 9	M. Nannini/S. Sanders - 10	Aaron Small - 5.06	J. Alvarez/C. Sodowsky - 48
2005	Jeff Fulchino - 11	Frank Castillo - 11	Ariel Prieto - 3.78	Jim Crowell - 55
2006	Nic Ungs - 9	Jeff Fulchino - 10	Nic Ungs - 3.99	Brad Clontz - 57
2007	D. Barone/K. Baugh/C. George - 7	Chris George - 11	Chris George - 5.56	Roy Corcoran - 53
2008	Eulogio De La Cruz - 13*	D. Trahern / B. Keppel - 11	Eulogio De La Cruz - 4.34	Brandon Villafuerte- 62
2009	Giancarlo Alvarado - 13	Henry Bonilla - 11	Giancarlo Alvarado - 3.49	Scott Strickland - 50
2010	Tim Corcoran - 9	Tim Corcoran - 8	No Qualifiers	Scott Dohmann - 47
2011	Dana Eveland - 12	Dana Eveland - 8	Dana Eveland - 4.38	Jon Link - 54
2012	John Ely - 14*	Fernando Nieve - 9	John Ely - 3.20*	Josh Wall - 55
2013	Angel Castro - 8	Matt Palmer - 8	Angel Castro - 3.48	Kelvin De La Cruz - 47
2014	J. Bennett / C. Frias - 8	Zach Lee - 13	Jeff Bennett - 3.83	Yimi Garcia - 47
2015	J. Lannan / J. Gray - 6	John Lannan - 10	John Lannan - 5.39	Jairo Diaz - 47
2016	E. Butler / H. Musgrave - 8	Jeff Hoffman - 9	Jeff Hoffman - 4.02	Simon Castro - 50
2017	Ryan Carpenter - 10	Ryan Carpenter - 9	Ryan Carpenter - 4.15	Austin House - 49
2018	D. Holmberg/S. McGough/B. Oberholzer - 7	Brett Oberholzer - 10	Brett Oberholzer - 5.77	DJ Johnson - 50
2019	Tim Melville - 10	Pat Dean - 13*	No Qualifiers	Sam Howard - 42
2021	Justin Lawrence - 6	José Mujica - 12	No Qualifiers	Logan Cozart - 54
2022	Brandon Gold - 6	Brandon Gold - 8	Zach Neal - 6.87	Zach Lee - 64**
2023	Josh Rogers - 8	Jeff Criswell - 10	Jeff Criswell - 7.51	Riley Pint - 47
2024	Matt Koch - 6	Karl Kauffmann - 13*	Peyton Battenfield - 7.45	Matt Koch - 49
2025	Connor Van Scoyoc - 8	Andrew Quezada - 9	No Qualifiers	Lucas Gilbreath - 43

YEAR	Saves	Innings Pitched	Runs	Earned Runs
2003	Blaine Neal - 21	Sean Bergman - 170.2	Sean Bergman - 99	Sean Bergman - 89
2004	Toby Borland - 11	Aaron Small - 154.2	Matt Blank - 105	Matt Blank - 99
2005	Jim Crowell - 12	Jeff Fulchino - 153.0	J. Fulchino / F. Castillo - 102	Frank Castillo - 88
2006	Brad Clontz - 23	Nic Ungs - 144.1	Jeff Fulchino - 82	Jeff Fulchino - 70
2007	Roy Corcoran - 15	Chris George - 139.1	Kenny Baugh - 95	Kenny Baugh - 88
2008	Joe Nelson - 11	Bobby Keppel - 159.1	Bobby Keppel - 120*	Bobby Keppel - 106**
2009	Scott Strickland - 32*	Giancarlo Alvarado - 152.1	Giancarlo Alvarado - 65	Giancarlo Alvarado - 59
2010	Scott Dohmann - 16	Tim Corcoran - 107.0	Josh Lindblom - 79	Tim Corcoran - 75
2011	Jon Link - 11	Dana Eveland - 154.0	John Ely - 109	John Ely - 96
2012	Josh Wall - 28*	John Ely - 168.2	Will Savage - 98	Will Savage - 88
2013	Javy Guerra - 12	Matt Palmer - 133.2	Matt Palmer - 65	Matt Palmer - 57
2014	Jose Dominguez - 10	Zach Lee - 150.2	Zach Lee - 105	Zach Lee - 90
2015	Jairo Diaz - 8	John Lannan - 152.0	John Lannan - 107	John Lannan - 91
2016	Simon Castro - 10	Jeff Hoffman - 118.2	Shane Carle - 75	Shane Carle - 67
2017	Matt Carasiti - 13	Ryan Carpenter - 156.0*	Matt Flemer - 85	Matt Flemer - 81
2018	DJ Johnson - 18	Brett Oberholzer - 132.2	Brett Oberholzer - 91	Brett Oberholzer - 85
2019	Jairo Diaz - 6	Tim Melville - 96.1	Pat Dean - 90	Pat Dean - 76
2021	Justin Lawrence - 13	Ryan Castellani - 95.0	José Mujica - 95	José Mujica - 89
2022	Zach Lee - 12	Zach Neal - 116.2	Zach Neal - 92	Zach Neal - 89
2023	Tommy Doyle - 8	Jeff Criswell - 121.0	Jeff Criswell - 105	Jeff Criswell - 101
2024	Curtiss/Carasiti - 6	Karl Kauffmann - 129.2	Karl Kauffmann - 141**	Karl Kauffmann - 129**
2025	N. Anderson/A Kelly - 4	Andrew Quezada - 91.1	Andrew Quezada - 82	Mason Albright - 74

*Led Pacific Coast League / ** Led Minor League Baseball

Organization

2026 Isotopes

2025 In Review

Colorado Rockies

Opponents

Isotopes Records

ABQ Pro Baseball

History

Media Information



YEARLY PITCHING LEADERS

YEAR	Walks	Strikeouts	Complete Games	Shutouts
2003	Sean Bergman - 44	Scott Sanders - 110	S. Bergman/S. Sanders/J. Wayne - 2	Sean Bergman - 1
2004	Matt Blank - 47	Mike Nannini - 111	Aaron Small - 2	Mike Nannini - 1
2005	Jeff Fulchino - 67	Jeff Fulchino - 101	Les Walrond - 2	Les Walrond - 2*
2006	Jeff Fulchino - 56	Jeff Fulchino - 109	Nic Ungs - 3	Nic Ungs - 1
2007	Chris George - 68	Chris George - 95	Kenny Baugh - 1	None
2008	Chris Seddon - 69	Chris Seddon - 126	Chris Seddon - 2	B. Keppel / D.Barone - 1*
2009	Charlie Haeger - 58	Giancarlo Alvarado - 139*	Charlie Haeger - 4**	Scott Elbert - 1
2010	Charlie Haeger - 42	Seth Etherton - 95	John Ely - 1	None
2011	Dana Eveland - 61	Dana Eveland - 107	D. Eveland / J. Ely - 2*	D. Eveland / J. Ely - 1*
2012	D. Loop / S. Fife - 44	John Ely - 165*	John Ely - 1	John Ely - 1*
2013	Matt Palmer - 56	Matt Palmer - 131	J. Sanchez / B. Johnson - 1	None
2014	Matt Magill - 59	Red Patterson - 104	Carlos Frias - 2	None
2015	Rex Brothers - 44	Jon Gray - 110	J. Gray/J. Lannan - 1	None
2016	Jeff Hoffman - 44	Jeff Hoffman - 124	Eddie Butler - 1	Eddie Butler - 1
2017	Ryan Carpenter - 39	Ryan Carpenter - 161	Ryan Carpenter - 1	None
2018	Jeff Hoffman - 47	Jeff Hoffman - 102	None	None
2019	Tim Melville - 40	Jeff Hoffman - 98	None	None
2021	Ryan Castellani - 71	Dereck Rodriguez - 87	None	None
2022	Brandon Gold - 45	Zach Neal - 95	Riley Smith - 1	Riley Smith - 1**
2023	Jeff Criswell - 71	Jeff Criswell - 135	None	None
2024	Karl Kauffmann - 76*	Jeff Criswell - 83	Karl Kauffmann - 1*	None
2025	Karl Kauffmann - 55	Carson Palmquist - 94	G. Hughes/A. Quezada - 1*	Gabriel Hughes - 1

*Led Pacific Coast League / ** Led Minor League Baseball



SINGLE-SEASON BATTING LEADERS

Batting Average (min. 388 PA)			Games			At Bats		
Player	AVG	Year	Player	No.	Year	Player	No.	Year
Yonathan Daza	.364	2019	Josh Wilson	143*	2005	Robert Andino	598*	2007
Joe Dillon	.360	2005	Robert Andino	142*	2007	Josh Fuentes	551*	2018
John Lindsey	.353*	2010	Jamie Hoffmann	139	2010	Jamie Hoffmann	545*	2010
Wynton Bernard	.333*	2022	Scott Seabol	139	2007	Ivan DeJesus, Jr.	533	2010
Brian Mundell	.333	2019	Josh Fuentes	135*	2018	Josh Wilson	526	2005

Runs			Hits			Doubles		
Player	No.	Year	Player	No.	Year	Player	No.	Year
Sam Hilliard	109*	2019	Josh Fuentes	180*	2018	John Lindsey	41*	2010
Jimmy Herron	106*	2023	Jamie Hoffmann	169*	2010	Josh Fuentes	39*	2018
Joc Pederson	106*	2014	Robert Andino	166	2007	Russ Mitchell	38	2010
Scott Seabol	100	2007	Russ Mitchell	159	2010	Jamie Hoffmann	36	2010
Russ Mitchell	97	2010	Ivan DeJesus, Jr.	158	2010	Dee Brown	35	2009
Joe Dillon	96	2004						
Josh Fields	96	2012						

Triples			Home Runs			Runs Batted In		
Player	No.	Year	Player	No.	Year	Player	No.	Year
Robert Andino	13*	2007	Dallas McPherson	42*	2008	Jerry Sands	107*	2012
Eric Reed	12	2007	Mitch Jones	35*	2009	Scott Seabol	105	2007
Derrik Gibson	12	2017	Sam Hilliard	35	2019	Roberto Ramos	105	2019
Noel Cuevas	12	2017	Valentino Pascucci	34*	2007	Mitch Jones	103	2009
Josh Fuentes	12	2018	Joc Pederson	33*	2014	Sam Hilliard	101	2019
Sam Hilliard	12*	2025						

Walks			Strikeouts			Stolen Bases		
Player	No.	Year	Player	No.	Year	Player	No.	Year
Joc Pederson	100*	2014	Rob Stratton	175*	2003	Dee Gordon	49*	2013
Dallas McPherson	76	2008	Dallas McPherson	168*	2008	Greg Jones	46	2024
Grant Lavigne	73	2024	Sam Hilliard	164	2019	Reggie Abercrombie	41	2007
Jimmy Herron	69	2023	Joc Pederson	149	2014	Braiden Ward	35	2025
Valentino Pascucci	67*	2007	Grant Lavigne	143	2024	Jimmy Herron	33	2023
Clint Robinson	64	2014	Greg Jones	143	2024	Wilson Valdez	33	2003

On-Base Percentage (min. 388 PA)			Slugging Percentage (min. 388 PA)			OPS (min. 388 PA)		
Player	No.	Year	Player	No.	Year	Player	No.	Year
Joe Dillon	.459*	2005	Joe Dillon	.665*	2004	Joe Dillon	1.090	2005
Joc Pederson	.435*	2014	John Lindsey	.657*	2010	Joe Dillon	1.065*	2004
Alex Castellanos	.420	2012	Mitch Jones	.651*	2009	John Lindsey	1.057	2010
Mike Tauchman	.408	2018	Dallas McPherson	.618	2008	Joc Pederson	1.017*	2014
Mike Kinkade	.405	2006	Wynton Bernard	.590	2022	Mitch Jones	1.015	2009

In 2004 first baseman **Larry Sutton** was 11 plate appearances shy of qualifying among the league leaders with a .373 batting average, .475 on-base percentage, .692 slugging percentage, and 1.166 OPS in 377 plate appearances.

* Led Pacific Coast League



SINGLE-SEASON PITCHING LEADERS

Wins		
Player	No.	Year
John Ely	14*	2012
Giancarlo Alvarado	13	2009
Eulogio De La Cruz	13*	2008
Dana Eveland	12	2011
Jeff Fulchino	11	2005
Charlie Haeger	11	2009

Losses		
Player	No.	Year
Karl Kauffmann	13*	2024
Zach Lee	13	2014
Pat Dean	13*	2019
Justin Wayne	12	2003
6 tied	11	

ERA (min. 115 IP)		
Player	ERA	Year
John Ely	3.20*	2012
Angel Castro	3.48	2013
Giancarlo Alvarado	3.49	2009
Charlie Haeger	3.55	2009
Ariel Prieto	3.78	2005

Games		
Player	No.	Year
Zach Lee	64	2022
Brandon Villafuerte	62	2008
Oswaldo Mairena	61	2003
Brad Clontz	57	2006
Brad Clontz	57	2006
Jim Crowell	55	2005
Josh Wall	55	2012

Saves		
Player	No.	Year
Scott Strickland	32*	2009
Josh Wall	28*	2012
Brad Clontz	23	2006
Blaine Neal	21	2003
DJ Johnson	18	2018

Innings Pitched		
Player	No.	Year
Sean Bergman	170.2	2003
John Ely	168.2*	2012
Bobby Keppel	159.1	2008
Ryan Carpenter	156.0*	2017
Aaron Small	154.2	2004

Runs		
Player	No.	Year
Karl Kauffmann	141*	2024
Bobby Keppel	120*	2008
John Ely	109	2011
John Lannan	107	2015
3 tied	105	

Earned Runs		
Player	No.	Year
Karl Kauffmann	129*	2024
Bobby Keppel	106*	2008
Jeff Criswell	101	2023
Matt Blank	99	2004
John Ely	96	2011

Walks		
Player	No.	Year
Karl Kauffmann	76*	2024
Jeff Criswell	71	2023
Ryan Castellani	71	2021
Chris Seddon	69	2008
Chris George	68	2007

Strikeouts		
Player	No.	Year
John Ely	165*	2012
Ryan Carpenter	161	2017
Giancarlo Alvarado	139*	2009
Jeff Criswell	135	2023
Matt Palmer	131	2013

Complete Games		
Player	No.	Year
Charlie Haeger	4*	2009
Nic Ungs	3	2006
9 tied	2	

Shutouts		
Player	No.	Year
Les Walrond	2	2005
12 tied	1	

WHIP (min. 115 IP)		
Player	No.	Year
John Ely	1.10*	2012
Giancarlo Alvarado	1.24	2009
Ryan Carpenter	1.28	2017
Justin Wayne	1.30	2003
Mike Nannini	1.30	2004

Opp. Average (min. 115 IP)		
Player	No.	Year
John Ely	.238	2012
Giancarlo Alvarado	.240	2009
Charlie Haeger	.247	2009
Eulogio De La Cruz	.253	2008
Matt Palmer	.253	2013

K/9 (min. 115 IP)		
Player	No.	Year
Jeff Criswell	10.0	2023
Jeff Hoffman	9.4	2016
Ryan Carpenter	9.3	2017
John Ely	8.8	2012
Matt Palmer	8.8	2013

* Led Pacific Coast League



CAREER BATTING/PITCHING LEADERS

Games	
Player	No.
1. Jason Wood	597
2. Sam Hilliard	372
3. Jordan Patterson	366
4. Mike Tauchman	350
5. Jamie Hoffmann	340

At Bats	
Player	No.
1. Jason Wood	2,087
2. Sam Hilliard	1,446
3. Jordan Patterson	1,324
4. Mike Tauchman	1,298
5. Robert Andino	1,277
Jamie Hoffman	1,277

Runs	
Player	No.
1. Jason Wood	316
2. Sam Hilliard	288
3. Mike Tauchman	237
4. Jordan Patterson	229
5. Jamie Hoffmann	226

Hits	
Player	No.
1. Jason Wood	588
2. Mike Tauchman	405
3. Sam Hilliard	397
4. Jamie Hoffmann	383
5. Jordan Patterson	373

Doubles	
Player	No.
1. Jason Wood	102
2. Sam Hilliard	86
3. Mike Tauchman	80
4. Jordan Patterson	79
5. Tim Federowicz	75

Triples	
Player	No.
1. Sam Hilliard	28
2. Eric Reed	25
3. Robert Andino	22
Raimel Tapia	22
Mike Tauchman	22
Noel Cuevas	22

Home Runs	
Player	No.
1. Sam Hilliard	93
2. Jordan Patterson	66
3. Jason Wood	60
4. Jerry Sands	55
5. Joe Dillon	54

RBI	
Player	No.
1. Jason Wood	328
2. Sam Hilliard	280
3. Jordan Patterson	229
4. Coco Montes	213
5. Mike Tauchman	211

Stolen Bases	
Player	No.
1. Dee Gordon	81
2. Wynton Bernard	79
3. Eric Reed	68
4. Sam Hilliard	60
5. Jimmy Herron	56

Hit By Pitches	
Player	No.
1. Jordan Patterson	50
2. Mark Little	34
3. Alex Castellanos	28
4. Mike Colangelo	27
Matt Treanor	27

Grand Slams	
Player	No.
1. Mike Colangelo	4
Alan Trejo	4
2. 13 tied	3

Total Bases	
Player	No.
1. Jason Wood	891
2. Sam Hilliard	818
3. Jordan Patterson	683
4. Mike Tauchman	640
5. Coco Montes	590

CAREER PITCHING LEADERS

Wins	
Player	No.
1. John Ely	26
2. Jeff Fulchino	23
3. Jeff Hoffman	21
4. Nelson Gonzalez	16
5. 4 tied	15

Losses	
Player	No.
1. Jeff Hoffman	28
2. Karl Kauffmann	26
3. John Ely	19
Jeff Fulchino	19
Zach Lee	19
5. 2 tied	17

Innings Pitched	
Player	No.
1. John Ely	381.0
Jeff Fulchino	381.0
3. Karl Kauffmann	367.2
4. Jeff Hoffman	359.1
5. Nic Ungs	256.1

Games	
Player	No.
1. Nelson Gonzalez	135
2. Ross Wolf	132
3. Karl Kauffmann	103
4. J. Alvarez/J. Link	99
5. A. House/J. Diaz	96

Games Started	
Player	No.
1. Jeff Fulchino	69
Jeff Hoffman	69
3. John Ely	65
4. Karl Kauffmann	63
4. Chris George	45

Saves	
Player	No.
1. Scott Strickland	32
2. Josh Wall	31
3. Brad Clontz	26
4. Matt Carasiti	23
5. 2 tied	21

Strikeouts	
Player	No.
1. Jeff Hoffman	371
2. John Ely	320
3. Jeff Fulchino	265
4. Karl Kauffmann	257
5. Ryan Carpenter	229

Walks	
Player	No.
1. Karl Kauffmann	218
2. Jeff Fulchino	162
3. Jeff Hoffman	140
4. Chris George	120
5. Matt Magill	109
John Ely	109

Shutouts	
Player	No.
1. Les Walrond	2
John Ely	2
3. 10 tied	1

Complete Games	
Player	No.
1. John Ely	4
Charlie Haeger	4
3. Nic Ungs	3
4. 9 tied	2



10+ RUNS BOTH TEAMS / HIGHEST-LOWEST SCORING GAMES

10+ RUNS BOTH TEAMS				HIGHEST SCORING GAMES IN ISOTOPES HISTORY			
Year	Home Record	Road Record	Overall	Total Runs	Date	Location	Score
2003	3-0	0-0	3-0				
2004	0-2	0-1	0-3	34	4/30/08	at Albuquerque	Isotopes 18, Las Vegas 16
2005	0-4	0-1	0-5	33	7/30/23	at Albuquerque	Isotopes 17, Sacramento 16
2006	2-0	1-0	3-0	32	8/22/07	at Albuquerque	Memphis 20, Isotopes 12
2007	1-1	0-0	1-1	31	9/10/25	at El Paso	Isotopes 21, El Paso 10
2008	3-1	0-0	3-1	31	3/31/24	at Albuquerque	El Paso 16, Isotopes 15
2009	0-0	0-0	0-0	31	5/20/19	at Albuquerque	El Paso 21, Isotopes 10
2010	5-3	1-1	6-4	31	6/30/11	at Omaha	Omaha 18, Isotopes 13
2011	6-1	0-1	6-2	30	4/25/24	at Albuquerque	Oklahoma City 17, Isotopes 13
2012	3-5	2-1	5-6	30	4/23/24	at Albuquerque	Oklahoma City 21, Isotopes 9
2013	1-1	0-0	1-1	30	8/20/12	at Albuquerque	New Orleans 20, Isotopes 10
2014	2-1	1-1	3-2	30	6/12/11	at Albuquerque	Isotopes 16, Nashville 14
2015	2-2	0-0	2-2	29	5/16/25	vs. Tacoma	Isotopes 15, Tacoma 14 (12)
2016	0-0	0-0	0-0	29	5/4/23	at Albuquerque	Sugar Land 16, Isotopes 13
2017	1-4	0-0	1-4	29	6/28/19	at Albuquerque	Tacoma 15, Isotopes 14
2018	4-2	0-0	4-2	29	6/17/18	at Albuquerque	Isotopes 17, Nashville 12
2019	1-2	1-0	2-2	29	6/16/17	at Albuquerque	Fresno 15, Isotopes 14
2021	2-3	0-1	2-4	29	8/5/04	at Albuquerque	Sacramento 16, Isotopes 13
2022	0-3	0-0	0-3				
2023	4-3	1-1	5-4				
2024	5-4	1-1	6-5				
2025	1-1	1-3	2-4				
TOTAL	46-43	9-12	55-55				

LOWEST SCORING GAMES AT RIO GRANDE CREDIT UNION FIELD AT ISOTOPES PARK

<i>One Combined Run (5, two 9-inn.)</i>			<i>Three Combined Runs (24, twenty 9-inn.)</i>			<i>Three Combined Runs (cont.)</i>		
August 10, 2004	Fresno	W 1-0 (7)	May 2, 2003	Salt Lake	L 1-2	June 15, 2015	El Paso	W 3-0
June 23, 2009	Nashville	W 1-0	June 24, 2003	Edmonton	W 2-1	August 25, 2016	El Paso	W 3-0
July 6, 2013	Iowa	W 1-0 (7)	July 18, 2003	Tacoma	W 3-0	August 12, 2017	Fresno	L 1-2 (7)
May 26, 2014	Reno	L 0-1	June 3, 2004	New Orleans	W 2-1	August 31, 2017	Reno	W 3-0
July 22, 2014	Fresno	L 0-1 (5)	July 24, 2004	Omaha	L 0-3 (7)	July 7, 2018	Tacoma	L 1-2
<i>Two Combined Runs (9, eight 9-inn.)</i>			September 4, 2004	Oklahoma	L 1-2	August 24, 2018	Reno	W 2-1
June 26, 2009	Nashville	W 2-0	June 11, 2006	Memphis	L 1-2	June 3, 2021	Las Vegas	W 2-1
April 17, 2010	Omaha	L 0-2	May 25, 2010	Reno	L 0-3	Sept. 24, 2023	Oklahoma City	W 2-1
May 26, 2010	Reno	W 2-0	July 17, 2010	Round Rock	W 3-0	Sept. 3, 2025,	Round Rock	L 3-0
August 13, 2013	Salt Lake	L 0-2	June 9, 2012	Memphis	W 2-1	TOTAL GAMES: 39		
June 9, 2014	Round Rock	L 0-2	April 29, 2013	Memphis	W 2-1	ALL-TIME RECORD IN LOW-SCORING GAMES: 23-16		
June 28, 2014	Reno	L 0-2	August 28, 2013	Round Rock	W 2-1 (11)			
July 4, 2017	Sacramento	W 2-0	April 17, 2014	El Paso	W 2-1			
July 5, 2018	Tacoma	W 2-0	April 10, 2015	Reno	W 2-1 (10)			
September 14, 2022	OKC	W 2-0 (7)	May 31, 2015	Omaha	L 1-2			
			June 1, 2015	Omaha	L 1-2			



YEAR-BY-YEAR RESULTS

YEAR	PARENT CLUB	W-L	PCT.	FINISH	MANAGER
2003	Florida Marlins	74-70	.514	1st*	Dean Treanor
2004	Florida Marlins	67-77	.465	4th	Tracy Woodson
2005	Florida Marlins	78-66	.542	2nd	Dean Treanor
2006	Florida Marlins	70-72	.493	4th	Dean Treanor
2007	Florida Marlins	72-70	.507	2nd	Dean Treanor
2008	Florida Marlins	68-75	.476	2nd	Dean Treanor
2009	Los Angeles Dodgers	80-64	.556	1st**	Tim Wallach
2010	Los Angeles Dodgers	72-71	.503	2nd	Tim Wallach
2011	Los Angeles Dodgers	70-74	.486	2nd	Lorenzo Bundy
2012	Los Angeles Dodgers	80-64	.556	1st**	Lorenzo Bundy
2013	Los Angeles Dodgers	76-68	.528	2nd	Lorenzo Bundy
2014	Los Angeles Dodgers	62-80	.437	3rd	Damon Berryhill
2015	Colorado Rockies	62-82	.431	3rd	Glenallen Hill
2016	Colorado Rockies	71-72	.497	2nd	Glenallen Hill
2017	Colorado Rockies	68-73	.482	3rd	Glenallen Hill
2018	Colorado Rockies	63-77	.450	4th	Glenallen Hill
2019	Colorado Rockies	60-80	.429	4th	Glenallen Hill
2021	Colorado Rockies	58-72	.446	4th	Warren Schaeffer
2022	Colorado Rockies	62-86	.419	5th	Warren Schaeffer
2023	Colorado Rockies	68-82	.453	10th/T-3rd***	Pedro Lopez
2024	Colorado Rockies	58-92	.387	10th/10th***	Pedro Lopez
2025	Colorado Rockies	62-87	.416	9th/9th***	Pedro Lopez
TOTAL		1501-1654	.476		

* PCL Central Division Champions // ** PCL American Southern Division Champions // ***PCL First and Second half finishes

Organization

2026 Isotopes

2025 In Review

Colorado Rockies

Opponents

Isotopes Records

ABQ Pro Baseball

History

Media Information



MANAGERIAL HISTORY

ISOTOPES MANAGERIAL HISTORY**Dean Treanor (2003, 2005-08)**

Record: 362-353
 Games Managed: 715
 Winning Percentage: (.506)
 2007 PCL All-Star Game Manager

**Tracy Woodson (2004)**

Record: 67-77
 Games Managed: 144
 Winning Percentage: (.465)

**Tim Wallach (2009-10)**

Record: 152-135
 Games Managed: 287
 Winning Percentage: (.530)
 2009 PCL Manager of the Year

**Lorenzo Bundy (2011-13)**

Record: 226-206
 Games Managed: 432
 Winning Percentage: (.523)
 2011 PCL All-Star Game Manager
 2012 PCL Manager of the Year

**Damon Berryhill (2014)**

Record: 62-80
 Games Managed: 142
 Winning Percentage: (.437)

**Glenallen Hill (2015-19)**

Record: 324-384
 Games Managed: 708
 Winning Percentage: (.458)

**Warren Schaeffer (2021-22)**

Record: 120-158
 Games Managed: 278
 Winning Percentage: (.432)

**Pedro Lopez (2023-)**

Record: 188-261
 Games Managed: 449
 Winning Percentage: (.419)

ISOTOPES MANAGER ALL-TIME WINS

1. Dean Treanor - 362	4. Pedro Lopez - 188	7. Tracy Woodson - 67
2. Glenallen Hill - 324	5. Tim Wallach - 152	8. Damon Berryhill - 62
3. Lorenzo Bundy - 226	6. Warren Schaeffer - 120	



OPENING DAY LINEUPS

2003	4/3 at MEM (W, 3-1)	2004	4/8 at MEM (L, 2-5)	2005	4/7 vs. Iowa (W, 7-5)
Jesus Medrano	2B	Wilson Valdez	SS	Mark Little	CF
Kevin Hooper	SS	Ryan Christenson	CF	Wilson Delgado	2B
Jason Wood	1B	Derek Wathan	3B	Joe Dillon	3B
Rob Stratton	RF	Larry Sutton	1B	Larry Barnes	LF
Chad Allen	CF	Chris Aguila	LF	Josh Willingham	C
Chris Wakeland	LF	Matt Padgett	RF	Jason Stokes	1B
Matt Treanor	C	Matt Treanor	C	Matt Padgett	RF
Matt Erickson	3B	Kevin Hooper	2B	Josh Wilson	SS
Sean Bergman	P	Aaron Small	P	Travis Smith	P
2006	4/6 at Iowa (W, 8-4)	2007	4/5 vs. OMA (W, 7-6)	2008	4/4 at OMA (W, 7-6)
Robert Andino	SS	Eric Reed	CF	Eric Reed	CF
Mark Little	CF	Robert Andino	SS	Andrew Beattie	2B
Mike Colangelo	LF	John Gall	LF	Alexis Gomez	LF
Jason Stokes	1B	Scott Seabol	3B	Tagg Bozied	1B
Matt Cepicky	RF	Todd Sears	1B	Dallas McPherson	3B
Jason Wood	3B	Chad Hermansen	DH	John Gall	DH
Scott Seabol	2B	Reggie Abercrombie	RF	Brett Hayes	C
Paul Hoover	C	Paul Hoover	C	Jai Miller	RF
Renyel Pinto	P	Zach Sorensen	2B	Chris Barnwell	SS
		Chris George	P	Bobby Keppel	P
2009	4/9 vs. OMA (W, 14-8)	2010	4/8 at OKC (W, 6-3 [13])	2011	4/7 vs. OMA (W, 10-5)
Luis Maza	3B	Jamie Hoffmann	RF	Dee Gordon	SS
Jason Repko	RF	Russ Mitchell	3B	Ivan DeJesus, Jr.	2B
Xavier Paul	CF	Xavier Paul	CF	Jay Gibbons	DH
Valentino Pascucci	1B	John Lindsey	1B	John Lindsey	1B
Mitch Jones	LF	Prentice Redman	LF	Jamie Hoffmann	RF
Chin-lung Hu	SS	Michael Restovich	DH	Russ Mitchell	3B
Dee Brown	DH	Ivan DeJesus, Jr.	2B	Jerry Sands	LF
A.J. Ellis	C	A.J. Ellis	C	Trayvon Robinson	CF
Juan Castro	2B	Chin-lung Hu	SS	Damaso Espino	C
Miguel Pinango	P	James McDonald	P	Dana Eveland	P
2012	4/5 at OMA (W, 8-4)	2013	4/4 vs. Iowa (W, 10-3)	2014	4/4 at TAC (L, 1-11)
Matt Angle	CF	Dee Gordon	SS	Trayvon Robinson	LF
Alex Castellanos	2B	Elian Herrera	CF	Joc Pederson	CF
Jerry Sands	LF	Alex Castellanos	RF	Clint Robinson	1B
Jeff Baisley	1B	Scott Van Slyke	1B	Jamie Romak	3B
Scott Van Slyke	RF	Brian Barden	3B	Nick Buss	RF
Trent Oeltjen	DH	Rusty Ryal	LF	Tim Federowicz	C
Josh Fields	3B	Jesus Flores	C	Brian Cavazos-Galvez	DH
Tim Federowicz	C	Alfredo Amezaga	2B	Miguel Rojas	SS
Luis Cruz	SS	Stephen Fife	P	Walter Ibarra	2B
Mike Parisi	P			Stephen Fife	P
2015	4/9 vs. Reno (L, 2-8)	2016	4/7 at TAC (L, 5-6)	2017	4/6 vs. SL (W, 7-4)
Brandon Barnes	CF	Rafael Ynoa	SS	Raimel Tapia	CF
Christian Adames	SS	Ryan Casteel	1B	Pat Valaika	SS
Kyle Parker	LF	Mike Tauchman	CF	Rosell Herrera	LF
Matt McBride	1B	Jordan Patterson	RF	Jordan Patterson	1B
Angelys Nina	2B	Dustin Gameau	C	Noel Cuevas	DH
Roger Bernadina	RF	Chris Nelson	3B	Mike Tauchman	RF
Dustin Gameau	C	Stephen Cardullo	LF	Rafael Ynoa	3B
Tim Smalling	3B	Tim Smalling	DH	Ryan Hanigan	C
Jorge De La Rosa	P	Joey Wong	2B	Daniel Castro	2B
		Eddie Butler	P	Jeff Hoffman	P
2018	4/5 at SL (L, 3-9)	2019	4/4 vs. SL (L, 4-11)	2021	5/6 vs. SUG (L, 4-9)
Raimel Tapia	CF	Yonathan Daza	CF	Ryan Vilade	LF
David Dahl	LF	Sam Hilliard	RF	Sam Hilliard	CF
Noel Cuevas	RF	Brendan Rodgers	2B	Taylor Motter	2B
Jordan Patterson	1B	Roberto Ramos	1B	Greg Bird	1B
Tom Murphy	C	Noel Cuevas	LF	José Briceño	DH
Derrik Gibson	2B	Josh Fuentes	3B	Wynton Bernard	RF
Josh Fuentes	3B	Drew Weeks	DH	Jose Gomez	3B
Drew Weeks	DH	Elliot Soto	SS	Brian Serven	C
Daniel Castro	SS	Drew Butera	C	Eric Stamets	SS
Yency Almonte	P	Jeff Hoffman	P	Antonio Santos	P



OPENING DAY LINEUPS

2022	4/5 at OKC (L, 2-3)	2023	3/31 at RR (W, 9-4)	2024	3/29 vs. ELP (L, 6-5)
Tim Lopes	2B	Brenton Doyle	CF	Greg Jones	CF
Ryan Vilade	LF	Nolan Jones	RF	Sean Bouchard	DH
Elehuris Montero	3B	Coco Montes	SS	Coco Montes	2B
Scott Schebler	RF	Michael Toggia	1B	Sam Hilliard	RF
Carlos Pérez	DH	Aaron Schunk	3B	Jordan Beck	LF
Bret Boswell	CF	Cole Tucker	2B	Hunter Goodman	1B
Brian Serven	C	Jonathan Morales	DH	Aaron Schunk	3B
Sean Bouchard	1B	Grayson Greiner	C	Drew Romo	C
Kyle Holder	SS	Jameson Hannah	LF	Julio Carreras	SS
Ryan Feltner	P	Noah Davis	P	Noah Davis	P
2025	3/28 at SAC (L, 8-0)				
Adael Amador	2B				
Ryan Ritter	SS				
Zac Veen	CF				
Keston Hiura	1B				
Yanquiel Fernandez	RF				
Owen Miller	3B				
Sterlin Thompson	LF				
Warming Bernabel	DH				
Braxton Fulford	C				
Austin Gomber	P				



HOME OPENER LINEUPS

2003	4/11 vs. OKC (L, 3-5)	2004	4/12 vs. NAS (W, 6-5)	2005	4/7 vs. Iowa (W, 7-5)
Kevin Hooper	SS	Wilson Valdez	SS	Mark Little	CF
Matt Erickson	3B	Kevin Hooper	2B	Wilson Delgado	2B
Jason Wood	1B	Derek Wathan	3B	Joe Dillon	3B
Chad Allen	CF	Larry Sutton	1B	Larry Barnes	LF
Chris Wakeland	LF	Chris Aguila	CF	Josh Willingham	C
Rob Stratton	RF	Chris Ashby	LF	Jason Stokes	1B
Chris Ashby	DH	Matt Padgett	RF	Matt Padgett	RF
Matt Treanor	C	Matt Treanor	C	Josh Wilson	SS
Jesus Medrano	2B	Michael Tejera	P	Travis Smith	P
Nate Bump	P				
2006	4/14 vs. NO (W, 6-3)	2007	4/5 vs. OMA (W, 7-6)	2008	4/11 vs. OKC (L, 3-6)
Mark Little	CF	Eric Reed	CF	Andrew Beattie	2B
Robert Andino	SS	Robert Andino	SS	Alexis Gomez	RF
Mike Colangelo	LF	John Gall	LF	Brett Carroll	CF
Jason Stokes	1B	Scott Seabol	3B	Dallas McPherson	3B
Jason Wood	2B	Todd Sears	1B	John Gall	LF
Matt Cepicky	RF	Chad Hermansen	DH	Tagg Bozied	1B
Mike Kinkade	3B	Reggie Abercrombie	RF	John Baker	C
Paul Hoover	C	Paul Hoover	C	Lee Mitchell	DH
Nic Ungs	P	Zach Sorensen	2B	Chris Barnwell	SS
		Chris George	P	Bobby Keppel	P
2009	4/9 vs. OMA (W, 14-8)	2010	4/12 vs. NO (W, 14-8)	2011	4/7 vs. OMA (W, 10-5)
Luis Maza	3B	Chin-lung Hu	SS	Dee Gordon	SS
Jason Repko	RF	Ivan DeJesus, Jr.	2B	Ivan DeJesus, Jr.	2B
Xavier Paul	CF	Xavier Paul	CF	Jay Gibbons	DH
Valentino Pascucci	1B	John Lindsey	1B	John Lindsey	1B
Mitch Jones	LF	Prentice Redman	LF	Jamie Hoffmann	RF
Chin-lung Hu	SS	Jamie Hoffmann	RF	Russ Mitchell	3B
Dee Brown	DH	Russ Mitchell	3B	Jerry Sands	LF
A.J. Ellis	C	J.D. Closser	C	Trayvon Robinson	CF
Juan Castro	2B	Josh Towers	P	Damaso Espino	C
Miguel Pinango	P			Dana Eveland	P
2012	4/13 vs. OMA (W, 7-4)	2013	4/4 vs. Iowa (W, 10-3)	2014	4/11 vs. TAC (W, 6-3)
Matt Angle	CF	Dee Gordon	SS	Carlos Triunfel	2B
Alex Castellanos	2B	Elian Herrera	CF	Joc Pederson	CF
Jerry Sands	LF	Alex Castellanos	RF	Jamie Romak	DH
Jeff Baisley	1B	Scott Van Slyke	1B	Clint Robinson	1B
Scott Van Slyke	RF	Brian Barden	3B	Miguel Olivo	C
Tim Federowicz	C	Rusty Ryal	LF	Nick Buss	RF
Josh Fields	DH	Jesus Flores	C	Brendan Harris	3B
Luis Cruz	SS	Alfredo Amezaga	2B	Trayvon Robinson	LF
Joe Becker	3B	Stephen Fife	P	Miguel Rojas	SS
Fernando Nieve	P			Zach Lee	P
2015	4/9 vs. Reno (L, 2-8)	2016	4/15 vs. TAC (W, 11-6)	2017	4/6 vs. SL (W, 7-4)
Brandon Barnes	CF	Rafael Ynoa	SS	Raimel Tapia	CF
Cristhian Adames	SS	Ryan Casteel	C	Pat Valaika	SS
Kyle Parker	LF	Mike Tauchman	CF	Rosell Herrera	LF
Matt McBride	1B	Stephen Cardullo	CF	Jordan Patterson	1B
Angelys Nina	2B	Jordan Patterson	RF	Noel Cuevas	DH
Roger Bernadina	RF	Will Swanner	1B	Mike Tauchman	RF
Dustin Garneau	C	Chris Nelson	DH	Rafael Ynoa	3B
Tim Smalling	3B	Tim Smalling	3B	Ryan Hanigan	C
Jorge De La Rosa	P	Jeff Bianchi	2B	Daniel Castro	2B
		Shane Carle	P	Jeff Hoffman	P
2018	4/10 vs. LV (W, 7-3)	2019	4/4 vs. SL (L, 4-11)	2021	5/6 vs. SUG (L, 4-9)
Raimel Tapia	CF	Yonathan Daza	CF	Ryan Vilade	LF
Drew Weeks	LF	Sam Hilliard	RF	Sam Hilliard	CF
Jordan Patterson	1B	Brendan Rodgers	2B	Taylor Motter	2B
Noel Cuevas	RF	Roberto Ramos	1B	Greg Bird	1B
Derrick Gibson	2B	Noel Cuevas	LF	José Briceño	DH
Josh Fuentes	3B	Josh Fuentes	3B	Wynton Bernard	RF
Anthony Bemboom	C	Drew Weeks	DH	Jose Gomez	3B
Daniel Castro	SS	Elliot Soto	SS	Brian Serven	C
David Holmberg	P	Drew Butera	C	Eric Stamets	SS
		Jeff Hoffman	P	Antonio Santos	P



Organization

2026 Isotopes

2025 In Review

Colorado Rockies

Opponents

Isotopes Records

ABQ Pro Baseball

History

Media Information

HOME OPENER LINEUPS

2022	4/12 vs. TAC (L, 9-10 - 10 inn.)	2023	4/4 vs. SL (W, 7-5)	2024	3/29 vs. ELP (L, 6-5)
Ryan Vilade	LF	Brenton Doyle	RF	Greg Jones	CF
Colton Welker	1B	Nolan Jones	3B	Sean Bouchard	DH
Elehuris Montero	3B	Coco Montes	SS	Coco Montes	2B
Scott Schebler	CF	Michael Toggia	1B	Sam Hilliard	RF
Carlos Pérez	C	Aaron Schunk	2B	Jordan Beck	LF
Tim Lopes	SS	Cole Tucker	CF	Hunter Goodman	1B
Sean Bouchard	LF	Jonathan Morales	DH	Aaron Schunk	3B
D.J. Peterson	DH	Grayson Greiner	C	Drew Romo	C
Taylor Snyder	2B	Jimmy Herron	LF	Julio Carreras	SS
Frank Duncan	P	Phillips Valdez	P	Noah Davis	P
2025	4/1 vs. SL (L, 15-1)				
Adael Amador	2B				
Ryan Ritter	SS				
Zac Veen	CF				
Keston Hiura	DH				
Yanquiell Fernandez	RF				
Owen Miller	1B				
Sterlin Thompson	LF				
Warming Bernabel	3B				
Braxton Fulford	C				
Anthony Molina	P				



MONTHLY RECORDS

2003	APRIL	MAY	JUNE	JULY	AUGUST	SEPTEMBER
Record	11-14	14-17	14-14	19-10	16-14	0-1
Batting	.267	.256	.272	.297	.289	.278
Pitching	5.21	5.09	5.31	3.93	4.65	4.20
Attendance	70,370	134,755	104,451	114,013	141,619	11,659
Openings	10	16	13	15	16	1
Average	7,037	8,422	8,035	7,601	8,851	11,659
2004	APRIL	MAY	JUNE	JULY	AUGUST	SEPTEMBER
Record	11-11	19-11	11-17	14-14	8-22	4-2
Batting	.277	.320	.256	.288	.250	.294
Pitching	5.62	5.18	5.75	5.44	6.70	3.74
Attendance	61,570	114,399	121,129	122,174	119,582	36,753
Openings	10	14	16	14	12	4
Average	6,150	8,174	7,571	8,727	9,965	9,188
2005	APRIL	MAY	JUNE	JULY	AUGUST	SEPTEMBER
Record	12-11	19-11	13-15	15-13	17-13	2-3
Batting	.278	.294	.261	.297	.285	.259
Pitching	5.01	4.57	5.43	4.93	4.20	2.55
Attendance	75,792	123,963	98,127	132,918	142,038	10,001
Openings	12	17	11	13	17	1
Average	6,316	7,292	8,921	10,224	8,255	10,001
2006	APRIL	MAY	JUNE	JULY	AUGUST	SEPTEMBER
Record	17-7	16-14	12-16	8-18	14-16	3-1
Batting	.276	.294	.287	.272	.297	.341
Pitching	3.59	4.75	4.02	4.73	5.48	5.75
Attendance	60,250	143,703	100,043	144,985	89,843	42,484
Openings	8	20	13	16	9	4
Average	7,531	7,185	7,695	9,061	9,983	10,621
2007	APRIL	MAY	JUNE	JULY	AUGUST	SEPTEMBER
Record	12-13	15-15	13-15	15-12	16-13	1-2
Batting	.271	.276	.290	.287	.305	.316
Pitching	5.23	4.85	5.14	5.12	5.64	9.72
Attendance	73,757	98,212	126,853	100,902	132,480	31,482
Openings	12	12	15	11	17	3
Average	6,146	8,184	8,457	9,173	7,793	10,494
2008	APRIL	MAY	JUNE	JULY	AUGUST	SEPTEMBER
Record	15-10	11-19	13-17	10-18	18-11	1-0
Batting	.305	.280	.288	.283	.279	.156
Pitching	6.28	5.91	4.93	5.58	4.81	0.00
Attendance	79,505	126,960	124,816	145,874	116,451	--
Openings	11	17	15	15	15	--
Average	7,228	7,468	8,321	9,725	8,958	--
2009	APRIL	MAY	JUNE	JULY	AUGUST	SEPTEMBER
Record	10-10	15-15	14-15	19-8	18-13	4-3
Batting	.255	.277	.246	.317	.310	.278
Pitching	5.29	4.70	2.95	4.47	4.91	3.19
Attendance	55,083	119,218	127,347	134,900	142,399	23,182
Openings	9	15	12	15	18	3
Average	6,120	7,948	10,612	8,993	7,911	7,728
2010	APRIL	MAY	JUNE	JULY	AUGUST	SEPTEMBER
Record	12-8	14-15	13-15	16-13	14-17	3-3
Batting	.295	.322	.287	.305	.299	.294
Pitching	4.57	5.46	6.04	5.71	7.02	3.63
Attendance	55,282	107,994	99,071	137,950	147,978	22,825
Openings	10	14	12	15	17	2
Average	5,528	7,714	8,256	8,622	8,705	11,413
2011	APRIL	MAY	JUNE	JULY	AUGUST	SEPTEMBER
Record	13-9	15-14	14-15	14-15	14-16	0-5
Batting	.293	.284	.302	.280	.311	.231
Pitching	5.30	5.45	5.77	5.44	6.52	5.85
Attendance	73,000	122,838	102,164	126,520	153,806	--
Openings	12	16	12	14	17	--
Average	6,083	7,677	8,514	9,037	9,047	--
2012	APRIL	MAY	JUNE	JULY	AUGUST	SEPTEMBER
Record	14-11	17-13	16-12	17-11	14-16	2-1
Batting	.282	.293	.295	.306	.303	.376
Pitching	5.29	5.04	4.59	4.06	5.83	6.67
Attendance	60,563	145,198	110,686	108,182	109,095	34,693
Openings	9	19	15	12	12	3
Average	6,729	7,642	7,379	9,015	9,091	11,564



Organization

2026 Isotopes

2025 In Review

Colorado Rockies

Opponents

Isotopes Records

ABQ Pro Baseball

History

Media Information

MONTHLY RECORDS

2013	APRIL	MAY	JUNE	JULY	AUGUST	SEPTEMBER
Record	14-11	15-15	18-11	16-12	11-19	2-0
Batting	.297	.276	.284	.248	.248	.296
Pitching	3.63	4.91	4.41	3.56	4.52	2.00
Attendance	83,798	104,203	99,252	131,701	148,614	-
Openings	13	14	12	15	17	-
Average	6,446	7,443	8,271	8,780	8,742	-
2014	APRIL	MAY	JUNE	JULY	AUGUST	SEPTEMBER
Record	14-12	11-18	13-16	15-14	9-19	0-1
Batting	.284	.268	.277	.299	.295	.129
Pitching	4.98	5.56	4.48	6.23	6.40	2.00
Attendance	75,662	110,956	117,027	130,677	121,125	9,178
Openings	11	13	15	16	14	1
Average	6,878	8,535	7,802	8,167	8,652	9,178
2015	APRIL	MAY	JUNE	JULY	AUGUST	SEPTEMBER
Record	9-12	12-18	13-15	14-14	11-19	3-4
Batting	.243	.280	.282	.287	.271	.228
Pitching	5.15	5.29	4.97	4.77	4.97	3.81
Attendance	54,591	127,395	107,897	125,874	144,762	--
Openings	9	17	13	14	17	--
Average	6,066	7,493	8,299	8,991	8,515	--
2016	APRIL	MAY	JUNE	JULY	AUGUST	SEPTEMBER
Record	14-9	9-20	8-20	16-11	20-11	4-1
Batting	.271	.236	.244	.313	.286	.272
Pitching	4.11	4.62	4.34	5.58	3.96	2.45
Attendance	48,909	130,017	108,849	103,479	131,012	--
Openings	8	17	14	13	15	--
Average	6,113	7,648	7,774	7,960	8,734	--
2017	APRIL	MAY	JUNE	JULY	AUGUST	SEPTEMBER
Record	11-12	16-13	12-16	16-13	11-17	2-2
Batting	.273	.284	.316	.303	.248	.308
Pitching	4.32	4.86	5.80	4.98	4.21	6.62
Attendance	74,476	106,431	114,569	144,004	103,022	--
Openings	12	12	16	17	11	--
Average	6,206	8,869	7,161	8,471	9,366	--
2018	APRIL	MAY	JUNE	JULY	AUGUST	SEPTEMBER
Record	10-15	19-11	13-14	9-17	12-17	0-3
Batting	.297	.293	.274	.285	.285	.206
Pitching	7.00	4.64	5.18	4.44	5.45	6.38
Attendance	69,674	118,429	110,194	109,595	148,438	--
Openings	12	14	14	12	18	--
Average	5,806	8,459	7,871	9,132	8,247	--
2019	APRIL	MAY	JUNE	JULY	AUGUST	SEPTEMBER
Record	15-11	11-19	8-19	11-15	15-14	0-2
Batting	.301	.283	.268	.283	.303	.267
Pitching	6.49	5.99	6.92	6.58	6.02	6.23
Attendance	82,739	108,635	104,708	109,676	137,074	--
Openings	13	14	13	13	15	--
Average	6,365	7,760	8,055	8,437	9,138	--
2021	MAY	JUNE	JULY	AUGUST	SEPTEMBER	*OCTOBER
Record	7-16	8-17	18-8	12-16	12-13	1-2
Batting	.214	.271	.275	.272	.261	.175
Pitching	6.82	6.68	5.69	6.16	4.93	3.12
Attendance	51,274	49,124	77,790	87,787	63,319	--
Openings	12	12	14	15	11	--
Average	4,273	4,094	5,556	5,852	5,756	--
2022	APRIL	MAY	JUNE	JULY	AUGUST	SEPTEMBER
Record	9-14	12-14	15-11	11-13	7-17	8-17
Batting	.281	.268	.282	.281	.257	.267
Pitching	6.78	7.32	6.81	6.39	6.98	7.03
Attendance	72,170	101,456	80,591	94,225	76,958	90,098
Openings	11	13	11	12	12	14
Average	6,561	7,804	7,326	7,852	6,413	6,436
2023	MARCH/APRIL	MAY	JUNE	JULY	AUGUST	SEPTEMBER
Record	12-15	10-16	7-18	15-9	13-14	11-10
Batting	.274	.320	.255	.282	.260	.290
Pitching	6.80	8.16	6.03	5.69	6.70	5.40
Attendance	74,709	121,684	62,566	94,578	78,857	89,397
Openings	12	17	9	12	12	12
Average	6,226	7,158	6,952	7,882	6,549	7,450
2024	MARCH/APRIL	MAY	JUNE	JULY	AUGUST	SEPTEMBER
Record	8-20	8-19	13-13	10-13	13-14	6-13
Batting	.284	.281	.262	.294	.265	.245
Pitching	8.08	7.18	5.37	6.74	5.87	6.09
Attendance	93,754	109,828	92,748	80,227	77,704	49,264
Openings	16	15	14	12	11	7
Average	5,860	7,322	6,625	6,686	7,064	7,038



MONTHLY RECORDS

2025	MARCH/APRIL	MAY	JUNE	JULY	AUGUST	SEPTEMBER
Record	12-17	13-13	7-18	11-12	11-17	8-10
Batting	.262	.288	.283	.283	.289	.316
Pitching	5.88	5.09	7.45	4.98	6.06	6.57
Attendance	65,454	104,928	49,855	94,679	97,001	81,932
Openings	13	14	7	12	15	12
Average	5,035	7,495	7,122	7,890	6,467	6,828
TOTAL	MARCH/APRIL	MAY	JUNE	JULY	AUGUST	SEPTEMBER/OCTOBER
Record	255-252	298-336	288-339	309-283	294-345	76-97
Attendance	1,461,108	2,532,476	2,212,067	2,564,923	2,647,375	596,267
Openings	233	332	284	302	320	78
Average	6,271	7,628	7,789	8,493	8,273	7,644

* 2021 marked the only time the Isotopes have ever played in October. There were no games in April that season due to COVID-19.

Organization

2026 Isotopes

2025 In Review

Colorado Rockies

Opponents

Isotopes Records

ABQ Pro Baseball

History

Media Information



YEAR-BY-YEAR ATTENDANCE

YEAR	ATTENDANCE (PCL RANK)	OPENINGS	AVERAGE (PCL RANK)	CUMULATIVE TOTAL
2003	576,867 (3)	71	8,125 (3)	576,867
2004	575,607 (3)	70	8,223 (3)	1,152,474
2005	582,839 (4)	71	8,209 (4)	1,735,313
2006	581,308 (4)	70	8,304 (4)	2,316,621
2007	563,686 (5)	70	8,053 (5)	2,880,307
2008	593,606 (3)	71	8,361(3)	3,473,913
2009	602,129 (3)	72	8,363 (3)	4,076,042
2010	571,100 (3)	70	8,159 (3)	4,647,142
2011	578,328 (3)	71	8,145 (3)	5,225,470
2012	568,417 (3)	70	8,120 (3)	5,793,997
2013	567,568 (3)	71	7,994 (3)	6,361,455
2014	564,625 (3)	70	8,066 (3)	6,926,190
2015	560,519 (5)	70	8,007 (4)	7,486,709
2016	522,266 (4)	67	7,795 (4)	8,008,975
2017	542,502 (5)	68	7,978 (4)	8,551,477
2018	556,330 (3)	70	7,948 (3)	9,107,807
2019	542,832 (5)	68	7,983 (4)	9,650,639
2021	329,294 (3)	64	5,145 (3)	9,979,903
2022	515,498 (2)	73	7,062 (1)	10,495,321
2023	521,521 (1)	74	7,048 (1)	11,016,842
2024	503,525 (1)	75	6,714 (1)	11,520,367
2025	493,849 (1)	73	6,765	12,014,216
TOTAL	12,014,216	1,549	7,756	12,014,216

TOP 10 LARGEST CROWDS AT RCGU FIELD AT ISOTOPES PARK

	Attendance	Date	Opponent
1.	16,975	May 5, 2018	El Paso
2.	16,348	July 4, 2014	Las Vegas
3.	16,286	July 3, 2015	Reno
4.	16,229	July 4, 2013	Iowa
5.	16,059	July 4, 2011	Round Rock
6.	15,817	May 5, 2023	Sugar Land
7.	15,664	July 4, 2017	Sacramento
8.	15,652	July 4, 2018	Tacoma
9.	15,628	July 4, 2016	El Paso
10.	15,619	July 30, 2022	Las Vegas

TOP 10 LARGEST CROWDS

(non-Fourth of July or Manny Ramirez rehab assignment)

	Attendance	Date	Opponent
1.	16,975	May 5, 2018	El Paso
2.	15,817	May 5, 2023	Sugar Land
3.	15,619	July 30, 2022	Las Vegas
4.	15,190	May 14, 2022	Sugar Land
5.	14,855	August 29, 2013	Round Rock
6.	14,591	July 1, 2023	El Paso
7.	14,547	June 16, 2007	Round Rock
8.	14,427	August 29, 2019	Las Vegas
9.	14,299	August 29, 2015	Colorado Springs
10.	14,222	May 18, 2019	El Paso

LARGEST CROWDS OVER THREE CONSECUTIVE DAYS AT ISOTOPES PARK

	Attendance	Dates	Opponent(s)
1.	43,480	June 23-25, 2009	Nashville
2.	39,080	July 4-6, 2013	Iowa
3.	38,052	July 29-31, 2005	Salt Lake / Colo. Springs
4.	37,307	May 5-7, 2018	El Paso
5.	37,032	August 11-13, 2006	Nashville

LARGEST CROWDS FOR A SERIES (ANY LENGTH) AT ISOTOPES PARK

	Attendance	Dates	Opponent(s)
1.	57,657	June 28-July 3, 2023	El Paso (6 games)
2.	55,886	July 1-6, 2025	El Paso (6 games)
3.	54,763	June 23-26, 2009	Nashville (4 games)
4.	53,070	May 2-7, 2023	Sugar Land (6 games)
5.	47,882	April 30-May 5, 2024	Round Rock (6 games)
6.	47,779	May 4-7, 2018	El Paso (4 games)



ALL-TIME COMPLETE GAMES

6/19/03	at Colorado Springs (2)	Justin Wayne	6.0 IP	6 H	3 R	3 ER	1 BB	3 K	Lost, 2-3
6/20/03	at Colorado Springs	Scott Sanders	9.0 IP	6 H	1 R	1 ER	2 BB	9 K	Won, 2-1
7/10/03	vs. Memphis	Sean Bergman	9.0 IP	7 H	2 R	2 ER	2 BB	3 K	Won, 9-2
7/18/03	vs. Tacoma	Sean Bergman	9.0 IP	7 H	0 R	0 ER	0 BB	7 K	Won, 3-0
7/29/03	at Nashville	Scott Sanders	9.0 IP	6 H	2 R	2 ER	0 BB	11 K	Won, 5-2
7/31/03	at Nashville	Justin Wayne	6.2 IP	3 H	2 R	2 ER	0 BB	7 K	Lost, 1-2
6/16/04	vs. Iowa	Aaron Small	9.0 IP	5 H	1 R	1 ER	0 BB	4 K	Won, 6-1
8/10/04	vs. Fresno (1)	Michael Nannini	7.0 IP	3 H	0 R	0 ER	4 BB	5 K	Won, 1-0
9/1/04	at New Orleans	Matt Blank	9.0 IP	7 H	2 R	2 ER	1 BB	3 K	Won, 6-2
9/3/04	vs. Oklahoma	Aaron Small	9.0 IP	9 H	2 R	2 ER	1 BB	7 K	Won, 9-2
5/29/05	vs. Omaha	Les Walrond	9.0 IP	4 H	0 R	0 ER	4 BB	4 K	Won, 8-0
6/19/05	at Memphis	Les Walrond	9.0 IP	3 H	0 R	0 ER	1 BB	6 K	Won, 1-0
8/14/05	vs. New Orleans (2)	Ariel Prieto	7.0 IP	4 H	1 R	1 ER	2 BB	5 K	Won, 6-1
5/15/06	at Tacoma	Nic Ungs	9.0 IP	4 H	0 R	0 ER	0 BB	4 K	Won, 1-0
7/19/06	vs. New Orleans (2)	Renyel Pinto	7.0 IP	6 H	2 R	2 ER	3 BB	3 K	Won, 3-2
8/1/06	vs. Fresno (1)	Nic Ungs	7.0 IP	8 H	4 R	4 ER	2 BB	2 K	Won, 10-4
8/16/06	at Omaha	Nic Ungs	7.0 IP	5 H	1 R	0 ER	1 BB	3 K	Won, 9-1
7/19/07	vs. Omaha	Kenny Baugh	9.0 IP	7 H	1 R	1 ER	1 BB	4 K	Won, 5-1
6/1/08	vs. Memphis	Chris Seddon	9.0 IP	6 H	1 R	1 ER	3 BB	8 K	Won, 6-1
6/18/08	at Memphis (1)	Chris Seddon	6.0 IP	7 H	3 R	3 ER	3 BB	6 K	Lost, 1-3
7/31/08	at Portland	Daniel Barone	9.0 IP	3 H	0 R	0 ER	0 BB	8 K	Won, 3-0
9/1/08	at Round Rock	Bobby Keppel	9.0 IP	7 H	0 R	0 ER	0 BB	5 K	Won, 1-0
4/30/09	vs. Round Rock	Charlie Haeger	9.0 IP	6 H	2 R	1 ER	2 BB	5 K	Won, 6-2
5/30/09	at Oklahoma City (1)	Shawn Estes	6.0 IP	4 H	1 R	1 ER	3 BB	3 K	Lost, 0-1
6/1/09	at Oklahoma City	Charlie Haeger	9.0 IP	4 H	2 R	2 ER	3 BB	3 K	Won, 4-2
6/4/09	at New Orleans (1)	Shawn Estes	6.0 IP	7 H	3 R	3 ER	3 BB	4 K	Lost, 2-3
6/11/09	at Round Rock	Giancarlo Alvarado	8.0 IP	9 H	5 R	5 ER	2 BB	12 K	Lost, 1-5
6/25/09	vs. Nashville	Scott Elbert	6.0 IP	1 H	0 R	0 ER	1 BB	7 K	Won, 4-0
7/23/09	at Round Rock	Charlie Haeger	9.0 IP	6 H	1 R	1 ER	2 BB	12 K	Won, 5-1
7/28/09	vs. Oklahoma City	Charlie Haeger	9.0 IP	11 H	2 R	2 ER	2 BB	5 K	Won, 6-2
4/20/11	at Iowa (1)	Dana Eveland	9.0 IP	5 H	3 R	3 ER	2 BB	8 K	Lost, 1-3
4/20/11	at Iowa (2)	John Ely	7.0 IP	1 H	0 R	0 ER	4 BB	7 K	Won, 3-0
5/22/11	vs. Reno	John Ely	9.0 IP	3 H	1 R	1 ER	1 BB	7 K	Won, 3-1
5/30/11	at New Orleans	Tim Redding	8.0 IP	6 H	3 R	3 ER	0 BB	3 K	Lost, 2-3
7/28/11	at Omaha	Dana Eveland	9.0 IP	3 H	0 R	0 ER	1 BB	6 K	Won, 2-0
8/8/12	vs. Tucson (1)	John Ely	7.0 IP	6 H	0 R	0 ER	1 BB	8 K	Won, 4-0
4/19/13	at Omaha (1)	Blake Johnson	6.0 IP	6 H	3 R	2 ER	0 BB	5 K	Lost, 2-3
7/8/13	vs. Nashville (Rain Shortened)	Jonathan Sanchez	5.0 IP	6 H	5 R	5 ER	3 BB	4 K	Won, 6-6
6/6/14	at Tacoma (1)	Carlos Frias	6.0 IP	9 H	5 R	5 ER	1 BB	2 K	Lost, 3-5
6/27/14	vs. Reno (1)	Carlos Frias	7.0 IP	8 H	2 R	1 ER	0 BB	5 K	Won, 3-2
7/11/14	at Las Vegas (1)	Jeff Bennett	6.0 IP	9 H	8 R	8 ER	2 BB	4 K	Lost, 1-8
5/26/15	at New Orleans (1)	Jon Gray	6.0 IP	8 H	3 R	3 ER	3 BB	2 K	Lost, 0-3
6/29/15	at Salt Lake	John Lannan	8.0 IP	16 H	7 R	5 ER	0 BB	5 K	Lost, 2-7
8/9/16	vs. Las Vegas (1)	Eddie Butler	7.0 IP	3 H	0 R	0 ER	2 BB	3 K	Won, 4-0
8/12/17	vs. Fresno (1)	Ryan Carpenter	7.0 IP	3 H	2 R	2 ER	1 BB	6 K	Lost, 1-2
6/18/22	vs. Salt Lake (2)	Riley Smith	7.0 IP	4 H	0 R	0 ER	0 BB	7 K	Won, 4-0
7/2/24	at El Paso (Rain Shortened)	Kari Kauffmann	6.0 IP	9 H	2 R	2 ER	2 BB	3 K	Won, 5-2
8/6/25	vs. Round Rock (1)	Andrew Quezada	7.0 IP	7 H	5 R	5 ER	2 BB	1 K	Loss, 5-3
9/12/25	at El Paso (Rain Shortened)	Gabriel Hughes	5.0 IP	2 H	0 R	0 ER	0 BB	1 K	Won, 9-0

ISOTOPES LOW HIT COMPLETE GAME PITCHING PERFORMANCES

Hits	Pitcher	Opponent/Date	Notes
1	John Ely	at Iowa -- 4/20/11	Topes won 3-0 -- 7 IP, 1 H, 0 R, 4 BB, 7 K, 97 pitches. Gm 2 of DH, 47 degrees; 1 out from no-hitter.
1	Scott Elbert	vs Nashville -- 6/25/09	Topes won 4-0 -- 6 IP, 1 H, 0 R, 1 BB, 7 K, 82 pitches. Rain shortened game. Only hit in 6th inning. Elbert's first start at AAA after reassigned by Dodgers. (Final Manny Ramirez rehab game)
2	Gabriel Hughes	at El Paso -- 9/12/25	Topes won 9-0 -- 5 IP, 2 H, 0 R, 0 BB, 1 K, 60 pitches. Singles in 4th and 5th (rain shortened).
3	Ryan Carpenter	vs. Fresno -- 8/12/17	Topes lost 1-2 -- 7 IP, 3 H, 2 R, 1 BB, 6 K, 86 pitches. 2-run HR by Tyler White in 3rd inning.
3	Eddie Butler	vs. Las Vegas -- 8/9/16	Topes won 7-0 -- 7 IP, 3 H, 0 R, 2 BB, 3 K, 110 pitches. Singles in 1st, 3rd and 5th. Gm 1 of DH.
3	Dana Eveland	at Omaha -- 7/28/11	Topes won 2-0 -- 9 IP, 3 H, 0 R, 1 BB, 6 K, 115 pitches. Singles in 1st, 5th and 9th innings.
3	John Ely	vs. Reno -- 5/22/11	Topes won 3-1 -- 9 IP, 3 H, 1 R, 1 BB, 7 K, 107 pitches. Singles in 3rd and 9th, HR by Ransom in 5th
3	Daniel Barone	at Portland -- 7/31/08	Topes won 3-0 -- 9 IP, 3 H, 0 R, 0 BB, 8 K, 116 pitches. Singles in 5th and 7th, double in 9th. Two starts before, went 7.2 scoreless with 2 hits allowed.
3	Les Walrond	at Memphis -- 6/19/05	Topes won 1-0 -- 9 IP, 3 H, 0 R, 1 BB, 6 K. Doubles in 1st and 6th, single in 6th. Game lasted 1:51.
3	Michael Nannini	vs. Fresno -- 8/10/04	Topes won 1-0 -- 7 IP, 3 H, 0 R, 4 BB, 5 K. Game 1 of DH.
3	Justin Wayne	at Nashville -- 7/31/03	Topes lost 1-2 -- 6.2 IP, 3 H, 2 R, 0 BB, 7 K. Gm 1 of DH.



ALBUQUERQUE NO-HITTERS**NO-HITTERS THROWN BY ALBUQUERQUE PITCHERS**

Date	Pitcher(s)	Team	League	Opponent	Score	IP	Location	Notes
6/13/95	Mike Milchin	Dukes	PCL	Vancouver	W, 2-0	7	Vancouver	Last no-hitter by any ABQ pitcher.
8/14/87	Bill Krueger	Dukes	PCL	Phoenix	W, 2-0	7	Phoenix	Game 2 of DH. Only baserunner reached via error.
4/25/85	Erik Songberg/ Steven Martin	Dukes	PCL	Hawaii	W, 7-1	9	Honolulu	Honolulu
5/4/83	Ricky Wright*	Dukes	PCL	Portland	W, 4-2	9	Albuquerque	Sonberg left after 7 IP with blister on finger. Martin threw 2 IP.
8/4/70	Larry McDowell	Dodgers	Texas	Amarillo	W, 12-0	9	Amarillo	Dodgers rewarded McDowell with \$250 raise. Steve Yeager was catcher.
5/2/68	Dick Armstrong	Dodgers	Texas	Dallas-Ft. Worth	W, 10-0	9	Albuquerque	Announced crowd was 525 fans.
6/13/60	Jose Santiago	Dukes	Sophomore	Hobbs	W, 2-0	9	Albuquerque	Dukes were KC Athletics affiliate. Santiago threw 32 pitches with RBI single.
9/3/41	Nicholas Popovich	Cardinals	AZ-TX	Tucson	W, 2-0	7	Tucson	Game 1 of DH, lasted 1:04.
8/23/39	Bill Caplinger	Cardinals	AZ-TX	El Paso	W, 10-0	9	El Paso	Fans asked press box if any hits, but superstitious scribes would not answer until game ended.
4/30/32	Italo Chelini	Dons	AZ-TX	Bisbee	W, 4-0	7	Albuquerque	Game 2 of DH, called by time limits. Chelini was 17. Dons affiliated with PCL's SF Missions.

*Entering 2026, the Isotopes/Dukes have played 2,819 Triple-A games in Albuquerque since the last no-hitter in the Duke City.

NO-HITTERS THROWN AGAINST ALBUQUERQUE TEAMS

Date	Pitcher(s)	Team	League	Opponent	Score	IP	Location	Notes
5/11/08	Franklin Morales +3	Colorado Springs	PCL	Isotopes	L, 5-1	9	Colorado Springs	Morales (5 IP), Chris George (1.2 IP), Matt Daley (1.1 IP) and Steve Register (1.0 IP)
4/7/03	John Wasdin	Nashville	PCL	Isotopes	L, 4-0	9	Nashville	Perfect game. Fifth contest in Isotopes history (100 pitches).
6/2/73	Dave Freisleben	Hawaii	PCL	Dukes	W, 1-0	7	Honolulu	Game 1 of DH. E1 and WP in 1st inning for only run.
8/4/71	Tom Walker	Dallas-Fort Worth	Texas	Dodgers	L, 12-0	15	Albuquerque	Tied for 5th-longest no-hitter in pro history (threw 167 pitches).
7/21/68	Steve Renko	Memphis	Texas	Dodgers	L, 1-0	7	Memphis	Game 2 of DH. ABQ Manager Roger Craig said "nice no-hitter you got going" after the 6th inn.
6/5/68	Dean Burk	San Antonio	Texas	Dodgers	L, 1-0	7	San Antonio	Game 2 of DH. Losing pitcher was Dick Armstrong (33 days after throwing no-hitter).
5/13/67	Felipe Leal	El Paso	Texas	Dodgers	L, 8-0	9	Albuquerque	Faced minimum 27 batters, induced two DP to erase walk and catcher's interference.
8/25/60	Conrad Gasper	Odessa	Sophomore	Dukes	L, 14-0	7	Odessa	Game 1 of DH. Dukes had 21 hits in 27-3 win in Game 2.
8/9/60	Ignacio Martinez	Artesia	Sophomore	Dukes	L, 5-0	9	Artesia	First start with Artesia Giants for Martinez. Three errors and six walks.



NO-HITTERS THROWN IN ALBUQUERQUE

Date	Pitcher(s)	Team	League	Opponent	Score	IP	Location	Notes
7/3/21	Luke Westphal	El Paso	PCL	Isotopes	L, 16-0	5	Isotopes Park	Not official. Rain shortened. Westphal's AAA debut. Only baserunner via error.
8/6/91	Jim Neidlinger	Dukes	PCL	Las Vegas	W, 3-0	5	ABQ Sports Stadium	Not official. Rain shortened.
5/4/83	Ricky Wright	Dukes	PCL	Portland	W, 4-2	9	ABQ Sports Stadium	Only 9-inning no-hitter in ABQ AAA history (threw 148 pitches).
8/4/71	Tom Walker	Dallas-Ft. Worth	Texas	Dodgers	L, 12-0	15	ABQ Sports Stadium	Tied for 5th-longest no-hitter in pro history (threw 167 pitches).
5/2/68	Dick Armstrong	Dodgers	Texas	Dallas-Ft. Worth	W, 10-0	9	Tingley Field	Announced crowd was 525 fans.
5/13/67	Felipe Leal	El Paso	Texas	Dodgers	L, 8-0	9	Tingley Field	Faced minimum 27 batters, induced two DP to erase walk and catcher's interference.
6/13/60	Jose Santiago	Dukes	Sophomore	Hobbs	W, 2-0	9	Tingley Field	Dukes were KC Athletics affiliate. Santiago threw 92 pitches with RBI single.
4/30/32	Italo Chelini	Dons	AZ-TX	Bisbee	W, 4-0	7	Rio Grande Park	Game 2 of DH, called by time limits. Chelini was 17. Dons affiliated with PCL's SF Missions

ISOTOPES NEAR NO-HITTERS

Date	Opponent	Outs Recorded	Starter	Relievers*	Notes
4/20/11	at Iowa	20 of 21	John Ely		Marquez Smith hit a double to break no-hitter. Ely retired the next batter to finish with one-hit shutout.
8/11/18	at Fresno	24 of 27	Sam Howard	Yency Almonte (1.0), Carlos Estevez (1.0), Brooks Pounders (2.0), Scott McGough (0.0)	Garrett Stubbs ended bid with double to center to begin the ninth.
5/1/18	at Tacoma	24 of 27	Jeff Hoffman	Scott McGough (2.1), DJ Johnson (0.0)	Ian Miller recorded only hit of game with an infield single to lead off the ninth.
7/22/06	at New Orleans	23 of 27	Jeff Fulchino	Wes Wilkerson (1.2), Josh Stewart (0.0)	George Lombard reached on infield single.
5/23/19	at Las Vegas	20 of 27	Chi Chi González		Corban Joseph hit a double to right to break up no-hit bid.
8/13/23	at Round Rock	18 of 27	Noah Davis	Josh Rogers (0.1)	Justin Foscue leadoff home run in the seventh. Lost, 9-6, after allowing nine runs in seventh.
8/25/18	vs. Reno	18 of 27	Jeff Hoffman		Perfect game broken up on a double by Ildemaro Vargas to lead off the seventh. Longest perfect game bid in Isotopes history.
5/19/17	vs. Colorado Springs	17 of 27	Barry Enright		Perfect game broken up on Gabriel Noriega's single to right field with two outs in the sixth inning.
7/21/16	vs. Nashville	16 of 27	Eddie Butler		Broken up on double by Bryan Anderson. Allowed four more hits and six runs before pitching change.

*Number of innings prior to no-hitter broken up.



ALL-TIME MULTI-HOME RUN GAMES/LONGEST HOME RUNS AT ISOTOPES PARK

2025 Multi-Home Run Games (16)

Date	Opponent	Player	Innings
4/8	at SUG	Braxton Fulford	3rd / 9th
4/17	vs. ELP	Warming Bernabel	2nd / 4th
4/20	vs. ELP (2)	Yanquiel Fernandez	2nd / 6th
4/23	at RNO	Yanquiel Fernandez	3rd / 4th
5/23	at RNO	Sterlin Thompson	4th / 5th
5/25	at RNO	Trevor Boone	4th / 5th
5/25	at RNO	Ryan Ritter	1st / 5th / 9th
5/25	at RNO	Keston Hiura	5th / 5th
5/27	vs. SUG	Keston Hiura	3rd / 6th
5/27	vs. SUG	Ryan Ritter	1st / 7th
6/6	at ELP	Sterlin Thompson	4th / 6th
6/12	vs. OKC	Michael Toglia	2nd / 7th
7/2	vs. ELP	Braxton Fulford	4th / 8th
9/2	vs. RR	Jose Torres	2nd / 7th
9/10	at ELP	Sam Hilliard	6th / 9th
9/17	vs. RNO	Keston Hiura	1st / 7th

Isotopes All-Time 3+ Home Run Games (12)

Date	Opponent	Player	Innings
7/16/04	at OKL	Chris Aguila	3rd / 6th / 7th
4/9/05	vs. IOWA	Mark Little	1st / 7th / 8th
8/31/05	vs. RR	Todd Sears	3rd / 6th / 8th
7/18/07	vs. OMA	Brett Carroll	2nd / 4th / 6th
5/19/08	vs. RR	Dallas McPherson	2nd / 5th / 7th
7/27/08	vs. FRE	Dallas McPherson	4th / 6th / 8th
5/22/09	vs. SL	Dee Brown	1st / 3rd / 8th
4/18/10	vs. OMA	Prentice Redman	1st / 3rd / 5th
4/21/19	vs. TAC	Dom Nuñez	1st / 3rd / 8th
7/24/21	at EP (G1)	Taylor Motter	1st / 3rd / 5th
8/27/22	vs. RR	Michael Toglia	2nd / 4th / 9th
5/25/25	at RNO	Ryan Ritter	1st / 5th / 9th

Most Multi-Home Run Games In An Isotopes Career

Player	No.
Brett Carroll	6
Joe Dillon	6
Matt Padgett	6
Jordan Patterson	6
Sam Hilliard	5
Michael Toglia	5
Mike Colangelo	5
Pat Valaika	5
Sean Bouchard	4
Hunter Goodman	4
Wynton Bernard	4
Alan Trejo	4
Dallas McPherson	4
Valentino Pascucci	4
Jerry Sands	4
Jason Wood	4
Ryan McMahon	4
Drew Weeks	4
Taylor Motter	4
Keston Hiura	3
Tim Federowicz	3
Alex Guerrero	3
Mitch Jones	3
Mark Little	3
Joc Pederson	3
Jamie Romak	3
Larry Sutton	3
Scott Van Slyke	3
Tim Wheeler	3
Gerald Williams	3
Alex Castellanos	3
Tom Murphy	3
Mike Tauchman	3

Most Multi-Home Run Games In A Single Season

Player	No.	Year
Pat Valaika	5	2019
Jordan Patterson	4	2017
Dallas McPherson	4	2008
Brett Carroll	4	2007
Joe Dillon	4	2004
Keston Hiura	3	2025
Hunter Goodman	3	2023
Wynton Bernard	3	2022
Alan Trejo	3	2022
Taylor Motter	3	2021
Drew Weeks	3	2019
Tim Wheeler	3	2015
Alex Guerrero	3	2014
Joc Pederson	3	2014
Jamie Romak	3	2014
Jerry Sands	3	2012
Jamie Hoffmann	3	2011
Mitch Jones	3	2009
Mark Little	3	2005
Matt Padgett	3	2005
Mike Colangelo	3	2004
Matt Padgett	3	2004
Larry Sutton	3	2004
Gerald Williams	3	2003

Homer From Both Sides Of Plate In A Game

Date	Opponent	Player	Innings
8/19/07	at OMA	Joe Borchard	3rd / 7th
5/8/24	at ELP	Michael Toglia	5th / 9th

Longest Home Runs at Isotopes Park - Statcast Era (Since 2018)

DATE	BATTER	TEAM	DISTANCE	EXIT VELO	LAUNCH ANGLE
5/26/2019	Anthony Garcia	Sacramento	525.7	113.4	28.2
7/21/2018	Taylor Jones	Fresno	506.9	110.0	26.0
5/19/2019	Jacob Scavuzzo	El Paso	495.4	110.2	32.2
5/18/2018	Jordan Patterson	Albuquerque	495.1	112.5	24.7
7/20/2019	Sam Hilliard	Albuquerque	494.0	109.7	34.2
8/22/2019	Raudy Read	Fresno	493.5	108.3	30.7
8/8/2019	Drew Weeks	Albuquerque	493.5	108.9	27.5
4/29/2019	Pat Valaika	Albuquerque	493.3	107.6	33.8
9/25/2021	Taylor Snyder	Albuquerque	493.2	110.4	24.9



ALL-TIME BACK-TO-BACK HOME RUNS

Date	Opponent	Home Run #1	Home Run #2	Home Run #3	Inning
4/13/03	vs. Oklahoma	Chris Wakeland	Chad Allen		3rd Inning
5/29/03	vs. Colorado Springs	Jason Wood	Rob Stratton		6th Inning
7/24/03	vs. New Orleans	Scott Sanders	Gerald Williams (inside-the-park)		4th Inning
4/8/04	at Memphis	Matt Padgett	Matt Treanor		2nd Inning
6/5/04	at Oklahoma	Larry Sutton	Joe Dillon		3rd Inning
8/16/04	at Iowa	Brian Banks	Matt Padgett		5th Inning
9/3/04	vs. Oklahoma	Joe Dillon	Mike Colangelo		3rd Inning
5/8/05	vs. New Orleans	Josh Wilson	Joe Dillon		6th Inning
5/21/05	at Las Vegas	Matt Padgett	Josh Willingham		3rd Inning
5/25/05	at Tucson	Matt Padgett	Josh Willingham		8th Inning
5/7/06	vs. Oklahoma	Scott Seabol	Mike Colangelo		6th Inning
8/17/06	vs. Omaha	Tom Wilson	Matt Cepicky		7th Inning
8/31/06	vs. Nashville	Eric Reed	Tony Schragr		6th Inning
4/12/07	vs. Iowa	Paul Hoover	Reggie Abercrombie		5th Inning
5/9/07	vs. Portland	Scott Seabol	Brett Carroll		5th Inning
5/25/07	vs. Nashville	Valentino Pascucci	John Gall		4th Inning
5/28/07	vs. Nashville	Andrew Beattie	Robert Andino		5th Inning
6/21/07	at Oklahoma City	Todd Linden	Scott Seabol		6th Inning
8/16/07	vs. Round Rock	Andrew Beattie	Paul Hoover		3rd Inning
8/19/07	at Omaha	Scott Seabol	Valentino Pascucci		9th Inning
8/22/07	vs. Memphis	Robert Andino	Reggie Abercrombie		3rd Inning
4/17/08	at Memphis	Andrew Beattie	John Gall		3rd Inning
4/19/08	vs. Nashville	Chase Lambin	John Gall		2nd Inning
4/19/08	vs. Nashville	Tagg Bozied	Brett Carroll		2nd Inning
4/30/08	vs. Las Vegas	Jason Wood	Dallas McPherson		1st Inning
6/15/08	vs. Omaha	Dallas McPherson	Tagg Bozied		1st Inning
7/24/08	vs. Sacramento	Tagg Bozied	Jai Miller		10th Inning
8/14/08	at Omaha	Tagg Bozied	Dallas McPherson		4th Inning
8/20/08	vs. New Orleans	Andrew Beattie	Brett Hayes		6th Inning
8/30/08	at Round Rock	Dallas McPherson	Michael Ryan		1st Inning
5/6/09	at Oklahoma City	Mitch Jones	Jason Repko		4th Inning
5/8/09	vs. New Orleans	Dee Brown	Mitch Jones		6th Inning
5/22/09	vs. Salt Lake	Dee Brown	Mitch Jones		1st Inning
5/22/09	vs. Salt Lake	Dee Brown	Mitch Jones		8th Inning
5/31/09	at Oklahoma City	Hector Luna	Dee Brown		9th Inning
7/24/09	vs. Iowa	Mitch Jones	Brett Harper		8th Inning
4/18/10	vs. Omaha	Jay Gibbons	Prentice Redman		3rd Inning
5/24/10	vs. Reno	Jay Gibbons	John Lindsey		1st Inning
6/21/10	at Iowa	Lucas May	J.D. Closser		3rd Inning
7/21/10	at Nashville	John Lindsey	Jay Gibbons		3rd Inning
7/27/10	vs. Iowa	Russ Mitchell	Jay Gibbons		5th Inning
7/28/10	vs. Iowa	Russ Mitchell	John Lindsey		3rd Inning
8/25/10	vs. Oklahoma City	Justin Sellers	Jamie Hoffmann		2nd Inning
6/7/11	at Round Rock	John Lindsey	J.D. Closser		4th Inning
7/5/11	vs. Round Rock	Jerry Sands	John Lindsey		5th Inning
8/2/11	at New Orleans	Jerry Sands	Russ Mitchell		1st Inning
8/6/11	vs. Tacoma	Jerry Sands	Jamie Hoffmann		3rd Inning
8/9/11	vs. Salt Lake	Jerry Sands	Jamie Hoffmann	Justin Sellers	7th Inning
8/15/11	at Fresno	Jerry Sands	Jamie Hoffmann		3rd Inning
4/8/12	at Omaha	Jeff Baisley	Scott Van Slyke		4th Inning
5/4/12	at Nashville	Scott Van Slyke	Jeff Baisley		5th Inning
7/8/12	vs. Round Rock	Brian Cavazos-Galvez	Josh Bard		2nd Inning
4/15/13	at Iowa	Alex Castellanos	Scott Van Slyke		5th Inning
7/9/13	vs. Nashville	Justin Sellers	Nick Buss		3rd Inning
5/10/14	at El Paso	Joc Pederson	Clint Robinson		1st Inning
5/19/14	at Salt Lake	Jamie Romak	Carlos Triunfel		5th Inning
6/12/14	vs. Round Rock	Clint Robinson	Alex Liddi		2nd Inning
7/2/14	at El Paso	Griff Erickson	Johnny Monell		6th Inning
8/8/14	at Las Vegas	Joc Pederson	Tim Federowicz		1st Inning
8/18/14	vs. Nashville	Mike Baxter	Joc Pederson		3rd Inning
4/28/15	at Las Vegas	Angelys Nina	Tim Smalling		2nd Inning
7/21/15	at Reno	Dustin Garneau	Roger Bernadina		9th Inning
8/6/15	vs. El Paso	Roger Bernadina	Jeremy Barfield		2nd Inning
4/25/16	at Las Vegas	Cody Decker	Stephen Cardullo		4th Inning
5/25/16	at Omaha	Tim Smalling	Rafael Ynoa		2nd Inning
6/3/16	vs. Fresno	Jose Reyes	Stephen Cardullo		3rd Inning
7/8/16 (2)	at Las Vegas	Ben Paulsen	Dustin Garneau		3rd Inning
7/14/16	vs. Memphis	David Dahl	Jordan Patterson		1st Inning
7/21/16	vs. Nashville	Dustin Garneau	Jordan Patterson		7th Inning
6/10/17	at Salt Lake	Noel Cuevas	Jordan Patterson		8th Inning
6/24/17	vs. El Paso	Jordan Patterson	Demonic Brown		3rd Inning
7/7/17	vs. Las Vegas	Noel Cuevas	Jordan Patterson		7th Inning
7/18/17(1)	vs. Tacoma	Dustin Garneau	Derrick Gibson		4th Inning
4/11/18	vs. Las Vegas	Raimel Tapia	Drew Weeks		3rd Inning
4/30/18	at Tacoma	Tom Murphy	Jordan Patterson		4th Inning
5/15/18	at Las Vegas	Ryan McMahon	Mike Tauchman		3rd Inning



Organization

2026 Isotopes

2025 In Review

Colorado Rockies

Opponents

Isotopes Records

ABQ Pro Baseball

History

Media Information

ALL-TIME BACK-TO-BACK HOME RUNS

Date	Opponent	Home Run #1	Home Run #2	Home Run #3	Inning
5/31/18	vs. Fresno	Stephen Cardullo	Mike Tauchman		8th Inning
7/19/18	vs. El Paso	Mike Tauchman	David Dahl		1st Inning
8/27/18	vs. Reno	Jordan Patterson	Noel Cuevas		8th Inning
7/4/19	vs. Las Vegas	Sam Hilliard	Brian Mundell		8th Inning
7/31/19	at Memphis	Pat Valaika	Josh Fuentes		6th Inning
8/9/19	vs. San Antonio	Elliot Soto	Sam Hilliard		5th Inning
8/21/19	at Sacramento	Elliot Soto	Sam Hilliard		1st Inning (Led off game)
8/23/19	vs. Fresno	Drew Weeks	Josh Fuentes		4th Inning
8/29/19	vs. Las Vegas	Elliot Soto	Drew Weeks		2nd Inning
6/7/21	vs. Las Vegas	Connor Joe	Taylor Motter	Sam Hilliard	9th Inning
6/28/21	vs. Tacoma	Connor Joe	Sam Hilliard		1st Inning
7/19/21	vs. Sugar Land	Greg Bird	Taylor Motter		9th Inning
7/24/21	at El Paso (G1)	Alan Trejo	Taylor Motter		1st Inning
7/27/21	at El Paso	Greg Bird	Taylor Snyder		1st Inning
7/30/21	vs. Salt Lake	Taylor Motter	Greg Bird		8th Inning
9/6/21	at Oklahoma City	Brian Serven	LJ Hatch		4th Inning
9/25/21	vs. Reno	Brian Serven	Taylor Snyder		7th Inning
4/16/22	vs. Tacoma	Colton Welker	Scott Schebler		3rd Inning
4/28/22	vs. Sacramento	Wynton Bernard	Sean Bouchard		1st Inning (Led off game)
5/28/22	vs. Round Rock	Carlos Pérez	Coco Montes		4th Inning
6/14/22	vs. Salt Lake	Carlos Pérez	Alan Trejo		7th Inning
6/15/22	vs. Salt Lake	Carlos Pérez	Sean Bouchard		6th Inning
8/9/22	vs. Reno	Alan Trejo	Coco Montes		5th Inning
8/18/22	at Tacoma	Alan Trejo	Sean Bouchard		3rd Inning
8/23/22	vs. Round Rock	LJ Hatch	Tim Lopes		4th Inning
9/1/22	at Sugar Land	Tim Lopes	Bret Boswell		8th Inning
9/7/22	at El Paso (G2)	Sam Hilliard	D.J. Peterson		4th Inning
9/21/22	at Sugar Land	D.J. Peterson	Brenton Doyle		2nd Inning
4/2/23	at Round Rock	Nolan Jones	Michael Toglia		5th Inning
4/8/23	vs. Salt Lake	Michael Toglia	Aaron Schunk		5th Inning
4/9/23	vs. Salt Lake	Nolan Jones	Coco Montes		6th Inning
5/13/23	at Las Vegas	Nolan Jones	Elehuris Montero		9th Inning
5/27/23	vs. Round Rock	Yonathan Daza	Coco Montes		4th Inning
7/3/23	vs. El Paso	Jonathan Morales	Aaron Schunk		3rd Inning
4/23/24	vs. Oklahoma City	Sam Hilliard	Hunter Goodman		1st Inning
5/9/24	at El Paso	Michael Toglia	Aaron Schunk		5th Inning
6/16/24	vs. El Paso	Hunter Stovall	Sam Hilliard		8th Inning
7/20/24	at Sacramento	Kris Bryant	Elehuris Montero		8th Inning
7/25/24	vs. Round Rock	Sean Bouchard	Elehuris Montero		3rd Inning
7/28/24	vs. Round Rock	Sean Bouchard	Elehuris Montero		6th Inning
8/6/24	vs. Sacramento	Elehuris Montero	Sean Bouchard		5th Inning
9/3/24	at Tacoma	Greg Jones	Zac Veen		6th Inning
4/2/25	vs. Salt Lake	Aaron Schunk	Braxton Fulford		5th Inning
4/9/25	at Sugar Land	Jordan Beck	Yanquiel Fernandez		4th Inning
5/25	at Reno	Trevor Boone	Ryan Ritter		5th Inning
6/6/25	at El Paso	Sterlin Thompson	Warming Bernabel (inside-the-park)		4th Inning
9/17	vs. Reno	Keston Hiura	Michael Toglia		1st Inning

HOME RUNS BY ISOTOPES PITCHERS

Date	Player	Opponent	Notes
7/24/03	Scott Sanders	vs. New Orleans	In the same game, next batter Gerald Williams hit the first inside-the-park home run in Isotopes history
8/30/03	Jason Grilli	vs. Nashville	Also got the win in a 13-2 victory
8/14/04	Aaron Small	at Iowa	4th Inning, solo homer
7/22/05	Jeff Fulchino	at New Orleans	5th Inning, solo homer; Batted .306 (11-for-36) with 2 2B that year
4/14/06	Nic Ungs	vs. New Orleans	5th Inning, solo homer
7/13/06	Jeff Fulchino	vs. Iowa	3rd Inning, solo homer; Batted .143 (6-for-42) with 2 2B, 2 HR, and 8 RBI for the year
7/15/06	Nic Ungs	vs. Iowa	3rd Inning, solo homer
7/21/06	Chris George	at New Orleans	5th Inning, solo homer
8/26/06	Jeff Fulchino	at Round Rock	Grand slam and a two-run double in the game and pitched 8 scoreless innings; 5th HR that year by a Topes pitcher
8/26/07	Wes Obermueller	vs. Memphis	Batted .313 (5-for-16) that year with 3 sac bunts
5/3/12	Will Savage	vs. Oklahoma City	3rd Inning, two-run shot
4/30/13	Blake Johnson	vs. Memphis	Inside-the-park HR when Oscar Taveras tried for diving catch. The ball rolled to top of The Hill and stuck there.
7/14/16	Matt Flemer	vs. Memphis	Three-run home run in the second Inning. First home run of his professional career.
4/30/19	Ryan Castellani	vs. Sacramento	Two-run home run to right field in the second Inning.



Isotopes All-Time Grand Slams (115)

Date	Opponent	Player	Inning	Date	Opponent	Player	Inning
4/13/03	vs. OKL	Derek Wathan	5th Inning	8/1/15	at FRE	Willin Rosario	8th Inning
4/13/03	vs. OKL	Robert Stratton	5th Inning	5/13/16	at SL	Tom Murphy	6th Inning
7/28/03	at LV	Gerald Williams	8th Inning	7/15/16	vs. MEM	David Dahl	4th Inning
5/2/04	vs. Iowa	Mike Colangelo	1st Inning	8/13/16	at COS	Stephen Cardullo	3rd Inning
5/13/04	at SL	Matt Padgett	3rd Inning	5/27/17	at FRE	Rafael Ynoa	8th Inning
5/30/04	at MEM	Matt Padgett	5th Inning	7/13/17	at LV	Jordan Patterson	3rd Inning
6/8/04	at OKL	Joe Dillon	9th Inning	5/6/18	vs. ELP	Mike Tauchman	7th Inning
6/16/04	vs. Iowa	Matt Padgett	6th Inning	6/17/18	vs. NAS	Pat Valaika	8th Inning
7/10/04	vs. MEM	Mike Colangelo	3rd Inning	8/3/18	vs. RR	Noel Cuevas	1st Inning
7/31/04	at TAC	Mike Colangelo	1st Inning	8/4/18	vs. NO	Mike Tauchman	3rd Inning
8/5/04	vs. SAC	Larry Sutton	4th Inning	8/7/18	vs. NO	Mike Tauchman	3rd Inning
8/23/04	at COS	Joe Dillon	6th Inning	8/17/18	vs. SAC	Josh Fuentes	7th Inning
4/12/05	vs. OMA	Jason Stokes	4th Inning	4/21/19	vs. TAC	Roberto Ramos	8th Inning
4/29/05	at NO	Larry Barnes	7th Inning	5/6/19	at TAC	Brian Mundell	8th Inning
6/20/05	at MEM	Chris Aguila	9th Inning	6/24/19	at Reno	Roberto Ramos	6th Inning
7/25/05	at NO	Mike Colangelo	6th Inning	6/26/19	vs. TAC	Elliot Soto	9th Inning
7/31/05	vs. COS	Joe Dillon	1st Inning	7/1/19	at SAC	Sam Hilliard	6th Inning
8/1/05	vs. COS	Jason Wood	3rd Inning	7/11/19	at ELP	Drew Weeks	2nd Inning
5/5/06	vs. OKL	Paul Hoover	3rd Inning	7/12/19	at ELP	Sam Hilliard	2nd Inning
5/20/06	vs. LV	Scott Seabol	1st Inning	8/9/19	vs. SA	Elliot Soto	5th Inning
8/3/06	at SL (2)	Chris Aguila	6th Inning	8/10/19	vs. RR	Drew Weeks	1st Inning
8/26/06	at RR	Jeff Fulchino	6th Inning	6/19/21	at Reno	Sam Hilliard	4th Inning
6/12/07	vs. OKC	Scott Seabol	7th Inning	7/5/21	vs. ELP	Alan Trejo	6th Inning
8/17/07	vs. RR	Andrew Beattie	3rd Inning	8/1/21	vs. SL (1)	Dustin Garneau	6th Inning
8/21/07	at OMA (2)	Scott Seabol	1st Inning	8/31/21	vs. RR	Joshua Fuentes	6th Inning
4/28/08	vs. LV	Chris Barnwell	6th Inning	9/23/21	vs. Reno	Joshua Fuentes	6th Inning
5/18/08	vs. OMA (1)	George Lombard	5th Inning	4/12/22	vs. TAC	Scott Schebler	4th Inning
8/11/08	vs. OKL	Jai Miller	8th Inning	4/14/22	vs. TAC	Colton Welker	2nd Inning
8/20/08	vs. NO	Andrew Beattie	6th Inning	4/16/22	vs. TAC	Sean Bouchard	1st Inning
4/18/09	at OMA	Valentino Pascucci	5th Inning	5/7/22	at OKC	Alan Trejo	3rd Inning
5/27/09	vs. COS	Chin-Lung Hu	4th Inning	6/21/22	at LV	Ryan Vilade	7th Inning
6/6/09	vs. OKC	Mitch Jones	4th Inning	6/25/22	at LV	Coco Montes	6th Inning
7/1/09	vs. MEM	LuisMaza (PH)	6th Inning	6/28/22	vs. SUG	Alan Trejo 11th Inning (Walk-Off)	
7/17/09	vs. NO	J.D. Closser	7th Inning	7/24/22	vs. SUG	Wynton Bernard	4th Inning
8/8/09	vs. POR	Mitch Jones	8th Inning	7/26/22	vs. LV	Coco Montes	5th Inning
8/10/09	vs. TAC	Tony Abreu	6th Inning	7/27/22	vs. LV	Sean Bouchard	7th Inning
8/18/09	at Reno	Mitch Jones	1st Inning	7/29/22	vs. LV	Elehuris Montero	2nd Inning
5/29/10	at MEM	John Lindsey	5th Inning	8/20/22	at TAC	Alan Trejo	8th Inning
6/21/10	at Iowa	Lucas May	3rd Inning	9/9/22	vs. ELP	D.J. Peterson	8th Inning
6/21/10	at Iowa	Michael Restovich	8th Inning	9/16/22	vs. OKC	Wynton Bernard	8th Inning
7/16/10	vs. RR	Justin Sellers	2nd Inning	4/18/23	vs. OKC	Nolan Jones	2nd Inning
7/30/10	vs. Iowa	Justin Sellers	1st Inning	5/3/23	vs. SUG	Aaron Schunk	8th Inning
7/17/11	at NAS	Trayvon Robinson	5th Inning	5/21/23	vs. TAC	Aaron Schunk	1st Inning
8/9/11	vs. SL	Ivan DeJesus, Jr.	7th Inning	6/17/23	at TAC	Michael Toglia	8th Inning
8/25/11	vs. RR	Ivan DeJesus, Jr.	7th Inning	6/28/23	vs. ELP	Michael Toglia	9th Inning
8/28/11	vs. RR	Jerry Sands	6th Inning	7/6/23	at OKC	Willie MacIver	3rd Inning
4/22/12	at OKC	Josh Bard	4th Inning	8/8/23	at RR	Hunter Goodman	8th Inning
7/29/12	at NAS (2)	Jerry Sands	1st Inning	8/19/23	vs. ELP	Roman Quinn	8th Inning
7/29/12	at NAS (2)	Jerry Sands	4th Inning	9/20/23	vs. OKC	Coco Montes	9th Inning
4/12/13	at Iowa	Tim Federowicz	5th Inning	7/13/24	vs. TAC	Jimmy Herron	3rd Inning
5/30/13	at MEM	Rusty Ryal	6th Inning	8/1/24	at LV	Jameson Hannah	8th Inning
7/24/14	vs. FRE	Joc Pederson	8th Inning	8/3/24	at LV	Sean Bouchard	7th Inning
8/4/14	vs. TAC	Carlos Triunfel	2nd Inning	4/2/25	vs. SL	Aaron Schunk	5th Inning
8/21/14	at COS	Jamie Romak	5th Inning	5/25/25	at RNO	Trevor Boone	5th Inning
4/18/15	at Reno	Dustin Garneau	1st Inning	6/6/25	at ELP	Julio Carreras	8th Inning
4/21/15	at TAC	Tim Wheeler	1st Inning	6/10/25	at OKC	Michael Toglia	7th Inning
7/16/15	vs. LV	Tim Wheeler	6th Inning	8/19/25	vs. LV	Owen Miller	7th Inning
7/31/15	vs. SL	Trevor Story	4th Inning				
8/15/15	at MEM	Angelys Nina	5th Inning				
4/15/16	vs. TAC	Tim Smalling	3rd Inning				
4/19/16	vs. Reno	Jordan Patterson	1st Inning				

Organization

2026 Isotopes

2025 In Review

Colorado Rockies

Opponents

Isotopes Records

ABQ Pro Baseball

History

Media Information



OPPONENT ALL-TIME GRAND SLAMS

Opponent All-Time Grand Slams (106)							
Date	Opponent	Player	Inning	Date	Opponent	Player	Inning
4/17/03	vs. CS	Luis Lopez	4th Inning	5/23/17	vs. OKC	Bobby Wilson	8th Inning
5/4/03	vs. SL	Adam Riggs	4th Inning	7/21/17	at SL	Kaleb Cowart	4th Inning
8/17/03	vs. OMA	Gookie Dawkins	9th Inning	8/19/17	at SAC	Jae-Gwon Hwang	1st Inning
8/31/03	vs. NAS	Dave Doster	4th Inning	8/24/17	vs. SL	Tony Sanchez	1st Inning
4/21/04	at NAS	J.R. House	6th Inning	8/30/17	vs. REN (2)	Zach Borenstein	5th Inning
4/26/04	at OMA	Jarrod Patterson	5th Inning	4/15/18	vs. SL	José Briceño	1st Inning
4/30/04	vs. IOW	David Kelton	4th Inning	4/18/18	at TAC	Chris Herrmann	5th Inning
6/8/04	at OKL	Adrian Gonzalez	5th Inning	5/6/18	vs. ELP	Dusty Coleman	5th Inning
6/17/04	vs. IOW	Calvin Murray	7th Inning	7/13/18	at LV	Pete Alonso	8th Inning
6/25/05	at RR	Danny Klassen	4th Inning	7/29/18	at CS	Andres Blanco	1st Inning
7/6/05	vs. OKL	Gerald Laird	6th Inning	4/4/19	vs. SL	José Briceño	6th Inning
7/9/05	vs. MEM	John Rodriguez	7th Inning	6/12/19	vs. OKC	Zach Reks	2nd Inning
5/29/06	vs. RR	Luke Scott	1st Inning	6/23/19	at REN	Wyatt Mathisen	3rd Inning
6/3/06	at NAS	Mike Rivera	4th Inning	7/1/19	at SAC	Zach Green	4th Inning
6/15/06	vs. RR	Hector Gimenez	3rd Inning	7/27/19	vs. SL	Nick Franklin	4th Inning
7/28/06	vs SAC	Scott McClain	1st Inning	5/30/21	at SUG	Ronnie Dawson	3rd Inning
4/20/07	at IOW	Scott Moore	1st Inning	6/17/21	at REN	Andy Young	8th Inning
4/24/07	vs. NO	Ricky Ledee	7th Inning	6/18/21	at REN	Daulton Varsho	8th Inning
6/29/07	vs. NAS	Brad Nelson	3rd Inning	9/7/21	at OKC	Matt Davidson	4th Inning
7/22/07	vs. NO (2)	Jorge Alfaro	7th Inning	4/30/22	vs. SAC	Alex Blandino	1st Inning
8/24/07	vs. MEM	Edgar Gonzalez	4th Inning	5/5/22	at OKC (2)	Ryan Noda	1st Inning
9/1/07	vs. OKL	Victor Diaz	8th Inning	5/7/22	at OKC	Jake Lamb	6th Inning
5/18/08	vs. OMA (2)	Mike Aviles	2nd Inning	5/31/22	at SUG	Corey Julks	2nd Inning
6/18/08	at MEM (2)	Rico Washington	1st Inning	7/1/22	vs. SUG	Taylor Jones	4th Inning
6/21/08	vs. IOW	Andres Torres	6th Inning	7/22/22	vs. SUG	Pedro Leon	1st Inning
8/2/08	at POR	Paul McNulty	6th Inning	8/26/22	vs. RR	Davis Wendzel	8th Inning
8/4/08	at TAC	Matt Tuiasosopo	4th Inning	9/8/22	vs. ELP	Brandon Dixon	8th Inning
5/23/09	vs. SL	Sean Rodriguez	8th Inning	9/25/22	at SUG	Joe Perez	1st Inning
5/25/09	vs. CS	Carlos Gonzalez	8th Inning	9/27/22	vs. ELP	Juan Fernandez	5th Inning
8/29/09	vs. MEM	Matt Pagnozzi	3rd Inning	5/4/23	vs. SUG	Justin Dirden	7th Inning
5/11/10	at CS	Chris Ianetta	3rd Inning	5/5/23	vs. SUG	Justin Dirden	7th Inning
7/27/10	vs. IOW	Wellington Castillo	5th Inning	5/25/23	vs. RR	Davis Wendzel	7th Inning
8/6/10	vs. SAC (2)	Jeff Larish	2nd Inning	6/23/23	at REN	Blaze Alexander	1st Inning
4/21/11	at IOW	Lou Montanez	3rd Inning	6/28/23	vs. ELP	Jantzen Witte	3rd Inning
7/1/11	at OMA	Mike Aviles	3rd Inning	7/21/23	at SUG	Cesar Salazar	6th Inning
7/10/11	vs. NAS	Taylor Green	3rd Inning	7/28/23	vs. SAC	Jakson Reetz	6th Inning
7/29/11	at OMA	Salvador Perez	6th Inning	7/30/23	vs. SAC	Jakson Reetz	5th Inning
8/1/11	at NO	Chris Aguilá	6th Inning	8/4/23	vs. LV	Darell Hernaiz	8th Inning
8/6/11	vs. TAC	Johan Limonta	2nd Inning	8/9/23	at RR	Sandro Fabian	4th Inning
4/8/12	at OMA	Max Ramirez	3rd Inning	8/25/23	at OKC	Ryan Ward	1st Inning
4/15/12	vs. OMA	Anthony Seratelli	6th Inning	8/30/23	at SAC	Joey Bart	7th Inning
5/23/12	vs. FRE	Roger Kieschnick	5th Inning	9/20/23	vs. OKC	Oscar Mercado	3rd Inning
6/19/12	vs. NO	Chris Aguilá	1st Inning	3/31/24	vs. ELP	Brett Sullivan	9th Inning
7/5/12	vs. RR	Dusty Brown	6th Inning	4/2/24	at OKC	Miguel Vargas	4th Inning
8/6/12	vs. TUC	Vince Belnome	8th Inning	4/12/24	vs. SUG	Joey Loperfido	7th Inning
8/14/12	at CS	Brandon Wood	3rd Inning	4/13/24	vs. SUG	Pedro Leon	9th Inning
8/8/13	vs. TAC	Stefen Romero	7th Inning	5/3/24	vs. RR	Trevor Hauver	1st Inning
5/30/14	at SAC	Nick Buss	2nd Inning	7/21/24	at SAC	Donovan Walton	6th Inning
6/11/14	vs. RR	Kensuke Tanaka	9th Inning	8/4/24	at LV	Max Muncy	8th Inning
8/23/14	at CS	Ben Paulsen	3rd Inning	4/13/25	at SUG	Collin Price	3rd Inning
5/13/15	vs. FRE	Jon Singleton	2nd Inning	5/22/25	at RNO	A. J. Vukovich	4th Inning
5/14/15	vs. FRE	Matt Duffy	9th Inning	6/7/25	at ELP	Trenton Brooks	7th Inning
5/15/15	vs. FRE	Jon Singleton	3rd Inning	6/25/25	at LV	Carlos Cortes	3rd Inning
7/31/15	vs. SL	Jett Bandy	3rd Inning	8/21/25	vs. LV	Shane McGuire	1st Inning
8/23/15	vs. OKC	Corey Seager	8th Inning	9/13/25	at ELP	Rodolfo Duran	8th Inning
5/30/16	at IOW	Willson Contreras	6th Inning	9/17/25	vs. RNO	A. J. Vukovich	1st Inning
8/5/16	vs. SAC	Travis Ishikawa	7th Inning				



HOME RUNS / STEAL OF HOME / ALL-TIME CYCLES

All-Time Inside The Park Home Runs (24)			
Date	Opponent	Player	Inning
5/13/03	vs. Iowa	Kevin Hooper	6th Inning
5/29/03	vs. COS	Jason Wood	6th Inning
7/24/03	vs. NO	Gerald Williams	4th Inning
9/5/03	vs. NAS (playoffs)	Rob Straton	1st Inning
6/24/04	vs. OKC	Derek Wathan	6th Inning
7/24/05	vs. NO	Eric Reed	9th Inning
8/1/06	vs. FRE	Eric Reed	6th Inning
8/31/06	vs. NAS	Eric Reed	6th Inning
6/12/08	vs. RR	Lorenzo Scott	3rd Inning
5/31/09	at OKC	Hector Luna	9th Inning
4/30/13	vs. MEM	Blake Johnson (Pitcher)	4th Inning
7/20/15	at Reno	Roger Bernadina	5th Inning
7/7/16	at LV	David Dahl	8th Inning
4/11/18	vs. LV	Raimel Tapia	3rd Inning
5/7/18	vs. ELP	Derrick Gibson	2nd Inning
4/27/19 (2)	at SL	Drew Weseks	3rd Inning
5/24/21	vs. OKC	Danny Edgeworth	3rd Inning
7/15/21	vs. SUG	Ryan Vilade	1st Inning
5/18/23	vs. TAC	Jimmy Herron	8th Inning
6/6/23	vs. SUG	Connor Kaiser	4th Inning
7/4/23	at OKC	Cole Tucker	3rd Inning
7/25/23	vs. SAC	Wynton Bernard	5th Inning
6/6/25	at ELP	Warming Bernabel	4th Inning
9/18/25	vs. RNO	Adael Amador	4th Inning

All-Time Cycles (10)		
Date	Opponent	Player
7/24/03	vs. NO	Gerald Williams
6/14/04	vs. IOW	Joe Dillon
7/1/04	vs. COS	Derek Wathan
8/21/08	vs. NO	Robert Andino
7/14/16	vs. MEM	Tom Murphy
8/22/16	vs. FRE	Pat Valaika
4/8/17	vs. SL	Pat Valaika
4/10/19	at REN	Noel Cuevas
9/23/21	vs. REN	Josh Fuentes
7/2/23	vs. ELP	Jonathan Morales

Opponent All-Time 3-Homer Game (15)			
Date	Opponent	Player	Innings
4/30/04	vs. Iowa	Jason Dubois	1st / 3rd / 4th
7/1/04	vs. COS	Jorge Piedra	1st / 3rd / 4th
4/24/05	vs. OKL	Adrian Gonzalez	2nd / 4th / 6th
5/28/06	vs. RR	Charleton Jimerson	1st / 3rd / 7th
9/1/07	vs. OKL	Victor Diaz	2nd / 7th / 8th
8/4/11	vs. TAC	Alex Liddi	3rd / 6th / 8th
8/23/14	at COS	Ben Paulsen	3rd / 5th / 6th
7/23/19	at SL	Jared Walsh	4th / 6th / 7th
9/21/21	at SUG	Jeremy Peña	3rd / 5th / 9th
5/1/22	vs. SAC	Kevin Padio	1st / 5th / 6th
4/13/23	at ELP	Fernando Tatis Jr.	2nd / 4th / 8th
8/16/23	vs. ELP	Brandon Dixon	2nd / 4th / 6th
4/12/24	vs. SUG	Joey Loperfido	4th / 7th / 7th
5/29/24	vs. OKC	Trey Sweeney	2nd / 4th / 9th
8/4/24	at LV	Max Muncey	5th / 7th / 8th
5/28/25	vs. SUG	Shay Whitcomb	1st / 5th / 9th

Isotopes All-Time Steals of Home (15)		
Date	Opponent	Player
5/13/04	at SL	Kevin Hooper (double steal)
6/20/07	at OKL	Eric Reed (straight steal)
6/11/10	at OKC	Ivan De Jesus Jr. (double steal)
7/18/14	vs. SAC	Delvis Morales (double steal)
5/2/15	vs. SL	Roger Bernadina (double steal)
6/5/18	at IOW	Raimel Tapia (double steal)
5/16/21	at ELP	Wynton Bernard (double steal)
6/3/22	at SUG	Bret Boswell (double steal)
9/1/24	vs. RNO	Hunter Stovall (double steal)
9/7/24	at TAC	Zac Veen (straight steal)
4/15/25	vs. ELP	Aaron Schunk (straight steal**)
7/2/25	vs. ELP	Aaron Schunk (double steal)
7/24/25	at SL	Braiden Ward (pickoff attempt)
8/1/25	vs. SAC	Braxton Fulford (double steal)
9/20/25	vs. RNO	Braiden Ward (pickoff attempt)

**Stole home after beginning play at second base, resulting in a three-run walk.

MONTHLY HOME RUN BREAKDOWN

YEAR	March/April HRs	May HRs	June HRs	July HRs	August HRs	Sept/Oct. HRs	Total HRs Hit
2003	20	26	22	27	27	1	123
2004	15	40	35	37	28	7	162
2005	32	50	28	29	42	2	183
2006	20	39	15	13	26	5	118
2007	26	33	26	40	51	4	180
2008	43	34	43	36	40	1	197
2009	22	40	14	27	35	5	143
2010	21	27	39	40	29	7	163
2011	27	30	40	37	45	4	183
2012	22	34	29	38	22	3	148
2013	25	23	22	18	20	2	110
2014	25	42	31	32	39	0	169
2015	21	24	21	30	26	3	125
2016	8	19	18	32	28	6	111
2017	13	24	35	34	22	2	130
2018	30	43	27	26	28	0	154
2019	51	43	27	41	44	6	212
2021	N/A	25	39	48	33	39	184
2022	39	20	55	42	44	40	240
2023*	43	47	29	30	30	13	192
2024*	33	37	38	39	32	22	201
2025*	37	36	33	31	35	27	199
TOTAL	573	736	666	727	726	199	3,627

*Season started in late March

Organization

2026 Isotopes

2025 In Review

Colorado Rockies

Opponents

Isotopes Records

ABQ Pro Baseball

History

Media Information



ISOTOPES ALL-TIME WALK-OFFS

Isotopes All-Time Walk-Offs (136)							
Date	Opponent	Batter	Result	Date	Opponent	Batter	Result
5/16/03	NAS	Matt Treanor	Solo HR	6/27/14	REN (G1)	Brian Cavazos-Galvez	Solo HR
7/12/03	MEM	Kevin Hooper	Single	7/4/14	LV	Alex Liddi	Walk
8/3/03	MEM	Matt Erickson	Single	8/31/14	LV	Roger Bernadina	Sac Fly
8/5/03	MEM	Kevin Hooper	Single	4/10/15	REN	Angelys Nina	Single
4/12/04	NAS	Chris Ashby	Single	4/13/15	TAC	Dustin Garneau	Solo HR
4/14/04	NAS	Wilson Valdez	Triple	4/14/15	TAC	Tim Wheeler	Solo HR
4/16/04	MEM	Chris Ashby	Single/Error	7/2/15	REN	Cristhian Adames	Solo HR
7/21/04	NO	Brian Banks	Single	7/18/15	LV	Tim Smalling	Error
8/7/04	SAC	Matt Treanor	Error	7/28/15	SL	Rafael Ynoa	Passed Ball
8/9/04	FRE	Mike Colangelo	Solo HR	8/5/15	ELP	Roger Bernadina	2-run HR
5/14/05	TAC	Josh Wilson	Sac Fly	8/7/15	ELP	Rafael Ynoa	Single
6/22/05	NAS	Mark Little	Triple	8/9/15	ELP	Cristhian Adames	Error
7/26/05	SL	Todd Sears	Single	8/24/15	OKC	Angelys Nina	Single
8/17/05	IOW	Todd Sears	Double	8/29/15	CS	Trevor Story	Single
8/19/05	IOW	Drew Niles	Single	5/15/16	RR	Ben Paulsen	Single
4/16/06	NO	Paul Hoover	Solo HR	6/12/16	LV	Tom Murphy	2-run HR
4/18/06	IOW	James Shanks	Single	7/16/16	MEM	Jeff Bianchi	Single
4/20/06	IOW	Jason Wood	Double	8/23/16	FRE	Brandon Barnes	2-run HR
5/4/06	OMA	Scott Seabolt	Single	4/10/17	SL	Raimel Tapia	Double
5/27/06	RR	Robert Andino	Single	5/24/17	OKC	Daniel Castro	Error
5/29/06	RR	Drew Niles	Double	5/26/17	OKC	Dustin Garneau	2-run HR
6/27/06	OMA	Paul Hoover	Solo HR	6/1/17	SAC	Matt Flemer	Single
7/17/06	NO	Jason Stokes	2-run HR	6/15/17	FRE	Rafael Ynoa	Walk
7/27/06	SAC	Jason Wood	Single	8/1/17	IOW	Jordan Patterson	Sac Fly
7/29/06	FRE	Jason Wood	Single	8/30/17	REN (G1)	Ryan Howard	2-run HR
7/30/06	FRE	Edgar Gonzalez	Hit By Pitch	6/19/18	NAS	Jordan Patterson	3-run HR
4/21/07	NO	Valentino Pascucci	Solo HR	8/2/18	RR	Daniel Dahl	Single
5/28/07	NAS	Frankie Moore	Single	4/7/19	SL	Noel Cuevas	Double
6/7/07	MEM	John Gall	3-run HR	5/1/19	SAC	Mylyz Jones	Double
6/13/07	OKL (G2)	Josh Labandeira	Sac Fly	7/6/19	LV	Dom Nuñez	Sac Fly/Error
7/16/07	OMA	Brett Carroll	Double	8/8/19	SA	Josh Fuentes	Error
4/14/08	OKL	Paul Hoover	Single	8/11/19	RR	Dom Nuñez	Solo HR
6/12/08	RR	John Gall	Single	8/26/19	LV	Brian Mundell	Single
6/16/08	OMA	John Gall	Sac Fly	5/23/21	OKC	Brian Serven	Home Run
7/23/08	SAC	Dallas McPherson	Solo HR	6/3/21	LV	Rio Ruiz	Wild Pitch
7/24/08	SAC	Jai Miller	Solo HR	6/26/21	TAC	José Briceño	Sac Fly
8/17/08	MEM	Robert Andino	3-run HR	7/6/21	ELP	Elehuris Montero	Solo HR
8/22/08	NO	Robert Andino	Single	7/20/21	SUG	Nick Longhi	Single
5/26/09	CS	Blake DeWitt	3-run HR	8/5/21	OKC	Dustin Garneau	Single
6/21/09	OMA	Chin-Lung Hu	Single	9/13/21	ELP	Josh Fuentes	2-run HR
7/18/09	NO	A.J. Ellis	Single	9/24/21	REN	Alan Trejo	2-run HR
9/3/09	RR	Luis Maza	Single	5/29/22	RR	Jonathan Morales	Double
4/14/10	NO	Jay Gibbons	Single	6/18/22	SL (G1)	Jonathan Morales	Single
4/30/10	RR	Jamie Hoffmann	Single	6/28/22	SUG	Alan Trejo	Grand Slam
5/24/10	REN	Lucas May	Error	9/11/22	ELP	Wynton Bernard	Single
8/7/10	SAC	J.D. Closser	Single	9/14/22	OKC (G2)	Coco Montes	Double
8/21/10	NO	Ivan De Jesus Jr.	Single	4/21/23	OKC	Brenton Doyle	Solo HR
8/24/10	NO (G1)	Esteban Lopez	Single	5/6/23	SUG	Coco Montes	Single
4/11/11	IOW	Jay Gibbons	Single	6/30/23	ELP	Hunter Stovall	Single
4/25/11	NO	J.D. Closser	Sac Fly	7/30/23	SAC	Jimmy Herron	Single
5/7/11	MEM	Trent Oeltjen	Error	4/14/24	SUG	Jordan Beck	Double
5/19/11	REN	Jamie Hoffmann	Solo HR	5/2/24	RR	Jameson Hannah	Single
5/20/11	REN	Trent Oeltjen	Single	6/1/24	OKC	Julio Carreras	Error
5/25/11	CS	Eugenio Velez	Single	6/28/24	SL	Connor Kaiser	2-run Double
6/10/11	NAS	Trayvon Robinson	Solo HR	7/11/24	TAC	Hunter Stovall	2-run Double
8/20/11	MEM	Ivan De Jesus Jr.	2-run HR	7/12/24	TAC	Drew Romo	3-run HR
5/18/12	SAC	Matt Angle	Double	8/8/24	SAC	Greg Jones	3-run HR
5/21/12	FRE	Luis Cruz	Double	8/31/24	RNO	Hunter Stovall	Solo HR
7/5/12	RR	Jerry Sands	2-run HR	9/13/24	LV	Elehuris Montero	2-run HR
7/20/12	IOW	Jerry Sands	3-run HR	4/4/25	SL	Braxton Fulford	2-run HR
4/29/13	MEM	Elian Herrera	Single	4/20/25	ELP (G1)	Trevor Boone	Sac Fly
5/1/13	MEM	Tim Federowicz	2-run HR	4/29/25	SL	Sam Hilliard	Double
5/19/13	REN	Alex Castellanos	Single	5/15/25	TAC	Ryan Ritter	Double
6/24/13	RR	John Baker	Walk	5/16/25	TAC	Keston Hiura	Double
6/25/13	RR	Damaso Espino	Double	5/17/25	TAC	Sterlin Thompson	Wild Pitch
8/28/13	RR	Drew Butera	Wild Pitch	6/12/25	OKC	Warming Bernabel	Single
4/28/14	SL	Jamie Romak	Single	8/8/25	RR	Michael Toggia	Single
5/1/14	SL	Carlos Triunfel	Error				
5/24/14	REN	Walter Ibarra	Single				



OPPONENT ALL-TIME WALK-OFFS

Opponent All-Time Walk-Offs (124)							
Date	Opponent	Batter	Result	Date	Opponent	Batter	Result
5/8/03	TUC	Brian Gordon	Walk	4/28/15	LV	Wilfredo Tovar	Double
5/23/03	MEM	John Gall	Wild Pitch	5/11/15	SAC	Juan Perez	Double
6/3/04	FRE	Trey Lunsford	Single	6/11/15	TAC	Jesus Montero	2-run HR
7/31/03	NAS (G1)	Mike Gulan	Solo HR	7/20/15	REN	Mike Freeman	Single
4/22/04	NAS	Terry Shupert	Solo HR	8/1/15	FRE	Max Stassi	2-run HR
5/15/04	EDM	Anthony Medrano	Single	4/25/16	LV	Johnny Monell	Solo HR
5/16/04	EDM	Randy Knorr	Single	4/28/16	REN	Mike Freeman	Triple
6/18/04	NAS	Luis Figueroa	Single	5/1/16	REN	Peter O'Brien	Solo HR
6/28/04	NO	Mike Coolbaugh	Solo HR	5/28/16	IOW	Juan Perez	Single
7/18/04	OKL	Santiago Perez	Error	6/13/16	ELP	Hunter Renfroe	Single
8/13/04	IOW	Russ Johnson	Solo HR	7/22/16	FRE	Max Stassi	Solo HR
8/15/04	IOW	Bill Selby	Single	7/30/16	TAC	Daniel Vogelbach	Single
4/17/05	IOW	Ben Grieve	Solo HR	8/17/16	OKC	Corey Brown	2-run HR
4/19/05	OMA	Chad Santos	Solo HR	4/14/17	REN	Carlos Rivero	Single
4/28/05	NO	Jeffrey Hammonds	Walk	5/1/17	LV	Amed Rosario	Double
5/22/05	LV	Chin-Feng Chen	Walk	6/26/17	FRE	Tyler White	Walk
6/5/05	OKL	Jason Conti	Single	7/22/17	SL	Kaleb Cowart	Solo HR
9/2/05	MEM	Tim Hummel	Single	8/7/17	NO	Eury Perez	Single
5/31/06	OKL	Nick Trzesniak	Single	8/22/17	SAC	Conor Gillaspie	Error
6/16/06	IOW	Geovany Soto	Solo HR	4/9/18	SL	Nolan Fontana	Sac Fly
6/21/06	MEM	Derek Wathan	Solo HR	4/22/18	SL	Chris Carter	2-run HR
6/23/06	MEM	John Gall	Single	6/6/18	IOW	Victor Caratini	Single
8/24/06	RR	Joe McEwing	Error	6/23/18	FRE (G2)	Kyle Tucker	Single
5/2/07	OKL	Miguel Ojeda	Single	8/28/18	SAC	Gregor Blanco	Solo HR
5/30/07	SAC	Kevin Melillo	Fielder's Choice	4/25/19	LV	Wilfredo Tovar	Single
6/20/07	OKL	Nate Gold	Error	5/23/19	SL	Sheldon Neuse	Single
7/30/07	TUC	Jamie D'Antona	Single	9/1/19	FRE	Wilmer Difo	Double
8/27/07	RR	Tim Raines Jr.	Solo HR	8/12/21	SUG	Jose Siri	Walk
5/23/08	NO	Valentino Pascucci	Solo HR	8/16/21	SUG (G2)	Michael Papierski	Single
7/7/08	OKL	Ryan Roberts	Single	8/22/21	LV	Khris Davis	Home Run
7/21/08	NO	Chris Aguilera	Double	8/23/21	LV	Luis Barrera	Single
8/27/08	NAS	Tony Gwynn Jr.	Solo HR	9/21/21	SUG	Jeremy Peña	Home Run
4/24/09	IOW	Jason Dubois	3-run HR	4/5/22	OKC	Jason Martin	Home Run
5/17/09	FRE	Matt Downs	3-run HR	5/20/22	SL	Colby Fitch	Home Run
5/19/09	FRE	Jake Wald	Single	6/5/22	SUG	David Hensley	Single
5/29/09	OKC	Greg Golson	Single	6/10/22	ELP	Kyle Martin	Single
6/2/09	NO	John Lindsey	Single	7/9/22	RR	Nick Solak	Single
6/3/09	NO	John Lindsey	Hit By Pitch	8/3/22	ELP	Kervin Pichardo	Error
7/7/09	NAS	Erick Almonte	Single	8/4/22	ELP	Eguy Rosario	2-run HR
7/12/09	MEM	Daniel Descalzo	Sac Fly	8/21/22	TAC	Drew Ellis	Single
4/9/10	OKC	Chad Tracy	Wild Pitch	9/7/22	ELP (G2, in ABQ)	Brandon Dixon	2-run HR
5/15/10	SL	Terry Evans	Error	4/25/23	RR	J.P. Martinez	Hit By Pitch
5/17/10	SL	Hank Conger	Error	4/28/23	RR	Rafael Ortega	2-run HR
6/1/10	NAS	Norris Hopper	Single	5/13/23	LV	Jonah Bride	Single
6/19/10	IOW	Jim Adduci	Single	6/1/23	SL	Jordyn Adams	Walk
7/5/10	IOW	Wellington Castillo	Error	6/16/23	TAC	Taylor Trammell	Double
8/13/10	POR	Luis Durango	Single	7/22/23	SUG	Jon Singleton	3-run HR
6/27/11	IOW	Chris Robinson	Single	9/2/23	SAC	Heliot Ramos	3-run HR
7/30/11	NO	Jorge Padilla	Single/Error	5/23/24	SL	Elliot Soto	3-run Double
8/17/11	SAC	Anthony Recker	Single	5/26/24	SL	Charles Leblanc	Walk
7/2/12	OMA	Max Ramirez	3-run HR	6/19/24	OKC	Chris Owings	Wild Pitch
7/15/12	NAS (G1)	Jordan Schafer	Solo HR	7/6/24	ELP	Tirso Ornelas	Single
7/24/12	RR	Elio Sarmiento	Single	7/31/24	LV	Hoy Park	Single
7/30/12	NAS	Edwin Maysonet	Single	8/3/24	LV	Jordan Diaz	Double
8/22/12	MEM	Matt Young	Walk	8/16/24	RR	Kellen Strahm	Single
4/28/13	RR	Chris McGuinness	Single	9/21/24	RNO	Sergio Alcantara	2-run HR
5/11/13	LV	Reese Havens	Walk	5/8/25	OKC	Michael Chavis	Double
6/27/13	MEM	Brock Peterson	2-run HR	5/20/25	RNO	Ildemaro Vargas	Single
8/20/13	OKC	George Springer	Single	5/21/25	RNO	Connor Kaiser	Double/Error
5/29/14	SAC	Nate Freiman	Sac Fly	7/11/25	RR	Kellen Strahm	Single
5/30/14	SAC	Nate Freiman	Single	8/28/25	SUG	Miguel Palma	2-run HR
8/21/14	CS	Tim Wheeler	Single				
4/19/15	REN	Mike Freeman	Solo HR				

Organization

2026 Isotopes

2025 In Review

Colorado Rockies

Opponents

Isotopes Records

ABQ Pro Baseball

History

Media Information



HITTING STREAKS / ON BASE STREAKS

HITTING STREAKS						
Length	Player	Dates	H-AB	Slashline	HR/3B/2B/RBI	Notes
28	Mike Tauchman	8/12/16 - 4/9/17	43x100	.430/.509/.590	1 / 3 / 7 / 11	Hit safely in final 25 games of 2016 and first three of 2017.
24	Daniel Castro	4/6 - 6/7/18	39x93	.419/.451/.527	0 / 1 / 8 / 11	Hit safely in 22 games before stint with Rockies (May 1-June 4). Recorded hit in first two games back with ABQ.
24	Dustin Garneau	8/20/16 - 6/19/17	35x95	.368/.408/.789	10 / 1 / 8 / 24	Hit safely in final 11 games of 2016 and first 13 of 2017 (began 2017 with Rockies; reassigned to ABQ on May 16).
21	Ryan Ritter	5/14/25 - active	39x94	.415/.456/.872	9 / 3 / 10 / 34	Hit safely in 18 games before promotion to Rockies June 6. Began rehab assignment August 12 and extended three more games. Also had an 11-game XBH hit streak (5/15-27) and five homers in two games (5/25-27).
21	Jerry Sands	7/27 - 8/20/12	42x90	.467/.510/.822	9 / 1 / 3 / 37	Had a 10-RBI doubleheader performance that included two grand slams on July 29.
20	Dee Gordon	7/14 - 8/20/13	29x83	.349/.419/.422	0 / 2 / 2 / 7	Was at 17 games when promoted to Majors (Aug. 4-17). Returned and hit safely in 3 more.
19	Raimel Tapia	4/21 - 5/27/17	36x88	.409/.429/.602	0 / 4 / 9 / 16	
19	Elian Herrera	4/23 - 7/17/12	29x83	.349/.379/.518	2 / 1 / 6 / 9	Was at 17 games when promoted to majors (May 13-July 15). Hit safely in two more back in ABQ.
19	Jamie Hoffmann	5/5 - 5/25/10	33x80	.413/.466/.613	2 / 2 / 6 / 16	
19	Eric Reed	7/25 - 8/14/06	32x78	.410/.472/.603	1 / 4 / 4 / 10	Sitting on 18 games, singled in final at-bat to surpass Derek Wathan's original team record from 2004.

ON-BASE STREAKS						
Length	Player	Dates	H-AB	Slashline	HR/3B/2B/RBI	Notes
38	Joe Dillon	6/26 - 8/8/05	52x135	.385/.497/.570	5 / 1 / 8 / 27	
35	A.J. Ellis	5/12 - 7/30/11	37x109	.339/.507/.486	2 / 0 / 10 / 18	Streak at 24 when promoted to Dodgers June 19. Returned July 16. Ended on pinch-hit at-bat.
32	Sam Hilliard	6/11/24 - 5/6/25	41x130	.315/.392/.631	7 / 6 / 8 / 26	Reached base in final eight games of 2024 (called up June 21). DFA'ed 2025 Opening Day, outrighted to ABQ.
32	Wynton Bernard	7/21 - 9/1/23	51x135	.378/.433/.556	5 / 1 / 7 / 16	
32	Elehuris Montero	5/18 - 7/30/22	44x128	.344/.431/.609	8 / 2 / 6 / 35	
32	Jamie Hoffmann	7/8 - 8/9/10	44x123	.358/.416/.480	2 / 0 / 9 / 15	
31	Keston Hiura	5/1 - 7/2/25	39x115	.339/.441/.696	10 / 1 / 9 / 29	Streak at 22 games when promoted to Rockies May 31. DFA'ed June 16, outrighted to ABQ, extended nine more.
31	Michael Toglia	6/9/23 - 4/30/24	34x116	.293/.422/.560	8 / 0 / 7 / 29	Reached base in final 30 games of 2023. Ended second game back in 2024 after optioned by Colorado.
31	Mike Tauchman	8/6/16 - 4/9/17	49x111	.441/.516/.595	1 / 3 / 8 / 13	Reached base safely in final 28 games of 2016 and first three of 2017.
31	Tommy Murphy	7/21 - 8/23/08	45x130	.346/.418/.469	3 / 1 / 5 / 17	
30	Raimel Tapia	8/31/16 - 5/27/17	55x136	.404/.438/.588	0 / 5 / 15 / 23	Reached base safely in final two games of 2016 and the first 28 of 2017.
30	Mike Baxter	7/4 - 8/7/14	38x97	.392/.444/.557	2 / 1 / 8 / 12	
30	Dallas McPherson	6/3 - 7/6/08	37x101	.366/.488/.861	13 / 3 / 5 / 26	Tied MLB record with seven-straight games with a homer during streak.
30	Valentino Pascucci	7/12 - 8/16/07	31x99	.313/.447/.606	7 / 1 / 6 / 17	Streak began day after playing in the 2007 Triple-A All-Star Game in ABQ (homered in game).
30	Scott Seabol	5/18 - 6/18/07	41x105	.390/.438/.743	7 / 4 / 8 / 27	Named a PCL All-Star.



Year-By-Year Combined Runs Per Game Leader, By PCL City

YEAR	RUNS PER GAME	LOCATION	ELEVATION	ABQ RUNS PER GAME/RANK
2005	13.8	Las Vegas, NV	1,906 feet	12.5 (3rd)
2006	12.2	Albuquerque, NM	5,105 feet	1st
2007	13.1	Albuquerque, NM	5,105 feet	1st
2008	14.0	Albuquerque, NM	5,105 feet	1st
2009	13.0	Reno, NV	4,488 feet	12.2 (2nd)
2010	14.7	Albuquerque, NM	5,105 feet	1st
2011	15.8	Colorado Springs, CO	6,542 feet	14.7 (2nd)
2012	13.1	Albuquerque, NM	5,105 feet	1st
2013	12.1	Reno, NV	4,488 feet	11.4 (5th)
2014	12.5	Salt Lake City, UT	4,235 feet	11.7 (4th)
2015	11.7	Albuquerque, NM	5,105 feet	1st
2016	12.7	Las Vegas, NV	1,906 feet	10.7 (5th)
2017	13.2	Colorado Springs, CO	6,542 feet	11.5 (3rd)
2018	13.1	Salt Lake City, UT	4,235 feet	12.6 (2nd)
2019	14.4	El Paso, TX / Reno, NV	3,737 feet / 4,488 feet	14.0 (3rd)
2021	14.3	Summerlin, NV	3,012 feet	12.3 (4th)
2022	14.4	Albuquerque, NM	5,105 feet	1st
2023	15.0	Reno, NV	4,488 feet	14.7 (2nd)
2024	14.8	Albuquerque, NM	5,105 feet	1st
2025	14.3	Reno, NV	4,488 feet	12.9 (T-3rd)

* Isotopes Park has led the PCL in combined runs per game eight times in 20 years.

**MLB Database goes back to the 2005 season.

Year-By-Year Combined Season Home Run Leader, By PCL City

YEAR	HOME RUNS	LOCATION	ELEVATION	ABQ TOTAL HRs/RANK
2005	210	Albuquerque, NM	5,105 feet	1st
2006	199	Portland, OR	79 feet	155 (3rd)
2007	200	Albuquerque, NM	5,105 feet	1st
2008	220	Albuquerque, NM	5,105 feet	1st
2009	173	Albuquerque, NM	5,105 feet	1st
2010	206	Albuquerque, NM	5,105 feet	1st
2011	218	Albuquerque, NM	5,105 feet	1st
2012	170	Albuquerque, NM	5,105 feet	1st
2013	154	Las Vegas, NV	1,906 feet	142 (T-3rd)
2014	170	Round Rock, TX	674 feet	167 (2nd)
2015	167	Tacoma, WA	331 feet	146 (2nd)
2016	164	El Paso, TX / Las Vegas, NV	3,737 feet / 1,906 feet	144 (4th)
2017	178	El Paso, TX	3,737 feet	173 (2nd)
2018	195	Las Vegas, NV	1,906 feet	193 (2nd)
2019	287	Summerlin, NV	3,012 feet	253 (3rd)
2021	213	Summerlin, NV	3,012 feet	201 (3rd)
2022	279	Summerlin, NV	3,012 feet	278 (2nd)
2023	260	Summerlin, NV	3,012 feet	245 (2nd)
2024	248	Summerlin, NV	3,012 feet	241 (2nd)
2025	199	Albuquerque, NM	5,105 feet	1st

* Isotopes Park has led the PCL in combined home runs per game eight times in 20 years.

**MLB Database goes back to the 2005 season.



ALL-TIME ALL-STAR GAME APPEARANCES

2003 Triple-A All-Star Game*Memphis, TN*
#Rob Stratton OF

(Stratton also won Triple-A HR Derby)

2004 Triple-A All-Star Game*Pawtucket, RI*
#Larry Sutton 1B
#Joe Dillon 3B**2005 Triple-A All-Star Game***Sacramento, CA*
Josh Willingham *C
Jim Crowell P**2006 Triple-A All-Star Game***Toledo, OH*
Scott Seabol *2B
Robert Andino SS**2007 Triple-A All-Star Game***Albuquerque, NM*
Dean Treanor MGR
#Valentino Pascucci (MVP) 1B
#Scott Seabol 3B
Robert Andino SS
Steve Miller ATC

(Retired Isotope Rob Stratton also won Triple-A HR Derby)

2008 Triple-A All-Star Game*Louisville, KY*
John Gall OF
Chris Seddon P
Chris Barnwell SS
Dallas McPherson *3B
John Baker *C**2009 Triple-A All-Star Game***Portland, OR*
Charlie Haeger P**2010 Triple-A All-Star Game***Lehigh Valley, PA*
#Jay Gibbons OF
John Lindsey INF
Lucas May C**2011 Triple-A All-Star Game***Salt Lake City, UT*
Lorenzo Bundy MGR
Dana Eveland P
#Trayvon Robinson OF**2012 Triple-A All-Star Game***Buffalo, NY*
Luis Cruz *INF
John Ely P
Tim Federowicz C
Josh Wall P**2013 Triple-A All-Star Game***Reno, NV*
Nick Buss OF**2014 Triple-A All-Star Game***Durham, NC*
Glenn Dishman PC
Joc Pederson OF**2015 Triple-A All-Star Game***Omaha, NE*
Matt McBride *OF
Cristhian Adames INF**2016 Triple-A All-Star Game***Charlotte, NC*
Jordan Patterson OF**2017 Triple-A All-Star Game***Tacoma, WA*
Noel Cuevas OF**2018 Triple-A All-Star Game***Columbus, OH*
Josh Fuentes (MVP) 3B
Mike Tauchman OF
DJ Johnson RHP**2019 Triple-A All-Star Game***El Paso, TX*
*Pat Valaika 3B
Yonathan Daza OF
Sam Hilliard OF
#Roberto Ramos 1B

(Tauchman won Triple-A All-Star Throwing Competition)

* - Elected but did not attend game
- Participated in Home Run Derby

ISOTOPES IN MLB ALL-STAR FUTURES GAMES

Year	Player	Team	Location	Notes
2006	Jose Garcia - RHP	World	Pittsburgh	1.0 IP, 2 H, 2 R, 2 ER, 0 BB, 0 K, 1 HR; charged with loss as a reliever
2007	Rick van den Hurk - RHP	World	San Francisco	1.0 IP, 1 H, 0 R, 0 BB, 1 K; starting pitcher for World Team
2008	Jesus Delgado - RHP	World	New York (AL)	1.0 IP, 0 H, 0 BB, 0 K
2015	Trevor Story - SS	U.S.	Cincinnati	1-for-2, R, 2B, RBI; defensive replacement in the 6th at 2B
2016	David Dahl - OF	U.S.	San Diego	0-for-2, outfield assist in the 6th throwing out Josh Naylor at home from CF
2016	Jeff Hoffman - RHP	U.S.	San Diego	1.0 IP, 1 H, 0 R, 0 BB, 1 K
2017	Ryan McMahon - 1B	U.S.	Miami	0-for-1, BB; caught a foul out while falling into 1B dugout in 9th inning
2019	Ben Bowden - LHP	U.S.	Cleveland	0.1 IP, 3 H, 2 R
2021	Ryan Vilade - UTL	N.L.	Denver	0-for-2; started game as DH



2003

Isotopes Player Choice Awards

MVP..... Jason Wood - INF
 PNM Power Hitter of the Year.....Rob Stratton - OF
 Defensive Player of the YearWilson Valdez - INF
 Pitcher of the Year Sean Bergman - RHP
 Mr. Hustle Derek Wathan - INF
 Most-Community Minded..... Kevin Hooper - INF

Pacific Coast League Awards

Batter of the Week..... Rob Stratton, OF (May 12-18)
 Pitcher of the Month Sean Bergman (July)
 All-PCL Team.....Rob Stratton- OF

Organizational Awards

Marlins Minor League POM..... Matt Erickson (Aug.)

2004

Isotopes Player Choice Awards

MVP..... Larry Sutton - INF
 PNM Power Hitter of the Year..... Joe Dillon - INF
 Defensive POY Ryan Christenson - OF
 Pitcher of the YearMichael Tejera - LHP
 Mr. Hustle Derek Wathan - INF
 Most-Community Minded..... Mike Colangelo - OF

Pacific Coast League Awards

Batter of the Week..... Larry Sutton - INF (May 3-9)
 Joe Dillon - INF (June 7-13)

Organizational Awards

Marlins Minor League POM..... Joe Dillon (May)
 Marlins Minor League POY Joe Dillon

2005

Isotopes Player Choice Awards

MVP..... Jason Wood - INF
 PNM Power Hitter of the Year..... Joe Dillon - INF
 Defensive Player of the Year Josh Wilson - INF
 Pitcher of the Year Ariel Prieto - RHP
 Mr. Hustle Josh Wilson - INF
 Most-Community Minded..... Mike Colangelo - OF
 Jeff Fulchino - RHP

Pacific Coast League Awards

Batter of the Week..... Mark Little - OF (April 7-17)
 Joe Dillon - INF (May 9-15)
 Josh Willingham - C (June 6-12)
 Mike Colangelo - OF (Aug. 22-28)

Pitcher of the Week Travis Smith (Aug. 22-28)

Organizational Awards

Marlins Minor League POM..... Josh Willingham (May)
 Chris Aguila (June)
 Joe Dillon (July)

2006

Isotopes Player Choice Awards

MVP..... Jason Wood - INF
 PNM Power Hitter of the Year.....Scott Seabol - INF
 Defensive Player of the Year Robert Andino - INF
 Pitcher of the YearBrad Clontz - RHP
 Mr. Hustle Mike Kinkade - INF
 Most-Community Minded..... Mark Little - OF
 Fan Favorite Jason Wood - INF

Pacific Coast League Awards

Batter of the Week.....Jason Stokes - INF (April 17-23)
 Scott Seabol - INF (May 8-18)

Pitcher of the Week Nic Ungs (May 15-21)

Batter of the Month Scott Seabol (May)

Organizational Awards

Marlins Minor League POM..... Scott Seabol (May)

2007

Isotopes Player Choice Awards

MVP..... Scott Seabol - INF
 PNM Power Hitter of the Year..... Valentino Pascucci - INF
 Defensive Player of the Year Robert Andino - INF
 Pitcher of the Year Roy Corcoran - RHP
 Mr. Hustle Brett Carroll - OF
 Most-Community Minded..... Brett Carroll - OF
 Fan Favorite Eric Reed - OF

Pacific Coast League Awards

Batter of the Week..... Scott Seabol - INF (July 23-30)
 Brett Carroll - OF (April 20-27)
 Reggie Abercrombie - OF (Aug.27-Sept. 4)

Pitcher of the WeekChris George (June 11-18),
 Rick van den Hurk (July 9-16)

2008

Isotopes Player Choice Awards

MVP..... Dallas McPherson - INF
 PNM Power Hitter of the Year..... Dallas McPherson - INF
 Defensive Player of the Year Chris Barnwell - INF
 Pitcher of the Year Frankie De La Cruz - RHP
 Mr. Hustle Chris Barnwell - INF
 Most-Community Minded..... Dean Treanor - MGR
 Fan Favorite Dallas McPherson - INF

Pacific Coast League Awards

Batter of the Week.... John Gall - OF (April 14-21, June 9-16)
 Brett Carroll - OF (April 21-28),
 Dallas McPherson - INF (June 23-30)

Pitcher of the Week Tagg Bozied - INF (Aug. 18-25)

All-PCL Team..... Frankie De La Cruz (June 9-16)

Dallas McPherson - DH



YEAR-BY-YEAR AWARDS

2009

Isotopes Player Choice Awards

MVP.....Mitch Jones - OF
 PNM Power Hitter of the Year.....Mitch Jones - OF
 Defensive Player of the Year.....Jason Repko - OF
 Pitcher of the Year.....Scott Strickland - RHP
 Mr. Hustle.....Jason Repko - OF
 Most-Community Minded.....Dwayne Pollok - RHP
 Fan Favorite.....Chin-lung Hu - INF

Pacific Coast League Awards

Batter of the Week..... Mitch Jones - OF (May 18, Aug. 31)
 Pitcher of the Week..... Eric Milton (April 20-27)
 James McDonald (June 8-15)
 PCL Manager of the Year..... Tim Wallach
 All-PCL Team..... Mitch Jones - OF
 Scott Strickland- RP

2010

Isotopes Player Choice Awards

MVP.....Russ Mitchell - INF
 PNM Power Hitter of the Year..... John Lindsey - INF
 Defensive Player of the Year.....Jamie Hoffmann - OF
 Pitcher of the Year..... Juan Perez - LHP
 Mr. Hustle..... Jamie Hoffmann - OF
 Most-Community Minded.....J.D. Closser - C
 Fan Favorite..... John Lindsey - INF

Pacific Coast League Awards

Batter of the Week..... John Lindsey - INF (April 8, May 24)
 Russ Mitchell - INF (Aug. 23-30)
 Pitcher of the Week.....Seth Etherton (May 24-June 1)
 All-PCL Team.....John Lindsey - INF
 Russ Mitchell - INF

2011

Isotopes Player Choice Awards

MVP.....Jamie Hoffmann - OF
 PNM Power Hitter of the Year.....Jerry Sands - OF
 Defensive Player of the Year.....Russ Mitchell - INF
 Pitcher of the Year..... Dana Eveland - LHP
 Mr. Hustle..... Joe Becker - INF
 Most-Community Minded.....Damaso Espino - C
 Fan Favorite..... John Lindsey - INF

Pacific Coast League Awards

Batter of the Week.....Russ Mitchell- INF (Aug. 1-8)
 Jamie Hoffmann- OF (Aug. 8-15)
 Pitcher of the Week..... John Ely (April 18-25)
 Randy Keisler (June 6-13)
 Dana Eveland (Jul 25-Aug 1)
 All-PCL Team..... Dana Eveland- LHP

2012

Isotopes Player Choice Awards

MVP..... Jerry Sands - OF
 PNM Power Hitter of the Year.....Jerry Sands - OF
 Defensive Player of the Year.....Tim Federowicz - C
 Pitcher of the Year.....John Ely - RHP
 Mr. Hustle..... Cole St. Clair - LHP
 Most Community-Minded..... Cole St. Clair - LHP
 Fan Favorite..... Brian Cavazos-Galvez - OF

Pacific Coast League Awards

Batter of the Week..... Alex Castellanos - OF (April 16-22)
 Jerry Sands (July 23-29)
 PCL Manager of the Year..... Lorenzo Bundy
 PCL Pitcher of the Year..... John Ely
 All-PCL Team..... Tim Federowicz - C
 Jerry Sands - DH
 John Ely - RHP
 Josh Wall - RP

Organizational Awards

Dodgers Minor League Pitcher of the Year..... John Ely

2013

Isotopes Player Choice Awards

MVP..... Nick Buss - OF
 Power Hitter of the Year.....Scott Van Slyke - INF/OF
 Defensive Player of the Year.....Justin Sellers - SS
 Pitcher of the Year..... Angel Castro - RHP
 Mr. Hustle..... Stephen Cilladi - C
 Most Community-Minded..... Stephen Cilladi - C
 Damaso Espino - C
 Fan Favorite..... Nick Buss - OF

Pacific Coast League Awards

Batter of the Week..... Scott Van Slyke - OF (April 4-15)
 Tim Federowicz - C (April 29-May 6)
 Alex Castellanos - OF (July 1-8)
 All-PCL Team..... Nick Buss - OF

2014

Isotopes Player Choice Awards

MVP.....Joc Pederson - OF
 Power Hitter of the Year..... Jamie Romak - INF/OF
 Defensive Player of the Year..... Trayvon Robinson - OF
 Pitcher of the Year..... Jeff Bennett - RHP
 Mr. Hustle..... Mike Baxter - OF
 Most Community-Minded..... Rob Carson - LHP
 Red Patterson - RHP
 Fan Favorite..... Trayvon Robinson - OF

Pacific Coast League Awards

Pitcher of the Week..... Carlos Frias (June 15-21)
 PCL MVP..... Joc Pederson
 PCL Rookie of the Year..... Joc Pederson
 All-PCL Team..... Joc Pederson - OF



2015

Isotopes Player Choice Awards

MVP Cristhian Adames - INF
 Power Hitter of the Year Roger Bernadina - OF
 Defensive Player of the Year Trevor Story - INF
 Pitcher of the Year Nelson Gonzalez - RHP
 Mr. Hustle Tim Smalling - INF
 Most Community-Minded Aaron Laffey - LHP
 Fan Favorite Tim Smalling - INF

Pacific Coast League Awards

Batter of the Week Trevor Story - INF (July 20-27)
 Wilin Rosario - INF (July 27-Aug. 3)
 Pitcher of the Week Simon Castro (May 4-11)
 All-PCL Team Cristhian Adames - SS

2016

Isotopes Player Choice Awards

MVP Jordan Patterson - 1B/OF
 Power Hitter of the Year Tom Murphy - C
 Defensive Player of the Year Mike Tauchman - OF
 Pitcher of the Year Jeff Hoffman - RHP
 Mr. Hustle Stephen Cardullo - OF
 Most Community-Minded Tim Smalling - INF
 Fan Favorite Chris Nelson - INF

Pacific Coast League Awards

Batter of the Week Stephen Cardullo - OF (Aug. 8-14)

2017

Isotopes Player Choice Awards

MVP Mike Tauchman - OF
 PNM Power Hitter of the Year Jordan Patterson - 1B/OF
 Defensive Player of the Year Daniel Castro - INF
 Pitcher of the Year Ryan Carpenter - LHP
 Mr. Hustle Rosell Herrera - OF
 Most-Community Minded Matt Flemer - RHP
 Fan Favorite Austin House - RHP

Pacific Coast League Awards

Batter of the Week Ryan McMahon - INF (June 12-18)
 Jordan Patterson - 1B/OF (June 19-25)
 Jordan Patterson - 1B/OF (July 10-16)
 Ryan McMahon (July 24-30)
 Pitcher of the Week Jeff Hoffman (April 24-30)
 Ryan Carpenter (June 26-July 2)
 Ryan Carpenter (Aug. 28-Sept. 4)
 Player of the Month Ryan McMahon (June)
 All-PCL Team Mike Tauchman - OF
 Ryan Carpenter - LHP

2018

Isotopes Player Choice Awards

MVP Mike Tauchman - OF
 Power Hitter of the Year Jordan Patterson - 1B/OF
 Defensive Player of the Year Josh Fuentes - 3B
 Pitcher of the Year Jerry Vasto - LHP
 Mr. Hustle Shawn O'Malley - INF/OF
 Jennifer Riordan Community Award DJ Johnson - RHP
 Fan Favorite Mike Tauchman - OF

Pacific Coast League Awards

Batter of the Week Mike Tauchman - OF (May 14-20)
 Player of the Month Mike Tauchman (May)
 All-PCL Team Josh Fuentes - 3B
 Mike Tauchman - OF
 PCL MVP Josh Fuentes
 PCL Rookie of the Year Josh Fuentes

2019

Isotopes Player Choice Awards

MVP Roberto Ramos- 1B
 Power Hitter of the Year Sam Hilliard - OF
 Defensive Player of the Year Elliot Soto - INF
 Pitcher of the Year Sam Howard - LHP
 Mr. Hustle Drew Weeks - OF
 Jennifer Riordan Community Award DJ Johnson - RHP
 Brian Mundell - OF
 Fan Favorite Sam Hilliard - OF

Pacific Coast League Awards

All-PCL Team Yonathan Daza - OF
 Sam Hilliard - OF

L-R: The 2019 Isotopes Player Choice Award Winners: DJ Johnson, Brian Mundell, Drew Weeks, Elliot Soto, Sam Hilliard [Hitting Coach Tim Doherty represented Hilliard in ceremony], Sam Howard) [Bullpen Catcher Chris Glynn represented Howard in ceremony] and Roberto Ramos.



YEAR-BY-YEAR AWARDS

2021

Isotopes Player Choice Awards

MVP Alan Trejo - INF
 Power Hitter of the Year Greg Bird - 1B
 Defensive Player of the Year Alan Trejo - INF
 Pitcher of the Year Logan Cozart- RHP
 Mr. Hustle Ryan Vilade - OF
 Most Community-Minded Michelle Montoya
 Fan Favorite Wynton Bernard - OF

**L-R: The 2021 Isotopes Player Choice Award Winners:
 Greg Bird, Logan Cozart, Alan Trejo, Ryan Vilade and
 Wynton Bernard.**

Triple-A West Awards

Batter of the Week Taylor Motter - INF/OF (July 26-Aug.1)
 Pitcher of the Week Frank Duncan (June 28-July 4)
 Ian Clarkin (July 12-18)
 Batter of the Month Taylor Motter (July)
 All-League Team Greg Bird - 1B



2022

Isotopes Player Choice Awards

MVP Wynton Bernard** - OF
 Power Hitter of the Year Carlos Perez - C/UTL
 Defensive Player of the Year Jonathan Morales - C/3B/1B
 Pitcher of the Year Zach Lee- RHP
 Mr. Hustle Coco Montes - INF
 Most Community-Minded Warren Schaeffer - MGR
 Fan Favorite Wynton Bernard - OF

**: Unanimous selection

**L-R: The 2022 Isotopes Player Choice Award Winners:
 Warren Schaeffer, Zach Lee, Jonathan Morales, Carlos
 Perez, Coco Montes and Wynton Bernard.**

Pacific Coast League Awards

Player of the Week Tim Lopes - INF/OF (April 12-17)
 Wynton Bernard - OF (April 26-May 1)
 Pitcher of the Week Brandon Gold (August 9-14)
 Matt Dennis (August 23-28)
 Player of the Month Wynton Bernard (July)
 All-PCL Team Sean Bouchard - DH
 Wynton Bernard - OF



2023

Isotopes Player Choice Awards

MVP Coco Montes - INF
 Power Hitter of the Year Coco Montes - INF
 Defensive Player of the Year Hunter Stovall - INF
 Pitcher of the Year Tommy Doyle - RHP
 Mr. Hustle Jimmy Herron - OF
 Most Community-Minded Trevor Boone - OF
 Fan Favorite Jonathan Morales - C/1B

**L-R: The 2023 Isotopes Player Choice Award Winners:
 Hunter Stovall, Coco Montes, Jimmy Herron and
 Tommy Doyle**

Pacific Coast League Awards

Player of the Week Coco Montes - INF (April 10-16)
 Jonathan Morales - C/1B (June 26-July 2)
 Hunter Goodman - UTL (Aug. 22-27)
 Pitcher of the Week Phillips Valdez (June 26-July 2)
 Player of the Month Elehuris Montero - INF (May)
 All-PCL Team Coco Montes - INF



2024

Isotopes Player Choice Awards

MVP Willie MacIver - C
 Power Hitter of the Year Elehuris Montero - INF
 Defensive Player of the Year Hunter Stovall - INF
 Pitcher of the Year Riley Pint - RHP
 Mr. Hustle Greg Jones - OF
 Most Community-Minded Peyton Battenfield - RHP
 Fan Favorite Willie MacIver - C

Pacific Coast League Awards

Player of the Week Elehuris Montero - INF (August 5-11)
 Player of the Month Elehuris Montero - INF (July)

L-R: The 2024 Isotopes Player Choice Award Winners: Greg Jones, Elehuris Montero, Hunter Stovall, Riley Pint, Peyton Battenfield, Willie MacIver and Manager Pedro Lopez.



2025

Isotopes Player Choice Awards

MVP Sam Hilliard- OF
 Power Hitter of the Year Keston Hiura - INF
 Defensive Player of the Year Aaron Schunk - INF
 Pitcher of the Year Connor Van Scoyoc - RHP
 Mr. Hustle Braiden Ward - OF
 Most Community-Minded Lucas Gilbreath/Aaron Schunk - LHP/INF
 Fan Favorite Sam Hilliard - OF

Pacific Coast League Awards

Player of the Week Ryan Ritter - INF (May 12-18)
 Ryan Ritter - May 19-25
 Keston Hiura - July 28-August 3
 Player of the Month Ryan Ritter - INF (May)

L-R: The 2025 Isotopes Player Choice Award Winners: Hoshi Mizutani, Manager Pedro Lopez, Sam Hilliard, Braiden Ward, Keston Hiura, Connor Van Scoyoc, Aaron Schunk and Lucas Gilbreath.



Organization

2026 Isotopes

2025 In Review

Colorado Rockies

Opponents

Isotopes Records

ABQ Pro Baseball

History

Media Information



ALL-TIME POST-SEASON HISTORY

2003 // Pacific Coast League American Conference Finals

Manager (Affiliate)	Date	Opponent	W/L	Score
Dean Treanor (Marlins)	9/3/03	at Nashville (Pirates)	L	5-6
	9/4/03	at Nashville	W	7-5
	9/5/03	Nashville	L	10-12 (12 innings)
	9/6/03	Nashville	L	1-3

Lost best of five-game series to Nashville 3-1

The Isotopes capped their first year of existence with a playoff berth against Nashville in the Pacific Coast League's American Conference Finals. The series got underway in Nashville, where Albuquerque would drop the first game after Sounds slugger John Barnes belted a two-run homer in the bottom of the eighth off of reliever Vladimir Nunez to give Nashville a 6-5 win. The Isotopes would draw even in Game 2 thanks to a four-run first that paced the Isotopes to a 7-5 win. The series shifted to Albuquerque for a Game 3 that would quickly go down in the annals as a classic, as both teams swapped leads until Nashville catcher Chris Snusz delivered a 12th-inning RBI single to give the Sounds an 11-10 lead. Dave Doster then added an insurance run with an RBI single to give the Sounds a 12-10 win, ending a contest that featured 15 pitchers, 22 runs, and 34 hits. The Sounds closed out the Isotopes in Game 4 thanks to a masterful pitching performance by starter Matt Guerrier, who held Albuquerque's potent lineup to one run on three hits. More than 17,000 fans attended Albuquerque's two home playoff contests.

2009 // Pacific Coast League American Conference Finals

Manager (Affiliate)	Date	Opponent	W/L	Score
Tim Wallach (LA Dodgers)	9/9/09	Memphis (Cardinals)	L	2-6
	9/10/09	Memphis	L	6-8
	9/11/09	at Memphis	L	0-1

Lost best of five-game series to Memphis 3-0

The Isotopes rolled into their second playoff appearance in franchise history having defeated the Memphis Redbirds 10 out of 16 times during the regular season, but the post-season turned out to be a completely different affair, as the Redbirds combined excellent pitching with timely hitting en route to a three-game sweep. The series got off to a strange start as Memphis took Game 1, 6-2, at Isotopes Park in a game that was notable for a two and a half hour rain delay and a triple play. With runners on first and second in the sixth, Chin-lung Hu scooped a grounder in the hole at short, tagged the lead runner, stepped on second and threw to first to complete just the third triple play in franchise history. The Isotopes looked poised to even the series the next night by building a 6-3 lead on the strength of three hits by Blake DeWitt and a solo homer in the sixth by Xavier Paul, but things unraveled in the ninth. With the PCL regular season leader in saves Scott Strickland on the mound, the Redbirds scored five times to earn an improbable 8-6 win and take a 2-0 series lead. The set then switched venues to Memphis, where Birds third baseman David Freese connected for a solo homer in the second inning that stood up thanks to some stellar pitching by Evan MacLane for a 1-0 Redbirds victory and a three-game series sweep. Memphis would then go on to sweep the Sacramento River Cats to claim its second PCL crown in team history.

2012 // Pacific Coast League American Conference Finals

Manager (Affiliate)	Date	Opponent	W/L	Score
Lorenzo Bundy (LA Dodgers)	9/5/12	at Omaha (Royals)	L	4-8
	9/6/12	at Omaha	W	5-3
	9/7/12	Omaha	L	4-7
	9/8/12	Omaha	W	12-10
	9/9/12	Omaha	L	7-16

Lost best of five-game series to Omaha 3-2

The Isotopes rode monster seasons by Dodger Minor League Pitcher of the Year, John Ely, and Jerry Sands into the 2012 playoffs against the Omaha Storm Chasers. The Isotopes took three of the final four games of the season at Rio Grande Credit Union Field at Isotopes Park against the Storm Chasers gearing up for what would be a seesaw post-season series. The Isotopes and Storm Chasers split the first two games at Werner Park. Following an 8-4 loss in Game 1, the Isotopes bounced back behind Stephen Fife in Game 2. Albuquerque trailed 3-0 entering the sixth inning when the club scored five unanswered runs over the next three frames. Trent Oeltjen legged out a triple scoring Josh Fields and Sands on the play cutting the Storm Chasers lead to one. Fields' two-run single in the seventh put the game away and evened the series at 1-1 heading to Albuquerque. The Isotopes rallied late in Game 3, but it wasn't enough to overcome an early 5-0 deficit. Facing elimination in Game 4 at Rio Grande Credit Union Field at Isotopes Park the Isotopes looked dead in the water falling behind the Storm Chasers 10-3 entering the home-half of the seventh inning. Elian Herrera tripled twice in a nine-run seventh inning explosion handing the Storm Chasers a shocking 12-10 loss. The Isotopes racked up eight hits in the frame including a Tony Gwynn Jr. home run in the frame, setting up a decisive Game 5. History wouldn't repeat itself as Omaha scored in each of the first five innings for 11 runs on the way to a 16-7 route. Mitch Maier collected five hits and four RBI. Omaha went on to lose to the Reno Aces in the Pacific Coast League Championship series in four games.



A photograph of Mike Piazza in a batting stance. He is wearing a red helmet with a logo, a grey jersey with red and yellow accents, and grey pants with red and yellow stripes down the side. He is holding a black bat over his shoulder. The background is a blurred baseball field.

Mike Piazza

played for the Dukes in 1992, collecting 16 home runs, 122 hits and 69 RBI with a .341 average in 94 games.

A O A A

ALBUQUERQUE TRIPLE-A SINGLE-SEASON TEAM RECORDS (DUKES/ISOTOPES)

TEAM BATTING	HIGH	YEAR(S)	LOW	YEAR(S)
Batting Average	.325	1981	.258	2021
On-Base Percentage	.410	1981	.328	2021
Slugging Percentage	.500	2019	.366	1973
Runs	960	1983	648	1973
Hits	1,534	1982	1,272	1973
Doubles	341	2010	187	1973
Triples	79	2017	31	1986
Home Runs	240	2022	58	1973
Grand Slams	14*	2022	2	2012, 17
RBI	907	2023	533	1985
Walks	704	1980	390	2017
Strikeouts	1,431	2024	520	1981
Stolen Bases	281	1981	60	1986
At-Bats	5,246	2024	4,288	1981
TEAM PITCHING	HIGH	YEAR(S)	LOW	YEAR(S)
ERA	6.89	2022	3.78	1988
Complete Games	63	1975	0	2013, 18-19, 21, 23-24
Shutouts	14	1988	0	1993, 2021
Saves	46	2009	11	1974, 1975
Innings Pitched	1,316.2	2023	1,114.0	1981
Hits Allowed	1,615	2024	1,165	1981
Runs Allowed	1,096	2024	604	1981
Earned Runs Allowed	982	2022	518	1988
Home Runs Allowed	258	2022	80	1987
Walks Allowed	725	2023	421	2016
Strikeouts	1,212	2023	586	1977
GENERAL	HIGH	YEAR(S)	LOW	YEAR(S)
Wins	94	1981	58	2021, 2024
Losses	92	2024	38	1981
Winning Percentage	.712	1981	.380	1986
Winning/Losing Streaks	13	1981	13	2016
Home Wins	55	1981	29	1986
Home Losses	45	2024	16	1981
Road Wins	47	1972	23	2021
Road Losses	48	1976, 1986, 2022	22	1981
Errors	240	1977	94	2016, 2023

* - The 14 grand slams hit by the Isotopes in 2022 set an all-time Minor League Baseball record for a single season, which was tied by the St. Paul Saints in 2023.



ISOTOPES HILL 2003-2022

Known by many names, Isotopes Hill in center field was one of the most unique features in professional baseball. During construction in 2002, longtime Minor League Baseball executive Dave Rosenfield suggested to Isotopes owner Ken Young the new ballpark should have a signature element. The Hill featured a 4.5-foot incline and a length of 126 feet. Some outfielders showcased their athleticism with memorable circus catches. Others were helpless victims, literally falling in pursuit of a long flyball. After 19 seasons, however, Major League Baseball told the Isotopes to remove The Hill for player safety. Albuquerque won its final game with Isotopes Hill, a 4-3 victory over El Paso on Sept. 28, 2022. Whether you called it Topes Slope, Hoffman's Hill, Bernard's Berm, or simply The Hill, it was the last professional ballpark to feature an uphill slope on the playing field.



The Hill undergoes construction in mid-2002.



Isotopes Hill circa 2021 and 2022, respectively.



Isotopes players pose for a picture (Left) on Topes Slope at the conclusion of the final game of the 2022 season. The day after the season finale, construction crews begin demolition of Isotopes Hill.



ALBUQUERQUE TRIPLE-A INDIVIDUAL SINGLE-SEASON RECORDS (DUKES/ISOTOPES)

Games			RBI			Home Runs		
147	Tom Paciorek	1972	138	Greg Brock	1982	44	Greg Brock	1982
143	Jack Perconte	1979	137	Mike Marshall	1981	42	Danny Walton	1977
143	Mike Scioscia	1979	127	Paul Konerko	1997	42	Dallas McPherson	2008
143	Josh Wilson	2005	123	Ron Coomer	1994	37	Billy Ashley	1994
142	Ron Cey	1972	122	Danny Walton	1977	37	Paul Konerko	1997
142	Larry See	1986				35	Mitch Jones	2009
142	Robert Andino	2007				35	Sam Hilliard	2019

Batting Average*			At Bats			Hits		
.378	Tack Wilson	1982	605	Tom Paciorek	1972	186	Tom Paciorek	1972
.373	Mike Marshall	1981	598	Robert Andino	2007	183	Jeff Leonard	1978
.371	Mickey Hatcher	1979	572	Rudy Law	1978	181	Ron Coomer	1994
.365	Jeff Leonard	1978	561	Ed Amelung	1985	181	Bobby Randall	1974
.364	Yonathan Daza	2019	558	Rafael Landestoy	1977	180	Lemmie Miller	1983
.360	Joe Dillon	2005	551	Josh Fuentes	2018	180	Josh Fuentes	2018
.355	Don Cardoza	1977						

Runs			Walks			Stolen Bases		
125	Tom Paciorek	1972	117	Ron Cey	1992	79	Rudy Law	1978
122	Lemmie Miller	1983	110	Ron Roenicke	1981	63	Glenn Burke	1976
118	Greg Brock	1982	105	Greg Brock	1982	60	Jose Offerman	1990
117	Danny Walton	1977	100	Joc Pederson	2014	56	Rudy Law	1981
116	Rudy Law	1978	93	Sid Bream	1983	56	Rafael Landestoy	1977

Saves			Wins			Appearances		
32	Scott Strickland	2009	18	Ted Power	1981	65	Todd Williams	1993
28	Josh Wall	2012	16	Rex Hudson	1974	64	Zach Lee	2022
24	Dennis Lewallyn	1980	16	Brian Holton	1981	64	Zak Shinall	1992
23	Brad Clontz	2006	16	Rich Rodas	1983	63	Mike Christopher	1991
22	Alejandro Pefia	1981	15	seven tied		62	Mike Williams	1979
21	Todd Williams	1993				62	Dan Hubbs	1997
21	Blaine Neal	2003				62	Brandon Villafuerte	2008

ERA			Strikeouts			Innings Pitched		
2.13	Dennis Lewallyn	1980	165	John Ely	2012	203.0	Greg Shanahan	1975
2.38	Charlie Hough	1972	161	Ryan Carpenter	2017	202.0	Dave Stewart	1980
2.99	Greg Hansell	1994	160	Greg Shanahan	1973	198.0	Greg Shanahan	1973
3.01	Bill Krueger	1988	157	Rich Rodas	1983	191.0	Rex Hudson	1975
3.05	Geoff Zahn	1973	147	Greg Shanahan	1975	191.0	Brian Holton	1981
			139	Giancarlo Alvarado	2009			
			136	Mark Mimbs	1996			

* Minimum of 2.7 plate appearances per game



ALBUQUERQUE PROFESSIONAL BASEBALL YEAR-BY-YEAR RESULTS

YEAR	NAME	LEAGUE	AFF.	CLASS	W-L	FINISH	MANAGER	PLAYOFFS
1915	Dukes	Rio Grande Association		D	32-25	3rd	George Reed	
1932*	Dons	Arizona-Texas League		D	57-42	1st	Bobby Coltrin	None/League Champion
1937	Cardinals	Arizona-Texas League	STL	D	56-59	3rd	Bill DeLancey	
1938	Cardinals	Arizona-Texas League	STL	D	67-65	3rd	Bill DeLancey	
1939	Cardinals	Arizona-Texas League	STL	D	70-60	2nd	Bill DeLancey	
1940	Cardinals	Arizona-Texas League	STL	D	60-64	3rd	Jack Farmer	
1941	Cardinals	Arizona-Texas League	STL	D	63-65	2nd	Jimmy Zinn	
1942	Dukes	West Texas-New Mexico League		D	25-30	7th	Dixie Howell/E. Miller	
1946	Dukes	West Texas-New Mexico League		C	55-85	6th	Jimmy Zinn	
1947	Dukes	West Texas-New Mexico League		C	74-64	3rd	Buck Fausett	Lost to Amarillo 4-2
1948	Dukes	West Texas-New Mexico League		C	88-52	1st	Herschel Martin	Lost to Pampa 4-2
1949*	Dukes	West Texas-New Mexico League		C	83-56	1st	Herschel Martin	Def. Lamesa 4-3
1950*	Dukes	West Texas-New Mexico League		C	89-58	2nd	Herschel Martin	Def. Lubbock 4-1
1951	Dukes	West Texas-New Mexico League		C	82-60	2nd	Herschel Martin	Lost to Lamesa 4-2
1952	Dukes	West Texas-New Mexico League		C	77-65	2nd	Buck Fausett	Lost to Borger 4-2
1953*	Dukes	West Texas-New Mexico League		C	87-55	1st	Tom Jordan	Def. Lubbock 4-2
1954	Dukes	West Texas-New Mexico League		C	62-74	5th	Tom Jordan	
1955	Dukes	West Texas-New Mexico League		B	79-60	2nd	Eddie Bookman	Lost to Pampa 4-2
1956	Dukes	Western League	NYG	A	59-81	7th	Bob Swift	
1957	Dukes	Western League		A	66-88	6th	Nick Cullop/Hal Toso	
1958	Dukes	Western League	CIN	A	71-75	5th	Jimmy Brown	
1960	Dukes	Sophomore League	KCA	D	57-72	5th	Bert Thiel	
1961	Dukes	Sophomore League	KCA	D	64-63	3rd	Grady Wilson	Lost to Hobbs 3-0
1962	Dukes	Texas League	KCA	AA	70-70	3rd	Bob Hofman	Lost to Tulsa 3-
1963	Dukes	Texas League	LAD	AA	67-73	5th	Clay Bryant	
1964	Dukes	Texas League	LAD	AA	75-65	3rd	Clay Bryant	Lost to Tulsa 3-2
1965*	Dodgers	Texas League	LAD	AA	77-63	1st	Roy Hartsfield	Def. Tulsa 3-1
1966	Dodgers	Texas League	LAD	AA	74-66	3rd	Bob Kennedy	Def. Amarillo 2-1
1967*	Dodgers	Texas League	LAD	AA	78-62	1st	Duke Snider	None/League Champion
1968	Dodgers	Texas League	LAD	AA	70-69	2nd	Roger Craig	
1969	Dodgers	Texas League	LAD	AA	67-69	4th	Del Crandall	
1970*	Dodgers	Texas League	LAD	AA	83-52	1st	Del Crandall	Def. Memphis 3-1
1971	Dodgers	Dixie Association	LAD	AA	67-75	3rd	Monty Basgall	
1972*	Dukes	Pacific Coast League	LAD	AAA	92-56	1st	Tom Lasorda	Def. Eugene 3-1
1973	Dukes	Pacific Coast League	LAD	AAA	62-82	4th	Stan Wasiak	
1974	Dukes	Pacific Coast League	LAD	AAA	76-66	1st	Stan Wasiak	Lost to Spokane 3-0
1975	Dukes	Pacific Coast League	LAD	AAA	71-73	3rd	Stan Wasiak	
1976	Dukes	Pacific Coast League	LAD	AAA	66-78	3rd	Stan Wasiak	
1977	Dukes	Pacific Coast League	LAD	AAA	58-78	4th	Jimmy Williams	
1978**	Dukes	Pacific Coast League	LAD	AAA	78-62	1st	Del Crandall	Def. Salt Lake 3-0
1979	Dukes	Pacific Coast League	LAD	AAA	86-62	1st	Del Crandall	Lost to Salt Lake 3-0
1980*	Dukes	Pacific Coast League	LAD	AAA	85-62	2nd	Del Crandall	Def. Tucson 2-0 Def. Hawaii 3-2
1981*	Dukes	Pacific Coast League	LAD	AAA	94-38	1st	Del Crandall	Def. Tacoma 3-0
1982*	Dukes	Pacific Coast League	LAD	AAA	85-58	1st	Del Crandall	Def. Salt Lake 2-0 Def. Spokane 4-2
1983	Dukes	Pacific Coast League	LAD	AAA	85-58	1st	Del Crandall Dick McLaughlin Terry Collins	Def. Las Vegas 3-2 Lost to Portland 3-0
1984	Dukes	Pacific Coast League	LAD	AAA	62-81	5th	Terry Collins	
1985	Dukes	Pacific Coast League	LAD	AAA	67-76	3rd	Terry Collins	
1986	Dukes	Pacific Coast League	LAD	AAA	54-88	5th	Terry Collins	
1987*	Dukes	Pacific Coast League	LAD	AAA	77-65	1st	Terry Collins	Def. Las Vegas 3-0 Def. Calgary 3-1
1988	Dukes	Pacific Coast League	LAD	AAA	86-56	1st	Terry Collins	Lost to Las Vegas 3-0
1989	Dukes	Pacific Coast League	LAD	AAA	80-62	1st	Kevin Kennedy	Def. Col. Springs 3-2 Lost to Vancouver 3-1
1990*	Dukes	Pacific Coast League		AAA	91-51	1st	Kevin Kennedy	Def. Col. Springs 3-2 Def. Edmonton 3-0
1991	Dukes	Pacific Coast League	LAD	AAA	80-58	1st	Kevin Kennedy	
1992	Dukes	Pacific Coast League	LAD	AAA	65-78	5th	Bill Russell	
1993	Dukes	Pacific Coast League	LAD	AAA	71-72	2nd	Bill Russell	
1994*	Dukes	Pacific Coast League	LAD	AAA	83-56	1st	Rick Dempsey	Def. Col. Springs 3-1 Def. Vancouver 3-2
1995	Dukes	Pacific Coast League	LAD	AAA	75-69	3rd	Rick Dempsey	
1996	Dukes	Pacific Coast League	LAD	AAA	67-76	4th	Phil Regan	
1997	Dukes	Pacific Coast League	LAD	AAA	62-79	4th	Glenn Hoffman	
1998	Dukes	Pacific Coast League	LAD	AAA	61-82	3rd	Glenn Hoffman Jon Debus Ron Roenicke	
1999	Dukes	Pacific Coast League	LAD	AAA	65-74	3rd	Mike Scioscia	
2000	Dukes	Pacific Coast League	LAD	AAA	86-58	1st	Tom Gamboa	Lost to Memphis 3-2

* - League Champion

** - League Co-Champion



ALBUQUERQUE PROFESSIONAL BASEBALL YEAR-BY-YEAR RESULTS

YEAR	NAME	LEAGUE	AFF.	CLASS	W-L	FINISH	MANAGER	PLAYOFFS
2003	Isotopes	Pacific Coast League	FLA	AAA	74-70	1st	Dean Treanor	Lost to Nashville 3-1
2004	Isotopes	Pacific Coast League	FLA	AAA	67-77	4th	Tracy Woodson	
2005	Isotopes	Pacific Coast League	FLA	AAA	78-66	2nd	Dean Treanor	
2006	Isotopes	Pacific Coast League	FLA	AAA	70-72	4th	Dean Treanor	
2007	Isotopes	Pacific Coast League	FLA	AAA	72-70	2nd	Dean Treanor	
2008	Isotopes	Pacific Coast League	FLA	AAA	68-75	2nd	Dean Treanor	
2009	Isotopes	Pacific Coast League	LAD	AAA	80-64	1st	Tim Wallach	Lost to Memphis 3-0
2010	Isotopes	Pacific Coast League	LAD	AAA	72-71	2nd	Tim Wallach	
2011	Isotopes	Pacific Coast League	LAD	AAA	70-74	2nd	Lorenzo Bundy	
2012	Isotopes	Pacific Coast League	LAD	AAA	80-64	1st	Lorenzo Bundy	Lost to Omaha 3-2
2013	Isotopes	Pacific Coast League	LAD	AAA	76-68	2nd	Lorenzo Bundy	
2014	Isotopes	Pacific Coast League	LAD	AAA	62-80	3rd	Damon Berryhill	
2015	Isotopes	Pacific Coast League	COL	AAA	62-82	3rd	Glenallen Hill	
2016	Isotopes	Pacific Coast League	COL	AAA	71-72	2nd	Glenallen Hill	
2017	Isotopes	Pacific Coast League	COL	AAA	68-73	3rd	Glenallen Hill	
2018	Isotopes	Pacific Coast League	COL	AAA	63-77	4th	Glenallen Hill	
2019	Isotopes	Pacific Coast League	COL	AAA	60-80	4th	Glenallen Hill	
2020		Season cancelled due to COVID-19 pandemic						
2021	Isotopes	Triple-A West	COL	AAA	58-72	7th	Warren Schaeffer	
2022	Isotopes	Pacific Coast League	COL	AAA	62-86	5th	Warren Schaeffer	
2023	Isotopes	Pacific Coast League	COL	AAA	68-82	10th/3rd*	Pedro Lopez	
2024	Isotopes	Pacific Coast League	COL	AAA	58-92	10th/10th*	Pedro Lopez	
2025	Isotopes	Pacific Coast League	COL	AAA	62-87	9th/9th*	Pedro Lopez	

* First and Second Half Finishes, respectively

** From 2003-19, the Pacific Coast league was comprised of 16 teams split into four divisions.

*** Since 2021, the Pacific Coast league is comprised of 10 teams with one division.

Albuquerque Pro Baseball All-Time Record: 5,922-5,710

ALBUQUERQUE PRO BASEBALL CUMULATIVE RECORD BY LEAGUE

LEAGUE	RECORD	YEAR(S)	TOTAL SEASONS
Pacific Coast League	3,671-3,608	1972-2000, 2003-present	51
Dixie Association	67-75	1971	1
Texas League	661-589	1962-70	9
Sophomore League	121-135	1960-61	2
Western League	196-244	1956-58	3
West Texas-NM League	801-659	1942, 1946-1955	1
Arizona-Texas League	373-375	1932, 1937-41	6
Rio Grande League	32-25	1915	1
Total	5,922-5,710		74

ALBUQUERQUE PRO BASEBALL CUMULATIVE RECORD BY AFFILIATE

AFFILIATE	RECORD	YEAR(S)	TOTAL SEASONS
Colorado Rockies	632-803	2015-present	10
Los Angeles Dodgers	3,268-2,969	1963-2000, 2009-14	44
Florida Marlins	429-430	2003-08	6
Kansas City Athletics	191-205	1960-62	3
Cincinnati Reds	71-75	1958	1
New York Giants	59-81	1956	1
St. Louis Cardinals	316-333	1937-41	5
Total	5,922-5,710		70





**Franklin Stubbs and
A.J. Ellis**
were inducted into the Albuquerque
Professional Baseball Hall of Fame
on August 2, 2025, in a pre-game
ceremony prior to Dukes Retro Night.



ALBUQUERQUE PROFESSIONAL BASEBALL HISTORY

On April 11, 2003 the Albuquerque Isotopes played the first professional baseball game in the Duke City since the Albuquerque Dukes left following the 2000 season. The return of baseball was met by 12,215 enthusiastic fans on Opening Day at beautiful Isotopes Park. The excitement did not end there, as over 575,000 fans passed through the gates in 2003, a season that culminated with the Isotopes winning the Central Division title and earning a berth in the Pacific Coast League Playoffs. That auspicious inaugural year marked a continuation of a rich and varied tradition of professional baseball in Albuquerque, one that dates back over 100 years.

The first known professional baseball team in Albuquerque was founded in 1880 by W.T. McCreight. Games were played at the New Mexico State Fairgrounds, at the large oval space inside the Fairgrounds racetrack facing the grandstands. Since the State Fair was held after the Big League season was over back east, McCreight was able to entice pro players from those leagues to play for him for \$100 plus expenses. McCreight, a former Major Leaguer with the St. Louis Browns, still owned one of his jerseys with "Browns" embroidered on it, so he decided to name his team the same.

It's not clear how many years the Browns played, but in 1915 the first recognized professional baseball team in Albuquerque took the field. The "Dukes" played in the Class-D Rio Grande Association against teams from Phoenix, Tucson, El Paso, and nearby Las Cruces. The Dukes finished in third place with a 32-25 record. They also had the league leader in home runs, as Frank Huelman hit 10 long balls.

Albuquerque didn't field a pro team again until 1932, when the Albuquerque Dons took first place in the Class-D Arizona-Texas League, compiling a 57-42 record. The Dons' Dick Gyselman led the league in batting average, runs, and hits. The league was disbanded in late July.

Professional baseball returned again to the Duke City in 1937, as Rio Grande Park, later renamed Tingley Field. The Albuquerque Cardinals were an affiliate of the National League's St. Louis Cardinals and General Manager Branch Rickey called the new ballpark "one of the finest Minor League parks in America." The Cardinals finished the season that year at 56-59 to wind up in third place, but won the Arizona-Texas League Championship Series, defeating the El Paso Texans four games to three. The Cardinals continued playing in the Class-D League through 1941.

Albuquerque fielded another Dukes team in 1942, this time in the Class-D West Texas-New Mexico League, where the Dukes went 25-30 before withdrawing in June. With World War II taking place, baseball bats went silent from 1943-45. In 1946, play resumed for the West Texas-New Mexico League, now reclassified as a Class-C League, only to be reclassified again in 1955 to Class-B.

In 1956 the Dukes started play in the Class-A Western League as a New York Giants affiliate. The team switched in 1958 to a Cincinnati Reds farm team, but the Western League folded after the '58 season, leaving Albuquerque without a ball club for the first time in 14 seasons.

Baseball returned to Albuquerque in 1960 after a one year hiatus when the city accepted an offer from the Kansas City A's to field a team in the Class D Sophomore League called the Dukes. They played in this league for two years before Kansas City moved the team to the Double-A Texas League for the 1962 season. Kansas City dropped the club following that season.

In 1963, the Dukes and the Los Angeles Dodgers struck up a relationship that allowed the team to stay in the Texas League. The Dodgers purchased the team from then-owner Tom Bolack in 1964 for \$20,000. In 1969, the Dukes moved from Tingley Field to the new Albuquerque Sports Stadium. The first game played there was an exhibition game between the San Francisco Giants and the Cleveland Indians. Willie Mays was the first batter to stand at the plate at the new ballpark and said this is "the finest Minor League ballpark I've ever seen."

The Dukes continued to play in the Texas League until the end of 1971. When the 1972 season began, the Dodgers had moved their Triple-A Spokane franchise to Albuquerque and the team started playing in the Pacific Coast League. With future Dodgers manager Tommy Lasorda at the helm, the team amassed a 92-56 record and won the PCL Championship, the first of eight PCL Championships the team won over the next 28 years.

In March 2000, it was announced that Dukes owner Robert Lozinak, who had purchased the team from the Dodgers in 1979 for \$340,000, was selling the franchise to Marshall Glickman and Mike Higgins from Portland, Ore. The estimated price of the sale was \$10-12 million. The team was moved to Portland for the 2001 season, renamed the Beavers, leaving Albuquerque without a professional baseball team for the first time since 1959.

In January 2001, a group led by Tampa businessman Ken Young and Chicago-based entrepreneur Mike Koldyke, entered into a tentative agreement to purchase the Calgary Cannons with the intention of moving the team to Albuquerque. A major condition of moving the team was that either a new stadium be built or that Albuquerque Sports Stadium be renovated. In May 2001, city voters approved a \$25 million renovation of the existing stadium. Young and Koldyke completed the purchase of the Cannons, moving them to Albuquerque for the 2003 season as the Isotopes.

After 22 years of ownership, Young sold the club to Diamond Baseball Holdings, an organization that owns and operates select Minor League Baseball clubs affiliated with Major League Baseball (MLB) in October 2023.

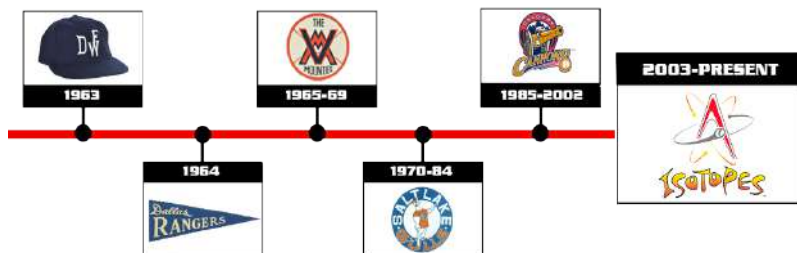


ALBUQUERQUE PROFESSIONAL BASEBALL TIMELINE / ISOTOPES PCL GENEALOGY

1880s	W.T. McCreight brings baseball to Albuquerque for first time as the "Browns" play at the New Mexico State Fairgrounds.
1915	Albuquerque Dukes play in Class-D Rio Grande Association (32-25).
1932	Albuquerque Dons play in Class-D Arizona-Texas League (57-42).
1937-1941	Albuquerque Cardinals, an affiliate of the St. Louis Cardinals, play in the Class-D Arizona-Texas League (316-313).
1942	Albuquerque Dukes begin play in the Class-D West Texas-New Mexico League until WWII ends the league (25-30).
1946-1958	Dukes resume play in West Texas-New Mexico League.
1959	No team for first time in 14 seasons.
1960-1962	Albuquerque Dukes return as a Kansas City A's affiliate in Texas League.
1963	Dukes join up with Tom Bolack to field a Los Angeles Dodgers' affiliate in Texas League.
1964	Dodgers purchase Dukes from Bolack for \$20,000. Called Dodgers until 1972.
1969	Dodgers/Dukes move from Tingley Field to new Albuquerque Sports Stadium.
1972-2000	Dukes play as a Dodgers' affiliate in Pacific Coast League, winning eight PCL Championships. Robert Lozinak purchased team from Dodgers in 1979 for \$340,000.
March 2000	Lozinak sells Dukes to a group led by Marshall Glickman, who moved the team to Portland, Ore., for the 2001 season, leaving Albuquerque without baseball for the first time since 1959.
May 2001	City approves \$25 million renovation of Albuquerque Sports Stadium, paving the way for Tampa businessman Ken Young and Chicago-based entrepreneur Mike Koldyke to purchase the Calgary Cannons and move them to Albuquerque for the 2003 season.
April 2002	Renovation of Albuquerque Sports Stadium begins.
Sept. 2002	Young announces new Triple-A baseball team will be called the Isotopes.
April 11, 2003	Isotopes Park opens as the Albuquerque Isotopes begin play as the Florida Marlins Triple-A affiliate.
2009	The Albuquerque Isotopes begin play as the Los Angeles Dodgers Triple-A affiliate.
2015	The Albuquerque Isotopes begin play as the Colorado Rockies Triple-A affiliate.
2020	Minor League season cancelled due to the COVID-19 pandemic
2021	League name changed to Triple-A West due to naming rights
2022	League name changed back to Pacific Coast League
2023	Diamond Baseball Holdings announced as new ownership partner



ISOTOPES PACIFIC COAST LEAGUE GENEALOGY



The Pacific Coast League added the Dallas-Fort Worth Rangers to the 10-team circuit in 1963, before the club changed their name to the Dallas Rangers in 1964. The franchise moved to Vancouver, British Columbia in 1965, playing as the Vancouver Mounties until 1969. The Mounties then relocated to Salt Lake City, Utah, where they were known as the Bees (1970), Angels (1971-74) and the Gulls (1975-84). The franchise moved north of the border once again in 1985, emerging as the Calgary Cannons. The franchise played in Calgary for 18 years before relocating in 2003 to their current home in Albuquerque and became the Isotopes.



ALBUQUERQUE DUKES ALL-TIME TEAM (1972-2000)**Tommy Lasorda (1972) - Manager****As chosen by the Albuquerque Journal*

MAJORS: Los Angeles Dodgers 1976-96

HIGHLIGHTS: After winning the Pacific Coast League with the Dukes in 1972, Lasorda spent 21 years as the skipper of the Los Angeles Dodgers. He won the World Series in 1981 and again in 1988.

Tom Paciorek (1972) - First Base

MAJORS: Los Angeles Dodgers 1970-75, Atlanta Braves 1976-78, Seattle Mariners 1978-81, Chicago White Sox 1982-85, New York Mets 1985, Texas Rangers 1986-87

HIGHLIGHTS: Paciorek compiled a .282 average over his 18 years in the Big Leagues. He holds several Dukes records including most runs, hits, at bats, and games played in a season.

Davey Lopes (1972) - Second Base

MAJORS: Los Angeles Dodgers 1972-81, Oakland Athletics 1982-84, Chicago Cubs 1984-86, Houston Astros 1986-87

HIGHLIGHTS: Lopes hit 28 homers with 73 RBI in 1979 while playing in 153 games. He spent 16 seasons in the Majors.

Jose Offerman (1990-1991, 1994) - Shortstop

MAJORS: Los Angeles Dodgers 1990-95, Kansas City Royals 1996-98, Boston Red Sox 1999-2002, Seattle Mariners 2002, Minnesota Twins 2004, Philadelphia Phillies 2005, New York Mets 2005

HIGHLIGHTS: A 15-year Big-League veteran, Offerman was a Major League All-Star in 1995 and 1999.

Ron Cey (1972) - Third Base

MAJORS: Los Angeles Dodgers 1971-82, Chicago Cubs 1983-86, Oakland Athletics 1987

HIGHLIGHTS: Cey had 30 homers with 110 RBI in 1977 and 24 homers or more seven times. In 17 seasons, he played in 2,073 games and batted .261.

Raul Mondesi (1991-1993) - Outfield

MAJORS: Los Angeles Dodgers 1993-99, Toronto Blue Jays 2000-2002, New York Yankees 2002-03, Arizona Diamondbacks 2003, Pittsburgh Pirates 2004, Anaheim Angels 2004, Atlanta Braves 2005

HIGHLIGHTS: In 1994, Mondesi became the third former Duke in as many years to win National League Rookie of the Year (Eric Karros won in 1992, Piazza won in 1993).

Pedro Guerrero (1977-1979, 1988) - Outfield

MAJORS: Los Angeles Dodgers 1979-88, St. Louis Cardinals 1988-92

HIGHLIGHTS: In 15 seasons, Pedro hit .300 with 215 homers. He had more than 30 homers three times and knocked in 100 runs or more three times.

Jeff Leonard (1976, 1978) - Outfield

MAJORS: Los Angeles Dodgers 1977, Houston Astros 1978-81, San Francisco Giants 1981-88, Milwaukee Brewers 1988, Seattle Mariners 1989-90

HIGHLIGHTS: In 1984, hit .302 with 21 homers and 86 RBI. He drove in 723 runs in 14 seasons.

Mike Piazza (1992) - Catcher

MAJORS: Los Angeles Dodgers 1992-98, Florida Marlins 1998, New York Mets 1998-05, San Diego Padres 2006, Oakland Athletics 2007

HIGHLIGHTS: The Hall of Fame catcher had 427 home runs and 1,335 RBI in his 16 Big League years.

Orel Hershiser (1982-1983) - Pitcher

MAJORS: Los Angeles Dodgers 1983-94, 2000, Cleveland Indians 1995-97, San Francisco Giants 1998, New York Mets 1999

HIGHLIGHTS: Hershiser won the Cy Young Award in 1988 and had a 204-150 career record. He holds the Major League mark for consecutive scoreless innings, 59 in 1988.

Pedro Martinez (1991-1993) - Pitcher

MAJORS: Los Angeles Dodgers 1992-93, Montreal Expos 1994-97, Boston Red Sox 1998-2004; New York Mets 2005-08, Philadelphia Phillies 2009

HIGHLIGHTS: Martinez won the Cy Young Award in 1997, 1999, and 2000. He set the all-time Major League record for lowest batting average against (.167) in 2000.

Sid Fernandez (1982) - Pitcher

MAJORS: Los Angeles Dodgers 1983, New York Mets 1984-93, Baltimore Orioles 1994-95, Philadelphia Phillies 1995-96, Houston Astros 1997

HIGHLIGHTS: Five seasons with an ERA below 3.00. Recorded more than 180 strikeouts six times and 114-96 record.

John Wetteland (1989-91) - Pitcher

MAJORS: Los Angeles Dodgers 1989-91, Montreal Expos 1992-94, New York Yankees 1995-96, Texas Rangers 1997-2000

HIGHLIGHTS: During his 12 year Major League career, Wetteland amassed 330 saves.

John Franco (1982-1983) - Pitcher

MAJORS: Cincinnati Reds 1984-89, New York Mets 1990-2004, Houston Astros 2005

HIGHLIGHTS: Franco had 424 saves, the most ever by a lefty. He had eight seasons with 30 saves or more and had a 2.89 ERA.



Created in 2007 at the Triple-A All-Star Fiesta, the Albuquerque Professional Baseball Hall of Fame honors players, managers, teams, executives, and media members who have made a significant contribution to the development and success of the Nation's Pastime in the city of Albuquerque.

Inductees to the Hall of Fame are determined by a special selection committee consisting of local Albuquerque baseball experts, led by Isotopes General Manager John Traub.



Tommy Lasorda - Inducted in 2007

*Manager, Albuquerque Dukes (1972)
Pacific Coast League*

Managed first Triple-A club to call Albuquerque home and led the 1972 Dukes to a 92-56 record and the Pacific Coast League Championship. The 1972 team included OF Von Joshua, 3B Ron Cey, OF Larry Hisle, 2B Davey Lopes, OF/1B Tom Paciorek, and pitchers Doug Rau, Geoff Zahn, and Charlie Hough. Went on to become the third base coach of the parent Los Angeles Dodgers from 1973-76 and manager of the Dodgers from 1976-1996. Won National League pennant in 1977 and 1978. Won World Series in 1981 and 1988. Inducted into the National Baseball Hall of Fame in 1997. Led USA to a gold medal at the 2000 Summer Olympics in Sydney, Australia.

1981 Dukes Team - Inducted in 2008

Pacific Coast League



Manager Del Crandall's team was recognized by Minor League Baseball as being the 11th best team in Minor League history after compiling a 94-38 record and winning the Pacific Coast League championship. The Dukes were led by Triple Crown winner Mike Marshall (.373, 34 HR, 137 RBI), second baseman Jack Perconte (.346 with 45 stolen bases), and outfielders Rudy Law (.335 with 56 stolen bases) and Candy Maldonado (.335, 21 HR, 104 RBI). Pitching staff was led by RHP Ted Power (18-3), RHP Brian Holton (16-6), LHP Ricky Wright (14-6), RHP Bill Swiacki (11-5), and RHP Alejandro Pena (22 saves).



Del Crandall - Inducted in 2008

*Manager, Albuquerque Dukes (1978-83)
Pacific Coast League
Manager, Albuquerque Dodgers (1969-70)
Texas League*


All-time winningest manager in Triple-A Dukes history, leading his clubs to a .600 winning percentage in 785 games. Managed the Dukes to four Pacific Coast League championships (1978, 80, 81, and 82). Was the skipper of the 1981 team that went 94-38, won the PCL title, and was named by Minor League Baseball as the 11th best team in Minor League history. Named *The Sporting News* Manager of the Year. Led the Double-A Albuquerque Dodgers in 1969 and 1970, and was named the Texas League Manager of the Year in 1970 when his club won the league championship (83-52).



Mike Marshall - Inducted in 2008

*First Baseman/Outfielder, Albuquerque Dukes (1981-82)
Pacific Coast League*

Had one of the best seasons in Minor League Baseball history in 1981, winning the Triple Crown and leading the Dukes to the Pacific Coast League championship. Named 1981's Player of the Year by *The Sporting News* and the National Association of Professional Baseball Leagues. Was also named to several post-season All-Star teams. Won the '81 Pacific Coast League Most Valuable Player award after batting .373 with 34 home runs and 137 RBI. Batted .388 with 14 homers and 58 RBI in 66 games the following season before earning a promotion to Los Angeles.




Hershel Martin - Inducted in 2008

*Outfielder/Manager, Albuquerque Dukes (1948-51)
West Texas-New Mexico League*

The teams he managed never won fewer than 82 games and amassed a .603 winning percentage in 568 career games. Won league championships in 1949 and 1950. As an outfielder, he batted .425 with a league-leading 61 doubles in 1948.



ALBUQUERQUE PROFESSIONAL BASEBALL HALL OF FAME



Pat McKernan - Inducted in 2008

*President/General Manager
Albuquerque Dukes (1979-2000)*

Three-time Pacific Coast League Executive of the Year (1981, 1982, 1991) and two-time winner of Minor League Baseball's President's Trophy (1985, 1991). Named Minor League Baseball's "King of Baseball" in 2000 after running the Dukes for 21 years. Honored several times by the Albuquerque Sports Hall of Fame, culminating with his induction in 2000.



Tom Bolack / John McMullan - Inducted in 2008

Farmington businessman Tom Bolack purchased the Dukes in 1956 and owned/operated the team until 1963. Moved Dukes from Class C West Texas-New Mexico League to Class B Texas League. John McMullan was a local Albuquerque businessman who worked hand-in-hand with Bolack to promote baseball in this community and helped forge the great relationship between Albuquerque and the Los Angeles Dodgers.



JD Kailer - Inducted in 2008

*Sports Editor, Albuquerque Journal
1950-59*

An ambassador and supporter of baseball in Albuquerque for five decades, J.D. Kailer served as Sports Editor of the *Albuquerque Journal* from 1950 to 1959 before working at KOAT-TV from 1959 to 1963 while also reporting sports for KDF radio from 1960 to 1969. From 1968 to 1978, he was an integral part of the Dukes of Albuquerque support group that was instrumental in the success of the Dukes.



1972 Dukes Team - Inducted in 2009

Pacific Coast League

Manager Tommy Lasorda's team amassed a 92-56 record and won the Pacific Coast League championship, the first of eight for the franchise. The club featured, among others, future Major League stars Burt Hooton, Charlie Hough, Larry Hise, Tom Paciorek, and Von Joshua and is considered by many to be one of the best Minor League squads in baseball history. The 1972 club was the first Triple-A team to call Albuquerque home.



Dennis Lewallyn - Inducted in 2009

*Pitcher, Albuquerque Dukes (1975-80)
Pacific Coast League*

The Albuquerque Dukes' all-time leader in career wins (74), games (232), and saves (51). Was named the 1980 Pacific Coast League Most Valuable Player with a 15-2 record, 2.13 ERA, one shutout, and 24 saves. Recorded at least 10 wins in five of his six seasons with the Dukes, including two seasons in which he won 13 games and two in which he won 15 games.




Tom Paciorek - Inducted in 2009

*Outfielder / Infielder, Albuquerque Dukes (1972)
Pacific Coast League*

Named Minor League Baseball's 1972 Player of the Year by *The Sporting News* was also honored as the Pacific Coast League's Most Valuable Player in 1972 after batting .307 with 27 home runs and 107 RBI. He led the PCL in at bats (605), hits (186), total bases (310), and home runs. Also belted four home runs in the inaugural World Baseball Championship held in Hawaii in 1972.





Jesse Priest - Inducted in 2009

*Pitcher, Albuquerque Dukes (1951-52)
West Texas-New Mexico League*


Recorded a 38-13 record over two seasons with the Dukes, including a 19-4 record with a 3.15 ERA in 1951. Tied a league record in 1951 with 17 consecutive wins. Went 19-9 in 1952 with a 3.06 ERA.



Charlie Blaney - Inducted in 2010

*General Manager, Albuquerque Dukes (1972-74)
Pacific Coast League
General Manager, Albuquerque Dodgers (1969-71)
Texas League, Dixie Association*

Affable General Manager Charlie Blaney was primarily responsible for bringing Triple-A baseball to Albuquerque, convincing the Dodgers to move their top affiliate from Spokane, WA to the Duke City. Once here, Blaney held a contest to decide the team's name, Dukes or Dodgers, which was easily won by the Dukes. Presided over one of the greatest teams in Minor League Baseball history, the 1972 squad that was managed by Tommy Lasorda and won the PCL Championship. Named Double-A Executive of the Year in 1969 and Pacific Coast League Executive of the Year in 1974.



Jack Perconte - Inducted in 2010

*Infielder, Albuquerque Dukes (1979-81, 1987)
Pacific Coast League*

Popular infielder played 509 games for the Dukes over four total seasons. Tied for the franchise lead in runs scored with 363 and singles with 467. Batted .346 and stole 45 bases for the 1981 PCL Champion Dukes, considered to be one of the best teams in Minor League Baseball history.



Mike Roberts - Inducted in 2010

*Broadcaster, Albuquerque Dukes (1982-99)
Albuquerque Isotopes (2003-2005)
Pacific Coast League*

The "Voice Of The Dukes," and a local broadcasting legend, was a mainstay behind the microphone for the Dukes for 17 years. Was the voice of the team during one of the most successful periods in team history, calling seven different playoff clubs and four PCL Championships. Helped usher in a new era of Albuquerque professional baseball by working in the booth during the Isotopes' first three seasons of existence.



Joe Simpson - Inducted in 2010

*Outfielder, Albuquerque Dukes (1974-78)
Pacific Coast League*

Played parts of five seasons with the Dukes, batting .304 in 521 total games. Is the Dukes career leader in at bats with 1,994, hits with 607, and triples with 35. Tied for the franchise lead in runs with 363, and singles with 467. Batted .309 and racked up a team-high 88 walks while helping lead the Dukes to a 1978 PCL Co-Championship.



Ted Power - Inducted in 2011

*Pitcher, Albuquerque Dukes (1979-1982)
Pacific Coast League*

Over four seasons in Albuquerque, recorded an incredible 41-19 record with a 4.29 ERA in 85 games, power baseball card 83 of which were starts. Hurlled 15 complete games in his four seasons with the Dukes. The anchor of the Dukes' stalwart 1981 pitching staff, went 18-3 with a 3.56 ERA and winning his last nine decisions en route to the Pacific Coast League's Post-Season All-Star team. His 18 victories in 1981 mark the Dukes' all-time single-season record for wins.

Organization

2026 Isotopes

2025 In Review

Colorado Rockies

Opponents

Isotopes Records

ABQ Pro Baseball

History

Media Information



ALBUQUERQUE PROFESSIONAL BASEBALL HALL OF FAME



Brian Traxler - Inducted in 2011

First Baseman, Albuquerque Dukes (1989-93, 1995)

Pacific Coast League

The perennial fan favorite played six seasons in a Dukes uniform and was selected by the fans as the Dukes' most popular player three times – in 1992, 1993, and 1995. He batted .302 lifetime for Albuquerque in a Dukes' record 544 games with 49 home runs and 282 RBI. He was the Dukes' all-time franchise leader in doubles (122) and total bases (829).



Jason Wood - Inducted in 2011

Infielder, Albuquerque Isotopes (2003-2006, 2008)

Pacific Coast League

A consummate professional on and off the field, he is the modern day Albuquerque professional baseball leader in games played (587), at bats (2,087), runs batted in (328), and total bases (894). He also ranks in the top five in the history of professional baseball in the Duke City in hits (588), runs scored (316), doubles (102), and home runs (60). He was selected as the Isotopes Most Valuable Player by his teammates three times (2003, 2005, 2006) and is the Isotopes all-time franchise leader in games played, hits, RBI, and at bats. A fixture at third base for most of his time in an Isotopes uniform, "Woody" was also a fan favorite due to his work ethic and ability to come through in clutch situations. On May 15, 2016, Wood became the first Isotope to have his jersey retired.



Sid Bream - Inducted in 2012

First Baseman, Albuquerque Dukes (1982-1985)

Pacific Coast League

Before embarking on a 12-year Major League career, Bream played parts of four seasons with the Dukes from 1982-85, batting a combined .336 with 70 home runs and 267 RBI in 340 games. In 1983, Bream lead the Pacific Coast League with 32 home runs and drove in a league-high 118 runs. Scored the winning run in Game 7 of the NLCS that sent the Atlanta Braves to their second consecutive World Series in 1992.



Greg Brock - Inducted in 2012

First Baseman, Albuquerque Dukes (1982, 1984)

Pacific Coast League

Brock holds the Albuquerque Triple-A record for home runs (44) and RBI (138) in a season coming in 1982, the same year he also racked up a record 318 total bases. In parts of two seasons with the Dukes, 1982 and 1984, Brock batted .311 in 159 games.



Kevin Kennedy - Inducted in 2012

Catcher, Albuquerque Dukes (1982-83; managed from 1989-91)

Pacific Coast League

Kennedy was a standout catcher for the Dukes in 1982 and 1983 before going on to become the manager of Albuquerque from 1989-1991. In three seasons at the helm of the Dukes, Kennedy amassed a 251-171 record and guided Albuquerque to a PCL Championship in 1990.



Carlos Salazar - Inducted in 2012

Sports Writer, Albuquerque Tribune

1946-1996

Jon Carlos Salazar worked at the *Albuquerque Tribune* from 1946-1996 and covered the Dukes for 27 seasons, becoming the first writer to be inducted to the Albuquerque Sports Hall of Fame in 1987. Before he passed away in 1998, Salazar was issued a lifetime pass by Major League Baseball in recognition of his contributions to the game, both in Albuquerque and beyond.






Billy Ashley - Inducted in 2013

Outfielder, Albuquerque Dukes (1992-94, 1996)

Pacific Coast League

Ashley played in 264 career games for the Dukes (1992-94, 96) and posted a .309 batting average with 224 RBI over those seasons. Leading the Pacific Coast League in back-to-back years (93, 94) with 26 and 37 home runs, respectively, the power-hitting outfielder blasted 61 career homers as a Duke. He also received Topps Triple-A All-Star and PCL All-Star honors in 1993 and 1994, even being named *Baseball America's* Triple-A Player of the Year, the Dodgers' Minor League Player of the Year, and the PCL MVP in 1994.



Charlie Hough - Inducted in 2013


Pitcher, Albuquerque Dukes (1972)

Pacific Coast League

Pitcher, Albuquerque Dodgers (1967-69, 71)

Texas League

Hough led the 1971 Albuquerque Dodgers with seven complete games and was second on the club with 113 strikeouts. The knuckleballer appeared in a team high 58 games for the 1972 Dukes, was second on the squad with 14 saves and tied the team lead with 14 wins.



Geoff Zahn - Inducted in 2013


Pitcher, Albuquerque Dukes (1972-73)

Pacific Coast League

Pitcher, Albuquerque Dodgers (1969, 1971)

Texas League, Dixie Association

A member of the Double-A Dodgers (1969, 1971) and Triple-A Dukes (1972-73), Zahn compiled a 40-24 record with a 3.14 ERA in 87 career games for Albuquerque in the Texas League, Dixie Association, and Pacific Coast League. He went 10-1 in 1972 record and led the team in winning percentage (.909) that season. In 1973, he went 13-8 with a 3.05 ERA with 12 complete games and 103 strikeouts. He recorded 29 complete games in 78 career starts for Albuquerque.



Steve Lagomarsino - Inducted in 2013

Pitcher, Albuquerque Dukes (1950-51)

West Texas-New Mexico League

Lagomarsino appeared in 78 games (27 starts/328.0IP) for the Dukes in 1950-51, posting an 18-16 record. In addition to his time as a Duke in the West Texas-New Mexico League, Lagomarsino is best known for serving 26 years with the New Mexico State Police Department, having risen to the rank of Deputy Chief.



Von Joshua - Inducted in 2014

Outfielder, Albuquerque Dodgers (1968)

Texas League

Outfielder, Albuquerque Dukes (1972)

Pacific Coast League

Coach, Albuquerque Dukes (1988-1992)

Pacific Coast League

Batting champion in 1972 after compiling a .337 average in 125 games with nine home runs and 76 RBI for the Dukes, widely considered one of the best clubs in Minor League Baseball history. Batted .298 in 74 games with the Double-A Albuquerque Dodgers in 1968.



Orel Hershiser - Inducted in 2014

Pitcher, Albuquerque Dukes (1982-83)

Pacific Coast League

Recorded a 19-14 record over two seasons with the Dukes, with a cumulative 3.91 ERA and 20 saves in 96 games pitched over the two seasons. Struck out 188 batters in 258.0 innings pitched for the Dukes. Helped lead Albuquerque to consecutive playoff appearances and the Pacific Coast League Championship in 1982.



ALBUQUERQUE PROFESSIONAL BASEBALL HALL OF FAME




Terry Collins - Inducted in 2014

Infielder, Albuquerque Dukes (1977-78, 1980, 1984)

Pacific Coast League

Manager, Albuquerque Dukes (1983-88)

Managed the 2nd most number of games (780) in the history of the Triple-A Albuquerque Dukes, earning a 388-392 cumulative record from 1983 through 1988. Led the Dukes to three post-season appearances (1983, 1987, 1988) in his five-year tenure at the helm of the Dodgers' Triple-A club. His 1987 club won the Pacific Coast League Championship with a 77-65 record. Won 163 games in his final two seasons as the Dukes' manager.



Charlie Manuel - Inducted in 2015

Outfielder, Albuquerque Dukes (1974-75)

Pacific Coast League

In his two years with the Dukes, Manuel combined for 221 hits and a .327 batting average in 210 games played. He also recorded 166 RBI and 122 runs scored during his time in Albuquerque. Manuel belted a career high 30 home runs in 1974, followed by a 16-homer season in 1975. His .601 slugging percentage in 1975 was tops in the Pacific Coast League. Manuel played six seasons at the Major League level, before going on to enjoy a 12-year managerial career that included a World Series title with the Philadelphia Phillies in 2008.



Paul Konerko - Inducted in 2016

Infielder, Albuquerque Dukes (1996-98)

Pacific Coast League

Konerko played in 158 games over parts of three seasons with the Dukes from 1996-98, compiling impressive totals of 44 home runs, 155 RBI, and a cumulative .334 batting average. The most prolific season in his Minor League career came in 1997, when he was named the PCL's MVP after hitting 37 home runs and knocking in 127 runs, the 3rd highest single season total in Albuquerque Professional Baseball history. Konerko is best known for his 16 seasons spent with the White Sox where he was a six time AL All-Star, captaining Chicago from 2006-14. He was a key contributor to their 2005 World Series Championship, earning ALCS MVP honors.



Stu Walker - Inducted in 2016

Public Address, Albuquerque Isotopes (2003-15)

Pacific Coast League

Walker was the voice of Isotopes Park from the franchise's Inaugural Season in 2003 until he passed away in 2015. His voice was synonymous with professional and amateur sports in the Land of Enchantment. Not only was Stu a fixture at nearly 700 Isotopes games, he announced UNM football, basketball, and soccer games for two decades and also was the voice for high school championship games for the New Mexico Activities Association. Despite his success in his seasonal job as public address announcer, Stu was most proud of the work he did with students at Manzano High School.



Ramon Martinez - Inducted in 2017

Pitcher, Albuquerque Dukes (1988-89)

Pacific Coast League

The eldest of the Martinez brothers, Ramon was also the first to pitch in Albuquerque, appearing for the Dukes during the 1988 and 1989 seasons. The 1989 season was a breakout year for Ramon, going 10-2 with a 2.79 ERA en route to being named a PCL Mid-Season and Post-Season All-Star. His 10.1 strikeouts per nine innings in 1989 are the best in Albuquerque Triple-A history among pitchers with at least 18 starts, compiling 176 strikeouts in 28 games.



Pedro Martinez - Inducted in 2017

Pitcher, Albuquerque Dukes (1991-93)

Pacific Coast League

Martinez appeared in parts of three seasons with the Dukes, toeing the rubber in Albuquerque from 1991-93. After making his Triple-A debut in 1991, Pedro was named a PCL All-Star in 1992, leading the Dukes with 20 starts and 124 strikeouts that season. He started Opening Day for the Dukes in 1993, however, that was his last appearance in the Minor Leagues for the next 17 years. Pedro Martinez was inducted into the National Baseball Hall of Fame in 2015.





Jesus Martinez - Inducted in 2017

*Pitcher, Albuquerque Dukes (1995, 1993)
Pacific Coast League*

Jesus, the youngest of the Martinez brothers, played in Albuquerque for two non-consecutive seasons in 1995 and 1997. After appearing for the Dukes in two games in 1995, he spent the entire 1997 season in Albuquerque. His .875 winning percentage (7-1) was the highest among Dukes pitchers in 1997 and was good for 4th best in the PCL.



Dean Treanor - Inducted in 2018

*Manager, Albuquerque Isotopes (2003, 2005-08)
Pitching Coach, Albuquerque Dukes (2000)
Pacific Coast League*

Treanor is the all-time winningest manager in Isotopes history, leading the club to a 362-353 (.506) record during his five years at the helm (2003, 05-08). In 2003, the club's inaugural season, Treanor led the Isotopes to their first division title. His 715 games managed are the most in Isotopes history. A fixture in the community during his time in Albuquerque, the San Luis Obispo, Calif. native was named the Most Community-Minded Isotope in 2008. The Isotopes were not Treanor's first assignment in Albuquerque as he served as pitching coach of the 2000 division champion Albuquerque Dukes (86-58) which saw the pitching staff compile a 4.48 ERA.



Dave Stewart - Inducted in 2022

*Pitcher, Albuquerque Isotopes (1977, 1979-80)
Pacific Coast League*

One of the dominant starting pitchers in Dukes history, "Smoke" won 27 games in 2+ seasons, including a Pacific Coast League-leading 15 victories in 1980, the third-most in Dukes single season history. He compiled a 27-22 record with 16 complete games, 230 strikeouts and a 4.40 ERA in 60 games (56 starts) in his Albuquerque career. His 202.0 innings pitched in 1980 were the second-highest single season in franchise history, as he led the Dukes to the PCL championship that season. He went on to enjoy an illustrious 16-year Major League career with the Dodgers, Rangers, Phillies, Athletics and Blue Jays, winning 168 games and becoming a three-time World Series champion (LAD - 1981, OAK - 1989, TOR - 1993). Was named World Series Most Valuable Player in 1989 and twice was the MVP of the American League Championship Series (1990, 1993).



Ron Cey - Inducted in 2022

*Third Baseman, Albuquerque Dodgers (1969-70)
Texas League (Double-A)
Third Baseman, Albuquerque Isotopes (1972)
Pacific Coast League (Triple-A)*

A cornerstone of the longest-tenured infield in Major League history, he honed his skills as one of the most productive players to ever play in Albuquerque. He led the 1970 Dodgers with 22 doubles and ranked first on the 1972 Dukes in games played (142), hits (163), home runs (23), RBI (103) and walks (117). His .331 average in 1970 and .329 average in 1972 both ranked second on the respective clubs. "The Penguin" enjoyed a prolific 17-year Major League career with the Dodgers, Cubs and A's, belting 316 home runs with 1,139 RBI in 2,073 games. He was a six-time National League All-Star and was named co-Most Valuable Player of the 1981 World Series when the Dodgers defeated the New York Yankees in six games. (LAD - 1981, OAK - 1989, TOR - 1993). Was named World Series Most Valuable Player in 1989 and twice was the MVP of the American League Championship Series (1990, 1993).



Richard "Dick" Moots - Inducted in 2022

Graphic Designer

Designer of the iconic Albuquerque Dukes logo, which quickly became synonymous with one of the most successful Minor League Baseball Triple-A franchises in the country. The Dukes' friendly conquistador graphic remains an important part of Albuquerque culture and has been a symbol for the Duke City itself for generations. An award-winning artist, Mr. Moots also designed the Dukes mascot, uniform lettering and program covers, as well as the first official logo for the Albuquerque International Balloon Fiesta.



ALBUQUERQUE PROFESSIONAL BASEBALL HALL OF FAME



John Ely - Inducted in 2023

*Pitcher, Albuquerque Isotopes (2010-12)
Pacific Coast League*

John Ely played parts of three seasons with the Isotopes (2010-12) and is the franchise's career leader in victories (26), tied for the most innings pitched (381.0), complete games (4) and shutouts (2). His 320 career strikeouts as an Isotopes pitcher ranks second all-time and his 65 starts is third on the career ledger. His dominant 2012 season remains the best season ever by an Isotopes hurler. Ely registered just the third Triple Crown by a pitcher in Pacific Coast League history with his 14 wins, 3.20 ERA and 165 strikeouts. That year the right-hander earned mid-season and post-season PCL All-Star Team laurels and was named the Isotopes and Los Angeles Dodgers Minor League Pitcher of the Year as well as PCL Pitcher of the Year.



Gary Herron - Inducted in 2023

Official Scorer

Gary Herron began his tenure as an official Minor League Baseball scorekeeper with the Albuquerque Dukes in 1983 and has scored over 1,700 games, including 1,004 contests for the Dukes (1983-1999) and 650-plus games and counting for the Isotopes (2003-present). Additionally, he was the scorekeeper for both the 1993 and 2007 Triple-A All-Star Games held in Albuquerque. Herron, a local journalist, has also authored two books detailing the rich history of baseball in Albuquerque and throughout the state of New Mexico. His journalism career began at the Valencia County News-Bulletin in 1979 and he has served as the Sports Editor for the Rio Rancho Observer since 2000. The Albuquerque native spent time in the KOB-TV newsroom and has over a decade of radio experience.



Mike Scioscia - Inducted in 2024

*Catcher, Albuquerque Dukes (1979-80)
Manager, Albuquerque Dukes (1999)
Pacific Coast League*

Mike Scioscia, a 1st round selection (19th overall) in 1976 by the Los Angeles Dodgers, played parts of two years with the Albuquerque Dukes from 1979-80. Over 195 games with Albuquerque, he tallied a .334 batting average, 45 doubles, 208 hits and 101 RBI. His 143 games played in 1979 for the Dukes is tied for second-most in a single season in Albuquerque Triple-A history. After his promotion to Los Angeles in 1980, Scioscia spent 13 years with the Dodgers (1980-92), winning the World Series in 1981 and 1988. A two-time All-Star in 1989 and 1990, Scioscia registered a .259 career batting average with 1,131 hits. As a manager, Scioscia guided the Dukes in 1999 (65-74) before spending 19 years (2000-18) as manager for the Anaheim/Los Angeles Angels.



A.J. Ellis - Inducted in 2025

*Catcher, Albuquerque Isotopes (2009-11 and 2014)
Pacific Coast League*

A.J. Ellis, an 18th round draft pick by the Los Angeles Dodgers in 2003, played in 169 games with the Isotopes from 2009-11 and 2014, the sixth-most all-time amongst Isotopes catchers. His .991 fielding percentage is the second-highest by Isotopes backstops, recording only 10 errors in 1,187 chances behind the plate. Ellis also ranks fourth among all-time Isotopes catchers in innings caught, fourth in putouts and sixth in caught stealing percentage. He played 11 seasons in the Major Leagues with Los Angeles (N.L.), Philadelphia, Miami and San Diego, including three playoff appearances with the Dodgers. Ellis caught Clayton Kershaw's 2014 no-hitter and set the Dodgers record for longest Post-Season hit streak at 12 games from 2014-14.



Franklin Stubbs - Inducted in 2025

*Outfielder, First baseman, Albuquerque Dukes (1983-85)
Hitting Coach, Albuquerque Isotopes (2013-14)
Pacific Coast League*

Franklin Stubbs, a 1st round selection (19th overall) in 1982 by the Los Angeles Dodgers, played parts of three years with the Albuquerque Dukes from 1983-85. Over 237 games with Albuquerque, tallied a .285 batting average, 53 homers, and 175 RBI. His 53 career homers rank sixth on the Dukes' all-time list and tied for 10th on the all-time Albuquerque Triple-A list. On June 2, 1983, vs. Phoenix, Stubbs belted four homers in one game, including two in the second inning. In 1985, he swatted 32 dingers while driving in 93 runs, both ranking second in the Pacific Coast League. Stubbs also stole 23 bases and was the only 20/20 player in the league that season. He played 10 seasons in the Major Leagues with Los Angeles (N.L.), Houston and Milwaukee, compiling 104 home runs. Stubbs was part of the 1988 World Series Champion Dodgers squad, starting at first base during all five World Series games. He also served as the Isotopes hitting coach during the club's final two seasons as a Los Angeles Dodgers affiliate (2013-14), mentoring young Joc Pederson to a 30/30 season and the 2014 Pacific Coast League Most Valuable Player and Rookie of the Year awards.



A photograph of Chase Dollander, a baseball player, wearing a purple Colorado Springs Isotopes uniform. He is wearing a purple cap with a white star logo and a purple jersey with "ISOTOPES" written across the chest. He is looking slightly to the right of the camera. A microphone with a blue and white logo is visible in the lower-left foreground. The background is a blurred green field and a chain-link fence.

Chase Dollander

talks to local media prior to the Isotopes' Home Opener on April 1. He made just one start for Albuquerque before making his Major League debut for Colorado on April 6 against the Athletics

IA I O A 10

MEDIA POLICIES



Forest Stulting
Manager, Public Relations



Ryne Sypowicz
Manager, Video
Operations and Production



Joe Traub
Coordinator, Public Relations

CREDENTIALS

Applications for working media credentials to accredited members of news-gathering organizations should be emailed to Forest Stulting on company letterhead at least 24 hours in advance.

Email: fstulting@abqisotopes.com

Only Isotopes, MLB, and Colorado Rockies-issued working media credentials will be recognized. Credentials are non-transferable and can be picked up with a valid photo ID at the Will Call window at Isotopes Park. Credentials must be worn and visible at all times.

ACCESS TO CLUBHOUSE

The Isotopes' clubhouse is open to media for every Tuesday home game at the completion of batting practice (approximately 4:00-4:45 pm). The Visitor's clubhouse is closed to the media. Visiting player interviews are upon request only and conducted in the first base dugout.

ACCESS TO FIELD AND DUGOUTS

The field and dugouts must be cleared 30 minutes prior to each game. Access is limited to credentialed media and Isotopes staff only. No media will be allowed in fair territory or beyond the first and third base lines.

ACCESS TO STADIUM

All credentialed media must enter the stadium through McKernan Hall, located behind home plate.

AUTOGRAPH POLICY

Under no circumstances are any credentialed media members permitted to seek autographs, personal photographs, baseballs, bats, etc. on the field of play. Violation of this policy will result in the dismissal of the media member from Isotopes Park and confiscation of the violator's media credentials.

DRESS CODE

The media should dress in an appropriate and professional manner proper for a business casual work environment when in dugouts, press box, and on the field.

INTERVIEWS

All interviews should be arranged with Isotopes Public Relations Department. The field staff and players are usually available before and after batting practice, as well as after each game. All pre-game interviews must be completed 60 minutes prior to game time. No one is permitted to interview starting pitchers pre-game on the day of their start.

MEDIA GUIDES

Media guides can be found online at abqisotopes.com under Virtual Press Box. Additionally, there will be a limited number of printed media guides in the press box for in-game use. Anyone needing more information should contact the Isotopes Public Relations Department.

MEDIA NOTES

Pre-game notes and statistics will be available in the press box. Box scores will be available immediately following the game. Anyone needing more information should contact the Isotopes Public Relations Department.

PARKING

Press passes are **not** to be used as parking passes. Parking passes will be issued on an individual basis, subject to Isotopes approval.

PHOTOGRAPHERS

Still photographers may work from either stationary locations adjacent to both dugouts, on the main concourse or from the working press box. Television cameras are also permitted to film in both areas, provided permission has been granted from the Isotopes. All photographers must have credentials showing at all times.

PRESS BOX

The press box is open to all credentialed working members of the media. It is located behind home plate on the fourth level of Isotopes Park, accessible from the center elevator and staircase. The press box phone number is: (505) 222-4093.





Audio of all 150 Isotopes games are streamed live on www.abqisotopes.com. Isotopes games can once again be heard live on Sports Radio 610 KNML as well as on 95.9 FM.

Carrying Isotopes games since the team's inception in 2003, KNML previously served as the flagship station for the Albuquerque Dukes during the 1997 and 1999 seasons. Sports Radio 610 KNML carries national programming such as the Jim Rome Show and Infinity Sports Network as well as all-local fare with "The Opening Drive" hosted by Jeff Siembieda and J.J. Buck in the morning and "Unfiltered with Kenny Thomas" in the afternoon. The Cumulus Radio Group, which owns KNML and seven other stations, has been the radio home of Albuquerque Baseball since 1982. Isotopes broadcasts will start 20 minutes before game time with the Isotopes pre-game show.

THE VOICE OF THE ISOTOPES, JOSH SUCHON



Josh Suchon became the third lead radio play-by-play announcer in Albuquerque Isotopes history when he took over in March 2013. He brings extensive baseball experience and a unique multi-media background to the Isotopes radio booth.

Suchon made his MLB play-by-play debut in 2025, calling games on July 18-19 between the Minnesota Twins and Colorado Rockies on the KOA Rockies Radio Network.

Along with Jesse Goldberg-Strassler of the Lansing Lugnuts, he's the co-founder and co-host of the YouTube series "Crafting the Call" dedicated to the craft of baseball play-by-play announcing.

His career began as a newspaper reporter at The Oakland Tribune, where he worked from 1997-2007, including the final seven years as a traveling Major League Baseball writer who covered the Oakland Athletics (2004-06) and San Francisco Giants (2000-2003).

Suchon switched from writing to broadcasting in 2007. His first stop was the play-by-play announcer for the Modesto Nuts (Rockies) in the High-A California League for AM 970 ESPN Radio. He also voiced morning sports updates, the high school football game of the week, and co-hosted an afternoon show, "JJ, Josh and the Mouth."

Next, he was the co-host of "Post Game Dodger Talk" on 790 KABC in Los Angeles and the reporter on the Dodgers Radio Network from 2008-11. Suchon and co-host Ken Levine were named the second-best local sports talk show by the LA Daily News in 2008 and the third best in 2009 and 2010. Suchon also broadcasted Dodgers spring training games on radio and TV in those years.

When the Rockies played an exhibition game at Isotopes Park in 2019, Suchon was the play-by-play announcer, along with analyst Ryan Spilborghs, on AT&T Sports Rocky Mountain. His play-by-play credits include Dodgers spring training games, UNM Lobos women's basketball, college and high school sports on ESPNU and ESPN3; and men's basketball on Mountain West Digital and WCC Digital.

Suchon is the author of three books: "This Gracious Season: Barry Bonds & The Greatest Year in Baseball" about Bonds' record-breaking, 73-homer season in 2001; "Miracle Men: Hershiser, Gibson and the Improbable 1988 Dodgers" published in 2013; and "Murder in Pleasanton: Tina Faelz and the Search for Justice," a true-crime book where he revisits his childhood home to uncover the story of a disturbing crime.

Suchon studied Radio-TV journalism at San Diego State University, working at campus newspaper The Daily Aztec and campus radio station KCR. Suchon interned at ESPN in the Summer of 1995 in Bristol, CT.

Josh is available to speak to civic, business, and other community groups. Please contact our Community Relations Department via e-mail to book him for your upcoming event.

Albuquerque Baseball Announcers			
2013-Present:	Josh Suchon	1981:	Pete Weber
2006-2012	Robert Portnoy	1980:	Dave Glass and Wayne Hogan
2003-2005:	Bob Socci and Mike Roberts	1976-1979:	Dave Glass
2000:	Rick DeReyes	1974-1975:	Geoff Witcher
1996-1999:	Russ Langer and Mike Roberts	1972-1973:	Ed Mueller
1982-1995:	Jim Lawwill and Mike Roberts		Bold: Isotopes announcers





Video of all 150 Isotopes games are streamed live for free via the Bally Live app. Fans only have to provide a phone number to watch, no account creation is required.



Isotopes games are also streamed live at www.abqisotopes.com via a monthly or yearly subscription to MLB At Bat, which also allows you to watch every out-of-market MLB game, or MiLB.TV. Fans can watch live or on-demand via MLB.TV, MiLB.TV, MiLB.com and the First Pitch app.



Windfire Productions – a video production, engineering and consulting company – has produced all Isotopes games since the inaugural season in 2003. The company was founded by Gary Williams and is now co-owned by Gary and his son, Stephen Williams.



MEDIA OUTLETS

NEWSPAPERS:

Albuquerque Journal
 (505) 823-3900
 (505) 823-3998 Fax
 www.abqjournal.com

Sante Fe New Mexican
 (505) 995-3885
 (505) 986-3067 Fax
 www.santafenewmexican.com

Rio Rancho Observer
 (505) 892-8080
 (505) 986-3067 Fax
 www.observer-online.com

Daily Lobo
 (505) 277-7527
 www.dailylobo.com

TELEVISION:

KOAT-TV
 (505) 884-6324
 (505) 884-6354 Fax
 www.koat.com

KOB-TV
 (505) 764-2453
 (505) 764-2456 Fax
 www.kob.com

KRQE-TV
 (505) 764-5240
 (505) 842-8483 Fax
 www.krqe.com

KLUZ-TV / Univision
 (505) 341-6132
 www.KLUZ.tv

RADIO:

KNML (610 AM / 95.9 FM) / Kkob (770 AM)
 (505) 767-6700
 www.610thesportsanimal.com

ESPN Albuquerque (101.7 FM)
 (505) 994-1017
 www.1017theteam.com



On July 2, 2025, Rio Grande Credit Union Field at Isotopes Park represented New Mexico in ESPN's nationwide SportsCenter: 50 States in 50 Days tour during the Isotopes' 12:05 pm home game vs. El Paso. ESPN anchor Christine Williamson (right) hosted the event at Isotopes Park and interviewed outfielder Sean Bouchard (left) and infielder Aaron Schunk (middle).



PRE-GAME FIELD SCHEDULE

6:05 PM Game Time	On Field	Off Field
Isotopes BP and Infield	3:00 PM	4:05 PM
Visitor BP and Infield	4:05 PM	5:05 PM
Grounds Crew Prep	5:05 PM	5:55 PM
Anthem	5:50 PM	
Plate Meeting	5:58 PM	
6:35 PM Game Time	On Field	Off Field
Isotopes BP and Infield	3:30 PM	4:35 PM
Visitor BP and Infield	4:35 PM	5:35 PM
Grounds Crew Prep	5:35 PM	6:25 PM
Anthem	6:20 PM	
Plate Meeting	6:28 PM	
7:05 PM Game Time	On Field	Off Field
Isotopes BP and Infield	4:00 PM	5:05 PM
Visitor BP and Infield	5:05 PM	6:05 PM
Grounds Crew Prep	6:35 PM	5:55 PM
Anthem	6:50 PM	
Plate Meeting	6:58 PM	
11:05 AM Game Time	On Field	Off Field
Isotopes BP and Infield	8:00 AM	9:05 AM
Visitor BP and Infield	9:05 AM	10:10 AM
Grounds Crew Prep	10:05 AM	10:55 AM
Anthem	10:50 AM	
Plate Meeting	10:58 AM	
12:05 PM Game Time	On Field	Off Field
Isotopes BP and Infield	9:00 AM	10:05 AM
Visitor BP and Infield	10:05 AM	11:05 AM
Grounds Crew Prep	11:05 AM	11:55 AM
Anthem	11:50 PM	
Plate Meeting	11:58 AM	
1:35 PM Game Time	On Field	Off Field
Isotopes BP and Infield	10:30 AM	11:35 AM
Visitor BP and Infield	11:35 AM	12:35 PM
Grounds Crew Prep	12:35 PM	1:25 PM
Anthem	1:20 PM	
Plate Meeting	1:28 PM	

**Times subject to change*



Pacific Coast League Alignment (w/MLB affiliate):

Albuquerque Isotopes (Colorado)
 El Paso Chihuahuas (San Diego)
 Las Vegas Aviators (Athletics)
 Oklahoma City Comets (Los Angeles - NL)
 Reno Aces (Arizona)
 Round Rock Express (Texas)
 Sacramento River Cats (San Francisco)
 Salt Lake Bees (Los Angeles - AL)
 Sugar Land Space Cowboys (Houston)
 Tacoma Rainiers (Seattle)

Triple-A National Championship Past Results (Held in Oklahoma City from 2006-10):

2006: TUCSON (PCL) 5, Toledo (IL) 2
2007: SACRAMENTO (PCL) 7, Richmond (IL) 1
2008: SACRAMENTO (PCL) 4, Scranton/Wilkes-Barre (IL) 1
2009: DURHAM (IL) 5, Memphis (PCL) 4 (11 innings)
2010: COLUMBUS (IL) 12, Tacoma (PCL) 6
2011: COLUMBUS (IL) 8, Omaha (PCL), 3 - Isotopes Park, Albuquerque, NM
2012: RENO (PCL)10, Pawtucket (IL) 3 - Durham Bulls Athletic Park, Durham, NC
2013: OMAHA (PCL) 2, Durham (IL) 1 - Coca-Cola Park, Allentown, PA
2014: OMAHA (PCL) 4, Pawtucket (IL) 2 - BB&T Ballpark, Charlotte, NC
2015: FRESNO (PCL) 7, Columbus (IL) 0 - Southwest University Park, El Paso, TX
2016: SCRANTON/WILKES-BARRE (IL) 3, El Paso (PCL) 1 - AutoZone Park, Memphis, TN
2017: DURHAM (IL) 5, Memphis (PCL) 3 - PNC Field, Moosic, PA
2018: MEMPHIS (PCL) 14, Durham (IL) 4 - Huntington Park, Columbus, OH
2019: SACRAMENTO (PCL) 4, Columbus (IL) 0 - AutoZone Park, Memphis, TN
2020: *Cancelled due to the COVID-19 pandemic*
2021: *Cancelled due to the new Player Development License*
2022: DURHAM (IL) 10, RENO (PCL) 6 - Las Vegas Ballpark, Las Vegas, NV
2023: NORFOLK (IL) 7, OKLAHOMA CITY (PCL) 6 - Las Vegas Ballpark, Las Vegas, NV
2024: SUGAR LAND (PCL) 13, OMAHA (IL) 6 - Las Vegas Ballpark, Las Vegas, NV
2025: JACKSONVILLE (IL) 8, LAS VEGAS (PCL) 7 - Las Vegas Ballpark, Las Vegas, NV

PCL Champions: 10

IL Champions: 8

Organization

2026 Isotopes

2025 In Review

Colorado Rockies

Opponents

Isotopes Records

ABQ Pro Baseball

History

Media Information



