



**SOD
POODLES
BASEBALL
CLUB**

NEWS & NOTES

HODGETOWN

715 S. BUCHANAN ST

AMARILLO, TEXAS 79101

806-803-7762

TWITTER: @SODPOODLES

Sod Poodles PR Department: Director, Cory Hilborne - CoryH@SodPoodles.com, 806-803-8778 - Coordinator: A.J. Bartucca, AJB@SodPoodles.com

Springfield Cardinals (22-28)

RHP Logan Gragg (0-3, 7.55 ERA)

VS.

Amarillo Sod Poodles (23-27)

RHP Jeff Bain (1-2, 5.70 ERA)

Sunday, June 4, 2023 • 6:05 PM CT • HODGETOWN • Radio: KVWE-102.9 FM • Game 51 • Home Game 24

SEASON RESULTS

Date	Site	Result
5/30	SPR	W, 7-1
5/31	SPR	W, 13-8
6/1	SPR	W, 3-2 (7)
6/2	SPR	PPD
6/3 (1)	SPR	L, 5-4
6/3 (2)	SPR	W, 6-1
6/4	SPR	
7/4	@ SPR	
7/5	@ SPR	
7/6	@ SPR	
7/7	@ SPR	
7/8	@ SPR	
7/9	@ SPR	

SPRINGFIELD SERIES CAPSULE

2023 at Home: 4-1
2023 on Road: 0-0
All-Time at Home: 10-7
All-Time on Road: 7-6
All-Time Totals: 17-13

STREAKS

Last 5 Games: 4-1
Last 10 Games: 6-4
Longest 2023 Winning Streak: 5
Longest 2023 Losing Streak: 4 (2x)
All-Time W/L: 221-222

LEAGUE STANDINGS

NORTH (W-L-PCT-GB)

TULSA	34-16 .680 --
ARKANSAS	31-19 .620 3.0
SPRINGFIELD	22-28 .440 12.0
WICHITA	21-28 .429 12.5
NW ARKANSAS	20-30 .400 14.0

SOUTH (W-L-PCT-GB)

SAN ANTONIO	27-23 .540 --
MIDLAND	26-24 .520 1.0
CORPUS CHRISTI	24-26 .480 3.0
AMARILLO	23-27 .460 4.0
FRISCO	21-28 .429 5.5

TEAM LEADERS

AVERAGE: .374 - Bliss
HITS: 71 - Bliss
2B: 15 - Bliss
TRIPLES: 3 (2x) - Bliss, Roberts & Vukovich
HOME RUNS: 7 - Bliss, Lawlar, Tawa & Vukovich
RBI: 27 - Bliss
OBP: .405 - Bliss
STOLEN BASES: 18 - Bliss
SO (P): 52 - Albright
SAVES: 4 - Backhaus
ERA: 2.49 - Saalfhrank
WINS: 3 - Albright

ATTENDANCE

Last: 6,502
Total: 107,509
Average: 5,119
No. of Sellouts: 7

HEY, WE'RE TWINNING: The Amarillo Sod Poodles split their twin bill versus the Springfield Cardinals and walked away with a win in game two following a game one loss...Game one saw the Sod Poodles outhit the Cardinals, 11-8, with **Caleb Roberts** and **A.J. Vukovich** blasting back-to-back homers...**Jordan Lawlar**, **Seth Beer**, **Camden Duzenack** and Vukovich all poked multiple hits with two apiece...**Chad Patrick** started and dealt 5.0 innings of work while allowing two earned runs on five hits and as many walks and four punch outs...The Sod Poodles held the Cardinals to one run with **Deyni Olivero** pumping his first quality start of the season, firing 6.0 innings of one-run, three hit ball while striking out six...**Josh Green** came on and allowed a hit through 1.0 shutout IP...Lawlar and **Tim Tawa** each swatted homers in game two with Roberts collecting the sole multi-RBI performance in the back end of the doubleheader with two...**Jeff Bain** gets the nod for the Sod Poodles today in the finale of their six-game set versus the Cardinals.

CALEB BOMBERTS: Caleb Roberts turned in a 1-for-4 day at the plate in game one with a two-run blast and went 1-for-3 with a triple and two more RBI in game two. It was Roberts' third long ball in 23 games played this season with his last being launched on 5/17 @ Frisco. The lefty-bat has now swatted all of his bombs in 2023 when the team is behind in runs and while there are runners on base. It was his sixth multi-RBI performance this season and his seventh time in his last 10 games played (5/23-6/3) that he has earned at least one RBI. Through 10 games played at HODGETOWN this season, Roberts is slugging .611 with two bombs, as many doubles and triples and seven RBI with his SLG going for the third highest on the club while playing at home (10 G). His triple in game two was his third this season and his second at HODGETOWN which are both tied for first in those categories.

A VUK-LEAR BOMB: A.J. Vukovich went 2-for-4 with a homer in game one and went back-to-back with Caleb Roberts to mark the second time that Amarillo has achieved this in 2023 with Vukovich being on the tail end of both. Vukovich has also gone nuclear in back-to-back games for the second time this season with the last time being logged from 5/5-6 @ Corpus Christi. The 21-year-old is now tied for first on the club in fingers mashed at HODGETOWN with five this season. He has logged a hit in 20 of his last 24 games played dating back to 4/29 versus Frisco and is now on a five game hit streak (5/30-6/3). Dating back to 4/29, he is slashing .284/.303/.547 with five homers. His long balls across this stretch are tied third in the Diamondbacks organization with his .547 SLG going for sixth and his 13 XBH holding down the five spot.

SUGAR, SPICE AND JAKE RICE: Jake Rice came out to relieve in the first game of the twin bill and pitched a shutout frame while allowing just a walk. In eight games played at home this season, he has held his opponent both hitless and scoreless five times. In his last six appearances (4.1 IP) dating back to game one on 5/14 versus Midland, he has allowed just three hits total and is posting a .188 BAA (3-for-16) while allowing zero knocks in five of those contests. Across his 16 relief appearances this season, his opponent's bats are only hitting at a .212 clip (11-for-52).

A TAWA-RING SHOT: Tim Tawa launched a homer and turned in a 1-for-2 day at the plate in game two. Tawa has now blasted three homers in his last five games played (since 5/28) which is the second most in the Texas League across the stretch. Tawa's rocket in game two was his first homer, XBH and RBI off of a southpaw this season in 26 plate appearances facing off against lefty arms. Tawa is now in a four-way tie on the club for homers this season with seven in 42 games. The Stanford alum is now on a five game hit streak dating back to 5/28 @ San Antonio and is 7-for-18 (.389 AVG) across this stretch with four XBH, six RBI and five runs scored.

BAWLAR: Jordan Lawlar earned multi-hit efforts in both games of the doubleheader and walked away 4-for-7 with a homer, double, RBI and two runs scored across both contests. Lawlar's bomb came in the second Sod Poodle at bat in game two and secured the lead for his seventh long ball in 41 games this season. He is tied first on the club for homers with Tim Tawa, A.J. Vukovich and Ryan Bliss. The D-Backs' no. 1 rated prospect has now had two balls leave the yard in his last three games (since 5/31) and has launched three in his last 18 games dating back to 5/9 versus Midland. The Texas native has now launched five of his seven bombs at HODGETOWN with as many being swatted off of starting arms in 2023.

WELCOME TO OLIVERO GARDEN: Deyni Olivero spun his first quality start of the season in game two and pumped 6.0 innings of one-run, three-hit ball while striking out six and walking two en route to his second win of the season. Olivero has not held his opponent to one run through 6.0 innings since 7/14/2022 versus San Antonio and has not punched out six in a six inning start since 8/7/2022 @ Frisco when he punched out eight through 6.0 IP. It was additionally his first quality start since 9/3/2022 when he held his opponent to two runs through 6.0 IP while with Triple-A Reno. The right hander has now earned both of his wins this year on Saturday night (2 GS) and posts a 4.09 ERA (11.0 IP, 5 ER) with a 1.27 WHIP on this day of the week.

SOD POODLES BREAKDOWN

At Home: 12-11
On the Road: 11-16
Day Games: 3-6
Night Games: 20-21
vs. RHP: 19-23
vs. LHP: 4-4
First Half: 23-27
Second Half: 0-0
April: 11-10
May: 10-16
June: 2-1
July: 0-0
August: 0-0
September: 0-0
Monday: 0-0
Tuesday: 2-6
Wednesday: 6-2
Thursday: 3-5
Friday: 2-6
Saturday: 5-4
Sunday: 5-4

Scoring First: 14-9
Opponent Scoring First: 9-18
Extra Innings: 2-2
Doubleheaders: 2-2
Commit An Error: 11-19
Commit No Errors: 12-8
Walk-Off Wins: 2
Walk-Off Losses: 2

vs. North 1st Half: 7-4
vs. South 1st Half: 16-23
vs. North 2nd Half: 0-0
vs. South 2nd Half: 0-0

Scoring 4+ Runs: 16-16
Opp. Scoring 4+ Runs: 6-25
Scoring 3 Or Fewer Runs: 7-11
Opp. Scoring 3 Or Fewer Runs: 17-22
Out-Hit Opponent/Tie: 20-10
Out-Hit By Opponent: 3-17
Lead After 6: 17-3
Trail After 6: 5-23
Tied After 6: 1-1
Lead After 7: 19-1
Trail After 7: 2-23
Tied After 7: 1-3
Lead After 8: 19-1
Trail After 8: 1-25
Tied After 8: 1-1

Series (W-L-T): 2-4-3
Game 1: 2-7
Game 2: 7-2
Game 3: 4-5
Game 4: 2-6
Game 5: 5-3
Game 6: 3-4
Series Sweeps: 0
Series Been Swept: 0

UPCOMING GAMES

DAY	DATE	OPPONENT	PROBABLE PITCHERS	TIME (CT)	RADIO
Tue	June 6	@MID	TBD vs. TBD	6:30 PM	KVWE-102.9 FM
Wed	June 7	@MID	TBD vs. TBD	6:30 PM	KVWE-102.9 FM
Thur	June 8	@MID	TBD vs. TBD	7:00 PM	KVWE-102.9 FM



STARTING PITCHER



#20 JEFF BAIN - RHP

HEIGHT: 6'4"

WEIGHT: 200

B/T: R/R

AGE: 27 (3/3/1996 in Montebello, California)

13 G

1-2

24/11 K/BB

5.70 ERA

LAST WIN: 5/30/23 vs. SPR

LAST SAVE: 6/25/22 @ CC

LONGEST 2023 OUTING: 5.0 Innings (2x: Last: 5/30 vs. SPR)

LAST HOME RUN ALLOWED: 5/18/23 @ FRI (Thomas Saggese, 3rd inning, solo)

2023 vs. SPR: 1 GS, 1-0, 5.0 IP, 1 R, 0 ER, 2 H, 1 K, 3 BB

Entering his sixth professional season and sixth in the Diamondbacks farm system, having split time across six separate D-backs farm clubs at every level from Rookie ball to Triple-A since 2017.

Spent his first 10 games this season as a dedicated reliever with a 6.85 ERA in 22.1 IP across those contests.

Named the Midwest League Mid-Season All-Star in 2018 and the California League Mid-Season All-Star in 2019.

Made his professional debut, finishing the season 3-1 with a 4.09 ERA in 14 relief appearances in 2017.

Set a career-high with 13 strikeouts on 6/8/19 vs. Modesto and had eight (8) quality starts in 2019.

Finished 3rd in the ARI farm system in wins (9) and T-3rd in games pitched (45) across his time in 2022 with Amarillo and Reno.

CAREER STATS

YEAR	TEAM	W-L	ERA	G	GS	CG	SHO	IP	H	R	ER	HR	HB	BB	SO	WP	GIDP	BAA
2017	Missoula (Rk)	3-1	4.09	14	0	0	0	22.0	22	11	10	2	1	5	27	1	1	.259
2018	Kane County (A)	7-4	2.52	18	18	0	0	100.0	85	33	28	2	7	28	94	3	6	.225
	Visalia (A+)	4-2	4.03	7	7	0	0	38.0	37	17	17	3	3	12	33	0	4	.255
2019	Visalia (A+)	6-8	3.95	23	22	0	0	120.2	115	63	53	23	5	38	152	3	8	.248
	Jackson (AA)	0-0	3.60	3	3	0	0	15.0	15	8	6	2	0	6	10	1	2	.254
2021	Amarillo (AA)	3-3	4.97	24	4	0	0	54.1	64	33	30	6	4	20	51	1	8	.292
	Reno (AAA)	0-1	7.88	4	2	0	0	8.0	11	7	7	2	1	1	9	0	0	.306
2022	Amarillo (AA)	8-1	3.80	33	0	0	0	45.0	42	23	19	10	5	11	49	1	5	.250
	Reno (AAA)	1-2	3.28	12	7	0	0	24.2	20	9	9	4	1	8	28	0	0	.211
2023	Amarillo (AA)	1-2	5.70	13	3	0	0	36.1	39	31	23	9	4	11	24	2	2	.279
MINOR LEAGUE TOTALS		33-24	3.92	151	66	0	0	464.0	450	235	202	63	31	140	477	12	36	.252

2023 HIGHS

INNINGS: 5.0 IP (2x: Last: 5/30 vs. SPR)

HITS: 5 (4x: Last: 5/24 @ SA)

RUNS: 6 (4/6 @ FRI)

EARNED RUNS: 5 (5/18 @ FRI)

STRIKEOUTS: 4 (5/11 vs. MID)

WALKS: 3 (5/30 vs. SPR)

HOME RUNS: 3 (5/18 @ FRI)

WINNING STREAK: 1 (5/30 vs. SPR)

LOSING STREAK: 1 (2x: Last: 5/18 @ FRI)

SHORTEST START: 4.0 IP (5/18 @ FRI)

PITCHES THROWN: 74 (5/30 vs. SPR)

CAREER HIGHS

INNINGS: 7.0 IP (6x: Last: 7/24/19 vs. SJ (VIS))

HITS: 13 (8/10/19 @ LAN (VIS))

RUNS: 8 (8/19/18 @ STK (VIS))

EARNED RUNS: 8 (8/19/18 @ STK (VIS))

STRIKEOUTS: 13 (6/8/19 vs. MOD (VIS))

WALKS: 6 (4/10/18 @ QC (KC))

HOME RUNS: 4 (8/10/19 @ LAN (VIS))

WINNING STREAK: 4 (5/27-6/16/18)

LOSING STREAK: 3 (5/25-6/6/21)

SHORTEST START: 0.0 IP (8/5/17 @ ORM (MIS))

PITCHES THROWN: 102 (8/30/18 @ MOD (VIS))

2023 SPLITS

VS. RIGHT: .247/.298/.429, 19 H, 3 HR, 3 2B, 3B, 8 RBI, 15 K, 5 BB

VS. LEFT: .317/.392/.667, 20 H, 6 HR, 4 2B, 23 RBI, 9 K, 6 BB

HOME: 6 G, 1-1, 5.63 ERA, 16.0 IP, 10 ER, 13 K, 6 BB, .254 BAA

ROAD: 7 G, 0-1, 5.75 ERA, 20.1 IP, 13 ER, 11 K, 5 BB, .296 BAA

W/ RISP: .256/.300/.651, 11 H, 5 HR, 2 2B, 24 RBI, 7 K, 3 BB

DAY: 2 G, 0-0, 6.23 ERA, 4.1 IP, 3 ER, 6 K, 2 BB, .300 BAA

NIGHT: 11 G, 1-2, 5.63 ERA, 32.0 IP, 20 ER, 18 K, 9 BB, .282 BAA

TEAM W/L IN STARTS: 1-2

OPPOSING STARTER - RHP LOGAN GRAGG (0-3, 7.55 ERA)

CAREER VS. AMA: 3 G, 1 GS, 0-1, 8.0 IP, 11 ER, 10 H, 5 HR, 7 K, 2 BB, HB

BATTER-PITCHER MATCH-UPS (2023)

SOD POODLES VS. LOGAN GRAGG:

PLAYER	H	AB	AVG	XBH	HR	RBI	BB	SO
Del Castillo, A	2	3	.667	2	1	2	0	1
Vukovich, A	1	3	.333	1	0	0	0	1
Tawa, T	1	3	.333	1	1	1	0	0
Beer, S	0	3	.000	0	0	0	0	1
Bliss, R	0	3	.000	0	0	0	0	0
Castillo, N	0	2	.000	0	0	0	0	1
De Los Santos, D	0	3	.000	0	0	0	0	2
Lawlar, J	0	2	.000	0	0	0	1	0
Roberts, C	0	3	.000	0	0	0	0	0

CARDINALS VS. JEFF BAIN:

PLAYER	H	AB	AVG	XBH	HR	RBI	BB	SO
Buchberger, J	1	2	.500	0	0	0	0	0
Antico, M	1	3	.333	0	0	0	0	0
Gamboa, A	0	1	.000	0	0	0	1	0
Lopez, I	0	1	.000	0	0	1	0	0
Mendlinger, N	0	2	.000	0	0	0	0	0
Pagés, P	0	2	.000	0	0	0	0	0
Pinder, C	0	1	.000	0	0	0	1	0
Redmond, C	0	1	.000	0	0	0	1	0
Toerner, J	0	2	.000	0	0	0	0	1

#13 DEYVISON DE LOS SANTOS - INF										2023 HIGHS: Hits - 3, Runs - 2, RBI - 3, HR - 1, 2B - 1, 3B - 0, BB - 2, K - 3, SB - 1								
HEIGHT: 6'1"			WEIGHT: 185		B/T: R/R		AGE: 19 (6/21/1993 in Santo Domingo, Dominican Republic)					2023 SPLITS:						
G	AVG	OBP	SLG	AB	R	H	2B	3B	HR	RBI	BB	SB/ATT	SO	V.RHP	V.LHP	HOME	AWAY	RISP
44	.195	.275	.305	164	21	32	3	0	5	18	16	2/2	45	.180	.258	.253	.141	.250
LAST GAME: 1-for-3, RBI, R, K						LAST HOME RUN: 5/31/23 vs. SPR off Shreve								CURRENT HITTING: 1				
SPR SERIES: 4-for-19, HR, 4 RBI, SB, 3 R, 5 K						LAST MULTI-HIT GAME: 5/31/23 vs. SPR (3-for-5)								SEASON LONG HITTING: 3				
SA SERIES: 4-for-18, 2B, 2 BB, 2 R, 6 K														CURRENT ON-BASE: 1				
														SEASON-LONG ON-BASE: 7				

- 👉 Back-to-back D-backs' Minor League Player of the Month in June and July, 2022.
- 👉 Named the NWL Player of the Week (7/31/22), MiLB.com Organization All-Star (2022) and Single-A Postseason All-Star (Baseball America).
- 👉 Collected a hit in 13-of-18 games in April, 2022 to begin the season which encompassed a pair of 3-hit games.
- 👉 Combined to hit .403 (75-for-186) with 12 doubles, two triples, nine home runs, 35 RBI in 46 games between Visalia and Hillsboro in June and July, 2022.
- 👉 Launched four homers in his first 30 games played this season while swatting all of them in the final third of a game and three of them when the club is losing.

#3 ADRIAN DEL CASTILLO - C										2023 HIGHS: Hits - 2, Runs - 3, RBI - 3, HR - 1, 2B - 1, 3B - 0, BB - 3, K - 3, SB - 1														
HEIGHT: 5'9"					WEIGHT: 208					B/T: L/R					AGE: 23 (9/27/1999 in Miami, FL)					2023 SPLITS:				
G	AVG	OBP	SLG	AB	R	H	2B	3B	HR	RBI	BB	SB/ATT	SO	V.RHP	V.LHP	HOME	AWAY	RISP						
39	.242	.346	.402	132	20	32	6	0	5	18	21	2/3	42	.239	.261	.196	.276	.226						
LAST GAME: 0-for-3, BB, 2 K										LAST HOME RUN: 5/31/23 vs. SPR off Escobar														
SPR SERIES: 3-for-9, 2 HR, 2B, 6 RBI, 4 BB, 3 R, 4 K										LAST MULTI-HIT GAME: 5/30/23 vs. SPR (2-for-4)														
SA SERIES: 5-for-19, 2B, 3 BB, RBI, 2 R, 7 K										CURRENT HITTING: 0														
										SEASON LONG HITTING: 10														
										CURRENT ON-BASE: 11														
										SEASON-LONG ON-BASE: 11														

- 👉 Selected by the Chicago White Sox in the 36th round of the 2018 MLB draft but declined to play ball at the University of Miami.
- 👉 Made his professional debut on 7/31/2021 with the ACL Diamondbacks (ROK) and after just two (2) appearances in Rookie ball, he was promoted to Low-A Visalia.
- 👉 He earned a hit in 43 of his 86 games played (2022) with 17 of those being multi-hit efforts, good for logging multiple hits in 39% of games that he knocks.
- 👉 Earned the 7th most homers (7), 6th most hits (57), 5th most total bags (99) and 4th most doubles (17) amongst qualified Hillsboro Hops in 2022.
- 👉 Launched two homers in 18 games played in April this season and then went back-to-back from 5/30-5/31, swatting five in 2023 by May's end.

#26 CAMDEN DUZENACK - INF					2023 HIGHS: Hits - 3, Runs - 1, RBI - 3, HR - 0, 2B - 2, 3B - 0, BB - 1, K - 1, SB - 0															
HEIGHT: 5'7"					WEIGHT: 170		B/T: R/R		AGE: 28 (3/8/1995 in Melissa, TX)						2023 SPLITS:					
G	AVG	OBP	SLG	AB	R	H	2B	3B	HR	RBI	BB	SB/ATT	SO	V.RHP	V.LHP	HOME	AWAY	RISP		
11	.297	.400	.378	37	2	11	3	0	0	7	6	0/1	5	.290	.333	.438	.190	.417		
LAST GAME: 1-for-3					LAST HOME RUN: 9/9/22 @ SL (RNO) off Valdez								CURRENT HITTING: 5							
SPR SERIES: 4-for-10, 2 RBI, BB, 2 K					LAST MULTI-HIT GAME: 6/3/23 vs. SPR, G1 (2-for-3)								SEASON LONG HITTING: 5							
SA SERIES: 4-for-12, 2 2B, 2 BB, 3 RBI, R													CURRENT ON-BASE: 11							
													SEASON-LONG ON-BASE: 11							

- 👉 Duzenack is entering his 6th professional season, having spent time at every level of minor league ball from Rookie to Triple-A.
- 👉 In his debut season (2017), he belted 16 doubles, a triple, and three homers in 222 AB's with A(Short) Hillsboro, slugging .410 that year.
- 👉 He logged 318 Triple-A at-bats last season with Reno, slashing .261/.308/.465 while sending 13 balls over the wall accompanied by 20 two-baggers and three triples.
- 👉 Earned Amarillo's second walk-off win on 5/31/23 after poking a two RBI single while the club was down by one run with two outs and the bases loaded.

#17 ROBY ENRIQUEZ - OF					2023 HIGHS: Hits - 2, Runs - 2, RBI - 2, HR - 0, 2B - 1, 3B - 0, BB - 2, K - 3, SB - 1													
HEIGHT: 6'2"					WEIGHT: 210		B/T: L/L		AGE: 26 (3/21/1997 in Carolina, Puerto Rico)					2023 SPLITS:				
G	AVG	OBP	SLG	AB	R	H	2B	3B	HR	RBI	BB	SB/ATT	SO	V.RHP	V.LHP	HOME	AWAY	RISP
34	.214	.326	.268	112	15	24	6	0	0	9	16	2/3	27	.226	.158	.230	.196	.185
LAST GAME: 0-for-3, R, K					LAST HOME RUN: 9/7/22 vs. ARK off Weiman					CURRENT HITTING: 0								
SPR SERIES: 0-for-3, R, K					LAST MULTI-HIT GAME: 5/9/23 vs. MID (2-for-5)					SEASON LONG HITTING: 5								
SA SERIES: 2-for-6, BB, R, K										CURRENT ON-BASE: 0								
										SEASON LONG ON-BASE: 11								

- 👉 Signed by the Arizona Diamondbacks as a minor league free agent on December 22, 2021 out of Indiana State University (Terre Haute, IN).
- 👉 He is in a four (4) way tie for first for the most four (4) hit performances by a Sod Poodle in 2022 with two (2) four (4) hit outings.
- 👉 He had 26 multi-hit performances last season with three (3) being of the three (3) hit variety...24 of those were achieved in Soddis threads.
- 👉 He logged a hit in 44 out of 51 straight games (6/4-8/25/2022) which encompassed a 12 game hit streak (7/6-7/24).
- 👉 The lefty-bat poked 20 of his first 22 hits this season off of right-handed pitching and 14 of them while at home.

#11 JORDAN LAWLAR - INF																			2023 HIGHS: Hits - 3, Runs - 2, RBI - 4, HR - 1, 2B - 1, 3B - 1, BB - 2, K - 4, SB - 2									
HEIGHT: 6'2"					WEIGHT: 190					B/T: R/R					AGE: 20 (7/17/2002 in Carrollton, TX)					2023 SPLITS:								
G	AVG	OBP	SLG	AB	R	H	2B	3B	HR	RBI	BB	SB/ATT	SO	V.RHP	V.LHP	HOME	AWAY	RISP										
41	.216	.330	.412	153	23	33	7	1	7	22	23	13/15	48	.192	.321	.263	.169	.233										
LAST GAME: 2-for-3, HR, RBI, 2 R										LAST HOME RUN: 6/3/23 vs. SPR, G1 off Hernandez										CURRENT HITTING: 9								
SPR SERIES: 7-for-16, 2 2B, 2 HR, 4 RBI, BB, SB, 4 R, 2 K										LAST MULTI-HIT GAME: 6/3/23 vs. SPR, G2 (2-for-3)										SEASON LONG HITTING: 9								
SA SERIES: 7-for-20, 2B, 2 BB, 2 RBI, 2 SB, 2 R, K																				CURRENT ON-BASE: 13								
																				SEASON-LONG ON-BASE: 13								

- 👉 Made his professional debut on 8/21, going 1-for-2 with a double, walk, and stolen base. Played just two games before suffering a season-ending labrum tear.
- 👉 Hit .278 (10-for-36) with a double, triple, two home runs, and seven RBI in 11 games in the Arizona Fall League...Had his time cut short after suffering a broken scapula.
- 👉 Collected a hit in his Hillsboro debut on 7/4/2022 against Eugene...Had two separate five-game hit streaks as a Hop including his final five games.
- 👉 Was named the Gatorade Texas Baseball Player of the Year in 2020-21 after hitting .412 with six home runs and 37 RBI with 46 runs scored.

🐾 After being drafted 119th overall out of high school, the D-Backs' number 14 prospect made his professional debut with the Visalia Rawhide on 5/4/2021.

🐾 While in Visalia (62 G, 5/4-8/1/2021) he tied 1st in 2B (15) and XBH (26), led the team in AVG (.259) and H (64) while coming in 2nd for RBI (42), SLG (.449) and R (42).

🐾 During his brief stint with the Sod Poodles at the end of last season (9/6-9/18/2022), earned the crown for hits (13) and shared the throne for TB (19) and homers (2).

🐾 He earned the 5th best batting average (.276, 129-for-468) in the D-backs organization among players with at least 115 games played in 2022.

🐾 Logged a hit in 18 out of 20 straight games (4/14-5/10/2022, HIL) which encompassed eight (8) multi-hit performances...Later in the season, he earned at least one base knock in 19 out of 20 straight games (8/25-9/18, HIL & AMA) which also encompassed seven (7) multi-hit efforts.

TEAM BATTING

OVERALL

	AVG	G	AB	R	H	TB	2B	3B	HR	RBI	BB	SO	SB	CS	OBP	SLG	OPS
	.251	50	1648	256	413	674	78	12	53	239	179	463	71	17	.328	.409	.737

MONTHLY

APRIL	.260	21	718	120	187	307	33	6	25	112	79	214	35	8	.336	.428	.764
MAY	.236	26	845	123	199	319	41	5	23	114	95	231	33	9	.318	.378	.696
JUNE	.318	3	85	13	27	48	4	1	5	13	5	18	3	0	.363	.565	.928
JULY	-	-	-	-	-	-	-	-	-	-	-	-	-	-	-	-	-
AUGUST	-	-	-	-	-	-	-	-	-	-	-	-	-	-	-	-	-
SEPTEMBER	-	-	-	-	-	-	-	-	-	-	-	-	-	-	-	-	-

HOME VS. ROAD

HOME	.295	23	766	154	226	384	44	6	34	147	77	198	33	4	.364	.501	.865
ROAD	.212	27	882	102	187	290	34	6	19	92	102	265	38	13	.297	.329	.626

SITUATIONAL SPLITS

	AVG	G	AB	H	TB	2B	3B	HR	RBI	BB	SO	OBP	SLG	OPS
VS RIGHT	.254	50	1351	343	562	64	10	45	202	152	379	.334	.416	.750
VS LEFT	.236	28	297	70	112	14	2	8	37	27	84	.301	.377	.678
W/ RISP	.283	50	460	130	207	26	6	13	183	57	136	.360	.450	.810
TEAM IS AHEAD	.248	33	580	144	221	37	5	10	86	64	160	.328	.381	.709
TEAM IS BEHND	.257	36	729	187	310	25	4	30	114	83	191	.337	.425	.762

HOME RUNS

MULTI-RBI GAMES

MULTI-HIT GAMES

PLAYER	SOLO	2R	3R	GS	TOTAL	2	3	4	5+	TOTAL	2	3	4	5+	TOTAL
Beer	1				1	1				1	1		1		2
Bliss	5	1	1		7	5	1			6	16	8			24
Castillo	1		1		2	1	1			2	3				3
Centeno	1				1	3				3	10	2			12
Dalesandro											4				4
De Los Santos	1	4			5	2	2			4	7	3			10
Del Castillo	3	2			5	3	1			4	7				7
Duzenack						2	1			3	2	1			3
English	4	1	1		6	3	1	1		5	5				5
Enriquez						2				2	3				3
Guzman		1			1	1	1			2	1	1			2
Lawlar	3	3	1		7	1	1	1		3	6	1			7
Roberts		2	1		3	5	2			7	6	1			7
Tawa	5	1	1		7	4	2			6	8	2			10
Vicuña			1		1		1			1					
Vukovich	6	1			7		6			6	7	2			9
Watkins						1				1					
TOTALS:	30	16	7	0	53	34	20	2	0	56	86	21	1	0	108

HOME RUN VARIANTS

WALK-OFF HR (0):

BACK-TO-BACK HR (1): English/Vukovich (4/16 vs. CC, 7th inn.); Roberts/Vukovich (6/3 vs. SPR, G1, 6th inning)

MULTI-HR GAMES (0):

EXTRA-INNING HR (0):

GRAND SLAMS (0):

INSIDE-THE-PARK HR (0):

PINCH-HIT HR (0):

HR IN CONSECUTIVE GAMES (6): Lawlar (4/15 vs. CC - 4/18 @ NWA); English (4/23 @ NWA - 4/25 vs. FRI); Bliss (5/5-6 @ CC); Vukovich (5/5-6 @ CC); Tawa (5/28 @ SA - 5/30 vs. SPR); Del Castillo (5/30-31 vs. SPR); Vukovich (6/1-6/3 vs. SPR, G1)

LEAD OFF HR (3): Bliss (4/27 vs. FRI; 5/10 vs. MID; 5/18 @ FRI)

BATTING (CONT.)



STARTS BY BATTING ORDER (TEAM RECORD)										STARTS BY POSITION (TEAM RECORD)								
PLAYER	1	2	3	4	5	6	7	8	9	C	1B	2B	3B	SS	LF	CF	RF	DH
Beer			1-1	5-4							5-4							1-1
Bliss	19-25											16-18		3-5				0-2
Castillo							1-1	6-12	5-4		2-3				2-4	3-3	3-2	2-5
Centeno		1-2	2-0	0-2		2-0	4-3	4-4	1-3	10-5								4-9
Dalesandro							1-2	2-1	9-11	0-1					2-1	8-12	2-0	
De Los Santos				9-7	7-14	2-4	1-0				5-7		14-18					
Del Castillo				4-3	3-3	4-8	6-8			9-18								8-4
Duzenack	2-0	2-0					0-1	1-2	3-0			0-1	1-1	1-0	3-0	2-1	1-0	
English			7-5	1-0	1-1		1-0	1-1			8-3				1-2			2-2
Enriquez	1-1	0-1	4-8	0-1		1-0	2-5	4-1	1-2							2-0	10-18	1-1
Guzman							2-3		2-2						3-4		1-1	
Lawlar		20-21												19-21				1-0
Roberts			8-12		0-1	1-0				4-3	2-5				0-1		2-4	1-0
Tawa	1-1	0-3		0-1	6-4	5-8	5-4	2-2				7-8	1-2		2-0	8-10	0-1	1-1
Vicuña								3-4	0-3				1-1	0-1	0-5		2-0	0-1
Vukovich			1-1	4-9	6-4	8-7					1-5		6-5		9-9	0-1	2-0	1-1
Watkins									2-2						1-1		0-1	1-0

5+ GAME HITTING STREAKS (CURRENT IN BOLD)		
PLAYER	LENGTH / DATES	STREAK STATS
English	12 G, 4/19-5/2	.370 AVG (17-for-46), 6 2B, 4 HR, 16 RBI, 7 BB, 8 R
Vukovich	11 G, 4/29-5/16	.348 AVG (16-for-46), 3 2B, 3 HR, 3B, 9 RBI, BB, 9 R
Bliss	10 G, 4/6-4/19	.438 AVG (21-for-48), 3 2B, 2 3B, HR, 8 RBI, 8 R
Del Castillo	10 G, 5/19-5/31	.406 AVG (13-for-32), 2 2B, 2 HR, 8 RBI, 9 BB, 7 R
Lawlar	9 G, 5/23-6/3	.389 AVG (14-for-36), 3 2B, 2 HR, 3 BB, 6 RBI, 3 SB, 6 R
Bliss	9 G, 5/4-5/14	.459 (17-for-37), 4 2B, 4 HR, 8 RBI, 4 BB, 10 R, 3 SB
Bliss	9 G, 5/23-6/3	.357 AVG (15-for-42), 2B, 3B, 2 BB, 3 RBI, 6 SB, 8 R
Bliss	8 G, 4/21-5/2	.412 AVG (14-for-34), 5 2B, HR, 6 RBI, 2 BB, 10 R, 2 SB
Lawlar	6 G, 4/12-4/19	.318 AVG (7-for-22), 2 2B, 2 HR, 5 RBI, 3 BB, 4 R
Centeno	5 G, 5/20-6/1	.421 AVG (8-for-19), 2B, 4 RBI, R
Duzenack	5 G, 5/27-6/3	.421 AVG (8-for-19), 2 2B, 5 RBI, 2 BB, R
Tawa	5 G, 5/28-6/3	.389 AVG (7-for-18), 3 HR, 2B, 6 RBI, BB, 5 R
Vukovich	5 G, 5/30-6/1	.368 AVG (7-for-19), 2 HR, 2 2B, 3B, 5 RBI, SB, 6 R
English	5 G, 4/8-4/16	.294 AVG (5-for-17), 2B, 2 HR, 4 BB, 4 RBI, 5 R
Enriquez	5 G, 4/7-4/16	.313 AVG (5-for-16), 2 2B, 4 BB, IBB, RBI, 3 R
Guzman	5 G, 4/23-5/3	.444 AVG (8-for-18), HR, 5 RBI, 2 BB, 4 R, SB
Roberts	5 G, 4/7-4/14	.435 AVG (10-for-23), 2 2B, 2 3B, HR, 8 RBI, BB, 6 R

MULTI-RUN INNINGS		
RUNS	NO. OF TIMES	LAST
2	35	6/1 vs. SPR, 7th inning
3	13	6/3 vs. SPR, G1, 6th inning
4	6	6/3 vs. SPR, G2, 3rd inning
5	2	5/30 vs. SPR, 7th inning
6	2	5/6 @ CC, 5th inning
7	4	5/31, 7th inning
8+	-	

SCORE BY INNING												
	1	2	3	4	5	6	7	8	9	10	11+	TOTAL
OPP	33	24	35	29	65	48	33	20	17	2	-	306
AMA	33	18	24	32	27	26	51	29	13	3	-	256

FIELDING

CATCHER'S BOX (W/L BASED ON STARTS)						
PLAYER	CS	SB	ATT	CS %	PB	W-L
Centeno	2	13	15	.133	3	10-5
Dalesandro	0	4	4	.000	0	0-1
Del Castillo	10	27	37	.270	5	9-18
Roberts	3	9	12	.250	3	4-3
TOTAL	15	53	68	.220	11	23-27

TEAM FIELDING						
%	G	PO	A	E	DP	PB
.975	50	1286	400	43	29	11

ERRORS BY POSITION		
POSITION	SOD POODLES	OPPONENT
C	9	1
1B	5	4
2B	5	2
3B	6	6
SS	5	2
LF	2	1
CF	2	-
RF	2	1
P	7	6
TOTAL	43	23

NOTABLE GAMES



AMARILLO HAVE 5 OR FEWER HITS		
DATE	HITS	OPPONENT
4/15	4	CC
4/20	4	@NWA
4/22	3	@NWA
4/27	5	FRI
5/2	5	@CC
5/4	2	@CC
5/12	5	MID
5/14 (G2)	4	MID
5/16	2	@FRI
5/18	2	@FRI
5/19	4	@FRI
5/21	4	@FRI
5/26	5	@SA

OPPONENTS HAVE 5 OR FEWER HITS		
DATE	HITS	OPPONENT
4/7	3	@FRI
4/19	2	@NWA
4/20	4	@NWA
4/27	5	FRI
5/2	3	@CC
5/3	5	@CC
5/4	5	@CC
5/14 (G1)	2	MID
5/21	3	@FRI
5/26	5	@SA
5/27	2	@SA
5/30	3	SPR
6/1	5	SPR
6/3 (G2)	4	SPR

AMARILLO HAVE 10 OR MORE RUNS		
DATE	RUNS	OPPONENT
4/12	13	CC
4/14	10	CC
4/26	12	FRI
4/29	11	FRI
5/5	12	@CC
5/14 (G1)	10	MID

OPPONENTS HAVE 10 OR MORE RUNS		
DATE	RUNS	OPPONENT
4/6	12	@FRI
4/12	10	CC
4/14	13	CC
4/16	11	CC
4/18	16	@NWA
4/26	11	FRI
4/28	12	FRI
4/30	12	FRI
5/6	12	@CC
5/9	11	MID
5/11	16	MID
5/14 (G2)	13	MID
5/17	10	@FRI
5/23	14	@SA
5/31	13	SPR

EXTRA INNING GAMES (4) 2-2

DATE	OPP	RESULT	SCORE	W	L	S	TIME
4/20	@NWA	W (10)	3-2	Otanez, M (1-0)	Biasi, D (1-1)	Rice, J (1)	3:08
4/26	FRI	W (10)	12-11	Workman, B (1-0)	Church, M (0-1)	-	3:24
5/20	@FRI	L (10)	8-7	Kelly, A (2-0)	Stumpo (0-1)	-	3:26
6/3 (G1)	SPR	L (8)	5-4	Roycroft, C (1-0)	Backhus, K (0-1)	Granillo, A (2)	2:26

PINCH HITTER TOTALS

PLAYER	DATE	SITUATION	RESULT
Watkins	5/9	Bot. 8, 2 outs	Triple

DOUBLEHEADERS (2) 2-2

DATE	OPP	RESULT	SCORE	W	L	S	TIME
5/14 (G1)	MID	W	10-1	Albright, L (2-2)	Ginn, J (0-2)	-	1:40
5/14 (G2)	MID	L	13-1	Tomioka, S (1-0)	Hill, J (0-3)	-	2:32
6/3 (G1)	SPR	L (8)	5-4	Roycroft, C (1-0)	Backhus, K (0-1)	Granillo, A (2)	2:26
6/3 (G2)	SPR	W	6-1	Olivero, D (2-4)	Hernandez, K (5-2)	-	1:39












WALK-OFF WINS

DATE	SCORE	GAME-WINNING PLAY
4/26	12-11 (10th)	Lawlar RBI-double
6/1	3-2 (7th)	Duzenack two RBI Single

SHUTOUTS (5) 3-2

DATE	OPP	RESULT	SCORE	W	L	S	TIME
4/19	@NWA	W	5-0	Jarvis, B (2-1)	Veneziano, A (1-1)	-	2:29
4/21	@NWA	L	5-0	Hoffmann, A (2-1)	Hill, J (0-1)	-	2:26
4/22	@NWA	L	5-0	Marsh, A (1-0)	Patrick, C (0-3)	-	2:14
5/3	@CC	W	3-0	Pope, A (1-0)	Kouba, R (1-1)	Backhus, K (4)	2:15
5/27	@SA	W	1-0	Patrick, C (2-5)	Snider, D (0-3)	-	2:30

#14 KYLE BACKHUS - LHP				2023 HIGHS: IP - 2.0, K - 4, BB - 2, H - 3, R - 5, ER - 5				RECENT APPEARANCES			
HEIGHT: 6'4"				WEIGHT: 185		B/T: L/L		AGE: 25 (1/31/1998 in New Waverly, TX)			
17 G		0-1		4/4 SV/SVO		29/8 K/BB		4.21 ERA			
OVERALL: 17 G, 0-1, 23.0 IP, 11 ER, 21 H, 3 HR, 29 K, 8 BB				JUNE: 2 G, 0-1, 2.1 IP, R, H, 4 K, BB, HB							
PREV. SERIES: 2 G, 0-0, 3.0 IP, 3 H, 4 K				SERIES VS. SPR: 2 G, 0-1, 2.1 IP, R, H, 4 K, BB, HB							
<div><div></div>Named the D-backs MiLB.com Organization All-Star last season.</div> <div><div></div>Allowed no earned runs in 30 of his 40 appearances in 2022 and logged his season high 2.0 IP 11 separate times.</div> <div><div></div>From 5/14-8/26/2022 (34.2 IP), he held his opponent to 0 earned runs in 22 out of 26 straight appearances, allowing just seven (7) earned runs total (1.84 ERA) with his 61 punches across 39.0 innings in Hillsboro in 2022 being good for a 14.1 K/9.</div> <div><div></div>In his first 10 games this season, he wielded a 4.00 K:BB (16 K, 4 BB) and held his opponent scoreless seven times.</div>											
2023 SPLITS		VS. RHB: .264/.304/.453, 14 H, 3 HR, 2B, 7 RBI, 17 K, 3 BB		VS. LHB: .206/.325/.265, 7 H, 2 2B, 2 RBI, 12 K, 5 BB		HOME: 8 G, 10.00 ERA, 0-1, 9.0 IP, 11 R, 10 ER, 8 H, 3 HR, 14 K, 7 BB, HB		LAST WIN: 9/10/22 vs. ARK			
		AWAY: 9 G, 0.64 ERA, 0-0, 14.0 IP, ER, 13 H, 15 K, BB		W/ RISP: .167/.211/.333, 3 H, HR, 6 RBI, 6 K				LAST LOSS: 6/3/23 vs. SPR, G1			
								LAST SAVE: 5/3/23 @ CC			
#24 JACKSON GODDARD - RHP				2023 HIGHS: IP - 2.1, K - 5, BB - 3, H - 4, R - 4, ER - 4				RECENT APPEARANCES			
HEIGHT: 6'3"				WEIGHT: 220		B/T: R/R		AGE: 26 (12/12/1996 in Tulsa, OK)			
13 G		1-1		0/2 SV/SVO		22/14 K/BB		7.36 ERA			
OVERALL: 13 G, 1-1, 18.1 IP, 16 R, 15 ER, 20 H, 4 HR, 22 K, 14 BB				JUNE: 1 G, 0-0, 1.0 IP, 2 ER, 2 H, HR, BB							
PREV. SERIES: 1 G, 0-0, 1.1 IP, R, H, K, BB				SERIES VS. SPR: 2 G, 0-0, 3.0 IP, 2 ER, 3 H, HR, 2 K, BB							
<div><div></div>Selected by the Arizona Diamondbacks in the 3rd round (99th overall) of the 2018 MLB draft out of the University of Kansas (Lawrence, Kansas).</div> <div><div></div>From 7/20-8/31/2021 (9 G, 8 GS), he allowed just seven (7) earned runs across 24.0 IP (2.63 ERA) while punching out 25 batters (9.4 K/9).</div> <div><div></div>He did not allow an earned run in his first seven (7) appearances (4/22-7/5) in 2022 (7.2 IP).</div> <div><div></div>Though his first 10 relief appearances in 2023, he held the opposition scoreless four times and to one hit or less six times and posted a 12.2 K/9 (19 K, 14.0 IP).</div>											
2023 SPLITS		VS. RHB: .233/.365/.372, 10 H, 3 2B, 9 RBI, 12 K, 9 BB		VS. LHB: .313/.405/.656, 10 H, 3 HR, 2 2B, 7 RBI, 10 K, 5 BB		HOME: 6 G, 6.75 ERA, 0-0, 9.1 IP, 7 ER, 8 H, 3 HR, 9 K, 6 BB		LAST WIN: 5/5/23 @ CC			
		AWAY: 7 G, 8.00 ERA, 1-1, 9.0 IP, 9 R, 8 ER, 12 H, HR, 13 K, 6 BB		W/ RISP: .389/.476/.500, 7 H, 2 2B, 9 RBI, 7 K, 3 BB				LAST LOSS: 5/16/23 @ FRI			
								LAST SAVE: 8/31/19 vs. BUR (A)			
#38 CONOR GRAMMES - RHP				2023 HIGHS: IP - 2.0, K - 3, BB - 1, H - 1, R - 0, ER - 0				RECENT APPEARANCES			
HEIGHT: 6'11"				WEIGHT: 200		B/T: R/R		AGE: 25 (7/13/1997 in McLean, VA)			
2 G		2-0		-/- SV/SVO		3/2 K/BB		0.00 ERA			
OVERALL: 2 G, 2-0, 3.0 IP, 3 K, 2 BB				JUNE: 1 G, 1-0, 1.0 IP, BB							
PREV. SERIES: 1 G, 1-0, 2.0 IP, 3 K, BB				SERIES VS. SPR: 1 G, 1-0, 1.0 IP, BB							
<div><div></div>Selected by the Arizona Diamondbacks 5th round of the 2019 MLB draft out of Xavier University (Cincinnati, OH).</div> <div><div></div>In games where he logged at least 2.0 innings on the bump (6 G) in 2022, he also posted his most single-game strikeouts, encompassing both of his five (8/4 & 8/13) and four K (8/9 & 8/30) performances.</div> <div><div></div>Across a 12 game stretch, he logged at least two strikeouts in all but one relief appearances from 7/15-9/3/22 (19.0 IP), logging 36 total punch outs (17.1 K/9) across the stretch.</div>											
2023 SPLITS		VS. RHB: .000/.000/.000, 2 K		VS. LHB: .200/.429/.200, K, 2 BB		HOME: 1 G, 0-0, 1.0 IP, H, BB		LAST WIN: 6/1/23 vs. SPR			
		AWAY: 1 G, 0.00 ERA, 1-0, 2.0 IP, 3 K, BB		W/ RISP: .000/.000/.000, K				LAST LOSS: 5/14/23 @ SPO (A+)			
								LAST SAVE: 5/21/23 @ EUG (A+)			
#35 JOSH GREEN - RHP				2023 HIGHS: IP - 3.0, K - 4, BB - 2, H - 3, R - 2, ER - 2				RECENT APPEARANCES			
HEIGHT: 6'3"				WEIGHT: 211		B/T: R/R		AGE: 27 (8/31/1995 in Baton Rouge, LA)			
10 G		0-0		-/- SV/SVO		14/5 K/BB		3.86 ERA			
OVERALL: 10 G, 0-0, 16.1 IP, 7 ER, 12 H, 2 HR, 14 K, 5 BB, 2 HBP				JUNE: 1 G, 0-0, 1.0 IP, H, K							
PREV. SERIES: -				SERIES VS. SPR: 1 G, 0-0, 1.0 IP, H, K							
<div><div></div>Former NWL Mid-Season All-Star (2018), NWL Post-Season All-Star (2018), CAL Pitcher of the Week (6/30/2019) and Baseball America High Class A All-Star (2019).</div> <div><div></div>Began his professional career in Hillsboro and made his professional and A(Short) debut on 6/16/18 and tossed 1.0 innings and allowed one (1) ER on three (3) hits and a walk.</div> <div><div></div>From 5/18-7/31/22 (18 G, 1 GS), he allowed zero (0) earned runs 12 times, posting a 3.60 ERA (14 ER, 35.0 IP) across the stretch.</div>											
2023 SPLITS		VS. RHB: .182/.270/.390, 6 H, 2 3B, HR, 6 RBI, 6 K, 4 BB		VS. LHB: .222/.300/.407, 6 H, 2 2B, HR, RBI, 8 K, BB, 2 HB		HOME: 7 G, 5.75 ERA, 0-0, 9.1 IP, 6 ER, 8 H, 2 HR, 9 K, 3 BB, HB		LAST WIN: 6/9/22 vs. FRI			
		AWAY: 3 G, 0-0, 7.0 IP, R, ER, 4 H, 2 BB, HBP, 5 K		W/ RISP: .154/.154/.308, 2 H, 3B, 4 RBI, 3 K				LAST LOSS: 8/3/22 @ FRI			
								LAST SAVE: 8/24/18 vs. EVE (A+)			
#40 CHRISTIAN MONTES DE OCA - RHP				2023 HIGHS: IP-2.1, K-3, BB-2, H-5, R-3, ER-3				RECENT APPEARANCES			
HEIGHT: 6'4"				WEIGHT: 230		B/T: R/R		AGE: 23 (8/30/1999 in Santo Domingo, Dominican Republic)			
16 G		0-1		2/3 SV/SVO		18/10 K/BB		6.30 ERA			
OVERALL: 16 G, 0-1, 20.0 IP, 14 ER, 19 H, HR, 18 K, 10 BB, IBB				MAY: 8 G, 0-1, 9.1 IP, 9 ER, 14 H, 5 K, 4 BB, IBB							
PREV. SERIES: 2 G, 0-1, 1.1 IP, 2 ER, 3 H, 2 BB, IBB				SERIES VS. SPR: 1 G, 0-0, 2.0 IP, ER, 2 H, K, BB							
<div><div></div>Allowed runs in just two of his 10 games with Low-A Visalia to begin his professional career in 2022.</div> <div><div></div>Made his professional debut on 4/21/2022 vs. San Jose tossing two scoreless innings where he struck out five batters.</div> <div><div></div>Was a perfect 13-for-13 in save opportunities, tied for the most in the Diamondbacks farm system in 2022.</div> <div><div></div>By April's end, he earned a 1.02 WHIP and a .139 BAA (5-for-36) in seven relief appearances (10.2 IP).</div>											
2023 SPLITS		VS. RHB: .204/.235/.306, 10 H, HR, 3B, 6 RBI, 14 K, 2 BB		VS. LHB: .333/.472/.481, 9 H, 4 2B, 8 RBI, 4 K, 8 BB, IBB		HOME: 7 G, 8.68 ERA, 0-0, 9.1 IP, 9 ER, 12 H, 9 K, 6 BB		LAST WIN: N/A			
		AWAY: 9 G, 4.22 ERA, 0-1, 9.2 IP, 5 ER, 7 H, HR, 10 K, 4 BB, IBB		W/ RISP: .360/.414/.440, 9 H, 2 2B, 11 RBI, 10 K, 3 BB, IBB				LAST LOSS: 5/24/23 @ SA			
								LAST SAVE: 5/21/23 @ FRI			
#18 AUSTIN POPE - RHP				2023 HIGHS: IP - 2.1, K - 5, BB - 2, H - 4, R - 4, ER - 3				RECENT APPEARANCES			
HEIGHT: 6'3"				WEIGHT: 210		B/T: R/R		AGE: 23 (10/26/1998 in White Plains, NY)			
15 G		1-0		-/- SV/SVO		29/8 K/BB		3.57 ERA			
OVERALL: 15 G, 1-0, 22.2 IP, 10 R, 9 ER, 22 H, HR, 29 K, 8 BB, HB				MAY: 8 G, 1-0, 13.1 IP, 5 R, 4 ER, 12 H, 17 K, 4 BB							
PREV. SERIES: 2 G, 0-0, 3.1 IP, 4 R, 3 ER, 4 H, 2 K, BB				SERIES VS. SPR: 1 G, 0-0, 1.0 IP, 2 K							
<div><div></div>Former NWL Pitcher of the week (9/5/2021), which he earned while with High-A Hillsboro.</div> <div><div></div>He will be spending his second season in the yellow city, logging 18 relief appearances with the Soddies in 2022, and posting an 8.49 ERA (28 ER, 29.2 IP).</div> <div><div></div>In his first 10 appearances this season, he punched out 20 and walked six batters (3.33 K:BB) and wielded a 3.52 ERA (6 ER, 15.1 IP).</div> <div><div></div>Through 5/23/23 (13 G), he earned at least one strikeout in every appearance while earning two or more eight times.</div>											
2023 SPLITS		VS. RHB: .273/.313/.418, 15 H, 3 2B, 3B, HR, 12 RBI, 16 K, 4 BB, HB		VS. LHB: .233/.324/.333, 7 H, 2B, 3B, 11 K, 4 BB		HOME: 8 G, 4.50 ERA, 0-0, 10.0 IP, 5 ER, 13 H, HR, HBP, 13 K, 3 BB, HB		LAST WIN: 5/3/23 @ CC			
		AWAY: 7 G, 2.84 ERA, 1-0, 12.2 IP, 4 ER, 9 H, 16 K, 5 BB		W/ RISP: .148/.250/.185, 4 H, 2B, 12 RBI, 11 K, 4 BB, HB				LAST LOSS: 6/2/22 vs. MID			
								LAST SAVE: 5/14/22 vs. SPO (A+)			

#31 JAKE RICE - LHP					2023 HIGHS: IP - 1.1, K - 3, BB - 3, H - 3, R - 5, ER - 5					RECENT APPEARANCES														
HEIGHT: 6'1"		WEIGHT: 220		B/T: L/L		AGE: 25 (7/19/1997 in Birmingham, AL)					DATE	DEC	P-S	IP	H	R	ER	HR	BB	SO	IR/S			
16 G		2-0		2/2 sv/svo		18/13 K/BB		13.83 ERA					4/27	ND	12-9	1.0	0	0	0	0	1	0/0		
OVERALL: 16 G, 2-0, 13.2 IP, 21 ER, 11 H, 2 HR, 18 K, 13 BB, 5 HB																				JUNE: 1 G, 1.0 IP, BB, HB				
PREV. SERIES: 2 G, 0-0, 1.0 IP, 7 ER, 3 H, 2 K, 3 BB, 3 HB										SERIES VS. SPR: 1 G, 1.0 IP, BB, HB														
<p> Made his professional and Low-A debut on 8/18/2021 and tossed 3.2 innings of relief, allowing just one (1) hit and punching out six (6).</p> <p> In his Double-A and Soddie debut (5/26/2022 @ARK), he tossed 2.0 IP of relief and held the Travelers scoreless while scattering just two (2) hits and one (1) walk.</p> <p> During his time in Hillsboro in 2022 (4/9-5/22), tied 1st in wins (3) and 2nd in game appearances (11) among qualified club mates.</p> <p> From 8/12-9/16/2022 (AMA), he held his opponent scoreless in eight (8) out of 10 straight relief appearances (9.2 IP), allowing just four (4) earned runs and punching out 10 in the process (3.91 ERA).</p>																								
2023 SPLITTS		VS. RHB: .219/.419/.500, 7 H, 3 2B, 2 HR, 9 RBI, 13 K, 7 BB, 4 HB					VS. LHB: .200/.429/.250, 4 H, 2B, 4 RBI, 5 K, 6 BB, HB					HOME: 8 G, 9.82 ERA, 1-0, 7.1 IP, 8 R, 8 ER, 5 H, 7 BB, 9 K					LAST WIN: 4/25/23 vs. FRI							
AWAY: 8 G, 18.47 ERA, 6.1 IP, 13 ER, 6 H, HR, 9 K, 6 BB, 5 HB										W/ RISP: .429/.600/.786, 6 H, 2 2B, HR, 11 RBI, 3 K, 5 BB, HB										LAST LOSS: 8/24/21 vs. RC (A-)				
																				LAST SAVE: 5/19/23 @ FRI				
#27 ANDREW SAALFRANK - LHP					2023 HIGHS: IP - 2.0, K - 5, BB - 4, H - 5, R - 3, ER - 3					RECENT APPEARANCES														
HEIGHT: 6'3"		WEIGHT: 205		B/T: L/L		AGE: 27 (8/18/1997 in Fort Wayne, IN)					DATE	DEC	P-S	IP	H	R	ER	HR	BB	SO	IR/S			
16 G		2-0		1/1 sv/svo		38/14 K/BB		2.59 ERA					4/29	H	43-23	2.0	1	0	0	0	4	0/0		
OVERALL: 16 G, 2-0, 25.1 IP, 8 R, 7 ER, 18 H, 39 K, 15 BB, HB																				MAY: 9 G, 1-0, 12.2 IP, 2 R, 2 ER, 4 H, 18 K, 7 BB, HB				
PREV. SERIES: 2 G, 0-0, 3.2 IP, 6 K, BB										SERIES VS. SPR: 1 G, 0-0, 1.0 IP, K, BB														
<p> Across his first 12 appearances this season, he held the opposition to no earned runs nine times while striking out 29 in 19.1 IP (13.7 K/9).</p> <p> From 5/4-5/18/23, he logged 6.1 consecutive scoreless innings across five relief appearances and punched out seven while walking two.</p> <p> Punched out the most batters (21) among dedicated relievers on the club in the month of April this season, also good for second most overall.</p> <p> Earned his first professional save on 5/27/23 in San Antonio as part of a combined two-hit shutout.</p>																								
2023 SPLITTS		VS. RHB: .133/.232/.167, 8 H, 2 2B, 5 RBI, 27 K, 7 BB, HB					VS. LHB: .323/.462/.387, 10 H, 2 2B, 4 RBI, 12 K, 8 BB					HOME: 7 G, 4.35 ERA, 1-0, 10.1 IP, 6 R, 5 ER, 12 H, 15 K, 7 BB					LAST WIN: 5/10/23 vs. MID							
AWAY: 9 G, 1.20 ERA, 1-0, 15.0 IP, 2 ER, 6 H, 24 K, 8 BB, HB										W/ RISP: .171/.231/.229, 6 H, 2 2B, 8 RBI, 17 K, 3 BB										LAST LOSS: 7/6/22 vs. EUG (A+)				
																				LAST SAVE: 5/27/23 @ SA				
#25 MITCHELL STUMPO - RHP					2023 HIGHS: IP - 1.0, K - 3, BB -3, H - 2, R - 2, ER - 1					RECENT APPEARANCES														
HEIGHT: 6'2"		WEIGHT: 205		B/T: R/R		AGE: 26 (6/17/1996 in Raleigh, NC)					DATE	DEC	P-S	IP	H	R	ER	HR	BB	SO	IR/S			
8 G		1-1		-/- sv/svo		15/12 K/BB		5.19 ERA					5/2	ND	17-11	1.0	0	0	0	0	1	3	0/0	
OVERALL: 8 G, 1-1, 8.2 IP, 7 R, 5 ER, 8 H, 16 K, 12 BB																				MAY: 8 G, 1-1, 8.2 IP, 7 R, 5 ER, 8 H, 16 K, 12 BB				
PREV. SERIES: 1 G, 0-0, 1.0 IP, H, K, 2 BB										SERIES VS. SPR: 1 G, 1-0, 2.1 IP, 2 H, 4 K, 2 BB														
<p> Signed by the Arizona Diamondbacks as a minor league free agent on 7/2/2019 out of Guilford College (Guilford, NC).</p> <p> In his debut season from 8/8-8/30, appeared in seven straight games (9.0 IP) without allowing a run, conceding just two hits, a plunk and three walks while fanning 12 for a 12.0 K/9 and a 4.0 strikeout to walk ratio.</p> <p> Last season with Triple-A Reno, he finished the season with a 1.34 WHIP and a 10.6 K/9 (51 K, 43.1 IP)</p>																								
2023 SPLITTS		VS. RHB: .222/.348/.222, 4 H, 4 RBI, 9 K, 4 BB					VS. LHB: .286/.545/.429, 4 H, 3B, 3 RBI, 6 K, 8 BB					HOME: 3 G, 1-0, 4.1 IP, 3 H, 2 R, 2 ER, 7 K, 4 BB					LAST WIN: 5/31/23 vs. SPR							
AWAY: 5 G, 0-1, 4.1 IP, 5 R, 3 ER, 5 H, 8 K, 8 BB										W/ RISP: .235/.440/.235, 4 H, 7 RBI, 9 K, 7 BB										LAST LOSS: 5/20/23 vs FRI				
																				LAST SAVE: 4/12/23 vs SAC (AAA)				
#21 BLAKE WORKMAN - RHP					2023 HIGHS: IP - 3.1, K - 5, BB - 2, H - 4, R - 3, ER - 3					RECENT APPEARANCES														
HEIGHT: 6'3"		WEIGHT: 195		B/T: R/R		AGE: 25 (10/8/1997 in Las Vegas, NV)					DATE	DEC	P-S	IP	H	R	ER	HR	BB	SO	IR/S			
14 G		1-0		-/- sv/svo		29/7 K/BB		5.70 ERA					4/22	ND	45-24	2.0	3	3	1	1	2	0/0		
OVERALL: 14 G, 1-0, 23.2 IP, 17 R, 15 ER, 25 H, 7 HR, 7 BB, HB, IBB, 29 K																				MAY: 7 G, 0-0, 11.1 IP, 9 R, 7 ER, 14 H, 5 HR, BB, HB, 13 K				
PREV. SERIES: 1 G, 0-0, 2.0 IP, 2 R, 0 ER, 2 H, HB, K										SERIES VS. SPR: 1 G, 0-0, 0.0 IP, 2 ER, 2 H, 2 HR														
<p> The former Mid-Season All-Star (2019, Single-A KC Cougars) enters his 5th season of professional ball.</p> <p> He split last season with Double-A Amarillo and Triple-A Reno, posting a 4.64 ERA at the Triple-A level in 2022.</p> <p> Across 13 relief appearances, he logged a 4.32 ERA in Amarillo last season with 20 punchies in 16.2 IP.</p> <p> In his first 10 games this season, he toled a 3.57 K/BB (25 K, 7 BB) with a 4.74 ERA (10 ER, 19.0 IP) while punching out three or more in an appearance five times.</p>																								
2023 SPLITTS		VS. RHB: .268/.305/.518, 15 H, 4 HR, 2 2B, 14 RBI, 16 K, 3 BB					VS. LHB: .270/.357/.676, 10 H, 4 2B, 3B, 3 HR, 11 RBI, 13 K, 4 BB, IBB, HB					HOME: 6 G, 6.30 ERA, 1-0, 10.0 IP, 7 R, 7 ER, 13 H, 3 HR, 11 K, 4 BB					LAST WIN: 4/26/23 vs. FRI							
AWAY: 8 G, 5.27 ERA, 0-0, 13.2 IP, 10 R, 8 ER, 12 H, 4 HR, 18 K, 3 BB, HB										W/ RISP: .353/.389/.618, 12 H, 3 2B, 2 HR, 18 RBI, 8 K, 2 BB, IBB										LAST LOSS: 5/17/22 vs. TUL				
																				LAST SAVE: 5/14/22 @ SPR				

STARTERS:	W/L	Quality	IP	H	R	ER	HR	BB	SO	ERA
	10-20	3	201.2	207	143	131	18	139	196	5.85
RELIEVERS:	W/L	SV/OPP	IP	H	R	ER	HR	BB	SO	ERA
	13-7	10/16	227.0	215	163	144	33	128	280	5.71

PITCHER STARTS: Albright (10), Patrick (10), Olivero (10), Hill (9), Tineo (4), Jarvis (3), Bain (3), Davies (1)

QUALITY CONTROL														
STARTING PITCHER	TOTAL STARTS	QUALITY STARTS	6-6.2 IP (0 ER)	6-6.2 IP (1 ER)	6-6.2 IP (2 ER)	6-6.2 IP (3 ER)	7-7.2 IP (0 ER)	7-7.2 IP (1 ER)	7-7.2 IP (2 ER)	7-7.2 IP (3 ER)	8-9 IP (0 ER)	8-9 IP (1 ER)	8-9 IP (2 ER)	8-9 IP (3 ER)
ALBRIGHT	10	1	0	0	0	1	0	0	0	0	0	0	0	0
BAIN	3	0	0	0	0	0	0	0	0	0	0	0	0	0
DAVIES	1	0	0	0	0	0	0	0	0	0	0	0	0	0
HILL	9	0	0	0	0	0	0	0	0	0	0	0	0	0
JARVIS	3	0	0	0	0	0	0	0	0	0	0	0	0	0
OLIVERO	10	1	0	1	0	0	0	0	0	0	0	0	0	0
PATRICK	10	1	1	0	0	0	1	0	0	0	0	0	0	0
TINEO	4	0	0	0	0	0	0	0	0	0	0	0	0	0
-	-	-	-	-	-	-	-	-	-	-	-	-	-	-
-	-	-	-	-	-	-	-	-	-	-	-	-	-	-
-	-	-	-	-	-	-	-	-	-	-	-	-	-	-
-	-	-	-	-	-	-	-	-	-	-	-	-	-	-
-	-	-	-	-	-	-	-	-	-	-	-	-	-	-
-	-	-	-	-	-	-	-	-	-	-	-	-	-	-

TEAM PITCHING																			
OVERALL																			
	W	L	ERA	G	CG	SHO	SV	SVO	IP	H	R	ER	HR	HB	BB	IBB	SO	WHIP	AVG
	23	27	5.77	50	0	3	10	16	428.2	422	306	275	51	27	267	2	476	1.61	.257
MONTHLY																			
APRIL	11	10	6.02	21	0	1	6	7	187.0	189	141	125	23	10	114	1	221	1.62	.260
MAY	10	16	5.86	26	0	2	4	8	219.2	216	157	143	26	14	140	1	235	1.62	.258
JUNE	2	1	2.86	3	0	0	0	1	22.0	17	8	7	2	3	13	0	20	1.36	.215
JULY	-	-	-	-	-	-	-	-	-	-	-	-	-	-	-	-	-	-	-
AUGUST	-	-	-	-	-	-	-	-	-	-	-	-	-	-	-	-	-	-	-
SEPTEMBER	-	-	-	-	-	-	-	-	-	-	-	-	-	-	-	-	-	-	-
HOME VS. ROAD TEAM PITCHING																			
	W	L	ERA	G	CG	SHO	SV	SVO	IP	H	R	ER	HB	BB	SO	WHIP	AVG		
HOME	12	11	6.69	23	0	0	3	4	199.0	215	162	148	11	130	215	1.73	.272		
ROAD	11	16	4.98	27	0	3	7	12	229.2	207	144	127	16	137	261	1.50	.243		
PITCHING STREAKS																			

CONSECUTIVE SCORELESS INNINGS										CONSECUTIVE SCORELESS APPEARANCES									
PLAYER	LENGTH (IP) - DATES			STREAK STATS						PLAYER	LENGTH - DATES			STREAK STATS					
Saalfrank	12.1 - 5/4-5/30			9 G, 3 H, 18 K, 5 BB, HB						Saalfrank	8 G - 5/7-5/30			3 H, 17 K, 5 BB, HB					
Patrick	11.1 - 5/21-6/3			3 GS, 3 H, 12 K, 4 BB						Backhus	6 G - 5/18-6/3			9 H, 12 K, 2 BB, HB					
Backhus	9.1 - 4/12-5/6			8 G, 4 H, 12 K, 2 BB						Backhus	6 G - 4/15-5/3			2 H, 2 BB, 9 K					
Backhus	8.1 - 5/18-6/3			6 G, 9 H, 13 K, 3 BB, HB						Rice	3 G, 5/14-19			0 H, 4 K, 0 BB, 1 SV					
Hill	7.1 - 4/8-4/15			2 GS, 6 H, 9 K, 4 BB, HBP						Pope	3 G, 5/10-19			6 H, 6 K, BB					
Goddard	6.0 - 4/26-5/9			4 G, 8 K, H						Rice	3 G - 4/20-27			BB, 3 K					
Workman	5.2 - 5/4-5/17			4 G, 4 H, 8 K, BB						Fisher	2 G - 4/21-25			H, BB, 2 K					
Jarvis	5.1 - 4/13-4/19			2 GS, 9 K, 4 BB						Goddard	2 G - 4/28-5/5			H, 6 K					
Albright	5.0 - 5/2			1 GS, H, 7 K, 2 BB						Green	2 G - 4/12-14			3 K, HBP					
Davies	4.2 - 5/20			1 GS, 3 H, 7 K, BB						Mantiply	2 G - 4/12-15			2 H, 3 K					
Pope	4.2, 5/10-19			6 H, 6 K, BB						Montes De Oca	2 G - 4/13-19			2 BB, 5 K					
Green	4.2 - 4/30-5/5			3 G, 3 H, 3 K, BB						Montes De Oca	2 G - 5/4-7			K					
Olivero	4.2 - 4/23			1 GS, 6 H, 3 BB						Otanez	2 G - 4/8-13			4 H, HBP, 4 K					
Workman	4.1 - 4/22-4/30			3 G, 3 H, 4 K, BB						Pope	2 G - 4/6-13			H, BB, HBP, 3 K					

EJECTIONS

PLAYER/COACH	DATE/LOCATION	UMPIRE	REASON
Shawn Roof	4/30, HODGETOWN vs. FRI	HP Jarrod Moehlmann	Arguing call
Shawn Roof	5/20, Riders Field @ FRI	3B Steven Rios Jr.	Arguing call

AWARDS

PLAYER/COACH	AWARD	DATES	STATS
Bryce Jarvis	TEX Pitcher of the Week	4/17-4/23/2023	W, 5.0 IP, 0 H, 8 K, 4 BB
Ryan Bliss	Texas League Player of the Month	April	.410 AVG (34-for-83), 2 HR, 14 RBI, 17 R, 18 G
Chad Patrick	TEX Pitcher of the Week	5/22-5/28/2023	W, 7.0 IP, 2 H, 6 K, 2 BB

2023 MILESTONES ON THE HORIZON

NAME	MILESTONE	TO MEET
Jeff Bain	500 Career Strikeouts	23
Jonathan Guzman	500 Career Hits, 2000 Career At-Bats	63, 33
Josh Green	250 Career Strikeouts	4
Austin Pope	250 Career Strikeouts, 200 Career IP	27, 10.2
Ryan Bliss	100 Career RBI	12
Kyle Backhus	150 Career Strikeouts	19
Hugh Fisher	100 Career Strikeouts	14

2023 MILESTONES REACHED

NAME	MILESTONE	DATE
Luke Albright	150 Career IP	4/7 @ FRI
Ryan Bliss	150 Career Hits	4/14 vs. CC
A.J. Vukovich	150 Career RBI	4/16 vs. CC
Tim Tawa	150 Career Hits	4/16 vs. CC
A.J. Vukovich	150 Career RBI	4/16 vs. CC
Andrew Saalfrank	100 Career Strikeouts	4/20 @ NWA
Jamison Hill	150 Career Strikeouts	4/21 @ NWA
Austin Pope	200 Career Strikeouts	4/21 @ NWA
Devison De Los Santos	150 Career RBI	4/26 vs. FRI
Jackson Goddard	150 Career Strikeouts	4/28 vs. FRI
Deyni Olivero	400 Career IP	4/29 vs. FRI
Tristin English	250 Career Hits	4/29 vs. FRI
Adrian Del Castillo	100 Career Hits	4/30 vs. FRI
A.J. Vukovich	250 Career Hits	5/4 @ CC
Michel Otanez	250 Career Strikeouts	5/17 @ FRI
Ryan Bliss	200 Career Hits	5/28 @ SA
Kyle Backhus	100 Career IP	6/1 vs. SPR
Deyni Olivero	300 Career Strikeouts	6/3 vs. SPR (G2)
Jordan Lawlar	150 Career Hits	6/3 vs. SPR (G1)

SOD POODLES vs. LEAGUE IN 2023 (REGULAR SEASON)

NORTH DIVISION	OVERALL	HOME	AWAY	SOUTH DIVISION	OVERALL	HOME	AWAY
Arkansas	0-0	0-0	0-0	Corpus Christi	5-7	3-3	2-4
NW Arkansas	3-3	0-0	3-3	Frisco	7-8	3-3	4-5
Springfield	4-1	4-1	0-0	Midland	2-4	2-4	0-0
Tulsa	0-0	0-0	0-0	San Antonio	2-4	0-0	2-4
Wichita	0-0	0-0	0-0	---			

SOD POODLES vs. LEAGUE ALL-TIME (REGULAR SEASON)

NORTH DIVISION	OVERALL	HOME	AWAY	SOUTH DIVISION	OVERALL	HOME	AWAY
Arkansas	11-14	6-6	5-8	Corpus Christi	46-44	23-17	23-27
NW Arkansas	18-14	8-5	10-9	Frisco	44-48	25-25	19-23
Springfield	17-13	10-7	7-6	Midland	47-40	26-23	21-17
Tulsa	17-21	8-11	9-10	San Antonio	25-25	10-8	15-17
Wichita	10-8	3-3	7-5	---			

SOD POODLES OFFENSE

Most Runs, Game: 13 (2x: Last: 5/31 vs. SPR)
Most Runs, Inning: 7 (4x: Last: 5/31 vs. SPR, 7th inning)
Most Hits, Game (Team): 18 (2x: Last: 5/31 vs. SPR)
Most Hits, Game (Indiv.): 4 (Beer, 5/31 vs. SPR)
Fewest Hits, Game: 2 (3x: Last: 5/18 @ FRI)
Most Hits, Inning: 8 (5/5 @ CC, 3rd inning)
Most HRs, Game (Team): 3 (5/31 vs. SPR)
Most HRs, Game (Indiv.): 1 (53x: Last: Tawa, 6/3 vs. SPR, G2)
Most HR, Inning (Team): 2 (3x: Last: Roberts/Lawlar, 6/3 vs. SPR, G1, 6th inning)
Most SBs, Game (Team.): 7 (4/12 vs. CC)
Most SBs, Game (Indiv.): 2 (7x: Last: Bliss, 5/31 vs. SPR)
Grand Slams:
Most Runners LOB, Team: 12 (2x: Last: 5/31 vs. SPR)
Most Runs Combined (Two Teams): 23 (3x: Last: 4/26 vs. FRI)
Most Hits Combined (Two Teams): 33 (4/12 vs. CC)
Most Home Runs During Series (Two Teams): 19 (5/9-5/14 vs. MID)
Most Runs To Overcome Deficit: 10 (4/26 vs. FRI)

SOD POODLES DEFENSE

Most Errors, Team: 4 (2x: Last: 5/23 @ SA)
Most Errors, Individual: 2 (Lawlar, 5/23 @ SA)
Most Double Plays: 3 (4/12 vs. CC)

SOD POODLES PITCHING

Most Ks, Team (9 innings): 14 (5/19 @ FRI)
Most Ks, Team (extra innings): 14 (4/20 @ NWA, 10)
Most Walks, Team: 11 (2x: Last: 5/26 @ SA)
Shutouts: 3 (Last: 5/27 @ SA)
Complete Games (9 IP): --
Complete Games (7 IP): --
Complete Game Shutout: --
Complete Game Shutout (9.0 IP): --
Longest Start: 7.0 IP (Patrick, 5/27 @ SA)
Longest Relief Appearance: 3.1 IP (2x: Last: Workman, 4/26 vs. FRI)
Most Ks, Individual: 8 (2x: Last: Jarvis, 4/19 @ NWA)
Most Walks, Individual: 6 (2x: Last: Olivero, 5/23 @ SA)

OPPONENTS OFFENSE

Most Runs, Game: 16 (2x: Last: 5/11 vs. MID)
Most Runs, Inning: 8 (2x: Last: 5/17 @ FRI, 5th inning)
Most Hits, Game (Team): 19 (5/11 vs. MID)
Most Hits, Game (Indiv.): 5 (2x: Last: Calabuig, 5/11 vs. MID)
Fewest Hits, Game: 2 (3x: Last: 5/27 @ SA)
Most Hits, Inning: 7 (5/17 @ FRI)
Most HRs, Game (Team): 5 (5/9 vs. MID)
Most HRs, Game (Indiv.): 3 (Rave, 4/18 @ NWA)
Most SBs, Game (Indiv.): 3 (Acuña, 4/30 vs. FRI)
Grand Slams Against: 5 (Last: Hicks, 5/20 @ FRI)
Most Runners LOB, Team: 13 (5/20 @ FRI)
Most Runs To Overcome Deficit: 6 (5/20 @ FRI)

OPPONENTS PITCHING

Most Ks Team (9 innings): 14 (2x: Last: 5/17 @ FRI)
Most Ks, Team (extra innings): 14 (4/20 @ NWA)
Most Walks, Team: 10 (4/20 @ NWA)
Most Ks, Individual: 10 (Leiter, 5/17 @ FRI)
Most Walks, Individual: 5 (Cusick, 5/14 vs. MID, G2)

OPPONENTS DEFENSE

Most Errors, Team: 3 (4/12 vs. CC)
Most Errors, Individual: 3 (Whitcomb, 4/12 vs. CC)
Most Double Plays: 2 (6x: Last: 5/24 @ SA)

MISCELLANEOUS

Longest Home Game Time (9 innings): 3:16 (4/12 vs. CC)
Shortest Home Game Time (9 innings): 2:11 (5/30 vs. SPR)
Longest Road Game Time (9 innings): 3:13 (5/5 @ CC)
Shortest Road Game Time (9 innings): 2:05 (5/2 @ CC)
Longest Game Time (7 innings): 2:32 (5/14 vs. MID, G2)
Shortest Game Time (7 innings): 1:39 (6/3 vs. SPR, G2)
Longest Extra-Inning Game: 3:26 (5/20 @ FRI)
Longest Game (Innings): 10 (3x: Last: 5/20 @ FRI)
Longest Game Delay (Home): 0:10, 4/16 vs. FRI (rain)
Longest Game Delay (Road): 1:53, 5/19 @ FRI (rain)
Highest Attendance (Home): 7,165 (5/12 vs. MID)
Highest Attendance (Road): 10,019 (5/16 @ FRI)
Lowest Attendance (Home): 3,231 (4/25 vs. FRI)
Lowest Attendance (Road): 2,399 (4/18 @ NWA)



LAST TIME IT HAPPENED - 2023

SOD POODLES (INDIVIDUAL)

Perfect Game:
No-Hitter (Individual):
No-Hitter (Combined):
No-Hitter (7-Inning):
1-Hitter (Individual):
1-Hitter (Combined):
2-Hitter (Individual):
2-Hitter (Combined): 3x: Last: 5/27 @ SA, Patrick/Saalfank
3-Hitter (Combined): 4x: Last: 5/30 vs. SPR, Bain/Goddard/Saalfank/Pope
3-Hitter (Individual):
Complete Game Shutout (9 Inning):
Complete Game Shutout (7 Inning):
10 or more strikeouts (P):
Four (4) Hits: Seth Beer (5/31 vs. SPR)
Five (5) Hits:
Six (6) Hits:
Three (3) Doubles:
Four (4) Doubles:
Two (2) Triples:
Two HR Game:
Three HR Game:
Grand Slam (Home):
Grand Slam (Road):
Inside-The-Park HR:
Back-To-Back HRs: 2x: Last: Roberts/Vukovich (6/3 vs. SPR, G1)
Back-To-Back-To-Back HRs:
HR, Both Sides of the Plate:
Hitting for the Cycle:

HR in 2 straight games: 7x: Last: Vukovich (6/1 vs. SPR - 6/3 vs. SPR, G1)
HR in 3 straight games:
HR in 4 straight games:
Triple in 2 straight games:
Five (5) RBI:
Six (6) RBI:
Three Runs: 7x: Last: Beer (5/31 vs. SPR)
Four Runs:
Five Runs:
Two Stolen Bases: 7x: Last: Bliss (5/31 vs. SPR)
Three Stolen Bases:
Four Stolen Bases:
Steal of home (straight):
Steal of home (double steal): Vukovich/English, 4/12 vs. CC
Four (4) Walks: Roberts (5/31 vs. SPR)
Five (5) Walks:
10 Total Bases in a game:

SOD POODLES TEAM

20 Runs, Game:
20 Hits, Game:
10+ Runs, Inning:
Back-to-back 15-hit games:
Everyone in order gets a hit: 2x: Last: 5/5 @ CC
Everyone in order scores a run: 5/5 @ CC
Only player in order to get a hit:
15+ Strikeouts, Game (Batting):
Triple Play:
Winning Streak: 5 (5/27-6/1)
Losing Streak: 4 (2x: Last: 5/23-5/26)



HIGHS & LOWS - ALL TIME



SOD POODLES OFFENSE

Most Runs, Game: 20 (9/11/21 vs. TUL)
Most Runs, Inning: 11 (6/11/22 vs. FRI, 8th inning)
Most Hits, Game: 24 (9/11/21 vs. TUL)
Most Hits, Game (Indiv.): 5 (3x: Last: Barrosa, 7/22 @ MID)
Fewest Hits, Game: 0 (5/26/22 @ ARK)
Most HRs, Game (Team): 7, (6/5/21 @ FRI)
Most HRs, Game (Indiv.): 3, Olivares (5/5/19 vs. ARK)
Grand Slams: 11 (Last: Cedenno, 6/30 vs. NWA, 8th inning)
Most SBs, Game (Team.): 7 (4/12/23 vs. CC)
Most SBs, Game (Indiv.): 3 (5x: Last: Barrosa, 9/4/22 vs. FRI)
Most Runners LOB, Team: 14 (3x: Last: 7/30/21 vs. SA)
Most Runs Combined (Two Teams): 32 (9/11/21 vs. TUL)
Most Hits Combined (Two Teams): 37 (2x: Last: 4/23/22 vs SA)
Most Home Runs During Series (Two Teams): 34 (9/7-12/21 vs. TUL)
Most Runs To Overcome Deficit: 10 (4/26/23 vs. FRI)

SOD POODLES DEFENSE

Most Errors, Team: 5 (6/19/21 vs. MID)
Most Errors, Individual: 2 (26x: Last: Lawlar, 5/23/23 @ SA)
Most Ground Into Double Plays: 4 (2x: Last: 9/17/21 vs. FRI)

SOD POODLES PITCHING

Most Ks, Team (9 innings): 17 (2x: Last: 5/9/21 @ TUL)
Most Ks, Team (extra innings): 19 (5/11/19 @ CC)
Most Walks, Team: 12 (8/27/22 @ CC)
Shutout: 23x: Last: 5/27/23 @ SA, Patrick/Saalfank
Last Complete Game (9 IP): --
Last Complete Game (7 IP): Nelson (G1, 9/1/21 @ SA)
Last Complete Game (5 IP): Walston (7/29/22 vs. CC)
Last Complete Game Shutout: Frias (8/1/21 vs. SA (7))
Longest Start: 8.0 IP (Cecconi, 6/8/22 vs FRI)
Longest Relief Appearance: 3.1 IP (4x, last: Workman, 4/26 vs FRI)
Most Ks, Individual: 12 (4x: Last: Pfaadt: 6/23/22 @ CC)
Most Walks, Individual: 7 (Nelson, 7/6/21 @ SA)



LAST TIME IT HAPPENED - ALL TIME

SOD POODLES (INDIVIDUAL)

Perfect Game:
No-Hitter (Individual):
No-Hitter (Combined):
No-Hitter (7-Inning): 2x: Tabor, 7/11/21 @ SA; Frias, 8/1/21 vs. SA
1-Hitter (Individual): 7/29/22 (Walston, 5-inning game)
1-Hitter (Combined): 2x: Last: 4/16/22 (Jarvis, Weiss - 7 inning game)
2-Hitter (Individual):
2-Hitter (Combined): 5x: Last: 5/27/23 @ SA, Albright/Saalfank
3-Hitter (Combined): 19x: Last: 5/30/23 vs. SPR, Bain/Goddard/Saalfank/Pope
3-Hitter (Individual):
Complete Game Shutout (9 Inning):
Complete Game Shutout (7 Inning): 2x: Tabor, 7/11/21 @ SA; Frias, 8/1/21 vs. SA
10 or more strikeouts: 14x, Last: Walston (7/29/22 vs. CC)
Four (4) Hits: 30x: Last: Beer (5/31/23 vs. SPR)
Five (5) Hits: 3x: Last: Cedenno (8/18/22 @ MID)
Six (6) Hits:
Three (3) Doubles: 3x: Last: Carroll, (4/23/22 vs SA)
Four (4) Doubles:
Two (2) Triples:
Two HR Game: 29x: Last: Cedenno (8/23/22 @ CC)
Three HR Game: Olivares, 5/5/19 @ ARK
Grand Slam (Home): 9x: Last: Cedenno, 6/30/22 vs NWA
Grand Slam (Road): 2x: Last: De La Cruz, 6/5/21 @ FRI
Inside-The-Park HR: 4x: Last: Basabe (6/19/21 vs WCH)
Back-To-Back HRs: 18x: Last: Roberts/Vukovich (6/3/23 vs. SPR, G1)
Back-To-Back-To-Back HRs:
B-2-B-2-B-2-B HRs: 9/11/21 vs. TUL - Garrett/Kennedy/Fletcher/Canzone (3rd inning)
HR, Both Sides of the Plate: 3x: Last: Stankiewicz (7/15/22 vs SA)
Hitting for the Cycle:

OPPONENTS OFFENSE

Most Runs, Game: 21 (2x: Last: 9/2/22 vs. FRI)
Most Runs, Inning: 11 (9/2/22 vs. FRI, 5th inning)
Most Hits, Game (Team): 23 (9/2/22 vs. FRI)
Most Hits, Game (Indiv.): 6 (Guldberg, 4/10/22 vs MID)
Fewest Hits, Game: 0 (2x: Last: 8/1/21 vs. SA - Frias no-hitter)
Most HRs, Game (Team): 9 (Last: 5/17/22 vs. TUL)
Most HRs, Game (Indiv.): 4 (Chandler Redmond, 8/10/22 vs SPR)
Most SBs, Game (Indiv.): 3 (Acuña, 4/30/23 vs. FRI)
Grand Slams: 23 (Last: Hicks, 5/20/23 @ FRI, off Hill, 5th inning)
Most Runners LOB, Team: 16 (4/10/22 vs. MID)
Most Runs To Overcome Deficit: 10 (7/18/21 @ MID)

OPPONENTS PITCHING

Most Ks Team (9 innings): 17 (2x: Last: 5/9/21 @ TUL)
Most Ks, Team (extra innings): 19 (5/11/19 @ CC, 10)
Most Walks, Team: 10 (4x: Last: 4/20 @ NWA)
Shutout: 21x: Last: 4/22 @ NWA
Last Complete Game: Jones (5/26/22 (2) @ ARK)
Last Complete Game Shutout (7 IP): Jones (5/26/22 (2) @ ARK)
Most Ks, Individual: 14 (Dustin May, 6/22/19 @ TUL)
Most Walks, Individual: 7 (Robaina, 7/31/22 vs. CC)

OPPONENTS DEFENSE

Most Errors, Team: 4 (5x: Last: 7/22/22 @ MID)
Most Errors, Individual: 3 (3x: Last: Whitcomb, 4/12/23 vs. CC)
Most Ground Into Double Plays: 4 (2x: Last: 9/14/22 @ SA)

MISCELLANEOUS

Longest Home Game Time (9 innings): 4:08 (9/11/21 vs. TUL)
Shortest Home Game Time (9 innings): 2:01 (6/8/22 vs FRI)
Longest Road Game Time (9 innings): 3:34 (7/29/19 @ NWA)
Shortest Road Game Time (9 innings): 1:50 (8/21/22 @ MID)
Longest Game Time (7 innings): 2:36 (9/1/21 @ SA)
Shortest Game Time (7 innings): 1:29 (5/26/22 (2) @ ARK)
Longest Extra-Inning Game: 4:08 (4/22/22 vs. SA, 11)
Longest Game (Innings): 12 (2x: Last: 5/27/22 @ ARK)
Longest Game Delay (Home): 3:15 (5/18/21 vs. MID)
Longest Game Delay (Road): 1:53 (5/19/23 @ FRI)
Highest Attendance (Home): 7,481 (7/3/22 vs. NWA)
Highest Attendance (Road): 10,366 (5/18/19 @ FRI)
Lowest Attendance (Home): 3,851 (6/1/22 vs. MID)
Lowest Attendance (Road): 1,906 (8/17/22 @ MID)
Largest Margin of Victory: 15 (19-4, 6/9/21 vs. CC)
Largest Margin of Defeat: 19 (21-2, 9/2/22 vs. FRI)

SOD POODLES TEAM

20 Runs, Game: 20, 9/11/21 vs. TUL
20 Hits, Game: 5x: Last: 20, 8/18/22 @ MID
10+ Runs, Inning: 2x: Last: 6/11/22 vs. FRI (11, 8th inning)
Back-to-back 15-hit games: 2x: Last: 4/22-4/23/22 vs. SA
Everyone in order gets a hit: 28x: Last: 5/5/23 @ CC
Everyone in order gets multiple-hits: 5/8/22 vs. MID
Everyone in order scores a run: 7x: Last: 5/5/23 @ CC
Only player in order to get a hit: 4x: Last: Diaz, G1, 9/1/21 @ SA
15+ Strikeouts, Game (Batting): 16x: Last: 6/25/22 @ CC (16)
Triple Play:
Winning Streak: 6 (9/10-9/16/22)
Losing Streak: 7 (7/30-8/6/22)

[illegible][illegible][illegible]

Game	Date	Opponent	W/L	Winning Pitcher	Losing Pitcher	Save	Record	Standing	Attendance	TOG
1	4/6	@ FRI	L, 12-4	Anderson, G (1-0)	Jarvis, B (0-1)	-	0-1	T-2nd (-1.0)	8,320	2:28
2	4/7	@ FRI	W, 3-1	Albright, L (1-0)	Krauth, N (0-1)	Backhus, K (1)	1-1	T-1st (+0.5)	8,655	2:16
3	4/8	@ FRI	W, 5-3	Rice, J (1-0)	Starr, N (0-1)	Vizcaino, R (1)	2-1	T-1st (+1.0)	9,030	2:57
4/9-10		OFF								
4	4/11	CC	L, 5-4	Melendez, J (1-0)	Patrick, C (0-1)	Macuare, A (1)	2-2	T-2nd (-1.0)	5,452	2:26
5	4/12	CC	W, 13-10	Mantiply, J (1-0)	Robaina, J (0-1)	-	3-2	T-1st (+1.0)	4,093	3:16
6	4/13	CC	W, 5-2	Jarvis, B (1-1)	Cobos, F (0-1)	Montes De Oca, C (1)	4-2	1st (+1.0)	4,547	2:39
7	4/14	CC	L, 13-10	Sprinkle, J (1-0)	Albright, L (1-1)	-	4-3	T-1st (+1.0)	6,417	2:54
8	4/15	CC	W, 5-3	Mantiply, J (2-0)	Gordon, C (0-2)	Backhus, K (2)	5-3	1st (+1.0)	6,146	2:28
9	4/16	CC	L, 11-5	Melendez, J (2-0)	Patrick, C (0-2)	-	5-4	T-1st (+1.0)	5,187	2:54
4/17		OFF								
10	4/18	@ NWA	L, 16-6	Del Rosario, Y (1-0)	Olivero, D (0-1)	-	5-5	T-1st (+1.0)	2,399	2:40
11	4/19	@ NWA	W, 5-0	Jarvis, B (2-1)	Veneziano, A (1-1)	-	6-5	T-1st (+1.0)	2,792	2:29
12	4/20	@ NWA	W, 3-2 (10)	Otanez, M (1-0)	Biasi, D (1-1)	Rice, J (1)	7-5	1st (+0.5)	3,751	3:08
13	4/21	@ NWA	L, 5-0	Hoffmann, A (2-1)	Hill, J (0-1)	-	7-6	T-1st (+1.0)	4,690	2:26
14	4/22	@ NWA	L, 5-0	Marsh, A (1-0)	Patrick, C (0-3)	-	7-7	T-1st (+3.0)	4,856	2:14
15	4/23	@ NWA	W, 6-2	Saalfrank, A (1-0)	Way, B (0-2)	-	8-7	T-1st (+0.5)	4,640	2:48
4/24		OFF								
16	4/25	FRI	W, 9-7	Rice, J (2-0)	Starr, N (1-2)	Backhus, K (3)	9-7	T-1st (+1.0)	3,231	2:34
17	4/26	FRI	W, 12-11 (10)	Workman, B (1-0)	Church, M (0-1)	-	10-7	1st (+1.0)	3,275	3:24
18	4/27	FRI	L, 5-1	Roby, T (1-2)	Bain, J (0-1)	-	10-8	1st (+0.5)	6,239	2:38
19	4/28	FRI	L, 12-6	Speas, A (1-0)	Patrick, C (0-4)	-	10-9	2nd (-0.5)	4,393	2:55
20	4/29	FRI	W, 11-4	Olivero, D (1-1)	Leiter, J (0-2)	-	11-9	1st (+0.5)	5,928	2:38
21	4/30	FRI	L, 12-7	Church, M (1-1)	Tineo, M (0-1)	-	11-10	T-1st (+0.5)	5,125	2:53
5/1		OFF								
22	5/2	@ CC	L, 3-1	Robaina, J (1-2)	Fisher, H (0-1)	-	11-11	T-2nd (-1.0)	2,774	2:05
23	5/3	@ CC	W, 3-0	Pope, A (1-0)	Kouba, R (1-1)	Backhus, K (4)	12-11	T-1st (+1.5)	2,401	2:15
24	5/4	@ CC	L, 6-1	Gordon, C (2-2)	Patrcik, C (0-5)	-	12-12	T-2nd (-1.0)	3,678	2:11
25	5/5	@ CC	W, 12-8	Goddard, J (1-0)	Plumlee, P (0-1)	-	13-12	T-1st (+2.5)	4,651	3:13
26	5/6	@ CC	L, 12-7	VanWey, L (1-0)	Tineo, M (0-2)	-	13-13	T-2nd (-1.0)	4,327	2:49
27	5/7	@ CC	L, 5-4	Arrighetti, S (2-2)	Albright, L (1-2)	McDonald, C (1)	13-14	T-2nd (-2.0)	4,726	2:28
5/8		OFF								
28	5/9	MID	L, 11-9	Supak, T (2-0)	Hill, J (0-2)	-	13-15	2nd (-3.0)	6,284	2:47
29	5/10	MID	W, 6-3	Saalfrank, A (2-0)	Salinas, R (1-2)	-	14-15	2nd (-2.0)	4,495	2:20
30	5/11	MID	L, 16-6	Pérez, F (1-0)	Olivero, D (1-2)	-	14-16	2nd (-3.0)	5,363	2:56
31	5/12	MID	L, 6-1	Cushing J (1-0)	Tineo, M (0-3)	-	14-17	3rd (-4.0)	7,165	2:27
	5/13	MID	PPD							
32	5/14(1)	MID	W, 10-1	Albright, L (2-2)	Ginn, J (0-2)	-	15-17	-	0	1:40
33	5/14(2)	MID	L, 13-1	Tomioka, S (1-0)	Hill, J (0-3)	-	15-18	3rd (-4.0)	4,621	2:32
5/15		OFF								
34	5/16	@ FRI	L, 3-2	Church, M (2-2)	Goddard, J (1-1)	Starr, N (1)	15-19	3rd (-4.0)	10,019	2:30
35	5/17	@ FRI	L, 10-4	Leiter, J (2-2)	Olivero, D (1-3)	-	15-20	T-4th (-4.0)	2,890	2:27
36	5/18	@ FRI	L, 7-1	Garcia, R (1-3)	Bain, J (0-2)	-	15-21	5th (-4.0)	3,480	2:13
37	5/19	@ FRI	W, 2-1	Albright, L (3-2)	White, O (1-1)	Rice, J (2)	16-21	T-4th (-4.0)	5,943	2:24 (1:53)
38	5/20	@ FRI	L, 8-7 (10)	Kelly, A (2-0)	Stumpo, M (0-1)	-	16-22	T-4th (-5.0)	7,070	3:26
39	5/21	@ FRI	W, 3-1	Patrick, C (1-5)	Church, M (2-3)	Montes De Oca, C (2)	17-22	T-4th (-5.0)	6,306	2:32
5/22		OFF								
40	5/23	@ SA	L, 14-4	Bachar, L (2-0)	Olivero, D (1-4)	-	17-23	5th (-5.0)	5,054	2:48
41	5/24	@ SA	L, 4-3	Hernandez, N (3-1)	Montes De Oca, C (0-1)	-	17-24	5th (-5.0)	4,990	2:35
42	5/25	@ SA	L, 5-4	Kopps, K (3-0)	Otanez, M (1-1)	Jacob, A (1)	17-25	5th (-6.0)	3,549	2:35
43	5/26	@ SA	L, 8-2	Wolf, J (3-5)	Hill, J (0-4)	-	17-26	5th (-7.0)	4,124	2:57
44	5/27	@ SA	W, 1-0	Patrick, C (2-5)	Snider, D (0-3)	Saalfrank, A (1)	18-26	5th (-6.0)	4,828	2:30
45	5/28	@ SA	W, 9-3	Grammes, C (1-0)	Henry, H (1-2)	-	19-26	5th (-5.0)	3,530	2:46
5/29		OFF								
46	5/30	SPR	W, 7-1	Bain, J (1-2)	Gragg, L (0-3)	-	20-26	5th (-4.0)	4,179	2:11
47	5/31	SPR	W, 13-8	Stumpo, M (1-1)	Sawyer, L (1-2)	-	21-26	4th (-4.0)	4,177	3:03
48	6/1	SPR	W, 3-2	Grammes, C (2-0)	Pereira, W (3-3)	-	22-26	4th (-4.0)	4,690	1:54
49	6/2	SPR	PPD							
49	6/3(1)	SPR	L, 5-4 (8)	Roycroft, C (1-0)	Backhus, K (0-1)	Granillo, A (2)	22-27	4th (-3.5)	-	2:26
50	6/3(2)	SPR	W, 6-1 (7)	Olivero, D (2-4)	Hernandez, K (5-2)	-	23-27	4th (-4.0)	6,502	1:39
51	6/4	SPR								