

OMAHA STORM CHASERS GAME NOTES

AT ST. PAUL SAINTS

LHP Daniel Lynch (1-0, 5.25 ERA) @ RHP Simeon Woods Richardson (0-4, 6.49 ERA)

Tuesday, May 23, 2023 | Game #44 | Road Game #20

11:07 a.m. CT First Pitch | CHS Field | Saint Paul, Minnesota

Radio: stormchasers.mixlr.com | TV: Bally Live, MiLB.TV

19-24

23-20

Omaha Storm Chasers | 12356 Ballpark Way, Papillion, Nebraska 68046 | (402) 738-5100 | OmahaStormChasers.com | @OMASstormChasers

UPCOMING SCHEDULE & PROBABLE PITCHERS

UPCOMING GAMES

OPPONENT

TIME (CT)

PROBABLE PITCHERS

Wednesday, May 24

@ St. Paul

7:07 p.m. CT

LHP Anthony Veneziano (Triple-A Debut) @ LHP Brent Headrick (1-1, 4.94 ERA)

Thursday, May 25

@ St. Paul

7:07 p.m. CT

LHP Austin Cox (2-0, 3.24 ERA) @ TBD

Friday, May 26

@ St. Paul

7:07 p.m. CT

LHP Drew Parrish (1-2, 5.09 ERA) @ RHP Aaron Sanchez (2-4, 4.89 ERA)

Saturday, May 27





@ St. Paul

7:07 p.m. CT

RHP Jonathan Heasley (1-4, 8.53 ERA) @ RHP Randy Dobnak (1-1, 5.45 ERA)

THE MATCHUP

(UNDERLINE = MiLB LEADER) (BOLD = TRIPLE-A LEADER) (ITALICS = TRIPLE-A WORST)

			
.257 (13TH) < AVG	.247 (18TH)	5.56 (17TH) ERA	4.47 (6TH)
239 (9TH) < R	220 (14TH)	1.60 (17TH) WHIP	1.46 (5TH)
373 (14TH) < H	349 (20TH)	.282 (20TH) AVG	.248 (6TH)
54 (10TH) < HR	53 (11TH)	382.1 (9TH) < IP	374.0 (18TH)
190 (14TH) < BB	190 (14TH)	421 (18TH) H	354 (6TH)
370 (6TH) < K	477 (20TH)	259 (18TH) R	215 (5TH)
82 (2ND) < SB	50 (7TH)	63 (18TH) HR	45 (3RD)
349 (14TH) < OBP	.346 (16TH)	190 (7TH) < BB	193 (9TH)
.443 (8TH) < SLG	.429 (11TH)	371 (16TH) K	420 (3RD)
.792 (8TH) < OPS	.775 (13TH)	1 (11TH) < SHO	1 (11TH)

ALL-TIME vs. Saints.....28-29 (.491)

ALL-TIME in Omaha.....13-11 (.542)

ALL-TIME in St. Paul.....15-18 (.455)

2023 vs. Saints.....0-0 (---)

2023 at Werner Park.....0-0 (---)

2023 at CHS Field.....0-0 (---)

DATE H/R	SCORE	WIN	LOSS	SAVE
5/23 R				
5/24 R				
5/25 R				
5/26 R				
5/27 R				
5/28 R				
7/18 H				
7/19 H				
7/20 H				
7/21 H				
7/22 H				
7/23 H				
8/22 H				
8/23 H				
8/24 H				
8/25 H				
8/26 H				
8/27 H				

STORM CHASERS ON THE RISE

Omaha players that appear on a Top-30 Royals prospects ranking

PLAYER (POSITION)	MLB PIPELINE	BASEBALL AMERICA
Nick Loftin (INF/OF)	Royals No. 4	Royals No. 8
Drew Waters (OF, <i>MLB REHAB</i>)	Royals No. 6	Royals No. 3
Tyler Gentry (OF)	Royals No. 8	Royals No. 7
Samad Taylor (INF/OF)	Royals No. 21	Royals No. 24
Tucker Bradley (OF)	Royals No. 28	—
Jackson Kowar (RHP)	—	Royals No. 17

STORM CHASERS PRESS BOX

Game Notes compiled by Nicholas Badders

Credential Requests: nicholasb@omahastormchasers.com

Omaha Storm Chasers gameday information, as well as the 2023 Storm Chasers Media Guide can be found at milb.com/omaha/ballpark/media or by scanning the QR code to the right.



SUNDAY'S GAME



Toledo
Omaha

	1	2	3	4	5	6	7	8	9	R	H	E	LO
Toledo	0	2	0	1	1	0	0	0	0	4	15	2	11
Omaha	0	0	1	3	0	3	1	0	x	8	12	0	9

WIN: Walter Pennington (1-0) | LOSS: Seth Elledge (0-1) | SAVE: None

PAPILLION, NEB. – The Omaha Storm Chasers tied a season-high with four home runs and Major League rehabber **Drew Waters** produced his second four-hit game of the week, in a 8-4 win over the Toledo Mud Hens, securing Omaha's first home series win of the year.

Waters finished the day 4-for-5 and a single shy of the cycle of the cycle, playing a big role in the first half of the game especially ... he opened the scoring for Omaha in the 3rd inning with a solo homer, then gave the Storm Chasers the lead in the 4th, sending a two-run homer to left field.

After **Tucker Bradley** singled in an error-aided run in the 4th inning ahead of Waters' homer, he gave Omaha the lead for good in the 6th, as he sent a two-run homer to the opposite field in the 6th inning, at the time making the score 6-4.

Later in the 6th, **Nick Loftin** grounded into a run-scoring double play, after he came to bat with the bases loaded and nobody out ... **Jackson Reetz** then led off the bottom of the seventh with Omaha's fourth home run of the season, a 412-foot shot to left field that was the dagger in the 8-4 win.

Starting pitcher **Jonathan Heasley** didn't have his best on Sunday, allowing four runs on a career-high 11 hits over 4.1 innings ... behind him, however, Omaha's bullpen shut Toledo down, giving the Chasers' bats a chance to surge ahead.

Andrés Núñez stranded a pair of baserunners inherited from Heasley to work out of the 5th inning, then **Nick Wittgren** (1-0) worked two scoreless innings and earned his first win of the season, as he pitched the 6th and 7th innings.

Dylan Coleman followed Wittgren with a season-high 2.0 innings and did not allow a run as well, allowing three hits over the two scoreless frames to finish the game.

In the third ABS Challenge game of the series, Omaha was active as well, challenging 7 of 9 pitches correctly, with successful challenges coming from five different hitters and two from catcher **Jackson Reetz**, who is 8-for-18 (44%) in challenges when behind the plate.

NOTES AND NUGGETS

HOT HITTERS

The Omaha Storm Chasers come to visit St. Paul this week on the heels of its best offensive week of the season and the team's first six-game series win this season.

Omaha hit 321 last week against Toledo, the team's best batting average over a six-game series this season, the second-highest in the league last week.

Omaha's 45 runs scored, 67 hits, 112 total bases, 17 doubles, 27 extra-base hits, 28 walks and 14 steals last week all set single-series highs as well this season.

RELIEF AID

While there was a heavy workload on Omaha's relievers last week against Toledo, the Storm Chasers' bullpen compiled perhaps its best week of the season.

10 Chasers relievers combined for a 2.54 ERA (8 ER in 28.1 IP) last week, the 4th-best among all Triple-A teams and 14th of the 120 Minor League teams ... the bullpen's 1.16 WHIP also ranked 4th in Triple-A, while a .221 opponents' average was 7th.

7 of the 10 relievers last week did not allow an earned run, giving Omaha its best bullpen ERA of any six-game series this season (7 have been played), despite collectively pitching the 3rd-most innings.

In total, 10 of the 15 different pitchers that threw in games for Omaha last week did not allow an earned run, combining for 32.2 scoreless innings, while 5 pitchers combined to allow 23 ER in 20.0 IP (10.35 ERA).

SLICK NICK

Infielder **Nick Loftin** has turned things around in May after starting the season with a down month of April.

In May, Loftin is slashing .328/.403/.493 (22-for-67) with 14 runs batted and 8 walks over 17 games ... that contrasts to a .220/.244/.402 (18-for-82) slashline last month, with 11 RBI and two walks over 20 games.

Loftin's 14 RBI, 22 hits and 33 total bases lead the Storm Chasers this month, while he's second in average behind **Dairon Blanco** (.353).

His active 6-game hitting streak and 10-game on-base streak are his longest of the season and the longest active streaks amongst Storm Chasers hitters ... since his 10-game on-base streak started on May 10, he has 13 hits and 7 walks.

YOU WANNA SEE SOME REAL SPEED?

With two steals Sunday, Chasers have 82 steals in 43 games (average of 1.91 SB/game) and have been caught just 15 times for a success rate of 84.54%.

92 steals rank 2nd in the International League, 2nd among all Triple-A teams and 9th in Minor League Baseball ... among Triple-A teams, only the Worcester Red Sox (85) have more steals, while the Lynchburg Hillcats lead the minors (120) and Kansas City's Single-A affiliate, the Columbia Fireflies are 2nd in MiLB (106).

With one steal Sunday, outfielder **Dairon Blanco** has 28 stolen bases this season (in 31 tries), which is 1st in the league, 1st in Triple-A and tied 3rd in the Minor Leagues ... Blanco has stolen 15 bases in 12 games this month, including 4 last week ... he has stolen a base in 5 straight games and has six games of 2+ steals already this year.

Samad Taylor added a steal Sunday as well and is 2nd on the team behind Blanco with 22 steals (in 26 attempts) and ranks 4th in the league and 4th in Triple-A and is tied 10th in the Minors ... he's stolen 10 bases in 18 games this month.

The Chasers have stolen at least one base in 30 of 43 games, with multiple steals in 26 games and five occasions of 5+ steals.

AT A GLANCE

RECENT (W1)

Last 5 Games 4-1
Last 10 Games 7-3
Last 20 Games 10-10

HOME/AWAY

Home Games 9-15
Away Games 10-9

TIME OF DAY

Night Games 12-14
Day Games 7-10

MONTH

March 1-0
April 9-15
May 9-9
June
July
August
September

OPPONENT

vs. Columbus
vs. Gwinnett 1-5
vs. Indianapolis 3-0
vs. Iowa 2-2
vs. Louisville 2-4
vs. Memphis
vs. Nashville 2-4
vs. Rochester
vs. Scranton/WB 3-3
vs. St. Paul
vs. Toledo 6-6

DAY OF THE WEEK

on Monday
on Tuesday 0-7
on Wednesday 2-5
on Thursday 3-4
on Friday 6-2
on Saturday 3-4
on Sunday 5-2

LAST WEEK'S SERIES

Record 4-2
Batting Average (.321)
Runs/Per Game 45/7.5
Home Runs 8
ERA 3.83 (23 ER / 54.0 IP)
Strikeouts (K/9) 55 (9.8)
Saves/Opportunities /

QUICK FACTS

Founded.....	2011 (1969-2010: Omaha Royals)
Colors.....	Royal Blue, Twister Gold, Blackout Black
League.....	International League (Since 2021)
Ownership.....	Alliance Baseball Omaha LLC
General Manager.....	Laurie Schlender (4th Year)
Home Ballpark (Capacity).....	Werner Park (9,023, 6,254 fixed seats)
Dimensions.....	LF- 310 CF- 402 RF- 315

ROSTER BREAKDOWN

Age 23.....0	Native of Cuba.....1
Age 24.....4	Native of Panama.....1
Age 25.....4	Native of United States.....27
Age 26.....11	Native of Venezuela.....1
Age 27.....5	Acquired by Royals via Free Agency.....10
Age 28.....1	(International).....1 (Minor League).....6 (Undrafted).....3
Age 29.....2	Acquired by Royals via Trade.....7
Age 30.....2	Acquired by Royals via First Year Player Draft.....13
Age 31.....1	(High School).....0 (Rounds 1-5).....5 (2015-17 Drafts).....2
Age 32.....0	(2nd Year/College).....1 (Rounds 6-10).....4 (2018 Draft).....5
Average Age.....26 Years 183 Days	(3rd Year/College).....9 (Rounds 11-20).....2 (2019 Draft).....4
Median Age.....26	(4th+ Year/College).....3 (Rounds 21-40).....2 (2020 Draft).....2

PRO-NUN-SEE-AY-SHUNS

PLAYERS

0 SAMAD TAYLOR.....	(suh-mod)
2 RYAN GOINS.....	(GO-ins)
6 CLAY DUNGAN.....	(duhn-ginn)
12 JOHAN CAMARGO.....	(YO-hahn cuh-MAR-go)
16 DAIRON BLANCO.....	(DYE-rone)
17 ANGELO CASTELLANO.....	(kass-tay-AH-noh)
36 DANIEL MENGDEN.....	(MING-den)
37 JACKSON KOWAR.....	(coh-wahr)
38 GREYSON JENISTA.....	(JENN-uh-stuh)
41 ANDRÉS NÚÑEZ.....	(ahn-drez NOON-yez)
55 JONAH DIPOTO.....	(dih-POH-to)
56 ANTHONY VENEZIANO.....	(va-neeze-ee-ah-no)
58 BROOKS KRISKE.....	(KRIS-kee)
62 NICK WITTGREN.....	(wit-grinn)

COACHES

23 MIKE JIRSCHLE.....	(jursh-LEE)
33 DAVID NOWORYTA.....	(Nova-REE-tah)
52 BIJAN RADEMACHER.....	(bee-ZHON RAH-de-moch-err)

UNIFORM RECORDS

STANDARD UNIFORMS

Blue Vortex Home: 4-9 Road: 0-0	Blue O-Bolt Home: 1-1 Road: 10-9	Powder SC Home: 3-4 Road: 0-0	Powder O Home: 1-0 Road: 0-0
Home White Home: 3-8 Road: 0-0	Road Grey Home: 0-0 Road: 5-4	Blue O-Bolt Home: 1-1 Road: 5-5	Powder Blue Home: 2-4 Road: 0-0

SPECIALTY/THEME NIGHTS

Black O-Bolt Home: 0-1 Road: 0-0	Patriotic Home: 0-0 Road: 0-0	Runzas Home: 0-0 Road: 0-0	Cattlemen Home: 0-0 Road: 0-0	Rockets Home: 0-0 Road: 0-0	Marvel Home: 0-0 Road: 0-0	Throwback Home: 0-0 Road: 0-0
Community Home: 0-1 Road: 0-0	Star Wars Home: 1-0 Road: 0-0	Patriotic Home: 0-1 Road: 0-0	Runzas Home: 0-0 Road: 0-0	Cattlemen Home: 0-0 Road: 0-0	Rockets Home: 0-0 Road: 0-0	Marvel Home: 0-0 Road: 0-0

RECENT TRANSACTIONS

2023 BREAKING ROSTER

Pitchers (15): RHP Max Castillo, LHP Austin Cox, RHP Jonathan Heasley, RHP Jackson Kowar, RHP Brooks Kriske, LHP Marcelo Martinez, RHP Mike Mayers, RHP Andrés Núñez, LHP Drew Parrish, LHP Evan Sisk, RHP Collin Snider, RHP Josh Staumont, LHP Josh Taylor, RHP Ryan Weiss, RHP Nick Wittgren

Catchers (3): Freddy Fermin, Logan Porter, Jakson Reetz

Infielders (6): CJ Alexander, Angelo Castellano, Maikel Garcia, Nick Loftin, Nick Pratto, Samad Taylor

Outfielders (3): Dairon Blanco, Tucker Bradley, Brewer Hicklen

7.	4/21	C Freddy Fermin recalled by KANSAS CITY from Omaha
8.	4/25	OF Brewer Hicklen activated from the 7-Day Injured List
9.		RHP Zach Willeman released
10.	4/27	OF Nate Eaton optioned to Omaha
11.	4/28	1B Nick Pratto recalled by KANSAS CITY from Omaha
12.	4/29	C Freddy Fermin optioned to Omaha (AAA)
13.	5/2	INF Maikel Garcia recalled by KANSAS CITY from Omaha
14.		C Freddy Fermin recalled by KANSAS CITY from Omaha
15.		LHP Josh Dye released
16.	5/3	RHP Jonah Dipoto transferred to Omaha from NW Arkansas (AA)
17.		LHP Walter Pennington transferred to Omaha from NW Arkansas (AA)
18.		LHP Austin Cox selected by Kansas City from Omaha
19.		RHP Jose Cuas optioned to Omaha
20.	5/4	LHP Marcelo Martinez played on the Development List
21.		OF Franmil Reyes optioned to Omaha
22.		INF Clay Dungan activated from the 7-Day Injured List
23.		LHP Austin Cox optioned to Omaha
24.	5/5	RHP Jonathan Heasley recalled by KANSAS CITY from Omaha
25.		OF Nate Eaton recalled by KANSAS CITY from Omaha
26.	5/6	RHP Daniel Mengden activated from the Development List

27.	5/7	LHP Daniel Lynch 's rehab assignment transferred to Omaha
28.		RHP Jonathan Heasley optioned to Omaha
29.		RHP Max Castillo recalled by KANSAS CITY from Omaha
30.	5/8	RHP Jose Cuas recalled by KANSAS CITY from Omaha
31.		RHP James McArthur optioned to Omaha
32.		OF Franmil Reyes designated for assignment.
33.	5/9	OF Drew Waters sent on a rehab assignment to Omaha
34.	5/12	RHP Brett de Geus assigned to Omaha and placed on the Development List
35.	5/16	INF Nicky Lopez sent on a rehab assignment to Omaha
36.		INF Johan Camargo activated from the 7-Day Injured List
37.		RHP Max Castillo optioned to Omaha
38.		RHP Jackson Kowar recalled by KANSAS CITY from Omaha
39.	5/17	RHP Mike Mayers selected by KANSAS CITY from Omaha
40.	5/19	LHP Anthony Veneziano transferred to Omaha from NW Arkansas (AA)
41.		RHP Max Castillo recalled by KANSAS CITY from Omaha
42.	5/20	RHP Jackson Kowar optioned to Omaha
43.		RHP Ryan Weiss released
44.	5/22	INF Nicky Lopez returned to KANSAS CITY from rehab assignment to Omaha
45.	5/23	INF Greyson Jenista activated by Omaha
46.		INF CJ Alexander placed on the 7-Day Injured List



MANAGER: MIKE JIRSCHLE • #23

- Mike Jirschele returns for his 15th season as Omaha's manager, his 18th season managing in Minor League Baseball and 32nd season overall with the Royals organization, named to the position of Storm Chasers manager on January 13, 2023, after previously managing Triple-A Omaha from 1995-97 and 2003-13.
- Jirschele served on the Kansas City Royals coaching staff as the Third Base Coach from 2014-19 and won the World Series in 2015. Jirschele most recently served as the bench coach under manager Chris Witheridge during the 2022 season with the Double-A Northwest Arkansas Naturals. He spent the 2021 season as Witheridge's bench coach for the High-A Central champion Quad Cities River Bandits and served as Special Assistant to the General Manager in 2020.
- In his second stint as Omaha's manager, over 11 years from 2003 to 2013, he led the team to four division titles, three consecutive trips to the Pacific Coast League Championship Series (2011-2013), two PCL titles (2011, 2013) and the team's first of two Triple-A National Championships in 2013.
- He earned the 2011 Mike Coolbaugh Award for *outstanding baseball work ethic, knowledge of the game and skill in mentoring young players on the field* and he is a four-time recipient of the Dick Howser Award (1992, 1994, 2005, 2011), recognizing outstanding work in player development within the Royals organization.
- Prior to his time with Omaha and Kansas City, he served as the Royals Minor League Infield Coordinator for four years, from 1998-2002, and he held managerial positions with Wilmington (1994), Rockford (1993) and the Gulf Coast Royals (1992).
- He appeared 999 games in the Minor Leagues across 13 years, between 1977 and 1990, including 22 games with the Omaha Royals between 1988 and 1989.



PITCHING COACH: DANE JOHNSON • #59

- Dane Johnson enters his fourth year in the Royals organization and as the Storm Chasers pitching coach, after joining Kansas City ahead of the 2020 season. 2023 marks his 24th season coaching overall.
- He previously spent one season in the Miami Marlins organization (2019) as a Pitching Consultant and 19 seasons with the Toronto Blue Jays as a Minor League Pitching Coach from 2000-03, Pitching Coordinator from 2004-14 and Major League Bullpen Coach from 2015-18.
- Prior to entering coaching, spent 15 years as a player, including over 280 games in the Minor Leagues and parts of three seasons in the Majors with the Chicago White Sox (1994), Blue Jays (1996) and Oakland Athletics (1997), also playing two seasons (1990-1991) in the Chinese Professional Baseball League.
- Johnson and his wife, Gina, reside in Palm Harbor, Florida. They have two children: a daughter, Madison (31), and son, Cobi (27).



HITTING COACH: BIJAN RADEMACHER • #52

- Bijan Rademacher (*bi-ZHON RAH-de-moch-err*) joins the Royals as the Omaha Storm Chasers Hitting Coach this year after spending the last two years with the Arizona Diamondbacks as their Minor League Hitting Coordinator (2021) and ACL Hitting Coach (2022).
- Prior to coaching, he spent eight years playing professionally (2012-2019), spanning seven seasons in the Chicago Cubs organization (2012-18) and slashed .280/.361/.402 over 702 career MiLB games, reaching as high as Triple-A. He also played one season in independent baseball (2019) with the New Britain Bees in the Atlantic League, in addition to an offseason in the Mexican Pacific Winter League.
- Over 243 career Triple-A games with the Iowa Cubs, he played 11 games at Werner Park and was a .378 hitter (14-for-37) with one homer and 5 runs batted in while playing in Omaha.
- Rademacher lives in Tempe, Arizona with his wife Melissa.



BENCH COACH: DAVID NOWORYTA • #33 (3RD BASE COACH)

- David Noworyta (*Nova-REE-tah*) enters his second year in the Royals organization and first as Omaha's Bench Coach, after making his coaching debut in 2022 as the Assistant Hitting Coach for the River Bandits Kansas City's High-A affiliate.
- Prior to coaching, he spent four years playing professionally (2018-21), including three minor league seasons in the Detroit Tigers organization (2018-20), and one with the Independent Pioneer League's Billings Mustangs in 2021. Before signing with Detroit in 2018, Noworyta graduated from the University of Hawaii with a bachelor's degree in communications and journalism, and played in parts of three seasons for their baseball team.
- Noworyta attended Holy Cross Academy (N.J.), where he played baseball and basketball, and was selected by the Royals in the 37th round of the 2014 MLB Draft. He resides in Hainesport, N.J. in the offseason.



CERTIFIED ATHLETIC TRAINER: JAMES STONE

- James Stone is entering his fifth season as the Certified Athletic Trainer for the Storm Chasers after serving the previous seven seasons with the Wilmington Blue Rocks (Royals High-A), including the 2015 season, in which he was named Carolina League Athletic Trainer of the Year.
- He joined the Kansas City organization in 2010 as the athletic trainer for the Class-A Burlington Bees. He came to the Royals after spending one season with the Central Valley Coyotes (Fresno, California) in Arena Football 2.
- Stone worked three seasons in the Florida Marlins organization, with stops in Jupiter (2008), Greensboro (2007) and Jamestown (2006), winning New York-Penn League Trainer of the Year honors in 2006.
- He was the Strength and Conditioning Coach for the Baltimore Orioles Class-A affiliate, the Delmarva Shorebirds, in 2005.
- Stone graduated with a bachelor's of science in kinesiology from Cal State-Northridge. He resides in Simi Valley, California with his dog, Ozzie.



STRENGTH & CONDITIONING COACH: YANNICK PLANTE

- Yannick Plante is entering his third season as the Strength & Conditioning Coach for the Storm Chasers, after being slated to serve in that role with Northwest Arkansas in 2020.
- He began with the Kansas City Organization in 2019 as the athletic trainer for the Burlington Royals (Advanced Rookie, Appalachian League). He was then a staff member of the Surprise Saguaros of the Arizona Fall League in the fall of 2019.
- Plante has a master's degree in kinesiology from the University of Calgary and a bachelor's degree in human kinetics with specialization in biophysics from the University of Ottawa. He currently lives in Ottawa, Ontario.



TONY MEDINA
MINOR LEAGUE/LATIN AMERICA
MEDICAL COORDINATOR



BEN NICHOLAS
PLAYER DEVELOPMENT TRAINEE



JEREMY OWENS
PLAYER DEVELOPMENT TRAINEE

Daniel Lynch - Pitching - Stat Splits - 2023 - Regular Season (Triple-A)

Split	Team	W	L	ERA	G	GS	CG	SHO	SV	IP	H	R	ER	HR	HB	BB	IBB	SO	WHIP	AVG	AB	WP	BK	GIDP	TBF	NP-S
Home Games	OMA	0	0	6.43	2	2	0	0	0	7.0	12	5	5	2	0	2	0	11	2.00	.364	33	1	0	0	35	157 - 99
Away Games	OMA	1	0	3.60	1	1	0	0	0	5.0	4	2	2	1	0	1	0	2	1.00	.222	18	0	0	0	19	73 - 51
Day Games	OMA	0	0	0.00	1	1	0	0	0	3.1	3	0	0	0	0	2	0	3	1.50	.231	13	0	0	0	15	72 - 43
Night Games	OMA	1	0	7.27	2	2	0	0	0	8.2	13	7	7	3	0	1	0	10	1.62	.342	38	1	0	0	39	158 - 107
On Grass	OMA	1	0	5.25	3	3	0	0	0	12.0	16	7	7	3	0	3	0	13	1.58	.314	51	1	0	0	54	230 - 150
May	OMA	1	0	5.25	3	3	0	0	0	12.0	16	7	7	3	0	3	0	13	1.58	.314	51	1	0	0	54	230 - 150
On Wednesdays	OMA	0	0	12.27	1	1	0	0	0	3.2	9	5	5	2	0	0	0	8	2.45	.450	20	1	0	0	20	85 - 56
On Fridays	OMA	1	0	3.60	1	1	0	0	0	5.0	4	2	2	1	0	1	0	2	1.00	.222	18	0	0	0	19	73 - 51
On Sundays	OMA	0	0	0.00	1	1	0	0	0	3.1	3	0	0	0	0	2	0	3	1.50	.231	13	0	0	0	15	72 - 43
In games following a win	OMA	1	0	2.16	2	2	0	0	0	8.1	7	2	2	1	0	3	0	5	1.20	.226	31	0	0	0	34	145 - 94
In games following a loss	OMA	0	0	12.27	1	1	0	0	0	3.2	9	5	5	2	0	0	0	8	2.45	.450	20	1	0	0	20	85 - 56
Starter	OMA	1	0	5.25	3	3	0	0	0	12.0	16	7	7	3	0	3	0	13	1.58	.314	51	1	0	0	54	230 - 150

Daniel Lynch - Opposing Hitting - Stat Splits - 2023 - Regular Season (Triple-A)

Split	Team	AVG	G	AB	R	H	2B	3B	HR	RBI	BB	IBB	SO	SB	CS	OBP	SLG	OPS	HBP	SAC	SF	GIDP
vs Left	OMA	.267	3	15		4	1	0	2	2	2	0	3			.353	.733	1.086	0	0	0	0
vs Right	OMA	.333	3	36		12	1	0	1	5	1	0	10			.351	.444	.795	0	0	0	0
Team is ahead	OMA	.313	2	32		10	0	0	3	6	1	0	7			.333	.594	.927	0	0	0	0
Team is behind	OMA	.000	1	2		0	0	0	0	0	0	0	2			.000	.000	.000	0	0	0	0
Score is tied	OMA	.353	2	17		6	2	0	0	1	2	0	4			.421	.471	.892	0	0	0	0
Batting First	OMA	.125	3	8		1	1	0	0	0	0	0	4			.125	.250	.375	0	0	0	0
Batting Second	OMA	.429	3	7		3	0	0	1	1	0	0	3			.429	.857	1.286	0	0	0	0
Batting Third	OMA	.600	3	5		3	1	0	0	0	1	0	0			.667	.800	1.467	0	0	0	0
Batting Fourth	OMA	.333	3	6		2	0	0	0	1	0	0	1			.333	.333	.666	0	0	0	0
Batting Fifth	OMA	.200	3	5		1	0	0	0	0	1	0	1			.333	.200	.533	0	0	0	0
Batting Sixth	OMA	.167	3	6		1	0	0	0	0	0	0	3			.167	.167	.334	0	0	0	0
Batting Seventh	OMA	.750	3	4		3	0	0	1	2	1	0	0			.800	1.500	2.300	0	0	0	0
Batting Eighth	OMA	.400	3	5		2	0	0	1	3	0	0	0			.400	1.000	1.400	0	0	0	0
Batting Ninth	OMA	.000	3	5		0	0	0	0	0	0	0	1			.000	.000	.000	0	0	0	0
Leading Off	OMA	.250	3	12		3	0	0	1	1	1	0	4			.308	.500	.808	0	0	0	0
First Inning	OMA	.400	3	15	1	6	1	0	0	1	0	0	5	0	0	.400	.467	.867	0	0	0	0
Second Inning	OMA	.333	3	12	3	4	0	0	1	3	1	0	2	0	0	.385	.583	.968	0	0	0	0
Third Inning	OMA	.308	3	13	1	4	1	0	0	1	1	0	3	0	0	.357	.385	.742	0	0	0	0
Fourth Inning	OMA	.143	3	7	1	1	0	0	1	1	1	0	2	0	0	.250	.571	.821	0	0	0	0
Fifth Inning	OMA	.250	1	4	1	1	0	0	1	1	0	0	1	0	0	.250	1.000	1.250	0	0	0	0
Bases Empty	OMA	.281	3	32		9	1	0	2	2	1	0	8			.303	.500	.803	0	0	0	0
Runner at 1st	OMA	.500	3	8		4	1	0	1	2	1	0	1			.556	1.000	1.556	0	0	0	0
Runner at 2nd	OMA	.000	1	1		0	0	0	0	0	1	0	1			.500	.000	.500	0	0	0	0
Runners at 1st & 2nd	OMA	.400	3	5		2	0	0	0	2	0	0	1			.400	.400	.800	0	0	0	0
Runners at 1st & 3rd	OMA	.000	2	2		0	0	0	0	0	0	0	0			.000	.000	.000	0	0	0	0
Runners at 2nd & 3rd	OMA	.333	1	3		1	0	0	0	1	0	0	2			.333	.333	.666	0	0	0	0
Runners On	OMA	.368	3	19		7	1	0	1	5	2	0	5			.429	.579	1.008	0	0	0	0
Scoring Position	OMA	.273	3	11		3	0	0	0	3	1	0	4			.333	.273	.606	0	0	0	0
No Outs	OMA	.235	3	17		4	0	0	2	3	1	0	5			.278	.588	.866	0	0	0	0
One Out	OMA	.400	3	20		8	2	0	0	2	1	0	5			.429	.500	.929	0	0	0	0
Two Outs	OMA	.286	3	14		4	0	0	1	2	1	0	3			.333	.500	.833	0	0	0	0
Ahead in Count	OMA	.350	3	20		7	1	0	2	3	0	0	4			.350	.700	1.050	0	0	0	0
Behind in Count	OMA	.250	3	12		3	1	0	0	0	3	0	3			.400	.333	.733	0	0	0	0
0-0 Count	OMA	1.000	3	1		1	0	0	0	0	0	0	0			1.000	1.000	2.000	0	0	0	0
0-1 Count	OMA	.429	3	7		3	1	0	0	0	0	0	0			.429	.571	1.000	0	0	0	0
0-2 Count	OMA	.500	3	2		1	0	0	0	0	0	0	0			.500	.500	1.000	0	0	0	0
1-0 Count	OMA	.000	3	3		0	0	0	0	0	0	0	0			.000	.000	.000	0	0	0	0
1-1 Count	OMA	.333	3	6		2	0	0	0	0	0	0	0			.333	.333	.666	0	0	0	0
1-2 Count	OMA	.273	3	11		3	0	0	2	3	0	0	4			.273	.818	1.091	0	0	0	0
2-0 Count	OMA	.000	3	1		0	0	0	0	0	0	0	0			.000	.000	.000	0	0	0	0
2-1 Count	OMA	1.000	3	2		2	0	0	0	0	0	0	0			1.000	1.000	2.000	0	0	0	0
2-2 Count	OMA	.250	3	12		3	0	0	1	4	0	0	6			.250	.500	.750	0	0	0	0
3-0 Count	OMA	.000	2	1		0	0	0	0	0	0	0	0			.000	.000	.000	0	0	0	0
3-1 Count	OMA	.000	2	0		0	0	0	0	0	1	0	0			1.000	.000	1.000	0	0	0	0
3-2 Count	OMA	.200	3	5		1	1	0	0	0	2	0	3			.429	.400	.829	0	0	0	0
Pitcher	OMA	.314	3	51		16	2	0	3	7	3	0	13			.352	.529	.881	0	0	0	0

PLAYER

57 DYLAN COLEMAN

RHP • R/R • 6'5" • 235 lbs • 9/16/1996 (26)
Traded from San Diego – 11/5/2020
Born: Potosi, Missouri • Resides: Mineral Point, Missouri

31 AUSTIN COX

LHP • L/L • 6'4" • 235 lbs • 3/28/1997 (26)
2018 MLB Draft – Round 5 (Mercer)
Born: Macon, Georgia • Resides: Kansas City, Missouri

55 JONAH DIPOTO

RHP • R/R • 6'1" • 225 lbs • 3/9/1996 (26)
2018 MLB Draft – Round 35 (UC San Diego)
Born: Queens, N.Y. • Resides: San Diego, Calif.

60 JONATHAN HEASLEY

RHP • R/R • 6'3" • 235 lbs • 1/27/1997 (26)
2018 MLB Draft – Round 13 (Oklahoma State)
Born: Plano, Texas • Resides: Dallas, Texas

37 JACKSON KOWAR

RHP • R/R • 6'5" • 215 lbs • 10/4/1996 (26)
2018 MLB Draft – Round 1/33rd Overall (Florida)
Born: Weddington, N.C. • Resides: Charlotte, N.C.

58 BROOKS KRISKE

RHP • R/R • 6'3" • 210 lbs • 2/3/1994 (29)
Signed 12/14/2022 as a Minor League Free Agent
Born/Resides: Scottsdale, Arizona

48 JAMES MCARTHUR

RHP • R/R • 6'7" • 230 lbs • 12/11/1996 (26)
Traded from Philadelphia – 5/8/2023
Born/Resides: New Braunfels, Texas

36 DANIEL MENGDEN

RHP • R/R • 6'1" • 215 lbs • 2/19/1993 (30)
Signed 3/29/2023 as a Minor League Free Agent
Born/Resides: Houston, Texas

41 ANDRÉS NUÑEZ

RHP • R/R • 6'4" • 265 lbs • 9/20/1995 (27)
2018 MLB Draft – Round 29 (Florida International)
Born/Resides: Southwest Ranches, Florida

53 DREW PARRISH

LHP • L/L • 5'11" • 1195 lbs • 2/8/1997 (25)
2019 MLB Draft – Round 8 (Florida State)
Born: Cape Canaveral, Fla. • Resides: Tallahassee, Fla.

40 WALTER PENNINGTON

LHP • L/L • 6'2" • 205 lbs • 4/14/1998 (25)
Signed 8/19/2020 as an Undrafted Free Agent (Cala School of Mines)
Born: Englewood, Colo. • Resides: Broomfield, Colo.

47 EVAN SISK

LHP • L/L • 6'2" • 195 lbs • 4/23/1997 (26)
Traded from Minnesota – 1/24/2023
Born: Pineville, N.C. • Resides: Chester, S.C.

43 COLLIN SNIDER

RHP • R/R • 6'4" • 205 • 10/10/1995 (27)
2017 MLB Draft – Round 12 (Vanderbilt)
Born/Resides: Murfreesboro, Tennessee

56 ANTHONY VENEZIANO

LHP • L/L • 6'6" • 200 • 9/1/1997 (25)
2019 MLB Draft – Round 10 (Coastal Carolina)
Born/Resides: Hackettstown, New Jersey

62 NICK WITTGREN

RHP • R/R • 6'2" • 210 • 5/29/1991 (31)
Signed 12/23/2022 as a Minor League Free Agent
Born: Torrance, California • Resides: Jupiter, Florida

QUICK NOTES

- 2023: Made his second consecutive Opening Day Roster with the Royals, but allowed 10 ER in 5.0 IP (18.00 ERA) in 5 games with 7 H, 7 BB & 5 K ... has allowed 2 ER in 8.0 IP (2.25 ERA) with Omaha ... optioned to Omaha on 4/14, appeared in his first game 5/2 vs. LOU ... 15 of 24 outs he's recorded with Omaha this season have been strikeouts (5 on 4SFB & 10 on Sweeper, including his last 5).
- 2022: Spent nearly the entire season in Kansas City, pitching in 68 games for the Royals with a 5-2 record and 2.78 (21 ER in 68.0 IP) and 71 strikeouts ... 2nd-most appearances among rookie relievers, 5th in ERA, and 9th in strikeouts ... did not allow a HR over the final 26.0 innings of the season ... pitched 1 game for Omaha May 24.
- 2021: Opened the season in NW Arkansas (AA) and assigned to Omaha on 7/8 ... earned his first MLB call-up on 9/20 and pitched in 5 games for Kansas City with 7 K in 6.1 IP.

4SFB (95-97), SW, SL

CONSECUTIVE BATTERS RETIRED: 1 (5/21)

SCORELESS STREAK: 5.0 IP (5/12 to 5/21)

- 2023: As a non-roster invitee, appeared in 4 Cactus League games for the Royals and went 0-1 with a 2.08 ERA (1 ER in 4.1 IP) and 8 K ... 2 of 4 starts were scoreless (4/7 @ IND and 4/27 @ NAS) ... contract selected by Kansas City on 5/3, threw 2.0 scoreless innings in MLB Debut vs. BAL 5/8, optioned 5/9.
- 2022: Spent the entire season with Omaha and made 29 appearances (24 starts) for the Storm Chasers, going 7-1 with his 1st career save ... maintained a 4.21 ERA (69 ER in 147.1 IP) with a career-high 105 strikeouts ... 147.1 IP ranked 1st among all Royals farmhands, while 24 starts ranked 4th, 7 W ranked tied 4th and 105 K was 6th.
- 2021: Joined NW Arkansas (AA) at the end of May, made his 2021 debut 5/26 and remained with the Nationals through the end of the postseason, made 15 Double-A starts.

4SFB (90-92), CH, CB, CUT, SL

CONSECUTIVE BATTERS RETIRED: 1 (5/18)

SCORELESS STREAK: 5.0 IP (5/18)

- 2023: For the 2nd straight year, made his spring debut with a scoreless Cactus League inning against his dad's Seattle Mariners, on 2/26 ... opened the regular season with NW Arkansas (AA) and pitched 10.1 scoreless innings with 1 ER and 13 K across 7 relief outings ... assigned to Omaha (AAA) on 5/3, made his Triple-A debut 5/4, struck out 2 and allowed 2 unearned runs.
- 2022: Pitched a scoreless Cactus League inning with a strikeout on 3/29 against his dad's Seattle Mariners ... spent the entire season with NW Arkansas (AA) and led the Nationals with 42 games pitched ... 11.87 K/9 ranked second among Royals' minor leaguers (min. 60.0 IP), 212 opponents' batting average and 28.1% K% ranked 3rd.
- MISC: Full name is *Jonah Seaver Dipoto*, after Tom Seaver ... father Jerry Dipoto is currently the President of Baseball Operations for the Seattle Mariners, formerly their GM.

SNK (92-94), SL, CB

CONSECUTIVE BATTERS RETIRED: 5 (5/17 to 5/20)

SCORELESS STREAK: 1.2 IP (5/17 to 5/20)

- 2023: Appeared in 4 Cactus League games for the Royals (2 starts) and went 0-1 with a 13.67 ERA (18 ER in 9.1 IP) and 7 K ... 2 of first 4 starts were quality starts, 4/7 vs. TOL and 4/19 vs. GWIN ... called up 5/5 and threw 2.2 IP on 5/5 with 4 H & 2 ER, optioned back Omaha on 5/7.
- 2022: Split the season between KC and Omaha, making 21 starts over four stints with the Royals, plus nine starts with the Chasers ... 21 MLB starts ranked 7th among Major League rookies ... opened the year in Triple-A, made six starts before his first call-up to KC on 5/12 ... across all nine outings with Omaha, struck out 45 in 39.1 innings (10.3 K/9).
- 2021: Named Kansas City's Double-A Pitcher of the Year with NW Arkansas (AA) and spent much of the season with the Nationals before making his MLB debut with Kansas City on 9/17 and finishing the year with the Royals ... in 22 appearances (21 starts) with NWA, went 7-3 with a 3.33 ERA (39 ER in 105.1 IP) and 120 strikeouts (10.3 K/9).

4SFB (92-94), CB, SL, CH, SNK

CONSECUTIVE BATTERS RETIRED: 0

SCORELESS STREAK: 5.0 IP (5/11)

- 2023: After a scoreless season debut on April 2 @ IND, allowed at least 3 runs in 3 straight outings (1 start) ... first 4 outings were 2.0 IP+ ... 12 of 13 outings have been in relief, 7 of 13 appearances have been scoreless ... earned his first professional save with 1.2 scoreless innings on 5/5 vs LOU ... recalled by Kansas City 5/16, threw 2.1 scoreless innings on 5/19 @ CWS and optioned back to Omaha 5/20.
- 2022: Made his first Opening Day roster with Kansas City, but only pitched in 7 games over three stints with the Major League club, also making 20 starts with Omaha (AAA) across three stints ... allowed less than two earned runs in 8 of his 20 starts with Omaha, including three scoreless outings.
- 2021: Kansas City's Paul Spillitoff Minor League Pitcher of the Year, given to the top pitcher in the organization, also Omaha's Pitcher of the Year, the Triple-A East Pitcher of the Year and a Triple-A East Postseason All-Star ... made 17 appearances (16 starts) and went 9-4 with a 3.46 ERA (31 ER in 80.2 IP) and a Triple-A best 115 strikeouts (12.8 K/9).

4SFB (95-98), SL, CH

CONSECUTIVE BATTERS RETIRED: 0

SCORELESS STREAK: 0.0 IP

- 2023: 8 of 16 appearances with Omaha have been scoreless, including a perfect 1.2 innings on 5/11 @ SWB ... 15.43 K/9 (32 K in 18.3 IP) ranks 2nd in the organization among Royals' minor league pitchers with at least 15.0 IP, 36.0% K% is 5th.
- 2022: Signed with the Yokohama DeNA BayStars of Nippon Professional Baseball (NPB) on December 8, 2021 and pitched in 32 games, going 1-2 with two saves, a 3.25 ERA (13 ER in 36.0 IP) and 56 strikeouts (10.3 K/9) between Japan's Central League (equivalent to Major League Baseball) and Eastern League (Japan's Minor Leagues).
- 2020-2021: Pitched 16 games in the Triple-A season between New York (AL) and Baltimore, with a 2-1 record and 14.40 ERA (24 ER in 15.0 IP) and 19 strikeouts ... pitched a scoreless ninth inning to finish the game his Major League debut on July 29 @ Baltimore.

4SFB (93-95), SPL, SL

CONSECUTIVE BATTERS RETIRED: 2 (5/19)

SCORELESS STREAK: 1.1 IP (5/19)

- 2023: Traded by the Phillies to the Royals on 5/8 in exchange for OF Junior Marin and cash ... made 5 appearances (4 starts) with Lehigh Valley (AAA) and went 0-2 with a 7.31 ERA (13 ER in 16.0 IP) with 15 strikeouts and 7 walks ... threw 2 scoreless innings in his Royals organization debut on 5/12 @ SWB, struck out three and retired his last four ... struck out 5 over 2.0 innings 5/16 vs. TOL.
- 2022: Limited to 13 starts for Reading (A+) and went 2-6 with a 3.05 ERA (15 ER in 44.0 IP) on 6/22 with a right posterior elbow impingement, reinstated on 6/29, recalled by the Phillies and placed on the 60-day IL for the remainder of the season with a right elbow stress reaction.
- 2021: Selected to Philadelphia's 40-man roster in November, recorded a 4.25 ERA (37 ER in 78.1 IP) with 83 K in 20 games (15 starts) between Jersey Shore (A+) and Reading (AA).

SNK (92-94), CB, CH, CUT

CONSECUTIVE BATTERS RETIRED: 0

SCORELESS STREAK: 0.0 IP

- 2023: Re-signed with Kansas City as a Minor League Free Agent on March 29 ... opened the season on the Development List for Omaha, activated May 6 for his first appearance of the season and allowed 5 ER on 7/1 in 3.0 IP, rebounded with 4.2 scoreless IP on 5/19 vs. TOL.
- 2022: Signed with Kansas City as a minor league free agent on March 10 ... appeared in 5 games (1 start) for the Royals, going 0-1 with 1 save and a 5.14 ERA (4 ER in 7.0 IP) ... began the season with Omaha and spent most of the year with the Chasers, appearing in 25 games (21 starts) with a 7-7 record and 5.20 ERA.
- 2021: Played overseas for the Kia Tigers of the Korean Baseball Organization ... Went 8-3 in 21 starts with a 3.60 ERA (46 ER in 120.0 IP) and 104 K (20.7% of batters faced).

4SFB (91-93), CUT, CH, CB

CONSECUTIVE BATTERS RETIRED: 1 (5/6)

SCORELESS STREAK: 0.1 IP (5/6)

- 2023: Has allowed just 1 of 9 inherited runners to score ... last 4 appearances have been scoreless (5.0 IP), as have 8 of his last 9, a 1.54 ERA since April 26 (2 ER in 11.2 IP) ... opened the year with a 9.72 ERA (19 ER in 8.1 IP) over his first 7 games.
- 2022: Spent the entire season with Omaha and was named Kansas City's Triple-A Pitcher of the Year with the Storm Chasers, going 5-4 with a team-high tying 8 saves, a 3.61 ERA (25 ER in 62.1 IP) with 69 strikeouts to just 17 walks (4.06 K/BB) in a team-best 54 relief appearances ... threw the longest scoreless streak in MLB, a stretch of 26.1 innings and 22 appearances from 5/7 to 7/26 in which he did not allow a run, holding opponents to a .183 average (17- for 93) with 34 strikeouts.
- 2021: Began the season with NW Arkansas (AA), split the season between the Nationals and Omaha, combined for the 3rd-most appearances among KC minor leaguers (47).

SNK (90-93), SW, CUT, CH

CONSECUTIVE BATTERS RETIRED: 4 (5/19 to 5/21)

SCORELESS STREAK: 5.0 IP (5/11 to 5/21)

- 2023: Appeared in 2 Cactus League games for the Royals and produced a 3.00 ERA (1 ER in 3.0 IP) and 1 K.
- 2022: Began the season with NW Arkansas (AA), made 10 starts before being assigned to Omaha on 6/3, where he finished the season, pitched in 17 games (15 starts) for Omaha) and went 3-8 with a 5.62 ERA (46 ER in 73.2 IP) ... with the Nationals, was named the Texas League Pitcher of the Week back-to-back, on 5/9 and 5/16, did not allow an earned run in 28.1 innings between 5/1 and 5/26 ... was the Texas League's May Pitcher of the Month right before getting called up to Triple-A.
- 2021: Split the season between Quad Cities (A+) and NW Arkansas (AA), with a break in between to pitch for Team USA at the 2021 WBSC Olympic Baseball Qualifiers ... named an MiLB.com Organization All-Star ... among qualified MiLB pitchers (96.0 IP), ranked 14th in WHIP, 14th in opponents average (.198) and 16th in ERA (2.83).

SNK (88-91), CH, CB

CONSECUTIVE BATTERS RETIRED: 1 (5/20)

SCORELESS STREAK: 4.1 IP (5/14 to 5/20)

- 2023: Opened the season with NW Arkansas (AA) and pitched 9.2 scoreless innings with 11 strikeouts across 8 relief outings, allowed 4 H and 4 BB for a 0.83 WHIP and .129 BAA ... assigned to Omaha (AAA) on 5/3 and made his Triple-A debut 5/5 vs. LOU, struck out his first 2 batters in a 1-2-3 7th inning.
- 2022: Opened the season with Quad Cities (A+) and pitched 5.2 scoreless innings with nine strikeouts across three relief outings ... assigned to NW Arkansas (AA) on 4/21, where he ended the season ... earned decisions in 5 of first 6 outings with Nationals (3 W, 1 L, 1 SV) ... 13 of 33 NWA outings were scoreless, allowed 1 ER or less in 20 of 33 ... made first pro start 6/22 vs. SPR ... was on the Injured List from 8/18 to 9/1, threw scoreless 8th inning in first outing back 9/3.
- MISC: Graduated from the Colorado School of Mines with a mechanical engineering degree, threw 224.2 innings, but also hit .288 with a 1.142 OPS as an outfielder.

SNK (92-93), SL, CH, 4SFB

CONSECUTIVE BATTERS RETIRED: 5 (5/20)

SCORELESS STREAK: 6.2 IP (5/13 to 5/20)

- 2023: Appeared in 6 Cactus League games for the Royals in his first MLB Spring Trainings and went 1-0 with a 4.50 ERA (3 ER in 6.0 IP) and 3 K ... has not allowed an earned run in 12 of his team-best 17 appearances ... threw 2.0 perfect innings 5/6 vs. TOL.
- 2022: Split his first full season in the Twins organization between Wichita (AA) and St. Paul (AAA), earned Minnesota MiLB.com Organization All-Star honors as a relief pitcher ... posted a 1.57 ERA (11 ER in 63.0 IP) with 76 strikeouts against 29 walks (10.86 K/9 and 2.62 K/BB) against 50.8 games between the two levels, the best ERA in 2022 among all MiLB relievers that made 50+ appearances and threw a minimum of 60.0 IP.
- 2021: Began the season in the Cardinals organization, acquired by Minnesota via trade on July 30 ... split the year between Peoria (A+), Springfield (AA) and Wichita (AA), combining to pitch in 31 games with a 3-1 record and 3.91 ERA (23 ER in 53.0 IP), striking out 69 with 35 walks ... originally drafted by St. Louis in the 16th Round in 2018.

SNK (89-92), SL, 4SFB, CH

CONSECUTIVE BATTERS RETIRED: 7 (5/4 to 5/18)

SCORELESS STREAK: 7.0 IP (5/4 to 5/18)

- 2023: Appeared in 7 Cactus League games for the Royals and went 1-0 with a 3.52 ERA (3 ER in 7.2 IP) and 10 K to just 1 BB ... 7 of 13 appearances have been scoreless ... has not allowed an earned run in his last five outings (5.0 IP), with 7 strikeouts in that span.
- 2022: Made the Opening Day Roster and his MLB Debut with Kansas City ... in his first season in the big leagues, started and ended the season with Kansas City ... pitched in 42 games across five stints with the Royals, going 4-2 with a 6.55 ERA (25 ER in 34.1 IP) ... began his career with 5.1 scoreless innings over 6 games, and pitched in 27 of KC's first 36 games during his first stint from Opening Day through 6/9 ... also appeared in 20 games with Omaha (AAA) with a 5.40 ERA (13 ER in 21.2 IP) and 12 scoreless outings.
- 2021: Split the season between NW Arkansas (AA) and Omaha, making a career-high 48 appearances with a career-high 64 strikeouts and 26 walks ... joined the Storm Chasers a week into the season, returned to NWA on June 6, transferred back to Triple-A on August 24 ... posted a 3.15 ERA (39 ER in 93.2 IP), while striking out an organization-best 127 and walking just 37 ... named the High-A Central Pitcher of the Year and All-Star left-handed starting pitcher.

SNK (93-95), SL

CONSECUTIVE BATTERS RETIRED: 3 (5/19)

SCORELESS STREAK: 2.1 IP (5/16 to 5/19)

- 2023: Was the Opening Day starter for NW Arkansas (AA) and made 8 starts for the Nationals, going 5-1 with a 2.13 ERA (10 ER in 42 IP) with 5 BB and 48 K (9.6 K/BB, 10.2 K/9) ... 4 of his first 7 starts were scoreless, promoted to Omaha on 5/19.
- 2022: Spent the entire season with NW Arkansas (AA) and went 6-9 over 26 outings (25 starts) with a 5.72 ERA (78 ER in 122.2 IP) and 129 strikeouts, with a team best eight quality starts ... led the Nationals staff in games started (25) and innings pitched (122.2 IP), ranked 6.1 IP, but recorded just 7.50 ERA (10 ER in 120.0 IP) in May and a 6.75 ERA (18 ER in 10.2 IP) in June, before being DFA'd on July 2 and released on July 9 ... did not play professional baseball for the rest of the season.
- 2016-22: Over parts of seven seasons in the Major Leagues with Miami, Cleveland and St. Louis, pitched in 287 games (1 start) with a 3.96 ERA (123 ER in 300.1 IP) and 282 strikeouts ... has allowed only 27 of 130 inherited runners to score in his MLB career, and that rate of 20.8% ranks 5th in the Majors since 2016 (min. 275 appearances).

4SFB (90-92), SL, CH, CUT

CONSECUTIVE BATTERS RETIRED: 1 (5/21)

SCORELESS STREAK: 5.2 IP (5/11 to 5/21)

CAREER HIGHS

IP	3.0	8/31/19 vs. Lansing
K	4	(4x) Last: 9/12/21 @ St. Paul
BB	4	4/10/23 @ TEXAS
H	5	7/4/21 @ Springfield
ER	6	4/10/23 @ TEXAS
NP	38	8/22/18 @ Great Lakes
IP	8.0	6/14/19 @ Columbia
K	10	7/23/19 vs. Potomac
BB	5	(2x) Last: 5/7/22 vs. Columbus
H	10	6/29/22 @ St. Paul
ER	5	(6x) Last: 8/2/22 vs. St. Paul
NP	119	6/14/19 @ Columbia
IP	3.0	(4x) Last: 5/16/21 vs. Cedar Rapids
K	6	5/16/21 vs. Cedar Rapids
BB	4	(2x) Last: 4/8/22 @ Springfield
H	5	8/24/22 vs. Springfield
ER	4	8/24/22 vs. Springfield
NP	50	8/24/22 vs. Springfield
IP	7.0	(4x) Last: 4/19/23 vs. Gwinnett
K	12	6/29/19 vs. Columbia
BB	6	(2x) Last: 5/25/22 @ ARIZONA
H	9	(3x) Last: 4/13/23 @ Iowa
ER	11	4/13/23 @ Iowa
NP	108	9/3/22 @ DETROIT
IP	8.0	(2x) Last: 8/24/19 @ Frisco
K	10	(2x) Last: 7/3/21 @ St. Paul
BB	5	(3x) Last: 5/31/22 vs. Indianapolis
H	11	(2x) Last: 6/14/22 @ Iowa
ER	9	6/14/22 @ Iowa
NP	107	8/8/19 vs. Fayetteville
IP	3.1	8/1/18 vs. Aberdeen
K	6	8/8/18 vs. Lowell
BB	5	9/12/21 vs. Rochester
H	5	7/12/18 vs. Brooklyn
ER	5	(2x) Last: 9/6/21 vs. TORONTO
NP	53	8/8/18 vs. Lowell
IP	7.0	8/28/19 vs. Lakeland
K	10	8/13/21 vs. Akron
BB	6	6/9/21 vs. Hartford
H	8	(2x) Last: 4/27/22 @ New Hampshire
ER	6	(2x) Last: 4/27/22 @ New Hampshire
NP	98	6/15/22 vs. Portland
IP	9.0	(2x) Last: 5/26/18 vs. ARIZONA
K	9	(4x) Last: 5/1/22 vs. St. Paul
BB	5	(4x) Last: 6/9/22 vs. Lehigh Valley
H	12	6/13/15 @ Lake Eisnorre
ER	8	(3x) Last: 9/20/22 vs. Iowa
NP	118	9/15/17 @ PHILADELPHIA
IP	5.0	6/23/19 vs. Greenville
K	6	7/16/19 @ Rome
BB	3	(2x) Last: 6/13/21 @ Frisco
H	5	(5x) Last: 4/8/23 vs. Toledo
ER	8	9/11/21 @ St. Paul
NP	60	6/23/19 vs. Greenville
IP	7.0	(4x) Last: 5/13/22 vs. Wichita
K	9	(3x) Last: 5/13/22 vs. Wichita
BB	6	6/22/22 vs. Columbus
H	10	5/4/23 vs. Louisville
ER	9	5/4/23 vs. Louisville
NP	100	(2x) Last: 7/8/22 vs. Toledo
IP	3.2	7/16/21 @ Myrtle Beach
K	5	(2x) Last: 4/15/22 vs. Cedar Rapids
BB	4	(3x) 8/17/22 vs. San Antonio
H	5	(4x) Last: 8/13/22 @ Arkansas
ER	6	8/17/22 vs. San Antonio
NP	58	6/22/22 vs. Springfield
IP	3.0	(5x) Last: 6/18/21 @ Wichita
K	5	(4x) Last: 8/20/21 @ Springfield
BB	3	(3x) Last: 7/22/22 @ Indianapolis
H	5	(3x) Last: 8/12/21 @ Tulsa
ER	4	8/12/21 @ Tulsa
NP	55	8/20/21 @ Springfield
IP	6.0	4/8/18 vs. Charleston
K	5	(2x) Last: 6/30/21 @ Springfield
BB	3	(2x) Last: 8/7/22 vs. St. Paul
H	11	8/12/18 @ Greenville
ER	7	5/14/21 @ Columbus
NP	90	4/13/18 @ Augusta
IP	7.0	6/9/22 @ Tulsa
K	10	(3x) Last: 7/23/22 vs. Springfield
BB	5	(3x) Last: 8/25/22 vs. Springfield
H	12	7/29/19 vs. Missoula
ER	8	(2x) Last: 7/22/22 @ Amarillo
NP	99	(2x) Last: 8/31/22 @ Tulsa
IP	3.0	(4x) 4/13/17 vs. NEW YORK (NL)
K	5	4/20/13 vs. Charlotte
BB	3	(2x) Last: 9/20/21 vs. KANSAS CITY
H	5	4/20/14 vs. Pensacola
ER	5	7/23/21 vs. TAMPA BAY
NP	48	(2x) Last: 5/16/17 vs. HOUSTON

OMAHA RELIEVERS

PITCHER	LAST OMAHA RELIEF APPEARANCE (IP)
57 Coleman, Dylan	SUN 5/21 vs. Toledo (2.0 IP)
31 Cox, Austin	TUE 5/9 @ Scranton/WB (3.0 IP)
55 Dipoto, Jonah	SAT 5/20 vs. Toledo (1.0 IP)
37 Kowar, Jackson	SAT 5/13 @ Scranton/WB (1.0 IP)
58 Kriske, Brooks	FRI 5/19 vs. Toledo (2.0 IP)
46 Martinez, Marcelo	SAT 4/29 @ Nashville (3.2 IP)
48 McArthur, James	SAT 5/20 vs. Toledo (1.1 IP, L)
41 Núñez, Andrés	SUN 5/21 vs. Toledo (0.2 IP)
53 Parrish, Drew	SAT 4/1 @ Indianapolis (3.0 IP)
40 Pennington, Walter	SAT 5/20 vs. Toledo (2.2 IP)
47 Sisk, Evan	THU 5/18 vs. Toledo (1.0 IP)
43 Snider, Collin	FRI 5/19 vs. Toledo (1.0 IP)
62 Wittgren, Nick	SUN 5/21 vs. Toledo (2.0 IP, W)
Quas, Jose	SAT 5/6 vs. Louisville (1.0 IP)
Dye, Josh	FRI 4/28 @ Nashville (0.2 IP, L)
Staumont, Josh	WED 4/12 @ Iowa (1.0 IP)
Taylor, Josh	WED 4/12 @ Iowa (1.0 IP)
Weiss, Ryan	TUE 5/16 vs. Toledo (1.0 IP)

ENTRANCE SITUATION

LEAD	TRAIL	TIED
4	3	-
-	1	1
2	2	1
6	6	-
8	8	-
2	3	-
1	1	1
4	8	4
1	-	-
3	2	-
5	9	3
7	7	1
13	3	1
1	-	-
-	2	1
2	2	-
3	2	-
4	8	-
66	67	13

INNING ENTERING THE GAME

1	2	3	4	5	6	7	8	9	10+
-	-	-	-	-	2	1	4	-	-
-	-	2	-	-	-	-	-	-	-
-	-	1	-	1	1	1	1	-	-
-	-	-	3	4	1	4	-	-	-
-	-	-	2	2	6	3	3	-	-
-	-	2	1	-	2	-	-	-	-
-	-	-	-	2	1	-	-	-	-
-	-	-	2	4	5	3	1	-	1
-	-	-	1	-	3	1	-	-	-
-	-	-	6	5	3	2	1	-	-
-	-	-	2	3	9	1	-	-	-
-	-	-	1	2	1	5	8	-	-
-	-	-	-	-	-	-	1	-	-
-	-	-	-	-	-	1	-	1	-
-	-	-	-	-	-	-	4	-	-
-	-	-	-	-	1	2	1	1	-
-	-	-	-	-	4	4	4	-	-
0	0	5	6	12	29	31	35	26	2

INHERITED RUNNERS

BR INHER.	BR SCORE	% SCORE
-	-	-
5	3	60.0%
1	0	0.0%
9	4	44.4%
8	3	37.5%
3	3	100.0%
11	1	9.1%
3	2	66.7%
5	3	60.0%
5	3	60.0%
9	3	33.3%
-	-	-
1	1	100.0%
-	-	-
2	2	100.0%
62	28	45.2%

1-2-3 INNINGS

TOTAL	POSSIBLE	% 1-2-3
3	8	50.0%
0	4	0.0%
2	6	33.3%
0	14	0.0%
4	16	25.0%
5	10	50.0%
1	5	20.0%
4	15	26.7%
2	3	66.7%
4	8	50.0%
4	12	33.3%
2	11	18.2%
8	19	47.1%
0	1	0.0%
1	3	33.3%
1	4	25.0%
1	5	20.0%
1	11	9.1%
43	155	27.7%

BULLPEN BUDGET: RELIEVER PITCH COUNTS (LAST THREE WEEKS)

DAY OF WEEK	TUE	WED	THU	FRI	SAT	SUN	MON	TUE	WED	THU	FRI	SAT	SUN	MON	TUE	WED	THU	FRI	SAT	SUN
DATE	5/9	5/10	5/11	5/12	5/13	5/14	5/15	5/16	5/17	5/18	5/19	5/20	5/21	5/22	5/23	5/24	5/25	5/26	5/27	5/28
57 Coleman, Dylan		18		18				13		30			42							
55 Dipoto, Jonah						22			44			10								
37 Kowar, Jackson		45									38 (KC)									
58 Kriske, Brooks				21		15			24		35									
48 McArthur, James					40			39				48								
41 Núñez, Andrés			21			13					22		8							
40 Pennington, Walter (L)	41				32				23			41								
47 Sisk, Evan (L)			28			32				14										
43 Snider, Collin		15				27		24		5	17									
62 Wittgren, Nick			25	23		7				17			30							

OMAHA STARTING PITCHER SPLITS

PITCHER	GS	W-L	TEAM W-L	R SUPPORT	SUPPORT/START
60 Heasley, Jonathan	9	1-4	5-4	28	3.11
Mayers, Mike	8	2-1	3-5	15	1.88
53 Parrish, Drew	8	1-2	3-5	26	3.25
31 Cox, Austin	6	2-0	4-3	18	3.00
Castillo, Max	5	0-5	0-5	5	1.00
52 Lynch, Daniel	3	1-0	2-1	10	3.33
36 Mengden, Daniel	2	0-0	2-0	6	3.00
46 Martinez, Marcelo	1	0-1	0-1	1	1.00
37 Kowar, Jackson	1	0-1	0-1	1	1.00
43				110	2.56

1ST PITCH STRIKES

FPS	TBF	% FPS
128	205	62.4%
99	160	61.9%
76	138	55.1%
62	107	57.9%
75	114	65.8%
29	54	53.7%
13	36	36.1%
13	22	59.1%
9	14	64.3%
504	850	59.3%

1-2-3 INNINGS

TOTAL	POSSIBLE	% 1-2-3
12	43	27.9%
9	34	26.5%
8	32	25.0%
11	28	39.3%
6	22	27.3%
3	11	27.3%
1	4	25.0%
2	5	40.0%
0	2	0.0%
52	181	28.7%

OMAHA STARTERS VS. RELIEVERS

STARTERS	RELIEVERS
6-14	W-L
6.29	ERA
190.1	INNINGS
222 (40)	HITS (HR)
139 (133)	R (ER)
87	BB
157	K
1.62	WHIP
.295	AVG

OMAHA STARTING PITCHER/CATCHER MATCHUPS

PITCHER	LOGAN PORTER							JAKSON REETZ							FREDDY FERMIN							TOTALS											
	GS	W-L	ERA	IP	ER	BB	SO	GS	W-L	ERA	IP	ER	BB	SO	GS	W-L	ERA	IP	ER	BB	SO	GS	W-L	ERA	IP	ER	BB	SO					
60 Heasley, Jonathan	4	0-3	6.85	22.1	17	5	18	1	0-0	8.37	4.1	4	1	2	4	1-1	10.20	17.2	21	9	16	-	9	1-4	8.53	44.1	42	15	36				
Mayers, Mike	-	-	-	-	-	-	-	5	2-0	4.91	22.0	12	11	20	3	0-1	10.50	12	14	6	9	-	8	2-1	6.88	34.0	26	17	29				
53 Parrish, Drew	4	0-2	7.50	18.0	15	9	12	2	0-0	2.45	7.1	2	8	9	2	0-0	3.86	7.0	3	3	11	-	8	0-2	5.57	32.1	20	20	32				
31 Cox, Austin	4	1-0	2.65	17.0	5	7	18	2	1-0	0.82	11.0	1	6	9	-	-	-	-	-	-	-	-	6	2-0	1.93	28.0	6	13	27				
Castillo, Max	2	0-2	4.66	9.2	6	2	2	1	0-1	8.44	5.1	5	3	3	2	0-2	7.71	9.1	8	5	4	-	5	0-5	6.66	24.1	18	10	9				
52 Lynch, Daniel	-	-	-	-	-	-	-	3	1-0	5.25	12.0	7	3	13	-	-	-	-	-	-	-	-	3	1-0	5.25	12.0	7	3	13				
36 Mengden, Daniel	2	0-0	5.87	7.2	5	4	5	-	-	-	-	-	-	-	-	-	-	-	-	-	-	2	0-0	5.87	7.2	5	4	5					
46 Martinez, Marcelo	1	0-1	9.00	5.0	5	1	3	-	-	-	-	-	-	-	-	-	-	-	-	-	-	1	0-1	9.00	5.0	5	1	3					
37 Kowar, Jackson	-	-	-	-	-	-	-	-	-	-	-	-	-	-	1	0-1	13.50	2.2	4	4	3	-	1	0-1	13.50	2.2	4	4	3				
Relievers	-	5-3	5.43	71.1	52	36	83	-	3-6	4.07	66.1	30	36	74	-	5-1	4.97	54.1	30	31	57	-	-	13-10	4.83	192.0	103	103	214				
TOTALS	17	6-11	5.66	151.0	95	64	141	14	7-7	4.28	128.1	61	68	130	12	6-6	6.99	103.0	80	58	100	-	43	19-24	5.56	382.1	236	190	371				
	CS/ATT		8/27	PCT			29.63%	CS/ATT			2/15	PCT		13.33%	CS/ATT			3/10	PCT		30.00%	CS/ATT	/		PCT		0.0%	CS/ATT		13/52	PCT		25.00%

OMAHA CATCHER PITCHING STATS

CATCHERS	W	L	ERA	GS	SV	IP	H	R	ER	HR	HB	BB	IBB	SO	WHIP	AVG	WP	GDP	TBF	SB	CS	ATT	%CS	PB
14 Logan Porter	6	11	5.66	17	1	151.0	169	106	95	31	13	64	2	141	1.54	.289	7	25	665	19	8	27	29.63%	2
25 Jakson Reetz	7	7	4.28	14	5	128.1	133	68	61	15	9	68	0	130	1.57	.268	12	11	580	13	2	15	13.33%	0
4 Freddy Fermin	6	6	6.99	12	2	103.0	119	85	80	17	8	58	1	100	1.72	.288	9	8	488	7	3	10	30.00%	2

PITCH TIMER VIOLATIONS CALLED ON OMAHA PITCHERS (12)

DATE	PITCHER (# IN '23)	INNING	UMPIRE	COUNT AT CALL	BATTER RESULT (COUNT)	DATE	PITCHER (# IN '23)	INNING	UMPIRE	COUNT AT CALL	BATTER RESULT (COUNT)
1. April 4 vs. Toledo	Marcelo Martinez (1)	▲ 7	Dane Poncsak	0-0	Strikeout Swinging (1-2)						
2. April 7 vs. Toledo	Ryan Weiss (1)	▲ 9	Matt Bates	1-0	Walk (3-0)						
3. April 9 vs. Toledo	Max Castillo (1)	▲ 3	Cody Oakes	0-0	Strikeout Swinging (3-2)						
4. April 18 vs. Gwinnett	Mike Mayers (1)	▲ 5	Takahito Matsuda	0-0	Flyout, F7 (1-0)						
5. April 20 vs. Gwinnett	Max Castillo (2)	▲ 4	Ben Phillips	0-0	Walk (3-1)						
6. April 22 vs. Gwinnett	Drew Parrish (1)	▲ 5	Jose Navas	0-0	Walk (3-1)						
7. April 23 vs. Gwinnett	Evan Sisk (1)	▲ 7	Ben Phillips (2)	0-0	Lineout (1-1)						
8. April 27 @ Nashville	Austin Cox (1)	▼ 3	Mark Bass	1-2	Strikeout Swinging (2-2)						
9. April 30 @ Nashville	Andrés Núñez (1)	▲ 9	Mark Bass (2)	2-0	Walk (3-0)						
10. May 4 vs. Louisville	Drew Parrish (2)	▲ 3	Randy Rosenberg	1-1	Walk (3-2)						
11. May 6 vs. Louisville	Daniel Mengden (1)	▲ 3	Louie Krupa	0-0	RBI Single (1-1)						
12. May 10 @ Scranton/WB	Mike Mayers (2)	▼ 3	Raul Moreno	1-1	Strikeout Looking (3-2)						

PLAYER

16 DAIRON BLANCO

OUTFIELDER • R/R • 6'0" • 200 • 4/26/1993 (30)
Signed 1/25/2023 as an Undrafted Free Agent
Born: Florida, Cuba • Resides: Miami, Florida

3 TUCKER BRADLEY

OUTFIELDER • L/L • 6'0" • 195 • 5/6/1998 (24)
Signed 6/23/2020 as an Undrafted Free Agent (Georgia)
Born/Resides: Chickamauga, Georgia

12 JOHAN CAMARGO

INFILDER • S/R • 6'0" • 205 • 12/13/1993 (30)
Signed 1/25/2023 as a Minor League Free Agent
Born/Resides: Panama City, Panama

17 ANGELO CASTELLANO

INFILDER • R/R • 6'0" • 165 • 1/13/1995 (28)
Signed 7/16/2011 as an International Free Agent
Born/Resides: San Diego, Venezuela

6 CLAY DUNGAN

INFILDER • L/R • 6'1" • 195 • 6/2/1996 (26)
2019 MLB Draft – Round 9 (Indiana State)
Born: Muncie, Indiana • Resides: Alexandria, Indiana

28 TYLER GENTRY

OUTFIELDER • R/R • 6'2" • 215 • 2/1/1999 (24)
2020 MLB Draft – Round 3 (Alabama)
Born: Memphis, Tenn. • Resides: Arlington, Tenn.

18 BREWER HICKLEN

OUTFIELDER • R/R • 6'2" • 220 • 2/9/1996 (27)
2017 MLB Draft – Round 7 (Alabama at Birmingham)
Born/Resides: Huntsville, Alabama

GREYSON JENISTA

INFILDER/OUTFIELDER • L/R • 6'2" • 210 • 12/7/1996 (26)
Signed 7/13/2023 as a Minor League Free Agent
Drafted by Atlanta – 2018, 2nd Round (Wichita State)
Born: Lawrence, Kansas • Resides: Cypress, Texas

13 NICK LOFTIN

INFILDER/OUTFIELDER • R/R • 6'1" • 200 • 10/6/1995 (26)
2020 MLB Draft – Round 1/32nd Overall (Baylor)
Born: Corpus Christi, Texas • Resides: Surprise, Ariz.

14 LOGAN PORTER

CATCHER/INFILDER • R/R • 6'0" • 200 • 7/12/1995 (27)
Signed 6/21/2018 as an Undrafted Free Agent (Dixie State)
Born: Phoenix, Texas • Resides: Surprise, Arizona

25 JAKSON REETZ

CATCHER • R/R • 6'0" • 215 • 1/3/1996 (27)
Signed 7/12/2022 as a Minor League Free Agent
Drafted by Washington – 2014, 3rd Round (Norris HS)
Born: Hickman, Nebraska • Resides: Elkhorn, Nebraska

0 SAMAD TAYLOR

INFILDER/OUTFIELDER • R/R • 5'10" • 160 • 7/11/1998 (24)
Traded from Toronto – 8/2/2022
Drafted by Cleveland – 2013, 10th Round (Corona HS)
Born: Corona, California • Resides: Sioux Falls, South Dakota

8 DREW (MLB REHAB) WATERS

OUTFIELDER • S/R • 6'2" • 200 • 12/30/1998 (24)
Traded from Atlanta – 7/11/2022
Drafted by Atlanta – 2016, 2nd Round
Born: Atlanta, Georgia • Resides: Marietta, Georgia

QUICK NOTES

2023: Hit .310 in 16 Cactus League games for the Royals with 6 XBH (3 2B, 3 HR) and 5 RBI ... went 7-for-14 @ IND with 6 1B and 1 HR ... 1st in Triple-A with 28 steals (in 31 attempts), tied 3rd in the Minors in SB ... 6 of his 7 RBI this season have come in last 15 games after just 1 in his first 18 games.
2022: Played in 107 games for Omaha (AAA) but also appeared in five games with Kansas City from May 19 to June 3 ... slashed .301/.367/.486 (110-for-366) for Omaha and led the team in batting average while stealing a career-high 45 bases in Triple-A ... a Storm Chasers single-season record ... made his MLB debut May 20 vs. Minnesota, went 2-for-7 over five games ... in 10 games played, slashed .480/.649/.641 with 13 XBH (7 2B, 3 3B, 3 HR) and 11 SB ... led the league in AVG, OBP and hits in the last month.
2021: Split the season between NW Arkansas (AA) and Omaha (AAA), slashing a combined .277/.350/.441 (117-for-422) across 117 games with a career-best 41 stolen bases, while hitting 14 home runs and driving in 53 runs ... his 41 steals ranked 12th in MLB and second in the Royals organization, behind Tylobert (55).

HIT STREAK:

Ranked by MLB Pipeline as the No. 28 Royals prospect.

2023: Appeared in 18 Cactus League games for the Royals and slashed .273/.346/.545 (6-for-22) with 2 HR and 6 RBI ... hit first Triple-A HR in 6th inning on 4/12 @ IOW, 2-run HR ... hit pinch-hit 2-run 2B in win on 4/14 and had 3 RBI off the bench in comeback win ... 3-for-3, 2 RBI on his birthday, 5/6 vs. LOU.
2022: Spent the entire season with NW Arkansas (AA) and reached base in 90 of 109 games (82.57%), reached base multiple times in team-best 56 games ... 1st on team with 33 multi-hit games ... 2 of 12 home runs this season were grand slams, on 4/23 @ Frisco and 5/12 vs. Wichita, both in 5th inning, first two of his pro career ... reached base at least twice in seven straight games from 7/26 to 8/2 ... homered in three straight games, 8/30 to 9/2 ... season-high 12-game on-base streak from 6/24 to 7/9.
2021: Began his professional career splitting the year between Columbia (A) and Quad Cities (A+), .380 OBP ranked fourth among qualified Royals Minor Leaguers.

HIT STREAK:

2023: Appeared in 18 Cactus League games for the Royals and hit .208 (5-for-24) with 1 2B ... opened the season on Omaha's Injured List, activated on 5/16 and went 2-for-3 with a walk in his Chasers debut.
2022: Signed with the Phillies as a free agent on 12/21/2021 and made his third Opening Day roster (first with Philadelphia) ... appeared in 52 games with the Phillies and slashed .237/.297/.316 (26-for-152), missed time with two stints on the 10-day Injured List ... also played 41 games with Lehigh Valley (AAA) and 4 on rehab with Reading (AA) ... optioned to Triple-A on 7/30 and played in 35 games between Aug. and Sept. to end the season, .244 by Philadelphia on 9/25, outpitched off the 40-man on 9/27, a free agent on 10/6.
2021: Split the season between Gwinnett Strikers (AAA) and Atlanta, appeared in 15 games for the Braves across seven stints ... led Braves Minor League hitters in hits (126), total bases (215), batting average (.326), slugging percentage (.537) and OPS (.958), while tied for the system lead in triples (4).

HIT STREAK:

2023: Has hits in 20 of 29 games, reached base in his first 9 games of the season ... started 24 of Omaha's last 29 games at shortstop, after playing SS once in his first 7 games and Omaha's first 13 games ... this season in his 12th in the Royals organization, all in the Minors, with 834 games played (170 in Triple-A).
2022: In his 11th year as a member of the Royals organization, began the year with Omaha, but assigned to NW Arkansas (AA) on 8/9 and finished the season with the Nationals ... over 39 games with the Storm Chasers, slashed .218/.318/.316 (38-for-174) while playing six different positions (1B, 2B, 3B, SS, LF & RF) ... made at least 10 starts at each SS (150.2 innings), 3B (121.0 innings) and 1B (115.0 innings) ... snapped 0-for-27 stretch with Nationals on 8/21 vs. San Antonio ... 15-for-67 over last 20 games after hitless streak ended ... played 80th MLB game (all in Royals system) on 9/15 vs. Frisco, entered as defensive replacement.
2021: 2023: Has played 803 games in the Royals minor league system, slashing .222/.317/.312 (606-for-2610), with 29 HR and 271 RBI ... 2013 Dominican Royals Player of the Year ... 143 games with Omaha between 2021 and 2023, hitting .226 over 80 games in 2021 after an early-season promotion from Double-A.

HIT STREAK:

2023: Opened the season on the injured list with a right hamate fracture he suffered in Spring Training, activated from the injured list 5/4 and made his season debut 5/5 ... first hit of the season was a HR in the 3rd inning on 5/9 @ SWB ... has made 11 starts at 2B and SS, 1 at 3B this year.
2022: Spent the entire season with Omaha and tied for 1st on the team in triples (4), while ranking 1st in games played (127), plate appearances (515) and runs (64), 3rd in doubles (22), total bases (151), stolen bases (17) and walks (47), 4th in hits (94) and 5th in RBI (52) ... made starts at a career-high six positions for the Chasers, including 2B, (6/2 G), 3B, (4/2 G), SS (6 G) and his first professional appearances in the outfield: in LF (13 G), CF (1 G) and RF (2 G).
2021: Spent the entire season with NW Arkansas (AA), playing in 108 of the team's 119 regular season games, including 104 starts as the leadoff hitter ... led the Nationals in games played, at-bats (444), runs scored (74) and hits (128) ... led off the game with a hit 32 times, including 10 of his last 19 regular season games.

HIT STREAK:

Ranked by MLB Pipeline as the No. 8 Royals prospect ... Ranked by Baseball America as the No. 7 Royals prospect.
2023: Has reached base in 32 of 39 games so far this season, started the first 23 games of the season ... hit first Triple-A HR in 6th inning on 4/5 vs. TOL, 3-run HR ... after hitting .198 (17-for-86) with a .667 OPS in 23 April games, is batting .299 (20-for-67) with a .801 OPS in 17 May games.
2022: Began season in Quad Cities (A+), assigned to NW Arkansas (AA) and named Nationals Player of the Year ... ranked 8th in MLB in batting average (.326) ... Royals org leader in AVG (.326), SLG (.542) and OPS (.964), 2nd in OBP (.422) ... drove in at least one run in 36 of 73 games since joining the Nationals, reached base in 64 of 73 games (.87.67%) ... Texas League POTW week of 4/21-7/3, hit .435 (10-for-23) with 4 HR, 12 RBI and 12 RBIs, reached in 28 straight games, 7/30 to 9/3, with .485 OBP.
2021: Spent his first pro season in Quad Cities (A+), played everyday for the first two months of the season ... placed on the 7-Day injured list on 7/14 and then the 60-Day IL 8/2.

HIT STREAK:

2023: Began the season on the 7-Day Injured list (right elbow strain) ... activated 4/25 and came off the bench to play CF @ NAS, made first start 4/26 ... first 2 hits of the season were both doubles, 4/30 @ NAS ... hit first HR of the year as go-ahead homer in 9th inning on 5/14, hit Omaha's longest HR of the year (443 feet) on 5/18 vs. TOL.
2022: Played in 130 games for Omaha (AAA) and was named the Royals Triple-A Player of the Year but also appeared in six games with Kansas City over two separate stints with the Royals: May 26-30 and July 14-17 ... contract was selected by KC May 26 and made his major league debut that night in Minnesota, starting in CF ... reached base in 34 straight games between 7/26 and 9/2 ... set career highs in 2B (30), HR (28), RBI (85) and R (85) ... finished just two homers shy of a 30/30/30 season (HR/SB/2B).
2021: Spent the entire year with NW Arkansas (AA), led all Double-A hitters with 40 steals, tied 13th in all of the Minors ... homered twice in the AA-Central Championship Series.

HIT STREAK:

2023: Appeared in 6 Grapefruit League games with Atlanta and went 2-for-6 (.333) with a solo HR ... released by Atlanta on March 28, signed with Kansas City on May 13 and assigned to Omaha on May 23.
2022: Spent the entire season with Gwinnett (AAA) and played in 99 games, hitting .206 (66-for-321) with a .643 OPS ... produced a pair of 2-homer games with the Strikers, on 4/12 vs. NAS and 9/16 vs. DUR ... made 52 starts in RF (45.0 IP), 17 at 1B (150.2 IP), 10 in CF (94.2 IP) and 7 in RF (42.0 IP) ... 14 HR ranked tied 8th in Atlanta's system.
2021: Spent the entire season with Mississippi (AA) and played in 89 games, hitting .216 (59-for-273) with a .808 OPS ... hit 6 HR in 11 games in September, including a career-high 3 @ Biloxi on 9/2 ... went 3-for-18 in the Double-A South Championship series vs. Montgomery, all 3 hits were HR, including a go-ahead solo shot in Game 5.
MISC: Drafted 49th overall by the Atlanta Braves in 2018 ... teammates with CJ Alexander in the Braves system between 2018 and 2021.

HIT STREAK:

Ranked by MLB Pipeline as the No. 4 Royals prospect ... Ranked by Baseball America as the No. 8 Royals prospect.
2023: Went 8-for-17 in series vs. Iowa (4/11-4/14), with 4 XBH and 7 RBI in 4 games ... hitting .282 (22-for-67) with a .896 OPS in May after hitting .220 (81-for-82) with a .646 OPS in April ... his 12.5% strikeout rate is the 3rd-lowest among qualified Royals Minor League hitters ... went 4-for-5 on 5/19 vs. TOL.
2022: Began the season in NW Arkansas (AA) and reached in 76 of 88 games, had hits in 65 of 88 games ... tied club record with 3 doubles on 5/4 @ Springfield and had the first four-hit game of the season, 7/15 @ Corpus Christi, went 4-for-5 with two doubles and career-best 19 hits in the year ... played at least 3 games at 5 positions with the Nationals (2B, 3B, SS, LF, CF) ... called up to Omaha on 8/9 and played 38 games for the Storm Chasers, slashed .216/.280/.359 (83-for-153) with 5 HR and 19 RBI.
2021: Spent his first pro season with Quad Cities (A+), won the High-A East Central batting title with a .289 average hit for the cycle on 8/1, going 5-for-6 with a walk-off HR.

HIT STREAK:

2023: 6 HR in 17 games in April, but 1 in 14 games in May ... had hits in his first 7 games played, reached base in his first 11 games this season and 20 of 31 this year ... 0-for-2 on ABA challenges, 1 as a hitter and 1 as a catcher ... 3rd two-HR game of career on 4/5 vs. TOL.
2022: Began the season in NW Arkansas (AA) and reached in 66 of 77 games, reached multiple times in 49 games ... assigned to Omaha (AAA) on 8/9 and finished season with Storm Chasers, appeared in 35 games (33 at 1B) and hit .301 (34-for-113) with 3 HR and 17 RBI ... combining numbers between Nationals and Chasers, ranked 3RD in MLB IN ON-BASE PERCENTAGE (.442) ... combining his AA & AAA numbers, was the Royals system leader in OBP (.442), 2nd in OPS (.918), 3rd in batting average (.301).
2021: Spent the season with Quad Cities (A+) and slashed .241/.368/.451 (62-for-257) in 77 games ... named a High-A Central post-season All-Star at catcher.
MISC: Grew up down the street from Surprise Stadium, was a dubbie for the AZL Royals the summer of 2011 while in high school, also caught bullpens for the team.

HIT STREAK:

2023: As a non-roster invitee, appeared in 12 Cactus League games for the Royals and slashed .227/.320/.455 (5-for-22) with 2 2B, 1 HR and 6 RBI ... hit his first professional grand slam in 5th inning on 4/1 @ IND ... 9 of his last 14 hits have been doubles, 13 of 17 hits this season are XBH (4 1B, 9 2B, 4 HR).
2022: Signed with Milwaukee in December 2021 and after beginning the year with Biloxi (AA), earned a mid-July promotion to Nashville (AAA) and ended the year with Omaha (AAA) ... across the three teams, slashed .264/.359/.575 (97-for-364) over 104 games, with 30 HR and 82 RBI ... 25 HR in the Brewers system led all hitters in the organization ... despite playing just 62 games with the Shuckers, named the Double-A Southern League's Most Valuable Player and the League's Postseason All-Star at catcher.
2021: 2021 Over 7 Minor League seasons, played 472 games in the Washington Nationals organization and made his MLB debut with the Nationals in July 2021 ... in 2019, was named a Carolina League midseason All-Star and MLB Organizational All-Star for the Nationals ... named a Baseball America Rookie All-Star in 2014, playing for the GCL Nationals.

HIT STREAK:

Ranked by MLB Pipeline as the No. 21 Royals prospect ... Ranked by Baseball America as the No. 24 Royals prospect.
2023: Opened the Triple-A season with four (4) straight 2-hit games, has 16 multi-hit games of 41 games played this season & hits in 32 of 42 games ... has reached base in 36 of 42 games ... has hit 1st in order in 32 of 42 games he's played (of Omaha's 43), a .344 hitter (22-for-64) with 432 OBP leading off innings ... 4th in the league with 34 runs and 22 steals, tied 4th with 52 hits ... 4th in Triple-A and tied 10th in MLB in steals ... stole 4 bases on 5/4 vs. LOU.
2022: Began the season in the Blue Jays organization with Buffalo (AAA) and appeared in 70 games before being acquired by Kansas City at the 2022 trade deadline with BHP Mac Castillo in exchange for Whit Merrifield, but did not play the rest of the season due to a pre-existing injury (left oblique strain) ... stole 9 bases in 21 games for the Surprise Saguaros in the Arizona Fall League after the conclusion of the Minor League season ... added to KC 40-man roster on 11/10/22 ... traded from CLE to TOR on 7/31/2017.

HIT STREAK:

2023: Didn't appear in a Spring Training game for Kansas City, suffered a left oblique strain, announced February 21 ... opened the season on Kansas City's 10-day injured list (retroactive to March 27), sent to Omaha on rehab on 5/9 and went 0-for-1 in season debut on 5/9 @ SWB ... went 1-for-18 (.056) against Scranton/WB in his first week of rehab (May 9-14), but went 11-for-26 (.423) with 7 XBH and 6 RBI last week (May 16-21) vs. Toledo.
2022: Opened the season on the Injured List, and made a rehab stint with Rome (A+) before joining Gwinnett (AAA) on 5/5 ... traded with 2 players to KC from Atlanta on 7/11 ... in 52 games in the Braves system, recorded 17 HR ... in 63 games before being traded to the Royals, he recorded 26 XBH, including Major League and minor league totals (31 games in Omaha) ... made his MLB debut on 8/22 and spent the rest of the season with Kansas City, hitting .240 (23-for-96) in 32 games, 10 of 23 hits were XBH.
2021: Played 108 games for Gwinnett (AAA) and in recorded a career-best 28 steals for the Strikers and was selected to the SiriusXM All-Star Futures game.
2019: Named the Southern League Most Valuable Player and won the batting title (.319) with Mississippi (AA), also a midseason and postseason All-Star ... selected to USA Baseball's Premier 2 roster, appeared in all 8 games (3 starts) in the Olympic Qualifying event.

HIT STREAK:

Ranked by MLB Pipeline as the No. 21 Royals prospect ... Ranked by Baseball America as the No. 24 Royals prospect.

ON-BASE BASE STREAK:

5 Games (5/13 to 5/21), .333 (4-for-12), 9 BB

ON-BASE BASE STREAK:

5 Games (5/16 to 5/21), .333 (5-for-15), 5 BB

ON-BASE BASE STREAK:

5 Games (5/16 to 5/21), .333 (5-for-15), 5 BB

ON-BASE BASE STREAK:

5 Games (5/16 to 5/21), .333 (5-for-15), 5 BB

ON-BASE BASE STREAK:

5 Games (5/16 to 5/21), .333 (5-for-15), 5 BB

ON-BASE BASE STREAK:

5 Games (5/16 to 5/21), .333 (5-for-15), 5 BB

ON-BASE BASE STREAK:

5 Games (5/16 to 5/21), .333 (5-for-15), 5 BB

ON-BASE BASE STREAK:

5 Games (5/16 to 5/21), .333 (5-for-15), 5 BB

ON-BASE BASE STREAK:

10 Games (5/10 to 5/21), .333 (13-for-39), 7 BB

ON-BASE BASE STREAK:

9 Games (5/12 to 5/21), .351 (13-for-37), 5 BB, 2 HBP

ON-BASE BASE STREAK:

9 Games (5/12 to 5/21), .351 (13-for-37), 5 BB, 2 HBP

ON-BASE BASE STREAK:

7 Games (5/13 to 5/21), .387 (12-for-31), 4 BB

H 5 (2x) Last: 9/15/22 @ Columbus

R 3 (11x) Last: 9/15/22 @ Columbus

HR 2 5/23/19 @ Amarillo

RBI 4 (4x) Last: 9/15/22 @ Columbus

BB 3 (3x) Last: 8/29/21 @ Iowa

SB 3 (2x) Last: 4/23/23 vs. Gwinnett

H 3 (18x) Last: 5/6/23 vs. Louisville

R 3 (5x) Last: 9/2/22 @ Tulsa

HR 2 8/10/21 vs. Beloit

RBI 5 6/24/21 @ Beloit

BB 3 (3x) Last: 9/3/22 @ Tulsa

SB 3 7/9/22 vs. Tulsa

H 5 5/28/14 vs. West Virginia

R 4 5/7/21 @ Charlotte

HR 2 5/8/21 @ Charlotte

RBI 5 6/19/18 @ TORONTO

BB 3 (6x) Last: 9/2/21 vs. Memphis

SB 2 (2x) Last: 5/10/14 vs. Asheville

H 4 (5x) Last: 8/18/17 vs. Asheville

R 4 6/26/16 @ Grand Junction

HR 2 7/19/19 @ Amarillo

RBI 5 7/17/22 @ Rochester

BB 3 (4x) Last: 8/21/19 vs. West Virginia

SB 2 7/13/16 vs. Helena

H 6 6/23/19 vs. Billings

R 4 9/3/19 vs. Missoula

HR 2 6/26/22 vs. Columbus

RBI 4 (3x) Last: 6/28/22 @ St. Paul

BB 3 5/7/22 vs. Columbus

SB 3 (2x) Last: 8/8/21 @ Arkansas

H 4 7/6/22 vs. Tulsa

R 4 (2x) Last: 7/17/22 @ Corpus Christi

HR 2 (2x) Last: 6/29/22 @ Amarillo

RBI 6 6/2/21 vs. Beloit

BB 3 (6x) Last: 4/20/23 vs. Gwinnett

SB 1 (17x) Last: 5/7/23 vs. Louisville

H 4 (4x) Last: 5/25/22 @ Louisville

R 8 8/21/19 vs. Salem

HR 3 8/22/19 vs. Salem

RBI 5 (2x) Last: 8/24/21 vs. Springfield

BB 3 (3x) Last: 6/20/19 vs. Frederick

SB 3 (5x) Last: 4/22/22 @ Memphis

H 4 7/26/18 vs. Columbia

R 3 (4x) Last: 9/16/22 vs. Durham

R 9/2/21 @ Biloxi

RBI 5 9/2/21 @ Biloxi

BB 3 (3x) Last: 4/29/22 vs. Norfolk

SO NICE, THEY DID IT TWICE (OR MORE)	MULTI-HIT GAMES					MULTI-RUN GAMES					MULTI-RBI GAMES					MULTI-BB GAMES					MULTI-K GAMES					MULTI-SB GAMES				
	2	3	4	5+	T	2	3	4	5+	T	2	3	4	5+	T	2	3	4	5+	T	2	3	4	5+	T	2	3	4	5+	T
19 Alexander, CJ	5	2	-	-	7	3	1	-	-	4	2	-	-	-	2	-	-	-	-	-	11	1	-	-	12	-	-	-	-	-
16 Blanco, Dairon	5	3	-	-	8	7	-	-	-	7	1	-	-	-	1	4	1	-	-	5	2	2	-	-	4	5	1	-	-	6
3 Bradley, Tucker	4	2	-	-	6	3	1	-	-	4	2	2	-	-	4	4	-	-	-	4	1	-	-	-	1	2	-	-	-	2
12 Camargo, Johan	1	-	-	-	1	-	-	-	-	-	-	-	-	-	-	-	-	-	-	-	-	-	-	-	-	-	-	-	-	-
17 Castellano, Angelo	4	-	-	-	4	4	-	-	-	4	3	1	-	-	4	2	-	-	-	2	3	1	-	-	4	-	-	-	-	-
6 Dungan, Clay	1	-	-	-	1	-	1	-	-	1	1	-	-	-	1	1	-	-	-	1	2	-	-	-	2	-	-	-	-	-
Eaton, Nate	3	-	-	-	3	-	1	-	-	1	1	-	-	-	1	-	-	-	-	-	2	-	-	-	2	1	-	-	-	1
Fermin, Freddy	1	1	1	-	3	3	1	-	-	4	2	1	-	-	4	2	1	-	-	3	2	-	-	-	2	-	-	-	-	-
Garcia, Maikel	4	1	-	-	5	2	-	-	-	2	2	2	-	-	4	3	1	-	-	4	2	1	-	-	3	-	-	-	-	-
28 Gentry, Tyler	10	1	-	-	11	2	1	-	-	3	2	2	-	-	4	2	1	-	-	3	5	3	-	-	8	-	-	-	-	-
18 Hicklen, Brewer	3	-	-	-	3	2	-	-	-	2	1	1	-	-	2	1	-	-	-	1	6	-	-	-	6	-	-	-	-	-
38 Jenista, Greyson	-	-	-	-	-	-	-	-	-	-	-	-	-	-	-	-	-	-	-	-	-	-	-	-	-	-	-	-	-	-
13 Loftin, Nick	9	2	1	-	12	3	-	-	-	3	2	4	1	-	7	-	-	-	-	-	4	-	-	-	4	-	-	-	-	-
Lopez, Nicky	1	-	-	-	1	-	-	-	-	-	-	-	-	-	-	1	-	-	-	1	-	-	-	-	-	-	-	-	-	-
14 Porter, Logan	7	2	-	-	9	4	-	-	-	4	3	1	-	-	4	3	1	-	-	4	10	3	-	-	13	-	-	-	-	-
Pratto, Nick	-	1	-	-	1	1	-	-	-	1	2	-	-	-	2	3	-	-	-	3	2	1	-	-	3	-	-	-	-	-
25 Reetz, Jakson	3	1	-	-	4	-	-	-	-	-	1	-	-	-	1	1	-	-	-	1	3	2	1	-	6	-	-	-	-	-
Reyes, Franmil	1	-	-	-	1	1	-	-	-	1	1	-	-	-	1	-	-	-	-	-	1	1	-	-	2	-	-	-	-	-
0 Taylor, Samad	14	3	-	-	17	6	2	-	-	8	6	2	-	-	8	4	-	-	-	4	11	-	-	-	11	2	1	1	-	4
8 Waters, Drew	1	-	2	-	3	2	1	-	-	3	1	1	-	-	2	-	-	-	-	-	1	2	-	-	3	-	-	-	-	-
	77	19	4	0	100	43	9	0	0	52	33	17	1	2	53	31	5	0	0	36	68	17	1	0	86	10	2	1	0	13

		HITTING STREAKS										ON-BASE STREAKS											
PLAYER	CURRENT	LONGEST	DATES/RESULTS								CURRENT	LONGEST	DATES/RESULTS										
			START	END	AVG	2B	3B	HR	RBI	OPS			START	END	AVG	2B	HR	BB	HBP	OBP			
16 Blanco, Dairon	-	5 (2x)	5/5	5/11	.471 (8-17)	1	1	1	2	1.374	5	7	4/30	5/11	.409 (9-22)	1	1	5	2	.552			
3 Bradley, Tucker	-	3	4/6	4/8	.500 (4-8)	0	1	0	0	1.417	-	5	4/6	4/12	.364 (8-22)	3	3	1	0	.391			
17 Castellano, Angelo	-	3 (3x)	5/16	5/19	.455 (5-11)	1	0	1	4	1.356	5	9	4/1	4/19	.320 (8-25)	2	2	6	0	.438			
6 Dungan, Clay	-	3	5/12	5/17	.444 (4-9)	1	0	0	2	1.171	-	6	5/5	5/17	.313 (5-16)	1	1	6	1	.522			
28 Gentry, Tyler	-	5	4/5	4/9	.350 (7-20)	1	0	1	6	.967	-	9 (2x)	4/12	4/23	.167 (5-30)	1	1	9	2	.390			
18 Hicklen, Brewer	-	3	5/13	5/18	.455 (5-11)	1	0	2	5	1.591	-	6	4/30	5/7	.190 (4-21)	2	0	5	0	.346			
38 Jenista, Greyson	-	-	-	-	-	-	-	-	-	-	-	-	-	-	-	-	-	-	-	-			
13 Loftin, Nick	6	6 (2x)	5/16	5/21	.458 (11-24)	2	0	0	5	1.078	10	10	5/10	5/21	.333 (13-39)	3	0	7	0	.426			
14 Porter, Logan	-	7	4/1	4/12	.370 (10-27)	2	0	4	7	1.268	-	11	4/1	4/20	.333 (13-39)	4	5	6	0	.413			
25 Reetz, Jakson	-	6	4/23	5/7	.350 (7-20)	4	0	2	4	1.285	-	6	4/23	5/7	.350 (7-20)	4	2	2	1	.435			
0 Taylor, Samad	-	7	5/12	5/19	.400 (12-30)	3	0	2	8	1.186	9	14	4/7	4/26	.328 (19-58)	4	1	6	1	.400			
8 Waters, Drew	-	3	5/17	5/19	.500 (7-14)	2	1	0	3	1.349	7	7	5/13	5/21	.387 (12-31)	4	2	4	0	.457			

BOLD indicates longest streak in 2023 among active players

Italics indicates longest personal streak is active

PITCHES/PLATE APPEARANCE & PLATE APPEARANCE DEPTH										PINCH-HITTING LOG (8)					
PLAYER	AVG. P/PA	TOTAL PA	TOTAL P	LONGEST PA (#)	DATE	INN.	PITCHER	RESULT		#	DATE	INNING	PINCH HITTER	HITTING FOR	RESULT
16 Blanco, Dairon	3.73	132	493	10 (2x)	5/13 @ SWB	▲ 2	Tanner Tully	Walk		1.	4/5 vs. Toledo	▼ 9	CJ Alexander	Angelo Castellano	Fielder's Choice (4-6)
3 Bradley, Tucker	3.88	91	353	10	4/29 @ NAS	▲ 3	Robert Stock	Groundout (4-3)		2.	4/14 @ Iowa	▲ 8	Tucker Bradley	Angelo Castellano	2-RBI Double
12 Camargo, Johan	5.00	5	25	7	5/16 vs. TOL	▼ 3	Layne Henderson	Single		3.	4/18 vs. Gwinnett	▼ 9	Tucker Bradley	Angelo Castellano	Strikeout Looking
17 Castellano, Angelo	4.13	115	475	10	4/18 vs. GWN	▼ 3	Michael Soroka	Strikeout Swinging		4.	4/29 @ Nashville	▲ 8	Logan Porter	CJ Alexander	Strikeout Swinging
6 Dungan, Clay	4.39	31	136	9 (2x)	5/17 vs. TOL	▼ 3	Seth Elledge	Walk		5.	5/7 vs. Louisville	▼ 9	CJ Alexander	Angelo Castellano	Groundout (4-3)
28 Gentry, Tyler	4.21	188	792	9	5/5 vs. LOU	▼ 7	Hunter Strickland	Flyout (F8)		6.	5/10 @ Scranton/WB	▲ 8	CJ Alexander	Angelo Castellano	Strikeout Swinging
18 Hicklen, Brewer	3.75	64	240	7 (2x)	5/5 vs. LOU	▼ 4	Brandon Williamson	Groundout (5-3)		7.	5/12 @ Scranton/WB	▲ 8	Brewer Hicklen	Tucker Bradley	Flyout (F9)
38 Jenista, Greyson	-	-	-	-	-	-	-			8.	5/20 vs. Toledo	▼ 9	Tucker Bradley	Angelo Castellano	Strikeout Swinging
13 Loftin, Nick	3.25	168	546	8 (2x)	4/14 @ IOW	▲ 8	Manuel Rodriguez	Groundout (3-1)		9.					
14 Porter, Logan	4.23	135	571	8 (7x)	5/18 vs. TOL	▼ 8	Miguel Diaz	Single		10.					
25 Reetz, Jakson	3.99	70	279	13	4/21 vs. GWN	▼ 2	Allan Winans	Strikeout Swinging		11.					
0 Taylor, Samad	3.83	205	786	9	4/25 @ NAS	▲ 1	Robert Gasser	Strikeout Looking		12.					
8 Waters, Drew	3.71	48	178	8 (3x)	5/18 vs. TOL	▼ 5	Brenan Hanifee	Walk		13.					
	3.90	1,380	5,387												
Omaha Pinch Hitters: 1-for-8, 2B, 2 RBI, 4 K															

Omaha Pinch Hitters: 1-for-8, 2B, 2 RBI, 4 K

Most-Used Pinch Hitter:

CJ Alexander & Tucker Bradley (3x)

Most Frequently Pinch-Hit For:

Angelo Castellano (6x)

PITCH TIMER VIOLATIONS CALLED ON OMAHA HITTERS (1)

DATE	INNING	UMPIRE	HITTER	COUNT AT CALL	BATTER RESULT (COUNT)
1. April 12 @ Iowa	▲ 9	Tom Hanahan	Samad Taylor (1)	0-1	Single (0-2)
2.					
3.					
4.					
5.					
6.					
7.					

HR #	PLAYER (SEASON #)	GM # - DATE	OPPONENT	PITCHER	PITCH TYPE	DIRECTION	ON BASE	INNING	OUTS	COUNT	SCORE	FINAL	DISTANCE	EXIT VELO	LAUNCH ANGLE
1.	Logan Porter (1)	2 - April 1	@ Indianapolis	Caleb Smith (L)	4-seam FB	LF	0	▲ 4	1	2-2	3-0	W, 12-1	417 ft	106.6 mph	32°
2.	Jakson Reetz (1)	2 - April 1	@ Indianapolis	Caleb Smith (L)	Slider	LF	3	▲ 5	2	2-1	8-0	W, 12-1	408 ft	103.9 mph	25°
3.	Dairon Blanco (1)	3 - April 2	@ Indianapolis	Mike Burrows	4-seam FB	LCF	0	▲ 5	2	3-2	1-3	W, 8-3	411 ft	105.2 mph	23°
4.	Samad Taylor (1)	3 - April 2	@ Indianapolis	J.C. Flowers	4-seam FB	LF	0	▲ 8	0	2-1	2-3	W, 8-3	334 ft	104.5 mph	22°
5.	Nick Loftin (1)	3 - April 2	@ Indianapolis	Daniel Zamora (L)	4-seam FB	LF	2	▲ 8	1	1-2	5-3	W, 8-3	362 ft	97.2 mph	29°
6.	Maikel Garcia (1)	4 - April 4	vs. Toledo	Alex Faedo	4-seam FB	RF	0	▼ 1	1	2-1	1-0	L, 9-2	349 ft	94.3 mph	35°
7.	Tyler Gentry (1)	5 - April 5	vs. Toledo	Tyler Holton (L)	Cutter	CF	2	▼ 6	0	2-0	3-1	L, 7-6	417 ft	106.5 mph	27°
8.	Logan Porter (2)	5 - April 5	vs. Toledo	Tyler Holton (L)	Slider	LF	0	▼ 6	0	3-1	4-1	L, 7-6	346 ft	103.3 mph	37°
9.	Logan Porter (3)	5 - April 5	vs. Toledo	Matt Wisler	4-seam FB	RCF	0	▼ 8	0	2-2	5-6	L, 7-6	364 ft	94.7 mph	34°
10.	Nick Loftin (2)	6 - April 6	vs. Toledo	Brenan Haniffee	Slider	LCF	0	▼ 2	0	2-2	1-1	L, 8-5	401 ft	101.8 mph	32°
11.	CJ Alexander (1)	6 - April 6	vs. Toledo	Brenan Haniffee	Sinker	CF	0	▼ 4	1	2-2	3-6	L, 8-5	409 ft	101.1 mph	35°
12.	Logan Porter (4)	7 - April 7	vs. Toledo	Reese Olson	4-seam FB	LF	0	▼ 3	0	3-2	5-2	W, 9-4	395 ft	104.3 mph	45°
13.	Freddy Fermin (1)	8 - April 8	vs. Toledo	Will Vest	Slider	CF	3	▼ 3	2	0-0	6-1	W, 13-8	401 ft	102.1 mph	42°
14.	Angelo Castellano (1)	8 - April 8	vs. Toledo	Will Vest	4-seam FB	LCF	1	▼ 4	0	2-0	8-1	W, 13-8	401 ft	102.8 mph	33°
15.	Freddy Fermin (2)	8 - April 8	vs. Toledo	Ashton Goudeau	Changeup	CF	1	▼ 5	0	1-1	10-1	W, 13-8	428 ft	105.9 mph	28°
16.	CJ Alexander (2)	8 - April 8	vs. Toledo	Ashton Goudeau	Changeup	LF	0	▼ 7	0	1-0	11-8	W, 13-8	351 ft	92.4 mph	43°
17.	Angelo Castellano (2)	9 - April 9	vs. Toledo	Alex Faedo	4-seam FB	LF	0	▼ 3	1	0-0	1-0	L, 8-2	373 ft	98.0 mph	25°
18.	Samad Taylor (2)	10 - April 11	@ Iowa	Roenis Elias (L)	4-seam FB	CF	2	▲ 5	2	0-2	3-9	L, 9-6	405 ft	100.9 mph	25°
19.	Freddy Fermin (3)	10 - April 11	@ Iowa	Brandon Hughes (L)	4-seam FB	LF	1	▲ 6	2	0-1	6-9	L, 9-6	398 ft	100.3 mph	33°
20.	CJ Alexander (3)	11 - April 12	@ Iowa	Riley Thompson	Changeup	RF	0	▲ 2	0	1-0	2-1	W, 10-6	394 ft	104.3 mph	24°
21.	Tyler Gentry (2)	11 - April 12	@ Iowa	Riley Thompson	Slider	LF	0	▲ 3	2	1-2	3-1	W, 10-6	393 ft	103.3 mph	26°
22.	Tucker Bradley (1)	11 - April 12	@ Iowa	Rowan Wick	4-seam FB	RCF	1	▲ 6	2	1-1	7-3	W, 10-6	392 ft	98.2 mph	29°
23.	Nick Loftin (3)	11 - April 12	@ Iowa	Anthony Kay (L)	Slider	CF	0	▲ 8	0	2-1	8-6	W, 10-6	420 ft	104.3 mph	28°
24.	Nick Loftin (4)	12 - April 13	@ Iowa	Nick Neidert	4-seam FB	LF	0	▲ 4	2	3-2	1-11	L, 14-1	370 ft	100.4 mph	38°
25.	Nick Pratto (1)	15 - April 19	vs. Gwinnett	Beau Burrows	Slider	CF	0	▼ 2	0	1-2	1-1	L, 6-2	399 ft	100.2 mph	26°
26.	Logan Porter (5)	15 - April 19	vs. Gwinnett	Beau Burrows	Slider	LF	0	▼ 4	1	1-2	2-3	L, 6-2	350 ft	94.9 mph	50°
27.	CJ Alexander (4)	17 - April 21	vs. Gwinnett	Allan Winans	Changeup	RF	0	▼ 2	2	0-0	1-1	L, 7-3	395 ft	96.2 mph	37°
28.	Nick Pratto (2)	18 - April 22	vs. Gwinnett	Dylan Dodd (L)	Changeup	RF	1	▼ 1	2	3-1	2-0	L, 5-2	350 ft	88.4 mph	39°
29.	Nate Eaton (1)	22 - April 27	@ Nashville	Janson Junk	Sweeper	LF	0	▲ 2	2	2-2	1-0	W, 2-1	403 ft	103.0 mph	32°
30.	Freddy Fermin (4)	24 - April 29	@ Nashville	Robert Stock	4-seam FB	RCF	2	▲ 1	1	3-1	4-0	L, 6-5 (10)	381 ft	104.3 mph	23°
31.	Tyler Gentry (3)	25 - April 30	@ Nashville	Robert Gasser (L)	4-seam FB	LF	1	▲ 3	2	1-0	2-1	W, 10-6	391 ft	100.6 mph	33°
32.	Logan Porter (6)	25 - April 30	@ Nashville	Robert Gasser (L)	Slider	LF	0	▲ 4	0	2-1	3-1	W, 10-6	389 ft	102.3 mph	29°
33.	Freddy Fermin (5)	25 - April 30	@ Nashville	Robert Gasser (L)	Changeup	LF	0	▲ 5	1	2-0	5-1	W, 10-6	368 ft	94.8 mph	35°
34.	Nick Loftin (5)	28 - May 4	vs. Louisville	Silvino Bracho	Slider	LF	0	▼ 7	0	0-0	8-11	L, 12-10	365 ft	101.1 mph	19°
35.	Jakson Reetz (2)	29 - May 5	vs. Louisville	Brandon Williamson (L)	4-seam FB	LF	1	▼ 2	1	0-0	2-1	W, 6-2	346 ft	100.2 mph	27°
36.	Nick Loftin (6)	29 - May 5	vs. Louisville	Brandon Williamson (L)	Slider	CF	0	▼ 6	0	0-0	3-1	W, 6-2	395 ft	105.6 mph	24°
37.	Angelo Castellano (3)	30 - May 6	vs. Louisville	Ryan Nutof	Curveball	LF	1	▼ 7	2	2-2	8-8	W, 11-9	376 ft	95.2 mph	29°
38.	Jakson Reetz (3)	31 - May 7	vs. Louisville	Andrew Abbott (L)	Changeup	LF	0	▼ 4	1	2-0	1-0	L, 4-3	426 ft	104.4 mph	32°
39.	Franmil Reyes (1)	31 - May 7	vs. Louisville	Andrew Abbott (L)	Curveball	LCF	1	▼ 5	2	3-2	3-0	L, 4-3	389 ft	100.8 mph	29°
40.	Clay Dungan (1)	32 - May 9	@ Scranton/WB	Mitch Spence	4-seam FB	RCF	0	▲ 3	0	1-00	2-2	L, 14-2	388 ft	104.0 mph	28°
41.	Dairon Blanco (2)	33 - May 10	@ Scranton/WB	Luis Severino	Changeup	LF	0	▲ 3	0	0-1	1-1	L, 4-3	377 ft	99.6 mph	24°
42.	CJ Alexander (5)	34 - May 11	@ Scranton/WB	Colten Brewer	Slider	CF	0	▲ 9	0	1-1	3-1	W, 4-3 (11)	422 ft	106.4 mph	23°
43.	CJ Alexander (6)	36 - May 13	@ Scranton/WB	Greg Weissert	Sweeper	RF	0	▲ 6	1	0-0	4-3	L, 8-6	377 ft	102.7 mph	39°
44.	CJ Alexander (7)	36 - May 14	@ Scranton/WB	Mitch Spence	4-seam FB	RCF	0	▲ 2	0	3-2	1-1	W, 6-3	416 ft	109.9 mph	24°
45.	Brewer Hicklen (1)	36 - May 14	@ Scranton/WB	D.J. Snelten (L)	Changeup	LF	0	▲ 9	0	2-1	4-3	W, 6-3	344 ft	109.5 mph	25°
46.	Samad Taylor (3)	36 - May 14	@ Scranton/WB	D.J. Snelten (L)	4-seam FB	RCF	1	▲ 9	2	3-1	6-3	W, 6-3	346 ft	95.2 mph	29°
47.	Samad Taylor (4)	38 - May 17	vs. Toledo	Zach Logue (L)	4-seam FB	RCF	1	▼ 1	0	0-1	2-1	W, 16-8	372 ft	100.0 mph	30°
48.	Logan Porter (7)	38 - May 17	vs. Toledo	Zach Logue (L)	4-seam FB	LF	1	▼ 1	0	0-0	4-1	W, 16-8	401 ft	102.3 mph	38°
49.	Angelo Castellano (4)	38 - May 17	vs. Toledo	Miguel Del Pozo (L)	4-seam FB	LF	1	▼ 5	2	1-0	10-5	W, 16-8	385 ft	99.2 mph	26°
50.	Brewer Hicklen (2)	39 - May 18	vs. Toledo	Miguel Diaz	Sinker	LCF	2	▼ 8	0	2-0	9-0	W, 9-0	443 ft	108.4 mph	32°
51.	Drew Waters (1)	42 - May 21	vs. Toledo	Ashton Goudeau	4-seam FB	RCF	0	▼ 3	0	1-1	1-2	W, 8-4	408 ft	108.7 mph	29°
52.	Drew Waters (2)	42 - May 21	vs. Toledo	Ashton Goudeau	Changeup	LCF	1	▼ 4	1	2-0	4-3	W, 8-4	366 ft	99.5 mph	32°
53.	Tucker Bradley (2)	42 - May 21	vs. Toledo	Seth Elledge	Sinker	LCF	1	▼ 6	0	1-1	6-4	W, 8-4	388 ft	100.5 mph	28°
54.	Jakson Reetz (4)	42 - May 21	vs. Toledo	Braden Bristo	Sweeper	LF	0	▼ 7	0	2-1	8-4	W, 8-4	412 ft	104.1 mph	36°

HOME RUN BREAKDOWN

PLAYER	2023 TOTAL	HOME ROAD		RHP LHP		OUTS			RUNNERS ON				TIED GO		DIRECTION					BESTS		DATE	OPPONENT	LAST		INN	PA SINCE
						0	1	2	0	1	2	3	GAME	AHEAD	LF	LCF	CF	RCF	RF	FT	MPH			PITCHER	KIND		
Logan Porter	7	5	2	3	4	5	2	-	6	1	-	-	-	-	6	-	-	1	-	417	106.6	5/17	vs. Toledo	Z. Logue	2-Run	▼ 1	20
CJ Alexander	7	3	4	7	-	4	2	1	7	-	-	-	2	2	1	-	2	1	3	422	109.9	5/14	@ Scranton/WB	M. Spence	Solo	▲ 2	20
Nick Loftin	6	3	3	3	3	4	1	1	5	-	1	-	1	1	3	1	2	-	-	420	105.6	5/5	vs. Louisville	B. Williamson	Solo	▼ 6	59
Freddy Fermin	5	2	3	3	2	1	2	2	1	2	1	1	-	-	2	-	2	1	-	428	105.9	4/30	@ Nashville	R. Gasser	Solo	▲ 5	2
Jakson Reetz	4	3	1	1	3	1	2	1	2	1	-	1	-	2	4	-	-	-	-	426	104.4	5/21	vs. Toledo	B. Bristo	Solo	▼ 7	0
Angelo Castellano	4	4	-	3	1	1	1	2	1	3	-	-	1	1	3	1	-	-	-	401	102.8	5/17	vs. Toledo	M. Del Pozo	2-Run	▼ 5	13
Samad Taylor	4	1	3	1	3	2	-	2	1	2	1	-	-	1	1	-	1	2	-	405	104.5	5/17	vs. Toledo	Z. Logue	2-Run	▼ 1	29
Tyler Gentry	3	1	2	1	2	1	-	2	1	1	1	-	-	2	2	-	1	-	-	417	106.5	4/30	@ Nashville	R. Gasser	2-Run	▲ 3	79
Tucker Bradley	2	1	1	2	-	1	-	1	-	2	-	-	-	1	-	1	-	1	-	392	100.5	5/21	vs. Toledo	S. Elledge	2-Run	▼ 6	1
Drew Waters	2	2	-	2	-	1	1	-	1	1	-	-	-	1	-	1	-	1	-	408	108.7	5/21	vs. Toledo	A. Goudeau	2-Run	▼ 4	2
Brewer Hicklen	2	1	1	1	1	2	-	-	1	-	1	-	-	1	1	1	-	-	-	443	109.5	5/18	vs. Toledo	M. Díaz	3-Run	▼ 8	5
Dairon Blanco	2	-	2	2	-	1	-	1	2	-	-	-	-	1	1	1	-	-	-	411	105.2	5/10	vs. Gwinnett	L. Severino	Solo	▲ 3	32
Nick Pratto	2	2	-	1	1	1	-	1	1	1	-	-	1	1	-	-	1	-	1	399	100.2	4/22	@ Scranton/WB	D. Dodd	2-Run	▼ 1	19
Clay Dungan	1	-	1	1	-	1	-	-	1	-	-	-	1	-	-	-	-	1	-	388	104.0	5/9	@ Scranton/WB	M. Spence	Solo	▲ 3	27
Franmil Reyes	1	1	-	-	1	-	-	1	-	1	-	-	-	-	-	1	-	-	-	389	100.8	5/7	vs. Louisville	A. Abbott	2-Run	▼ 5	1
Nate Eaton	1	-	1	1	-	-	-	1	1	-	-	-	-	1	1	-	-	-	-	403	103.0	4/27	@ Nashville	J. Junk	Solo	▲ 2	26
Maikel Garcia	1	1	-	1	-	-	1	-	1	-	-	-	-	1	-	-	-	-	1	349	94.3	4/4	vs. Toledo	A. Faedo	Solo	▼ 1	94
	50	26	24	29	21	23	11	16	30	13	5	2	6	14	24	5	9	7	5								

INNING DISTRIBUTION

1st Inning	2nd Inning	3rd Inning	4th Inning	5th Inning	6th Inning	7th Inning	8th Inning	9th Inning	10th Inning	11th Inning
5	7	8	8	7	7	4	5	3	-	-

NOTABLE STORM CHASERS HOME RUNS

BACK-TO-BACK HOMERS (1)		2-HOMER GAMES (3)		3-HOMER GAMES (0)		GRAND SLAMS (2)	
PLAYERS	DATE/OPPONENT (INN.)	PLAYER (CAREER NO.)	DATE/OPPONENT	PLAYER (CAREER NO.)	DATE/OPPONENT	PLAYER (CAREER NO.)	DATE/OPPONENT (INN.)
Tyler Gentry & Logan Porter	4/5 vs. Toledo (6th)	Logan Porter (3rd)	4/5 vs. Toledo			Jakson Reetz (1st)	4/1 @ Indianapolis (5th)
		Freddy Fermin (4th)	4/8 vs. Toledo			Freddy Fermin (3rd)	4/8 vs. Toledo (3rd)
		Drew Waters (3rd)	5/21 vs. Toledo				

LEADOFF HOMERS (0)		INSIDE-THE PARK HOMERS (0)		PINCH-HIT HOMERS (0)		WALK-OFF HOMERS (0)	
PLAYER (CAREER NO.)	DATE/OPPONENT	PLAYER (CAREER NO.)	DATE/OPPONENT (INN.)	PLAYER (CAREER NO.)	DATE/OPPONENT (INN.)	PLAYER	DATE/OPPONENT

HOME RUN SITUATION	# OF	DATE OF LAST	BATTER (*23 HR #)	PITCHER	COUNT	RUNNERS ON	OUTS	INNING	SCORE @ HR	FINAL
GO-AHEAD HOME RUN	14	May 17 vs. Toledo	Samad Taylor (4)	Zach Logue	0-1	1	0	▼ 1	2-1	W, 16-8
GAME-TYING HOME RUN	6	May 14 @ Scranton/WB	CJ Alexander (7)	Mitch Spence	3-2	0	0	▲ 2	1-1	W, 6-3

NOTABLE OPPOSING HOME RUNS

BACK-TO-BACK HOMERS (1)		2-HOMER GAMES (1)		3-HOMER GAMES (1)		GRAND SLAMS (2)	
PLAYERS	DATE/OPPONENT (INN.)	PLAYER (CAREER NO.)	DATE/OPPONENT	PLAYER (CAREER NO.)	DATE/OPPONENT	PLAYER	DATE/OPPONENT (INN.)
Encarnacion-Strand & Benson	5/4 vs. Louisville (1st)	Jermaine Palacios (5)	5/17 vs. Toledo	Christian Encarnacion-Strand (1)	5/4 vs. Louisville	Andy Ibáñez	April 6 vs. Toledo (3rd)
						Andrés Chaparro	May 9 @ Scranton/WB (7th)

LEADOFF HOMERS (4)		INSIDE-THE PARK HOMERS (0)		PINCH-HIT HOMERS (0)		WALK-OFF HOMERS (2)	
PLAYER	DATE/OPPONENT	PLAYER	DATE/OPPONENT (INN.)	PLAYER	DATE/OPPONENT (INN.)	PLAYER	DATE/OPPONENT
Christopher Morel	4/14 @ Iowa					Michael Hermosillo	5/10 @ Scranton/WB
Forrest Wall	4/19 vs. Gwinnett					Ben Rortvedt	5/13 @ Scranton/WB
Michael Siani	5/3 vs. Louisville						
Michael Siani	5/5 vs. Louisville						

AFTER-INNING RECORDS

	LEADING	TRAILING	TIED
AFTER 1 INNING	3 - 6	6 - 8	10 - 10
AFTER 2 INNINGS	9 - 6	8 - 8	2 - 10
AFTER 3 INNINGS	12 - 7	4 - 11	3 - 6
AFTER 4 INNINGS	14 - 5	3 - 15	2 - 4
AFTER 5 INNINGS	13 - 3	4 - 18	2 - 3
AFTER 6 INNINGS	14 - 5	4 - 19	1 - 0
AFTER 7 INNINGS	14 - 5	4 - 18	1 - 1
AFTER 8 INNINGS	16 - 1	2 - 21	1 - 2

STORM CHASERS BIG INNINGS

DATE	INNING	RUNS
1. May 17 vs. Toledo	1st	7
April 2 @ Indianapolis	8th	7
3. May 18 vs. Toledo	8th	6
April 8 vs. Toledo	3rd	6
5.		
6.		
7.		
8.		

SCORE BY INNINGS

	1	2	3	4	5	6	7	8	9	10	11+	TOTAL
Omaha	31	19	26	21	34	26	23	33	25	0	1	239
Opponents	34	35	30	20	25	39	23	32	20	1	0	259
Difference	-3	-16	-4	1	9	-13	0	1	5	-1	1	-20

SCORE BY INNINGS V. ST. PAUL	1	2	3	4	5	6	7	8	9	10	11+	TOTAL
Omaha	0	0	0	0	0	0	0	0	0	0	0	0
St. Paul	0	0	0	0	0	0	0	0	0	0	0	0
vs. St. Paul Difference	0	0	0	0	0	0	0	0	0	0	0	0

MULTI-RUN INNINGS

	2	3	4	5	6	7	8	9	10+	TOTAL
Storm Chasers	28	15	7	2	2	2	-	-	-	56
Opponents	29	20	6	4	4	-	-	-	-	63

RECORD BY RUNS SCORED/ALLOWED

RUNS	0	1	2	3	4	5	6	7	8	9	10	11	12	13+
SCORED	0 - 1	0 - 3	1 - 6	1 - 6	1 - 2	1 - 2	2 - 3	0 - 0	3 - 0	3 - 0	2 - 1	2 - 0	1 - 0	2 - 0
ALLOWED	1 - 0	2 - 0	2 - 0	4 - 0	2 - 5	0 - 2	3 - 2	0 - 3	3 - 4	1 - 4	0 - 1	0 - 0	0 - 1	0 - 2

RECORD BY MARGIN OF VICTORY/DEFEAT

1 Run	2 Runs	3 Runs	4 Runs	5 Runs	6 Runs	7 Runs	8 Runs	9 Runs	10+ Runs
3 - 5	3 - 2	2 - 6	4 - 2	3 - 2	0 - 3	0 - 2	2 - 0	1 - 0	1 - 2

2023 STORM CHASERS MONTH BY MONTH

HITTING

MONTH	AVG	G	AB	R	H	TB	2B	3B	HR	RBI	BB	IBB	SO	SB	CS	OBP	SLG	OPS	SAC	SF	HBP	GIDP	LOB
MARCH	.300	1	40	8	12	16	2	1	0	8	9	0	12	5	0	.429	.400	.829	0	0	0	0	14
APRIL	.250	24	799	124	200	352	49	2	33	118	99	0	204	38	8	.337	.441	.778	1	11	11	24	156
MAY	.264	18	611	107	161	274	38	6	21	97	82	0	154	39	7	.360	.448	.808	1	5	13	12	133
JUNE																							
JULY																							
AUGUST																							
SEPTEMBER																							
TOTAL	.257	43	1450	239	373	642	89	9	54	223	190	0	370	82	15	.349	.443	.792	2	16	24	36	303

PITCHING

MONTH	W	L	ERA	G	GS	CG	SHO	GF	HLD	SV	SVO	IP	H	R	ER	HR	HB	BB	SO	WP	BK	WHIP	AVG
MARCH	1	0	6.00	1	1	0	0	1	0	1	1	9.0	11	6	6	1	1	2	7	0	1	1.44	.297
APRIL	9	15	5.65	24	24	0	0	24	11	3	7	212.0	238	149	133	30	17	104	198	16	2	1.61	.284
MAY	9	9	5.41	18	18	0	1	18	13	4	8	161.1	172	104	97	32	12	84	166	12	1	1.59	.279
JUNE																							
JULY																							
AUGUST																							
SEPTEMBER																							
TOTAL	19	24	5.56	43	43	0	1	43	24	8	16	382.1	421	259	236	63	30	190	371	28	4	1.60	.282

2023 WALK-OFF TRACKER (0 FOR, 4 AGAINST)

GAME #	DATE	OPPONENT	FINAL (INN.)	PLAYER	WINNING RUN	PITCHER	HOW	OUTS	COUNT
23	April 28	@ Nashville	L, 4-3 (9)	Brian Navarreto	Skye Bolt	Josh Dye	Throwing error by 3B Maikel Garcia	2	1-0
24	April 29	@ Nashville	L, 6-5 (10)	Keston Hiura	Eddy Alvarez	Evan Sisk	Infield single to SS Angelo Castellano	1	2-1
33	May 10	@ Scranton/WB	L, 4-3 (9)	Michael Hermosillo	Michael Hermosillo	Dylan Coleman	Solo Home Run to LF	0	2-1
36	May 13	@ Scranton/WB	L, 8-6	Ben Rortvedt	Estevan Florial	Brooks Kriske	3-Run Home Run to RCF	1	2-2

Bold Indicates Omaha Walk-Off Win

2023 STORM CHASERS EJECTIONS (4)

DATE	INNING	WHO (POSITION) / # IN 2023	WHY	UMPIRE (POSITION)
1. April 21 vs. Gwinnett	▼ 6	Mike Jirschele (Manager) / 1st	Balls/Strikes	Takahito Matsuda (Home Plate)
2. April 21 vs. Gwinnett	▲ 7	Dane Johnson (Pitching Coach) / 1st	Balk	Takahito Matsuda (Home Plate)
3. April 21 vs. Gwinnett	▼ 8	CJ Alexander (Designated Hitter) / 1st	Balls/Strikes	Takahito Matsuda (Home Plate)
4. May 11 @ Scranton/WB	▼ 9	Mike Jirschele (Manager) / 2nd	Hit By Pitch	Robert Nunez (Home Plate)

ABS CHALLENGE TRACKER (14-FOR-34 / 41.2%)

#	GM # - DATE	OPPONENT	PLAYER CHALLENGING	POSITION	INNING	CALL (COUNT)	OVERTURNED?	PLAY RESULT (COUNT)	OPPONENT	UMPIRE
1.	23 - April 28	@ Nashville	Logan Porter	Catcher	▼ 6	Ball (0-0)	No	Lineout, L9 (1-1)	Thomas Pannone (P)	Paul Clemons
2.	23 - April 28	@ Nashville	Maikel Garcia	Batter	▲ 8	Strike (1-0)	No	Groundout, 5-4 (1-1)	Thomas Pannone (P)	Paul Clemons
3.	29 - May 5	vs. Louisville	Jakson Reetz	Catcher	▲ 8	Ball (0-0)	No	Walk (3-0)	Chuckie Robinson (C)	Tyler Jones
4.	29 - May 5	vs. Louisville	Jakson Reetz	Catcher	▲ 9	Ball (1-0)	No	Strikeout Looking (2-2)	T.J. Hopkins (LF)	Tyler Jones
5.	31 - May 7	vs. Louisville	Dairon Blanco	Batter	▼ 2	Strike (3-2)	No	Strikeout Looking (3-2)	Andrew Abbott (P)	Randy Rosenberg
6.	31 - May 7	vs. Louisville	Brewer Hicklen	Batter	▼ 3	Strike (3-2)	YES	Walk (3-2)	Andrew Abbott (P)	Randy Rosenberg
7.	31 - May 7	vs. Louisville	Jakson Reetz	Catcher	▲ 4	Ball (3-2)	No	Walk (3-2)	Nick Martini (RF)	Randy Rosenberg
8.	31 - May 7	vs. Louisville	Logan Porter	Batter	▼ 5	Strike (3-2)	No	Strikeout Looking (3-2)	Andrew Abbott (P)	Randy Rosenberg
9.	35 - May 12	@ Scranton/WB	Jakson Reetz	Catcher	▼ 5	Ball (0-0)	YES	Lineout, L9 (0-2)	Carlos Narvaez (C)	Dillon Wilson
10.	35 - May 12	@ Scranton/WB	Jakson Reetz	Catcher	▼ 7	Ball (2-1)	YES	Strikeout Looking (2-2)	Jamie Westbrook (2B)	Dillon Wilson
11.	35 - May 12	@ Scranton/WB	Jakson Reetz	Batter	▲ 8	Strike (1-1)	No	Strikeout Swinging (1-2)	Matt Bowman (P)	Dillon Wilson
12.	35 - May 12	@ Scranton/WB	Nick Wittgren	Pitcher	▼ 9	Ball (2-1)	No	Walk (3-2)	Jesus Bastidas (SS)	Dillon Wilson
13.	36 - May 13	@ Scranton/WB	Jackson Kowar	Pitcher	▼ 9	Ball (3-2)	No	Walk (3-2)	Billy McKinney (CF)	Raul Moreno
14.	36 - May 13	@ Scranton/WB	Logan Porter	Catcher	▼ 9	Ball (0-0)	No	Home Run (2-2)	Ben Rortvedt (C)	Raul Moreno
15.	37 - May 14	@ Scranton/WB	Jakson Reetz	Catcher	▼ 3	Ball (3-2)	No	Walk (3-2)	Andrés Chaparro (3B)	Robert Nunez
16.	37 - May 14	@ Scranton/WB	Jakson Reetz	Catcher	▼ 5	Ball (3-2)	No	Walk (3-2)	Elijah Dunham (LF)	Robert Nunez
17.	37 - May 14	@ Scranton/WB	Jakson Reetz	Catcher	▼ 7	Ball (2-2)	YES	Strikeout Looking (2-2)	Franchy Cordero (RF)	Robert Nunez
18.	37 - May 14	@ Scranton/WB	Jakson Reetz	Catcher	▼ 8	Ball (1-1)	No	Single (2-1)	Estevan Florial (CF)	Robert Nunez
19.	41 - May 19	vs. Toledo	Daniel Mengden	Pitcher	▲ 5	Ball (1-0)	No	Flyout, F8 (2-0)	Corey Joyce (SS)	John Bacon
20.	42 - May 20	vs. Toledo	Jakson Reetz	Catcher	▲ 2	Ball (2-2)	YES	Strikeout Looking (2-2)	Donny Sands (C)	Jhonatan Biarreta
21.	42 - May 20	vs. Toledo	Jakson Reetz	Catcher	▲ 3	Ball (1-1)	YES	Groundout, 5-3 (1-2)	Justyn-Henry Malloy (3B)	Jhonatan Biarreta
22.	42 - May 20	vs. Toledo	Jakson Reetz	Batter	▼ 3	Strike (2-2)	No	Strikeout Looking (2-2)	Reese Olson (P)	Jhonatan Biarreta
23.	42 - May 20	vs. Toledo	Jakson Reetz	Catcher	▲ 6	Ball (2-0)	No	RBI Walk (3-2)	Justyn-Henry Malloy (3B)	Jhonatan Biarreta
24.	42 - May 20	vs. Toledo	Jakson Reetz	Catcher	▲ 6	Ball (3-0)	YES	RBI Walk (3-2)	Justyn-Henry Malloy (3B)	Jhonatan Biarreta
25.	42 - May 20	vs. Toledo	Jakson Reetz	Catcher	▲ 7	Ball (0-0)	No	Single (3-1)	Andre Lipcius (LF)	Jhonatan Biarreta
26.	43 - May 21	vs. Toledo	Jakson Reetz	Catcher	▲ 2	Ball (0-1)	YES	Walk (3-2)	Donny Sands (C)	Kelvis Velez
27.	43 - May 21	vs. Toledo	Angelo Castellano	Batter	▼ 4	Strike (0-1)	YES	Flyout, F8 (2-2)	Ashton Goudeau (P)	Kelvis Velez
28.	43 - May 21	vs. Toledo	Jakson Reetz	Catcher	▲ 5	Ball (0-1)	No	Hit By Pitch (2-2)	Donny Sands (C)	Kelvis Velez
29.	43 - May 21	vs. Toledo	Brewer Hicklen	Batter	▼ 5	Strike (1-0)	YES	Lineout, L7 (2-1)	Seth Elledge (P)	Kelvis Velez
30.	43 - May 21	vs. Toledo	Jakson Reetz	Catcher	▲ 6	Ball (1-1)	No	Lineout, L6 (2-2)	Justyn-Henry Malloy (DH)	Kelvis Velez
31.	43 - May 21	vs. Toledo	Dairon Blanco	Batter	▼ 6	Strike (3-2)	YES	Walk (3-2)	Seth Elledge (P)	Kelvis Velez
32.	43 - May 21	vs. Toledo	Drew Waters	Batter	▼ 6	Strike (0-2)	YES	Double (1-2)	Seth Elledge (P)	Kelvis Velez
33.	43 - May 21	vs. Toledo	Logan Porter	Batter	▼ 6	Strike (1-1)	YES	Walk (3-2)	Braden Bristo (P)	Kelvis Velez
34.	43 - May 21	vs. Toledo	Jakson Reetz	Catcher	▲ 9	Ball (1-0)	YES	Double Play, 5-4-3 (2-2)	Donny Sands (C)	Kelvis Velez

ABS CHALLENGES BY PLAYER

HITTERS - 55 % (6-FOR-11)	TOTAL CHALLENGES	SUCCESSFUL CHALLENGES	SUCCESS RATE (%)
Dairon Blanco	2	1	50%
Angelo Castellano	1	1	100%
Maikel Garcia	1	0	0%
Brewer Hicklen	2	2	100%
Logan Porter	2	1	50%
Jakson Reetz	2	0	0%
Drew Waters	1	1	100%

CATCHERS - 44% (8-FOR-20)	TOTAL CHALLENGES	SUCCESSFUL CHALLENGES	SUCCESS RATE (%)
Logan Porter	2	0	0%
Jakson Reetz	18	8	44%

PITCHERS - 0% (0-FOR-3)	TOTAL CHALLENGES	SUCCESSFUL CHALLENGES	SUCCESS RATE (%)
Jackson Kowar	1	0	0%
Daniel Mengden	1	0	0%
Nick Wittgren	1	0	0%

ABS CHALLENGES BY COUNT

COUNT	TOTAL CHALLENGES	SUCCESSFUL CHALLENGES	SUCCESS RATE (%)
0-0 Count	5	0	0%
0-1 Count	3	2	67%
0-2 Count	1	1	100%
1-0 Count	5	2	40%
1-1 Count	5	3	60%
1-2 Count	0	-	-
2-0 Count	1	0	0%
2-1 Count	2	1	50%
2-2 Count	3	2	67%
3-0 Count	1	1	100%
3-1 Count	0	-	-
3-2 Count	8	2	25%

ABS CHALLENGES BY INNING

INNING	CHALLENGES	SUCCESSFUL CHALLENGES	SUCCESS RATE (%)
1st Inning	0	-	-
2nd Inning	3	2	67%
3rd Inning	4	2	50%
4th Inning	2	1	50%
5th Inning	6	2	33%
6th Inning	7	4	57%
7th Inning	3	2	67%
8th Inning	4	0	0%
9th Inning	5	1	20%
Extra Innings	0	-	-

PITCHING

vs. Left-Handed Starter	7-8
vs. Right-Handed Starter	12-16
WITH Left-Handed Starter	8-9
WITH Right-Handed Starter	11-15
0-4 strikeouts	0-1
5-9 strikeouts	12-16
10+ strikeouts	7-7
0 runs of support	0-8
1-4 runs of support	14-14
5-9 runs of support	5-2
10+ runs of support	

SCORING

1-Run Games	3-5
2-Run Games	3-2
3-4-Run Games	6-8
5+ Run Games	7-9
Extra Innings	1-1
Shutouts	1-1
Doubleheaders	
Scoring 0-2 Runs	1-10
3-5 Runs	3-10
6-9 Runs	8-3
10+ Runs	7-1

Opponent 0-2 Runs	6-0
3-5 Runs	6-7
6-9 Runs	7-13
10+ Runs	0-4

Scored in 1st Inning	5-8
Opponent scored in 1st	10-11
Scores first	7-10
Opponent scores first	12-14

HITTING

Omaha 0-5 hits	2-8
6-9 hits	3-12
10+ hits	14-4
Opponent 0-5 hits	2-2
6-9 hits	10-4
10+ hits	7-18

Out-hit opponent	12-5
Out-hit by opponent	6-19
Hits are tied	1-0

Hit 0 home runs	5-9
1 home run	5-10
2 home runs	2-4
3+ home runs	7-1

Opponent hit 0 home runs	7-4
1 home run	6-8
2 home runs	5-5
3+ home runs	1-7

Leave 0-5 runners on base	4-10
6-9 on base	12-12
10+ on base	3-2

Opponent leaves 0-5 runners on base	2-4
6-9 on base	10-15
10+ on base	7-5

Steals 0 bases	3-10
1 base	2-2
2 bases	5-7
3+ bases	9-5

Opponent steals 0 bases	6-13
1 base	9-9
2 bases	4-2
3+ bases	1-2

FIELDING

Made 0 errors	14-10
1 error	2-10
2 errors	1-3
3+ errors	2-1

Opponent made 0 errors	5-12
1 error	6-9
2 errors	6-2
3+ errors	2-1

LONGEST WIN STREAK	
LONGEST LOSING STREAK	
LONGEST HOME WINNING STREAK	
LONGEST HOME LOSING STREAK	
LONGEST ROAD WINNING STREAK	
LONGEST ROAD LOSING STREAK	
LARGEST MARGIN OF VICTORY	
LARGEST MARGIN OF DEFEAT	
LONGEST GAME, INNINGS	
LONGEST GAME, TIME	
LONGEST 9-INNING GAME, TIME	
SHORTEST 9-INNING GAME, TIME	
SHORTEST GAME, TIME	
LARGEST COMEBACK WIN	
LARGEST MARGIN OF LEAD SURRENDERED (LOSS)	
MOST ERRORS, TEAM	
MOST ERRORS, PLAYER	
LARGEST CROWD, HOME	
LARGEST CROWD, ROAD	
WARMEST FIRST PITCH	
COLDEST FIRST PITCH	

TEAM HIGHS

3 Games (2x)	Last: May 17 - May 19
5 Games	April 18 - April 22
2 Games (2x)	Last: May 17 - May 19
3 Games	April 4 - April 6
5 Games	April 18 - April 22
2 Games (2x)	Last: April 28 - April 29
11 Runs	4/1 @ Indianapolis (12-1 Win)
13 Runs	4/13 @ Iowa (14-1 Loss)
11 Innings	5/11 @ Scranton/Wilkes-Barre (4-3 Win)
3:16	4/14 @ Iowa (11-8 Win)
3:16	4/14 @ Iowa (11-8 Win)
2:14 (2x)	Last: 5/5 vs. Louisville (6-2 Win)
2:14 (2x)	Last: 5/5 vs. Louisville (6-2 Win)
6 Runs, After 4th	5/6 vs. Louisville (11-9 Win)
4 Runs, Middle 2nd	4/29 @ Nashville (6-5 Loss, 10 Innings)
3 (3x)	Last: 4/23 vs. Gwinnett (5-3 Win)
2, Maikel Garcia	4/23 vs. Gwinnett (5-3 Win)
6,882	5/20 vs. Toledo (4-1 Loss)
9,833	4/29 @ Nashville (6-5 Loss, 10 Innings)
83 Degrees	5/17 vs. Toledo (16-8 Win)
35 Degrees	4/5 vs. Toledo (7-6 Loss)

OFFENSIVE HIGHS

16	5/17 vs. Toledo (16-8 Win)
7 (2x)	Last: 1st Inning, 5/17 vs. Toledo (16-8 Win)
5 (2x)	Last: 4th-8th Innings, 5/17 vs. Toledo (16-8 Win)
2	5/20 vs. Toledo (4-1 Loss)
18	5/17 vs. Toledo (16-8 Win)
7	5/17 vs. Toledo (16-8 Win)
1 (9x)	Last: 5/21 vs. Toledo (8-6 Win)
4 (3x)	Last: 5/21 vs. Toledo (8-6 Win)
10	5/17 vs. Toledo (16-8 Win)
15	5/17 vs. Toledo (16-8 Win)
15	5/16 vs. Toledo (9-2 Loss)
34	5/17 vs. Toledo (16-8 Win)
11	4/20 vs. Gwinnett (9-3 Loss)
16	5/20 vs. Toledo (4-1 Loss)
4	4/13 @ Iowa (14-1 Loss)
6 (2x)	Last: 5/4 vs. Louisville (12-10 Loss)
4	5/6 vs. Louisville (11-9 Win)

INDIVIDUAL OFFENSIVE HIGHS

3 (8x)	Last: Taylor and Dungan, 5/17 vs. Toledo (16-8 Win)
4 (4x)	Last: Drew Waters 5/21 vs. Toledo (8-6 Win)
2 (5x)	Last: Taylor and Reetz, 5/17 vs. Toledo (16-8 Win)
1 (9x)	Last: Drew Waters, 5/21 vs. Toledo (8-6 Win)
2 (3x)	Last: Drew Waters, 5/21 vs. Toledo (8-6 Win)
6, Freddy Fermin	4/8 vs. Toledo (13-8 Win)
3 (5x)	Last: Dairon Blanco, 5/19 vs. Toledo (9-1 Win)
4, Jakson Reetz	5/20 vs. Toledo (4-1 Loss)
4, Samad Taylor	5/4 vs. Louisville (12-10 Loss)
2, Tyler Gentry	5/6 vs. Louisville (11-9 Win)

PITCHING HIGHS

14 (2x)	Last: 5/9 @ Scranton/Wilkes-Barre (14-2 Loss)
6 (2x)	Last: 2nd Inning, 4/13 @ Iowa (14-1 Loss)
3	5/18 vs. Toledo (9-0 Win)
18	5/9 @ Scranton/Wilkes-Barre (14-2 Loss)
3	4/18 vs. Gwinnett (4-1 Loss)
15	5/11 @ Scranton/Wilkes-Barre (4-3 Win, 11 Innings)
1 (2x)	Last: 5/21 vs. Toledo (8-6 Win)
8 (3x)	Last: 5/20 vs. Toledo (4-1 Loss)
6	5/4 vs. Louisville (12-10 Loss)

INDIVIDUAL PITCHING HIGHS

11, Jonathan Heasley	4/13 @ Iowa (14-1 Loss)
11, Jonathan Heasley	4/13 @ Iowa (14-1 Loss)
1 (4x)	Last: Drew Parrish (4.0 IP), 5/20 vs. Toledo (4-1 Loss)
11, Jonathan Heasley	5/21 vs. Toledo (8-6 Win)
5, Drew Parrish	5/4 vs. Louisville (12-10 Loss)
8, Daniel Lynch	5/17 vs. Toledo (16-8 Win)
3 (9x)	Last: Brooks Kriske, 5/11 @ Scranton/Wilkes-Barre (4-3 Win, 11 Innings)
5, Drew Parrish	5/20 vs. Toledo (4-1 Loss)
2 (3x)	Last: James McArthur, 5/20 vs. Toledo (4-1 Loss)
7.0, Jonathan Heasley	4/19 vs. Gwinnett (6-2 Loss)
104, Jonathan Heasley	4/25 @ Nashville (8-3 Loss)
3.2, Marcelo Martinez	4/29 @ Nashville (6-5 Loss, 10 Innings)
65, Austin Cox	4/6 vs. Toledo (8-5 Loss)

^ Indicates All-Time Storm Chasers Record Tied

* Indicates All-Time Storm Chasers Record Set

STATCAST LEADERS

LONGEST MEASURED HOMER DISTANCE (TOP 5)			HIGHEST BATTED BALL EXIT VELOCITY (TOP 5)			HIGHEST PITCH VELOCITY (TOP 5)			HIGHEST PITCH SPIN RATE (TOP 5)		
Player	Distance (Pitcher)	Date	Player	Exit Velo (Batted Ball Type)	Date	Player	Pitch Velo (Pitch Result)	Date	Player	Spin Rate (Pitch Type)	Date
Brewer Hicklen	443 (3-Run off Miguel Diaz)	5/18 vs. TOL	CJ Alexander	115.3 (Double vs. Reese Olson)	4/7 vs. TOL	Jackson Kowar	99.3 (Justin Dean, Ball)	4/18 vs. GWN	Josh Dye	3,329 (81.2 MPH Changeup vs. Joe Hudson)	4/21 vs. GWN
Freddy Fermin	428 (2-Run off Ashton Goudeau)	4/8 vs. TOL	Drew Waters	111.8 (Double vs. Sam Clay)	5/19 vs. TOL	Josh Staumont	99.1 (Jermaine Palacios, Strikeout)	4/9 vs. TOL	Mike Mayers	3,238 (82.1 MPH Slider vs. Yolmer Sánchez)	4/23 vs. GWN
Jakson Reetz	426 (Solo off Andrew Abbott)	5/7 vs. LOU	Brewer Hicklen	110.4 (Double vs. Robert Gasser)	4/30 @ NAS	Jackson Kowar	99.0 (Justin Dean, Walk)	4/18 vs. GWN	Jonathan Heasley	3,090 (93.8 MPH 45-Fastball vs. Abraham Toro)	4/30 @ NAS
CJ Alexander	422 (Solo off Colten Brewer)	5/11 @ SWB	CJ Alexander	109.9 (Home Run vs. Mitch Spence)	5/14 @ SWB	Josh Staumont	98.9 (Jermaine Palacios, Foul Ball)	4/9 vs. TOL	Josh Staumont	3,058 (81.0 MPH Curveball vs. Miguel Andujar)	3/31 @ IND
Nick Loftin	420 (Solo off Anthony Kay)	4/12 @ IOW	Dairon Blanco	109.6 (Double Play vs. Kervin Castro)	4/7 vs. TOL	Josh Staumont	98.8 (Michael Papierski, Ball)	4/9 vs. TOL	Drew Parrish	3,000 (89.9 MPH Sinkers vs. Michael Siani)	5/4 vs. LOU

THE LAST TIME OMAHA...

THREW A PERFECT GAME.....	6/20/1988 vs. Columbus (Luis Aquino, 2-0 win)
THREW A 9-INNING NO-HITTER.....	7/13/1990 @ Iowa [G1] (Gene Walter, 3-0 win)
THREW A 7-INNING NO-HITTER.....	8/15/2021 vs. Iowa (10-0 Loss)
THREW A COMBINED NO-HITTER.....	4/17/1997 vs. Oklahoma City (Jim Converse and Allen McMill, 2-0 win)

THREW A COMBINED 1-HITTER (9 Innings).....	8/26/2019 vs. Nashville (5-0 Win)
THREW A COMBINED 1-HITTER (7 Innings).....	Pitchers: Arnaldo Hernandez (8.0 IP), Gabe Speier (1.0 IP)
THREW A COMBINED 2-HITTER (9 Innings).....	6/12/2022 vs. Lehigh Valley (10-0 Win)
THREW A COMBINED 2-HITTER (7 Innings).....	Pitchers: Zack Greinke (5.0 IP), Andrés Núñez (1.0 IP), Marcelo Martínez (2.0 IP) & Brad Peacock (1.0 IP)
GOT NO-HIT (9 INNINGS).....	June 7, 2017 vs. Nashville (4-0 Loss)
GOT NO-HIT (LESS THAN 9 INNINGS).....	Pitchers: Chris Smith, Sean Doolittle, Tucker Healy and Simon Castro
GOT 1-HIT.....	6/29/2008 vs. Oklahoma [G1] (Dustin Nippert, 2-0 loss)
GOT 2-HIT.....	8/15/2021 vs. Iowa (10-0 Loss)

THREW A COMBINED 9-INNING SHUTOUT.....	5/18/2023 vs. Toledo (9-0 Win)
THREW SHUTOUTS IN 3 STRAIGHT GAMES.....	Pitchers: Austin Cox (5.0 IP), Evan Sisk (1.0 IP), Dylan Coleman (1.0 IP), Collin Snider (1.0 IP), Nick Wittgren (1.0 IP)
THREW BACK-TO-BACK SHUTOUTS.....	8/7/2018 vs. Salt Lake and 8/9 and 8/10/2018 @ Round Rock(5-0, 9-0, 2-0)
GOT SHUT OUT (9 INNINGS).....	8/9 and 8/10/2018 @ Round Rock(9-0 Win & 2-0 Win)
GOT SHUT OUT IN BACK-TO-BACK GAMES.....	4/26/2023 @ Nashville (9-0 Loss)
GOT SHUT OUT IN 3 STRAIGHT GAMES.....	7/23 and 7/24/2022 vs. Iowa (10-0 Loss, 7-0 Loss)
GOT SHUT OUT (LESS THAN 9 INNINGS).....	N/A (Since 2005)

WON 10 GAMES IN A ROW.....	June 5 to June 16, 2012
WON 9 GAMES IN A ROW.....	May 22 to June 1, 2021
WON 8 GAMES IN A ROW.....	May 23 to May 30, 2010
WON 7 GAMES IN A ROW.....	July 21 to July 26, 2015
WON 6 GAMES IN A ROW.....	August 25 to August 31, 2021

LOST 10 GAMES IN A ROW.....	August 6 to August 16, 2006
LOST 8 GAMES IN A ROW.....	June 6 to June 14, 2016
LOST 7 GAMES IN A ROW.....	April 20 to April 28, 2019
LOST 6 GAMES IN A ROW.....	May 4 to May 9, 2018

STRUCK OUT 19+ OPPOSING HITTERS.....	5/6/2021 vs. St. Paul (19)
STRUCK OUT 17+ OPPOSING HITTERS.....	5/6/2021 vs. St. Paul (19)
STRUCK OUT 15+ OPPOSING HITTERS.....	5/11/2023 @ Scranton/Wilkes-Barre (15)
STRUCK OUT 10+ OPPOSING HITTERS.....	5/17/2023 vs. Toledo (14)

SCORED 20+ RUNS IN ONE GAME.....	7/4/2022 vs. Toledo (20)
SCORED 15+ RUNS IN ONE GAME.....	7/4/2022 vs. Toledo (20)
SCORED 10+ RUNS IN ONE GAME.....	5/4/2023 vs. Louisville (10)
ALLOWED 20+ RUNS IN ONE GAME.....	9/11/2021 @ St. Paul (21)
ALLOWED 15+ RUNS IN ONE GAME.....	9/11/2022 vs. Indianapolis (19)
ALLOWED 10+ RUNS IN ONE GAME.....	5/9/2023 @ Scranton/Wilkes-Barre (14)

HAD 27+ HITS IN ONE GAME.....	7/4/2022 vs. Toledo (27)
HAD 25+ HITS IN ONE GAME.....	7/4/2022 vs. Toledo (27)
HAD 20+ HITS IN ONE GAME.....	7/4/2022 vs. Toledo (27)
HAD 15+ HITS IN ONE GAME.....	5/17/2023 vs. Toledo (18)
HAD 10+ HITS IN ONE GAME.....	5/21/2023 vs. Toledo(12)
ALLOWED 22+ HITS IN ONE GAME.....	8/2/2019 @ Reno (23)
ALLOWED 20+ HITS IN ONE GAME.....	8/2/2019 @ Reno (23)
ALLOWED 15+ HITS IN ONE GAME.....	5/21/2023 vs. Toledo (15)
ALLOWED 10+ HITS IN ONE GAME.....	5/21/2023 vs. Toledo (15)

WALKED 14+ TIMES IN ONE GAME.....	4/14/2022 vs. Louisville (14)
WALKED 10+ TIMES IN ONE GAME.....	4/20/2023 vs. Gwinnett (11)
WALKED 8+ TIMES IN ONE GAME.....	5/19/2023 vs. Toledo (8)
ALLOWED 13+ WALKS IN ONE GAME.....	5/8/2007 vs. Sacramento (13)
ALLOWED 10+ WALKS IN ONE GAME.....	9/21/2022 vs. Iowa (11)
ALLOWED 8+ WALKS IN ONE GAME.....	5/20/2023 vs. Toledo (8)

HIT 9+ HOME RUNS IN A GAME.....	7/3/2022 vs. Toledo (9)
HIT 7+ HOME RUNS IN A GAME.....	7/3/2022 vs. Toledo (9)
HIT 5+ HOME RUNS IN A GAME.....	7/3/2022 vs. Toledo (9)
HIT 3+ HOME RUNS IN A GAME.....	5/21/2023 vs. Toledo (4)
ALLOWED 7+ HOME RUNS IN A GAME.....	9/5/2021 vs. Toledo (7)
ALLOWED 5+ HOME RUNS IN A GAME.....	5/4/2023 vs. Louisville (6)
ALLOWED 3+ HOME RUNS IN A GAME.....	5/17/2023 vs. Toledo (3)

HAD 2 PLAYERS HIT 2 HOME RUNS IN A GAME.....	Nate Eaton & Roman Quinn, 7/4/2022 vs. Toledo (20-6 win)
HIT BACK-TO-BACK HOME RUNS.....	4/5/2023 vs. Toledo (7-6 loss)
HIT 3 STRAIGHT HOME RUNS.....	5/21/2021 @ Iowa, 9th Inning (9-8 loss)
.....	Anderson Miller (2-run), Sebastian Rivero (solo), Gabriel Cancel (solo)

SCORED 10+ RUNS IN AN INNING.....	12 Runs, 2nd Inning - 4/8/2019 @ Memphis (14-3 win)
SCORED 7+ RUNS IN AN INNING.....	7 Runs, 1st Inning - 5/17/2023 vs. Toledo (16-8 win)
SCORED 5+ RUNS IN AN INNING.....	6 Runs, 8th Inning - 5/18/2023 vs. Toledo (9-0 win)
SCORED 5+ RUNS IN AN EXTRA INNING.....	6 Runs, 11th Inning - 8/3/2021 @ Columbus (11-7 win)
ALLOWED 10+ RUNS IN AN INNING.....	10 Runs, 6th Inning - 7/16/2012 vs. Oklahoma City (16-6 loss)
ALLOWED 7+ RUNS IN AN INNING.....	8 Runs, 4th Inning - 9/11/2022 vs. Indianapolis (19-9 loss)
ALLOWED 5+ RUNS IN AN INNING.....	5 Runs, 9th Inning - 5/13/2023 @ Scranton/Wilkes-Barre (8-6 Loss)
ALLOWED 5+ RUNS IN AN EXTRA INNING.....	6 Runs, 12th Inning - 7/7/2017 vs. Colorado Springs (8-4 loss)
WON A GAME BY 15+ RUNS.....	14 Runs - 7/4/2023 vs. Toledo (20-6 win)
WON A GAME BY 10+ RUNS.....	11 Runs - 4/1/2023 vs. Indianapolis (12-1 win)
LOST A GAME BY 15+ RUNS.....	16 Runs - 9/11/2022 vs. Indianapolis, (19-3 loss)
LOST A GAME BY 10+ RUNS.....	12 Runs - 5/9/2023 @ Scranton/Wilkes-Barre (14-2 loss)

SCORED 12+ RUNS IN CONSECUTIVE GAMES.....	9/25/2021 and 9/26/2021 vs. Indianapolis (12-3 Win & 17-12 loss)
SCORED 10+ RUNS IN CONSECUTIVE GAMES.....	6/26/2022 vs. Columbus & 6/28/2022 @ St. Paul (17-4 Win, 11-2 win)
SCORED JUST ONE RUN WITHOUT AN RBI.....	5/4/2019 vs. Iowa (6-1 loss)
SCORED MULTIPLE RUNS WITHOUT AN RBI.....	4/30/2018 @ Iowa (10-3 loss)
SCORED MORE RUNS THAT RECORDED HITS.....	4/8/2023 vs. Toledo(13-8 win, 13 R on 12 H)

TURNED 6 DOUBLE PLAYS IN ONE GAME.....	8/25/08 vs. New Orleans
TURNED 5 DOUBLE PLAYS IN ONE GAME.....	4/1/2023 @ Indianapolis
TURNED 4 DOUBLE PLAYS IN ONE GAME.....	5/9/2023 @ Scranton/Wilkes-Barre
TURNED 3+ DOUBLE PLAYS IN ONE GAME.....	4/28/2023 @ Nashville (3)
TURNED A TRIPLE PLAY.....	5/13/1992 @ Denver, 1st Inning (3-2 win)

HIT INTO A TRIPLE PLAY.....	5-4-3 (Fielders: Sean Berry to Stu Cole to Jeff Conine Batter: Jim Tatum)
.....	4/17/2015 vs. New Orleans, Cheslor Cuthbert, 1st Inning (5-3 loss)

COMMITTED 6 ERRORS.....	5/10/2012 @ Sacramento
COMMITTED 5 ERRORS.....	4/16/2006 @ Memphis
COMMITTED 4 ERRORS.....	6/29/2022 @ St. Paul
COMMITTED 3+ ERRORS.....	4/23/2023 vs. Gwinnett(3)

EVERY STORM CHASER IN THE STARTING LINEUP HAD A HIT.....	5/17/2023 vs. Toledo
EVERY STORM CHASER IN THE STARTING LINEUP SCORED A RUN.....	4/1/2023 vs. Indianapolis
EVERY STORM CHASER IN THE STARTING LINEUP HAD A HIT AND SCORED A RUN.....	
LINEUP BATTED AROUND TWICE IN ONE GAME.....	

WON ON THE LAST AT-BAT OF THE GAME (WALK-OFF WIN).....	9/22/2022 vs. Iowa (5-4 Win, 13 innings)
LOST ON THE LAST AT-BAT OF THE GAME (WALK-OFF LOSS).....	5/10/2023 @ Scranton/Wilkes-Barre (4-3 Loss, 9 Innings)
PLAYED BACK-TO-BACK EXTRA-INNING GAMES.....	7/2 and 7/3/2019 @ Round Rock(7-6 Loss & 9-8 Loss, both 10 innings)

WON BOTH GAMES OF A DOUBLEHEADER.....	8/22/2022 vs. Scranton/Wilkes-Barre (9-4 Win & 12-10 Win)
PITCHED SHUTOUTS IN BOTH GAMES OF A DOUBLEHEADER.....	N/A (Since 2005)
LOST BOTH GAMES OF A DOUBLEHEADER.....	8/29/2018 vs. Colorado Springs (3-2 Loss & 7-0 Loss)
SHUT OUT IN BOTH GAMES OF A DOUBLEHEADER.....	6/2/2013 vs. Memphis (7-0 Loss, 5-0 Loss)

OPPOSING HITTER HAD A 3-HOMER GAME.....	Christian Encarnacion-Strand, 5/4/2023 vs. Louisville
OPPOSING HITTER HIT FOR THE A CYCLE.....	Matt McClain, 5/4/2023 vs. Louisville

THE LAST TIME AN OMAHA HITTER...

HAD 6 HITS IN ONE GAME.....	Matt Diaz, 7/27/2005 @ Portland
HAD 5 HITS IN ONE GAME.....	Dairon Blanco, 9/15/2022 @ Columbus
HAD 4 HITS IN ONE GAME.....	Drew Waters, 5/19/2023 vs. Toledo
HAD 3 HITS IN ONE GAME.....	Tyler Gentry, 5/19/2023 vs. Toledo

HIT 3 HOME RUNS IN ONE GAME.....	Ryan McCoom, 6/13/2021 @ St. Paul
HIT 2 HOME RUNS IN ONE GAME.....	Drew Waters, 5/21/2023 vs. Toledo
HIT 2 TRIPLES IN ONE GAME.....	Angel Franco, 5/6/2016 @ Iowa
HIT 4 DOUBLES IN ONE GAME.....	Jordan Parraz, 5/18/2010 @ Las Vegas
HIT 3 DOUBLES IN ONE GAME.....	Dairon Blanco, 9/15/2022 @ Columbus
HIT 2 DOUBLES IN ONE GAME.....	Samad Taylor and Jackson Reetz, 5/17/2023 vs. Toledo
HIT 2 SACRIFICE FLIES IN ONE GAME.....	Samad Taylor, 4/30/2023 @ Nashville

HIT A GRAND SLAM.....	Brent Rooker, 9/26/2022 @ St. Paul
HIT AN INSIDE-THE PARK HOME RUN.....	Bobby Witt Jr., 9/8/2021 @ St. Paul
LED OFF A HOME GAME WITH A HOME RUN.....	Drew Waters, 8/3/2022 vs. St. Paul
LED OFF A ROAD GAME WITH A HOME RUN.....	Drew Waters, 8/16/2022 @ Louisville
HIT A PINCH-HIT HOME RUN.....	Elier Hernández, 5/22/2019 vs. Iowa
HIT A WALK-OFF HOME RUN.....	Nate Eaton, 5/31/2022 vs. Indianapolis
HIT A WALK-OFF GRAND SLAM.....	Jimmy Govecn, 5/27/2022 vs. Columbus
HIT A WALK-OFF PINCH-HIT HOME RUN.....	Chad Santos, 8/23/2005 vs. New Orleans
HIT FOR THE CYCLE.....	Jimmy Paredes, 5/12/2014 vs. New Orleans

HAD 11 RBI IN ONE GAME.....	Mike Moustakas, 8/30/2010 vs. Round Rock
HAD 9 RBI IN ONE GAME.....	Brett Eibner, 4/9/2014 vs. Memphis
HAD 8 RBI IN ONE GAME.....	Jimmy Paredes, 5/12/2014 vs. New Orleans
HAD 7 RBI IN ONE GAME.....	Brett Hayes, 4/14/2013 vs. Nashville
HAD 6 RBI IN ONE GAME.....	Freddy Fermin, 4/8/2023 vs. Toledo
HAD 5 RBI IN ONE GAME.....	Jackson Reetz, 4/1/2023 @ Indianapolis
HAD 4 RBI IN ONE GAME.....	Nick Loftin, 5/5/2023 vs. Louisville

SCORED 5 RUNS IN ONE GAME.....	Brett Eibner, 5/12/2014 vs. New Orleans
SCORED 4 RUNS IN ONE GAME.....	Maikel García, 9/15/2022 @ Columbus
SCORED 3 RUNS IN ONE GAME.....	Drew Waters, 5/19/2023 vs. Toledo

WALKED 4 TIMES IN ONE GAME.....	MJ Melendez, 8/22/202 vs. Columbus
WALKED 3 TIMES IN ONE GAME.....	Dairon Blanco, 5/19/2023 vs. Toledo

STOLE 4 BASES IN ONE GAME.....	Samad Taylor, 5/4/2023 vs. Louisville
STOLE 3 BASES IN ONE GAME.....	Samad Taylor, 4/26/2023 @ Nashville
STOLE 2 BASES IN ONE GAME.....	Dairon Blanco and Samad Taylor, 5/19/2023 vs. Toledo

STRUCK OUT 5 TIMES IN ONE GAME.....	Drew Waters, 8/10/2022 @ Toledo
STRUCK OUT 4 TIMES IN ONE GAME.....	Jackson Reetz, 5/20/2023 vs. Toledo
STRUCK OUT 3 TIMES IN ONE GAME.....	Drew Waters, 5/20/2023 vs. Toledo

REACHED BASE 6 TIMES IN ONE GAME.....	Nicky Lopez, 7/27/2018 @ Fresno
REACHED BASE 5 TIMES IN ONE GAME.....	Dairon Blanco, 9/15/2022 @ Columbus
REACHED BASE 4 TIMES IN ONE GAME.....	Drew Waters, 5/21/2023 vs. Toledo

REACHED BASE IN EVERY TRIP TO THE PLATE (6 PA).....	Brett Eibner, 4/9/2014 vs. Memphis
REACHED BASE IN EVERY TRIP TO THE PLATE (5 PA).....	Drew Waters, 7/27/2022 @ Syracuse
REACHED BASE IN EVERY TRIP TO THE PLATE (4 PA).....	Dairon Blanco, 5/13/2023 @ Scranton/Wilkes-Barre

HAD 2 HOME RUNS IN THE SAME INNING.....	Brett Eibner: 5th inning, 5/12/2015 vs. Memphis
HAD 2 DOUBLES IN THE SAME INNING.....	Clay Dungan: 6th inning, 6/26/2022 vs. Columbus
HAD 2 HITS IN THE SAME INNING.....	Drew Waters: 1st Inning, 5/17/2023 vs. Toledo
REACHED 2 TIMES IN THE SAME INNING.....	Drew Waters: 1st Inning, 5/17/2023 vs. Toledo
SCORED 2 RUNS IN THE SAME INNING.....	Brewer Hicklen: 6th inning, 8/26/2022 vs. Scranton/WB

HIT HOME RUNS IN 6 STRAIGHT GAMES.....	Steve Sisco, June 13 to June 21, 1998
HIT HOME RUNS IN 5 STRAIGHT GAMES.....	Cory Aldridge, July 27 to August 8, 2009
HIT HOME RUNS IN 4 STRAIGHT GAMES.....	Nick Pratto, August 19 to August 22, 2021
HIT HOME RUNS IN 3 STRAIGHT GAMES.....	Brent Rooker, September 23 to September 26, 2022
HIT HOME RUNS IN BACK-TO-BACK GAMES.....	Brewer Hicklen, May 14 and May 19, 2023
HIT HOME RUNS IN BOTH GAMES OF A DOUBLEHEADER.....	Nick Pratto, 4/7/2022 @ Indianapolis
HIT HOME RUNS FROM BOTH SIDES OF THE PLATE, GAME.....	Tim Raines Jr., 8/20/2009 @ Tacoma
HIT HOME RUN IN FIRST OMAHA AT-BAT.....	Jackson Reetz, 8/28/2022 vs. Scranton/WB [G1]

HAD 2+ HITS IN 7 STRAIGHT GAMES.....	Johnny Giavotella, August 3 to August 14, 2014
HAD 2+ HITS IN 6 STRAIGHT GAMES.....	Dairon Blanco, September 10 to September 17, 2022
HAD 2+ HITS IN 5 STRAIGHT GAMES.....	MJ Melendez, September 25 to October 2, 2021

HAD A 20+ GAME HITTING STREAK.....	Frank Schwindel, 20 Games: July 22 to August 13, 2018
HAD A 18+ GAME HITTING STREAK.....	Frank Schwindel, 20 Games: July 22 to August 13, 2018
HAD A 16+ GAME HITTING STREAK.....	Frank Schwindel, 20 Games: July 22 to August 13, 2018
HAD A 14+ GAME HITTING STREAK.....	Dairon Blanco, 15 Games: May 15 to July 10, 2022
HAD A 12+ GAME HITTING STREAK.....	Dairon Blanco, 15 Games: May 15 to July 10, 2022

HAD A 40+ GAME REACHED BASE STREAK.....	Shane Costa, 46 Games: April 14 to August 8, 2007
HAD A 35+ GAME REACHED BASE STREAK.....	Alex Gordon, 39 Games: May 9 to June 19, 2010
HAD A 30+ GAME REACHED BASE STREAK.....	Freddy Fermin, 33 Games: August 3 to September 15, 2022
HAD A 25+ GAME REACHED BASE STREAK.....	Freddy Fermin, 33 Games: August 3 to September 15, 2022
HAD A 20+ GAME REACHED BASE STREAK.....	Freddy Fermin, 33 Games: August 3 to September 15, 2022

THE LAST TIME AN OMAHA PITCHER...

THREW A 1-HITTER (9 Innings).....	Luis Mendoza, 7/18/2011 @ Memphis
THREW A 1-HITTER (7 Innings).....	Arnaldo Hernandez, 7/21/2018 vs. Round Rock [G1]
THREW A 2-HITTER (9 Innings).....	Jeff Suppan, 6/21/2011 @ Nashville
THREW A 2-HITTER (7 Innings).....	Arnaldo Hernandez, 7/21/2018 vs. Round Rock [G1]

THREW A 9-INNING COMPLETE GAME SHUTOUT.....	Luis Mendoza, 7/18/2011 @ Memphis
THREW A 7-INNING COMPLETE GAME SHUTOUT.....	Jake Kalish, 7/2/2018 vs. Nashville [G1]
THREW A 5-INNING COMPLETE GAME SHUTOUT.....	Anthony Lerew, 8/31/2010 vs. Round Rock

THREW A 9-INNING COMPLETE GAME.....	Arnaldo Hernandez, 8/15/2018 vs. Oklahoma City
THREW AN 8-INNING COMPLETE GAME.....	John Lannan, 6/16/2016 @ Oklahoma City
THREW A 7-INNING COMPLETE GAME.....	Austin Cox, 8/28/2022 vs. Scranton/WB [G1]
THREW A 6-INNING COMPLETE GAME.....	Matt Wright, 8/8/2008 @ Nashville [G2]
THREW A 5-INNING COMPLETE GAME.....	Trevor Oaks, 8/6/2018 vs. Salt Lake

STRUCK OUT 12 IN A GAME.....	Jakob Junis, 5/26/2017 @ Nashville
STRUCK OUT 11 IN A GAME.....	John Lamb, 7/9/2014 vs. Iowa
STRUCK OUT 10 IN A GAME.....	Jackson Kowar, 7/3/2021 @ St. Paul

WALKED 7 IN A GAME.....	Josh Staumont, 5/24/2017 @ Nashville
WALKED 6 IN A GAME.....	Drew Parrish, 6/22/2022 vs. Columbus
WALKED 5 IN A GAME.....	Drew Parrish, 5/20/2023 vs. Toledo

ALLOWED 6 HOME RUNS IN A GAME.....	Matt Wright, 8/18/2007 vs. Albuquerque
ALLOWED 5 HOME RUNS IN A GAME.....	Drew Parrish, 5/4/2023 vs. Louisville
ALLOWED 4 HOME RUNS IN A GAME.....	Jake Kalish, 9/24/2021 vs. Indianapolis
ALLOWED 3 HOME RUNS IN A GAME.....	Marcelo Martínez, 5/3/2023 vs. Louisville
ALLOWED 2 HOME RUNS IN A GAME.....	Jonathan Heasley, 5/21/2023 vs. Toledo

THREW 120+ PITCHES IN A GAME.....	Brett Tomko, 5/8/2014 @ Round Rock (127)
THREW 115+ PITCHES IN A GAME.....	Luke Farrell, 6/8/2017 vs. Nashville (116)
THREW 110+ PITCHES IN A GAME.....	Christian Binford, 9/3/2017 vs. Iowa (110)
THREW 100+ PITCHES IN A GAME.....	Jonathan Heasley, 4/25/2023 @ Nashville (114)
THREW 90+ PITCHES IN A GAME.....	Austin Cox, 4/27/2023 @ Nashville (99)
THREW 90+ PITCHES IN A GAME.....	Max Castillo, 5/2/2023 vs. Louisville (91)

WON HIS OMAHA DEBUT.....	Alec Marsh, 9/23/2022 vs. Iowa
THREW A AN IMMACULATE INNING.....	Anthony Swarzak, 6/3/2021 vs. Iowa

														STORM CHASERS				OPPONENT							
GM #	MARCH	OPPONENT	SCORE	RECORD	STANDINGS	WIN	LOSS	SAVE	TEMP.	1ST PITCH	TIME	ATT.	HOME ATT.	R	H	E	LO	R	H	E	LO				
1.	3/31	@ Indianapolis	W, 8-6	1 - 0	1st +0.5	C. Snider (1-0)	Y. De Los Santos (0-1)	J. Staumont (1)	66°	7:05 PM	2:54	8,095		8	12	0	14	6	11	2	7				
														STORM CHASERS				OPPONENT							
GM #	APRIL	OPPONENT	SCORE	RECORD	STANDINGS	WIN	LOSS	SAVE	TEMP.	1ST PITCH	TIME	ATT.	HOME ATT.	R	H	E	LO	R	H	E	LO				
2.	4/1	@ Indianapolis	W, 12-1	2 - 0	1st +1.0	D. Parrish (1-0)	C. Smith (0-1)	-	42°	1:37 PM	2:26	4,012		12	16	0	11	1	5	2	3				
3.	4/2	@ Indianapolis	W, 8-3	3 - 0	1st +1.0	J. Kowar (1-0)	D. Zamora (0-1)	-	49°	1:36 PM	2:53	4,240		8	12	0	9	3	11	2	10				
4.	4/4	TOLEDO	L, 9-2	3 - 1	2nd -0.5	B. White (1-0)	M. Castillo (0-1)	-	55°	6:42 PM	2:27	3,200	3,200	2	6	0	6	9	12	0	5				
5.	4/5	TOLEDO	L, 7-6	3 - 2	2nd -1.0	T. Holton (1-0)	R. Weiss (0-1)	M. Díaz (2)	35°	12:07 PM	2:40	1,405	4,605	6	8	2	6	7	12	1	9				
6.	4/6	TOLEDO	L, 8-5	3 - 3	3rd -2.0	J. Fry (1-0)	J. Kowar (1-1)	M. Del Pozo (1)	45°	12:06 PM	2:48	1,607	6,212	5	7	1	4	8	10	2	9				
7.	4/7	TOLEDO	W, 9-4	4 - 3	2nd -1.0	J. Heasley (1-0)	R. Olson (0-2)	-	70°	6:35 PM	2:35	1,968	8,180	9	12	0	6	4	9	0	11				
8.	4/8	TOLEDO	W, 13-8	5 - 3	2nd -0.5	M. Martinez (1-0)	M. Lorenzen (0-1)	-	71°	2:05 PM	2:49	2,070	10,250	13	12	3	4	8	13	0	12				
9.	4/9	TOLEDO	L, 8-2	5 - 4	2nd -1.5	T. Holton (2-0)	M. Castillo (0-2)	-	73°	2:11 PM	2:57	2,119	12,369	2	6	3	12	8	13	0	11				
10.	4/11	@ Iowa	L, 9-6	5 - 5	5th -2.5	R. Elías (1-0)	M. Mayers (0-1)	M. Rodríguez (1)	79°	6:38 PM	2:34	3,557		6	10	0	6	9	7	1	6				
11.	4/12	@ Iowa	W, 10-6	6 - 5	5th -1.5	J. Kowar (2-0)	R. Thompson (0-1)	-	77°	12:09 PM	2:26	4,085		10	12	0	5	6	8	0					
12.	4/13	@ Iowa	L, 14-1	6 - 6	6th -2.5	N. Neidert (1-1)	J. Heasley (1-1)	-	87°	6:38 PM	2:18	3,647		1	6	1	4	14	15	0	8				
13.	4/14	@ Iowa	W, 11-8	7 - 6	6th -2.0	C. Snider (2-0)	M. Rodríguez (1-1)	N. Wittgren (1)	79°	7:09 PM	3:16	6,257		11	11	2	10	8	11	3	10				
	4/15	@ Iowa	PPD/Rain (To be made up April 16)																						
14.	4/16-1	@ Iowa	Cancelled/Snow																						
15.	4/16-2	@ Iowa	Cancelled/Snow																						
14.	4/18	GWINNETT	L, 4-1	7 - 7	15th -3.0	T. Tice (2-0)	J. Kowar (2-2)	Y. Rios (1)	70°	6:39 PM	2:24	1,703	14,072	1	7	1	8	4	6	0	8				
15.	4/19	GWINNETT	L, 6-2	7 - 8	15th -4.0	B. Burrows (1-0)	J. Heasley (1-2)	-	70°	12:05 PM	2:15	6,641	20,713	2	6	0	5	6	10	0	3				
16.	4/20	GWINNETT	L, 9-3	7 - 9	16th -4.5	B. Moran (1-0)	M. Castillo (0-3)	-	56°	6:37 PM	2:47	2,026	22,739	3	3	1	10	9	10	1	5				
17.	4/21	GWINNETT	L, 7-3	7 - 10	7th -6.0	A. Winans (1-2)	E. Sisk (0-1)	-	44°	6:36 PM	3:01	2,041	24,780	3	9	2	9	7	11	0	8				
18.	4/22	GWINNETT	L, 5-2	7 - 11	6th -7.0	D. Dodd (1-0)	A. Núñez (0-1)	Y. Rios (2)	42°	2:06 PM	2:27	3,025	27,805	2	4	1	2	5	10	0	10				
19.	4/23	GWINNETT	W, 5-3	8 - 11	6th -6.0	M. Mayers (1-1)	N. Kingham (0-3)	N. Wittgren (2)	49°	2:06 PM	2:23	2,046	29,851	5	12	3	6	3	8	0	9				
20.	4/25	@ Nashville	L, 8-3	8 - 12	6th -7.0	R. Gasser (1-0)	J. Heasley (1-3)	-	67°	6:39 PM	2:14	4,127		3	5	1	3	8	11	0	6				
21.	4/26	@ Nashville	L, 5-0	8 - 13	7th -8.0	C. Boushley (1-1)	M. Castillo (0-4)	-	68°	6:37 PM	2:27	5,455		0	4	0	5	5	11	1	8				
22.	4/27	@ Nashville	W, 2-1	9 - 13	7th -7.0	A. Cox (1-0)	J. Junk (2-1)	N. Wittgren (3)	61°	7:19 PM	2:28 (:44)	3,507		2	8	0	7	1	6	1	8				
23.	4/28	@ Nashville	L, 4-3	9 - 14	7th -7.0	J. Bukauskas (1-0)	J. Dye (0-1)	-	69°	6:37 PM	2:26	6,873		3	5	1	3	4	7	1	4				
24.	4/29	@ Nashville	L, 6-5 (10)	9 - 15	8th -8.0	L. Erceg (3-0)	E. Sisk (0-2)	-	70°	6:39 PM	2:58	9,833		5	8	0	6	6	13	1	15				
25.	4/30	@ Nashville	W, 10-6	10 - 15	7th -7.0	A. Núñez (1-1)	J. Bukauskas (1-1)	-	61°	3:08 PM	3:00 (7:03)	9,469		10	11	1	9	6	9	3	9				
APRIL Hitting Results: .250/.337/.441 (200-for-799), 49 2B, 2 3B, 33 HR, 124 R, 99 BB, 38 SB // APRIL Pitching Results: 9-15, 5.65 ERA (133 ER in 212.0 IP), 3/7 SV, 238 H, 30 HR, 104 BB, 198 K, 1.61 WHIP, .284 AVG																									
														STORM CHASERS				OPPONENT							
GM #	MAY	OPPONENT	SCORE	RECORD	STANDINGS	WIN	LOSS	SAVE	TEMP.	1ST PITCH	TIME	ATT.	HOME ATT.	R	H	E	LO	R	H	E	LO				
26.	5/2	LOUISVILLE	L, 10-4	10 - 16	8th -8.0	A. Abbott (1-0)	M. Castillo (0-5)	-	57°	12:06 PM	2:57	2,024	31,875	4	6	0	10	10	14	2	8				
27.	5/3	LOUISVILLE	L, 7-4	10 - 17	10th -9.0	B. Lively (4-0)	M. Martinez (1-1)	-	60°	11:07 AM	2:20	3,364	35,239	4	10	1	5	7	11	0	7				
28.	5/4	LOUISVILLE	L, 12-10	10 - 18	10th -9.0	R. Wynne (1-1)	D. Parrish (1-1)	-	77°	6:36 PM	2:45	3,333	38,572	10	11	1	9	12	13	4	4				
29.	5/5	LOUISVILLE	W, 6-2	11 - 18	10th -8.0	M. Mayers (2-1)	B. Williamson (1-4)	J. Kowar (1)	63°	6:36 PM	2:14	5,735	44,307	6	5	0	3	2	7	1	7				
30.	5/6	LOUISVILLE	W, 11-9	12 - 18	8th -7.5	E. Sisk (1-2)	J. Kuhnel (0-1)	J. Cuas (1)	78°	6:37 PM	2:57	3,872	48,179	11	12	0	8	9	13	1	6				
31.	5/7	LOUISVILLE	L, 4-3	12 - 19	9th -7.0	Z. Brown (1-1)	B. Kriske (0-1)	A. Busenitz (3)	82°	2:07 PM	2:46	2,469	50,648	3	8	0	7	4	6	0	8				
32.	5/9	@ Scranton/WB	L, 14-2	12 - 20	9th -8.0	M. Spence (3-2)	D. Parrish (1-2)	-	68°	6:06 PM	2:20	3,053		2	4	1	2	14	18	1	7				
33.	5/10	@ Scranton/WB	L, 4-3	12 - 21	10th -8.5	A. McGarity (3-0)	D. Coleman (0-1)	-	60°	11:05 AM	2:41	5,829		3	5	0	9	4	4	1	6				
34.	5/11	@ Scranton/WB	W, 4-3 (11)	13 - 21	9th -8.5	A. Núñez (2-1)	D. Snelten (0-2)	-	76°	6:37 PM	3:02	3,691		4	4	0	6	3	8	2	10				
35.	5/12	@ Scranton/WB	W, 3-2	14 - 21	9th -8.5	D. Lynch (1-0)	R. Vásquez (0-5)	N. Wittgren (4)	79°	6:35 PM	2:22	4,142		3	8	0	5	2	4	1	6				
36.	5/13	@ Scranton/WB	L, 8-6	14 - 22	10th -9.0	A. McGarity (4-0)	B. Kriske (0-2)	-	76°	4:05 PM	2:32	5,027		6	14	0	6	8	10	0	5				
37.	5/14	@ Scranton/WB	W, 6-3	15 - 22	9th -8.0	J. Dipoto (1-0)	D. Snelten (0-3)	N. Wittgren (5)	75°	1:06 PM	3:02	3,058		6	7	0	6	3	9	1	11				
38.	5/16	TOLEDO	L, 9-2	15 - 23	10th -8.0	H. Hembree (4-1)	J. Heasley (1-4)	-	77°	6:36 PM	2:45	2,001	52,649	2	9	1	15	9	12	0	6				
39.	5/17	TOLEDO	W, 16-8	16 - 23	10th -7.5	W. Pennington (1-0)	Z. Logue (1-3)	-	83°	6:37 PM	2:54	2,218	54,867	16	18	0	8	8	14	2	3				
40.	5/18	TOLEDO	W, 9-0	17 - 23	10th -6.5	A. Cox (2-0)	B. Haniffee (0-3)	-	78°	6:37 PM	2:31	3,529	58,396	9	14	0	8	0	3	0	6				
41.	5/19	TOLEDO	W, 9-1	18 - 23	10th -6.0	A. Núñez (3-1)	A. Bergner (1-1)	-	66°	6:36 PM	2:41	5,058	63,454	9	12	1	9	1	6	1	8				
42.	5/20	TOLEDO	L, 4-1	18 - 24	10th -7.5	R. Olson (2-3)	J. McArthur (0-1)	M. Díaz (7)	75°	6:38 PM	2:47	6,882	70,336	1	2	0	8	4	5	1	8				
43.	5/21	TOLEDO	W, 8-4	19 - 24	10th -6.5	N. Wittgren (1-0)	S. Elledge (0-1)	-	81°	5:07 PM	2:50	3,995	74,331	8	12	0	9	4	15	2	11				
44.	5/23	@ St. Paul																							
45.	5/24	@ St. Paul																							
46.	5/25	@ St. Paul																							
47.	5/26	@ St. Paul																							
48.	5/27	@ St. Paul																							
49.	5/28	@ St. Paul																							
50.	5/30	MEMPHIS																							
51.	5/31	MEMPHIS																							
MAY Hitting Results: // MAY Pitching Results:																									
														STORM CHASERS				OPPONENT							
GM #	JUNE	OPPONENT	SCORE	RECORD	STANDINGS	WIN	LOSS	SAVE	TEMP.	1ST PITCH	TIME	ATT.	HOME ATT.	R	H	E	LO	R	H	E	LO				
52.	6/1	MEMPHIS																							
53.	6/2	MEMPHIS																							
54.	6/3	MEMPHIS																							
55.	6/4	MEMPHIS																							
56.	6/6	@ Indianapolis																							
57.	6/7	@ Indianapolis																							
58.	6/8	@ Indianapolis																							
59.	6/9	@ Indianapolis																							
60.	6/10	@ Indianapolis																							
61.	6/11	@ Indianapolis																							
62.	6/13	COLUMBUS																							
63.	6/14	COLUMBUS																							
64.	6/15	COLUMBUS																							
65.	6/16	COLUMBUS																							
66.	6/17	COLUMBUS																							
67.	6/18	COLUMBUS																							
68.	6/20	@ Rochester																							
69.	6/21	@ Rochester																							
70.	6/22	@ Rochester																							
71.	6/23	@ Rochester																							
72.	6/24	@ Rochester																							
73.	6/25	@ Rochester																							

															STORM CHASERS				OPPONENT			
GM #	JUNE	OPPONENT	SCORE	RECORD	STANDINGS	WIN	LOSS	SAVE	TEMP.	1ST PITCH	TIME	ATT.	HOME ATT.	R	H	E	LO	R	H	E	LO	
75	6/28	IOWA																				
76	6/29	IOWA																				
77	6/30	IOWA																				
JUNE Hitting Results: TBD// JUNE Pitching Results: TBD																						
GM #	JULY	OPPONENT	SCORE	RECORD	STANDINGS	WIN	LOSS	SAVE	TEMP.	1ST PITCH	TIME	ATT.	HOME ATT.	R	H	E	LO	R	H	E	LO	
78	7/1	IOWA																				
79	7/2	IOWA																				
80	7/3	IOWA																				
81	7/4	@ Gwinnett																				
82	7/5	@ Gwinnett																				
83	7/6	@ Gwinnett																				
84	7/7	@ Gwinnett																				
85	7/8	@ Gwinnett																				
86	7/9	@ Gwinnett																				
87	7/14	INDIANAPOLIS																				
88	7/15	INDIANAPOLIS																				
89	7/16	INDIANAPOLIS																				
90	7/18	ST. PAUL																				
91	7/19	ST. PAUL																				
92	7/20	ST. PAUL																				
93	7/21	ST. PAUL																				
94	7/22	ST. PAUL																				
95	7/23	ST. PAUL																				
96	7/25	@ Columbus																				
97	7/26	@ Columbus																				
98	7/27	@ Columbus																				
99	7/28	@ Columbus																				
100	7/29	@ Columbus																				
102	7/30	@ Columbus																				
JULY Hitting Results: TBD // JULY Pitching Results: TBD																						
GM #	AUGUST	OPPONENT	SCORE	RECORD	STANDINGS	WIN	LOSS	SAVE	TEMP.	1ST PITCH	TIME	ATT.	HOME ATT.	R	H	E	LO	R	H	E	LO	
101	8/1	@ Louisville																				
102	8/2	@ Louisville																				
103	8/3	@ Louisville																				
104	8/4	@ Louisville																				
105	8/5	@ Louisville																				
106	8/6	@ Louisville																				
107	8/8	IOWA																				
108	8/9	IOWA																				
109	8/10	IOWA																				
110	8/11	IOWA																				
111	8/12	IOWA																				
112	8/13	IOWA																				
113	8/15	@ Toledo																				
114	8/16	@ Toledo																				
115	8/17	@ Toledo																				
116	8/18	@ Toledo																				
117	8/19	@ Toledo																				
118	8/20	@ Toledo																				
119	8/22	ST. PAUL																				
120	8/23	ST. PAUL																				
121	8/24	ST. PAUL																				
122	8/25	ST. PAUL																				
123	8/26	ST. PAUL																				
124	8/27	ST. PAUL																				
125	8/29	LOUISVILLE																				
126	8/30	LOUISVILLE																				
127	8/31	LOUISVILLE																				
AUGUST Hitting Results: TBD // AUGUST Pitching Results: TBD																						
GM #	SEPTEMBER	OPPONENT	SCORE	RECORD	STANDINGS	WIN	LOSS	SAVE	TEMP.	1ST PITCH	TIME	ATT.	HOME ATT.	R	H	E	LO	R	H	E	LO	
128	9/1	LOUISVILLE																				
129	9/2	LOUISVILLE																				
130	9/3	LOUISVILLE																				
131	9/5	@ Iowa																				
132	9/6	@ Iowa																				
133	9/7	@ Iowa																				
134	9/8	@ Iowa																				
135	9/9	@ Iowa																				
136	9/10	@ Iowa																				
137	9/12	INDIANAPOLIS																				
138	9/13	INDIANAPOLIS																				
139	9/14	INDIANAPOLIS																				
140	9/15	INDIANAPOLIS																				
141	9/16	INDIANAPOLIS																				
142	9/17	INDIANAPOLIS																				
143	9/19	@ Columbus																				
144	9/20	@ Columbus																				
145	9/21	@ Columbus																				
146	9/22	@ Columbus																				
147	9/23	@ Columbus																				
148	9/24	@ Columbus																				
SEPTEMBER Hitting Results: TBD // SEPTEMBER Pitching Results: TBD																						
2ND HALF Hitting Results: TBD // 2ND HALF Pitching Results: TBD																						

LF

Tucker Bradley, 21 (10-11)
Dairon Blanco, 7 (4-3)
Brewer Hicklen, 5 (1-4)
Samad Taylor, 4 (2-2)
Nick Pratto, 3 (1-2)
Franmil Reyes, 1 (1-0)
Tyler Gentry, 1 (0-1)

CF

Dairon Blanco, 18 (9-9)
Drew Waters, 10 (6-4)
Samad Taylor, 10 (2-8)
Nate Eaton, 4 (2-2)
Brewer Hicklen, 1 (0-1)

RF

Tyler Gentry, 35 (15-20)
CJ Alexander, 4 (1-3)
Dairon Blanco, 3 (3-0)
Nate Eaton, 1 (0-1)

SS

Angelo Castellano, 25 (8-17)
Maikel Garcia, 14 (8-6)
Clay Dungan, 3 (2-1)
Nicky Lopez, 1 (1-0)

2B

Samad Taylor, 27 (14-13)
Nick Loftin, 7 (1-6)
Angelo Castellano, 4 (2-2)
Clay Dungan, 4 (2-2)
Nicky Lopez, 1 (0-1)

SP

Jonathan Heasley, 9 (5-4)
Mike Mayers, 8 (3-5)
Drew Parrish, 8 (3-5)
Austin Cox, 6 (4-2)
Max Castillo, 5 (0-5)
Daniel Lynch, 3 (2-1)
Daniel Mengden, 2 (2-0)
Jackson Kowar, 1 (0-1)
Marcelo Martinez, 1 (0-1)

3B

Nick Loftin, 28 (15-13)
Maikel Garcia, 10 (2-8)
Angelo Castellano, 2 (1-1)
Clay Dungan, 1 (1-0)
Nate Eaton, 1 (0-1)
Nicky Lopez, 1 (0-1)

1B

CJ Alexander, 18 (8-10)
Nick Pratto, 15 (6-9)
Logan Porter, 10 (5-5)

DH

CJ Alexander, 8 (5-3)
Brewer Hicklen, 8 (5-3)
Tyler Gentry, 4 (2-2)
Dairon Blanco, 4 (2-2)
Logan Porter, 4 (1-3)
Jakson Reetz, 3 (1-2)
Franmil Reyes, 3 (1-2)
Nick Loftin, 3 (0-3)
Tucker Bradley, 2 (2-0)
Freddy Fermin, 2 (0-2)
Johan Camargo, 1 (0-1)
Samad Taylor, 1 (0-1)

C

Logan Porter, 17 (6-11)
Jakson Reetz, 14 (7-7)
Freddy Fermin, 12 (6-6)

1	2	3	4	5	6	7	8	9
Samad Taylor, 32 (12-20) Drew Waters, 10 (6-4) Dairon Blanco, 1 (1-0)	Maikel Garcia, 24 (10-14) Samad Taylor, 7 (5-2) Nick Loftin, 6 (3-3) Nicky Lopez, 3 (1-2) Nate Eaton, 2 (0-2) CJ Alexander, 1 (0-1)	Tyler Gentry, 33 (13-20) Nick Pratto, 4 (3-1) Samad Taylor, 3 (1-2) Nick Loftin, 2 (1-1) Nate Eaton, 1 (0-1)	Nick Pratto, 14 (5-9) Logan Porter, 12 (4-8) Tyler Gentry, 7 (4-3) CJ Alexander, 4 (3-1) Franmil Reyes, 4 (2-2) Freddy Fermin, 1 (1-0) Nick Loftin, 1 (0-1)	Nick Loftin, 25 (9-16) CJ Alexander, 6 (5-1) Logan Porter, 4 (2-2) Jakson Reetz, 2 (2-0) Brewer Hicklen, 2 (1-1) Johan Camargo, 1 (0-1) Nate Eaton, 1 (0-1) Freddy Fermin, 1 (0-1) Nick Pratto, 1 (0-1)	CJ Alexander, 14 (5-9) Logan Porter, 10 (3-7) Jakson Reetz, 7 (2-5) Brewer Hicklen, 4 (3-1) Nick Loftin, 4 (2-2) Freddy Fermin, 2 (2-0) Tucker Bradley, 1 (1-0) Nate Eaton, 1 (1-0)	Dairon Blanco, 14 (8-6) Freddy Fermin, 10 (3-7) Jakson Reetz, 6 (3-3) Brewer Hicklen, 5 (0-5) Logan Porter, 4 (2-2) CJ Alexander, 2 (1-1) Tucker Bradley, 1 (1-0) Nate Eaton, 1 (1-0)	Dairon Blanco, 16 (8-8) Tucker Bradley, 11 (5-6) Clay Dungan, 5 (3-2) Brewer Hicklen, 4 (2-2) CJ Alexander, 3 (0-3) Jakson Reetz, 2 (1-1) Angelo Castellano, 2 (0-2)	Angelo Castellano, 29 (11-18) Tucker Bradley, 9 (4-5) Clay Dungan, 3 (2-1) Dairon Blanco, 2 (2-0)

PLAYER	GS	POSITION										BATTING ORDER								
		C	1B	2B	3B	SS	LF	CF	RF	OF	DH	1ST	2ND	3RD	4TH	5TH	6TH	7TH	8TH	9TH
Samad Taylor	42			27			4	10		14	1	32	7	3						
Tyler Gentry	40					1			35	36	4			33	7					
Nick Loftin	38			7	28						3		6	2	1	25	4			
Dairon Blanco	32						7	18	3	28	4	1						14	15	2
Logan Porter	31	17	10								4				13	4	10	4		
Angelo Castellano	31			4	2	25													2	29
CJ Alexander	30		18						4	4	8		1		4	6	14	2	3	
Maikel Garcia	24				10	14							24							
Tucker Bradley	23					21				21	2						1	1	12	9
Nick Pratto	18		15			3				3			4	13	1					
Jakson Reetz	17	14									3					2	7	6	2	
Brewer Hicklen	15					6	1			7	8					2	4	5	4	
Freddy Fermin	14	12									2				1	1	2	10		
Drew Waters	10						10			10		10								
Clay Dungan	8			4	1	3													5	3
Nate Eaton	6				1			4	1	5			2	1		1	1	1		
Franmil Reyes	4					1				1	3				4					
Nicky Lopez	3			1	1	1							3							
Johan Camargo	1										1					1				

OF LINEUP COMBOS

43 Games
42 Unique Lineup Combinations Used

MOST USED LINEUP (2x)

PLAYER	Pos.
1. Samad Taylor	2B
2. Maikel Garcia	SS
3. Nick Pratto	1B
4. Tyler Gentry	RF
5. Nick Loftin	3B
6. CJ Alexander	DH
7. Freddy Fermin	C
8. Dairon Blanco	CF
9. Tucker Bradley	LF

STORM CHASERS POSITION PRODUCTION

	AVG	AB	H	TB	2B	3B	HR	RBI	BB	SO	OBP	SLG	OPS	SAC	SF	HBP	GIDP
C	.280	157	44	84	13	0	9	27	20	45	.369	.535	.904	0	0	2	5
1B	.202	168	34	75	7	2	10	23	15	52	.266	.446	.712	0	4	1	4
2B	.243	169	41	61	7	2	3	25	19	36	.325	.361	.686	0	3	3	2
3B	.298	168	50	81	10	0	7	32	21	23	.375	.482	.857	0	2	1	8
SS	.250	152	38	63	10	0	5	30	21	38	.337	.414	.751	0	2	0	0
LF	.214	140	30	51	7	1	4	19	29	42	.369	.364	.733	0	1	6	4
CF	.307	163	50	83	12	3	5	16	22	40	.400	.509	.909	1	1	4	8
RF	.238	168	40	62	11	1	3	21	22	41	.338	.369	.707	0	3	5	3
DH	.285	158	45	80	11	0	8	28	21	49	.376	.506	.882	1	0	2	2

STORM CHASERS BATTING ORDER PRODUCTION

	AVG	AB	H	TB	2B	3B	HR	RBI	BB	SO	OBP	SLG	OPS	SAC	SF	HBP	GIDP
1st	.302	179	54	88	11	4	5	27	22	39	.376	.492	.868	0	3	1	5
2nd	.244	172	42	64	13	0	3	29	26	41	.347	.372	.719	0	2	2	3
3rd	.246	167	41	63	9	2	3	24	25	42	.361	.377	.738	0	3	7	4
4th	.234	167	39	76	8	1	9	23	20	48	.311	.455	.766	0	5	1	7
5th	.264	174	46	82	9	0	9	28	11	42	.314	.471	.785	0	1	2	7
6th	.280	164	46	97	15	0	12	27	14	42	.341	.591	.932	0	0	1	3
7th	.218	147	32	54	8	1	4	22	22	40	.335	.367	.702	1	0	4	3
8th	.273	132	36	54	9	0	3	16	32	40	.433	.409	.842	1	1	6	2
9th	.250	148	37	64	7	1	6	27	18	36	.329	.432	.761	0	1	0	2

OUTFIELD ASSIST LOG

#	OUTFIELDER	Pos.	GAME	INNING	BASE	PITCHER	BATTER	RUNNER OUT	PLAY
1.	Tucker Bradley	LF	4/4 vs. Toledo	▲ 6	3rd	Brooks Kriske	Akil Baddoo	Akil Baddoo	Baddoo 3-RBI double, out at 3rd (7-6-5)
2.	Tyler Gentry	RF	4/14 @ Iowa	▼ 5	Home	Andrés Núñez	Matt Mervis	Christopher Morel	Mervis double, Morel out at home (9-4-2)
3.	Dairon Blanco	CF	4/19 vs. Gwinnett	▲ 3	2nd	Jonathan Heasley	Hendrik Clementina	Hendrik Clementina	Clementina RBI single, out at 2nd (8-4)
4.	Samad Taylor	CF	4/26 @ Nashville	▼ 5	2nd	Max Castillo	Andruw Monasterio	Andruw Monasterio	Monasterio single, out at 2nd (8-5-3-5)
5.	Nate Eaton	CF	4/27 @ Nashville	▼ 1	Home	Austin Cox	Keston Hiura	Andruw Monasterio	Hiura single, Monasterio out at home (8-2)
6.	Dairon Blanco	LF	4/28 @ Nashville	▼ 8	2nd	Jackson Kowar	Keston Hiura	Keston Hiura	Hiura 2-RBI single, out at 2nd (7-2-4)
7.	Brewer Hicklen	LF	5/2 vs. Louisville	▲ 5	2nd	Max Castillo	Matt McLain	Matt McLain	McLain 2-RBI single, out at 2nd (7-5-4-3-5)
8.	Dairon Blanco	CF	5/5 vs. Louisville	▲ 4	Home	Mike Mayers	Nick Martini	Will Benson	Martini flies out to CF, Benson out at home (8-2)
9.	Franmil Reyes	RF	5/6 vs. Louisville	▲ 6	2nd	Collin Snider	Matt McLain	Matt McLain	McLain RBI double, out at 2nd (7-6-4-5)
10.	Tyler Gentry	RF	5/11 @ Scranton/WB	▼ 9	Home	Nick Wittgren	Billy McKinney	Michael Hermosillo	McKinney RBI single, Hermosillo out at home (9-5-2)
11.	Drew Waters	CF	5/20 vs. Toledo	▲ 6	3rd	Walter Pennington	Parker Meadows	Jermaine Palacios	Meadows sacrifice fly DP, Palacios out at 3rd (8-6)

OUTFIELD ASSISTS (11)

DAIRON BLANCO (3)	LF	1
	CF	2
TUCKER BRADLEY (1)	LF	1
NATE EATON (1)	CF	1
TYLER GENTRY (2)	RF	2
BREWER HICKLEN (1)	LF	1
FRANMIL REYES (1)	LF	1
SAMAD TAYLOR (1)	CF	1
DREW WATERS (1)	CF	1

DATE	OPPONENT	RESULT	SP	C	1B	2B	3B	SS	LF	CF	RF	DH
3/31	@ Indianapolis	W, 8-6	Mike Mayers	Freddy Fermin	Nick Pratto	Samad Taylor	Nick Loftin	Maikel Garcia	Tucker Bradley	Dairon Blanco	Tyler Gentry	CJ Alexander
4/1	@ Indianapolis	W, 12-1	Austin Cox	Logan Porter	Nick Pratto	Angelo Castellano	Nick Loftin	Maikel Garcia	Dairon Blanco	Samad Taylor	Tyler Gentry	Jackson Reetz
4/2	@ Indianapolis	W, 8-3	Jonathan Heasley	Freddy Fermin	Nick Pratto	Samad Taylor	Nick Loftin	Maikel Garcia	Tucker Bradley	Dairon Blanco	Tyler Gentry	CJ Alexander
4/4	TOLEDO	L, 9-2	Max Castillo	Freddy Fermin	Nick Pratto	Samad Taylor	Nick Loftin	Maikel Garcia	Tucker Bradley	Dairon Blanco	Tyler Gentry	CJ Alexander
4/5	TOLEDO	L, 7-6	Mike Mayers	Jakson Reetz	Logan Porter	Angelo Castellano	Nick Loftin	Maikel Garcia	Dairon Blanco	Samad Taylor	Tyler Gentry	Freddy Fermin
4/6	TOLEDO	L, 6-5	Jackson Kowar	Freddy Fermin	CJ Alexander	Samad Taylor	Nick Loftin	Maikel Garcia	Tucker Bradley	Dairon Blanco	Tyler Gentry	Logan Porter
4/7	TOLEDO	W, 9-4	Jonathan Heasley	Freddy Fermin	Logan Porter	Samad Taylor	Angelo Castellano	Maikel Garcia	Tucker Bradley	Dairon Blanco	CJ Alexander	Tyler Gentry
4/8	TOLEDO	W, 13-8	Drew Parrish	Freddy Fermin	Nick Pratto	Samad Taylor	Maikel Garcia	Angelo Castellano	Tucker Bradley	Dairon Blanco	Tyler Gentry	CJ Alexander
4/9	TOLEDO	L, 8-2	Max Castillo	Logan Porter	Nick Pratto	Samad Taylor	Angelo Castellano	Maikel Garcia	Tyler Gentry	Dairon Blanco	CJ Alexander	Jackson Reetz
4/11	@ Iowa	L, 9-6	Mike Mayers	Freddy Fermin	Nick Pratto	Samad Taylor	Nick Loftin	Maikel Garcia	Tucker Bradley	Dairon Blanco	Tyler Gentry	Logan Porter
4/12	@ Iowa	W, 10-6	Austin Cox	Logan Porter	Nick Pratto	Samad Taylor	Nick Loftin	Maikel Garcia	Tucker Bradley	Dairon Blanco	CJ Alexander	CJ Alexander
4/13	@ Iowa	L, 14-1	Jonathan Heasley	Freddy Fermin	Nick Pratto	Angelo Castellano	Nick Loftin	Maikel Garcia	Tucker Bradley	Samad Taylor	CJ Alexander	Tyler Gentry
4/14	@ Iowa	W, 11-8	Drew Parrish	Freddy Fermin	CJ Alexander	Angelo Castellano	Nick Loftin	Maikel Garcia	Dairon Blanco	Samad Taylor	Tyler Gentry	Logan Porter
4/15	@ Iowa	Postponed										
4/16-17	@ Iowa	Cancelled/snow										
4/16-17	@ Iowa	Cancelled/snow										
4/18	WINNETT	L, 4-1	Mike Mayers	Freddy Fermin	Logan Porter	Nick Loftin	Maikel Garcia	Angelo Castellano	Nick Pratto	Samad Taylor	CJ Alexander	Tyler Gentry
4/19	WINNETT	L, 6-2	Jonathan Heasley	Logan Porter	Nick Pratto	Samad Taylor	Nick Loftin	Angelo Castellano	Tucker Bradley	Dairon Blanco	Tyler Gentry	Jackson Reetz
4/20	WINNETT	L, 9-3	Max Castillo	Freddy Fermin	Nick Pratto	Nick Loftin	Maikel Garcia	Angelo Castellano	Dairon Blanco	Samad Taylor	Tyler Gentry	Logan Porter
4/21	WINNETT	L, 7-3	Austin Cox	Jakson Reetz	Nick Loftin	Nick Loftin	Maikel Garcia	Angelo Castellano	Tucker Bradley	Samad Taylor	Tyler Gentry	CJ Alexander
4/22	WINNETT	L, 5-2	Drew Parrish	Logan Porter	CJ Alexander	Samad Taylor	Maikel Garcia	Angelo Castellano	Nick Pratto	Dairon Blanco	Tyler Gentry	Nick Loftin
4/23	WINNETT	W, 5-3	Mike Mayers	Jakson Reetz	Nick Pratto	Nick Loftin	Maikel Garcia	Angelo Castellano	Tucker Bradley	Dairon Blanco	Tyler Gentry	CJ Alexander
4/25	@ Nashville	L, 8-3	Jonathan Heasley	Logan Porter	Nick Pratto	Nick Loftin	Maikel Garcia	Angelo Castellano	Tucker Bradley	Samad Taylor	Tyler Gentry	Dairon Blanco
4/26	@ Nashville	L, 5-0	Max Castillo	Logan Porter	Nick Pratto	Nick Loftin	Maikel Garcia	Angelo Castellano	Brewer Hicklen	Samad Taylor	Tyler Gentry	CJ Alexander
4/27	@ Nashville	W, 2-1	Austin Cox	Jakson Reetz	CJ Alexander	Samad Taylor	Nick Loftin	Maikel Garcia	Nick Pratto	Nate Eaton	Dairon Blanco	Tyler Gentry
4/28	@ Nashville	L, 4-3	Drew Parrish	Logan Porter	CJ Alexander	Samad Taylor	Maikel Garcia	Angelo Castellano	Dairon Blanco	Nate Eaton	Tyler Gentry	Brewer Hicklen
4/29	@ Nashville	L, 6-5 (10)	Mike Mayers	Jakson Reetz	CJ Alexander	Nick Loftin	Maikel Garcia	Angelo Castellano	Tucker Bradley	Samad Taylor	Nate Eaton	Freddy Fermin
4/30	@ Nashville	W, 10-6	Jonathan Heasley	Freddy Fermin	Logan Porter	Samad Taylor	Nick Loftin	Maikel Garcia	Tucker Bradley	Nate Eaton	Tyler Gentry	Brewer Hicklen
5/2	LOUISVILLE	L, 10-4	Max Castillo	Jakson Reetz	Logan Porter	Samad Taylor	Nick Loftin	Angelo Castellano	Brewer Hicklen	Dairon Blanco	Tyler Gentry	Nick Loftin
5/3	LOUISVILLE	L, 7-4	Marcelo Martinez	Logan Porter	CJ Alexander	Samad Taylor	Nick Loftin	Angelo Castellano	Tucker Bradley	Nate Eaton	Tyler Gentry	Brewer Hicklen
5/4	LOUISVILLE	L, 12-10	Drew Parrish	Logan Porter	CJ Alexander	Samad Taylor	Nick Loftin	Angelo Castellano	Tucker Bradley	Brewer Hicklen	Tyler Gentry	Frannil Reyes
5/5	LOUISVILLE	W, 9-3	Mike Mayers	Jakson Reetz	Logan Porter	Samad Taylor	Clay Dungan	Angelo Castellano	Brewer Hicklen	Dairon Blanco	Tyler Gentry	Frannil Reyes
5/6	LOUISVILLE	W, 11-9	Daniel Mengden	Logan Porter	CJ Alexander	Samad Taylor	Nick Loftin	Angelo Castellano	Frannil Reyes	Dairon Blanco	Tyler Gentry	Tucker Bradley
5/7	LOUISVILLE	L, 4-3	Daniel Lynch	Jakson Reetz	Logan Porter	Samad Taylor	Nick Loftin	Angelo Castellano	Brewer Hicklen	Dairon Blanco	Tyler Gentry	Frannil Reyes
5/9	@ Scranton/WB	L, 14-2	Drew Parrish	Logan Porter	CJ Alexander	Samad Taylor	Clay Dungan	Angelo Castellano	Tucker Bradley	Drew Waters	Tyler Gentry	Brewer Hicklen
5/10	@ Scranton/WB	L, 4-3	Mike Mayers	Jakson Reetz	Logan Porter	Clay Dungan	Nick Loftin	Angelo Castellano	Brewer Hicklen	Dairon Blanco	Tyler Gentry	Samad Taylor
5/11	@ Scranton/WB	W, 4-3 (11)	Jonathan Heasley	Logan Porter	CJ Alexander	Samad Taylor	Nick Loftin	Angelo Castellano	Tucker Bradley	Dairon Blanco	Tyler Gentry	Brewer Hicklen
5/12	@ Scranton/WB	W, 5-2	Daniel Lynch	Jakson Reetz	CJ Alexander	Samad Taylor	Clay Dungan	Angelo Castellano	Dairon Blanco	Drew Waters	Tyler Gentry	Tucker Bradley
5/13	@ Scranton/WB	L, 8-6	Austin Cox	Logan Porter	CJ Alexander	Samad Taylor	Nick Loftin	Angelo Castellano	Brewer Hicklen	Drew Waters	Tyler Gentry	Dairon Blanco
5/14	@ Scranton/WB	L, 10-0	Drew Parrish	Jakson Reetz	CJ Alexander	Samad Taylor	Nick Loftin	Angelo Castellano	Tucker Bradley	Dairon Blanco	Tyler Gentry	Brewer Hicklen
5/16	TOLEDO	L, 9-2	Jonathan Heasley	Logan Porter	CJ Alexander	Samad Taylor	Nick Loftin	Angelo Castellano	Samad Taylor	Drew Waters	Tyler Gentry	Johan Camargo
5/17	TOLEDO	W, 16-8	Daniel Lynch	Logan Reetz	Logan Porter	Clay Dungan	Nick Loftin	Angelo Castellano	Samad Taylor	Drew Waters	Tyler Gentry	Tucker Bradley
5/18	TOLEDO	W, 9-0	Austin Cox	Logan Porter	CJ Alexander	Samad Taylor	Nick Loftin	Nicky Lopez	Tucker Bradley	Drew Waters	Tyler Gentry	Brewer Hicklen
5/19	TOLEDO	L, 4-1	Daniel Mengden	Logan Porter	CJ Alexander	Clay Dungan	Nick Loftin	Angelo Castellano	Samad Taylor	Drew Waters	Tyler Gentry	Dairon Blanco
5/21	TOLEDO	L, 7-0	Drew Parrish	Jakson Reetz	CJ Alexander	Samad Taylor	Nick Loftin	Angelo Castellano	Samad Taylor	Drew Waters	Tyler Gentry	Nick Loftin
5/22	TOLEDO	W, 8-4	Jonathan Heasley	Jakson Reetz	Logan Porter	Samad Taylor	Nick Loftin	Angelo Castellano	Tucker Bradley	Drew Waters	Tyler Gentry	Brewer Hicklen
5/23	@ St. Paul											
5/24	@ St. Paul											
5/25	@ St. Paul											
5/26	@ St. Paul											
5/27	@ St. Paul											
5/28	@ St. Paul											
5/30	MEMPHIS											
5/31	MEMPHIS											
6/1	MEMPHIS											
6/2	MEMPHIS											
6/3	MEMPHIS											
6/4	MEMPHIS											
6/6	@ Indianapolis											
6/7	@ Indianapolis											
6/8	@ Indianapolis											
6/9	@ Indianapolis											
6/10	@ Indianapolis											
6/11	@ Indianapolis											
6/13	COLUMBUS											
6/14	COLUMBUS											
6/15	COLUMBUS											
6/16	COLUMBUS											
6/17	COLUMBUS											
6/18	COLUMBUS											
6/20	@ Rochester											
6/21	@ Rochester											
6/22	@ Rochester											
6/23	@ Rochester											
6/24	@ Rochester											
6/25	@ Rochester											
6/28	IOWA											
6/29	IOWA											
6/30	IOWA											
7/1	IOWA											
7/2	IOWA											
7/3	IOWA											
7/4	@ Gwinnett											
7/5	@ Gwinnett											
7/6	@ Gwinnett											
7/7	@ Gwinnett											
7/8	@ Gwinnett											
7/9	@ Gwinnett											
7/14	INDIANAPOLIS											
7/15	INDIANAPOLIS											
7/16	INDIANAPOLIS											
7/18	ST. PAUL											
7/19	ST. PAUL											
7/20	ST. PAUL											
7/21	ST. PAUL											
7/22	ST. PAUL											
7/23	ST. PAUL											
7/25	@ Columbus											
7/26	@ Columbus											
7/27	@ Columbus											
7/28	@ Columbus											
7/29	@ Columbus											
7/30	@ Columbus											
8/1	@ Louisville											
8/2	@ Louisville											
8/3	@ Louisville											
8/4	@ Louisville											
8/5	@ Louisville											
8/6	@ Louisville											
8/8	IOWA											
8/9	IOWA											
8/10	IOWA											
8/11	IOWA											
8/12	IOWA											
8/13	IOWA											
8/15	@ Toledo											
8/16	@ Toledo											
8/17	@ Toledo											
8/18	@ Toledo											
8/19	@ Toledo											
8/20	@ Toledo											
8/22	ST. PAUL											
8/23	ST. PAUL											
8/24	ST. PAUL											
8/25	ST. PAUL											
8/26	ST. PAUL											
8/27	ST. PAUL											
8/29	LOUISVILLE											
8/30	LOUISVILLE											
8/31	LOUISVILLE											
9/1	LOUISVILLE											
9/2	LOUISVILLE											
9/3	LOUISVILLE											
9/5	@ Iowa											
9/6	@ Iowa											
9/7	@ Iowa											
9/8	@ Iowa											
9/9	@ Iowa											
9/10	@ Iowa											
9/12	INDIANAPOLIS											
9/13	INDIANAPOLIS											
9/14	INDIANAPOLIS											
9/15	INDIANAPOLIS											
9/16	INDIANAPOLIS											
9/17	INDIANAPOLIS											
9/18	@ Columbus											
9/20	@ Columbus											
9/21	@ Columbus											
9/22	@ Columbus											
9/23	@ Columbus											
9/24	@ Columbus											

DATE	OPPONENT	RESULT	1	2	3	4	5	6	7	8	9
3/31	@ Indianapolis	W, 8-6	Samad Taylor	Maikel Garcia	Nick Pratto	Tyler Gentry	CJ Alexander	Nick Loftin	Freddy Fermin	Dairon Blanco	Tucker Bradley
4/1	@ Indianapolis	W, 12-1	Samad Taylor	Maikel Garcia	Nick Pratto	Tyler Gentry	Nick Loftin	CJ Alexander	Jakson Reetz	Dairon Blanco	Angelo Castellano
4/2	@ Indianapolis	W, 8-3	Samad Taylor	Maikel Garcia	Nick Pratto	Tyler Gentry	Nick Loftin	CJ Alexander	Freddy Fermin	Dairon Blanco	Tucker Bradley
4/4	TOLEDO	L, 9-2	Samad Taylor	Maikel Garcia	Nick Pratto	Tyler Gentry	Nick Loftin	CJ Alexander	Freddy Fermin	Dairon Blanco	Angelo Castellano
4/5	TOLEDO	L, 6-5	Samad Taylor	Maikel Garcia	Tyler Gentry	Logan Porter	Nick Loftin	CJ Alexander	Freddy Fermin	Dairon Blanco	Tucker Bradley
4/7	TOLEDO	W, 9-4	Samad Taylor	Maikel Garcia	Tyler Gentry	Logan Porter	CJ Alexander	Freddy Fermin	Dairon Blanco	Tucker Bradley	Angelo Castellano
4/8	TOLEDO	W, 13-8	Samad Taylor	Maikel Garcia	Tyler Gentry	Nick Pratto	CJ Alexander	Freddy Fermin	Dairon Blanco	Tucker Bradley	Angelo Castellano
4/9	@ Iowa	L, 9-2	Samad Taylor	Maikel Garcia	Tyler Gentry	CJ Alexander	Nick Pratto	Logan Porter	Dairon Blanco	Jakson Reetz	Angelo Castellano
4/11	@ Iowa	L, 9-6	Samad Taylor	Maikel Garcia	Tyler Gentry	Nick Pratto	Nick Loftin	Logan Porter	Freddy Fermin	Dairon Blanco	Tucker Bradley
4/12	@ Iowa	W, 10-6	Samad Taylor	Maikel Garcia	Tyler Gentry	Nick Pratto	Nick Loftin	CJ Alexander	Logan Porter	Dairon Blanco	Tucker Bradley
4/13	@ Iowa	L, 14-1	Samad Taylor	Maikel Garcia	Tyler Gentry	Nick Pratto	Nick Loftin	CJ Alexander	Freddy Fermin	Angelo Castellano	Tucker Bradley
4/14	@ Iowa	W, 11-8	Samad Taylor	Maikel Garcia	Tyler Gentry	Logan Porter	Nick Loftin	CJ Alexander	Freddy Fermin	Dairon Blanco	Angelo Castellano
4/15	@ Iowa	PPH/RAIN									
4/16 G1	@ Iowa	Cancelled snow									
4/16 G2	@ Iowa	Cancelled snow									
4/18	@ GWINNETT	L, 4-1	Samad Taylor	Maikel Garcia	Tyler Gentry	Nick Pratto	Nick Loftin	Logan Porter	Freddy Fermin	CJ Alexander	Angelo Castellano
4/19	@ GWINNETT	L, 6-2	Samad Taylor	Nick Loftin	Tyler Gentry	Nick Pratto	Logan Porter	Jakson Reetz	Dairon Blanco	Angelo Castellano	Tucker Bradley
4/20	@ GWINNETT	L, 9-3	Samad Taylor	Maikel Garcia	Tyler Gentry	Nick Pratto	Nick Loftin	Logan Porter	Freddy Fermin	Dairon Blanco	Angelo Castellano
4/21	@ GWINNETT	L, 7-3	Samad Taylor	Maikel Garcia	Tyler Gentry	Nick Pratto	Nick Loftin	CJ Alexander	Jakson Reetz	Tucker Bradley	Angelo Castellano
4/22	@ GWINNETT	L, 5-2	Samad Taylor	Maikel Garcia	Tyler Gentry	Nick Pratto	Nick Loftin	CJ Alexander	Logan Porter	Dairon Blanco	Angelo Castellano
4/23	@ GWINNETT	W, 5-3	Dairon Blanco	Maikel Garcia	Tyler Gentry	Nick Pratto	Nick Loftin	CJ Alexander	Jakson Reetz	Tucker Bradley	Angelo Castellano
4/25	@ Nashville	L, 8-3	Samad Taylor	Maikel Garcia	Tyler Gentry	Nick Pratto	Nick Loftin	Logan Porter	Dairon Blanco	Tucker Bradley	Angelo Castellano
4/26	@ Nashville	L, 4-3	Samad Taylor	Maikel Garcia	Tyler Gentry	Nick Pratto	Nick Loftin	Logan Porter	CJ Alexander	Brewer Hicklen	Angelo Castellano
4/27	@ Nashville	W, 2-1	Samad Taylor	Maikel Garcia	Tyler Gentry	Nick Pratto	Nick Loftin	Nate Eaton	Nate Eaton	Jakson Reetz	Dairon Blanco
4/28	@ Nashville	L, 4-3	Samad Taylor	Maikel Garcia	Tyler Gentry	Logan Porter	Nate Eaton	Brewer Hicklen	Dairon Blanco	CJ Alexander	Angelo Castellano
4/29	@ Nashville	L, 6-5 (10)	Samad Taylor	Maikel Garcia	Nate Eaton	Nick Loftin	Freddy Fermin	CJ Alexander	Jakson Reetz	Tucker Bradley	Angelo Castellano
4/30	@ Nashville	W, 10-6	Samad Taylor	Maikel Garcia	Tyler Gentry	Freddy Fermin	Nick Loftin	Logan Porter	Nate Eaton	Brewer Hicklen	Dairon Blanco
5/1	LOUISVILLE	L, 10-4	Samad Taylor	Nate Eaton	Tyler Gentry	Logan Porter	Nick Loftin	Jakson Reetz	Brewer Hicklen	Dairon Blanco	Angelo Castellano
5/2	LOUISVILLE	L, 7-4	Samad Taylor	Nate Eaton	Tyler Gentry	Logan Porter	Nick Loftin	CJ Alexander	Brewer Hicklen	Tucker Bradley	Angelo Castellano
5/4	LOUISVILLE	L, 12-10	Samad Taylor	CJ Alexander	Tyler Gentry	Frankmil Reyes	Nick Loftin	Logan Porter	Brewer Hicklen	Tucker Bradley	Angelo Castellano
5/5	LOUISVILLE	W, 6-2	Samad Taylor	Nick Loftin	Tyler Gentry	Logan Porter	Logan Porter	Brewer Hicklen	Jakson Reetz	Dairon Blanco	Clay Dungan
5/6	LOUISVILLE	W, 11-9	Samad Taylor	Nick Loftin	Tyler Gentry	Logan Porter	CJ Alexander	Dairon Blanco	Tucker Bradley	Angelo Castellano	Angelo Castellano
5/7	LOUISVILLE	L, 4-3	Samad Taylor	Nick Loftin	Tyler Gentry	Logan Porter	Jakson Reetz	Dairon Blanco	Brewer Hicklen	Tucker Bradley	Angelo Castellano
5/9	@ Scranton/WB	L, 14-2	Drew Waters	Samad Taylor	Tyler Gentry	Logan Porter	Nick Loftin	CJ Alexander	Brewer Hicklen	Tucker Bradley	Clay Dungan
5/10	@ Scranton/WB	L, 4-3	Samad Taylor	Nick Loftin	Tyler Gentry	Logan Porter	Brewer Hicklen	Jakson Reetz	Dairon Blanco	Clay Dungan	Angelo Castellano
5/11	@ Scranton/WB	W, 4-3 (11)	Drew Waters	Samad Taylor	Nick Loftin	Logan Porter	CJ Alexander	Brewer Hicklen	Dairon Blanco	Tucker Bradley	Angelo Castellano
5/12	@ Scranton/WB	W, 3-2	Drew Waters	Samad Taylor	Tyler Gentry	CJ Alexander	Jakson Reetz	Tucker Bradley	Dairon Blanco	Clay Dungan	Angelo Castellano
5/13	@ Scranton/WB	L, 8-6	Drew Waters	Samad Taylor	Tyler Gentry	Logan Porter	Nick Loftin	CJ Alexander	Brewer Hicklen	Dairon Blanco	Angelo Castellano
5/14	@ Scranton/WB	W, 6-3	Samad Taylor	Nick Loftin	Tyler Gentry	CJ Alexander	Jakson Reetz	Brewer Hicklen	Tucker Bradley	Dairon Blanco	Clay Dungan
5/16	Drew Waters	L, 9-2	Drew Waters	Nicky Lopez	Samad Taylor	Samad Taylor	Johan Camargo	Nick Loftin	Jakson Reetz	Dairon Blanco	Angelo Castellano
5/17	TOLEDO	W, 16-8	Drew Waters	Samad Taylor	Tyler Gentry	Logan Porter	Nick Loftin	Jakson Reetz	Dairon Blanco	Clay Dungan	Angelo Castellano
5/18	TOLEDO	W, 9-0	Drew Waters	Nicky Lopez	Samad Taylor	Tyler Gentry	CJ Alexander	Nick Loftin	Logan Porter	Brewer Hicklen	Tucker Bradley
5/19	TOLEDO	W, 9-1	Drew Waters	Samad Taylor	Tyler Gentry	CJ Alexander	Nick Loftin	Logan Porter	Dairon Blanco	Clay Dungan	Angelo Castellano
5/20	TOLEDO	L, 4-1	Drew Waters	Nicky Lopez	Samad Taylor	Tyler Gentry	CJ Alexander	Nick Loftin	Jakson Reetz	Clay Dungan	Angelo Castellano
5/21	TOLEDO	W, 8-4	Drew Waters	Samad Taylor	Nick Loftin	Logan Porter	Brewer Hicklen	Jakson Reetz	Dairon Blanco	Tucker Bradley	Angelo Castellano
5/23	@ St. Paul										
5/24	@ St. Paul										
5/25	@ St. Paul										
5/26	@ St. Paul										
5/27	@ St. Paul										
5/28	@ St. Paul										
5/30	MEMPHIS										
5/31	MEMPHIS										
6/1	MEMPHIS										
6/2	MEMPHIS										
6/3	MEMPHIS										
6/4	MEMPHIS										
6/6	@ Indianapolis										
6/7	@ Indianapolis										
6/8	@ Indianapolis										
6/9	@ Indianapolis										
6/10	@ Indianapolis										
6/11	@ Indianapolis										
6/13	COLUMBUS										
6/14	COLUMBUS										
6/15	COLUMBUS										
6/16	COLUMBUS										
6/17	COLUMBUS										
6/18	COLUMBUS										
6/20	@ Rochester										
6/21	@ Rochester										
6/22	@ Rochester										
6/23	@ Rochester										
6/24	@ Rochester										
6/25	@ Rochester										
6/28	IOWA										
6/29	IOWA										
6/30	IOWA										
7/1	IOWA										
7/2	IOWA										
7/3	IOWA										
7/4	@ Gwinnett										
7/5	@ Gwinnett										
7/6	@ Gwinnett										
7/7	@ Gwinnett										
7/8	@ Gwinnett										
7/9	@ Gwinnett										
7/14	INDIANAPOLIS										
7/15	INDIANAPOLIS										
7/16	INDIANAPOLIS										
7/17	ST. PAUL										
7/19	ST. PAUL										
7/20	ST. PAUL										
7/21	ST. PAUL										
7/22	ST. PAUL										
7/23	ST. PAUL										
7/25	@ Columbus										
7/26	@ Columbus										
7/27	@ Columbus										
7/28	@ Columbus										
7/29	@ Columbus										
7/30	@ Columbus										
8/1	@ Louisville										
8/2	@ Louisville										
8/3	@ Louisville										
8/4	@ Louisville										
8/5	@ Louisville										
8/6	@ Louisville										
8/8	IOWA										
8/9	IOWA										
8/10	IOWA										
8/11	IOWA										
8/12	IOWA										
8/13	IOWA										
8/15	@ Toledo										
8/16	@ Toledo										
8/17	@ Toledo										
8/18	@ Toledo										
8/19	@ Toledo										
8/20	@ Toledo										
8/22	ST. PAUL										
8/23	ST. PAUL										
8/24	ST. PAUL										
8/25	ST. PAUL										
8/26	ST. PAUL										
8/27	ST. PAUL										
8/29	LOUISVILLE										
8/30	LOUISVILLE										
8/31	LOUISVILLE										
9/1	LOUISVILLE										
9/2	LOUISVILLE										
9/3	LOUISVILLE										
9/5	@ Iowa										
9/6	@ Iowa										
9/7	@ Iowa										
9/8	@ Iowa										
9/9	@ Iowa										
9/10	@ Iowa										
9/12	INDIANAPOLIS										
9/13	INDIANAPOLIS										
9/14	INDIANAPOLIS										
9/15	INDIANAPOLIS										
9/16	INDIANAPOLIS										
9/17	INDIANAPOLIS										
9/19	@ Columbus										
9/20	@ Columbus										
9/21	@ Columbus										
9/22	@ Columbus										
9/23	@ Columbus										
9/24	@ Columbus										

DATE	OPPONENT	RESULT	IP	H	R	ER	BB	SO	2B	3B	HR	TB	AVG	WHIP	WP	BK	HB	GIDP	IBB	TBF	SV	SVO	ERA (SEASON)
3/31	@ Indianapolis	W, 8-6	9.0	11	6	6	2	7	4	0	1	18	(.297)	(1.44)	0	1	1	1	0	40	1	1	6.00
4/1	@ Indianapolis	W, 12-1	9.0	5	1	1	2	8	1	0	0	6	(.185)	(0.78)	0	0	2	5	0	31	0	0	3.50
4/2	@ Indianapolis	W, 8-3	9.0	11	3	3	5	10	1	1	1	17	(.314)	(1.78)	0	0	0	3	0	40	0	0	3.33
4/4	TOLEDO	L, 9-2	9.0	12	9	9	4	8	6	0	3	27	(.324)	(1.78)	0	0	0	1	0	41	0	0	4.75
4/5	TOLEDO	L, 7-6	9.0	12	7	6	5	10	3	0	1	18	(.316)	(1.89)	1	0	0	2	0	43	0	1	5.00
4/6	TOLEDO	L, 8-5	9.0	10	8	8	8	12	3	0	3	22	(.286)	(2.00)	0	0	0	1	0	44	0	0	5.50
4/7	TOLEDO	W, 9-4	9.0	9	4	4	5	8	0	2	1	16	(.250)	(1.56)	1	0	1	0	0	42	0	0	5.29
4/8	TOLEDO	W, 13-8	9.0	13	8	7	4	8	2	0	0	15	(.317)	(1.89)	0	1	2	1	0	47	0	0	5.50
4/9	TOLEDO	L, 8-2	9.0	13	8	6	4	10	2	0	3	24	(.317)	(1.89)	0	0	1	1	0	46	0	0	5.56
4/11	@ Iowa	L, 9-6	8.0	7	9	9	7	10	3	0	2	16	(.226)	(1.75)	0	0	1	0	0	39	0	0	5.97
4/12	@ Iowa	W, 10-6	9.0	8	6	6	2	10	2	1	2	18	(.235)	(1.11)	0	0	1	1	0	37	0	0	5.97
4/13	@ Iowa	L, 14-1	8.0	15	14	12	4	8	7	0	2	28	(.375)	(2.38)	0	0	2	0	0	46	0	0	6.54
4/14	@ Iowa	W, 11-8	9.0	11	8	7	4	14	2	0	2	19	(.297)	(1.67)	1	0	2	0	1	45	1	1	6.57
4/15	@ Iowa	PPD/Rain																					
4/16 G1	@ Iowa	Cancelled/Snow																					
4/16 G2	@ Iowa	Cancelled/Snow																					
4/18	GWINNETT	L, 4-1	9.0	6	4	4	6	3	0	1	0	8	(.207)	(1.33)	2	0	0	0	0	39	0	0	6.39
4/19	GWINNETT	L, 6-2	9.0	10	6	6	1	9	3	0	2	19	(.286)	(1.22)	0	0	0	1	0	36	0	0	6.36
4/20	GWINNETT	L, 9-3	9.0	10	9	6	5	7	1	1	1	16	(.286)	(1.67)	2	0	0	1	0	41	0	0	6.34
4/21	GWINNETT	L, 7-3	9.0	11	7	4	4	8	4	0	1	18	(.297)	(1.67)	4	1	0	2	0	42	0	0	6.20
4/22	GWINNETT	L, 5-2	9.0	10	5	4	5	5	1	0	1	14	(.294)	(1.67)	0	0	2	1	0	42	0	0	6.08
4/23	GWINNETT	W, 5-3	9.0	8	3	3	3	7	2	0	0	10	(.229)	(1.22)	2	0	0	1	0	39	1	1	5.91
4/25	@ Nashville	L, 8-3	8.0	11	8	8	3	5	2	1	2	21	(.333)	(1.75)	0	0	0	0	0	38	0	0	6.05
4/26	@ Nashville	L, 5-0	8.0	11	5	5	3	5	3	0	1	17	(.333)	(1.75)	0	0	0	0	0	37	0	0	6.03
4/27	@ Nashville	W, 2-1	9.0	6	1	1	5	10	1	0	0	7	(.200)	(1.22)	0	0	1	1	0	36	1	1	5.80
4/28	@ Nashville	L, 4-3	8.2	7	4	3	4	7	1	0	0	8	(.233)	(1.27)	0	0	0	3	0	34	0	1	5.68
4/29	@ Nashville	L, 6-5 (10)	9.1	13	6	5	6	7	2	0	1	18	(.325)	(2.04)	0	0	1	0	0	48	0	1	5.65
4/30	@ Nashville	W, 10-6	9.0	9	6	6	5	9	1	0	1	13	(.257)	(1.56)	3	0	1	0	0	42	0	1	5.66
5/2	LOUISVILLE	L, 10-4	9.0	14	10	10	5	8	1	0	1	18	(.368)	(2.11)	3	0	0	0	0	45	0	0	5.83
5/3	LOUISVILLE	L, 7-4	9.0	11	7	6	4	10	0	0	3	20	(.306)	(1.67)	0	0	1	1	0	41	0	0	5.84
5/4	LOUISVILLE	L, 12-10	9.0	13	12	10	4	8	1	1	6	34	(.333)	(1.89)	0	0	0	1	0	43	0	0	5.99
5/5	LOUISVILLE	W, 6-2	9.0	7	2	2	3	8	1	0	1	11	(.219)	(1.11)	0	0	0	0	0	36	1	1	5.85
5/6	LOUISVILLE	W, 11-9	9.0	13	9	9	3	9	4	0	2	23	(.342)	(1.78)	0	0	1	0	0	42	1	1	5.95
5/7	LOUISVILLE	L, 4-3	9.0	6	4	4	7	10	2	0	1	11	(.188)	(1.44)	1	1	0	0	0	39	0	1	5.89
5/9	@ Scranton/WB	L, 14-2	8.0	18	14	13	5	6	4	0	4	34	(.486)	(2.88)	1	0	2	4	0	45	0	0	6.14
5/10	@ Scranton/WB	L, 4-3	8.0	4	4	4	8	9	1	0	1	8	(.160)	(1.50)	0	0	1	2	0	34	0	0	6.09
5/11	@ Scranton/WB	W, 4-3 (11)	11.0	8	3	3	6	15	3	0	0	11	(.216)	(1.27)	1	0	1	1	2	44	0	1	5.96
5/12	@ Scranton/WB	W, 3-2	9.0	4	2	2	5	8	0	0	1	7	(.133)	(1.00)	0	0	0	0	0	35	1	1	5.85
5/13	@ Scranton/WB	L, 8-6	8.1	10	8	8	7	7	1	0	2	17	(.333)	(2.04)	1	0	1	2	0	38	0	1	5.92
5/14	@ Scranton/WB	W, 6-3	9.0	9	3	3	5	13	1	0	2	16	(.250)	(1.56)	0	0	0	0	0	41	1	2	5.84
5/16	TOLEDO	L, 9-2	9.0	12	9	7	3	11	3	0	3	24	(.308)	(1.67)	2	0	0	1	0	42	0	0	5.87
5/17	TOLEDO	W, 16-8	9.0	14	8	8	2	14	2	0	3	25	(.341)	(1.78)	1	0	0	0	0	43	0	0	5.92
5/18	TOLEDO	W, 9-0	9.0	3	0	0	4	9	1	0	0	4	(.107)	(0.78)	1	0	1	2	0	33	0	0	5.70
5/19	TOLEDO	W, 9-1	9.0	6	1	0	4	7	2	0	0	8	(.188)	(1.11)	1	0	0	1	0	36	0	0	5.63
5/20	TOLEDO	L, 4-1	9.0	5	4	4	8	8	0	0	0	5	(.179)	(1.44)	0	0	2	1	0	39	0	0	5.59
5/21	TOLEDO	W, 8-4	9.0	15	4	4	1	6	6	0	2	27	(.385)	(1.78)	0	0	2	2	0	42	0	0	5.56
5/23	@ St. Paul																						
5/24	@ St. Paul																						
5/25	@ St. Paul																						
5/26	@ St. Paul																						
5/27	@ St. Paul																						
5/28	@ St. Paul																						
5/30	MEMPHIS																						
5/31	MEMPHIS																						
6/1	MEMPHIS																						
6/2	MEMPHIS																						
6/3	MEMPHIS																						
6/4	MEMPHIS																						
6/6	@ Indianapolis																						
6/7	@ Indianapolis																						
6/8	@ Indianapolis																						
6/9	@ Indianapolis																						
6/10	@ Indianapolis																						
6/11	@ Indianapolis																						
6/13	COLUMBUS																						
6/14	COLUMBUS																						
6/15	COLUMBUS																						
6/16	COLUMBUS																						
6/17	COLUMBUS																						
6/18	COLUMBUS																						
6/20	@ Rochester																						
6/21	@ Rochester																						
6/22	@ Rochester																						
6/23	@ Rochester																						
6/24	@ Rochester																						
6/25	@ Rochester																						

DATE	OPPONENT	RESULT	AB	R	H	TB	2B	3B	HR	XBH	RBI	BB	IBB	SO	SB	CS	HBP	SAC	SF	GIDP	LOB	AVG (SEASON)
3/31	@ Indianapolis	W, 8-6	40	8	12	16	2	1	0	3	8	9	0	12	5	0	0	0	0	0	14	.300
4/1	@ Indianapolis	W, 12-1	42	12	16	24	2	0	2	4	12	6	0	10	3	0	0	0	2	0	11	.341
4/2	@ Indianapolis	W, 8-3	39	8	12	22	1	0	3	4	8	4	0	5	2	0	1	0	0	0	9	.331
4/4	TOLEDO	L, 9-2	29	2	6	12	1	1	1	3	2	6	0	7	2	0	0	0	0	4	6	.307
4/5	TOLEDO	L, 7-6	34	6	8	18	1	0	3	4	6	4	0	10	1	1	1	0	0	1	6	.293
4/6	TOLEDO	L, 8-5	32	5	7	15	0	1	2	3	3	3	0	12	2	1	0	0	1	1	4	.282
4/7	TOLEDO	W, 9-4	34	9	12	18	3	0	1	4	8	4	0	11	0	0	0	0	1	1	6	.292
4/8	TOLEDO	W, 13-8	36	13	12	26	2	0	4	6	13	5	0	9	0	0	0	0	0	0	4	.297
4/9	TOLEDO	L, 8-2	33	2	6	11	2	0	1	3	2	6	0	12	0	0	2	0	0	0	12	.285
4/11	@ Iowa	L, 9-6	38	6	10	20	4	0	2	6	6	1	0	6	0	0	0	0	0	0	6	.283
4/12	@ Iowa	W, 10-6	38	10	12	29	5	0	4	9	10	3	0	9	1	1	1	0	0	0	5	.286
4/13	@ Iowa	L, 14-1	31	1	6	12	3	0	1	4	1	1	0	4	0	0	0	0	0	1	4	.279
4/14	@ Iowa	W, 11-8	38	11	11	14	3	0	0	3	10	7	0	7	5	1	2	0	1	0	10	.280
4/15	@ Iowa	PPD/Rain																				
4/16 G1	@ Iowa	Cancelled/Snow																				
4/16 G2	@ Iowa	Cancelled/Snow																				
4/18	GWINNETT	L, 4-1	31	1	7	10	3	0	0	3	1	3	0	10	0	1	1	0	1	1	8	.277
4/19	GWINNETT	L, 6-2	31	2	6	14	2	0	2	4	2	3	0	7	2	0	0	0	0	1	5	.272
4/20	GWINNETT	L, 9-3	27	3	3	4	1	0	0	1	3	11	0	10	2	0	0	0	2	1	10	.264
4/21	GWINNETT	L, 7-3	35	3	9	13	1	0	1	2	3	4	0	8	1	0	0	0	0	1	9	.264
4/22	GWINNETT	L, 5-2	27	2	4	8	1	0	1	2	2	4	0	8	0	1	0	0	0	3	2	.259
4/23	GWINNETT	W, 5-3	31	5	12	15	3	0	0	3	5	4	0	7	6	1	0	0	0	0	6	.265
4/25	@ Nashville	L, 8-3	29	3	5	6	1	0	0	1	3	3	0	12	0	0	1	0	0	2	3	.261
4/26	@ Nashville	L, 5-0	30	0	4	5	1	0	0	1	0	2	0	7	3	0	0	0	0	2	5	.255
4/27	@ Nashville	W, 2-1	33	2	8	13	2	0	1	3	2	2	0	11	2	0	1	0	0	1	7	.255
4/28	@ Nashville	L, 4-3	30	3	5	5	0	0	0	0	2	3	0	9	3	1	0	0	0	1	3	.251
4/29	@ Nashville	L, 6-5 (10)	37	5	8	15	4	0	1	5	4	3	0	6	0	0	0	0	0	2	6	.250
4/30	@ Nashville	W, 10-6	34	10	11	23	3	0	3	6	10	7	0	7	3	0	1	1	3	1	9	.253
5/2	LOUISVILLE	L, 10-4	33	4	6	9	1	1	0	2	4	7	0	10	0	1	1	0	0	1	10	.250
5/3	LOUISVILLE	L, 7-4	34	4	10	13	3	0	0	3	4	2	0	6	0	0	0	0	0	3	5	.252
5/4	LOUISVILLE	L, 12-10	40	10	11	17	3	0	1	4	8	4	0	6	6	0	1	0	1	0	9	.253
5/5	LOUISVILLE	W, 6-2	30	6	5	12	1	0	2	3	6	3	0	10	3	0	0	0	0	0	3	.250
5/6	LOUISVILLE	W, 11-9	31	11	12	16	1	0	1	2	10	6	0	6	2	1	4	1	1	0	8	.254
5/7	LOUISVILLE	L, 4-3	35	3	8	17	1	1	2	4	3	2	0	10	2	0	0	0	0	0	7	.253
5/9	@ Scranton/WB	L, 14-2	31	2	4	8	1	0	1	2	1	0	0	5	0	0	0	0	0	1	2	.250
5/10	@ Scranton/WB	L, 4-3	30	3	5	11	1	1	1	3	3	7	0	8	3	1	1	0	1	0	9	.248
5/11	@ Scranton/WB	W, 4-3 (11)	36	4	4	8	1	0	1	2	2	4	0	9	3	0	1	0	0	2	6	.243
5/12	@ Scranton/WB	W, 3-2	32	3	8	10	2	0	0	2	3	2	0	7	1	1	0	0	1	0	5	.243
5/13	@ Scranton/WB	L, 8-6	37	6	14	21	4	0	1	5	6	1	0	8	3	1	1	0	0	0	6	.248
5/14	@ Scranton/WB	W, 6-3	33	6	7	20	2	1	3	6	5	6	0	13	2	1	0	0	0	0	6	.247
5/16	TOLEDO	L, 9-2	36	2	9	10	1	0	0	1	2	8	0	12	2	0	0	0	0	0	15	.247
5/17	TOLEDO	W, 16-8	41	16	18	34	7	0	3	10	15	5	0	9	3	0	2	0	0	1	8	.253
5/18	TOLEDO	W, 9-0	36	9	14	20	3	0	1	4	9	4	0	6	0	0	1	0	0	2	8	.256
5/19	TOLEDO	W, 9-1	32	9	12	18	4	1	0	5	8	8	0	7	5	1	1	0	1	1	9	.259
5/20	TOLEDO	L, 4-1	29	1	2	2	0	0	0	0	1	7	0	16	2	0	0	0	0	0	8	.255
5/21	TOLEDO	W, 8-4	35	8	12	28	2	1	4	7	7	6	0	6	2	0	0	0	0	1	9	.257
5/23	@ St. Paul																					
5/24	@ St. Paul																					
5/25	@ St. Paul																					
5/26	@ St. Paul																					
5/27	@ St. Paul																					
5/28	@ St. Paul																					
5/30	MEMPHIS																					
5/31	MEMPHIS																					
6/1	MEMPHIS																					
6/2	MEMPHIS																					
6/3	MEMPHIS																					
6/4	MEMPHIS																					
6/6	@ Indianapolis																					
6/7	@ Indianapolis																					
6/8	@ Indianapolis																					
6/9	@ Indianapolis																					
6/10	@ Indianapolis																					
6/11	@ Indianapolis																					
6/13	COLUMBUS																					
6/14	COLUMBUS																					
6/15	COLUMBUS																					
6/16	COLUMBUS																					
6/17	COLUMBUS																					
6/18	COLUMBUS																					
6/20	@ Rochester																					
6/21	@ Rochester																					
6/22	@ Rochester																					
6/23	@ Rochester																					
6/24	@ Rochester																					
6/25	@ Rochester																					

HITTING

SERIES	OPPONENT	DATES	AVG	G	AB	R	H	TB	2B	3B	HR	RBI	BB	IBB	SO	SB	CS	OBP	SLG	OPS	PA	SAC	SF	HBP	GIDP
SERIES 1	@ Indianapolis	3/31 - 4/2	.331	3	121	28	40	62	5	1	5	28	19	0	27	10	0	.420	.512	.932	143	0	2	1	0
SERIES 2	TOLEDO	4/4 - 4/9	.258	6	198	37	51	100	9	2	12	34	28	0	61	5	2	.355	.505	.860	231	0	2	3	7
SERIES 3	@ Iowa	4/11 - 4/16	.269	4	145	28	39	75	15	0	7	27	12	0	26	6	2	.335	.517	.852	161	0	1	3	1
SERIES 4	GWINNETT	4/18 - 4/23	.225	6	182	16	41	64	11	0	4	16	29	0	50	11	3	.330	.352	.682	215	0	3	1	7
SERIES 5	@ Nashville	4/25 - 4/30	.212	6	193	23	41	67	11	0	5	21	20	0	52	11	1	.292	.347	.639	220	1	3	3	9
SERIES 6	LOUISVILLE	5/2 - 5/7	.256	6	203	38	52	84	10	2	6	35	24	0	48	13	2	.349	.414	.763	236	1	2	6	4
SERIES 7	@ Scranton/WB	5/9 - 5/14	.211	6	199	24	42	78	11	2	7	20	20	0	50	12	4	.290	.392	.682	224	0	2	3	3
SERIES 8	TOLEDO	5/16 - 5/21	.321	6	209	45	67	112	17	2	8	42	38	0	56	14	1	.433	.536	.969	252	0	1	4	5
SERIES 9	@ St. Paul	5/23 - 5/28																							
SERIES 10	MEMPHIS	5/30 - 6/4																							
SERIES 11	@ Indianapolis	6/6 - 6/11																							
SERIES 12	COLUMBUS	6/13 - 6/18																							
SERIES 13	@ Rochester	6/20 - 6/25																							
SERIES 14	IOWA	6/28 - 7/3																							
SERIES 15	@ Gwinnett	7/4 - 7/9																							
SERIES 16	INDIANAPOLIS	7/14 - 7/16																							
SERIES 17	ST. PAUL	7/18 - 7/23																							
SERIES 18	@ Columbus	7/25 - 7/30																							
SERIES 19	@ Louisville	8/1 - 8/6																							
SERIES 20	IOWA	8/8 - 8/13																							
SERIES 21	@ Toledo	8/15 - 8/20																							
SERIES 22	ST. PAUL	8/22 - 8/27																							
SERIES 23	LOUISVILLE	8/29 - 9/3																							
SERIES 24	@ Iowa	9/5 - 9/10																							
Series 25	INDIANAPOLIS	9/12 - 9/17																							
Series 26	@ Columbus	9/19 - 9/24																							

PITCHING

SERIES	OPPONENT	DATES	W	L	ERA	G	GS	CG	SHO	GF	HLD	SV	SVO	IP	H	R	ER	HR	HB	BB	IBB	SO	AVG	WP	BK	GIDP
SERIES 1	@ Indianapolis	3/31 - 4/2	3	0	3.33	3	3	0	0	3	0	1	1	27.0	27	10	10	2	3	9	0	25	.273	0	1	9
SERIES 2	TOLEDO	4/4 - 4/9	2	4	6.67	6	6	0	0	6	0	0	1	54.0	69	44	40	11	4	30	0	56	.303	2	1	6
SERIES 3	@ Iowa	4/11 - 4/16	2	2	9.00	4	4	0	0	4	2	1	1	34.0	41	37	34	8	6	17	1	42	.289	1	0	1
SERIES 4	GWINNETT	4/18 - 4/23	1	5	4.50	6	6	0	0	6	3	1	1	54.0	55	34	27	5	2	24	0	39	.268	10	1	6
SERIES 5	@ Nashville	4/25 - 4/30	2	4	4.85	6	6	0	0	6	6	1	4	52.0	57	30	28	5	3	26	0	43	.284	3	0	4
SERIES 6	LOUISVILLE	5/2 - 5/7	2	4	6.83	6	6	0	0	6	3	2	3	54.0	64	44	41	14	2	26	0	53	.298	4	1	2
SERIES 7	@ Scranton/WB	5/9 - 5/14	3	3	5.57	6	6	0	0	6	7	2	5	53.1	53	34	33	10	5	36	2	58	.272	3	0	9
SERIES 8	TOLEDO	5/16 - 5/21	4	2	3.83	6	6	0	1	6	3	0	0	54.0	55	26	23	8	5	22	0	55	.266	5	0	7
SERIES 9	@ St. Paul	5/23 - 5/28																								
SERIES 10	MEMPHIS	5/30 - 6/4																								
SERIES 11	@ Indianapolis	6/6 - 6/11																								
SERIES 12	COLUMBUS	6/13 - 6/18																								
SERIES 13	@ Rochester	6/20 - 6/25																								
SERIES 14	IOWA	6/28 - 7/3																								
SERIES 15	@ Gwinnett	7/4 - 7/9																								
SERIES 16	INDIANAPOLIS	7/14 - 7/16																								
SERIES 17	ST. PAUL	7/18 - 7/23																								
SERIES 18	@ Columbus	7/25 - 7/30																								
SERIES 19	@ Louisville	8/1 - 8/6																								
SERIES 20	IOWA	8/8 - 8/13																								
SERIES 21	@ Toledo	8/15 - 8/20																								
SERIES 22	ST. PAUL	8/22 - 8/27																								
SERIES 23	LOUISVILLE	8/29 - 9/3																								
SERIES 24	@ Iowa	9/5 - 9/10																								
SERIES 25	INDIANAPOLIS	9/12 - 9/17																								
SERIES 26	@ Columbus	9/19 - 9/24																								

 SERIES WINS: 2 (1 at home 1 on Road)

 SERIES LOSSES: 4 (3 at Home, 1 on Road)

 SERIES SPLITS: 2 (2 on Road)