



How to Login to Your Season Ticket Account:

In an effort to go as “paperless” as possible this year, we are encouraging everyone to access and manage their ticket accounts digitally this year through our website! While we understand this may seem daunting for some, we assure you it is actually quite easy and convenient! Keep this handy “cheat sheet” on hand to reference anytime you need a refresher. And feel free to contact your Patriots account representative should you need any further help!

Getting Started

Start by going to www.somersetpatriots.com. Under the “Tickets and Promotions” menu, click on the “Account Manager” link. Direct link is: <https://so6.glitnirticketing.com/soticket/web/login.php>

1. Login to your account using the username and password you have already set up on the website. If you are having difficulties logging in, just contact your Patriots account rep or the box office for help at 908-252-0700 or ticketing@somersetpatriots.com.

Desktop View

Tickets Email Tickets My E-Tickets View My Orders My Mobile Tickets Buy Individual Tickets	Season Tickets Buy Season Renew Season
Basic Info Name: Matt Kopas Update Login: mkopas12 Password Priority ID: 1109784 Edit	Credit/Debit Card Card Type: --- Card Last 4: --- Card Expiry: --- Edit
Address 202 Harvard Drive Hackettstown NJ 07840 Edit	Email Address mkopas12@gmail.com Unsubscribe Subscribed to: Email Communications Edit
Phone Numbers Home: 201-230-2179 Cell: --- Edit	Social Networks Facebook: --- Twitter: --- Linked In: --- Edit

Mobile View

4:13
so6.glitnirticketing.com

Orders
[View My Orders/Mobile Tickets](#)

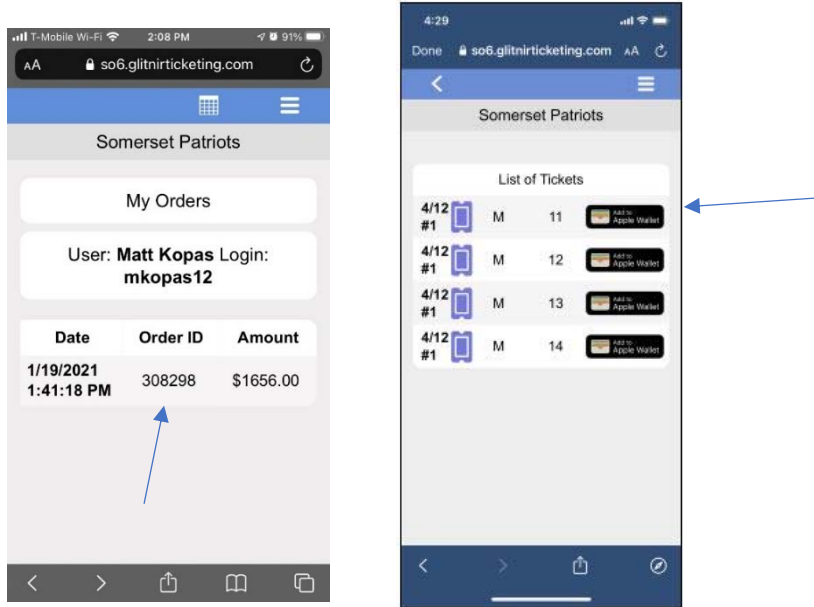
Tickets
[Display Ticket Barcodes](#)
[Where Are My Seats?](#)
[Email Tickets](#)
[Claim My Playoff Seat](#)
[Buy Individual Tickets](#)

Shop
[Shop Now](#)

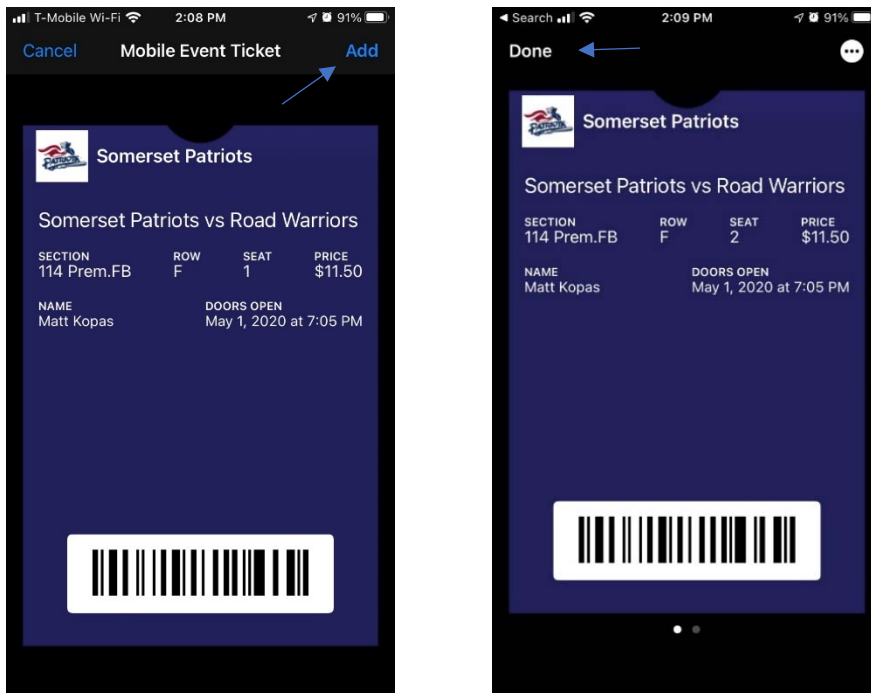
Account Settings
[Update Account Info](#)
[Update Password](#)
[Logout](#)

- From any Apple mobile device, you can easily move any ticket from your package into your Apple wallet

Click “View My Orders” then click on order to see all tickets in plan. From there click “Add to Apple Wallet” Button next to any ticket to move to your wallet.



After you press “Add to Apple Wallet” Button you will see the confirmation screen before adding to wallet. Click “Add” in the top right corner. It will then add your ticket into your wallet and it will remain in your Wallet app until you delete it.



- How to print or create a PDF of a ticket from your season ticket account: From main screen, click "My E-Tickets" button. Then click "Show Order" in the next screen.

The screenshot shows a user profile page with several sections:

- Tickets:** Includes buttons for "Email Tickets", "My E-Tickets" (highlighted with a blue arrow), "View My Orders", "My Mobile Tickets", and "Buy Individual Tickets".
- Season Tickets:** Includes "Buy Season" and "Renew Season" buttons.
- Basic Info:** Shows name (Matt Kopas), login (mikopas12), and priority ID (1109784) with "Update Password" and "Edit" buttons.
- Credit/Debit Card:** Shows card type, last 4 digits, and expiry date with an "Edit" button.
- Address:** Shows 202 Harvard Drive, Hackettstown NJ 07840 with an "Edit" button.
- Email Address:** Shows mikopas12@gmail.com with "Unsubscribe" and "Edit" buttons.
- Phone Numbers:** Shows home (201-230-2179) and cell numbers with an "Edit" button.
- Social Networks:** Shows Facebook, Twitter, and LinkedIn links with "Edit" buttons.

The screenshot shows a search interface for orders:

- Search prompt: "Search orders that contain a specific game date by using the Event filter. If you would like to print off individual tickets within your order, click Show Order."
- Buttons: "WEB PORTAL" and "CANCEL".
- Filter: "Filter By Event" dropdown menu with "Event" selected and a "SEARCH" button.
- Summary: "Total Orders: 1".
- Table: "List of Print at Home Orders" with columns for Order Id, Total, Date, and Terms Delivery. One order is listed: Order Id 308298, Total \$1656.00, Date 1/19/2021 1:41:18 PM, Terms Delivery Cash Ticket Book.
- Buttons: "PRINT E-TICKETS IN ORDER" and "SHOW ORDER" (highlighted with a blue arrow).

Click "Print E-Ticket" next to desired ticket. Print ticket if desired or create PDF.

	Event	Section	Row	Seat	Sold	Discount/Adjustment	Event Information
PRINT E-TICKET	5/1 #1	114 Prem FB	F	1	\$11.50		Opening Night / Post-Game Fireworks Presented by TD Bank
PRINT E-TICKET	5/1 #1	114 Prem FB	F	2	\$11.50		Opening Night / Post-Game Fireworks Presented by TD Bank
PRINT E-TICKET	5/1 #1	114 Prem FB	F	3	\$11.50		Opening Night / Post-Game Fireworks Presented by TD Bank
PRINT E-TICKET	5/1 #1	114 Prem FB	F	4	\$11.50		Opening Night / Post-Game Fireworks Presented by TD Bank
PRINT E-TICKET	5/3 #3	114 Prem FB	F	1	\$11.50		Autism Awareness Day and Jersey Auction
PRINT E-TICKET	5/3 #3	114 Prem FB	F	2	\$11.50		Autism Awareness Day and Jersey Auction
PRINT E-TICKET	5/3 #3	114 Prem FB	F	3	\$11.50		Autism Awareness Day and Jersey Auction
PRINT E-TICKET	5/3 #3	114 Prem FB	F	4	\$11.50		Autism Awareness Day and Jersey Auction

The screenshot shows a ticket print preview for a Double-A Affiliate game. The ticket details include:

- Section: 114 Prem_FB
- Row: F
- Seat: 1
- Price: \$11.50
- Event: Patriots vs. Road Warriors
- Date: Fri 05/01/2020 7:05 PM

The print settings on the right are:

- Print: 1 page
- Destination: Save as PDF
- Pages: All
- Layout: Portrait
- More settings: expandable

Buttons: "Save" and "Cancel".

4. You can easily email tickets from your Patriots ticket account to anyone at any time:
 Click "Email Tickets" from main screen, then select desired tickets from list and click submit.

Tickets

Email Tickets My E-Tickets
 View My Orders My Mobile Tickets
 Buy Individual Tickets

Season Tickets

Buy Season Renew Season

Basic Info

Name: Matt Kopas Update Password
 Login: mkopas12 Edit
 Priority ID: 1109784 Edit

Credit/Debit Card

Card Type: ---
 Card Last 4: --- Edit
 Card Expiry: --- Edit

Address

202 Harvard Drive
 Hackettstown NJ 07840 Edit

Email Address

mkopas12@gmail.com Unsubscribe
 Subscribed to: Email Communications Edit

Phone Numbers

Home: 201-230-2179
 Cell: --- Edit

Social Networks

Facebook: ---
 Twitter: ---
 Linked In: --- Edit

View Order

Confirmation ID: 308298
 User: Matt Kopas
 Login: mkopas12
 Date: 01/19/2021 1:41 PM
 Total: \$1656.00
 Delivery: Ticket Book
 Payment Terms: Cash
 Ship: \$0.00

List Of Tickets

Total Tickets: 4

Select	Event	Section	Row	Seat	Order ID	Order Date
<input type="checkbox"/>	5/1 #1	114 Prem.FB	F	1	308298	1/19/2021
<input type="checkbox"/>	5/1 #1	114 Prem.FB	F	2	308298	1/19/2021
<input type="checkbox"/>	5/1 #1	114 Prem.FB	F	3	308298	1/19/2021
<input type="checkbox"/>	5/1 #1	114 Prem.FB	F	4	308298	1/19/2021

SUBMIT

Enter email address and name then click "Submit".

Step 3 of 4 Continued: Enter the Email Address, first name, and last name of the person you would like to email your ticket(s) to and click "Submit."

Send To Email
 Confirm Email
 Recipient First
 Recipient Last

SUBMIT

List of Tickets to Release

Total Tickets: 4

Event	Row	Seat	Sec	Sold	Order	Order Date	Buyer	Delivery Type
5/1 #1 F	1	114	Prem.FB	\$11.50	308298	1/19/2021 1:41:18 PM	Kopas	Ticket Book
5/1 #1 F	2	114	Prem.FB	\$11.50	308298	1/19/2021 1:41:18 PM	Kopas	Ticket Book
5/1 #1 F	3	114	Prem.FB	\$11.50	308298	1/19/2021 1:41:18 PM	Kopas	Ticket Book
5/1 #1 F	4	114	Prem.FB	\$11.50	308298	1/19/2021 1:41:18 PM	Kopas	Ticket Book

Step 4 of 4: You have successfully emailed your ticket(s).
 Please print this page for your records and record your GHub Confirmation ID.

Tickets Emailed Successfully!

GHub Confirmation ID: **G-4212**

Date: 01/20/2021 1:40 PM
 Credit Type: Email A Ticket
 Email Status: Sent New Email a Ticket Available to Matthew Kopas <mkopas@somersetpatriots.com> rc=1
 Destination Email Address: mkopas@somersetpatriots.com

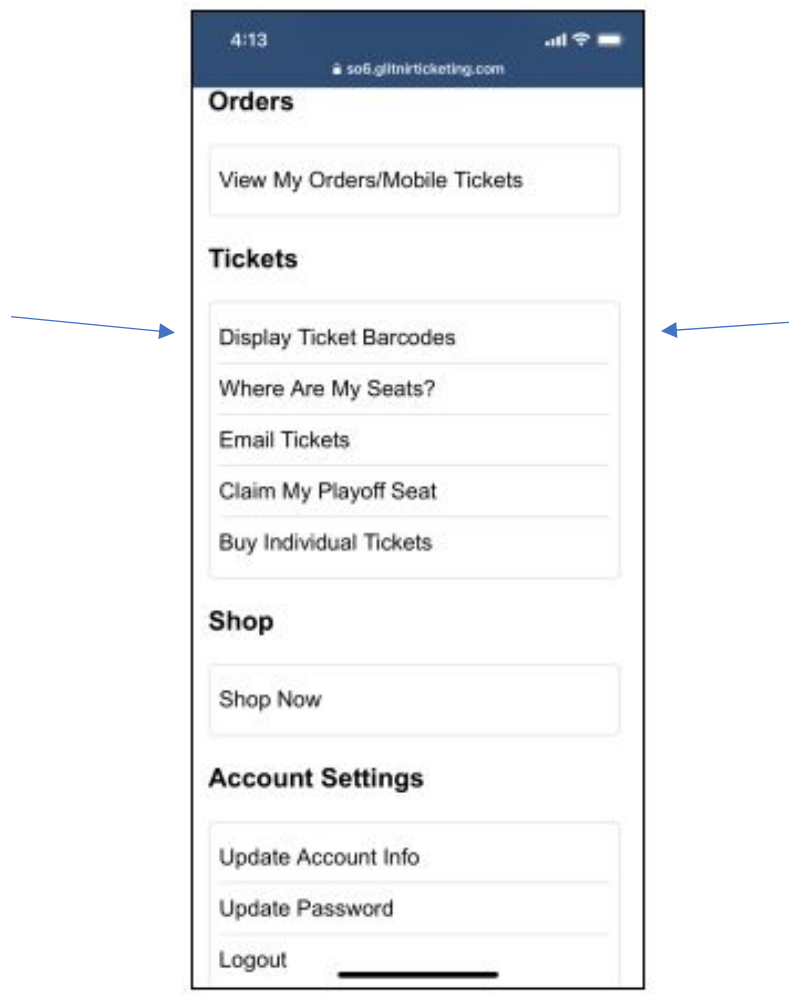
Your recipient will then receive an email asking them to create an account on our website to access their tickets. From there they can print or save their tickets as needed.

5. Showing your ticket on your phone when you arrive to the game:

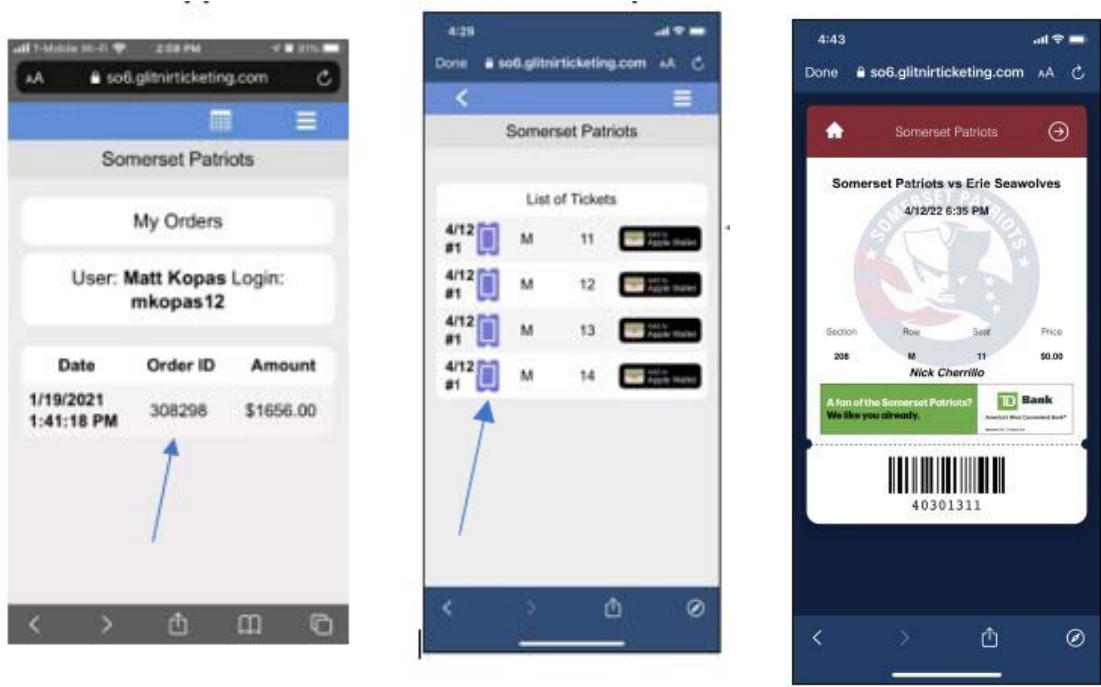
Once logged into your account, simply click the “Display Tickets” button from any mobile device to display your ticket on your phone. There is no need to print anything out, just show the barcode when you arrive, and you will be scanned in.

You can also click the “Where Are My Seats?” Button to get additional seat location information.

Important Note: You can only utilize this specific feature on the day of your scheduled game. So, if you try to display a ticket for a future game (through the “Display Ticket Barcodes” button, it will not work.



6. If you are not using Apple Wallet, or if you have an Android phone, you can also access your mobile tickets by clicking “View My Orders/Mobile Tickets” from the main mobile view menu. Then, click the Order ID number. Then, click the purple ticket button next to each ticket to display your digital/mobile ticket which you can present to the ticket taker to scan (as seen below).



Once again, if you have any questions just let us know. We are here to help! We look forward to seeing you at the ballpark soon!