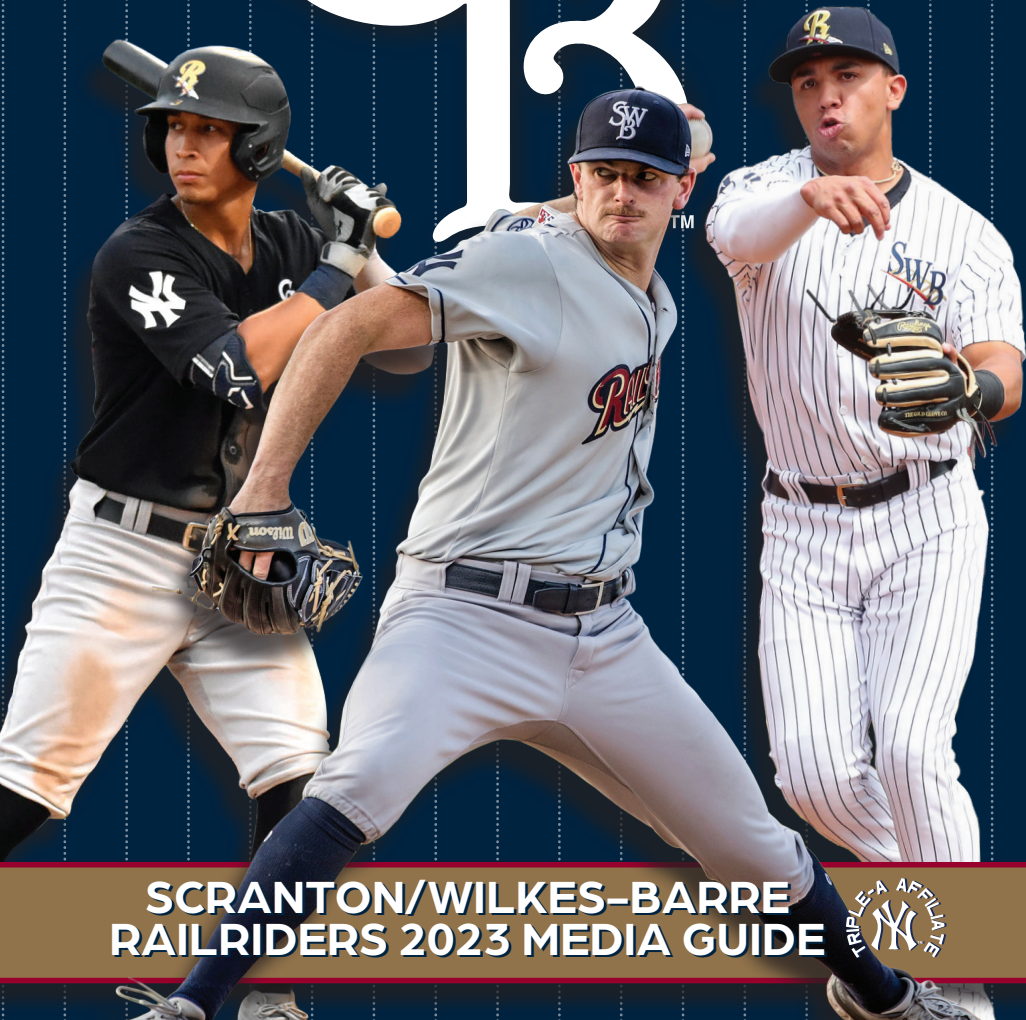


EVERYTHING MAJOR.

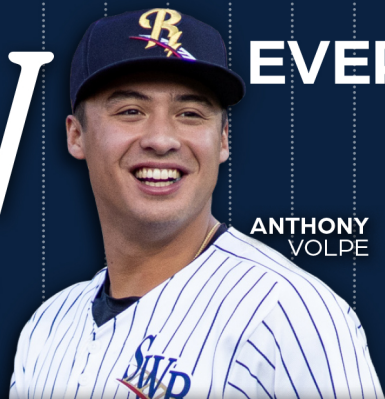
SW
TR



SCRANTON/WILKES-BARRE
RAILRIDERS 2023 MEDIA GUIDE




SWB



ANTHONY
VOLPE

EVERYTHING MAJOR.



2023 SCHEDULE

SWB PRESS BOX ▲

S	M	T	W	T	F	S	S	M	T	W	T	F	S
MARCH/APRIL						31 @LHV 6:35P	1 @LHV 4:05P	MAY					
2 @LHV 1:05P	3	4 @LHV 6:45P	5 @LHV 6:45P	6 @LHV 6:45P	7 @LHV 7:05P	8 @LHV 12:35P 5:35P	9 @LHV 1:05P	10 @LHV 1:05P	11 @LHV 1:05P	12 @LHV 1:05P	13 @LHV 1:05P	14 @LHV 1:05P	15 @LHV 1:05P
16 @LHV 1:05P	17 @LHV 1:05P	18 @LHV 1:05P	19 @LHV 1:05P	20 @LHV 1:05P	21 @LHV 1:05P	22 @LHV 1:05P	23 @LHV 1:05P	24 @LHV 1:05P	25 @LHV 1:05P	26 @LHV 1:05P	27 @LHV 1:05P	28 @LHV 1:05P	29 @LHV 1:05P
30 @LHV 1:05P							31 @LHV 6:45P						
JUNE						1 @LHV 6:45P	2 @LHV 7:05P	3 @LHV 6:35P	JULY				
4 @LHV 1:35P	5	6 @LHV 6:35P	7 @LHV 6:35P	8 @LHV 6:35P	9 @LHV 6:35P	10 @LHV 6:35P	11 @LHV 6:35P	12 @LHV 6:35P	13 @LHV 6:35P	14 @LHV 6:35P	15 @LHV 6:35P	16 @LHV 6:35P	17 @LHV 6:35P
18 @LHV 6:35P	19 @LHV 6:35P	20 @LHV 6:35P	21 @LHV 6:35P	22 @LHV 6:35P	23 @LHV 6:35P	24 @LHV 6:35P	25 @LHV 6:35P	26 @LHV 6:35P	27 @LHV 6:35P	28 @LHV 6:35P	29 @LHV 6:35P	30 @LHV 6:35P	31 @LHV 6:35P
AUGUST						1 @LHV 6:35P	2 @LHV 6:35P	3 @LHV 6:35P	SEPTEMBER				
4 @LHV 6:35P	5 @LHV 6:35P	6 @LHV 6:35P	7 @LHV 6:35P	8 @LHV 6:35P	9 @LHV 6:35P	10 @LHV 6:35P	11 @LHV 6:35P	12 @LHV 6:35P	13 @LHV 6:35P	14 @LHV 6:35P	15 @LHV 6:35P	16 @LHV 6:35P	17 @LHV 6:35P
18 @LHV 6:35P	19 @LHV 6:35P	20 @LHV 6:35P	21 @LHV 6:35P	22 @LHV 6:35P	23 @LHV 6:35P	24 @LHV 6:35P	25 @LHV 6:35P	26 @LHV 6:35P	27 @LHV 6:35P	28 @LHV 6:35P	29 @LHV 6:35P	30 @LHV 6:35P	31 @LHV 6:35P

All Times Eastern

HOME	AWAY	BUF - Buffalo Bisons	LHV - Lehigh Valley IronPigs	ROC - Rochester Red Wings	WOR - Worcester Red Sox
		CLT - Charlotte Knights	NOR - Norfolk Tides	STP - Saint Paul Saints	
		COL - Columbus Clippers	OMA - Omaha Storm Chasers	SYR - Syracuse Mets	

Game dates and times remain subject to change.



SWBRAILRIDERS.COM

(570) 969-BALL

PNC FIELD

Triple-A Affiliate of the



TABLE OF CONTENTS

GENERAL INFORMATION

Front Office Directory	3
PNC Field Information.....	4
PNC Field Ground Rules.....	5
Media Policies.....	6
Team and Affiliate Information	7
RailRiders Media Outlets.....	8
RailRiders Radio Broadcasts.....	9
International League Media Contacts	10

2023 RAILRIDERS MANAGER, COACHES & STAFF

Manager Shelley Duncan.....	12
SWB RailRiders Managerial History	13
Field Staff.....	14-15

2023 RAILRIDERS PLAYERS

Player Bios	17-48
-------------------	-------

2023 TRIPLE-A INFORMATION & INTERNATIONAL LEAGUE OPPONENTS

Triple-A Information	50
International League Year-in-Review	51-52
International League Teams.....	53-64

2022 RAILRIDERS YEAR-IN-REVIEW

Individual Statistics.....	66
Miscellaneous Game Highs & Lows	67
Game-by-Game Results.....	68-69
Transaction Log.....	70-71

ALL-TIME ROSTER, HITTING STATISTICS & PITCHING STATISTICS

All-Time SWB Roster.....	73-76
All-Time SWB Hitting Statistics.....	77-83
All-Time SWB Pitching Statistics.....	84-90

TEAM, INDIVIDUAL & POSTSEASON RECORDS

Head-to-Head Records.....	92
All-Time Record Breakdown	93-94
Single-Game Team Records.....	95
Individual Hitting Records.....	96-98
Team Hitting Records.....	99-100
Grand Slam History	101
Individual Pitching Records.....	102-103
Team Pitching Records.....	104-105
Miscellaneous Records.....	106
Playoff Records	107-109
Yearly Hitting Leaders.....	110-111
Yearly Pitching Leaders.....	112-113
Hitting Career Top-10.....	114
Pitching Career Top-10.....	115

MISCELLANEOUS INFORMATION

MLB Rehabbers	117
SWB Weekly Award Winners	118
International League All-Stars	119
Most Valuable Players & Pitchers	120-121
Home & Season Openers	122
Franchise Firsts.....	123
Attendance History.....	124
Organizational Awards	125
Miscellaneous Accomplishments & History.....	126-127
SWB to the Futures Game.....	128

GENERAL INFORMATION



RAILRIDERS FRONT OFFICE

PNC Field
235 Montage Mountain Road
Moosic, PA 18507

PHONE: (570) 969-2255
FAX: (570) 963-6564
WEBSITE: www.swbrailriders.com
E-MAIL: info@swbrailriders.com



EXECUTIVE STAFF:

Katie Beekman..... General Manager
Matt Hamilton..... Assistant General Manager

BROADCASTING & MEDIA RELATIONS:

Adam Marco..... Director of Communications/ Broadcaster
Emily Messina..... Media Relations Assistant/ Broadcaster

COMMUNITY RELATIONS:

Krista Lutzick..... Community Relations Manager

CORPORATE PARTNERSHIPS:

Tom Karins..... Corporate Partnerships Manager

CORPORATE SERVICES:

Kristina Knight..... Senior Director, Partnership Management & Marketing
Kate Mummert..... Corporate Services Manager

FINANCE & ACCOUNTING:

Patrick Cawley..... Director of Finance
Holly Gumble..... Senior Accountant

GAME ENTERTAINMENT

Michael Wolf..... Video Production Manager

MARKETING & SPECIAL EVENTS

Jordan Calvey..... Director of Marketing
Katherine Arata..... Marketing Manager
Kirsten Peters..... Social Media & Special Events Manager

STADIUM OPERATIONS:

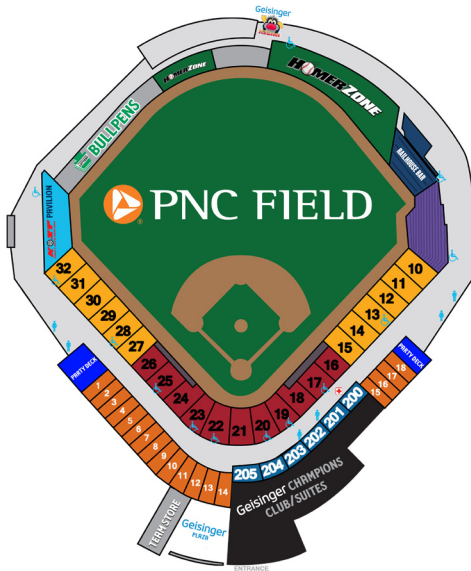
Ryan Long..... Senior Director of Stadium Operations
Brandon Brzenski..... Stadium Operations Manager
Dustin Spiegel..... Director of Field Operations

TICKET SALES:

Kelly Cusick..... Director of Season Ticket Sales & Service
Mark Ambrose..... Account Executive, Season Ticket Sales
Anthony Daniel..... Account Executive, Season Ticket Sales
Kyle Davis..... Account Executive, Season Ticket Sales
Michael Harvey..... Director of Group Sales
Anthony D'Andrea..... Group Sales Executive
Colby Emma..... Group Sales Executive
Robby Judge..... Director of Youth Baseball & Sports Sales
Mike Phipps..... Manager of Premium Sales
Spencer Barberree..... Account Executive, Premium Sales
Cody Purks..... Account Executive, Premium Sales
Dan Ross..... Ticket Operations Manager

The Scranton/Wilkes-Barre RailRiders Media Guide was compiled and edited by Adam Marco and Emily Messina.
All information and statistics are current through March 1, 2023. Certain statistics are courtesy MLBAM.
Photo credits to Tim Dougherty, Todd Hiller, Kirsten Peters and Cheryl Pursell.

PNC FIELD INFORMATION



DIMENSIONS:

Left Field	326'
Left-Center Field	371'
Center Field	408'
Right-Center Field	371'
Right Field	330'

PNC FIELD CAPACITY:

Seated	6,700
Total	~10,000

FORMERLY:

Lackawanna County Stadium
(1989-2006)

Grand Opening:	April 26, 1989 vs. Norfolk (9-2 loss)
Architect:	GSGSB Inc.; EwingCole (Renovation, 2012)
General Contractor:	Melon Stuart Construction; Alvin H. Butz, Inc.(Renovation)
Field Renovation:	Turf Specialists Inc. (2022 Off-Season)
Playing Surface:	Grass
Infield:	65% Clay 17.5% Silt 17.5% Sand
Grass:	100% Kentucky Bluegrass
Warning Track:	SAF Track
Suites:	14 Suites, plus Club Level
Video Boards:	Daktronics



PNC Field was originally known as Lackawanna County Stadium when it opened on April 26, 1989. The artificial turf stadium was used as a multipurpose facility. Under the Phillies umbrella, the SWB Red Barons called Lackawanna County Stadium home from 1989-2006.

A new affiliation with the New York Yankees took hold and the SWB Yankees opened a new era at the stadium in 2007.

The club began a new era as the RailRiders by opening a freshly renovated PNC Field in 2013. The inaugural season of the RailRiders saw over 430,000 spectators pass through the gates, the highest turnout since 2008.

PNC FIELD GROUND RULES

1. Any batted or thrown ball that enters the dugout or strikes any equipment inside the dugout area is considered to be a dead ball and one base will be awarded.
2. Any thrown ball that strikes the protective screen in front of the dugouts will be considered a live ball. Should it enter the dugout area and return to the field of play or become lodged it will be considered a dead ball and one base will be awarded.
3. Any batted or thrown ball that becomes lodged under a bullpen area bench is considered to be a dead ball and one additional base will be awarded.
4. Any batted or thrown ball that becomes lodged in the tarp or enters the tarp cylinder shall be considered a dead ball and one additional base will be awarded.
5. No defensive player shall be permitted to place any footing on the tarp or tarp cylinder. A player may lean on the tarp.
6. A fairly batted or thrown ball lodged in the protective padding on the outfield wall shall result in two bases awarded.
7. A batted ball that hits the padding and bounces over the wall shall result in two bases awarded.
8. Any batted ball that becomes lodged in or beneath the outfield gate will be considered a dead ball and two bases shall be awarded.
9. A fly ball that hits the yellow line on the outfield wall and then goes over the wall is a home run. A fly ball that hits the yellow line on the outfield wall and then goes back on the field is in play. Any ball that strikes a sign above the yellow line and returns to the field of play is deemed a home run.



MEDIA POLICIES AND INFORMATION

CREDENTIALS

Valid credentials are issued by either the Scranton/Wilkes-Barre RailRiders or Major League Baseball. Forms are available by contacting the RailRiders media relations department. Email Adam Marco (amarco@swbrailriders.com) or Emily Messina (emessina@swbrailriders.com) for more information.

FIELD & DUGOUTS

The playing field and dugouts must be clear of all media representatives 30 minutes prior to game time and remain so until after the game unless otherwise instructed or permitted.

HEALTH AND SAFETY

By receiving a media credential, a media member agrees to observe all MLB, MiLB and Club rules; any applicable government orders in a local market; and other precautionary steps that are in place to preserve health and safety. Guidelines and protocols are subject to change and advance notice will be given whenever possible. Failure to comply with any health and safety initiatives will result in a loss of access to the ballpark.

INTERVIEWS

Pregame interviews can be conducted in person or virtually. Interviews shall be coordinated by Club Media Relations/Communications personnel and should be arranged prior to or following RailRiders batting practice. Post game interviews are available starting 10 minutes after every home game in the RailRiders clubhouse, which will remain open for up to 20 minutes after the cool down period concludes.

This policy is subject to ongoing review by the Scranton/Wilkes-Barre RailRiders, New York Yankees and Major League Baseball.

MEDIA GUIDES

The 2023 Scranton/Wilkes-Barre RailRiders Media Guide will be provided by a media relations representative upon request in addition to being posted on the official SWB RailRiders website (www.swbrailriders.com).

MEDIA NOTES & STATISTICS

Game information and statistics are available in the press box approximately two hours before game time. Additionally, game notes will be available online at www.swbrailriders.com.

PHOTOGRAPHERS

Photographers are allowed in the camera wells on the field during games provided they have on display a proper credential issued by the Scranton/ Wilkes-Barre RailRiders, Major League Baseball or Minor League Baseball. Any secondary use of any picture, audio description, film/tape or drawing of an event at PNC Field (including, but not limited to: the use in delayed editorial or non-editorial, advertising, sales promotion or merchandising) by a holder of a media pass is prohibited without prior specific written approval of the Scranton/Wilkes-Barre RailRiders.

PRESS BOX

The press box is located behind home plate with seating for media. You are required to have an official credential on your person at all times. Seating is limited and may be assigned. Additional seating is available upon request.

PRESS POLICIES REMAIN SUBJECT TO CHANGE

All guidelines listed above are subject to change without advance notice per Major League Baseball, the New York Yankees, Minor League Baseball, state and local officials and the Scranton/Wilkes-Barre RailRiders.

TERM AND AFFILIATE INFORMATION

2023 START TIMES:

Monday thru Friday.....	6:35 PM
Saturday (April - May & Sept).....	4:05 PM
Saturday (June - August).....	6:05 PM
Sunday.....	1:05 PM
School Day Games (May 10 & 24).....	11:05 AM

BATTING PRACTICE TIMES:

	11:05 AM GAME	1:05 PM GAME
Home Infield:	8:20 A.M. - 8:30 A.M.	10:20 A.M. - 10:30 A.M.
Home Batting Practice:	8:30 A.M. - 9:15 A.M.	10:30 A.M. - 11:15 A.M.
Visiting Batting Practice:	9:15 A.M. - 10:00 A.M.	11:15 A.M. - 12:00 P.M.
Visitor Infield:	10:00 A.M. - 10:10 A.M.	12:00 P.M. - 12:10 P.M.
Field Preparation:	10:10 A.M. - First Pitch	12:10 P.M. - First Pitch

	4:05 PM GAME	6:05 PM GAME
Home Infield:	1:20 P.M. - 1:30 P.M.	3:20 P.M. - 3:30 P.M.
Home Batting Practice:	1:30 P.M. - 2:15 P.M.	3:30 P.M. - 4:15 P.M.
Visiting Batting Practice:	2:15 P.M. - 3:00 P.M.	4:15 P.M. - 5:00 P.M.
Visitor Infield:	3:00 P.M. - 3:10 P.M.	5:00 P.M. - 5:10 P.M.
Field Preparation:	3:10 P.M. - First Pitch	5:10 P.M. - First Pitch

	6:35 PM GAME
Home Infield:	3:50 P.M. - 4:00 P.M.
Home Batting Practice:	4:00 P.M. - 4:45 P.M.
Visiting Batting Practice:	4:45 P.M. - 5:30 P.M.
Visitor Infield:	5:30 P.M. - 5:40 P.M.
Field Preparation:	5:40 P.M. - First Pitch

NEW YORK YANKEES ORGANIZATION:

LEVEL	TEAM	LEAGUE
MLB	New York Yankees (212) YAN-KEES	American
AAA:	RailRiders (570) 969-2255	International
AA:	Somerset Patriots (908) 252-0700	Eastern
High-A:	Hudson Valley Renegades (845) 838-0094	South Atlantic
Low-A:	Tampa Tarpons (813) 673-3055	Florida State
Rookie:	FCL Yankees	Florida Complex
Rookie:	DSL Yankees	Dominican Summer



RAILRIDERS MEDIA OUTLETS

NEWSPAPERS

SCRANTON TIMES-TRIBUNE

149 Penn Avenue
Scranton, PA 18503
(570) 348-9100

THE TIMES- LEADER

15 North Main Street
Wilkes-Barre, PA 18701
(570) 829-7100

THE STANDARD SPEAKER

21 North Wyoming Street
Hazleton, PA 18201
(570) 455-3636

THE CITIZENS VOICE

75 North Washington Avenue
Wilkes-Barre, PA 18711
(570) 821-2000

THE PRESS ENTERPRISE

3185 Lackawanna Avenue
Bloomsburg, PA 17185
(570) 387-1234

THE POCONO RECORD

511 Lenox Street
Stroudsburg, PA 18360
(570) 421-3000

TELEVISION

FOX 56/ WQMY

1181 Highway 315
Wilkes-Barre, PA 18702
(570) 970-5600

WBRE (NBC 28)

63 South Franklin Street
Wilkes-Barre, PA 18701
(570) 823-2828

WYOU (CBS 22)

222 Wyoming Avenue
Scranton, PA 18503
(570) 823-2828

WNEP (ABC 16)

16 Montage Mountain Road
Moosic, PA 18507
(570) 346-7474

BLUE RIDGE 13

936 Elm St
Lehighton, PA 18235
610-826-4060

RADIO

Bold Gold Media Group

1049 North Sekol Road
Scranton, PA 18504
(570) 344-1221

Audacy

305 Highway 315
Pittston, PA 18640
(570) 883-9800

Cumulus Broadcasting

600 Baltimore Avenue
Wilkes-Barre, PA 18702
(570) 824-9000

Times-Shamrock Radio

149 Penn Avenue
Scranton, PA 18503
(570) 346-6555

RAILRIDERS RADIO BROADCASTS

The flagship of the RailRiders Radio Network is The Mothership; Bold Gold's oldies station that hit the airwaves in 2020 and added a frequency to expand the coverage. Scranton/Wilkes-Barre games can be heard locally on 1400 AM, 1440 AM, 93.5 FM, 106.7 FM and 107.9 FM. This array of frequencies for The Mothership gives the RailRiders coverage across both Lackawanna and Luzerne Counties, as well as into Wayne and Pike Counties in the Pocono Lake Region.



Scranton/Wilkes-Barre RailRiders broadcasts are also available online at swbrailriders.com and with the video feed on MiLB.tv when the team plays at PNC Field.

Bold Gold Media Group's family of stations has been the home of RailRiders radio broadcasts since 2007.

In addition to the over-the-air broadcast, MiLB.tv and the webstream, broadcasts will be streamed through Bold Gold's state-of-the-art RadioBOLD Mobile App, available for free in the Apple Store and GooglePlay Marketplace.

Adam Marco and **Emily Messina** will serve as the broadcast voices of the Scranton/Wilkes-Barre RailRiders during the 2023 season.

BROADCASTERS



Adam Marco took over as "Voice of the RailRiders" prior to the 2018 season. In 2022, he was honored by Ballpark Digest as the "MiLB Broadcaster of the Year."

A product of Western Pennsylvania, he graduated from Mercyhurst College in 2001. After seven years on the radio professionally, Adam began his career in Minor League Baseball as a promotions intern and broadcaster for the Williamsport Crosscutters in 2007. In 2008 and 2009, he was the Assistant Media Relations Director and number two broadcaster for the Oklahoma City RedHawks. In 2010, Adam joined the West Virginia Power, handling the team's radio broadcasts, media relations and serving as an account executive. In 2014, he was honored as the South Atlantic League's Media Relations Director of the Year. Over the final four years with the Power, he also handled all the team's marketing in addition to promotions, corporate sponsorship sales and his other responsibilities.

Emily Messina joins the broadcast team in 2023.

She spent the past three seasons as the lead broadcaster and Media Relations Manager of the Reading Fightin Phils, the Philadelphia Phillies Double-A affiliate. Previously, Messina broadcast games for the Melbourne Aces in the Australian Baseball League. She has also had stints in the Arizona Fall League and with the Lynchburg Hillcats in the Cleveland Indians minor league system.

In the offseason, Messina calls a variety of sports including field hockey, basketball, and swimming. She is a 2019 graduate of the Catholic University of America, where she was a four-year varsity athlete.



General Information

2023 Field Staff

2023 RailRiders

International League

2022 Review

All-Time Roster & Stats

SWB Records

Additional Information

ADDITIONAL MEDIA INFORMATION

INTERNATIONAL LEAGUE LEAGUE MEDIA CONTACTS

Buffalo Bisons
Pat Malacaro
Manager, Baseball Communications
pmalacaro@bisons.com

Charlotte Knights:
Tommy Viola
Vice President of Communications
tommyv@charlotteknights.com

Columbus Clippers:
Chris Sprague
Director of Media & Ticket Relations
csprague@clippersbaseball.com

Durham Bulls:
Andrew Greem
Manager of Digital & Social Media
agreen@durhambulls.com

Gwinnett Stripers:
Dave Lezotte
Public Relations/ Broadcaster
dave.lezotte@gostripers.com

Indianapolis Indians:
Cheyne Reiter
Director of Communications
creiter@indyindians.com

Iowa Cubs:
Colin Connolly
Media Relations Manager
colinc@iowacubs.com

Jacksonville Jumbo Shrimp:
Scott Kornberg
Director of Broadcasting & Media Relations
scott@jaxshrimp.com

Lehigh Valley IronPigs:
Sam Jellinek
Media Relations Manager/ Broadcaster
sjellinek@ironpigsbaseball.com

Louisville Bats:
Conor Mullaney
Public Relations Manager
cmullaney@batsbaseball.com

Memphis Redbirds:
Sarah Jent
Integrated Marketing Coordinator/ Media Relations
sjent@memphisredbirds.com

Nashville Sounds:
Collin Perry
Communications Manager
collinp@nashvillesounds.com

Norfolk Tides:
John Stanley
Director of Communications
jstanley@norfolktides.com

Omaha Storm Chasers
Nicholas Badders
Media Relations Manager/ Broadcaster
nicholasb@omahastormchasers.com

Rochester Red Wings:
Morrie Silver
Director of Communications
msilver@redwingsbaseball.com

Scranton/Wilkes-Barre RailRiders:
Emily Messina
Media Relations Assistant
emessina@swrailriders.com

St. Paul Saints
Sean Aronson
Vice President/ Director of Broadcasting & Media Relations
saronson@saintsbaseball.com

Syracuse Mets:
Michael Tricarico
Director of Media Relations
mtricarico@syracusemets.com

Toledo Mud Hens:
Matt Melzak
Communications & Media
mmelzak@mudhens.com

Worcester Red Sox:
Bill Wanless
Senior Vice President, Communications
bwanless@woosox.com



2023 RAILRIDERS FIELD STAFF



RAILRIDERS FIELD STAFF



MANAGER

SHELLEY DUNCAN

BATS: RIGHT

THROWS: RIGHT

HEIGHT: 6'5"

WEIGHT: 215 LBS

Born: September 29, 1979

Resides: Tucson, AZ

Years with NYY: First as a Manager
Nine as a Player

Did You Know?

Duncan hit 25 home runs during the 2007 season to break the single-season franchise record, which had been held by Wendell Magee since 1998.

Shelley Duncan will manage the New York Yankees Triple-A affiliate Scranton/Wilkes-Barre RailRiders in 2023. Duncan re-joins the organization that drafted him and will lead the franchise that he won the International League MVP Award with in 2009.

"We are extremely excited to bring Shelley Duncan back to the organization where he began his professional journey - and specifically back to Scranton/Wilkes-Barre where he had tremendous success and was part of the 2008 International League Championship club," said Kevin Reese, the Director of Player Development for the New York Yankees. "Shelley's knowledge as well as his experiences growing up in the game, as a player and as a coach will serve our players well."



Duncan was drafted by the Yankees in 2001; a second-round selection out of the University of Arizona. He reached Triple-A with Columbus in 2006 and spent portions of three seasons in an SWB Yankees uniform. Duncan appeared in 272 games for Scranton/Wilkes-Barre between 2007 and 2009. In '09, he hit .277 with 30 home runs and 99 runs batted in over 123 games, garnering the nod for IL MVP. His Major League career spanned 330 games for the Yankees, Cleveland and Tampa Bay over seven years.

"It means the world to me to return to the New York Yankees," Duncan said. "The way I was taught the game of baseball at the professional level is the Yankee way. The values that have been instilled in me on how to play the game were established pretty much day one after I got drafted. Everywhere I have gone since my time with New York, I have taken those values and details on what makes a winning baseball player with me. I let them shape who I was as a player or who I am as a manager. To be able to come back to the organization is extremely special. Not only do I feel nostalgic about it, but it gives me a good feeling inside to go back to a place that matches all of those values that make me who I am as a baseball person."

"In the years since I left, the Yankees have evolved at a completely different level than any other team in baseball," Duncan added. "In an era where we are being inundated with tons of data and information. Where technology is taking over the game with cameras all over the ballpark, being able to measure absolutely everything on the field, the Yankees are leading all of baseball in this evolution. This is something I'm so excited to be a part of; to learn things and see things I haven't seen before from an organization that is leading the way in innovation."

Duncan managed in the Arizona Diamondbacks system between 2015 and 2018, leading teams in Hillsboro, Visalia and Jackson. He led the Hops to the Northwest League title in 2015 and the Generals to the Southern League crown in 2018. Duncan's managerial record stands at 231-199 over four seasons. Since leaving the Diamondbacks organization, he has served as the Toronto Blue Jays Major League Field Coordinator and as an Analytics Coordinator for the Chicago White Sox.

SHELLEY DUNCAN - MINOR LEAGUE MANAGERIAL RECORD

YEAR	TEAM	LEAGUE	RECORD	FINISH	ORGANIZATION	PLAYOFFS
2015	Hillsboro Hops	Northwest League	45-31	1 st South Division	Arizona	League Champions
2016	Hillsboro Hops	Northwest League	42-333	2 nd McNamara Division	Arizona	Lost in 1 st round
2017	Visalia Rawhide	California League	69-71	3 rd North Division	Arizona	---
2018	Jackson Generals	Southern League	75-64	2 nd North Division	Arizona	League Champions
MLB CAREER (4 Years)			231-199 (.537)			11-7 (.611)

SWB MANAGERIAL HISTORY

YEAR	MANAGER	RECORD
1989	Bill Dancy	64-79 (.448)
1990	Bill Dancy	68-78 (.466)
1991	Bill Dancy	65-78 (.455)
	Dancy Totals	197-235 (.456)
1992	Lee Elia	84-58 (.592)
	Playoffs	5-4 (.556)
	Elia Totals	84-58 (.592)
1993	George Culver	62-80 (.437)
	Culver Totals	62-80 (.437)
1994	Mike Quade	62-80 (.437)
1995	Mike Quade	70-72 (.493)
	Quade Totals	132-152 (.465)
1996	Butch Hobson	13-14 (.481)
	Hobson Totals	13-14 (.481)
	Ramon Aviles	57-58 (.496)
	Aviles Totals	57-58 (.496)
1997	Marc Bombard	66-76 (.465)
1998	Marc Bombard	67-75 (.472)
1999	Marc Bombard	78-66 (.542)
	Playoffs	2-3 (.400)
2000	Marc Bombard	85-60 (.586)
	Playoffs	5-4 (.556)
2001	Marc Bombard*	45-33 (.577)
	Bill Dancy	1-2 (.333)
	Don Long	9-11 (.450)
	Mick Billmeyer	1-0 (1.000)
	Milt Thompson	1-0 (1.000)
	Ruben Amaro Sr.	1-0 (1.000)
	Jerry Martin	20-18 (.526)
	Playoffs	3-3 (.500)
2002	Marc Bombard	91-53 (.632)
	Playoffs	0-3 (.000)
2003	Marc Bombard	73-70 (.510)
2004	Marc Bombard	69-73 (.486)
	Bombard Totals	574-502 (.533)
	Playoffs	10-13 (.435)

YEAR	MANAGER	RECORD
2005	Gene Lamont	69-75 (.479)
	Lamont Totals	69-75 (.479)
2006	John Russell	84-58 (.592)
	Playoffs	1-3 (.250)
	Russell Totals	84-58 (.592)
2007	Dave Miley	84-59 (.587)
	Playoffs	1-3 (.250)
2008	Dave Miley	88-56 (.611)
	Playoffs	6-2 (.750)
2009	Dave Miley	81-60 (.574)
	Playoffs	3-4 (.429)
2010	Dave Miley	87-56 (.608)
	Playoffs	1-3 (.250)
2011	Dave Miley	73-69 (.514)
2012	Dave Miley	84-60 (.583)
	Playoffs	1-3 (.250)
2013	Dave Miley	68-76 (.472)
2014	Dave Miley	68-76 (.472)
2015	Dave Miley	81-63 (.563)
	Playoffs	0-3 (.000)
	Miley Totals	714-572 (.555)
	Playoffs	12-18 (.400)
2016	Al Pedrique	91-52 (.636)
	Playoffs	7-1 (.875)
2017	Al Pedrique	86-55 (.610)
	Playoffs	4-4 (.500)
	Pedrique Totals	177-107 (.623)
	Playoffs	11-5 (.688)
2018	Bobby Mitchell	73-65 (.529)
	Playoffs	5-4 (.556)
	Mitchell Totals	73-65 (.529)
2019	Jay Bell	76-65 (.539)
	Playoffs	0-3 (.000)
	Bell Totals	76-65 (.539)
2020	No Season	
2021	Doug Davis	75-52 (.591)
2022	Doug Davis	83-67 (.553)
	Davis Totals	158-119 (.570)



Bloomburg native Doug Davis managed the RailRiders for two seasons, compiling a 158-119 record.

RAILRIDERS FIELD STAFF



HITTING COACH

TREVOR AMICONE

Born: April 13, 1987
Resides: South Weber, Utah

Years with NYY: Three

Did You Know?

Amicone was the broadcaster for the Orem Owlz in 2010-11 and 2013-14.

Amicone returns to the role he held in 2022 with Scranton/Wilkes-Barre. The RailRiders hit .249 last season with 173 home runs, though the club had the second-best batting average and fourth-best on-base percentage over the final 95 games of the 150-game slate. Amicone joined the Yankees organization in 2020 and spent 2021 with New York's Dominican Summer League team. The Sandy, Utah native has served as an assistant coach and camp coordinator for the Dixie State baseball program as well as the head baseball coach at Woods Cross High School in Utah. He has also worked privately with hitters at the professional, college, high school and youth levels. His father, Marc, is the General Manager of the Salt Lake Bees in the Pacific Coast League



PITCHING COACH

GRAHAM JOHNSON

Born: April 22, 1985
Resides: Bradenton, FL

Years with NYY: One

Did You Know?

While at Morehead State, Johnson oversaw the field maintenance program and academic development for the baseball team

Johnson served as the RailRiders Pitching Coach in 2022, providing tutelage to a staff that finished with an International League-best 3.89 ERA and the third-most strikeouts. He spent several seasons in the Houston Astros organization as a pitching coach in the lower levels of Minor League Baseball before joining the Yankees farm system last year. Johnson played at Culver-Stockton College in Canton, MO, before becoming a graduate assistant at Lindenwood University, completing his Master's of Education with an emphasis in strength and conditioning degree in 2010.



COACH

JOSÉ JAVIER

Born: January 16, 1992
Resides: Puerto Plata, D.R.

Years with NYY: Six as a Player
Six as a Coach

Did You Know?

Javier was a second baseman during his playing days within the Yankees organization, appearing in 188 games at second.

Javier joins the RailRiders staff in 2023 and will serve as the Defensive Coach for Scranton/Wilkes-Barre. He was initially signed by New York as a non-drafted free agent in 2010 and played six seasons in the Yankees' minor league system. 2023 will be Javier's seventh season as a coach in the organization, having spent time at each level, including serving as the Defensive Coach for the Hudson Valley Renegades last year

RAILRIDERS FIELD STAFF



ATHLETIC TRAINER

JIMMY DOWNAM

Born: January 29, 1987

Resides: Tampa, FL

Years with NYY: Ten

Did You Know?

Downam attended Liberty University, where he received his B.S. in Athletic Training in 2009 and a M.S. in Sports Administration.

Downam enters his eleventh season with the Yankees as an Athletic Trainer and his second with Scranton/Wilkes-Barre. He joined the Yankees in 2013 as the trainer for Staten Island and also spent three seasons with Charleston from 2014 through 2016. Downam had been New York's trainer for their Double-A club each of the five seasons prior to getting promoted to Triple-A in 2022.



ASSISTANT ATHLETIC TRAINER

BRANDON RODRÍGUEZ

Born: January 11, 1995

Resides: Ponce, Puerto Rico

Years with NYY: One

Did You Know?

Rodríguez earned his bachelor's and master's degrees in Athletic Training from East Stroudsburg University.

Rodríguez is in his second season with the New York Yankees organization, having served as the athletic trainer for the Tampa Tarpons in 2022. Prior to joining the Yankees, he served as the interim Latin American medical coordinator for the Baltimore Orioles in 2021 and was slated to be a trainer for the DSL Orioles in 2020.



STRENGTH & CONDITIONING

RYAN WILLIAMS

Born: October 27, 1995

Resides: Tampa, FL

Years with NYY: Three

Did You Know?

Williams served as a strength & conditioning coach at Cressey Sports Performance before joining the Yankees organization.

Williams has spent the last two seasons with the Somerset Patriots as their Strength & Conditioning Coach. He is a 2019 graduate of Limestone University and interned at both the University of South Carolina Upstate and Campbell University.

General Information

2023 Field Staff

2023 RailRiders

International League

2022 Review

All-Time Roster & Stats

SWB Records

Additional Information

2023 RAILRIDERS PLAYERS



2023 SWB RAILRIDERS

JESÚS BASTIDAS | INF



R/R | 5'8" | 175 LBS | Opening Day Age: 24 |

Barquisimeto, Venezuela |

Non-Drafted Free Agent, 7/02/2015 | MLB Service: 0.000 |

2022 HITTING STATISTICS

TERM	G	AVG	H	R	2B	3B	HR	RBI	SB	CS
Somerset Patriots	111	.240	95	56	18	1	18	55	11	7
MLB CAREER (6 Years)	341	.237	279	183	43	3	29	143	36	22

2022: Spent the entire season with Double-A Somerset, hitting .240 (95-for-396) with 56R, 18 doubles, 1 triple, 18HR, 55RBI, 38BB and 11SB in 111 games...hit .294 (5-for-17) with 4R, 4RBI and 1BB in five postseason games for the Patriots...following the season, was named the 2022 Rawlings Gold Glove Award recipient at second base in Minor League Baseball...

2021: Split the season between Single-A Tampa and Double-A Somerset, hitting .249 (44-for-177) with 42R, 6 doubles, 9HR, 34RBI, 26BB and 8SB in 67 combined games...began the season with Tampa, hitting .218 (19-for-87) with 20R, 4HR, 18RBI and 12BB in 38 games before being promoted to Somerset on 7/16, where he hit .278 (25-for-90) with 22R, 6 doubles, 5HR, 16RBI, 14BB and 3SB in 29 games for the Patriots...

2019: Only played in 10 combined games between Rookie-level Pulaski, Rookie-level GCL Yankees West and short-season Single-A Staten Island after missing the majority of the season due to injury...

PERSONAL: Full name is Jesús Roberto Bastidas.

JAKE BAUERS | OF/INF



L/L | 6'1" | 195 LBS | Opening Day Age: 27 |

Newport Beach, California | Marina, Huntington Beach, CA |

MLB Free Agent, 12/09/2022 | MLB Service: 2.100 |

2022 HITTING STATISTICS

TERM	G	AVG	H	R	2B	3B	HR	RBI	SB	CS
Louisville Bats	29	.135	13	7	4	0	3	12	4	2
SWB RailRiders	32	.226	24	14	2	1	5	16	4	1
MLB CAREER (3 Years)	328	.213	208	121	45	3	27	110	15	10
MLB CAREER (8 Years)	691	.268	672	373	144	10	63	28	71	32

2022: Began season with Cincinnati Reds organization...Hit 7-Day IL on 4/19/22 with a right oblique strain...Played 29 games in AAA with 13 hits, 7 for extra bases...Traded to NYY for cash on June 3...Played 32 games for SWB hitting .226 with 24 hits...Played corner outfield and first-base...Made 5 errors in 327 total chances...Hit 60-Day IL on August 12...

2021: Began season with Cleveland Indians where he played 43 games with 19 hits (3 doubles, 3 HRs), batted .190 in 100 at-bats... Designated for assignment on June 5 but ended up being traded to Seattle Mariners for a PTBNL (Damon Casetta-Stubbs)...In SEA played 72 games notching 40 hits...4 doubles, 2 HRs for a .220 average...13 RBIs...Stole six bases...Played corner outfield positions and mainly first base...Eleged free agency and was signed by the Reds in December...

2020: Spent season at the Alternate Training Site...

2019: Played 117 games for the Cleveland Indians...recorded 84 hits for a .226 average...16 doubles, 12 homers...Six stolen bases... Majority of games in left field and first base...Optioned to AAA on Aug. 1st and recalled on August 31st...

PERSONAL: Full name Jakob Christopher Bauers...Wife, Lauren (Carr)...Selected by the Padres in the seventh round of the 2013 June draft ...Originally signed a letter of intent to play baseball at the University of Hawaii...Attended the MLB Rookie Career Development Program in Washington D.C. in 2018.

2023 SWB RAILRIDERS

CLAYTON BEETER | RHP



R/R | 6'2" | 220 LBS | Opening Day Age: 24 |

Fort Worth, Texas | Texas Tech University |

Traded from LAD to NYY on 8/02/22 | MLB Service: 0.000 |

2022 PITCHING STATISTICS

TEAM	W-L	ERA	G/GS	SV	IP	H	K	BB	BAA	WHIP
Tulsa Drillers	0-3	5.75	18/16	0	52.1	48	88	35	.235	1.61
Somerset Patriots	0-0	2.13	7/7	0	25.1	16	41	11	.176	1.07
MiLB CAREER (2 Years)	0-9	4.11	53/50	0	129.1	102	207	68	.213	1.31

2023 Preseason Prospect Rankings: *Baseball America* - NYY No. 22; *MLB Pipeline* - NYY No. 15; *Fangraphs* - NYY No. 17

2022: In 25 combined appearances (23 starts) with Double-A Tulsa and Double-A Somerset, finished 0-3 with a 4.56 ERA (77.0IP, 64H, 43R/39ER, 46BB, 129K, 11HR)...began the season in the Dodgers organization with Double-A Tulsa, going 0-3 with a 5.75 ERA (51.2IP, 48H, 37R/33ER, 35BB, 88K, 10HR) in 18 games (16 starts)...allowed 4H-or-fewer in eight consecutive starts from 4/9-5/26 to begin the season, recording 46K over that span...did not surrender a run in three consecutive starts from 6/11-23 (9.0IP, 6H, 6BB, 14K)...was traded to the Yankees from the Los Angeles Dodgers in exchange for OF Joey Gallo on 8/2...spent the remainder of the season with Somerset, posting a 2.13 ERA (25.1IP, 16H, 6ER, 11BB, 41K, 1HR) in seven starts...made his Yankees organization debut on 8/10 vs. Hartford with Double-A Somerset, tossing three scoreless innings (0H, 1BB, 6K)...finished the month of August with a 0.77 ERA over four starts (11.2IP, 3H, 1ER, 5BB, 20K, 1HR)...recorded a career-high 9K in back-to-back starts from 8/27-9/3...

2021: In his first professional season, went 0-6 with a 3.44 ERA (52.1IP, 38H, 24R/20ER, 22BB, 78K, 5HR) in 28 combined appearances (27 starts) with High-A Great Lakes and Double-A Tulsa...made his professional debut with High-A Great Lakes, going 0-4 with a 3.13 ERA (37.1IP, 28H, 16R/13ER, 15BB, 55K, 3HR, 2HP) in 23 appearances (22 starts)...was later promoted to Double-A Tulsa on 8/20 and finished 0-2 with a 4.20 ERA in five starts (15.0IP, 10H, 8R/7ER, 7BB, 23K, 2HR)...was named an Org All-Star by MiLB.com...following the season, was lauded by *Baseball America* as having the "Best Curveball" in the Dodgers system...

PERSONAL: Pitched two seasons (2019-20) at Texas Tech University, with the 2020 campaign being shortened due to COVID-19...transitioned from the closer role, which he held in 2019, to the Friday night starter for the Red Raiders in 2020...was ranked the No. 58 prospect in the 2020 Draft by *Baseball America*... Was originally selected by Los Angeles-NL in the second round of the 2020 First-Year Player Draft.

CHAD BELL | INF



L/R | 6'3" | 220 LBS | Opening Day Age: 26 |

Fort Collins, Colorado | University of Louisiana-Monroe |

19th Round, 2019 MLB Draft | MLB Service: 0.000 |

2022 HITTING STATISTICS

TEAM	G	AVG	H	R	2B	3B	HR	RBI	SB	CS
Somerset Patriots	71	.249	62	37	8	0	14	40	0	3
SWB RailRiders	22	.197	13	7	3	0	1	4	0	0
MiLB CAREER (8 Years)	246	.241	206	126	26	4	45	141	4	4

2022: Combined with Double-A Somerset and Triple-A Scranton/Wilkes-Barre to bat .238 (75-for-315) with 44R, 11 doubles, 15HR, 44RBI and 39BB in 93 games...began the season with Somerset, hitting .249 (62-for-249) with 37R, 8 doubles, 14HR, 40RBI and 29BB/11BB in 71 games...was promoted to Triple-A Scranton/Wilkes-Barre on 8/9...hit .197 (13-for-66) with 7R, 3 doubles, 1HR, 4RBI and 10BB in 22 games with Scranton/Wilkes-Barre...

2021: Combined with Low-A Tampa, High-A Hudson Valley and Double-A Somerset to hit .239 (83-for-348) with 54R, 10 doubles, 4 triples, 21HR, 56RBI and 47BB...his 21HR were the fifth-most among Yankees minor leaguers...

2019: Finished fifth in the Appalachian League with 9HR and sixth with 41RBI with Rookie-level Pulaski... was named App. League "Player of the Week" for 7/8-14 after hitting .429 (9-for-21) with 4R, 1 double, 3HR, 12RBI and 2BB in 6G...

PERSONAL: Played three seasons at Louisiana-Monroe (2017-19)... as a senior in 2019, was named to the All-Central Region First Team by the ABCA/Rawlings and set a school record with a Sun Belt-high 21HR... transferred after spending his freshman year at Western Nevada College (2016)... graduated from Rocky Mountain (Colo.) H.S. in 2015.

2023 SWB RAILRIDERS

DANIEL BIES | RHP



R/R | 6'8" | 245 LBS | Opening Day Age: 26 |

Redmond, Washington | Gonzaga University |

7th Round, 2018 MLB Draft | MLB Service: 0.000 |

2022 PITCHING STATISTICS

TERM	W-L	ERA	G/GS	SV	IP	H	K	BB	BAB	WHIP
Did Not Play										

MLB CAREER (2 Years)	5-5	3.32	36/11	5	122.0	108	148	40	.234	1.21
----------------------	-----	------	-------	---	-------	-----	-----	----	------	------

2021: Placed on the 60-day injured list for the entirety of the season

2019: Following the season, played for Surprise in the Arizona Fall League and went 0-1 with a 3.97 ERA (11.1IP, 14H, 6R/5ER, 2BB, 14K) in 10 appearances

PERSONAL: Pitched three seasons (2016-18) at Gonzaga University (Wash.), going 12-7 with three complete games, one save and a 3.34 ERA (164.1IP, 153H, 67R/61ER, 59BB, 165K) in 35 games (25 starts)... is a 2014 graduate of Redmond (Wash.) H.S., where he also played basketball and golf.

MATT BOWMAN | RHP



R/R | 6'0" | 190 LBS | Opening Day Age: 31 |

Chevy Chase, Maryland | Princeton University |

MiLB Free Agent, 12/14/2020 | MLB Service: 4.021 |

2022 PITCHING STATISTICS

TERM	W-L	ERA	G/GS	SV	IP	H	K	BB	BAB	WHIP
Did Not Play										
MLB CAREER (4 Years)	7-13	4.02	183/0	2	181.1	167	149	62	.241	1.26
MLB CAREER (6 Years)	30-32	3.74	132/71	8	493.0	512	412	150	.267	1.34

2020: Did not pitch...underwent "Tommy John" surgery on his right elbow on 9/16...

2019: Made 27 relief appearances during four stints with the Reds, going 2-0 with a 3.66 ERA (32.0IP, 13ER)...posted a 4.58 ERA (19.2IP, 10ER) in 18 relief appearances from 5/24-7/19...following a 9/1 promotion did not allow an earned run in eight appearances (10.2IP, 3H, 1R, 4BB, 8K)...posted a 1.26 ERA (28.2IP, 4ER) in his other 24 appearances...appeared in both games of a doubleheader on 5/27 vs. Pittsburgh, becoming the first Reds pitcher to do so since Bill Bray on 6/22/11 vs. the Yankees...

2018: Went 0-2 with a 6.26 ERA (23.0IP, 16ER) in 22 relief appearances with St. Louis...stranded 12 of 14 inherited base runners (86%), the best percentage of any Cardinals reliever...on 8/27, had season-ending surgery to alleviate Raynaud's Phenomenon, which caused blockages in arteries that were inhibiting blood flow to his right hand and led to three stints on the disabled list...missed 40 games during two stints on the Cardinals' disabled list with blisters on the fingers of his right hand (5/17-6/14 and 6/19-7/4)...beginning 8/14 finished the season on Memphis' disabled list with blisters on the fingers of his right hand, before undergoing surgery...

PERSONAL: Played baseball and soccer at St. Albans High School in the Washington, D.C. suburb of Chevy Chase, Md....led his baseball team to three Interstate Athletic Conference championships and was an all-conference sweeper in soccer...majored in economics at Princeton University, where he pitched and played SS.

2023 SWB RAILRIDERS

SEAN BOYLE | RHP



R/R | 6'1" | 205 LBS | Opening Day Age: 26 |

Selden, New York | Dallas Baptist University |

25th Round, 2018 MLB Draft | MLB Service: 0.000 |

2022 PITCHING STATISTICS

TERM	W-L	ERA	G/GS	SV	IP	H	K	BB	BAA	WHIP
Somerset Patriots	8-4	3.75	19/19	0	108.0	91	117	20	.226	1.03
SWB RailRiders	5-1	3.61	9/8	0	47.1	47	43	14	.261	1.29
MLB CAREER (4 Years)	24-9	3.14	81/37	3	295.1	244	321	65	.223	1.05

2023 Preseason Prospect Rankings: *MLB Pipeline* - NYY No. 29; *Fangraphs* - NYY No. 16

2022: Pitched with Double-A Somerset and Triple-A Scranton/Wilkes-Barre, going 13-5 with a 3.71 ERA (155.1IP, 138H, 71R/64ER, 34BB, 160K, 25HR) in 28 games (27 starts)...led Yankees farmhands in wins, strikeouts, games started and innings pitched...tossed at least 6.0IP in each of his final 10 starts with Somerset, going 6-1 with a 1.68 ERA (64.1IP, 42H, 13R/12ER, 12BB, 62K, 5HR) in that span...allowed 3R-or-fewer in each of those starts...was named the Eastern League "Pitcher of the Month" for July after going 3-0 with a 0.82 ERA (33.0IP, 3ER, 3BB, 35K, 1HR, 1HP) in five starts...was promoted to Triple-A Scranton/Wilkes-Barre on 8/9...allowed 3R-or-fewer in seven of his last eight outings of the season, going 5-0 with a 2.66 ERA (44.0IP, 39H, 13ER, 11BB, 40K, 8HR) in that span...

2021: Combined with Low-A Tampa, High-A Hudson Valley, Double-A Somerset and Triple-A Scranton/Wilkes-Barre to go 8-3 with one save and a 1.99 ERA (86.0IP, 64H, 32R/19ER, 22BB, 98K, 4HR) in 27 games (10 starts)...was named the Triple-A East "Pitcher of the Week" for 8/16-22 after tossing a no-hitter on 8/19-G2 at Worcester (7.0IP, 1BB, 6K, 1HP) with Scranton/Wilkes-Barre...was also part of a combined no-hitter with High-A Hudson Valley on 7/10-G2 vs. Brooklyn (GS, 4.0IP, 3BB, 3K)...

PERSONAL: Pitched two seasons (2017-18) at Dallas Baptist University (Tex.) after two (2015-16) at Suffolk County Community College (N.Y.)... in 31 games (three starts) with DBU, went 1-1 with a 4.70 ERA (44.0IP, 53H, 31R/23ER, 14BB, 51K, 4HR)... is a 2014 graduate of Newfield H.S. in Selden, N.Y.

JOSH BREAUX | C



R/R | 6'1" | 220 LBS | Opening Day Age: 25 |

Houston, Texas | McLennan Community College |

2nd Round, 2018 MLB Draft | MLB Service: 0.000 |

2022 HITTING STATISTICS

TERM	G	AVG	H	R	2B	3B	HR	RBI	SB	CS
Somerset Patriots	53	.204	43	24	10	0	13	29	1	0
SWB RailRiders	41	.239	38	20	4	2	6	21	1	0
MLB CAREER (4 Years)	265	.244	251	126	53	2	55	175	3	0

2022: Combined with Double-A Somerset and Triple-A Scranton/Wilkes-Barre to hit .219/.283/.422 (81-for-370) with 44R, 14 doubles, 2 triples, 19HR, 50RBI, 31BB/1BB and 2SB in 94 games...his 19HR were tied for the fifth-most among Yankee minor leaguers...began the season with Somerset, batting .204 (43-for-211) with 24R, 10 doubles, 13HR, 29RBI, 19BB and 1SB in 53 games...was promoted to Scranton/Wilkes-Barre on 7/2 and hit .239/.297/.403 (38-for-159) with 20R, 4 doubles, 2 triples, 6HR, 21RBI, 12BB and 1SB in 41 games for the RailRiders...

2021: Combined with High-A Hudson Valley and Double-A Somerset to hit .249/.298/.503 (87-for-350) with 48R, 20 doubles, 23HR, 63RBI and 26BB in 90 games...his 23HR were fourth-most in the Yankees organization...led Hudson Valley with 17HR...hit safely in 19-of-20 games from 6/19-7/16, batting .390 (30-for-77) with 17R, 6 doubles, 9HR, 19RBI and 9BB over that span...went 3-for-3 with a minor league career-high 3HR and 5RBI on 7/10-G2 vs. Brooklyn with Hudson Valley...was named the High-A East "Player of the Week" for 7/5-11 after batting .526 (10-for-19) with 5HR and 8RBI in five games...

2019: Was named a South Atlantic League Mid-Season All-Star and hit .271 (54-for-199) with 28R, 10 doubles, 13HR and 49RBI in 51 games with Single-A Charleston...

PERSONAL: Played two seasons (2017-18) at McLennan Community College (Tex.), where he hit .403 (155-for-385) with 121R, 32 doubles, 5 triples, 37HR and 151RBI in 115 games...played for Falmouth in the Cape Cod League and earned the 2017 Silva Sportsmanship Award...was ranked by Baseball America as the No. 88 prospect in the 2018 Draft...had committed to play his junior season at the University of Arkansas... is a 2016 graduate of Tomball (Tex.) H.S....was selected by Houston in the 36th round of the 2017 Draft but did not sign.

2023 SWB RAILRIDERS

JHONY BRITO | RHP



R/R | 6'2" | 210 LBS | Opening Day Age: 25 |

Puerto Plata, Dominican Republic |

Non-Drafted Free Agent, 11/09/2015 | MLB Service: 0.000 |

2022 PITCHING STATISTICS

TERM	W-L	ERA	G/GS	SV	IP	H	K	BB	BAA	WHIP
Somerset Patriots	5-2	2.36	8/8	0	42.0	36	38	11	.232	1.12
SWB RailRiders	6-2	3.31	18/15	0	70.2	59	53	24	.229	1.17
MLB CAREER (5 Years)	26-21	3.71	86/70	2	392.2	375	344	81	.250	1.16

2023 Preseason Prospect Rankings: *Baseball America* - NYY No. 30; *MLB Pipeline* - NYY No. 27; *Fangraphs* - NYY No. 15

2022: Split the season with Double-A Somerset and Triple-A Scranton/Wilkes-Barre, combining to go 11-4 with a 2.96 ERA (112.2IP, 95H, 40R/37ER, 35BB, 91K, 9HR) in 26 games (23 starts)...Among Yankees farmhands, ranked second in wins, fifth in starts and sixth in innings pitched...Began the season with Double-A Somerset, going 5-2 with a 2.36 ERA (42.0IP, 36H, 14R/11ER, 11BB, 38K, 4HR) in eight starts...Was promoted to Triple-A Scranton/Wilkes-Barre on 6/1 and went 6-2 with a 3.31 ERA (70.2IP, 59H, 26R/ER, 24BB, 53K, 5HR) in 18 games (15 starts)...Following the season, was named by Baseball America as having the "Best Control" among Yankees minor leaguers. 4 Was added to the 40-man roster on 11/10...Also played for the Toros del Este in the Dominican Winter League, going 2-0 with a 3.52 ERA (7.2IP, 7H, 3R/ER, 0BB, 10K, 0HR) in four relief appearances...

2021: Combined to go 7-7 with a 3.55 ERA (116.2IP, 109H, 59R/46ER, 21BB, 118K, 10HR) in 22 starts with High-A Hudson Valley and Double-A Somerset...Began the season with High-A Hudson Valley, going 4-4 with a 2.57 ERA (70.0IP, 59H, 31R/20ER, 12BB, 73K, 2HR) in 14 starts...was named the High-A East "Pitcher of the Week" for 7/19-25 after tossing 6.0 scoreless innings and earning the win in his start on 7/21 at Aberdeen with Hudson Valley (3H, 1BB, 10K)...Was promoted to Double-A Somerset on 8/1 and went 3-3 with a 5.01 ERA (46.2IP, 50H, 28R/26ER, 9BB, 45K, 8HR) in 8GS. 4 Following the season, was named by Baseball America as having the "Best Control" among Yankees minor leaguers...

PERSONAL: Full name is Jhony Rafael Brito Feliz.

MAX BURT | INF



R/R | 6'2" | 185 LBS | Opening Day Age: 26 |

North Andover, MA | Northeastern University |

28th Round, 2018 MLB Draft | MLB Service: 0.000 |

2022 HITTING STATISTICS

TERM	G	AVG	H	R	2B	3B	HR	RBI	SB	CS
Somerset Patriots	85	.205	55	40	12	0	11	32	19	2
MLB CAREER (4 Years)	338	.231	256	154	49	4	26	126	35	9

2022: Spent the entire season with Double-A Somerset, batting .205 (55-for-268) with 40R, 12 doubles, 11HR, 32RBI, 18BB and 19SB in 85 games...

2021: Split time between three levels, including 26 games for Scranton/Wilkes-Barre... Spent the bulk of his season with Double-A Somerset, where he hit .241 over 49 games with 5HR and 41RBI... Made Triple-A debut on 8/10 against Lehigh Valley... Hit his first Triple-A home run the next day against the IronPigs... Batted .187 over 36 games with the RailRiders...

PERSONAL: Played four seasons (2015-18) at Northeastern (Mass.) and hit .260 (214-for-824) with 130R, 44 doubles, 12HR, 109RBI and 33SB in 224 games... graduated with Northeastern's school record in games played, starting all of the Huskies' 224 games in his four years... was named Colonial Athletic Association Defender of the Year as a junior in 2017... is a 2014 graduate of St. John's Prep (Mass.), where he also played basketball and golf.

2023 SWB RAILRIDERS

OSWALDO CABRERA | INF/OF



S/R | 6'0" | 200 LBS | Opening Day Age: 24 |

Guarenas, Venezuela |

Non-Drafted Free Agent, 07/02/2015 | MLB Service: 0.050 |

2022 HITTING STATISTICS

TEAM	G	AVG	H	R	2B	3B	HR	RBI	SB	CS
SWB RailRiders	47	.262	48	0	12	3	8	29	10	3
Tampa Tarpons	4	.364	4	1	1	0	1	2	3	1
FCL Yankees	1	.333	1	1	0	0	0	1	0	0
New York Yankees	44	.247	38	21	8	1	6	19	3	2
MLB CAREER (1 Year)	44	.247	38	21	8	1	6	19	3	2
MLB CAREER (6 Years)	580	.263	579	288	126	11	60	303	63	30

2022: Saw his first Major League action with the Yankees, batting .247 (38-for-154) with 21R, 8 doubles, 1 triple, 6HR, 19RBI, 15BB, 1SF and 3SB in 44 games...Recorded seven outfield assists in just 34 games...his seven outfield assists were tied with Aaron Judge for the team lead...prior to his Major League debut, had played just four professional games in the outfield...Began the year with Triple-A Scranton/Wilkes-Barre, hitting .262/.340/.492 (48-for-183) with 29R, 12 doubles, 3 triples, 8HR, 29RBI, 19BB and 10SB in 47 games...appeared defensively at 2B (21G), SS (15G), 3B (6G), RF (2G) and LF (1G)...Batted .304/.389/.595 (24-for-79) with 17R, 5 doubles, 6HR, 15RBI, 11BB and 3SB over his final 23 games of the season (since 9/10)...his .595 SLG and .984 OPS were both the eighth-highest in the AL over that stretch...Started eight of the Yankees' nine postseason games...

2021: Combined with Double-A Somerset and Triple-A Scranton/Wilkes-Barre to hit .272/.330/.533 (127-for-467) with 72R, 31 doubles, 2 triples, 29HR, 89RBI, 41BB and 21SB in 118 games...made 50 starts at 2B, 35 starts at 3B and 23 starts at SS...Led all Yankees minor leaguers in RBI and total bases (249), ranked second in hits, doubles, home runs, extra-base hits (62), and slugging, tied for fourth in runs, tied for fifth in OPS (.863) and 10th in BA...Was the only player in the EL with 20HR and 20SB...following the season, he was named the Double-A Northeast Most Valuable Player and a Postseason All-Star...Was promoted to Triple-A Scranton/Wilkes-Barre on 9/21 and hit .500/.583/1.133 (15-for-30) with 11R, 2 doubles, 1 triple, 5HR, 5BB and 1SB...Following the season, he was tabbed by Baseball America as the Yankees' No. 8 prospect...Was added to the 40-man roster on 11/19...

PERSONAL: Full name is Oswaldo Alberto Cabrera Mabarricuna...Signed by the Yankees out of Venezuela in 2015 for \$100,000.

WILLIE CALHOUN | OF



L/R | 5'8" | 200 LBS | Opening Day Age: 28 |

Vallejo, California | Yavapai College |

Free Agent, 01/12/23 | MLB Service: 3.066 |

2022 HITTING STATISTICS

TEAM	G	AVG	H	R	2B	3B	HR	RBI	SB	CS
Texas Rangers	18	.136	6	7	3	0	1	2	0	0
Round Rock Express	21	.217	18	18	1	0	5	20	0	0
Sacramento River Cats	42	.291	43	24	9	0	5	23	1	0
San Francisco Giants	4	.125	1	0	0	0	0	1	0	0
MLB CAREER (6 Years)	257	.240	205	98	34	5	32	104	0	2
MLB CAREER (7 Years)	552	.286	599	339	127	8	97	352	11	4

2022: Began the season with the Rangers, hitting .136 (6-for-44) with 7R, 3 doubles, 1HR, 2RBI and 8BB in 18 games...was optioned to Triple-A Round Rock on 5/2 and hit .217 (18-for-83) with 18R, 1 double, 5HR, 20RBI and 6BB in 21 games...was acquired by the San Francisco Giants in exchange for OF Steven Duggar on 6/23...in 42 games with Triple-A Sacramento, hit .291 (43-for-148) with 24R, 9 doubles, 5HR, 23RBI and 19BB...played in four games with the Giants (1-for-8, 1RBI, 1BB)...was designated for assignment on 9/18...

2021: Was limited to 75 games with the Rangers, hitting .250 (65-for-260) with 26R, 10 doubles, 3 triples, 6HR, 25RBI and 21BB...was on the 10-day injured list from 4/1-16 with a left groin strain...was placed on the 10-day injured list on 6/27 and transferred to the 60-day injured list on 8/5-9/15 with a left ulna bone fracture...played in two rehab games with Triple-A Round Rock (1R, 1BB)...hit both of the Rangers' leadoff home runs (5/13 at HOU and 10/2 vs. CLE)...

2020: Limited to 29 games after being diagnosed with a jaw fracture during the original spring training and underwent surgery on 3/9 performed by reconstruction surgery specialist Dr. Steven Wiener...was limited at the end of Summer Camp with a Grade 1 muscle strain in his right hip flexor sustained during 7/13 intrasquad game...

PERSONAL: Full name is Willie Shawn Lamont Calhoun...nickname is June...father, Willie Sr., is a corrections officer at San Quentin State Prison in California...graduated from Benicia (Calif.) High School...was selected by Tampa Bay in the 17th round of the 2013 First-Year Player Draft, but did not sign...attended the University of Arizona before transferring to Yavapai College (Ariz.)...played one season for Yavapai College and led the...Was originally drafted by the Los Angeles Dodgers in the fourth round of the 2015 First-Year Player Draft...over parts of six Major League seasons with Texas (2017-22) and San Francisco (2022), has hit .240 (205-for-854) with 98R, 34 doubles, 5 triples, 32HR, 104RBI and 66BB in 257 career games.

2023 SWB RAILRIDERS

ANDRÉS CHAPARRO | INF



R/R | 6'1" | 200 LBS | Opening Day Age: 23 |

El Vigia, Venezuela |

Non-Drafted Free Agent, 07/02/2015 | MLB Service: 0.000 |

2022 HITTING STATISTICS

TERM	G	AVG	H	R	2B	3B	HR	RBI	SB	CS
Somerset Patriots	64	.289	69	36	16	0	19	52	3	0
FCL Yankees	2	.250	1	0	0	0	0	1	0	0
Tampa Tarpons	5	.412	7	4	1	0	1	2	1	0
MILB CAREER (6 Years)	385	.251	342	206	74	81	19	52	12	10

2023 Preseason Prospect Rankings: *Fangraphs* - NYY No. 34

2022: Combined to hit .296/.370/.592 (77-for-260) with 40R, 17 doubles, 20HR, 55RBI, 25BB and 4SB in 71 games with Double-A Somerset, the FCL Yankees and Single-A Tampa...his 20HR were tied for the third-most among Yankees minor leaguers...led Somerset with 19HR...in five postseason games for the Patriots, hit .300 (6-for-20) with 5R, 1 double, 1HR, 3RBI and 3BB...following the season, was selected as an Eastern League Postseason All-Star and was named an Organization All-Star by MiLB.com...

2021: Ranked fourth among Yankees minor leaguers in RBI (73) and walks (60), while ranking seventh in runs (71) and hits (96)...was named an Organization All-Star by MiLB.com...following the season, tied for second in the Arizona Fall League with eight doubles...

2019: Spent the entire season with short-season Single-A Staten Island, hitting .246 (46-for-187) with 22R, 7 doubles, 3HR, 22RBI ad 29BB in 57 games...ranked seventh among Yankees farmhands in on-base percentage (.366)...

PERSONAL: Full name is Andrés Alfonso Chaparro...Has spent parts of six minor league seasons in the Yankees organization, hitting .251 (342-for-1364) with 206R, 74 doubles, 8 triples, 52HR, 220RBI, 168BB and 12SB in 385 combined games.

JIMMY CORDERO | RHP



R/R | 6'4" | 245 LBS | Opening Day Age: 31 |

San Cristóbal, Dominican Republic |

Free Agent, 12/15/2021 | MLB Service: 2.136 |

2022 PITCHING STATISTICS

TERM	W-L	ERA	G/GS	SV	IP	H	K	BB	BAA	WHIP
SWB RailRiders	1-1	2.09	32/0	6	38.2	25	50	13	.181	0.91
MILB CAREER (3 Years)	3-5	4.55	83/0	0	83.0	82	65	32	.255	1.37
MILB CAREER (9 Years)	21-22	3.73	256/5	23	340.2	309	343	171	.240	1.41

2022: Went 1-1 with six saves and a 2.09 ERA (38.2IP, 25H, 12R/9ER, 13BB, 50K, 2HR) over 32 relief appearances with Triple-A Scranton/Wilkes-Barre...Following the season, went 0-1 with a 4.50 ERA (4.0IP, 2H, 2R/ER, 4BB, 4K, 0HR) in five relief appearances with Leones del Escogido in the Dominican Winter League...Was added to the Major League roster on 11/10...

2021: Missed the entire season with the Chicago White Sox after undergoing "Tommy John" surgery on 3/18...the procedure was performed by Dr. James Andrews in Florida...was placed on the 60-day injured list on 3/21...Was signed by the Yankees to a minor league contract on 12/15...

2020: In 30 relief appearances with Chicago-AL, went 1-2 with a 6.08 ERA (26.2IP, 33H, 21R/18ER, 9BB, 22K, 2HR)...opponents batted .300/.366/.418 (33-for-110, 2HR); LH .426/.492/.630 (23-for-54, 2HR); RH .179/.242/.214 (10-for-56, 0HR)...made his first career Opening Day roster...Allowed only 6.3 percent (1-of-16) of his inherited runners to score, the third-best percentage in the Majors...Ranked second in the Majors in appearances...Made the White Sox's AL Wild Card Series roster vs. Oakland, pitching in two games (3.2IP, 1H, 1BB, 2K)...made his postseason debut in ALWC Game 2 on 9/30 at Oakland, tossing 2.2 scoreless innings (1H, 1BB, 2K)...retired all three batters faced in ALWC Game 3 on 10/1 at Oakland...Following the season, made nine relief appearances with Leones del Escogido in the Dominican Winter League, going 0-1 with a 7.04 ERA (7.2IP, 8H, 6R/ER, 4BB, 5K, 1HR)...

PERSONAL: Full name is Jimmy Gerard Cordero...Attended Liceo Politecnico Analilian Miranda H.S. in San Cristóbal, D.R.

2023 SWB RAILRIDERS

NICK CIUFFO | C



L/R | 6'0" | 205 LBS | Opening Day Age: 28 |

Mount Pleasant, South Carolina | Lexington High School |

MiLB Free Agent, 03/06/2023 | MLB Service: 0.044 |

2022 HITTING STATISTICS

TERM	G	AVG	H	R	2B	3B	HR	RBI	SB	CS
Charlotte Knights	42	.277	39	16	4	0	5	20	0	0
MLB CAREER (3 Years)	21	.188	9	3	2	0	1	5	0	0
MLB CAREER (9 Years)	522	.248	471	193	101	4	27	211	10	7

2022: Spent the season in Charlotte playing 42 games...batted .277 with 39 hits including four doubles and five homeruns...was signed as a MiLB free agent by the Chicago White Sox and was invited to spring training on March 14, 2022...

2021: Was limited to 17 games with Class AAA Norfolk and two with Baltimore due to two stints on the minor-league injured list... Missed extended time due to a fractured right hand (5/4-6/14) and a viral infection (7/21-8/11)...His contract was selected by the Orioles on 9/24 ... started on 9/25 vs. Texas and 10/2 at Toronto...

2020: Spent the season at the Rangers Alternate Site...

PERSONAL: Full name is Nicholas Anthony Ciuffo ("Shoe-foe")... Committed to play at the University of South Carolina before signing with the Rays...Originally selected in the 1st Round, 2013 of the MLB Draft...Served as a batboy for the College of Charleston (S.C.) during his childhood ... father, Tony, was the director of media relations for the college's athletic department for 20 years... Graduated from Lexington (S.C.) High School in 2013 ... was named the South Carolina Gatorade High School Player of the Year in 2013 after Lexington won the state's Class 4A title...Played for the United States national team and won a gold medal in the 2011 World Youth Baseball Championship.

TYLER DANISH | RHP



R/R | 6'0" | 200 LBS | Opening Day Age: 28 |

Brandon, Florida | Durant, Plant City, FL |

MiLB Free Agent, 12/29/22 | MLB Service: 1.037 |

2022 PITCHING STATISTICS

TERM	W-L	ERA	G/GS	SV	IP	H	K	BB	BAA	WHIP
Boston Red Sox	3-1	5.13	32/0	0	40.1	40	32	12	.255	1.29
Worcester WooSox	0-0	5.68	6/0	0	6.1	8	9	3	.333	1.74
Portland Sea Dogs	0-0	1.93	4/0	0	4.2	4	6	5	.235	1.93
MLB CAREER (4 Years)	5-1	5.06	43/1	0	53.1	57	43	25	.274	1.54
MLB CAREER (9 Years)	32-49	4.30	192/103	1	713.1	783	517	231	.279	1.42

2022: Over five stints with the Red Sox (4/19-24, 4/25-29, 5/8-8/28, 9/2-10/1, 10/6-end of season), went 3-1 with a 5.13 ERA (40.1IP, 40H, 24R/23ER, 12BB, 32K, 7HR) in 32 relief outings...was placed on the 15-day injured list from 7/7-8/28 with a strained right forearm... appeared in 10 combined relief appearances with Double-A Portland and Triple-A Worcester, posting a 4.09 ERA (11.0IP, 5ER) and 15K...

2021: Signed with Los Angeles-AL as a minor league free agent on 5/19...went 5-3 with one save and a 3.84 ERA (70.1IP, 72H, 35R/30ER, 15BB, 79K, 2HR) in 32 combined relief outings with Double-A Rocket City and Triple-A Salt Lake...in his final eight outings (8/30-10/1), went 1-1 and posted a 3.04 ERA (23.2 IP, 8ER) with 33K...allowed one run over 7.0IP in his final three outings...

2019: Signed with the Mariners as a minor league free agent on 1/24...made six appearances (four starts) with Triple-A Tacoma, going 0-4 with a 21.26 ERA (15.2IP, 37ER) and 10K...

PERSONAL: Full name is Tyler Michael Danish...graduated from Durant (Fla.) HS in 2013, when he was Louisville Slugger National HS Player of the Year, Florida's "Mr. Baseball" and Class 8A Player of the Year after going 15-1 with a 0.00 ERA (94.0IP, 0ER) in 17 games... was ranked by Baseball America as the No. 96 prospect in the 2013 draft class...Was originally selected by the Chicago White Sox in the second round of the 2013 First-Year Player Draft...over parts of four Major League seasons with Chicago-AL (2016-18) and Boston (2022), has gone 5-1 with a 5.06 ERA (53.1IP, 57H, 31R/30ER, 25BB, 43K, 9HR) in 43 appearances (one start).

2023 SWB RAILRIDERS

INDIGO DIAZ | RHP



R/R | 6'5" | 250 LBS | Opening Day Age: 24 |

North Vancouver, B.C., Canada | Michigan State University |

Traded from ATL to NYY on 12/28/22 | MLB Service: 0.000 |

2022 PITCHING STATISTICS

TERM	W-L	ERA	G/GS	SV	IP	H	K	BB	BAA	WHIP
Mississippi Braves	3-4	3.08	49/0	4	49.2	29	63	31	.167	1.21
MiLB CAREER (3 Years)	10-6	2.31	87/0	9	105.0	59	161	49	.160	1.03

2022: In 49 relief appearances with Double-A Mississippi, went 3-4 with four saves and a 3.08 ERA (49.2IP, 29H, 20R/17ER, 31BB, 63K, 4HR)...

2021: Combined with High-A Rome and Double-A Mississippi to go 6-2 with five saves and a 1.20 ERA (45.0IP, 21H, 7R/6ER, 16BB, 83K, 2HR) in 32 relief outings...

2019: Made his professional debut with the Rookie-level FCL Braves, going 1-0 with a 3.48 ERA (10.1IP, 4ER) in six relief appearances...

PERSONAL: Full name is Indigo Dunham Diaz...Was originally selected by the Atlanta Braves in the 27th round of the 2019 First-Year Player Draft...Traded with SS Caleb Durbin from the Atlanta Braves for LHP Lucas Luetge in 2022.

WILMER DIFO | INF



S/R | 5'11" | 200 LBS | Opening Day Age: 30 |

Santiago de los Caballeros, Dominican Republic |

MiLB Free Agent, 12/22/2022 | MLB Service: 4.154 |

2022 HITTING STATISTICS

TERM	G	AVG	H	R	2B	3B	HR	RBI	SB	CS
Arizona Diamondbacks	3	.000	0	0	0	0	0	0	0	0
Reno Aces	72	.269	75	33	15	0	7	43	4	2
ACL D-backs	2	.250	1	0	0	0	0	0	0	0
MLB CAREER (8 Years)	492	.250	295	158	36	14	19	103	24	5
MLB CAREER (11 Years)	734	.273	766	427	131	38	41	322	195	54

2022: Appeared in just three games for the Diamondbacks (0-for-6)...spent the majority of the season with Triple-A Reno, hitting .269 (75-for-279) with 33R, 15 doubles, 7HR, 43RBI, 20BB and 4SB in 72 games...played in two rehab games with Rookie-level ACL Diamondbacks (1-for-4, 2BB).....DFAed on 9/12... Played for the Aguilas Cibaenas in the Dominican Winter League

2021: Signed a minor league contract with Pittsburgh on 1/15 and began the season at the Pirates Alternate Site...over 116 games with Pittsburgh, hit .269 (59-for-219) with 25R, 7 doubles, 3 triples, 4HR, 24RBI, 20BB and 1SB...in 12 games with Triple-A Indianapolis, hit .244 (10-for-41) with 6R, 2 doubles, 2RBI and 4BB...2020: Spent the majority of the season at Washington's Alternate Site...in 12 games with the Nationals, went 1-for-14, with 1R, 1RBI and 3BB

2019: In 43 games with the Nationals, hit .252 (33-for-131) with 15R, 2 doubles, 2HR, 8RBI, and 12BB...went 9-for-28 (.321) with a .345 on-base percentage and a .429 slugging percentage as a right-handed batter...hit .304 (7-for-23) with 1HR and 7RBI with runners in scoring position...opened the season with the Nationals before being optioned to Triple-A Fresno on 5/17...hit .300 (70-for-233) with 48R, 14 doubles, 3 triples, 4HR, 30RBI, 25BB and 13SB in 61 games with Fresno

PERSONAL: Full name is Wilmer Francisco Difo (Dee-foh)...often practiced without a glove growing up...was eventually given one by one of his mother's clients at her salon... Was originally signed by the Washington Nationals as a non-drafted free agent on 6/8/10...over parts of eight Major League seasons with Washington (2015-20), Pittsburgh (2021) and Arizona (2022), has hit .250 (295-for-1179) with 158R, 36 doubles, 14 triples, 19HR, 103RBI, 106BB and 24SB in 492 combined games

2023 SWB RAILRIDERS

JASSON DOMÍNGUEZ | OF



S/R | 5'10" | 218 LBS | Opening Day Age: 20 |

Esperanza, Dominican Republic |

Non-Drafted Free Agent, 07/02/2019 | MLB Service: 0.000 |

2022 HITTING STATISTICS

TEAM	G	AVG	H	R	2B	3B	HR	RBI	SB	CS
Tampa Tarpons	75	.265	73	54	17	2	9	36	19	6
Hudson Valley Renegades	40	.306	48	33	6	4	5	22	17	1
Somerset Patriots	5	.105	2	5	0	1	1	1	1	0
MLB CAREER (2 Years)	176	.266	175	123	32	8	21	78	46	10

2023 Preseason Prospect Rankings: *Baseball America* - NYY No. 3, MiLB No. 67; *MLB Pipeline* - NYY No. 2, MiLB No. 47; *Fangraphs* - NYY No. 3, MiLB No. 50

2022: Combined to hit .273 (123-for-451) with 92R, 23 doubles, 7 triples, 16HR, 59RBI, 72BB and 37SB in 120 combined games with in three levels...led all Yankees minor leaguers in runs scored, ranked second in hits, triples and total bases (208), third in walks, tied for third in XBH (46) and tied for fourth in stolen bases...began the season with Tampa, hitting .265 (73-for-275) with 54R, 17 doubles, 2 triples, 9HR, 36RBI, 46BB and 19SB in 75 games...played in the SiriusXM All-Star Futures Game in Los Angeles on 7/16, starting in CF (1-for-2, 1R, 1HR, 2RBI)...was promoted to High-A Hudson Valley on 7/22 and hit .306 (48-for-157) with 33R, 6 doubles, 4 triples, 6HR, 22RBI, 23BB and 17SB in 40 games...in five postseason games with Somerset, hit .450 (9-for-20) with 7R, 1 double, 3HR, 10RBI and 5BB...No. 47 overall prospect by MLB Pipeline...*Baseball America* as the No. 3 prospect in the Yankees organization and the No. 67 prospect in baseball...Organization All-Star by MiLB.com...was named a Florida State League Postseason All-Star and the FSL's "Top MLB Prospect"...played for the Mesa Solar Sox in the Arizona Fall League...

2021: Made his professional debut, combining to hit .252 (52-for-206) with 31R, 9 doubles, 1 triple, 5HR, 19RBI, 27BB and 9SB in 56 games between the FCL Yankees (7G) and Low-A Tampa (49G)...played in the SiriusXM All-Star Futures Game in Colorado...following the season, was rated as the Yankees' No. 3 prospect and the No. 87 overall prospect by *Baseball America*...was also tabbed by *Baseball America* as the No. 7 prospect in the Low-A Southeast League...

PERSONAL: First name is pronounced "JAY-sun"... was the top-ranked prospect by MLB.com for the 2019 international signing period.

ELIJAH DUNHAM | OF



L/L | 6'1" | 220 LBS | Opening Day Age: 24 |

Evansville, Indiana | Indiana University |

Non-Drafted Free Agent, 06/18/2020 | MLB Service: 0.000 |

2022 HITTING STATISTICS

TEAM	G	AVG	H	R	2B	3B	HR	RBI	SB	CS
Somerset Patriots	110	.248	103	67	26	3	17	63	37	7
MLB CAREER (2 Years)	203	.255	192	139	51	5	30	120	65	12

2023 Preseason Prospect Rankings: *Baseball America* - NYY No. 16; *MLB Pipeline* - NYY No. 18; *Fangraphs* - NYY No. 24

2022: Spent the entire season with Double-A Somerset, hitting .248 (103-for-415) with 67R, 26 doubles, 3 triples, 17HR, 63RBI, 59BB and 37SB in 110 games...among Yankees minor leaguers, was tied for the third-most in XBH (46), ranked fourth in RBI and was tied for fifth in runs scored...reached base safely in 19 straight games from 7/27-8/23...hit .368 (7-for-19) with 3R, 1HR, 4RBI, 4BB and 1SB in five postseason games for the Patriots...was selected as an Eastern League Postseason All-Star & Organization All-Star by MiLB.com...

2021: Made his professional debut, combining to hit .263 (89-for-339) with 72R, 25 doubles, 2 triples, 13HR, 57RBI, 47BB and 28SB in 93 games between Low-A Tampa (29G) and High-A Hudson Valley (64G)...among Yankees minor leaguers, was tied for fourth in runs scored and doubles, while ranking sixth in stolen bases...following the season, hit .357 (30-for-84) with 15R, 6 doubles, 3 triples, 2HR, 14RBI and 14BB for Surprise in the Arizona Fall League...led the AFL in stolen bases (11)...was named an Arizona Fall League Rising Star and the AFL Breakout Player of the Year...was ranked as the No. 24 prospect in the Yankees system by MLB Pipeline...

PERSONAL: Full name is Elijah Zechariah Dunham...in three seasons at Indiana University (2018-20), batted .312 (88-for-282) with 67R, 25 doubles, 9HR, 48RBI and 53BB over 94 games...earned Third-Team All-Big Ten honors as a sophomore in 2019...was originally selected by the Pittsburgh Pirates in the 40th round of the 2019 First-Year Player Draft, but did not sign...graduated from F.J. Reitz (Ind.) H.S. in 2017.

2023 SWB RAILRIDERS

RODOLFO DURÁN | C



R/R | 5'9" | 210 LBS | Opening Day Age: 25 |

Santo Domingo, Dominican Republic |

MiLB Free Agent, 12/15/2021 | MLB Service: 0.000 |

2022 HITTING STATISTICS

TERM	G	AVG	H	R	2B	3B	HR	RBI	SB	CS
Somerset Patriots	53	.222	45	20	12	0	9	33	0	0
MiLB CAREER (7 Years)	360	.240	288	142	61	7	42	145	3	5

2022: Spent the entire season with Double-A Somerset, hitting .222 (45-for-203) with 20R, 12 doubles, 9HR, 33RBI and 11BB in 53 games...following the season, played for the Estrellas Orientales in the Dominican Winter League...

2021: Combined to hit .202 (26-for-129) with 13R, 8 doubles, 6HR, 13RBI and 6BB in 35 games between Double-A Reading and Triple-A Lehigh Valley...spent the majority of the season with Reading over two stints, batting .193 (22-for-114) with 10R, 7 doubles, 5HR, 10RBI and 5BB in 31 games...following the season, played with Estrellas de Orientales of the Dominican Winter League, batting .185 (5-for-27) with 1R, 1 double, 1 triple, 1RBI and 1BB in eight games...

2020: Did not play due to the COVID-19 pandemic...participated in the Florida Instructional League following the season...also played with Estrellas de Orientales of the Dominican Winter League, batting .188 (3-for-16) with 2R, 2RBI and 1BB in seven games...

2019: Spent the entire season at Single-A Clearwater, hitting .240 (56-for-233) with 25R, 10 doubles, 1 triple, 6HR, 23RBI and 10BB in 66 games...started 61 games at catcher and threw out 26-of-64 (40.6%) attempted base runners...did not commit an error in 609 total chances...on 6/7 at Daytona, went 4-for-4 with 1R, 1 double, 1HR and 5RBI...hit a two-run HR in the fourth inning, an RBI single in the sixth and a two-run double in the eighth...marked his minor league career high in RBI and tied his career high in hits (also 4H on 9/1/18 vs. Delmarva with Lakewood)...

PERSONAL: Full name is Rodolfo José Durán... Was originally signed by the Philadelphia Phillies as a non-drafted free agent on 11/5/14

DEMARCUS EVANS | RHP



R/R | 6'5" | 265 LBS | Opening Day Age: 26 |

Petal, Mississippi | Petal H.S. |

MiLB Free Agent, 12/08/2022 | MLB Service: 0.166 |

2022 PITCHING STATISTICS

TERM	W-L	ERA	G/GS	SV	IP	H	K	BB	BAA	WHIP
Round Rock Express	2-3	3.82	32/0	4	33.0	22	44	22	.182	1.33
MLB CAREER (2 Years)	0-2	4.75	29/0	0	30.1	24	33	16	.237	1.42
MiLB CAREER (7 Years)	17-14	2.76	175/26	12	297.0	181	444	183	.173	1.23

2022: Spent the entire season with Triple-A Round Rock, going 2-3 with four saves and a 3.82 ERA (33.0IP, 22H, 15R/14ER, 22BB, 44K, 4HR) in 32 relief outings...recorded a scoreless outing in eight of his final nine appearances of the season, going 1-0 with three saves and a 1.13 ERA (8.0IP, 3H, 1ER, 4BB, 10K, 1HR) in that stretch...2021: Split the season between the Alternate Site, Triple-A Round Rock (18G) and in the Majors with Texas (25G)...over four stints with the Rangers (5/25-6/22, 7/18, 7/20-8/1, 8/4-9/9), went 0-2 with a 5.13 ERA (26.1IP, 15ER) and 33K in 25 games...his 11.28 strikeouts per 9.0 innings was the highest among Texas pitchers (min. 25.0IP)...in 18 relief appearances with Triple-A Round Rock, he went 2-0 with a 3.74 ERA, (21.2IP, 10R/9ER) and 31K

2020: Saw his first Major League action with the Texas Rangers, posting a 2.25 ERA (4.0IP, 1ER) and 4K in four relief outings...made his Major League debut on 9/18 at Los Angeles-AL (1.0IP, 1H, 1ER, 1HR)...recorded his first career Major League strikeout on 9/21 at Los Angeles-AL, striking out Jared Walsh (swinging) to end a scoreless sixth inning...was labeled by Baseball America as having the organization's "Best Fastball" among Rangers' farmhands

PERSONAL: Full name is Demarcus Malik Evans...had multiple Division I offers to play baseball and had committed to Hinds Community College prior to signing with Texas...also received football offers from Pearl River CC and Jones County CC... Was originally selected by the Texas Rangers in the 25th round of the 2015 First-Year Player Draft...over parts of two Major League seasons with the Rangers (2020-21), has gone 0-2 with a 4.75 ERA (30.1IP, 16ER) and 37K in 29 relief appearances...originally drafted as a starter, Evans transitioned to a full-time bullpen role in 2018 and proceeded to win the organization's Minor League "Reliever of the Year" Award in back-to-back seasons (2018-19)

2023 SWB RAILRIDERS

ESTEVAN FLORIAL | OF



L/R | 6'1" | 195 LBS | Opening Day Age: 25 |

Barahona, Dominican Republic |

Non-Drafted Free Agent, 03/19/2015 | MLB Service: 0.088 |

2022 HITTING STATISTICS

TERM	G	AVG	H	R	2B	3B	HR	RBI	SB	CS
New York Yankees	17	.097	3	4	0	0	0	1	2	0
SWB RailRiders	101	.283	114	66	31	2	15	46	39	10
MLB CAREER (3 Years)	29	.185	10	4	0	0	0	1	2	0
MLB CAREER (7 Years)	580	.267	602	397	123	27	74	306	125	48

2023 Preseason Prospect Rankings: *Baseball America* - NYY No. 10

2022: In 17 games with Yankees, batted .097 (3-for-31) with 4R, 1RBI, 3BB, 1HP and 2SB over five stints with the club (5/8, 5/22-25, 6/2, 8/17-23, 9/3-18)...appeared defensively in CF (14G/9GS) and LF (2G/0GS)...Made his Yankees season debut in Game 2 on 5/8 vs. Texas, starting in CF and going 0-for-2 with 1SB....marked his first multi-hit game since 7/24/21 at Boston (2H)...Spent majority of the season with Triple-A SWB, batting .283 (114-for-403) with 66R, 31 doubles, 2 triples, 15HR, 46RBI, 54BB and 39SB in 101 games...finished tied for second in the IL in stolen bases and tied for third in doubles...Following the season, was tabbed by *Baseball America* as the Yankees' No. 10 prospect...was also named the "Fastest Baserunner", "Best Defensive Outfielder" add "Best Outfield Arm"...Also played in 13 games for the Leones del Escogido in the Dominican Winter League, batting .043 (1-for-23) with 4R, 1RBI and 4BB...

2021: Appeared in 11 games with the Yankees, batting .300 (6-for-20) with 3R, 2 doubles, 1HR, 2RBI, 5BB and 1SB over seven stints (5/27, 7/20-27, 7/28-29, 8/12, 8/21, 9/1-3, 9/19-22)...First Yankee to collect a hit in each of his first four career games since Hideki Matsui (first 7G in 2003)...Reached safely in each of his first five career games (8/28/20-7/22/21), the longest career-opening on-base streak by a Yankee since Mike Ford in 2019 (14 games from 4/18-8/6/19)...Hit his first career HR on 7/20 vs. Philadelphia...began the season with Somerset and hit .229 (8-for-35) with 5R, 2 doubles, 4HR, 6RBI and 4BB in nine games before being promoted to SWB on 5/14...in 78 games with the RailRiders, hit .218 (68-for-312) with 65R, 17 doubles, 1 triple, 13HR, 41RBI, 42BB and 13SB...Following the season, was tabbed by *Baseball America* as the organization's "Fastest Baserunner", "Best Defensive Outfielder" & "Best Outfield Arm"...

PERSONAL: Full name is Estevan Haniel Florial.

DEIVI GARCÍA | RHP



R/R | 5'9" | 184 LBS | Opening Day Age: 23 |

Bonao, Dominican Republic |

Non-Drafted Free Agent, 07/02/2015 | MLB Service: 0.061 |

2022 PITCHING STATISTICS

TERM	W-L	ERA	G/GS	SV	IP	H	K	BB	BAA	WHIP
SWB RailRiders	2-4	7.96	14/7	0	37.1	40	39	24	.276	1.71
Somerset Patriots	2-1	5.40	6/6	0	26.2	20	37	8	.196	1.05
MLB CAREER (2 Years)	3-4	5.27	8/8	0	8.1	8	7	4	.250	1.44
MLB CAREER (6 Years)	24-32	4.58	109/92	0	448.1	373	589	225	.226	1.33

2023 Preseason Prospect Rankings: *Fangraphs* - NYY No. 32

2022: Combined with Double-A Somerset and Triple-A Scranton/Wilkes-Barre to go 4-5 with a 6.89 ERA (64.0IP, 60H, 56R/49ER, 32BB, 76K, 13HR) in 20 games (13 starts)...Spent the majority of the season in Triple-A, going 2-4 with a 7.96 ERA (37.1IP, 40H, 37R/33ER, 24BB, 39K, 7HR) in 14 games (seven starts)...In six starts with Double-A Somerset, went 2-1 with a 5.40 ERA (26.2IP, 20H, 19R/16ER, 8BB, 37K, 6HR)...Was recalled by the Yankees on 9/7 but did not make an appearance for the club before being optioned to SWB on 9/8...

2021: Was 0-2 with a 6.48 ERA (8.1IP, 8H, 7R/6ER, 4BB, 7K, 1HR) in two starts with the Yankees over two stints (4/26, 5/29). 4 Was recalled from the Alternate Site on 4/26 and made his season debut that day at Baltimore...24 games (22 starts) with Triple-A Scranton/Wilkes-Barre, went 3-7 with a 6.85 ERA (90.2IP, 102H, 73R/69ER, 68BB, 97K, 21HR)...Was named the Triple-A East "Pitcher of the Week" for 5/10-16 after not allowing an earned run over two starts (10.0IP, 5H, 1R/0ER, 2BB, 16K)...

PERSONAL: Full name is Deivi Anderson García (pronounced DAY-vee)...His 40K through eight career games are tied for the ninth-most in franchise history...Was one of four Yankees to record at least 6K in five of his first six Major League appearances...Made his postseason debut as the Yankees' "opener" in 2020 ALDS Game 2 (1.0IP, 1H, 1ER, 0BB, 0K, 1HR, 1HP)...at 21 years, 140 days old, became the youngest pitcher in franchise history to start a postseason game (previous: Whitey Ford at 21 years, 351 days old in 1950 World Series Game 4 vs. Philadelphia) and the third-youngest Yankee to pitch in a postseason game.

2023 SWB RAILRIDERS

LUIS GIL | RHP



R/R | 6'2" | 185 LBS | Opening Day Age: 24 |

Azua, Dominican Republic |

Traded from MIN to NYY on 3/16/18 | MLB Service: 0.073 |

2022 PITCHING STATISTICS

TEAM	W-L	ERA	G/GS	SV	IP	H	K	BB	BAA	WHIP
New York Yankees	0-0	9.00	1/1	0	4/0	5	5	2	.294	1.75
SWB RailRiders	0-3	7.89	6/6	0	21.2	21	31	15	.244	1.66
MLB CAREER (2 Years)	1-1	3.78	7/7	0	33.1	25	43	21	.198	1.38
MLB CAREER (6 Years)	13-16	3.42	88/69	3	308/0	229	412	184	.204	1.34

2023 Preseason Prospect Rankings: *Baseball America* - NYY No. 11; *MLB Pipeline* - NYY No. 16; *Fangraphs* - NYY No. 18

2022: Made just one start with the Yankees (4.0IP, 4ER)...missed the majority of the season after undergoing right elbow UCL reconstruction surgery...Began the season with Triple-A Scranton/Wilkes-Barre...in six total starts with the RailRiders, went 0-3 with a 7.89 ERA (21.2IP, 19ER) and 31K...Was recalled from Triple-A Scranton/Wilkes-Barre on 5/12 and made his only start with the club that night at Chicago-AL...allowed 4ER over 4.0IP without recording a decision (5H, 2BB, 5K, 0HR, 1WP)...was optioned to Triple-A following the game... Underwent right elbow UCL reconstruction surgery on 5/24...the surgery was performed by Dr. Christopher Ahmad at Columbia Presbyterian Hospital in New York, N.Y...

2021: Saw his first Major League action, going 1-1 with a 3.07 ERA (29.1IP, 20H, 11R/10ER, 19BB, 38K, 4HR) in six starts with the Yankees over five stints (8/3, 8/8, 8/17, 9/8-18, 10/3)...opponents hit .183 (20-for-109, 4HR); LH .167 (7-for-42, 1HR); RH .194 (13-for-67, 3HR). ..Combined with Double-A Somerset and Triple-A Scranton/Wilkes-Barre to go 5-1 with one save and a 3.97 ERA (79.1IP, 59H, 37R/35ER, 45BB, 117K) in 20 games (17 starts)...in 13 games (10 starts) with the RailRiders, went 4-0 with one save and a 4.81 ERA (48.2IP, 35H, 26ER, 32BB, 67K, 7HR)...Was named the Triple-A East "Pitcher of the Week" for 7/19-25 after tossing 6.0 hitless innings on 7/21 vs. Rochester (2BB, 9K)...had combined with RHP Reggie McClain (2.0IP, 2K) and RHP Stephen Ridings (1.0IP) to throw a team no-hitter...Following the season, was tabbed by *Baseball America* and *MLB Pipeline* as the Yankees' No. 4 prospect

PERSONAL: Full name is Luis Ángel Gil (pronounced "HEEL")... Acquired by the Yankees from the Minnesota Twins in exchange for OF Jake Cave on March 16, 2018.

MICHAEL GOMEZ | RHP



R/R | 6'3" | 210 LBS | Opening Day Age: 30 |

Upland, California | Cal Polytechnic University - Pomona |

MiLB Free Agent, 02/27/2021 | MLB Service: 0.000 |

2022 PITCHING STATISTICS

TEAM	W-L	ERA	G/GS	SV	IP	H	K	BB	BAA	WHIP
Somerset Patriots	0-0	0.00	2/0	0	4.0	1	5	4	.083	1.25
SWB RailRiders	3-5	4.84	44/0	0	61.1	65	54	33	.274	1.60
MLB CAREER (4 Years)	10-7	3.35	101/0	4	153.1	132	148	64	.230	1.28

2022: His 46 appearances were tied for the second-most among Yankees minor leaguers...Threw four clean innings of work in Double-A before being promoted to Triple-A...Garnered a 4.84 ERA, tossed 61.1 innings with 54 strikeouts...Allowed just four homers all season long...

2021: Made 31 appearances in Somerset for a 3.12 ERA...Recorded four wins and two saves...Pitched 49 innings for a .203 average against...Notched 50 strikeouts to just 14 walks...

2019: Split time between three levels for a combined 31.1 innings...Had 18 appearances for a 1.15 earned run average...Struck out 34 and walked just 8 batters...

PERSONAL: Was originally signed by the Philadelphia Phillies as a non-drafted free agent on 7/17/18, released on 05/29/2020...pitched two seasons at Cal Poly-Pomona (2017, '18)...also pitched one season at Cal Poly-San Luis Obispo in 2015

2023 SWB RAILRIDERS

YOENDRYS GÓMEZ | RHP



R/R | 6'3" | 175 LBS | Opening Day Age: 23 |

Nirgua, Venezuela |

Non-Drafted Free Agent, 07/02/2016 | MLB Service: 0.000 |

2022 PITCHING STATISTICS

TEAM	W-L	ERA	G/GS	SV	IP	H	K	BB	BAA	WHIP
FCL Yankees	0-0	0.00	1/1	0	2.2	3	3	0	.300	1.13
Hudson Valley Renegades	0-0	1.93	10/10	0	28.0	20	27	12	.204	1.14
Somerset Patriots	1-0	3.86	4/4	0	16.1	14	19	6	.230	1.22
MLB CAREER (5 Years)	9-9	3.39	59/56	0	209.2	175	214	86	.228	1.24

2023 Preseason Prospect Rankings: *Baseball America* - NYY No. 28; *MLB Pipeline* - NYY No. 11; *Fangraphs* - NYY No. 10

2022: Combined with the FCL Yankees, High-A Hudson Valley and Double-A Somerset to go 1-0 with a 2.49 ERA (47.0IP, 37H, 14R/13ER, 18BB, 49K, 1HR) in 15 starts...Began the season with the FCL Yankees and made a rehab start (2.2IP, 3H, 0R, 0BB, 3K) before being transferred to High-A Hudson Valley on 6/17...Made 10 starts with High-A Hudson Valley, posting a 1.93 ERA (28.0IP, 20H, 7R/6ER, 12BB, 27K, 0HR) without recording a decision...Was promoted to Double-A Somerset on 8/31 and went 1-0 with a 3.86 ERA (16.1IP, 14H, 7R/ER, 6BB, 19K, 1HR) in four starts...also made one postseason start for Somerset (W, 5.0IP, 2H, 2ER, 1BB, 6K, 1HR)...
2021: Spent the entire season with Low-A Tampa, posting a 3.42 ERA (23.2IP, 14H, 10R/9ER, 9BB, 29K, 3HR) in nine starts. 4 Was placed on the COVID-19 injured list from 7/27-8/27...Following the season, was tabbed by MLB Pipeline as the Yankees' No. 10 prospect...

2020: Did not play due to the COVID-19 pandemic...Following the season, was tabbed by Baseball America as the No. 8 prospect among Yankees farmhands...

2019: Was 4-5 with a 3.99 ERA (56.1IP, 54H, 30R/25ER, 19BB, 53K, 3HR) in 12 starts with Rookie-level Pulaski and Single-A Charleston...Began the season with Pulaski, going 4-2 with a 2.12 ERA (29.2IP, 7ER) with 28K in six starts...Was promoted to Charleston on 7/25 and went 0-3 with a 6.08 ERA (26.2IP, 18ER) and 25K in six starts...Following the season, was named the Yankees' No. 7 prospect by MLB Pipeline...

PERSONAL: Full name is Yoendrys Adrian Gómez (Yo-ENN-dreeze)... Was added to the Yankees' 40-man roster on 11/20/20.

ZACH GREENE | RHP



R/R | 6'1" | 215 LBS | Opening Day Age: 26 |

Jacksonville, Florida | South Alabama |

8th Round, 2019 MLB Draft | MLB Service: 0.000 |

2022 PITCHING STATISTICS

TEAM	W-L	ERA	G/GS	SV	IP	H	K	BB	BAA	WHIP
SWB RailRiders	9-0	3.42	48/4	0	68.1	51	96	32	.201	1.21
MLB CAREER (3 Years)	14-8	3.08	96/4	8	146.0	101	211	57	.191	1.08

2022: Played the entire season in SWB throwing 68.1 innings...Struck out 96 batters and walked just 32 for a 3.42 ERA...Recorded nine wins in 48 appearances, including four starts...

2021: Split time between High-A Hudson Valley and Double-A Somerset for 59.2 innings for a combined 34 relief appearances...Finished with a 3.17 earned run average, four wins, and three saves...Recorded 91 strikeouts and walked just 21 batters...Held hitters to a .185 average...

2019: Began his professional career in the Gulf Coast League with 12 appearances...Notched 24 strikeouts to just four walks...Threw two innings in Staten Island Low-A...Totaled a 1.50 ERA for the season...

PERSONAL: Selected in the Rule 5 draft, 2022 by the New York Mets on December 7...Cleared waivers and was returned to the Yankees on March 14, 2022.

2023 SWB RAILRIDERS

IAN HAMILTON | RHP



R/R | 6'1" | 200 LBS | Opening Day Age: 27 |

Dover, New Hampshire | Washington State University |

MiLB Free Agent 01/27/2023 | MLB Service: 0.126 |

2022 PITCHING STATISTICS

TERM	W-L	ERA	G/GS	SV	IP	H	K	BB	BAA	WHIP
St. Paul Saints	2-3	1.88	23/0	1	28.2	16	36	8	.158	0.84
Minnesota Twins	0-0	6.75	1/0	0	2.2	3	0	1	.300	1.50
Columbus Clippers	0-4	6.27	15/0	1	18.2	17	24	11	.236	1.50
MLB CAREER (3 Years)	1-2	4.91	15/0	0	14.2	13	9	8	.241	1.43
MiLB CAREER (6 Years)	14-21	3.49	3/0	46	278.2	226	331	108	.221	1.20

2022: Had his contract selected on 6/3 and made his Twins debut on 6/4, tossing 2.2 innings of relief (3H, 2ER, 1BB, 1HR)...was returned to Triple-A St. Paul on 6/6...spent the majority of the season with St. Paul, going 2-3 with one save and a 1.88 ERA (28.2IP, 16H, 9R/6ER, 8BB, 36K, 3HR) in 23 appearances...was acquired by the Cleveland Guardians in exchange for C Sandy Leon on 8/2...finished the season with Triple-A Columbus, going 0-4 with one save and a 6.27 ERA (18.2IP, 17H, 14R/13ER, 11BB, 24K, 3HR) in 15 games

2021: Spent the entire season with Triple-A St. Paul, going 4-3 with four saves and a 4.12 ERA (59.0IP, 46H, 31R/27ER, 39BB, 86K, 5HR) in 38 games (three starts)...was tied for the fourth-most appearances among Twins farmhands

2020: Posted a 4.50 ERA (4.0IP, 4H, 2ER, 5BB, 4K, 0HR) in four relief outings with Chicago-AL...was placed on the 10-day injured list on 8/15 (retro. to 8/12) with right shoulder soreness before being optioned to the White Sox Alternate Training Site on 8/22...was designated for assignment on 9/18...was claimed off waivers by the Seattle Mariners on 9/25 and optioned to the Mariners Alternate Site

PERSONAL: Attended Washington State, going 5-16 with a school record 28 saves and a 3.66 ERA (160.0IP, 163H, 82R/65ER, 60BB, 123K, 9HR) over 70 appearances (15 starts)...played for the Wareham Gatemen in the 2016 Cape Cod League and was named the team's top pitcher after posting a 0.89 ERA in 12 games (four starts)...Has spent parts of three Major League seasons with the Chicago White Sox (2018, '20) and Minnesota Twins (2022), going 1-2 with a 4.91 ERA (14.2IP, 13H, 9R/8ER, 8BB, 9K, 3HR) in 15 career relief outings...was originally drafted by the White Sox in the 11th round of the 2016 First-Year Player Draft

MICHAEL HERMOSILLO | OF



R/R | 6'0" | 205 LBS | Opening Day Age: 28 |

Mesa, Arizona | Ottawa Township |

MiLB Free Agent, 12/14/22 | MLB Service: 2.064 |

2022 HITTING STATISTICS

TERM	G	AVG	H	R	2B	3B	HR	RBI	SB	CS
Chicago Cubs	31	.115	7	7	2	0	0	4	1	0
ACL Cubs	4	.214	3	2	0	0	0	0	2	0
Iowa Cubs	6	.400	8	7	3	1	1	3	1	1
MLB CAREER (5 Years)	103	.167	33	26	9	1	4	17	1	0
MiLB CAREER (9 Years)	540	.268	526	341	96	21	56	252	107	56

2022: In 31 games for the Cubs in 2022, hit .115 (7-for-61) with 7R, 2 doubles, 4RBI, 7BB and 1SB...was placed on the 10-day injured list on 5/8 and transferred to the 60-day injured list on 6/30 with a left quadriceps strain...in 10 rehab assignment games with Rookie-level AZL Cubs and Triple-A Iowa, hit .324 (11-for-34) with 9R, 3 doubles, 1 triple, 1HR, 3RBI, 4BB and 3SB...was activated off the injured list on 9/6 and designated for assignment on 9/27...

2021: Hit .194 (7-for-36) with 5R, 2 doubles, 3HR, 7RBI and 1BB in 16 games with the Cubs... began the season with Triple-A Iowa before having his contract selected on 8/17...was placed on the 10-day injured list in 9/8 and transferred to the 60-day injured list on 9/14 with a left forearm strain...in 43 games with Iowa, hit .306 (45-for-147) with 34R, 10 doubles, 1 triple, 10HR, 29RBI, 26BB and 8SB...was named the Cubs minor league "Player of the Month" for June after hitting .324 (24-for-74) with 5 doubles, 4HR and 15RBI in 22 games during the month...signed with the Cubs to a one-year Major League contract on 12/1...

2020: Was on the Angels' Opening Day roster and played in seven games, going 2-for-8 (.250) with 2RBI before he was optioned to the team's Alternate Site on 8/3...

PERSONAL: Played baseball, football and ran track at Ottawa (Ill.) Township High School...Was originally selected by the Angels in the 28th round of the 2013 First-Year Player Draft...over parts of five Major League seasons with Los Angeles-AL (2018-20) and Chicago-NL (2021-22), has hit .167 (33-for-198) with 26R, 9 doubles, 1 triple, 4HR, 17RBI, 17BB and 4SB in 103 career games

2023 SWB RAILRIDERS

MATT KROOK | LHP



L/L | 6'4" | 200 LBS | Opening Day Age: 28 |

Hillsborough, California | University of Oregon |

Rule 5, 2020 from TPA | MLB Service: 0.000 |

2022 PITCHING STATISTICS

TERM	W-L	ERA	G/GS	SV	IP	H	K	BB	BBB	WHIP
SWB RailRiders	10-7	4.09	29/22	0	138.2	120	155	73	233	1.39
MILB CAREER (6 Years)	28-31	4.21	160/95	0	500.2	405	580	316	220	1.44

2023 Preseason Prospect Rankings: Fangraphs - NYY No. 43

2022: Went 10-7 with a 4.09 ERA (138.2IP, 120H, 71R/63ER, 73BB, 155K, 19HR) in 29 games (22 starts) with Triple-A Scranton/Wilkes-Barre...among Yankees farmhands, ranked second in strikeouts and innings pitched, third in wins and tied for sixth in starts...Ranked second among all Triple-A pitchers in strikeouts and tied for third in wins...Was named the International League "Pitcher of the Week" for 6/26-7/3 after earning the win and allowing just one hit over 7.2 scoreless innings on 7/1 vs. Buffalo (1BB, 10K)...Following the season, was named an MiLB.com Organization All-Star...

2021: Combined to go 7-6 with a 2.89 ERA (106.0IP, 66H, 42R/34ER, 60BB, 132K, 5HR) in 24 games (21 starts) with Double-A Somerset and Triple-A Scranton/Wilkes-Barre...his .175 opponents' BA was the lowest among all Yankees minor leaguers...also ranked among Yankees farmhands in ERA (second), starts (fourth) and strikeouts (fifth)...Began the season with Double-A Somerset, going 1-1 with a 2.15 ERA (29.1IP, 15H, 9R/7ER, 11BB, 44K, 1HR) in seven starts...Was promoted to Triple-A Scranton/Wilkes-Barre on 6/15 and went 6-5 with a 3.17 ERA (76.2IP, 51H, 33R/27ER, 49BB, 88K, 4HR) in 17 games (14 starts)...

2020: Did not pitch due to the COVID-19 pandemic...Was selected by the Yankees from the Tampa Bay Rays in the first round of the Triple-A phase of the 2020 Rule 5 Draft on 12/10...

PERSONAL: Full name is Matthew Edward Krook... Was originally selected by Miami in Compensation Round A of the 2013 First-Year Player Draft but did not sign and was later selected by San Francisco in the fourth round of the 2016 First-Year Player Draft... Attended St. Ignatius College Prep. in California.

BRANDON LOCKRIDGE | OF



R/R | 6'1" | 194 LBS | Opening Day Age: 26 |

Pensacola, Florida | Troy University |

5th Round, 2018 MLB Draft | MLB Service: 0.000 |

2022 HITTING STATISTICS

TERM	G	AVG	H	R	2B	3B	HR	RBI	SB	CS
Somerset Patriots	108	.230	96	67	18	1	14	36	18	4
MILB CAREER (4 Years)	330	.256	332	201	72	11	40	159	61	16

2022: Spent the entire season with Double-A Somerset, batting .230 (96-for-418) with 67R, 18 doubles, 1 triple, 14HR, 49RBI, 36BB and 18SB in 108 games...was tied for fifth among Yankees farmhands in runs scored...

2021: Split the season with High-A Hudson Valley and Double-A Somerset, batting .298/.352/.495 (89-for-299) with 51R, 16 doubles, 2 triples, 13HR, 46RBI, 22BB and 18SB in 75 games...ranked second among Yankees minor leaguers in batting average and fifth in slugging...

2019: Led the South Atlantic League in extra-base hits (47), tied for third in doubles and finished fourth in total bases (204)... led Yankees farmhands in doubles and ranked fourth in hits...2018: Made his pro debut with the GCL Yankees West, batting .367 (11-for-30) with 8R, 2 doubles, 2 triples, 2RBI, 4BB and 3SB in 10 games...

PERSONAL: Played three seasons (2016-18) at Troy University (Ala.), where he hit .306 (219-for-715) with 135R, 38 doubles, 14 triples, 12HR, 101RBI, 70BB and 37SB in 175 games... earned a 2018 ABCA/Rawlings Gold Glove Award... graduated from Pensacola Catholic (Fla.) H.S. in 2015... played on the 2015 Pensacola Catholic team that was named high school national champions by USA Today after completing a 30-0 season.

2023 SWB RAILRIDERS

BARRETT LOSEKE | RHP



R/R | 6'0" | 178 LBS | Opening Day Age: 26 |

Tulsa, Oklahoma | University of Arkansas |

17th Round, 2018 MLB Draft | MLB Service: 0.000 |

2022 PITCHING STATISTICS

TERM	W-L	ERA	G/GS	SV	IP	H	K	BB	BAA	WHIP
Somerset Patriots	7-3	3.50	27/2	1	64.1	60	3	25	.248	1.32
MILB CAREER (4 Years)	5-7	3.44	94/3	8	167.1	138	206	67	.221	1.23

2022: Spent the season in Somerset as a reliever...In 37 appearances boasted a 3.50 earned run average...Threw 64.1 innings with 73 strikeouts...Recorded seven wins, three losses, and one save...

2021: Appeared in 29 games combined between Hudson Valley and Somerset, sporting a 4-2 mark with a 3.56 ERA, striking out 91 and walking 31 over 65.2IP...had two saves in three chances with Patriots...

2019: Pitched in 18 games for Staten Island, all in relief...went 3-1 with a 2.96 ERA, striking out 32 and walking seven in 27.1IP...

PERSONAL: Full name is Barrett Loseke... Pitched at Arkansas for three seasons (2016-18), going 8-5 with four saves and a 3.13 ERA (112.0IP, 84H, 42R/39ER, 64BB, 131K, 7HR) in 59 games (10 starts)... graduated in 2015 from Jenks (Okla.) H.S., where he was class salutatorian... is the second cousin of former Royals OF Alex Gordon.

JOSH MACIEJEWSKI | LHP



R/L | 6'3" | 205 LBS | Opening Day Age: 27 |

Morrisville, North Carolina | University of North Carolina-Charlotte |

10th Round, 2018 MLB Draft | MLB Service: 0.000 |

2022 PITCHING STATISTICS

TERM	W-L	ERA	G/GS	SV	IP	H	K	BB	BAA	WHIP
Somerset Patriots	4-1	2.88	14/1	1	34.1	29	48	12	.233	1.19
SWB RailRiders	0-1	13.50	1/1	0	2.2	2	2	2	.200	1.50
MILB CAREER (4 Years)	19-15	3.69	69/31	3	244.0	205	252	83	.225	1.18

2022: In 15 games (two starts) with Double-A Somerset and Triple-A Scranton/Wilkes-Barre, went 4-2 with one save and a 3.65 ERA (37.0IP, 31H, 19R/15ER, 14BB, 50K, 3HR)...

2021: Combined to go 9-6 with a 4.53 ERA (101.1IP, 93H, 55R/51ER, 34BB, 105K, 16HR) in 22 games (17 starts) between High-A Hudson Valley and Triple-A Scranton/Wilkes-Barre...earned High-A East "Pitcher of the Week" honors twice with Hudson Valley for 6/28-7/4 (1GS, 6.0IP, 2H, 1R, 9K) and 9/6-12 (1GS, W, 7.0IP, 4H, 11K)...his nine wins tied for most in the High-A East and ranked fourth among Yankees minor leaguers...

2019: Earned South Atlantic League "Pitcher of the Week" honors for 8/19-25 after tossing 8.0 shutout innings (2H, 1BB, 7K) on 8/21 vs. West Virginia...was named an MiLB.com Organization All-Star...

2018: Ranked fourth among relievers in the Gulf Coast League with a 12.12K/9.0IP ratio (35K, 26.0IP)...

PERSONAL: Pitched four seasons at Charlotte (2015-18), posting a 21-21 record and 4.36 ERA (330.1IP, 340H, 190R/160ER, 108BB, 264K, 22HR) in 63 games (55 starts)... left as the school's record holder in starts... graduated in 2014 from Panther Creek (N.C.) H.S., where he also played basketball

2023 SWB RAILRIDERS

BILLY MCKINNEY | OF



L/L | 6'1" | 205 LBS | Opening Day Age: 28 |

Dallas, Texas | Plano West Senior H.S |

MiLB Free Agent, 12/19/22 | MLB Service: 2.142 |

2022 HITTING STATISTICS

TERM	G	AVG	H	R	2B	3B	HR	RBI	SB	CS
Las Vegas Aviators	69	.295	74	48	13	5	12	49	2	0
Oakland Athletics	23	.096	5	3	1	0	1	4	0	0
MLB CAREER (5 Years)	263	.206	142	87	33	4	28	72	3	2
MLB CAREER (9 Years)	727	.272	713	380	149	39	73	317	24	15

2022: Hit .096 (5-for-52) with 3R, 1 double, 1HR, 4RBI and 4BB in 23 games with the Athletics in 2022...in 69 games with Triple-A Las Vegas, hit .295 (74-for-251) with 48R, 13 doubles, 5 triples, 12HR, 49RBI, 36BB and 2SB...

2021: Batted .192 (51-for-265) with 32R, 11 doubles, 3 triples, 9HR, 27RBI, 32BB and 2SB in a career-high 116 combined games with Milwaukee, New York-NL and Los Angeles-NL...recorded career highs in triples, walks and stolen bases...was 10-for-38 (.263) with 1 double, 4RBI and 4BB as a pinch hitter...began the season with Milwaukee on their Opening Day roster before being traded to the Mets in exchange for LHP Pedro Quintana on 5/25...went 3-for-5 with 3R, 2HR, 5RBI on 6/9 at Baltimore, marking his second career multi-HR game (also 9/22/19 at the Yankees with Toronto)...his 5RBI marked a career high...was traded to Los Angeles-NL on 7/21 for OF Carlo Rincon and cash considerations...appeared in four postseason games for the Dodgers (0-for-1)...

2020: Made the Blue Jays' Opening Day roster for the second straight season...had four stints (Opening Day-7/25, 8/5-7, 8/20 and 9/9-10), going 2-for-3 over two games...was claimed off waivers by Milwaukee on 9/14 and assigned to their Alternate Site...

PERSONAL: Full name is William Landis McKinney...graduated from Plano West Senior H.S. (Tex.), where he batted .372 (32-for-86) with 27R, 9 doubles, 2 triples, 4HR and 17RBI as a senior...committed to TCU prior to signing with the Athletics...Was originally selected by the Oakland Athletics in the first round (24th overall) of the 2013 First-Year Player Draft...over parts of five seasons in the Majors with the Yankees (2018), Toronto (2018-20), Milwaukee (2021), New York-NL (2021), Los Angeles-NL (2021) and Oakland (2022), has hit .206 (142-for-690) with 87R, 33 doubles, 4 triples, 28HR, 72RBI, 66BB and 3SB in 263 career games...has appeared defensively at RF (115G/95GS), LF (89G/72GS), 1B (27G/8GS) and CF (3G).

MATT MINNICK | LHP



R/L | 6'2" | 225 LBS | Opening Day Age: 27 |

Buffalo, New York | Mercyhurst University |

23rd Round, 2019 MLB Draft | MLB Service: 0.000 |

2022 PITCHING STATISTICS

TERM	W-L	ERA	G/GS	SV	IP	H	K	BB	BAA	WHIP
Somerset Patriots	5-3	1.81	35/0	3	59.2	25	62	19	.124	0.74
SWB RailRiders	0-0	6.75	1/0	0	1.1	2	1	0	.400	1.50
MLB CAREER (3 Years)	11-5	3.00	75/1	3	123.0	80	147	52	.182	1.07

2022: In 36 relief appearances, went 5-3 with a 1.92 ERA (61.0IP, 27H, 15R/13ER, 19BB, 63K, 6HR) with Double-A Somerset and Triple-A Scranton/Wilkes-Barre...2021: Went 5-2 with a 4.40 ERA (45.0IP, 38H, 26R/22ER, 25BB, 66K, 9HR) in 30 relief appearances with High-A Hudson Valley...

2019: Threw 17.0 innings in the Gulf Coast League...Nine appearances, one start for a 3.18 ERA...

PERSONAL: Pitched five seasons (2015-19) at Mercyhurst (Pa.) University... was named Baseball America's Preseason DII Pitcher of the Year in 2017... in 2019, was selected as a DII All-American by D2CCA (First Team) and ABCA/Rawlings (Third Team)... graduated in 2014 from St. Francis H.S. in Hamburg, N.Y.

2023 SWB RAILRIDERS

PABLO MUJICA | LHP



L/L | 6'0" | 180 LBS | Opening Day Age: 21 |

Barquisimeto, Venezuela |

Rule 5, 2022 from ROY | MLB Service: 0.000 |

2022 PITCHING STATISTICS

TERM	W-L	ERA	G/GS	SV	IP	H	K	BB	BAA	WHIP
AZL Royals	5-2	3.13	11/1	0	31.2	21	44	16	.184	1.17
MLB CAREER (2 Years)	6-3	3.41	24/10	0	68.2	53	88	32	.211	1.24

2022: Went 5-2 with a 3.13 ERA (31.2IP, 21H, 13R/11ER, 16BB, 44K, 2HR) in 11 games (one start) with the ACL Royals

2021: Did not pitch

2019: Made his professional debut, going 1-1 with a 3.65 ERA (37.0IP, 32H, 17R/15ER, 16BB, 44K, 0HR) in 13 games (nine starts) with the DSL Royals2

PERSONAL: Full name is Pablo Fernando Mujica...Originally signed with the Kansas City Royals as a non-drafted free agent on 7/10/18

CARLOS NARVAEZ | C



R/R | 6'0" | 190 LBS | Opening Day Age: 24 |

Maracay, Venezuela |

Non-Drafted Free Agent, 07/02/2015 | MLB Service: 0.000 |

2022 HITTING STATISTICS

TERM	G	AVG	H	R	2B	3B	HR	RBI	SB	CS
Hudson Valley Renegades	79	.194	48	37	12	1	11	35	4	2
MLB CAREER (6 Years)	300	.252	255	155	40	2	24	135	8	3

2022: Spent the entire season with High-A Hudson Valley, hitting .194 (48-for-248) with 37R, 12 doubles, 1 triple, 11HR, 35RBI, 45BB and 4SB in 79 games

2021: In 76 games between Low-A Tampa and High-A Hudson Valley, hit .253 (66-for-261) with 53R, 9 doubles, 9HR, 43RBI, 48BB and 3SB

2019: In 43 games with short-season Single-A Staten Island, hit .265 (39-for-147) with 17R, 6 doubles, 1HR, 13RBI, 17BB and 1SB

PERSONAL: Full name is Carlos Luis Narvaez...Over parts of six minor league seasons in the Yankees organization, (2016-19, 2021-22), has hit .252 (255-for-1011) with 155R, 40 doubles, 2 triples, 24HR, 135RBI, 157BB and 8SB in 300 combined games.

2023 SWB RAILRIDERS

JAMES NORWOOD | RHP



R/R | 6'2" | 215 LBS | Opening Day Age: 29 |

New York, New York | Saint Louis University (Mo.) |

MiLB Free Agent, 12/09/2022 | MLB Service: 1.169 |

2022 PITCHING STATISTICS

TEAM	W-L	ERA	G/GS	SV	IP	H	K	BB	BAA	WHIP
Worcester WooSox	0-1	4.87	15/0	0	20.1	19	24	11	.247	1.48
Philadelphia Phillies	1-0	8.31	20/0	0	17.1	24	22	9	.316	1.90
MLB CAREER (5 Years)	1-2	5.48	48/0	0	44.1	57	46	26	.305	1.87
MiLB CAREER (8 Years)	18-22	4.04	241/15	27	336.2	300	395	151	.240	1.34

2022: Began the season with the Phillies, going 1-0 with a 8.31 ERA (17.1IP, 24H, 17R/16ER, 9BB, 22K, 2HR) in 20 relief appearances... posted career highs in game played, innings pitched and strikeouts... was acquired by the Red Sox in exchange for cash considerations on 6/18... was assigned to Triple-A Worcester, going 0-1 with a 4.87 ERA (20.1IP, 19H, 13R/11ER, 11BB, 24K, 0HR) in 15 appearances...

2021: Over five stints with the Padres, tossed 5.0 scoreless innings (6H, 3BB, 3K, 0HR) in relief outings... was acquired by San Diego in exchange for RHP Dauris Valdez on 4/5... spent majority of season with Triple-A El Paso, 3-4 with four saves and a 4.43 ERA (44.2IP, 40H, 22ER, 21BB, 71K, 3HR) in 43 relief appearances... ranked fifth among Padres farmhands in appearances...

2020: Made the Cubs' Opening Day roster, posting a 16.20 ERA (1.2IP, 4H, 3ER, 1BB, 0HR) in three relief appearances with the Cubs... was placed on the 10-day injured list with right shoulder inflammation on 8/2 (retroactive to 7/30) and transferred to the 60-day injured list on 8/23, missing the remainder of the season...

PERSONAL: Full name is James Krittipon Norwood... was a First-Team All-Atlantic 10 selection in 2014 at Saint Louis University... his eight wins at the time in 2014 at Saint Louis University were a single-season record... attended All Hallows (N.Y.) H.S... Was originally selected by the Chicago Cubs in the seventh round of the 2014 First-Year Player Draft... over parts of five Major League seasons with Chicago-NL (2018-20), San Diego (2021) and Philadelphia (2022), has gone 1-2 with a 5.48 ERA (44.1IP, 57H, 31R/27ER, 26BB, 46K, 3HR) in 48 career relief appearances.

RAFAEL ORTEGA | OF



L/R | 5'11" | 180 LBS | Opening Day Age: 31 |

El Tigre, Venezuela |

MiLB Free Agent, 12/24/2022 | MLB Service: 2.145 |

2022 HITTING STATISTICS

TEAM	G	AVG	H	R	2B	3B	HR	RBI	SB	CS
Chicago Cubs	118	.241	76	35	14	1	7	35	12	7
MLB CAREER (6 Years)	364	.250	256	120	42	4	21	101	41	18
MiLB CAREER (13 Years)	1121	.292	1225	720	208	67	72	486	259	105

2022: Spent the entire season with the Cubs, hitting .241 (76-for-316) with 35R, 14 doubles, 1 triple, 7HR, 35RBI, 44BB and 12SB in 118 games... appeared defensively at all three outfield positions (67G/47GS in CF, 19G/12GS in RF, 11G/7GS in LF)... set career highs in games, RBI and walks... made his first career Opening Day roster... in his last 19 games from 8/17-9/13, hit .326/.412/.488 (14-for-43) with 7R, 1 double, 2HR, 9RBI and 7BB... recorded his career-high 35th RBI of the season on 9/12 against the Mets at Citi Field... was placed on the 60-day injured list on 9/14 with a left ring finger fracture, missing the remainder of the season...

2021: Played in 103 games with the Cubs, hitting .291 (86-for-296) with 44R, 14 doubles, 2 triples, 11HR, 33RBI, 30BB and 12SB... recorded a career-high 18-game on-base streak from 7/28-8/15... recorded a three-homer game on 8/1, the first Cub since Kris Bryant on 5/17/19 notched his first career "walk-off" hit and HR on 8/23 vs. Colorado, a two-run HR in the ninth inning... began the season with Triple-A Iowa, hitting .250 (16-for-64) with 11R, 3 doubles, 4HR, 11RBI, 8BB and 1SB in 16 games...

2020: Spent the entire season at the Atlanta Braves Alternate Site... signed by the Cubs as a minor league free agent on 11/20...

2019: In 34 games with Atlanta, hit .205 (18-for-88) with 7R, 3 doubles, 2HR, 10RBI, 8BB and 3SB... in his first start with the Braves (fifth game of the season), hit a go-ahead grand slam in the sixth inning off the Dodgers' Dustin May on 8/18... made his first career postseason roster with Atlanta, appearing in four games off the bench (0-for-3, 1R)... spent the majority of the season with Triple-A Gwinnett, hitting .285 (123-for-431)... was named by the organization as Triple-A Gwinnett's "Player of the Year"

PERSONAL: Full name is Rafael Angel Garcia Ortega... Was originally signed by the Colorado Rockies as a non-drafted free agent on 1/30/08.

2023 SWB RAILRIDERS

OSWALD PERAZA | INF



R/R | 6'0" | 200 LBS | Opening Day Age: 22 |

Barquisimeto, Venezuela |

Non-Drafted Free Agent 07/02/2016 | MLB Service: 0.035 |

2022 HITTING STATISTICS

TERM	G	AVG	H	R	2B	3B	HR	RBI	SB	CS
SWB RailRiders	99	.259	100	57	16	0	19	50	33	5
New York Yankees	18	.306	15	8	3	0	1	2	2	0
MLB CAREER (1 Years)	18	.306	15	8	3	0	1	2	2	0
MLB CAREER (5 Years)	373	.274	404	240	64	8	42	173	115	25

2023 Preseason Prospect Rankings: *Baseball America* - NYY No. 2, MiLB No. 62; *MLB Pipeline* - NYY No. 3, MiLB No. 52; *Fangraphs* - NYY No. 2, MiLB No. 40

2022: Saw his first Major League action with the Yankees, batting .306/.404/.429 (15-for-49) with 8R, 3 doubles, 1HR, 2RBI, 6BB, 2HP and 2SB in 18 games...appeared defensively at SS (12G/11GS) and 2B (4G/3GS)...Began the season with Triple-A Scranton/Wilkes-Barre, batting .259 (100-for-386) with 57R, 16 doubles, 19HR, 50RBI, 34BB and 33SB in 99 games...his 19HR were a career high...played 89 games at SS and 10 games at 2B...Over his final 53 games with the RailRiders, hit .316/.382/.560 (66-for-209) with 42R, 9 doubles, 14HR, 35RBI, 18BB and 22SB....At the time of his call-up on 9/1, his 33SB were the third-most in the International League and tied for the fifth-most among all Triple-A players...made his Major League debut on 9/2 at Tampa Bay, entering the game as a pinch hitter in the ninth inning and striking out in his only AB...Made his first career start at SS on 9/3 at Tampa Bay...Over his final 15 games of the season (from 9/7-G1-10/5), batted .357/.449/.500 (15-for-42) with 8R, 3 doubles, 1HR, 2RBI, 6BB, 1HP and 2SB...his .449 OBP was tied for the sixth-highest in the Majors (tied for fourth in the AL) over that span (min. 40AB)...Hit safely in a career-high five straight games from 9/25-10/4-G1, hitting .474/.500/.684 (9-for-19) with 3R, 1 double, 1HR, 2RBI and 1SB...recorded multiple hits in four of those five games...Hit his first career HR with a game-tying solo HR in the second inning in Game 1 on 10/4 at Texas...along with teammate Oswaldo Cabrera, became just the fourth set (seventh time) of Yankees teammates age 23-or- younger in the last 52 years (since 1971) to homer in the same game...Following the season, was tabbed the Yankees' No. 2 prospect by *Baseball America*...was also named by the publication as the organization's "Best Defensive Infielder" and "Best Infield Arm"...

PERSONAL: Full name is Oswald Dair Peraza Sandoval...First Yankee to be born in the year 2000-or-later & appear in a game

EVERSON PEREIRA | OF



R/R | 5'11" | 203 LBS | Opening Day Age: 21 |

Cabudare, Venezuela |

Non-Drafted Free Agent, 07/02/2017 | MLB Service: 0.000 |

2022 HITTING STATISTICS

TERM	G	AVG	H	R	2B	3B	HR	RBI	SB	CS
Hudson Valley Renegades	73	.274	79	55	13	6	9	43	19	5
Somerset Patriots	29	.283	32	21	4	3	5	13	2	2
MLB CAREER (4 Years)	210	.271	224	153	38	12	38	141	36	12

2023 Preseason Prospect Rankings: *Baseball America* - NYY No. 4, MiLB No. 78; *MLB Pipeline* - NYY No. 6; *Fangraphs* - NYY No. 4

2022: Combined with High-A Hudson Valley and Double-A Somerset to hit .277/.350/.469 (111-for-401) with 76R, 17 doubles, 9 triples, 14HR, 32RBI and 43BB and 21SB in 102 games...Began the season with High-A Hudson Valley, batting .274/.354/.455 (79-for-288) with 55R, 13 doubles, 6 triples, 9HR, 43RBI, 34BB and 19SB in 73 games...Was promoted to Double-A Somerset on 7/13 and hit .283/.341/.504 (32-for-113) with 21R, 4 doubles, 3 triples, 5HR, 13RBI, 9BB and 2SB in 29 games...Following the season, was tabbed by *Baseball America* as the Yankees' No. 4 prospect

2021: Combined with the FCL Yankees, Low-A Tampa and High-A Hudson Valley to hit .303/.398/.686 (57-for-188) with 47R, 10 doubles, 1 triple, 20HR, 57RBI, 28BB and 9SB in 49 games...Began the season with the FCL Yankees, going 3-for-8 (.375) with 3R, 2 doubles, 1HR, 3RBI and 3BB in three games...Was transferred to Low-A Tampa on 7/6 and batted .361/.446/.667 (26-for-72) with 17R, 5 doubles, 1 triple, 5HR, 22RBI and 10BB in 19 games...was named the Low-A Southeast "Player of the Week" for 7/5-11 after hitting .500/.550/.944 (9-for-18) with 4R, 1 triple, 2HR, 9RBI and 2BB in four games...Was promoted to High-A Hudson Valley on 8/3 and hit .259 (28-for-108) with 27R, 2 doubles, 14HR, 32RBI and 15BB in 27 games...Following the season, was tabbed an Organization All-Star by MiLB.com. 4 Was added to the Yankees' 40-man roster on 11/19

PERSONAL: Was ranked by both *Baseball America* and *MLB Pipeline* as the No. 4 prospect for the 2017 international signing period... Full name is Everson Jose Pereira.

2023 SWB RAILRIDERS

DELVIN PÉREZ | INF



R/R | 6'3" | 175 LBS | Opening Day Age: 24 |

San Juan, Puerto Rico |

MiLB Free Agent, 12/26/2022 | MLB Service: 0.000 |

2022 HITTING STATISTICS

TERM	G	AVG	H	R	2B	3B	HR	RBI	SB	CS
Springfield Cardinals	50	.222	36	26	6	0	2	20	13	0
Memphis Redbirds	45	.224	30	19	4	1	3	13	8	0
MiLB CAREER (6 Years)	452	.250	415	226	51	0	11	135	92	29

2022: Split the season between Double-A Springfield and Triple-A Memphis, combining to hit .223 (66-for-296) with 45R, 10 doubles, 1 triple, 5HR, 33RBI, 37BB and 21SB in 95 games...following the season, played 41 games with the Gigantes De Carolina of the Puerto Rican Winter League...

2021: Spent the entire season with Double-A Springfield, batting .265 (103-for-389) with 62R, 9 doubles, 4 triples, 4HR, 23RBI, 28BB and 24SB in 98 games...ranked among Texas League leaders in stolen bases (ninth) and hits (10th)...collected 33 multi-hit games, including 11 three-hit games...recorded an 11-game hitting streak from 6/12-24, batting .458 (22-for-48) during that stretch...

2019: Was named a Midwest League Mid-Season All-Star after hitting .269 (123-for-458) with 64R, 17 doubles, 3 triples, 1HR, 30RBI, 27BB and 22SB in 118 games with Single-A Peoria...ranked seventh in the Midwest League in hits...

PERSONAL: Attended Colegio Individualizado PJ Education School.

MATT PITA | INF/OF



R/R | 5'9" | 182 LBS | Opening Day Age: 25 |

Lithia, Florida | Virginia Military Institute |

12th Round, 2018 MLB Draft | MLB Service: 0.000 |

2022 HITTING STATISTICS

TERM	G	AVG	H	R	2B	3B	HR	RBI	SB	CS
SWB RailRiders	40	.198	17	11	4	0	5	15	3	1
Somerset Patriots	2	.000	0	0	0	0	0	0	0	0
MiLB CAREER (4 Years)	218	.206	130	80	4	0	5	15	3	1

2022: Started the season at Triple-A SWB but went on the injured list for over a month from May-June...Spent time in Double-A Somerset and two month long stint on the IL...Finished out the season with the RailRiders...Played 40 games in SWB and just two in SOM...

2021: Played in 27 games for the RailRiders, batting .228 with seven home runs and 15 RBI... Had a pair of two-hit games on 7/20 and 7/16... Played 33 games for the Somerset Patriots, batting .225... Stole 10 bags with 11 attempts for most stolen bases with one team of career...

2019: Appeared in 25 games for the Tampa Tarpons (A+)... Played in 26 games for the Charleston RiverDogs (A)... Played 35 games with the Staten Island Yankees (Short-Season A), most games he's played with a single team in Minor League career...

2018: Played 27 games with the GCL Yankees, three with the Tampa Tarpons... Five extra base hits in those 30 games played, stealing three bases...

PERSONAL: Played three seasons (2016-18) at VMI, batting .359 (211-for-588) with 146R, 47 doubles, 11 triples, 32HR, 116RBI and 40SB in 150 games... was a 2018 ABCA/Rawlings Third Team All-American... is a 2015 graduate of Cosby (Va.) H.S., where he also played football.

2023 SWB RAILRIDERS

NICK RAMIREZ | LHP



L/L | 6'2" | 245 LBS | Opening Day Age: 33 |

Anahiem Hills, California | Cal State Fullerton |

MiLB Free Agent, 12/09/2022 | MLB Service: 1.077 |

2022 PITCHING STATISTICS

TERM	W-L	ERA	G/GS	SV	IP	H	K	BB	BAB	WHIP
Tacoma Rainiers	3-4	2.93	53/0	16	55.1	49	53	15	.241	1.16
MLB CAREER (3 Years)	6-5	4.55	64/0	0	110.2	107	99	46	.248	1.38
MLB CAREER (5 Years)	24-14	2.95	181/9	21	274.1	235	243	96	.230	1.21

2022: Signed with the Mariners as a minor league free agent on 4/9...spent the entire season with Triple-A Tacoma, going 3-4 with 16 saves and a 2.93 ERA (55.1IP, 49H, 21R/18ER, 15BB, 53K, 4HR) in 53 relief appearances...his 16 saves were the third-most among Triple-A pitchers and led the Pacific Coast League...

2021: Over five stints with the Padres (4/17-21, 4/22-5/2, 5/12-13, 5/28-29, 6/20-7/26), went 1-1 with a 5.75 ERA (20.1IP, 23H, 15R/13ER, 7BB, 14K, 2HR) in 13 relief outings...began the season at San Diego's Alternate Site...was placed on the 10-day injured list from 7/8-9/17 with left rotator cuff inflammation...in 35 games (two starts) with Triple-A El Paso, he went 2-2 with a 4.50 ERA (48.0IP, 46H, 26R/24ER, 18BB, 53K, 5HR)...

2020: Posted a 5.91 ERA (10.2IP, 7ER) and 11K in five appearances with the Tigers...began the season at Detroit's Alternate Site before having his contract selected on 9/10...signed with the Padres as a minor league free agent on 12/12...

PERSONAL: Played collegiately at Cal State Fullerton, where he was named the Big West Conference "Player of the Year" in 2011 as a two-way player...also was CSF's closer, going 16-for-16 in saves in 2011, which marked the second-best, single season save mark in school history at the time...earned First Team All-Big West Conference honors as a first baseman in 2010 and as a utility player in 2009...selected as a freshman All-American by Collegiate Baseball and Baseball America...selected to play with USA Baseball's Collegiate National Team in the summer of 2010...won silver medal at the FISU World University Baseball Championship in Tokyo, Japan.

BEN RORTVEDT | C



L/R | 5'9" | 191 LBS | Opening Day Age: 25 |

Madison, Wisconsin | Verona H.S. (WI) |

Traded from MIN to NYY on 3/13/22 | MLB Service: 1.086 |

2022 HITTING STATISTICS

TERM	G	AVG	H	R	2B	3B	HR	RBI	SB	CS
Tampa Tarpons	2	.500	2	1	0	0	1	1	0	0
Hudson Valley Renegades	4	.083	1	3	0	0	0	0	0	0
SWB RailRiders	42	.221	34	21	9	0	6	20	0	0
MLB CAREER (1 Year)	39	.169	15	8	1	0	3	7	0	0
MLB CAREER (6 Years)	373	.238	308	147	66	4	28	155	2	0

2022: Acquired by the Yankees from the Minnesota Twins along with INF Josh Donaldson and INF Isiah Kiner-Falefa in exchange for C Gary Sánchez and INF Gio Urshela on March 13, 2022...Combined with Single-A Tampa, High-A Hudson Valley and Triple-A Scranton/Wilkes-Barre to hit .218 (37-for-170) with 25R, 9 doubles, 7HR, 21RBI and 22BB in 48 games...combined to throw out 7-of-33 (21.2%) attempted base stealers...Began the season on the 10-day injured list with a right oblique muscle strain...Played in two rehab games with Single-A Tampa from 5/7-8 before being returned from rehab on 5/13...Underwent arthroscopic surgery (a partial meniscectomy or "meniscus clean-up") on his left knee on 5/17...the surgery was performed by Yankees Head Team Physician Dr. Christopher Ahmad at NewYork-Presbyterian Hospital...was transferred to the 60-day injured list on 5/22...Made a rehab appearance with High-A Hudson Valley and Triple-A Scranton/Wilkes-Barre before being reinstated from the 60-day injured list and optioned to Triple-A Scranton/Wilkes-Barre on 8/2...4 In 42 games with Triple-A Scranton/Wilkes-Barre (including rehab), hit .221 (34-for-154) with 21R, 9 doubles, 6HR, 20RBI and 18BB...

2021: Split season between St. Paul and Minnesota...hit .254 for Saints with five HR and 22RBI...made MLB debut on 4/30 against Kansas City (walked in his first PA)...First big league hit was a single off of Wade Davis...hit his first MLB home run on May 30 off of KC's Brad Keller...appeared in 39 games for Minnesota.

PERSONAL: Full name is Benjamin Thomas Rortvedt (Rort-Vet)...ranked Twins 26th best prospect by MLB.com in 2020...in 2019, played four games with Salt River in the Arizona Fall League...named best defensive catcher in Twins minor league system by Baseball America following 2019 season...Originally selected 56th overall (2nd round) by Minnesota in 2016...2016 graduate of Verona Area High School in Verona, WI...as a senior, hit .406 with 5 doubles, three triples and 10 RBI...earned Wisconsin Baseball Coaches Association All-State First-Team selection as a junior...also played football for Verona as a running back, linebacker, kicker and punter.

2023 SWB RAILRIDERS

JEISSON ROSARIO | OF



L/L | 6'1" | 195 LBS | Opening Day Age: 23 |

Santo Domingo Centro, Dominican Republic |

Claimed off waivers (BOS) on 03/26/22 | MLB Service: 0.000 |

2022 HITTING STATISTICS

TEAM	G	AVG	H	R	2B	3B	HR	RBI	SB	CS
Somerset Patriots	104	.243	88	46	19	4	11	39	12	7
MiLB CAREER (5 Years)	491	.253	446	271	75	14	21	168	60	36

2022: Batted .243 (88-for-362) with 46R, 19 doubles, 4 triples, 11HR, 39RBI, 64BB and 12SB in 104 games with Double-A Somerset... ranked sixth among Yankees farmhands in walks and tied for eighth in doubles...was tied for first in the Eastern League in walks and ranked seventh in OBP (.363)...

2021: Entered the season ranked by Baseball America as the "Best Defensive Outfielder" in the Red Sox system...tied for sixth in the Double-A Northeast with 50BB...

PERSONAL: Full name is Jeisson Antonio Rosario Mora (pronounced like "Jason")... Acquired by the Boston Red Sox with 3B Hudson Potts in exchange for 1B Mitch Moreland, 8/30/2022...Originally signed as an international free agent by the San Diego Padres in 2016.

LISANDRO SANTOS | LHP



L/L | 6'1" | 227 LBS | Opening Day Age: 24 |

Santiago, de los Caballeros Dominican Republic |

MiLB Free Agent, 12/08/2022 | MLB Service: 0.000 |

2022 PITCHING STATISTICS

TEAM	W-L	ERA	G/GS	SV	IP	H	K	BB	BAV	WHIP
Rome Braves	2-4	3.40	20/4	2	47.2	37	81	25	.211	1.30
Mississippi Braves	2-1	5.89	17/0	0	18.1	17	21	11	.239	1.53
MiLB CAREER (6 Years)	15-15	3.38	123/22	4	256.0	214	304	154	.223	1.44

2022: Combined to go 4-5 with two saves and a 4.09 ERA (66.0IP, 54H, 35R/30ER, 36BB, 102K, 7HR) in 37 games (four starts) with High-A Rome and Double-A Mississippi...tossed 16.0 consecutive scoreless innings to begin the season from 4/9-5/10...

2021: In 35 games between Low-A Augusta and High-A Rome, went 4-3 with one save and a 3.75 ERA (50.1IP, 36H, 24R/21ER, 37BB, 59K, 4HR)... was tied for fifth among Braves farmhands in games pitched...

2019: Went 4-2 with a 2.01 ERA (53.2IP, 12ER) in 12 combined appearances (10 starts) between Rookie-level Danville and the DSL Braves...

PERSONAL: Was originally signed by the Atlanta Braves as a non-drafted free agent on 7/2/16.

2023 SWB RAILRIDERS

MATT SAUER | RHP



R/R | 6'4" | 235 LBS | Opening Day Age: 24 |

Santa Maria, California | Righetti H.S. (CA) |

2nd Round, 2017 MLB Draft | MLB Service: 0.000 |

2022 PITCHING STATISTICS

TEAM	W-L	ERA	G/CS	SV	IP	H	K	BB	BAB	WHIP
Hudson Valley Renegades	5-3	3.77	18/18	0	88.1	75	100	35	.229	1.25
Somerset Patriots	0-2	7.84	4/4	0	20.2	22	34	7	.268	1.40
MILB CAREER (5 Years)	13-20	4.42	66/64	0	307.2	269	326	121	.230	1.27

2023 Preseason Prospect Rankings: MLB Pipeline - NYY No. 22

2022: Went 5-5 with one complete game and a 4.54 ERA (109.0IP, 97H, 63R/55ER, 42BB, 134K, 13HR) in 22 combined starts with High-A Hudson Valley and Double-A Somerset...ranked among Yankees farmhands in strikeouts (third) and games started (tied for sixth)...began the season with Hudson Valley, going 5-3 with one complete game, a 3.77 ERA (88.1IP, 37ER) and 100K in 18 starts...was named the FSL "Pitcher of the Week" from 5/30-6/5 after allowing just 1H over 7.0 scoreless innings on 6/1 at Aberdeen (1BB, 6K)...was promoted to Somerset on 8/9, going 0-2 with a 7.84 ERA (20.2IP, 18ER) and 34K over four starts...was named the Eastern League "Pitcher of the Week" from 8/22-28 after recording a career-high 17K over 8.0 innings on 8/25 vs. New Hampshire (ND, 2H, 1ER, 0BB, 1HR)...his 17K were the most by a pitcher in the minors this season...
2021: In 23 games (21 starts) between Low-A Tampa and High-A Hudson Valley, went 5-6 with a 4.69 ERA (111.1IP, 93H, 71R/58ER, 47BB, 127K, 13HR)...ranked among Yankees farmhands in innings pitched (third), starts (tied for fourth) and strikeouts (seventh)...began the season with Tampa, going 2-4 with a 4.34 ERA (66.1IP, 32ER) and 76K in 15 games (13 starts)...earned Low-A Southeast "Pitcher of the Week" honors for 6/28-7/4, allowing just 1H and recording 10K over 6.0 scoreless innings on 7/1 vs. Jupiter...was promoted to Hudson Valley on 8/5, posting a 3-2 record with a 5.20 ERA (45.0IP, 26ER) and 51K over eight starts...
2020: Did not play due to the COVID-19 pandemic...

PERSONAL: Graduated from Ernest Righetti H.S. (Calif.)...went 9-1 with a 0.98 ERA (78.1IP, 42H, 18R/11ER, 31BB, 142K) in 14 appearances (13 starts) his senior season while also playing shortstop, to earn the 2017 PAC-8 League Most Valuable Player Award...was a member of the 2015 USA 17U National Team Development Program...prior to signing, was committed to the University of Arizona...was tabbed as the No. 28 overall prospect (and No. 15 pitcher) in the 2017 draft class by Baseball America.

ANTHONY SEIGLER | C



S/R | 5'11" | 195 LBS | Opening Day Age: 23 |

Fort Defiance, Arizona | Cartersville H.S. (GA) |

1st Round, 2018 MLB Draft | MLB Service: 0.000 |

2022 HITTING STATISTICS

TEAM	G	AVG	H	R	2B	3B	HR	RBI	SB	CS
Tampa Tarpons	25	.237	18	12	6	0	3	13	5	0
Hudson Valley Renegades	72	.235	56	49	15	0	4	32	11	7
MILB CAREER (5 Years)	192	.226	145	106	39	1	12	84	18	9

2022: Combined with Single-A Tampa and High-A Hudson Valley to bat .236 (74-for-314) with 61R, 21 doubles, 7HR, 45RBI, 91BB and 16SB in 97 games...led all Yankees minor leaguers in walks, ranked sixth in doubles and OBP (.405) and eighth in runs scored...recorded 66BB with Hudson Valley, tied for the fifth-most in the South Atlantic League...

2021: Batted .219 (33-for-151) with 12 doubles, 1 triple, 4HR, 24RBI and 23BB in 41 games with High-A Hudson Valley...

PERSONAL: Is a 2018 graduate of Cartersville (Ga.) H.S....as a senior in 2018, was named the ABCA National High School Position Player of the Year and the Atlanta Journal-Constitution State Player of the Year...also earned 2018 First Team All-American and Southeast All-Region First Team honors...helped lead Cartersville to the Georgia 4A State Championship in 2018, where they finished runner-up...was ranked by Baseball America as the No. 41 prospect in the 2018 draft class...was the third catcher to be chosen by the Yankees in the first round of the MLB First-Year Player Draft since its inception in 1965, joining David Parrish in 2000 (28th overall, University of Michigan) and Thurman Munson in 1968 (fourth overall, Kent State University)...was also an ambidextrous pitcher and posted a 1.09 ERA in 25.2IP as a senior, striking out 29 batters...played for USA Baseball's 18U National Team, winning the 2017 U-18 World Cup...was committed to play at the University of Florida prior to signing with the Yankees...is of Navajo descent, and would join Jacoby Ellsbury as the second Navajo to play in the Majors...is named after the late Tony Phillips, an 18-year Major League veteran infielder and friend of his father's.

2023 SWB RAILRIDERS

CLARKE SCHMIDT | RHP



R/R | 6'1" | 200 LBS | Opening Day Age: 27 |

Acworth, Georgia | University of South Carolina |

1st Round, 2017 MLB Draft | MLB Service: 1.148 |

2022 PITCHING STATISTICS

TEAM	W-L	ERA	G/GS	SV	IP	H	K	BB	BB%	WHIP
New York Yankees	5-5	3.12	29/3	2	57.2	46	56	23	.222	1.20
SWB RailRiders	2-1	3.27	8/8	0	33.0	26	46	9	.205	1.06
MLB CAREER (3 Years)	5-6	3.71	34/5	2	70.1	64	69	33	.242	1.38
MILB CAREER (4 Years)	8-11	3.16	45/42	0	185.0	153	224	55	.221	1.24

2022: In 29 games (three starts) with the Yankees, went 5-5 with two saves and a 3.12 ERA (57.2IP, 46H, 23R/20ER, 23BB, 56K, 5HR) over four stints with the club (4/8-5/1, 5/13-6/22, 7/23-8/1, 8/22-10/5)... In three starts, went 0-2 with a 4.63 ERA (11.2IP, 13H, 6ER, 2BB, 14K, 0HR)...as a reliever, went 5-3 with two saves and a 2.74 ERA (46.0IP, 33H, 17R/14ER, 21BB, 42K, 5HR) in 26 games...tossed at least 2.0 innings in 13 of his relief appearances and at least 3.0 innings in five of those relief appearances... Recorded five relief appearances of at least 3.0 scoreless innings, tied for the most in the Majors (also Los Angeles-AL's Jaime Barria, Texas' Taylor Hearn and Chicago-NL's Keegan Thompson)...was just the second Yankees pitcher since 2003 to record as many such relief appearances in a season (also Alfredo Aceves' seven relief appearances in 2009)... Tossed 3.0 innings in both of his saves...

2021: Appeared in six games, making five starts for the RailRiders to the tune of a 2.10 ERA across 25.2 IP... Tossed season high six innings against Rochester 9/30, allowing just three unearned runs and taking a no decision... Made two starts for the Somerset Patriots... Made one, three inning start for the Tampa Tarpons...

2020: Saw his first Major League action, going 0-1 with a 7.11 ERA (6.1IP, 5ER) in three games (one start) over two stints with the Yankees (9/4-13, 9/27)... Was the first Yankees' first round pick to make his Major League debut with the club since Aaron Judge on 8/13/16 (2013 draft, 32nd overall) and the first pitcher to do so since Andrew Brackman on 9/22/11 (2007 draft, 30th overall)...

PERSONAL: Full name is Clarke Douglas Schmidt... Was the Yankees' first-round pick (16th overall) in the 2017 First-Year Player Draft... In three seasons at South Carolina (2015-17), produced a 15-9 record and 3.21 ERA (229.2 IP, 218 H, 102 R/82 ER, 65 BB, 254 K, 17 HR) in 45 G (36 GS)... Was named to USA Baseball's Golden Spikes Award Midseason Watch List in both 2016 and 2017.

SHAWN SEMPLE | RHP



R/R | 6'0" | 215 LBS | Opening Day Age: 27 |

Voorhees, New Jersey | University of New Orleans |

11th round, 2017 MLB Draft | MLB Service: 0.000 |

2022 PITCHING STATISTICS

TEAM	W-L	ERA	G/GS	SV	IP	H	K	BB	BB%	WHIP
SWB RailRiders	1-1	11.45	4/1	0	11.1	22	6	6	.400	2.55
Hudson Valley Renegades	3-0	2.40	4/1	0	15.0	14	16	5	.233	0.94
Somerset Patriots	1-0	4.63	6/0	0	11.2	10	5	1	.227	1.54
MILB CAREER (5 Years)	27-18	4.02	90/50	5	349.2	329	356	109	.246	1.25

2022: Went 5-1 with a 5.73 ERA (37.2IP, 46H, 25R/24ER, 12BB, 27K, 7HR) in 14 games (two starts) with Triple-A Scranton/Wilkes-Barre, High-A Hudson Valley and Double-A Somerset...

2021: Combined with Double-A Somerset, High-A Hudson Valley and Triple-A Scranton/Wilkes-Barre to go 10-5 with a 3.91 ERA (106.0IP, 82H, 52R/46ER, 37BB, 124K, 13HR) in 24 games (18 starts)...his 10 wins were tied for the second-most among Yankees' farmhands...was named the Double-A Northeast "Pitcher of the Week" for 7/19-25 with Somerset after tossing 6.0 scoreless innings and recording the win in his start on 7/22 vs. Altoona (2H, 1BB, 9K)...

2020: Did not pitch due to the COVID-19 pandemic...

2019: Appeared in 26 games (20 starts) with Single-A Charleston, Single-A Tampa, Triple-A Scranton/Wilkes-Barre and Double-A Trenton, combining to go 3-7 with a 4.54 ERA (127.0IP, 128H, 71R/64ER, 45BB, 121K, 13HR)...made one start with Scranton/Wilkes-Barre on 5/25 at Syracuse (ND, 3.1IP, 8H, 8ER, 3BB, 2K, 1HR) despite not pitching above Single-A in his career at the time...

PERSONAL: Full name is Shawn Semple... Made his professional debut with the GCL Yankees East, finishing 4-0 with 2 saves and a 1.00 ERA (18.0IP, 2ER) in 13 starts...played three seasons at the University of New Orleans (2015-17), going 16-12 with a 3.51 ERA (220.1IP, 218H, 101R/86ER, 69BB, 223K) in 39 career appearances (35 starts)... was named to the 2017 All-Southland Conference First Team... graduated from Paul VI H.S. (N.J.).

2023 SWB RAILRIDERS

D.J. SNELTEN | LHP



L/L | 6'7" | 245 LBS | Opening Day Age: 30 |

Lake Forest, Illinois | University of Minnesota |

MiLB Free Agent, 8/05/2022 | MLB Service: 0.010 |

2022 PITCHING STATISTICS

TERM	W-L	ERA	G/GS	SV	IP	H	K	BB	BAB	WHIP
Did Not Play										
MLB CAREER (1 Year)	0-0	18.00	1/1	0	3.0	9	1	0	.391	3.00
MiLB CAREER (6 Years)	27-24	3.31	183/42	2	410.1	414	407	148	.260	1.37

2022: Did not pitch...

2021: Signed with the Chicago Cubs to a minor league contract on 11/16/20, but did not pitch...

2020: Signed with the Tampa Bay Rays to a minor league contract on 1/7...spent the entire season at the Rays' Alternate Site, but did not pitch in the Majors...

2019: Pitched for the Chicago Dogs of the American Association of Independent Professional Baseball, going 7-3 with a 3.12 ERA (118.1IP, 41ER) and 112K in 20 starts...

2018: Saw his first Major League action with the San Francisco Giants, allowing 6R/5ER over four relief appearances (4.1IP, 9H, 3BB, 4K, 2HR)... was recalled from Triple-A Sacramento on 4/28 and made his Major League debut that night in Game 2 vs. Los Angeles-NL (1.1IP, 1H, 1BB, 1K)...struck out Yasmani Grandal (swinging) for his first career Major League strikeout...began the year with Triple-A Sacramento, making 13 relief appearances over two stints before being designated for assignment on 5/28...was claimed off waivers by the Baltimore Orioles on 6/4...was assigned to Triple-A Norfolk, going 2-2 with one save and a 5.52 ERA (29.1IP, 18ER) and 30K...

PERSONAL: Full name is Donald Marek Snelten...has made four career Major League relief appearances in 2018 with the San Francisco Giants (4.1IP, 9H, 6R/5ER, 3BB, 4K, 2HR)...was drafted by the San Francisco Giants in the ninth round of the 2013 MLB First-Year Player Draft...was originally drafted by the San Diego Padres in the 30th round of the 2010 First-Year Player Draft, but did not sign...graduated from Lakes Community (Ill.) H.S. in 2010.

MITCH SPENCE | RHP



R/R | 6'2" | 185 LBS | Opening Day Age: 24 |

Kirkland, Washington | University of South Carolina-Aiken |

10th round, 2019 MLB Draft | MLB Service: 0.000 |

2022 PITCHING STATISTICS

TERM	W-L	ERA	G/GS	SV	IP	H	K	BB	BAB	WHIP
Somerset Patriots	3-5	5.24	17/15	0	79.0	86	79	26	.274	1.42
SWB RailRiders	3-2	3.86	10/10	0	51.1	52	48	16	.260	1.33
MiLB CAREER (3 Years)	15-16	4.72	66/45	0	263.1	253	274	83	.250	1.28

2022: Combined with Double-A Somerset and Triple-A Scranton/Wilkes-Barre to go 6-7 with a 4.70 ERA (130.1IP, 138H, 73R/68ER, 42BB, 127K, 17HR) in 27 games (25 starts)...ranked among Yankees farmhands in games started (tied for third) and strikeouts (sixth)...

2021: Went 7-6 with a 3.94 ERA (105.0IP, 99H, 52R/46ER, 37BB, 118K, 10HR) in 23 games (20 starts) with High-A Hudson Valley...ranked second among High-A East pitchers in ERA, innings pitched and strikeouts while tying for second in games started...

2020: Did not pitch due to the COVID-19 pandemic...2019: Tied for third in the Appalachian League with four saves for Rookie-level Pulaski...

PERSONAL: Played three seasons (2017-19) at USC-Aiken... graduated from Green Hope (N.C.) H.S. in 2016.

2023 SWB RAILRIDERS

TREY SWEENEY | INF



L/R | 6'3" | 208 LBS | Opening Day Age: 23 |

Louisville, KY | Eastern Illinois University |

1st Round, 2021 MLB Draft | MLB Service: 0.000 |

2022 HITTING STATISTICS

TERM	G	AVG	H	R	2B	3B	HR	RBI	SB	CS
Hudson Valley Renegades	100	.241	94	70	18	4	14	51	29	2
Somerset Patriots	11	.233	10	6	1	0	2	5	2	1
MiLB CAREER (2 Years)	144	.245	134	106	23	8	23	70	35	4

2023 Preseason Prospect Rankings: *Baseball America* - NYY No. 15; *MLB Pipeline* - NYY No. 7; *Fangraphs* - NYY No. 5

2022: Combined with High-A Hudson Valley and Double-A Somerset to bat .240 (104-for-433) with 76R, 19 doubles, 4 triples, 16HR, 56RBI, 66BB and 31SB in 111 games...ranked among batters in the Yankees organization in runs (tied for third), walks (fourth), hits (sixth), total bases (seventh, 179), RBI (tied for seventh), XBH (eighth, 39), doubles (tied for eighth) and stolen bases (10th)...spent the majority of the season with Hudson Valley, hitting .241 (94-for-390) with 70R, 18 doubles, 4 triples, 14HR, 51RBI, 59BB and 29SB...ranked among the South Atlantic League in stolen bases (sixth), runs (tied for sixth) and walks (tied for ninth)...over his final 19 games with Hudson Valley from 8/9-9/4, batted .300/.443/.486 (21-for-70) with 14R, 4 doubles, 3HR, 6RBI, 16BB and 9SB over that span...was promoted to Somerset on 9/6, where he hit .233 (10-for-43) with 6R, 1 double, 2HR, 5RBI, 7BB and 2SB in 11 games...

2021: Made his professional debut, batting .261/.384/.548 (30-for-115) with 30R, 4 doubles, 4 triples, 7HR, 14RBI and 22BB in 32 combined games with the Rookie-level FCL Yankees and Low-A Tampa Tarpons...following the season, was ranked by *Baseball America* as the No. 7 prospect in the Yankees organization...

PERSONAL: Full name is Trey Thomas Sweeney...in three collegiate seasons at Eastern Illinois University, hit .328/.437/.517 (134-for-408) with 87R, 22 doubles, 2 triples, 17HR, 96RBI and 72BB in 117 games...in his redshirt sophomore campaign in 2021, batted .382/.522/.712 (65-for-170) with 52R, 10 doubles, 2 triples, 14HR, 58RBI and 46BB (a single season school record) in 48 games...became just the third player from Eastern Illinois University to be selected in the first round of the First-Year Player Draft, joining Tim Pyznarski (15th overall in 1981 by the Oakland Athletics) and Stan Royer (16th overall in 1988, also by Oakland)...attended St. Xavier High School in Louisville, hitting .389 as a senior with 41RBI and 18SB while leading his team to Kentucky State Baseball Championship.

TANNER TULLY | LHP



L/L | 6'1" | 205 LBS | Opening Day Age: 28 |

Elkgart, Indiana | Ohio State University |

MiLB Free Agent, 12/12/2022 | MLB Service: 0.015 |

2022 PITCHING STATISTICS

TERM	W-L	ERA	G/GS	SV	IP	H	K	BB	BAB	WHIP
Columbus Clippers	8-6	4.72	24/20	0	122.0	142	98	26	.288	1.38
Cleveland Guardians	0-0	6.00	3/0	0	6.0	8	2	6	.333	2.33
MLB CAREER (1 Year)	0-0	6.00	3/0	0	6.0	8	2	6	.333	2.33
MiLB CAREER (6 Years)	39-46	3.99	140/112	0	696.1	771	514	138	.279	1.30

2022: Combined 2022: Saw his first Major League action with Cleveland, posting a 6.00 ERA (6.0IP, 4ER) with 2K in three relief outings over three stints (4/20-22, 6/25-27, 7/14-18)...made his Major League debut on 4/22 at the Yankees (2.0IP, 2H, 1ER, 1BB, 1HR)...recorded his first career strikeout on 6/26 vs. Boston, striking out Xander Bogaerts (swinging) to end the seventh inning...spent the majority of the season with Triple-A Columbus, going 8-6 with one complete game and a 4.72 ERA (122.0IP, 142H, 70R/64ER, 26BB, 98K, 12HR) in 24 games (20 starts)...was tied for fifth among Cleveland farmhands in innings pitched...

2021: Combined to go 6-6 with a 3.50 ERA in 26 games (18 starts) for Double-A Akron and Triple-A Columbus (113.0IP, 123H, 49R/44ER, 32BB, 97K, 10HR)...finished second in Cleveland's minor league system in innings pitched...started the season at Cleveland's Alternate Site...from 7/4-end of season, went 4-1 with a 2.08 ERA (65.1P, 15ER) in 16 games (11 starts)...following the season, participated in the Arizona Fall League, going 0-2 with a 8.10 ERA in six starts for Scottsdale (20.0IP, 27H, 19R/18ER, 7BB, 15K, 6HR)...

PERSONAL: Full name is Tanner Paul Tully...in three seasons (2014-16) at Ohio State, went 18-10 with a 2.93 ERA in 46 games...was originally selected by Cleveland in the 26th round of the 2016 First-Year Player Draft.

2023 SWB RAILRIDERS

RANDY VÁSQUEZ | RHP



R/R | 5'11" | 203 LBS | Opening Day Age: 24 |

Navarette, Dominican Republic |

Non-Drafted Free Agent, 5/21/2018 | MLB Service: 0.000 |

2022 PITCHING STATISTICS

TERM	W-L	ERA	G/GS	SV	IP	H	K	BB	BAB	WHIP
Somerset Patriots	2-7	3.90	25/25	0	115.1	106	120	41	.239	1.28
MILB CAREER (4 Years)	15-13	3.10	68/64	0	307.2	249	331	119	.217	1.20

2023 Preseason Prospect Rankings: *Baseball America* - NYY No. 9; *MLB Pipeline* - NYY No. 14; *Fangraphs* - NYY No. 11

2022: Spent the entire season with Double-A Somerset, going 2-7 with a 3.90 ERA (115.1IP, 106H, 56R/50ER, 41BB, 120K, 11HR) in 25 starts... Was tied for third among Yankees farmhands in games started, fifth in innings pitched and eighth in strikeouts... Was second in the Eastern League in ERA, fourth in opponents' batting average, tied for fourth in games started, fifth in WHIP, eighth in innings pitched and ninth in strikeouts... Was named the Eastern League "Pitcher of the Week" from 5/9-15 after not allowing a hit over 5.2 scoreless innings on 5/13 at Altoona (2BB, 5K)... Following the season, was tabbed by *Baseball America* as the Yankees' No. 9 prospect and labeled as having the "Best Curveball" among Yankees farmhands...

2021: Combined with Low-A Tampa, High-A Hudson Valley and Double-A Somerset to go 8-4 with a 2.52 ERA (107.1IP, 91H, 47R/30ER, 38BB, 130K, 4HR) in 23 games (21 starts)... led all Yankees minor leaguers in ERA while ranking tied for fourth in starts and tied for fifth in wins and innings pitched... began the year with Tampa, going 3-3 with a 2.34 ERA (50.0IP, 13ER) and 58K in 13 games (11 starts)... was promoted to Hudson Valley on 7/20, posting a 3-0 record with a 1.75 ERA (36.0IP, 7ER) and 53K in six starts... earned High-A East "Pitcher of the Month" honors for August after going 2-0 with a 0.36 ERA (24.2IP, 1ER) and 36K in four starts with Hudson Valley... was promoted to Double-A Somerset on 8/24, going 2-1 with a 4.22 ERA (21.1IP, 10ER) and 19K in four starts...

PERSONAL: Full name is Randy Marcelino Vasquez.

ANTHONY VOLPE | INF



R/R | 5'11" | 197 LBS | Opening Day Age: 21 |

Watchung, New Jersey | Delbarton H.S. (NJ) |

1st Round, 2019 MLB Draft | MLB Service: 0.000 |

2022 HITTING STATISTICS

TERM	G	AVG	H	R	2B	3B	HR	RBI	SB	CS
Somerset Patriots	110	.251	106	71	31	4	18	60	44	6
SWB RailRiders	22	.236	21	15	4	1	3	5	6	1
MILB CAREER (3 Years)	275	.263	274	218	77	13	50	162	89	17

2023 Preseason Prospect Rankings: *Baseball America* - NYY No. 1, MiLB No. 14; *MLB Pipeline* - NYY No. 1, MiLB No. 15; *Fangraphs* - NYY No. 1, MiLB No. 11

2022: In 132 combined games with Double-A Somerset and Triple-A Scranton/Wilkes-Barre, hit .249 (127-for-511) with 86R, 35 doubles, 5 triples, 21HR, 65RBI, 65BB and 50SB... led Yankees farmhands in hits, doubles, XBH (61), total bases (235) and stolen bases, while ranking second in runs scored and HR, tied for second in RBI, tied for fourth in triples and fifth in walks... was the only player in the minors to record at least 20HR and 50SB... began the season with Somerset, batting .251 (106-for-422) with 71R, 31 doubles, 4 triples, 18HR, 60RBI, 57BB and 44SB in 110 games... ranked second among Eastern League batters in doubles and stolen bases, tied for third in XBH (53), tied for seventh in runs scored, eighth in SLG (.472) and walks, tied for eighth in OPS (.820) and ninth in total bases (199)... over his final 53 games with Somerset, hit .274/.375/.542 (55-for-201) with 33R, 15 doubles, 3 triples, 11HR, 28RBI, 31BB and 20SB... recorded a 12-game hitting streak from 6/21-7/4, batting .326/.426/.652 (15-for-46) with 10R, 3 doubles, 4HR, 9RBI, 6BB and 9SB over that stretch... was named to the American League roster for the 2022 Futures Game in Los Angeles on 7/16, starting at SS (0-for-2)... was promoted to Scranton/Wilkes-Barre on 9/2, where he batted .236 (21-for-89) with 15R, 4 doubles, 1 triple, 3HR, 5RBI, 8BB and 6SB... became the first minor league player to hit 20-or-more home runs and steal 50-or-more bases in a season since Andruw Jones in 1995... following the season, was ranked by *Baseball America* as the No. 14 prospect in Baseball and the No. 1 prospect in the Yankees organization... was also labeled by the publication as the "Best Hitter for Average" and "Best Strike-Zone Discipline" in the Yankees system... was named by MLB Pipeline as the No. 5 overall prospect... was named by MiLB.com as an Organization All-Star...

PERSONAL: Full name is Anthony Michael Volpe... Graduated in 2019 from the Delbarton (N.J.) School... led Delbarton to the 2019 NJSIAA Non-Public A State Championship as a senior... helped the USA Baseball 18U National Team win the gold medal at the Pan-American Championships in December 2018, earning all-tournament honors by hitting .459 (17-for-37) with 17R, 14RBI and 6SB in 9G... was ranked by *Baseball America* as the No. 52 prospect in the 2019 draft, and the No. 25 prep prospect by Perfect Game... had signed to play collegiately at Vanderbilt... was the first player from the tri-state area to be selected in the first round by the Yankees since INF Cito Culver (Irondequoit H.S. in western New York) in 2010, and the first from New Jersey since INF Eric Duncan (Seton Hall Prep) in 2003.

2023 SWB RAILRIDERS

ERIC WAGAMAN | INF



R/R | 6'4" | 220 LBS | Opening Day Age: 25 |

Mission Viejo, California | Orange Coast CC |

13th Round, 2017 MLB Draft | MLB Service: 0.000 |

2022 HITTING STATISTICS

TERM	G	AVG	H	R	2B	3B	HR	RBI	SB	CS
Somerset Patriots	17	.340	18	13	3	0	4	6	1	0
Hudson Valley Renegades	52	.233	46	18	7	0	9	26	2	0
MILB CAREER (5 Years)	358	.233	292	129	64	4	36	154	11	8

2022: Combined with High-A Hudson Valley and Double-A Somerset to bat .258 (60-for-233) with 31R, 10 doubles, 13HR, 32RBI and 29BB in 69 games...

2021: In 78 games between High-A Hudson Valley and Low-A Tampa, hit .220 (58-for-264) with 31R, 14 doubles, 3 triples, 6HR, 34RBI and 38BB...was named the Low-A Southeast "Player of the Week" for 6/21-27 after batting .571 (8-for-14) with 3R, 2 doubles, 1 triple, 2HR, 9RBI and 2BB in four games...

2019: Recorded 41RBI in 88 games between Single-A Charleston, GCL Yankees East and GCL Yankees West...

2018: Played in 64 games with short-season Staten Island, batting .194 (43-for-222) with 19R, 14 doubles, 1 triple, 5HR, 18RBI and 14BB...

2017: Made his professional debut, leading Rookie-level Pulaski with 29RBI...

PERSONAL: Played two seasons (2016-17) at Orange Coast College (Calif.), hitting .304 (73-for-240) with 53R, 17 doubles, 15HR and 56RBI in 72 games... is a 2015 graduate of Aliso Niguel H.S. (Calif.).

WILL WARREN | RHP



R/R | 6'2" | 197 LBS | Opening Day Age: 23 |

Brandon, Michigan | Southeastern Louisiana University |

8th round, 2021 MLB Draft | MLB Service: 0.000 |

2022 PITCHING STATISTICS

TERM	W-L	ERA	G/GS	SV	IP	H	K	BB	BAB	WHIP
Hudson Valley Renegades	2-3	3.60	18/18	0	35.0	30	42	9	.234	1.11
Somerset Patriots	7-6	4.02	8/8	0	95.0	89	83	33	.251	1.29
MILB CAREER (1 Year)	9-9	3.91	26/26	0	119.0	119	125	42	.246	1.24

2023 Preseason Prospect Rankings: *Baseball America* - NYY No. 7; *MLB Pipeline* - NYY No. 9; *Fangraphs* - NYY No. 6

2022: In his first professional season, went 9-9 with a 3.91 ERA (129.0IP, 119H, 70R/56ER, 42BB, 125K, 10HR) in 26 starts with High-A Hudson Valley and Double-A Somerset...ranked second among Yankees farmhands in games started, fourth in innings pitched, tied for fourth in wins, seventh in strikeouts, ninth in WHIP (1.25) and 10th in ERA...went 2-3 with a 3.60 ERA (35.0IP, 14ER) and 42K in eight starts with Hudson Valley before being promoted to Somerset on 5/28...was named the Eastern League "Pitcher of the Week" from 7/4-10 after allowing just 3H over 7.0 scoreless innings on 7/7 vs. Bowie (5K)...in 18 starts with the Patriots, went 7-6 with a 4.02 ERA (94.0IP, 42ER) and 83K...following the season, was ranked by *Baseball America* as the Yankees' No. 7 prospect, as well as labeled as having the "Best Slider" among Yankees farmhands...

2021: Did not pitch...

PERSONAL: Full name is William Harper Warren...played four collegiate seasons (2018-21) at Southeastern Louisiana University, going 13-10 with two complete games, four saves, a 3.90 ERA (205.1IP, 89ER) and 193K in 98 games (30 starts)...as a senior in 2021, went 7-2 with two complete games and a 2.57 ERA (91.0IP, 26ER) and 95K in 14 starts, earning Southland All-Conference Team honors...graduated from Jackson Prep (Miss.) H.S.

2023 SWB RAILRIDERS

RYAN WEBER | RHP



R/R | 6'0" | 175 LBS | Opening Day Age: 32 |

St. Petersburg, FL | St. Petersburg College |

MiLB Free Agent, 12/12/2022 | MLB Service: 3.023 |

2022 PITCHING STATISTICS

TEAM	W-L	ERA	G/GS	SV	IP	H	K	BB	BAB	WHIP
SWB RailRiders	3-4	3.86	15/8	0	39.2	43	27	5	.272	1.21
Seattle Mariners	0-0	0.84	5/0	1	10.2	6	3	1	.167	0.66
MLB CAREER (8 Years)	4-12	5.02	68/16	1	177.2	192	119	40	.276	1.31
MLB CAREER (13 Years)	54-56	3.67	284/142	12	1006.1	1032	756	176	.265	1.20

2022: Made five relief appearances over four stints with the Yankees (6/16, 6/29-7/6, 7/14-21-G1, 9/3-16), posting a 0.84 ERA (10.2IP, 6H, 1ER, 1BB, 3K, 1HR) and one save...recorded his first career save on 7/16 vs. Boston, tossing 3.0 scoreless innings in relief (1H, 1BB, 1K)...in 15 games (eight starts) with Triple-A Scranton/Wilkes-Barre, went 3-4 with a 3.86 ERA (39.2IP, 17ER) and 27K...

2021: In four Major League relief appearances between Boston, Milwaukee and Seattle, posted a 12.10 ERA (9.2IP, 15H, 13ER, 4BB, 8K, 5HR) without recording a decision...spent the majority of the season in the minors, going 6-5 with a 4.18 ERA (103.1IP, 48ER) and 102K in 19 games (18 starts) with Triple-A Worcester, Triple-A Nashville and Triple-A Tacoma...

2020: Made his first career Opening Day roster with Boston, going 1-3 with a 4.40 ERA (43.0IP, 44H, 23R/21ER, 14BB, 27K, 8HR) in 17 appearances (five starts) over two stints (7/24-8/7, 8/12-end of the season)...tossed a career high in innings...in 12 relief outings, was 1-1 with a 2.25 ERA (24.0IP, 6ER) and 20K...started his first three games of the season, going 0-2 with a 9.90 ERA (10.0IP, 11ER) from 7/26-8/7...was optioned to the Alternate Site following his start on 8/7...was recalled by Boston on 8/12 and appeared in relief that night vs. Tampa Bay, allowing just 1ER in a season-high 6.0IP (5H, 4K, 1HR)...over his final 14 appearances (two starts) of the season from 8/12-9/27, went 1-1 with a 2.73 ERA (33.0IP, 10ER) and 24K...after allowing 9BB in his first 10.0IP of the season, allowed just 5BB in his final 33.0IP...did not allow an earned run over his final 9.0IP from the sixth inning on 9/10 through the end of the season...

PERSONAL: Full name is James Ryan Weber... Was originally selected by the Atlanta Braves in the 22nd round of the 2009 First-Year Player Draft...in 63 career appearances (16 starts) over seven Major League seasons with the Atlanta Braves (2015-16), Seattle Mariners (2017, '21), Tampa Bay Rays (2018), Boston Red Sox (2019-21) and Milwaukee Brewers (2021), has gone 4-12 with a 5.28 ERA (167.0IP, 186H, 104R/98ER, 39BB, 107K, 28HR)...attended St. Petersburg College (Fla.), where he played his freshman season before being drafted by Atlanta...had originally committed to the University of Florida...pitched for both the youth and junior national teams for USA Baseball...was selected by the Philadelphia Phillies in the 12th round of the 2008 First-Year Player Draft out of Clearwater Central Catholic H.S. (Fla.), but did not sign.

GREG WEISSERT | RHP



R/R | 6'2" | 215 LBS | Opening Day Age: 28 |

Bay Shore, NY | Fordham |

18th Round, 2016 MLB Draft | MLB Service: 0.042 |

2022 PITCHING STATISTICS

TEAM	W-L	ERA	G/GS	SV	IP	H	K	BB	BAB	WHIP
SWB RailRiders	2-1	1.69	42/0	18	48.0	24	70	19	.149	0.90
New York Yankees	3-0	5.56	12/0	0	11.1	6	11	5	.146	0.97
MLB CAREER (1 Year)	3-0	5.56	12/0	0	11.1	6	11	5	.146	0.97
MLB CAREER (6 Years)	15-15	2.90	193/0	41	270.1	186	352	129	.200	1.17

2023 Preseason Prospect Rankings: Baseball America - NYY No. 26; Fangraphs - NYY No. 27

2022: Saw his first Major League action with the Yankees, going 3-0 with a 5.56 ERA (11.1IP, 6H, 7R/ER, 5BB, 11K, 1HR) in 12 relief appearances over two stints (8/25-9/21, 10/4)...opponents batted .146 (6-for-41, 1HR); LH .000 (0-for-14, 0HR); RH .222 (6-for-27, 1HR)...Recorded the win in three of his first six appearances, matching the third-most wins by a reliever in his first six career appearances in Major League history, trailing only Tanner Roark (four wins in 2013) and Robbie Ross (four wins in 2012)... Was signed to a Major League contract and selected to the 26-man roster on 8/25...made his Major League debut later that night at Oakland, allowing 3ER in just 0.1IP (2BB, 2HP, 1BK)...became just the sixth Yankees reliever in franchise history and the first since 1998 to record at least two wins in his first five career appearances... Was named the International League "Pitcher of the Year," "Reliever of the Year" and a IL Postseason All-Star after going 2-1 with 18 saves, a 1.69 ERA (48.0IP, 9ER) and 70K in 42 relief appearances with Triple-A Scranton/Wilkes-Barre... his 18 saves were the second-most in Triple-A and tied for the fifth-most in the minors...finished the season with a 25.1 scoreless inning...

2021: Split the season between Double-A Somerset and Triple-A Scranton/Wilkes-Barre, going 4-3 with six saves and a 1.64 ERA (49.1IP, 29H, 13R/9ER, 27BB, 60K, 2HR) in 40 relief appearances...ranked among Yankees minor leaguers in appearances (tied for first) and saves (tied for third)...following the season, was tabbed by Baseball America as having the "Best Slider" among Yankees farmhands...

PERSONAL: Played three seasons (2014-16) at Fordham University...In his final season with the Rams, went 5-4 with a 4.04 ERA (78.0 IP, 64 H, 44 R/35 ER, 42 BB, 82 K) in 14 GS, leading Fordham in W, and ranking second in IP and K... Left Fordham as No. 12 on the school's all-time strikeouts list (186)... Attended Bay Shore H.S. (N.Y.).

2023 SWB RAILRIDERS

AUSTIN WELLS | C



L/R | 6'2" | 220 LBS | Opening Day Age: 23 |

Las Vegas, NV | University of Arizona |

1st Round, 2020 MLB Draft | MLB Service: 0.000 |

2022 HITTING STATISTICS

TERM	G	AVG	H	R	2B	3B	HR	RBI	SB	CS
Hudson Valley Renegades	28	.323	32	21	7	0	6	16	9	0
Tampa Tarpons	9	.231	6	5	2	0	2	6	0	0
Somerset Patriots	55	.261	155	34	8	1	12	43	7	0
MiLB CAREER (2 Years)	195	.279	194	142	40	6	36	141	32	0

2023 Preseason Prospect Rankings: *Baseball America* - NYY No. 5, MiLB No. 94; *MLB Pipeline* - NYY No. 4, MiLB No. 82; *Fangraphs* - NYY No. 12

2022: Combined with High-A Hudson Valley, Single-A Tampa and Double-A Somerset, batting .277/.385/.512 (93-for-336) with 60R, 17 doubles, 1 triple, 20HR, 65RBI, 56BB and 16SB in 92 games...among Yankees farmhands, ranked second in SLG, tied for second in RBI, tied for third in HR and fifth in OPS (.897)...began the year with Hudson Valley, batting .323/.429/.576 (32-for-99) with 21R, 7 doubles, 6HR, 16RBI, 19BB and 9SB in 28 games...was promoted to Somerset on 7/5, where he finished the season...in 55 games with the Patriots, he hit .261/.360/.479 (55-for-211) with 34R, 8 doubles, 1 triple, 12HR, 43RBI, 29BB and 7SB...following the season, was ranked by *Baseball America* as the Yankees' No. 5 prospect and the No. 94 overall prospect in baseball...was also labeled by the publication as the "Best Power Hitter" among Yankees farmhands...was named a MiLB.com Organization All-Star...

2021: Made his professional debut, hitting .264 (101-for-382) with 82R, 23 doubles, 5 triples, 16HR, 76RBI, 71BB and 16SB in 103 games with Low-A Tampa and High-A Hudson Valley...ranked among Yankees minor leaguers in walks (second), runs scored (second), RBI (third), OPS (fourth, .866), triples (tied for fourth) and extra-base hits (fifth, 44)...began the season with Tampa, hitting .258 (61-for-236) with 61R, 17 doubles, 4 triples, 9HR, 54RBI, 51BB and 11SB over 65 games...his 61R were tied for the fifth-most in the Low-A Southeast...was promoted to Hudson Valley on 8/3...in 38 games with the Renegades, hit .274 (40-for-146) with 21R, 6 doubles, 1 triple, 7HR, 22RBI, 20BB and 5SB...following the season, played in the Arizona Fall League with the Surprise Saguaros, hitting .344/.456/.578 (22-for-64) with 14R, 5 doubles, 2 triples, 2HR, 18RBI, 13BB and 1SB in 18 games...was also named to the West Division's roster for the AFL "Fall Stars Game" on 11/13...following the season, was ranked by *Baseball America* as the No. 5 prospect in the Yankees organization...was labeled the No. 6 prospect in the Yankees system by *MLB Pipeline*...was also named a Organization All-Star by MiLB.com...

PERSONAL: Full name is Austin Kenneth Wells...in two seasons at the University of Arizona, hit .357/.476/.560 (99-for-277) with 85R, 21 doubles, 7 triples, 7HR, 74RBI and 63BB in 71 games...entering the 2020 draft, was ranked as the No. 21 overall draft prospect by *Baseball America* and the No. 27 prospect by *MLB Pipeline*.

JAMIE WESTBROOK | INF



R/R | 5'9" | 193 LBS | Opening Day Age: 27 |

Gilbert, Arizona | Basha HS (AZ) |

MiLB Free Agent, 12/8/2021 | MLB Service: 0.000 |

2022 HITTING STATISTICS

TERM	G	AVG	H	R	2B	3B	HR	RBI	SB	CS
Nashville Sounds	3	.500	5	3	1	0	0	0	0	0
Toledo Mud Hens	120	.248	104	55	21	0	11	48	1	2
MiLB CAREER (9 Years)	993	.277	1,014	538	196	28	99	499	45	24

2022: Played in three games for Triple-A Nashville to begin the season before being acquired by the Detroit Tigers in exchange for cash considerations on 4/12...in 120 games for Triple-A Toledo, hit .248 (104-for-419) with 55R, 21 doubles, 11HR, 48RBI, 53BB and 1SB...

2021: Spent the majority of the season with Triple-A Nashville, hitting .287 (72-for-251) with 45R, 15 doubles, 1 triple, 11HR, 47RBI, 21BB and 2SB in 70 games...in 19 games with Double-A Bixby, hit .261 (18-for-69) with 12R, 1 double, 1 triple, 1HR, 7RBI, 9BB and 1SB...won a silver medal with Team USA at the 2020 Olympic Games, starting five of the team's six games and homering in a semifinal win over South Korea...

2020: Played for the Sugar Land Lightning Sloths of the Independent Constellation Energy League...

2019: In 128 combined games between Double-A Jackson and Triple-A Reno, hit .281 (126-for-448) with 76R, 26 doubles, 1 triple, 16HR, 77RBI, 48BB and 1SB...was promoted to Reno on 8/1...among Diamondbacks farmhands, ranked fourth in doubles, tied for fourth in RBI and fifth in hits...was named a Southern League Mid-Season All-Star...

2018: Spent the majority of the season with Double-A Jackson, hitting .287 (117-for-408) with 65R, 20 doubles, 5 triples, 15HR, 68RBI, 24BB and 4SB in 107 games...in seven games with Triple-A Reno, hit .391 (9-for-23) with 1 double, 4HR, 6RBI and 2BB...among Southern League leaders, ranked third in batting average, fourth in slugging (.471), fifth in OPS (.806) and tied for fifth in RBI...was named Southern League "Player of the Week" for 5/28-6/3, hitting .346 (9-for-26) with 2HR and 5RBI in that span...earned Mid-Season and Postseason Southern League All-Star honors...

PERSONAL: Was originally selected by the Arizona Diamondbacks in the fifth round of the 2013 First-Year Player Draft.

2023 INTERNATIONAL LEAGUE INFORMATION



TRIPLE-A INFORMATION

On February 12, 2021, Major League Baseball announced its new plan for affiliated baseball, with 120 Minor League clubs officially agreeing to join the new Professional Development League (PDL).

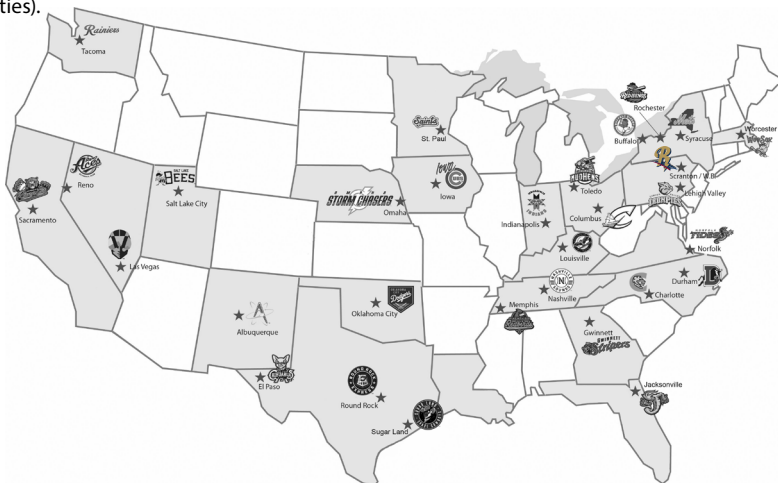
In total, the new player development system includes 179 teams across 17 leagues in 43 states and four provinces. Including the AZL and GCL, there are 209 teams across 19 leagues in 44 states and four provinces. That includes the 150 teams in the PDL and AZL/GCL along with the four partner leagues: the American Association, Atlantic League, Frontier League and Pioneer League.



TM

The long-standing league names return this season after 2021 was played under directional monickers. The International League (formerly Triple-A East) consists of 20 teams; all 14 from the old iteration of the IL, plus teams moving from the old Pacific Coast League, the Southern League and the independent Atlantic League. The Pacific Coast League (Triple-A West in 2021) is comprised of nine former Pacific Coast League teams and one addition from the Atlantic League.

These changes were made to help reduce travel and allow Major League teams to have their affiliates, in most cases, within 200 miles of the parent club (or play at their Spring Training facilities).



TRIPLE-A CLUBS & AFFILIATES

INTERNATIONAL LEAGUE

Buffalo (Toronto Blue Jays)
Charlotte (Chicago White Sox)
Columbus (Cleveland Indians)
Durham (Tampa Bay Rays)
Gwinnett (Atlanta Braves)
Indianapolis (Pittsburgh Pirates)
Iowa (Chicago Cubs)
Jacksonville (Miami Marlins)
Lehigh Valley (Philadelphia Phillies)
Louisville (Cincinnati Reds)

Memphis (St. Louis Cardinals)
Nashville (Milwaukee Brewers)
Norfolk (Baltimore Orioles)
Omaha (Kansas City Royals)
Rochester (Washington Nationals)
St. Paul (Minnesota Twins)
Scranton/Wilkes-Barre (New York Yankees)
Syracuse (New York Mets)
Toledo (Detroit Tigers)
Worcester (Boston Red Sox)

PACIFIC COAST LEAGUE

Albuquerque (Colorado Rockies)
El Paso (San Diego Padres)
Las Vegas (Oakland A's)
Oklahoma City (Los Angeles Dodgers)
Reno (Arizona Diamondbacks)

Round Rock (Texas Rangers)
Sacramento (San Francisco Giants)
Salt Lake (Los Angeles Angels of Anaheim)
Sugar Land (Houston Astros)
Tacoma (Seattle Mariners)

INTERNATIONAL LEAGUE FINAL STANDINGS & TEAM STATISTICS

2022 INTERNATIONAL LEAGUE STANDINGS:

International League East	W	L	PCT	GB	Home	Away	Diff.
# Durham	86	64	.573	-	42-33	44-31	91
Scranton/WB	83	67	.553	3.0	42-33	41-34	55
Jacksonville	80	69	.537	5.5	38-37	42-32	64
Buffalo	76	72	.514	9.0	38-35	38-37	3
Lehigh Valley	76	72	.514	9.0	38-36	38-36	-15
Worcester	75	73	.507	10.0	36-39	39-34	36
Norfolk	74	76	.493	12.0	37-38	37-38	-4
Rochester	67	81	.453	18.0	34-40	33-41	-49
Syracuse	64	85	.430	21.5	32-42	32-43	-98
Charlotte	58	92	.387	28.0	32-43	26-49	-224

International League West	W	L	PCT	GB	Home	Away	Diff.
# Nashville	91	58	.611	-	48-27	43-31	168
Toledo	87	63	.580	4.5	45-30	42-33	43
Columbus	85	64	.570	6.0	46-28	39-36	146
Indianapolis	74	75	.497	17.0	41-34	33-41	-14
St. Paul	74	75	.497	17.0	44-30	30-45	14
Memphis	73	77	.487	18.5	37-38	36-39	46
Omaha	71	78	.477	20.0	40-34	31-44	13
Gwinnett	69	79	.466	21.5	40-34	29-45	-43
Iowa	68	81	.456	23.0	38-37	30-44	-62
Louisville	60	90	.400	31.5	30-45	30-45	-170

Division Champion

2022 INTERNATIONAL LEAGUE TEAM BATTING:

TEAM BATTING	G	AVG	R	H	2B	3B	HR	RBI	BB	SO	SB	CS	SLG	OBP
Nashville Sounds	149	.268	809	1346	280	22	169	759	653	1288	192	42	.355	.433
Memphis Redbirds	150	.263	792	1322	233	22	197	733	584	1250	153	38	.345	.436
Durham Bulls	150	.261	813	1320	281	25	212	765	580	1466	152	46	.342	.451
Charlotte Knights	150	.258	733	1307	236	20	177	685	478	1212	123	62	.328	.418
Columbus Clippers	149	.258	855	1294	267	29	190	805	633	1145	107	31	.350	.436
Jacksonville Jumbo Shrimp	149	.257	744	1291	249	27	183	691	514	1311	114	25	.333	.427
Indianapolis Indians	149	.255	749	1262	271	44	138	683	607	1393	157	43	.340	.411
Rochester Red Wings	148	.254	688	1251	248	38	133	651	480	1228	153	38	.326	.400
Iowa Cubs	149	.253	696	1266	269	25	149	652	499	1312	119	34	.329	.406
Omaha Storm Chasers	149	.250	801	1234	276	25	194	752	586	1352	188	37	.338	.434
SWB RailRiders	150	.249	689	1212	270	18	173	638	519	1277	172	36	.330	.418
Lehigh Valley IronPigs	148	.248	726	1201	275	20	136	666	633	1272	152	37	.342	.398
Louisville Bats	150	.248	643	1249	246	24	146	603	457	1319	94	31	.318	.393
St. Paul Saints	149	.247	812	1239	268	27	194	758	640	1405	136	29	.338	.427
Worcester Red Sox	148	.246	733	1197	276	22	181	687	595	1391	110	33	.336	.424
Buffalo Bisons	148	.246	666	1169	228	24	104	614	640	1253	173	41	.342	.370
Norfolk Tides	150	.244	800	1200	254	31	175	748	663	1386	138	39	.344	.415
Toledo Mud Hens	150	.243	729	1202	291	29	165	677	611	1389	130	50	.332	.414
Gwinnett Strippers	148	.239	632	1147	233	16	132	591	516	1272	125	27	.316	.377
Syracuse Mets	149	.239	730	1172	225	13	170	677	549	1392	132	36	.326	.394

2022 INTERNATIONAL LEAGUE TEAM PITCHING:

TEAM PITCHING	W-L	PCT	ERA	CG	SHO	SV	IP	H	R	ER	HR	BB	SO	WHIP
Nashville Sounds	91-58	.611	4.02	1	10	39	1304.2	1184	641	583	142	530	1265	1.31
Toledo Mud Hens	87-63	.580	4.32	0	9	39	1311.2	1266	686	629	167	519	1281	1.36
Durham Bulls	86-64	.573	4.38	0	10	38	1319.2	1289	722	642	198	470	1316	1.33
Columbus Clippers	85-64	.570	4.40	1	10	36	1309.2	1203	709	640	154	574	1365	1.36
SWB RailRiders	83-67	.553	3.89	0	11	40	1288.0	1114	634	556	152	544	1402	1.29
Jacksonville Jumbo Shrimp	80-69	.537	4.19	0	12	38	1300.1	1184	680	606	153	524	1291	1.31
Buffalo Bisons	76-72	.514	4.19	2	11	40	1264.0	1128	663	589	178	485	1272	1.28
Lehigh Valley IronPigs	76-72	.514	4.85	1	4	32	1274.1	1236	741	687	138	679	1261	1.50
Worcester Red Sox	75-73	.507	4.40	3	9	32	1270.2	1169	697	621	117	543	1411	1.35
Indianapolis Indians	74-75	.497	4.58	1	6	33	1287.2	1197	763	655	153	591	1256	1.39
Norfolk Tides	74-76	.493	4.98	3	8	31	1293.0	1314	804	716	164	620	1380	1.50
St. Paul Saints	74-75	.497	4.94	0	4	31	1302.0	1257	798	715	187	566	1332	1.40
Memphis Redbirds	73-77	.487	4.66	1	8	32	1311.0	1328	746	679	178	535	1291	1.42
Omaha Storm Chasers	71-78	.477	4.83	1	6	28	1287.0	1286	788	690	196	570	1216	1.44
Gwinnett Strippers	69-79	.466	4.37	1	8	35	1277.2	1197	675	620	160	476	1421	1.31
Iowa Cubs	68-81	.456	4.78	0	7	32	1296.1	1217	758	688	164	672	1367	1.46
Rochester Red Wings	67-81	.453	4.70	1	10	30	1283.2	1204	737	670	148	591	1341	1.40
Syracuse Mets	64-85	.430	5.16	0	6	35	1284.1	1313	828	737	172	609	1266	1.50
Louisville Bats	60-90	.400	4.97	0	5	34	1313.2	1345	813	725	170	660	1307	1.53
Charlotte Knights	58-92	.387	6.05	0	2	30	1301.1	1450	957	875	227	679	1272	1.64

INTERNATIONAL LEAGUE LEADERS

2022 HITTING LEADERS

PLAYER	TEAM	AVG
Alec Burleson	MEM	.331
Jonathan Aranda	DUR	.318
Will Brennan	COL	.316
Dairon Blanco	OMA	.301
Miles Mastrobuoni	DUR	.300
Mark Payton	CLT	.293
Brian Miller	JAX	.292
Ji Hwan Bae	IND	.289
Joey Meneses	ROC	.286
Brice Turang	NAS	.286

PLAYER	TEAM	G
Josh Lester	TOL	145
Andrew Stevenson	ROC	135
Mason Martin	IND	134
Jon Singleton	NAS	134
Two tied with		131

PLAYER	TEAM	HR
Tristan Gray	DUR	33
Josh Lester	TOL	29
Darick Hall	LHV	28
Brewer Hicklen	OMA	28
Daniel Palka	SYR	26

PLAYER	TEAM	RBI
Josh Lester	TOL	99
Mark Payton	CLT	95
Tristan Gray	DUR	89
Darick Hall	LHV	88
Two tied with		87

PLAYER	TEAM	SB
Dairon Blanco	OMA	45
Estevan Florial	SWB	39
Andrew Stevenson	ROC	39
Delino DeShields, Jr.	GWN	35
Brewer Hicklen	OMA	35

PLAYER	TEAM	HITS
Miles Mastrobuoni	DUR	152
Andrew Stevenson	ROC	152
Brice Turang	NAS	152
Alec Burleson	MEM	143
Mark Payton	CLT	138

PLAYER	TEAM	OBP
Will Benson	COL	.426
Jonathan Aranda	DUR	.394
Kramer Robertson	3 Teams	.393
Miles Mastrobuoni	DUR	.377
Jon Singleton	NAS	.375

PLAYER	TEAM	SLG
Mark Payton	CLT	.539
Alec Burleson	MEM	.532
Darick Hall	LHV	.528
Kyle Stowers	NOR	.527
Jonathan Aranda	DUR	.521

2022 PITCHING LEADERS

PLAYER	TEAM	ERA
Casey Lawrence	BUF	2.79
Caleb Boushley	NAS	3.25
Kyle Muller	GWN	3.41
Peyton Battenfield	COL	3.63
Logan Verrett	ROC	3.80
Josh Lindblom	NAS	4.05
Matt Krook	SWB	4.09
Austin Cox	OMA	4.21
Tommy Parsons	MEM	4.31
Thomas Hatch	BUF	4.67

PLAYER	TEAM	WINS
Boushley, C	NAS	12
Parsons, T	MEM	12
Matt Krook	SWB	10
Six tied with		9

PLAYER	TEAM	SV
Fernando Cruz	LOU	23
Greg Weissert	SWB	18
Kaleb Ort	WOR	16
Michael Tonkin	GWN	16
Jordan Weems	ROC	16

PLAYER	TEAM	SO
Kyle Muller	GWN	159
Matt Krook	SWB	155
Josh Lindblom	NAS	133
Brian Keller	WOR	126
Two tied with		125

PLAYER	TEAM	IP
Peyton Battenfield	COL	153.2
Austin Cox	OMA	147.1
Matthew Kent	JAX	144.1
Matt Krook	SWB	138.2
Tommy Parsons	MEM	135.2

PLAYER	TEAM	BB
Matt Krook	SWB	73
Osvaldo Bido	IND	64
Caleb Kilian	IOW	59
Ethan Small	NAS	58
Two tied with		57

PLAYER	TEAM	WHIP
Casey Lawrence	BUF	0.89
Logan Verrett	ROC	1.11
Caleb Boushley	NAS	1.17
Tommy Parsons	MEM	1.17
Kyle Muller	GWN	1.18

PLAYER	TEAM	BAA
Tommy Parsons	MEM	.204
Casey Lawrence	BUF	.206
Caleb Boushley	NAS	.226
Matt Krook	SWB	.233
Logan Verrett	ROC	.233

INTERNATIONAL LEAGUE OPPONENTS



BUFFALO BISONS

One James D. Griffin Plaza
Buffalo, NY 14203

Phone: (716) 846-2000
Press Box: (716) 846-2215

www.bisons.com

SAHLEN FIELD

Surface: Natural Grass
Dimensions: LF - 325
CF - 404
RF - 325

Year Opened: 1988
Capacity: 16,600

Affiliation (Since)	Toronto Blue Jays (2013)
Distance from Moosic, PA	288 Miles
Manager	Casey Candaele (2021)
Pitching Coach.....	Tim Norton
Hitting Coach.....	Matt Hague
Position Coach.....	Justin Echevarria
President	Mike Buczkowski
General Manager	Anthony Sprague
Broadcasters	Pat Malacaro & Duke McGuire
Scranton/Wilkes-Barre vs. Buffalo All-Time	222-195 (.532)

2022 GAME-BY-GAME:

DATE	LOCATION	FINAL	WIN	LOSS	SAVE
4/19	@ Buffalo	*Postponed to 4/20 due to inclement weather*			
4/20-1	@ Buffalo	L 2-1 (7)	Lawrence (3-0)	Wesneski (0-2)	Vazquez (1)
4/20-2	@ Buffalo	L 6-5 (8)	Biagini (1-1)	Lane (0-1)	
4/21	@ Buffalo	L 7-3	Francis (1-0)	Gil (0-2)	Gage (2)
4/22	@ Buffalo	W 5-3	Gomez (1-0)	Kay (0-2)	Miller (2)
4/23	@ Buffalo	W 7-4	Z. Greene (2-0)	Allgeyer (1-1)	Weissert (2)
4/24	@ Buffalo	L 4-0	Hatch (1-1)	Bañuelos (0-1)	
6/28	PNC Field	W 5-4	Brito (2-1)	Lawrence (8-2)	Weissert (7)
6/29	PNC Field	W 5-3	Bristo (2-2)	Francis (5-6)/	S. Greene (1)
6/30	PNC Field	W 8-1	Nittoli (3-1)	Richards (0-1)	
7/01	PNC Field	W 8-1	Krook (4-6)	Spraker (1-3)	
7/02	PNC Field	W 4-3 (6)	Wesneski (3-7)	Francis (5-7)	S. Greene (2)
7/03	PNC Field	W 5-1	Brito (3-1)	Elliot (1-1)	
8/02	PNC Field	L 4-0	Allgeyer (3-4)	Spence (0-1)	
8/03	PNC Field	W 5-2	S. Greene (2-1)	Francis (5-8)	Weissert (14)
8/04	PNC Field	L 7-4	Hatch (6-5)	Rodríguez (0-1)	Juenger (1)
8/05	PNC Field	W 5-0	Brito (6-2)	Anderson (2-2)	
8/06	PNC Field	W 5-1	Schmidt (1-0)	Lawrence (8-4)	
8/07	PNC Field	*Suspended B6 due to rain; To be completed 9/26*			
9/26-1	PNC Field	L 5-4 (10)	Gage (2-2)	Bard (0-1)	
		Completion of 8/07 game			
9/26-2	PNC Field	W 8-7 (11)	Bristo (3-3)	Eisert (4-3)	
9/27	PNC Field	L 8-1	Yardley (3-2)	Banda (0-3)	
9/28	PNC Field	W 3-0	Boyle (5-1)	Juenger (3-2)	Cordero (5)

2023 HEAD-TO-HEAD:

DATE	LOCATION	TIME
3/31	PNC Field	6:35 PM
4/01	PNC Field	4:05 PM
4/02	PNC Field	1:05 PM
6/20	PNC Field	6:35 PM
6/21	PNC Field	6:35 PM
6/22	PNC Field	6:35 PM
6/23	PNC Field	6:35 PM
6/24	PNC Field	6:05 PM
6/25	PNC Field	1:05 PM
7/25	@ Buffalo	7:05 PM
7/26	@ Buffalo	1:05 PM
7/27	@ Buffalo	7:05 PM
7/28	@ Buffalo	7:05 PM
7/29	@ Buffalo	6:05 PM
7/30	@ Buffalo	1:05 PM
9/12	PNC Field	6:35 PM
9/13	PNC Field	6:35 PM
9/14	PNC Field	6:35 PM
9/15	PNC Field	6:35 PM
9/16	PNC Field	4:05 PM
9/17	PNC Field	1:05 PM

DID YOU KNOW?

The Buffalo Bison have played at Sahlen Field since 1988. The park sits just 13 minutes from the Canada's Peace Bridge Port of Entry border. Luckily, the Bison do accept Canadian Money for their tickets. From March 8 until May 31, the team will accept the loonie at face value as opposed to the fluctuating exchange rate during this time. With a valid Canadian address, international fans can pay the discounted US prices that are equivalent to being 'at-par.' All season long, Buffalo will accept the Canadian credit card throughout the park with cash allowed only at the Box Office. With border restrictions lifted, the Bison are excited to welcome fans from Southern Ontario into the ballpark.



INTERNATIONAL LEAGUE OPPONENTS



LEHIGH VALLEY IRONPIGS

1050 IronPigs Way
Allentown, PA 18109
Phone: (610) 841-7447
Press Box: (610) 841-1317

www.ironpigsbaseball.com

COCA-COLA PARK

Surface: Natural Grass
Dimensions: LF - 323
CF - 400
RF - 325

Year Opened: 2008
Capacity: 10,100

Affiliation (Since)	Philadelphia Phillies (2008)
Distance from Moosic, PA	74 Miles
Manager (Since).....	Anthony Contreras (2022)
Pitching Coach.....	Cesar Ramos
Hitting Coach.....	Joe Thurston
Bench Coach.....	Pat Listach
General Manager.....	Kurt Landes
Media Relations Manager & Broadcaster.....	Sam Jellinek
Scranton/Wilkes-Barre vs. Lehigh Valley All-Time.....	136-125 (.521)

2022 GAME-BY-GAME:

DATE	LOCATION	FINAL	WIN	LOSS	SAVE
4/26	PNC Field	*Postponed to 4/29 due to inclement weather*			
4/27	PNC Field	W 4-3	Z. Greene (3-0)	Singer (1-1)	
4/28	PNC Field	W 15-6	Nittoli (1-0)	Marvel (0-4)	
4/29-1	PNC Field	L 11-3	Mariot (1-0)	Bristo (0-1)	
4/29-2	PNC Field	L 7-3	Gatto (2-0)	Miller (0-2)	
4/30	PNC Field	L 2-0	Hennigan (1-0)	Espinal (0-1)	Brogdon (1)
5/01	PNC Field	L 9-3	Ogle (1-1)	McClain (0-1)	
6/01	PNC Field	*Postponed to 6/3 due to inclement weather*			
6/02	PNC Field	L 3-2	Mariot (4-1)	Sears (1-1)	Alvarado (1)
6/03-1	PNC Field	L 9-2	Falter (2-0)	Weber (2-2)	
6/03-2	PNC Field	W 2-1	McKay (2-0)	Duron (1-2)	Weissert (4)
6/04	@ Lehigh Valley	L 2-1	Oswalt (1-1)	Gomez (1-3)	Appel (3)
6/05	@ Lehigh Valley	L 12-4	Singer (2-1)	Krook (1-5)	
7/22	@ Lehigh Valley	W 5-1	Wesneski (6-7)	Plassmeyer (2-1)	
7/23	@ Lehigh Valley	L 7-6	Ogle (2-2)	Gomez (2-4)	Duron (4)
7/24	@ Lehigh Valley	L 3-2	Appel (6-0)	Cordero (0-1)	Cyr (2)
9/20	@ Lehigh Valley	W 4-3	Shreve (1-0)	Hernandez (3-1)	Cordero (3)
9/21	@ Lehigh Valley	L 4-3	Kelly (2-2)	Banda (0-1)	
9/22	@ Lehigh Valley	W 8-7	Mujica (3-1)	Miller (0-1)	Bard (2)
9/23	@ Lehigh Valley	W 4-1	Boyle (4-1)	Rossman (3-3)	Cordero (4)
9/24	@ Lehigh Valley	L 1-0	Coonrad (1-0)	Banda (0-2)	Duron (7)
9/25	@ Lehigh Valley	W 3-1	Krook (10-7)	Marvel (5-7)	

2023 HEAD-TO-HEAD:

DATE	LOCATION	TIME
4/04	@ Lehigh Valley	6:45 PM
4/05	@ Lehigh Valley	6:45 PM
4/06	@ Lehigh Valley	6:45 PM
4/07	@ Lehigh Valley	7:05 PM
4/08-1	@ Lehigh Valley	12:35 PM
4/08-2	@ Lehigh Valley	5:35 PM
5/30	@ Lehigh Valley	6:45 PM
5/31	@ Lehigh Valley	6:45 PM
6/01	@ Lehigh Valley	6:45 PM
6/02	@ Lehigh Valley	7:05 PM
6/03	@ Lehigh Valley	6:35 PM
6/04	@ Lehigh Valley	1:35 PM
7/04	PNC Field	6:35 PM
7/05	PNC Field	6:35 PM
7/06	PNC Field	6:35 PM
7/07	PNC Field	6:35 PM
7/08	PNC Field	6:05 PM
7/09	PNC Field	1:05 PM
8/22	PNC Field	6:35 PM
8/23	PNC Field	6:35 PM
8/24	PNC Field	6:35 PM
8/25	PNC Field	6:35 PM
8/26	PNC Field	6:35 PM
8/27	PNC Field	6:35 PM

DID YOU KNOW?

In 2022, Phillies prospect Darick Hall split his time between Triple-A and the Majors. He played 101 games for Lehigh Valley. Hall hit 28 home runs as he tried to chase down Rhys Hoskins record set back in 2017. Hoskins had hit 29 homers during his Iron Pigs tenure in 115 total games there. Hall added on nine more home runs in the bigs in the 42 games he was a part of for the Phillies. He made his debut on June 29, going 0-4 as the designated hitter. But, Hall put on a show in his next two contests. When he recorded his first Major League hit, and his second and third, they were all four-baggers. Dubbed "Long Ball Hall," Darick was one of just nine players in the expansion era to hit home runs for each of his first three hits.



INTERNATIONAL LEAGUE OPPONENTS



ROCHESTER RED WINGS

One Morrie Silver Way
Rochester, NY 14608
Phone: (585) 454-1001
Press Box: (585) 454-1001 x3095
www.redwingsbaseball.com

INNOVATIVE FIELD

Surface: Natural Grass
Dimensions: LF - 325
CF - 402
RF - 335
Year Opened: 1997
Capacity: 10,840

Affiliation (Since)	Washington Nationals (2021)
Distance from Moosic, PA	225 Miles
Manager (Since).....	Matthew LeCroy (2020)
Pitching Coach.....	Rafael Chaves
Coach	Brian Daubach
Development Coach.....	Billy McMillon
General Manager	Dan Mason
Director of Communications.....	Morrie Silver
Broadcaster.....	Josh Whetzel
Scranton/Wilkes-Barre vs. Rochester All-Time.....	318-254 (.556)

2022 GAME-BY-GAME:

DATE	LOCATION	FINAL	WIN	LOSS	SAVE
5/03	@ Rochester	L 2-0	Rodriguez (1-1)	Wesneski (0-3)	Edwards Jr. (1)
5/04	@ Rochester	*Postponed to 5/7 due to inclement weather*			
5/05	@ Rochester	L 2-0	Tetrault (1-2)	Gil (0-3)	Edwards Jr. (2)
5/06	@ Rochester	W 8-7 (10)	Weissert (1-0)	Perez (0-1)	
5/07-1	@ Rochester	L 9-2	Teel (2-0)	Garcia (0-2)	
5/07-2	@ Rochester	L 7-6 (10)	Murphy (1-0)	Gomez (1-1)	
5/08	@ Rochester	L 2-1	Braymer (2-1)	Wesneski (0-4)	Edwards Jr. (3)
6/14	PNC Field	W 7-0	Wesneski (2-6)	Sharp (1-3)	
6/15	PNC Field	W 10-6	Bristo (1-2)	Verrett (3-5)	
6/16	PNC Field	L 3-1	Murphy (2-0)	S. Greene (1-1)	Weems (7)
6/17	PNC Field	L 7-6	Fry (3-0)	Waldichuk (1-2)	Weems (8)
6/18	PNC Field	W 3-0	Krook (2-6)	Teel (2-1)	Weissert (6)
6/19	PNC Field	W 5-4	McKay (3-0)	Murphy (1-2)	
7/26	@ Rochester	W 12-5	Mujica (2-1)	Kilome (1-1)	
7/27	@ Rochester	W 7-4	Z. Greene (7-0)	Avilán (0-1)	Weissert (11)
7/28	@ Rochester	*Suspended B3 due to wet grounds, to be completed 7/29*			
7/29-1	@ Rochester	W 8-6	Ramirez (1-0)	Thompson (0-1)	Weissert (12)
7/29-2	@ Rochester	W 10-9 (7)	Krook (6-7)	Rogers (0-3)	Mujica (1)
7/30	@ Rochester	W 7-4	Brito (5-2)	Harris (0-1)	Weissert (13)
7/31	@ Rochester	W 9-2	Weber (3-2)	Kilome (1-2)	

2023 HEAD-TO-HEAD:

DATE	LOCATION	TIME
5/02	PNC Field	6:35 PM
5/03	PNC Field	6:35 PM
5/04	PNC Field	6:35 PM
5/05	PNC Field	6:35 PM
5/06	PNC Field	4:05 PM
5/07	PNC Field	1:05 PM
6/13	@ Rochester	7:05 PM
6/14	@ Rochester	7:05 PM
6/15	@ Rochester	1:05 PM
6/16	@ Rochester	7:05 PM
6/17	@ Rochester	7:05 PM
6/18	@ Rochester	1:05 PM
8/01	PNC Field	6:35 PM
8/02	PNC Field	6:35 PM
8/03	PNC Field	6:35 PM
8/04	PNC Field	6:35 PM
8/05	PNC Field	6:05 PM
8/06	PNC Field	1:05 PM
8/29	@ Rochester	7:05 PM
8/30	@ Rochester	1:05 PM
8/31	@ Rochester	7:05 PM
9/01	@ Rochester	7:05 PM
9/02	@ Rochester	6:05 PM
9/03	@ Rochester	1:05 PM

DID YOU KNOW?

The Rochester Red Wings have an extremely popular bat dog, Milo. This season Milo is hoping to raise \$10,000 for two local organizations: Honor Flight of Rochester and the Veterans Outreach Center. With his 'Milo is Making A Difference' campaign, the Red Wings announced their partnership with the Flower City Group. This group will donate \$50 for every bat Milo retrieves during the season. Milo works just a handful of games so he looks forward to lots of Red Wings offense. Flower City Group will also sponsor Milo Baseball Card giveaways and a Milo Wing Wednesday shirt. Fans can also support the campaign by extending a donation during one of Milo's Meet-And-Pets or by purchasing Milo merchandise.



General Information

2023 Field Staff

2023 Hall of Fame

International League

2022 Review

All-Time Roster & Stats

SWB Records

Additional Information

INTERNATIONAL LEAGUE OPPONENTS



SYRACUSE METS

One Tex Simone Drive
Syracuse, NY 13208
Phone: (315) 474-7833
Press Box: (315) 474-5256

www.syracusemets.com

NBT BANK STADIUM

Surface: Natural Grass
Dimensions: LF - 330
CF - 400
RF - 330

Year Opened: 1997
Capacity: 11,071

Affiliation (Since)	New York Mets (2019)
Distance from Moosic, PA (Miles)	139 Miles
Manager (Since)	Dick Scott(2023)
Pitching Coach	Kyle Driscoll
Hitting Coach	Collin Hetzler
Bench Coach	J.P. Arencibia
General Manager	Jason Smorol
Director of Broadcasting & Media Relations/ Broadcaster	Michael Tricarico
Scranton/Wilkes-Barre vs. Syracuse All-Time	341-234 (.593)

2022 GAME-BY-GAME:


DATE	LOCATION	FINAL	WIN	LOSS	SAVE
4/05	@ Syracuse	W 5-0	Krook (1-0)	Szapucki (0-1)	
4/06	@ Syracuse	W 5-3	Z. Greene (1-0)	Lopez (0-1)	Miller (1)
4/07	@ Syracuse	*Postponed to 4/08 due to rain*			
4/08-1	@ Syracuse	W 7-6 (8)	McKay (1-0)	Orze (0-1)	Weissert (1)
4/08-2	@ Syracuse	W 10-1	Seiple (1-0)	Rodriguez (0-1)	
4/09	@ Syracuse	L 4-3 (10)	Vizcaya (1-0)	Miller (0-1)	
4/10	@ Syracuse	*Postponed to 6/08 due to inclement weather*			
5/10	PNC Field	W 2-0	Miller (1-2)	Diaz (0-2)	
5/11	PNC Field	L 8-7	Rodriguez (1-1)	Krook (1-3)	Holderman (3)
5/12	PNC Field	L 4-0	Grey (2-1)	Bañuelos (0-2)	Lopez (1)
5/13	PNC Field	L 3-0	Peterson (2-1)	Weber (1-1)	Claudio (2)
5/14	PNC Field	W 4-1	Wesneski (1-4)	Montgomery (0-5)	Miller (3)
5/15	PNC Field	W 3-1	Sears (1-0)	Szapucki (0-3)	Weissert (3)
6/07	@ Syracuse	*Postponed to 6/10 due to inclement weather*			
6/08-1	@ Syracuse	L 3-2 (9)	Alvarez (2-3)	Lane (0-2)	
6/08-2	@ Syracuse	L 3-0	Hunter (1-0)	Wesneski (1-6)	Montes de Oca (1)
6/09	@ Syracuse	W 12-4	S. Greene (1-0)	Montgomery (1-7)	
6/10-1	@ Syracuse	W 3-0	Brito (1-0)	Cobb (2-1)	Weissert (5)
6/10-2	@ Syracuse	W 6-4	Z. Greene (5-0)	Rodriguez (1-3)	McKay (1)
6/11	@ Syracuse	W 8-4	Waldichuk (1-1)	Grey (3-2)	
6/12	@ Syracuse	L 10-1	Otanez (1-0)	Krook (1-6)	
8/30	PNC Field	*Postponed to 9/01 due to inclement weather*			
8/31	PNC Field	W 6-1	Boyle (2-1)	Montgomery	
9/01-1	PNC Field	L 4-1	Clay (3-2)	Spence (1-2)	Montes de Oca (8)
9/01-2	PNC Field	W 3-2 (10)	Rodriguez (2-1)	Cobb (6-3)	
9/02	PNC Field	W 2-1	Duffey (1-0)	Cobb (6-4)	
9/03	PNC Field	W 14-5	Garcia (1-3)	Vargas (0-1)	
9/04	PNC Field	W 5-1	Gomez (3-5)	Orze (4-3)	

2023 HEAD-TO-HEAD:

DATE	LOCATION	TIME
4/11	PNC Field	6:35 PM
4/12	PNC Field	6:35 PM
4/13	PNC Field	6:35 PM
4/14	PNC Field	6:35 PM
4/15	PNC Field	4:05 PM
4/16	PNC Field	1:05 PM
6/28	@ Syracuse	6:35 PM
6/29	@ Syracuse	6:35 PM
6/30	@ Syracuse	6:35 PM
7/01	@ Syracuse	6:35 PM
7/02	@ Syracuse	6:35 PM
7/03	@ Syracuse	6:35 PM
8/08	PNC Field	6:35 PM
8/09	PNC Field	6:35 PM
8/10	PNC Field	6:35 PM
8/11	PNC Field	6:35 PM
8/12	PNC Field	6:05 PM
8/13	PNC Field	1:05 PM
9/19	@ Syracuse	6:35 PM
9/20	@ Syracuse	6:35 PM
9/21	@ Syracuse	6:35 PM
9/22	@ Syracuse	6:35 PM
9/23	@ Syracuse	6:35 PM
9/24	@ Syracuse	1:05 PM

DID YOU KNOW?

The Syracuse Mets coaching staff now features former big leaguer J.P. Arencibia. Arencibia will serve as bench coach in his first season affiliated with the New York Mets organization. A first round draft pick in 2007, he had an impressive six year Major League career. Arencibia was a catcher with Toronto, Texas, and Tampa Bay and retired in 2017. He played college ball at the University of Tennessee. After his playing days, the 30-year-old transitioned into the broadcast booth as an analyst for the Miami Marlins both on Bally Sports Florida and Marlins Radio. This offseason, Arencibia married political commentator Tomi Lahren.



INTERNATIONAL LEAGUE OPPONENTS



WORCESTER RED SOX

122 Madison St.
Worcester, MA 01610
Phone: (401) 724-7303
Press Box: (401) 724-7305

www.woosox.com

POLAR PARK

Surface: Natural Grass
Dimensions: LF - 329
CF - 402
RF - 320

Year Opened: 2021
Capacity: 10,000

Affiliation (Since)	Boston Red Sox (1973)
Distance from Moosic, PA	294 Miles
Manager (Since)	Chad Tracy (2022)
Pitching Coach	Paul Abbott
Hitting Coach	Rich Gedman
Assistant Hitting Coach	Mike Montville
Coach	José Flores
EVP/ General Manager	Dan Rea III
VP of Communications	Bill Wanless
Broadcasters	Tyler Murray, Jim Cain, Mike Antonellis, Cooper Boardman & Jay Burnham
Scranton/Wilkes-Barre vs. Worcester All-Time	26-21 (.553)

2022 GAME-BY-GAME:

DATE	LOCATION	FINAL	WIN	LOSS	SAVE
5/17	@ Worcester	L 4-3	Politi (1-0)	Bristo (0-2)	Ort (4)
5/18	@ Worcester	L 5-2	Bello (1-0)	Gomez (1-2)	Ort (5)
5/19	@ Worcester	L 3-2	Kelly (1-1)	Weissert (1-1)	
5/20	@ Worcester	L 6-2	Pannone (3-1)	Garcia (0-3)	
5/21	@ Worcester	W 7-6	Miller (2-2)	Feltman (0-3)	
5/22	@ Worcester	W 6-2	Weber (2-1)	Wondkowski (1-1)	
7/04	@ Worcester	L 6-4	Kelly (4-1)	Mujica (0-1)	Ort (15)
7/06	@ Worcester	W 4-2	Nittoli (4-1)	Simpson (0-1)	Weissert (8)
7/07	@ Worcester	W 5-3	Krook (5-6)	Taylor (0-2)	Weissert (9)
7/08	@ Worcester	W 5-3	Wesneski (4-7)	Hartlieb (1-3)	
7/09	@ Worcester	W 3-2	Brito (4-2)	Kelly (4-2)	S. Greene (3)
7/10	@ Worcester	L 8-3	Politi (2-0)	Waldchuk (2-3)	
8/09	PNC Field	W 10-2	Krook (7-7)	Santos (0-1)	
8/10	PNC Field	W 3-2	Marinaccio (1-0)	Shugart (1-1)	Weissert (15)
8/11	PNC Field	W 4-1	Schmidt (2-0)	Murphy (3-2)	Espinal (1)
8/12	PNC Field	L 14-5	Thompson (1-0)	Boyle (0-1)	
8/13	PNC Field	L 7-6	Politi (4-0)	Espinal (0-1)	Kelly (3)
8/14	PNC Field	W 7-6	Krook (8-7)	Santos (0-2)	Weissert (16)
9/13	PNC Field	W 5-4	Barnes (1-1)	Hernandez (0-2)	Cordero (2)
9/14	PNC Field	W 4-1	Spence (3-2)	Seabold (8-2)	Duffey (1)
9/15	PNC Field	L 5-3	Santos (2-4)	Garcia (2-4)	Politi (2)
9/16	PNC Field	W 8-2	Krook (9-7)	Murphy (3-6)	
9/17	PNC Field	W 7-5	Cordero (1-1)	Hartlieb (3-6)	
9/18	PNC Field	L 3-2	Mata (2-0)	Effross (0-1)	Politi (3)

2022 HEAD-TO-HEAD:

DATE	LOCATION	TIME
4/25	@ Worcester	6:45 PM
4/26	@ Worcester	6:45 PM
4/27	@ Worcester	6:45 PM
4/28	@ Worcester	6:45 PM
4/29	@ Worcester	4:05 PM
4/30	@ Worcester	1:05 PM
5/23	PNC Field	6:05 PM
5/24	PNC Field	11:05 AM
5/25	PNC Field	6:35 PM
5/26	PNC Field	6:35 PM
5/27	PNC Field	4:05 PM
5/28	PNC Field	1:05 PM
7/18	PNC Field	6:35 PM
7/19	PNC Field	6:35 PM
7/20	PNC Field	6:35 PM
7/21	PNC Field	6:35 PM
7/22	PNC Field	6:05 PM
7/23	PNC Field	1:05 PM
8/15	@ Worcester	6:45 PM
8/16	@ Worcester	12:15 PM
8/17	@ Worcester	6:45 PM
8/18	@ Worcester	6:45 PM
8/19	@ Worcester	4:05 PM
8/20	@ Worcester	1:05 PM

DID YOU KNOW?

2022 WooSox pitcher Chris Murphy totaled 12 ground ball double plays in just 15 Triple-A appearances. Murphy began the season in Double-A Portland, recording two more GDPs in his 15 appearances with the Sea Dogs. The lefty tossed 152.0 innings last summer for a 4.03 earned run average combined in both levels. Twenty eight out of his 30 outings were starts. Murphy also hammered the strike zone, notching 149 K's to just 72 walks. The 24-year-old also tossed an immaculate inning last September in Worcester. After playing in college at San Diego, Murphy was drafted in the 6th round in 2019 by the Boston Red Sox.



INTERNATIONAL LEAGUE OPPONENTS



CHARLOTTE KNIGHTS

324 South Mint Street
Charlotte, NC 28202
Phone: (704) 357-8071
Press Box: (704) 274-8300

www.charlotteknights.com

TRUIST FIELD

Surface: Natural Grass
Dimensions: LF - 330
CF - 400
RF - 315

Year Opened: 2014
Capacity: 10,000

Affiliation (Since)	Chicago White Sox (1999)
Distance from Moosic, PA (Miles)	592 Miles
Manager	Justin Jirschele (2023)
Pitching Coach	Matt Zaleski
Hitting Coach	Cam Seitzer
Chief Operating Officer	Dan Rajkowski
General Manager	Rob Egan
Vice President, Communications	Tommy Viola
Broadcasters	Matt Swierad & Mike Pacheco
SWB vs Charlotte All-Time Series	126-111 (.532)

DID YOU KNOW?

The Charlotte Knights have had the same mascot, Homer the Dragon, for over 30 years. He has lived in a den beneath the stadium since 1989. Homer is big, tall, and bright green. He loves visiting the community of Charlotte including celebrating birthday parties, school visits, and sporting events. His own birthday is on April 15th. Homer has never missed a home game and spends his time connecting with fans of all ages.

2023 HEAD-TO-HEAD:

DATE	LOCATION	TIME
5/16	@ Charlotte	6:35 PM
5/17	@ Charlotte	6:35 PM
5/18	@ Charlotte	7:04 PM
5/19	@ Charlotte	7:04 PM
5/20	@ Charlotte	6:05 PM
5/21	@ Charlotte	1:05 PM



COLUMBUS CLIPPERS

330 Huntington Park Lane
Columbus, OH 43215
Phone: (614) 462-5250
Press Box: (614) 462-7595

www.clippersbaseball.com

HUNTINGTON PARK

Surface: Natural Grass
Dimensions: LF - 325
CF - 400
RF - 318

Year Opened: 2009
Capacity: 10,000

Affiliation (Since)	Cleveland Indians (2009)
Distance from Moosic, PA	468 Miles
Manager (Since)	Andy Tracy (2020)
Pitching Coach	Owen Dew
Hitting Coach	Junior Betances
Hitting Coach	Greg DiCenzo
General Manager	Ken Schnacke
Director of Media & Ticket Relations	Chris Sprague
Director of Press Box Operations & Statistics	Anthony Slosser
Broadcasters	Ryan Mitchell & Scott Leo
SWB vs Columbus All-Time	134-162 (.453)

DID YOU KNOW?

Oscar Gonzalez was the only player in the minor leagues to hit over .290 with over 30HR last season. Between Akron and Columbus, the righty hit .293 with 31 home runs. He recorded 140 total hits and batted in 83 runs. Gonzalez made his major league debut in 2022 playing 91 games for the Guardians with a .296 average and 11 homers.

2023 HEAD-TO-HEAD:

DATE	LOCATION	TIME
9/05	@ Columbus	6:15 PM
9/06	@ Columbus	6:15 PM
9/07	@ Columbus	6:15 PM
9/08	@ Columbus	7:05 PM
9/09	@ Columbus	7:05 PM
9/10	@ Columbus	1:05 PM

INTERNATIONAL LEAGUE OPPONENTS



NORFOLK TIDES

150 Park Avenue
Norfolk, VA 23510
Phone: (757) 622-2222
Press Box: (757) 622-2222 x 112

www.norfolktides.com

HARBOR PARK

Surface: Natural Grass
Dimensions: LF - 333
CF - 410
RF - 338

Year Opened: 1993
Capacity: 12,067

Affiliation (Since)	Baltimore Orioles (2007)
Distance from Moosic, PA	378 Miles
Manager (Since)	Buck Britton (2022)
Pitching Coach	Justin Ramsey
Hitting Coach	Brink Ambler
Coach	Ramon Sambo
Coach	Joshua Rodrigues
President	Ken Young
General Manager	Joe Gregory
Director of Communications	John Stanley
Broadcaster	Pete Michaud
Scranton/Wilkes-Barre vs. Norfolk All-Time	152-134 (.531)

2022 GAME-BY-GAME:

DATE	LOCATION	FINAL	WIN	LOSS	SAVE
4/12	PNC Field	L 3-1	Hartman (1-0)	Krook (1-1)	Vespi (1)
4/13	PNC Field	L 5-1	Sedlock (1-0)	Wesneski (0-1)	
4/14	PNC Field	L 12-4	Rodriguez (1-0)	Garcia (0-1)	
4/15	PNC Field	L 14-7	Peralta (1-1)	Gil (0-1)	
4/16	PNC Field	*Postponed to 4/17 due to inclement weather*			
4/17-1	PNC Field	L 5-1	Bradish (1-0)	Krook (1-2)	
4/17-2	PNC Field	W 1-0	Weber (1-0)	Lowther (0-1)	

OMAHA STORM CHASERS



12356 Ballpark Way
Papillion, NE 68046
Phone: (614) 462-5250

www.omahastormchasers.com

2023 HEAD-TO-HEAD:

DATE	LOCATION	TIME
6/06	PNC Field	6:35 PM
6/07	PNC Field	6:35 PM
6/08	PNC Field	6:35 PM
6/09	PNC Field	6:35 PM
6/10	PNC Field	6:05 PM
6/11	PNC Field	1:05 PM
7/14	@ Norfolk	6:35 PM
7/15	@ Norfolk	6:35 PM
7/16	@ Norfolk	4:05 PM

WERNER PARK

Surface: Natural Grass
Dimensions: LF - 310
CF - 402
RF - 315

Year Opened: 2011
Capacity: 9,023

Affiliation (Since)	Kansas City Royals (1969)
Distance from Moosic, PA	1,164 Miles
Manager (Since)	Mike Jirschele (2023/ 3 rd Stint)
Pitching Coach	Dane Johnson
Hitting Coach	Bijan Rademacher
Assistant Coach	Chris Nelson

President	Martie Cordaro
VP/ General Manager	Laurie Schlender
Media Relations Manager/ Broadcaster	Nicholas Badders
Scranton/Wilkes-Barre vs. Omaha All-Time	8-10 (.444)

2022 GAME-BY-GAME:

DATE	LOCATION	FINAL	WIN	LOSS	SAVE
8/23	@ Omaha	W 5-4	Z. Greene (9-0)	Castillo (2-1)	
8/24	@ Omaha	W 4-3	Boyle (1-1)	Mengden (6-5)	Mujica (2)
8/25	@ Omaha	W 8-7	Rodriguez	Dye (5-3)	
8/26	@ Omaha	L 13-8	Speier (1-2)	Bristo (2-3)	
8/27	@ Omaha	*Postponed to 8/28 due to inclement weather*			
8/28-1	@ Omaha	L 9-4	Cox (5-4)	Weber (3-4)	
8/28-2	@ Omaha	L 12-10	Castillo (3-1)	Semple (1-1)	Mills (1)

2023 HEAD-TO-HEAD:

DATE	LOCATION	TIME
5/23	PNC Field	6:05 PM
5/24	PNC Field	11:05 AM
5/25	PNC Field	6:35 PM
5/26	PNC Field	6:35 PM
5/27	PNC Field	4:05 PM
5/28	PNC Field	1:05 PM

INTERNATIONAL LEAGUE OPPONENTS



ST. PAUL SAINTS

360 North Broadway St.
Saint Paul, MN 55101
Phone: (651) 644-3517

www.saintsbaseball.com

CHS FIELD

Surface: Natural Grass
Dimensions: LF - 330
CF - 405
RF - 320

Year Opened: 2015
Capacity: 7,210

Affiliation (Since)	Minnesota Twins (2021)
Distance from Moosic, PA	1,097 Miles
Manager (Since)	Toby Gardenhire (2021)
Pitching Coach	Cibney Bello
Pitching Coach	Peter Larson
Hitting Coach	Nate Spears
Defensive Coach	Tyler Smarslok

President & Co-Owner	Derek Sharrer
VP/ Director of Broadcasting & Media Relations/ Broadcaster	Sean Aronson
Scranton/Wilkes-Barre vs. St. Paul All-Time	3-3 (.500)

2022 GAME-BY-GAME:

DATE	LOCATION	FINAL	WIN	LOSS	SAVE
8/16	@ St. Paul	W 10-9	Bard (1-0)	Moran (1-1)	Weissert (17)
8/17	@ St. Paul	L 6-0	Sisk (2-0)	Schmidt (2-1)	
8/18	@ St. Paul	*Postponed to 8/20 due to inclement weather*			
8/19	@ St. Paul	L 5-3	Cotton (4-1)	Weber (3-3)	Peacock (10)
8/20-1	@ St. Paul	W 5-4	Z. Greene (8-0)	Sanchez (4-4)	Weissert (18)
8/20-2	@ St. Paul	W 4-0	Spence (1-1)	Strotman (1-2)	
8/21	@ St. Paul	L 5-4 (10)	Peacock (4-2)	Gomez (2-5)	

2023 HEAD-TO-HEAD:

DATE	LOCATION	TIME
4/18	@ St. Paul	7:37 PM
4/19	@ St. Paul	7:37 PM
4/20	@ St. Paul	7:37 PM
4/21	@ St. Paul	7:37 PM
4/22	@ St. Paul	3:07 PM
4/23	@ St. Paul	3:07 PM

All Times Eastern

INTERNATIONAL LEAGUE TERMS



DURHAM BULLS

409 Blackwell Street
Durham, NC 27702
Phone: (919) 687-6500
Press Box: (919) 687-0681

www.durhambulls.com

DURHAM BULLS ATHLETIC PARK

Surface: Natural Grass
Dimensions: LF - 305
CF - 400
RF - 327

Year Opened: 1995
Capacity: 10,000

Affiliation (Since)	Tampa Bay Rays (1998)
Distance from Moosic, PA (Miles)	486 Miles
Manager	Michael Johns (2023)
Pitching Coach	Brian Reith
Hitting Coach	Kenny Hook
Bench Coach	Reinaldo Ruiz

VP of Baseball Operations	Mike Birling
Media Relations Manager	Andrew Green
Broadcaster	Patrick Kinas
SWB vs Durham All-Time	86-95 (.475)

2022 GAME-BY-GAME:

DATE	LOCATION	FINAL	WIN	LOSS	SAVE
9/05	@ Durham	L 4-3 (10)	Guerra (2-0)	Barnes(0-1)	
9/07	@ Durham	W 7-6	Rodriguez (3-1)	Knight (3-4)	Mujica (3)
9/08	@ Durham	W 7-2	Spence (2-2)	Perdomo (2-1)	
9/09	@ Durham	L 8-6	Knight (4-4)	Duffey (1-1)	
9/10	@ Durham	W 3-2	Garcia (2-3)	Yacabis (5-4)	Cordero (1)
9/11	@ Durham	W 14-2	Boyle (3-1)	McGee (5-8)	

2023 HEAD-TO-HEAD:

DATE	LOCATION	TIME
<i>Do Not Play</i>		

INTERNATIONAL LEAGUE TEAMS



GWINNETT STRIPERS

2500 Buford Drive
Lawrenceville, GA 30043
Phone: (678) 277-0300
Press Box: (678) 277-0321

www.gostripers.com

COOLRAY FIELD

Surface: Natural Grass
Dimensions: LF - 325
CF - 400
RF - 325

Year Opened: 2009
Capacity: 10,427

Affiliation (Since)	Atlanta Braves (2009)
Distance from Moosic, PA (Miles)	809 Miles
Manager (Since)	Matt Tuasosopo (2021)
Pitching Coach	Craig Bjornson
Hitting Coach	Carlos Mendez
Coach	Wigberto Nevarez
Coach	Stevie Wilkerson
VP/General Manager	Erin McCormick
Media Relations Manager/ Broadcaster	Dave Lezotte
SWB vs Gwinnett All-Time	46-33 (.582)

DID YOU KNOW?

Stefan Gartrell was recently named one of the top five Black players in Atlanta Braves Triple-A history. Originally in the White Sox system, Gartrell was on the bus with his team, the Charlotte Knights, having just wrapped up a series against Gwinnett. His manager came over and told him he was traded to the Braves. Gartrell packed up his things and got on his opponent's bus instead to switch teams. He went on to have a storied career in Gwinnett.

2023 HEAD-TO-HEAD:

DATE	LOCATION	TIME
<i>Do Not Play</i>		



INDIANAPOLIS INDIANS

501 West Maryland Street
Indianapolis, IN 46225
Phone: (317) 269-3542
Press Box: (317) 269-3545

www.indyindians.com

VICTORY FIELD

Surface: Natural Grass
Dimensions: LF - 320
CF - 402
RF - 320

Year Opened: 1996
Capacity: 14,500

Affiliation (Since)	Pittsburgh Pirates (2005)
Distance from Moosic, PA	641 Miles
Manager (Since)	Miguel Perez (2022)
Pitching Coach	Dan Meyer
Hitting Coach	Eric Munson
Bullpen Coach	Drew Benes
President & General Manager	Randy Lewandowski
Director of Communications	Cheyne Reiter
Broadcasters	Howard Kelman & Andrew Kappes
SWB vs Indianapolis All-Time	98-85 (.536)

DID YOU KNOW?

On September 13, 1963, the Indians won their first Governors' Cup title in franchise history. In Game 5 of the series, the team won out 9-4 against Atlanta on the road. Pitcher Mike Joyce went nine innings strong striking out seven. He also drove in two runs at the plate. Teammate Jim Koranda had two hits and four RBIs to his name.

2023 HEAD-TO-HEAD:

DATE	LOCATION	TIME
<i>Do Not Play</i>		

INTERNATIONAL LEAGUE TERMS



IOWA CUBS

One Line Drive
Des Moines IA 50309
Phone: (515) 243-6111

www.iowacubs.com

PRINCIPAL PARK

Surface: Natural Grass
Dimensions: LF - 335
CF - 400
RF - 335

Year Opened: 1992
Capacity: 11,500

Affiliation (Since)	Chicago Cubs (1981)
Distance from Moosic, PA	1,018 Miles
Manager (Since).....	Marty Pevey (2013)
Pitching Coach.....	Ron Villone
Hitting Coach.....	John Mallee
Bench Coach.....	Eric Patterson
Development Coach.....	TBD
President / General Manager	Sam Bernabe
VP / Assistant General Manager	Randy Wehofer
Media Relations Manager.....	Colin Connolly
Broadcasters	Alex Cohen
SWB vs Iowa All-Time	3-7 (.300)

DID YOU KNOW?

Before the 2020 presidential election, the Iowa Caucuses became a very popular event on the news. The Iowa Cubs wanted to pay tribute to the history and economy of their community. Thus, their alternate identity the "Iowa Caucuses" were developed. The uniforms honor Iowa's "first in the nation" voting status and its importance in uniting American's across the state. Even on a non-election year, the Cubs will wear their alternate identities proudly.

2023 HEAD-TO-HEAD:

DATE	LOCATION	TIME
Do Not Play		



JACKSONVILLE JUMBO SHRIMP

301 A. Philip Randolph Blvd.
Jacksonville, FL 32202
Phone: (904) 358-284

www.jaxshrimp.com

121 FINANCIAL BALLPARK

Surface: Natural Grass
Dimensions: LF - 321
CF - 420
RF - 317

Year Opened: 2003
Capacity: 11,000

Affiliation (Since)	Miami Marlins (2009)
Distance from Moosic, PA	938 Miles
Manager (Since).....	Daren Brown (2022)
Pitching Coach.....	Jeremy Powell
Hitting Coach.....	Greg Colbrunn
Defensive Coach.....	Jose Ceballos
Owner/ CEO	Ken Babby
EVP/ General Manager.....	Harold Crow
Media & Public Relations Manager/ Broadcaster	Scott Kornberg
SWB vs Jacksonville All-Time	3-3 (.500)

2022 GAME-BY-GAME:

DATE	LOCATION	FINAL	WIN	LOSS	SAVE
5/24	PNC Field	L 3-0	Hoeting (3-1)	Krook (1-4)	Nardi (1)
5/25	PNC Field	W 2-1	Nittoli (2-0)	Yacabis (3-3)	Miller (4)
5/26	PNC Field	W 6-5 (10)	Z. Greene (4-0)	Garcia (1-2)	
5/27	PNC Field	L 7-3	Castano (2-0)	Maciejewski (0-1)	
5/28	PNC Field	L 3-0	Kent (2-4)	Waldichuk (0-1)	Yacabis (2)
5/29	PNC Field	W 4-3	Weissert (2-1)	Garcia (1-3)	

2023 HEAD-TO-HEAD:

DATE	LOCATION	TIME
Do Not Play		

INTERNATIONAL LEAGUE TEAMS



LOUISVILLE BATS

401 East Main Street
Louisville, KY 40202
Phone: (502) 212-2287
Press Box: (502) 212-2054

www.batsbaseball.com

LOUISVILLE SLUGGER FIELD

Surface: Natural Grass
Dimensions: LF - 325
CF - 405
RF - 340

Year Opened: 2000
Capacity: 13,131

Affiliation (Since).....	Cincinnati Reds (2000)
Distance from Moosic, PA	673 Miles
Manager (Since).....	Pat Kelly (2020)
Pitching Coach.....	Virgil Vasquez
Hitting Coach.....	Alex Pelaez
Coach.....	Mike Jacobs
Coach	Vince Harrison
Senior Vice President.....	Greg Gallette
Director of Communications.....	Conor Mullaney
Broadcaster.....	Nick Curran
SWB vs Louisville All-Time.....	107-83 (.563)

2022 GAME-BY-GAME:

DATE	LOCATION	FINAL	WIN	LOSS	SAVE
7/12	PNC Field	W 11-2	Mujica (1-1)	Dunn (0-1)	
7/13	PNC Field	L 10-3	Wynne (3-9)	Krook (5-7)	
7/14	PNC Field	W 6-1	Wesneski (5-7)	Williamson (1-2)	
7/15	PNC Field	W 9-0	Germán (1-0)	Zeuch (0-5)	
7/16	PNC Field	L 8-3	Nicolino (2-3)	Brito (4-2)	
7/17	PNC Field	W 8-6	Z. Greene (6-0)	Dunn (0-2)	Weissert (10)

2022 HEAD-TO-HEAD:

DATE	LOCATION	TIME
Do Not Play		



MEMPHIS REDBIRDS

198 Union Avenue
Memphis, Tennessee 38103
Phone: (901) 721-6000

www.memphisredbirds.com

AUTOZONE PARK

Surface: Natural Grass
Dimensions: LF - 319
CF - 400
RF - 322

Year Opened: 2000
Capacity: 10,000

Affiliation (Since).....	St. Louis Cardinals (1998)
Distance from Moosic, PA (Miles).....	1,045 Miles
Manager.....	Ben Johnson (2019)
Pitching Coach.....	Darwin Murrero
Hitting Coach.....	Howie Clark
Hitting Coach.....	Will Peterson
President & General Manager.....	Craig Unger
Media Relations.....	Sarah Jent
Scranton/Wilkes-Barre vs. Memphis All-Time.....	Have Never Met

DID YOU KNOW?

The Memphis Redbirds became a Triple-A affiliate of the St. Louis Cardinals when the team was established 1998. But minor league baseball in the city dates back to 1877. As always, an affiliate featured a variety of fun and interesting names. Back in the day Memphis showcased teams called the Reds, Grays, Browns, Giants, Fever Germs, Lambs, Egyptians, Turtles, Chickasaws, Blues, and Chicks.

2022 HEAD-TO-HEAD:

DATE	LOCATION	TIME
Do Not Play		

INTERNATIONAL LEAGUE TERMS



NASHVILLE SOUNDS

19 Junior Gilliam Way
Nashville, TN 37219
Phone: (615) 690-6487

www.nashvillesounds.com

FIRST HORIZON PARK

Surface: Natural Grass
Dimensions: LF - 330
CF - 403
RF - 310

Year Opened: 2015
Capacity: 10,000

Affiliation (Since)	Milwaukee Brewers (2021)
Distance from Moosic, PA (Miles)	833 Miles
Manager	Rick Sweet (2014)
Pitching Coach	Jeremy Accardo
Hitting Coach	Al LeBoeuf
General Manager/ COO	Adam English
Assistant General Manager/ VP	Doug Scopel
Communications Manager	Collin Perry
Broadcaster	Jeff Hem
Scranton/Wilkes-Barre vs. Nashville All-Time	7-8 (.467)

DID YOU KNOW?

Nashville Sounds player Jon Singleton played in the most games across all minor league levels for the Milwaukee Brewers in 2022. Last season, the 30-year-old competed in 134 games in the Triple-A level. Singleton played 111 games at first base and 24 games as the designated hitter. Out of a 150 game season, he participated in 89.3% of all games played throughout the season.

2023 HEAD-TO-HEAD:

DATE	LOCATION	TIME
Do Not Play		



TOLEDO MUD HENS

406 Washington Street
Toledo, OH 43604
Phone: (419) 725-4367
Press Box: (419) 725-4367 x149

www.mudhens.com

FIFTH THIRD FIELD

Surface: Natural Grass
Dimensions: LF - 320
CF - 415
RF - 315

Year Opened: 2002
Capacity: 8,943

Affiliation (Since)	Detroit Tigers (1987)
Distance from Moosic, PA	468 Miles
Manager (Since)	Anthony Iapoce (2023)
Pitching Coach	Doug Bochtler
Hitting Coach	Mike Hessman
Bench Coach	Tony Cappuccilli
President/CEO	Eric Ibsen
President/CEO	Joe Napoli
Director of Broadcast Services	Matt Melzak
Broadcasters	Jim Weber & Matt Melzak
Scranton/Wilkes-Barre vs. Toledo All-Time	160-141 (.532)

2022 GAME-BY-GAME:

DATE	LOCATION	FINAL	WIN	LOSS	SAVE
8/16	@ St. Paul	W 10-9	Bard (1-0)	Moran (1-1)	Weissert (17)
6/21	@ Toledo	L 3-2	Mariot (6-1)	Nittoli (2-1)	Law (13)
6/22	@ Toledo	L 4-3	Diaz (4-2)	Brito (1-1)	Law (14)
6/23	@ Toledo	W 7-2	Waldichuk (2-2)	Rodriguez (3-4)	
6/24	@ Toledo	W 2-0	Krook (3-6)	Howard (0-2)	
6/25	@ Toledo	L 8-3	Anderson (3-3)	Wesneski (2-7)	
6/26	@ Toledo	W 8-2	Gomez (2-3)	Pineda (0-2)	

2023 HEAD-TO-HEAD:

DATE	LOCATION	TIME
Do Not Play		

2022 YEAR-IN-REVIEW



2022 RAILRIDERS STATISTICS

INDIVIDUAL HITTING:

HITTERS	AVG	G	AB	R	H	2B	3B	HR	RBI	BB	SO	SB	CS	OBP	SLG	E
Alexander, Evan	.121	29	33	12	4	1	0	0	7	13	5	1		.275	.152	1
Alvarez, Armando	.278	91	299	48	83	20	0	18	55	20	71	4	2	.319	.525	14
Andújar, Miguel	.285	71	277	42	79	17	0	13	51	17	35	5	0	.330	.487	4
Baers, Jake	.226	32	106	14	24	2	1	5	16	20	43	4	1	.352	.406	0
Bell, Chad	.197	22	66	7	13	3	0	1	4	10	28	0	0	.312	.288	4
Beltre, Michael	.283	22	53	10	15	5	0	2	9	11	16	6	0	.415	.491	1
Bird, Greg	.218	59	206	16	45	8	1	6	22	31	61	2	0	.325	.354	4
Brantly, Rob	.269	59	182	18	49	10	1	1	22	11	32	1	0	.333	.352	1
Breaux, Josh	.239	41	159	20	38	4	2	6	21	12	49	1	0	.297	.403	2
Cabrera, Oswaldo	.262	47	183	29	48	12	3	8	29	19	55	10	3	.340	.492	4
Dietrich, Derek	.250	44	136	16	34	13	1	3	21	7	41	0	0	.318	.426	0
Dunn, Oliver	.071	7	14	2	1	0	0	1	2	4	8	0	0	.316	.286	0
Evans, Phillip	.244	103	361	45	88	17	0	9	33	31	57	2	2	.310	.366	9
Florial, Estevan	.283	101	403	66	114	31	2	15	46	54	140	39	10	.368	.481	2
Freitas, David	.239	36	113	9	27	6	0	2	9	12	23	0	0	.310	.345	3
Guzmán, Ronald	.255	105	322	51	82	24	0	16	53	41	100	2	0	.344	.478	5
Inciarte, Ender	.252	34	103	12	26	2	1	4	11	13	17	4	2	.336	.408	1
LaMarre, Ryan	.297	53	155	33	46	10	0	5	21	21	42	7	2	.409	.458	3
Locastro, Tim	.240	47	167	27	40	13	2	3	18	12	38	7	1	.332	.395	2
McDowell, Max	.193	66	187	17	36	10	0	2	16	23	50	3	1	.293	.278	6
Owings, Chris	.235	59	187	27	44	7	1	8	30	18	52	5	2	.303	.412	4
Peraza, José	.239	63	209	20	50	12	0	5	29	12	27	3	1	.293	.368	7
Peraza, Oswald	.259	99	386	57	100	16	0	19	50	34	100	33	5	.329	.448	11
Perez, Cristian	.125	3	8	2	1	0	0	0	0	1	4	1	0	.222	.125	0
Perkins, Blake	.244	30	86	16	21	4	1	3	14	17	26	4	0	.384	.419	0
Pita, Matt	.198	40	86	11	17	4	0	5	15	8	27	3	1	.271	.419	0
Rortvedt, Ben	.221	42	154	21	34	9	0	6	20	18	57	0	0	.307	.386	3
Volpe, Anthony	.236	22	89	15	21	4	1	3	5	8	30	6	1	.313	.404	2
Wade, Tyler	.227	42	141	26	32	6	1	4	16	27	35	15	1	.353	.369	3
SWB	.249	150	4871	689	1212	270	18	173	638	519	1277	172	36	.330	.418	105
OPP	.231	150	4829	634	1114	227	23	152	590	544	1402	190	31	.318	.382	

INDIVIDUAL PITCHING:

PITCHERS	W	L	ERA	G	GS	SV	IP	H	R	ER	HR	BB	SO	WHIP	AVG
Abreu, Albert	0	0	2.70	4	0	0	3.1	5	1	1	0	2	5	2.10	.333
Alexander, Evan	0	0	0.00	1	0	0	1.0	0	0	0	0	0	0	0.00	.000
Banda, Anthony	0	3	6.14	6	1	0	7.1	7	6	5	0	6	8	1.77	.259
Banuelos, Manny	0	2	2.35	7	5	0	30.2	22	10	8	0	12	30	1.11	.202
Bard, Luke	1	1	3.09	9	0	2	11.2	12	8	4	2	5	11	1.46	.261
Barnes, Jacob	1	1	2.25	10	0	0	8.0	4	3	2	0	4	8	1.00	.143
Boyle, Sean	5	1	3.61	9	8	0	47.1	47	19	19	10	14	43	1.29	.261
Bristo, Braden	3	3	4.56	41	1	1	53.1	52	34	27	6	31	64	1.56	.250
Brito, Jhony	6	2	3.31	18	15	0	70.2	59	26	26	5	24	53	1.18	.229
Britton, Zack	0	0	0.00	4	0	0	3.1	2	0	0	0	2	2	1.20	.182
Castro, Miguel	0	0	0.00	3	0	0	3.0	1	0	0	0	2	5	1.00	.111
Chapman, Aroldis	0	0	0.00	1	0	0	1.0	0	0	0	0	2	0	0.00	.000
Cordero, Jimmy	1	1	2.09	32	0	6	38.2	25	12	9	2	13	50	0.98	.181
Duffey, Tyler	1	1	10.50	7	0	1	6.0	11	7	7	1	1	8	2.00	.379
Effross, Scott	0	1	18.00	1	0	0	1.0	3	2	2	1	0	0	3.00	.500
Espinal, Carlos	0	2	4.37	13	0	1	22.2	20	12	11	1	16	19	1.59	.238
García, Delvi	2	4	7.96	14	7	0	37.1	40	37	33	7	24	39	1.71	.276
Germán, Domingo	1	0	0.00	2	2	0	10.0	4	0	0	0	1	5	0.50	.125
Gill, Luis	0	3	7.89	6	6	0	21.2	21	20	19	6	15	31	1.66	.244
Gomez, Michael	3	5	4.84	44	0	0	61.1	65	40	33	4	33	54	1.60	.274
González, Chi Chi	0	0	3.63	5	5	0	22.1	26	9	9	1	5	18	1.39	.280
Greene, Shane	2	1	5.40	20	4	3	26.2	26	16	16	3	15	30	1.54	.252
Greene, Zack	9	0	3.42	48	4	0	68.1	51	33	26	11	32	96	1.22	.201
Guzmán, Ronald	0	0	0.00	1	0	0	0.1	0	0	0	0	2	1	6.00	.000
Krook, Matt	10	7	4.09	29	22	0	138.2	120	71	63	19	73	155	1.39	.233
Lane, Trevor	0	2	2.08	20	0	0	21.2	21	12	5	2	13	25	1.57	.256
Loáisiga, Jonathan	0	0	9.00	1	0	0	1.0	3	1	1	0	0	2	3.00	.500
Maciejewski, Josh	0	1	13.50	1	1	0	2.2	2	4	4	1	2	2	1.50	.200
Marinaccio, Ron	1	0	2.79	8	0	0	9.2	10	3	3	3	4	21	1.45	.250
McClain, Reggie	0	1	7.56	17	0	0	16.2	17	15	14	0	18	16	2.10	.262
McKay, David	3	0	2.91	17	0	1	21.2	15	7	7	3	11	26	1.20	.195
Miller, Shelby	2	2	1.71	16	0	4	21.0	13	6	4	1	6	25	0.91	.171
Minnick, Matt	0	0	6.75	1	0	0	1.1	2	1	1	1	0	1	1.50	.400
Mujica, José	3	1	4.39	35	1	3	53.1	43	28	26	14	16	47	1.11	.216
Nittoli, Vinny	4	1	3.44	22	4	0	36.2	26	15	14	5	13	44	1.06	.202
Pita, Matt	0	0	0.00	1	0	0	0.1	0	0	0	0	0	0	0.00	.000
Ramírez, Emmanuel	1	0	11.05	8	0	0	7.1	12	9	9	2	5	10	2.32	.375
Ridings, Stephen	0	0	0.00	1	0	0	1.0	1	0	0	0	0	2	1.00	.250
Rodríguez, Richard	3	1	3.86	17	0	0	23.1	15	10	10	3	7	24	0.94	.181
Salazar, Danny	0	0	3.86	2	1	0	2.1	2	1	1	1	2	4	1.71	.222
Schmidt, Clarke	2	1	3.27	8	8	0	33.0	26	13	12	1	9	46	1.06	.205
Sears, J.P.	1	1	1.67	11	9	0	43.0	24	12	8	3	7	55	0.72	.155
Seiple, Shawn	1	1	11.45	4	1	0	11.0	22	14	14	5	6	6	2.55	.400
Severino, Luis	0	0	4.15	1	1	0	4.1	4	2	2	0	1	6	1.15	.235
Shreve, Chasen	1	0	1.93	5	0	0	4.2	1	1	1	0	1	5	0.43	.067
Spence, Mitch	3	2	3.86	10	10	0	51.1	52	24	22	5	16	48	1.33	.260
Waldchuk, Ken	2	3	3.59	11	11	0	47.2	38	20	19	5	23	70	1.28	.218
Weber, Ryan	3	4	3.86	15	8	0	39.2	43	23	17	6	5	27	1.21	.272
Weissert, Greg	2	1	1.69	42	0	18	48.0	24	9	9	3	19	70	0.90	.149
Wesneski, Hayden	6	7	3.51	19	19	0	89.2	75	38	35	9	28	83	1.15	.227
Team Totals	83	67	3.89	150	150	40	1288.0	1114	634	556	152	544	1402	1.29	.231
OPP	67	83	4.32	150	150	32	1280.1	1212	689	615	173	519	1277	1.35	.249

2022 RAILRIDERS STATISTICS

GAME HIGHS & LOWS:

MISCELLANEOUS:

Winning Streak:	7 (6/26 - 7/03)
Losing Streak:	6, 2x (Last: 4/29-1 - 5/05)
Home Winning Streak:	9 (6/18 - 7/12)
Home Losing Streak:	5 (4/12 - 4/17-1)
Road Winning Streak:	7 (7/26 - 8/16)
Road Losing Streak:	4, 2x (Last: 5/17 - 5/20)
Winning Margin:	12 (9/11 @ DUR)
Losing Margin:	9, 2x (Last: 8/12 vs WOR)
Longest Extra-Inning Game:	3:39 (9/26-2 vs BUF)
	No Delay N/A
Longest 9-Inning Game:	3:35 (4/14 vs NOR)
	No Delay 3:10, 24 min. delay (7/12 vs LOU)
Shortest Game:	9 Innings 2:01 (8/11 vs WOR)
	7 Innings 1:30 (6/8-2 @ SYR)
Largest Home Crowd:	8,021 (7/2 vs BUF)
Smallest Home Crowd:	2,019 (4/27 vs LHV)
Largest Road Crowd:	10,815 (6/11 @ SYR)
Smallest Road Crowd:	1,928 (8/23 @ OMA)

TEAM BATTING:

Most Runs:	Game: 15 (4/28 vs LHV)
	Inning: 7 (7/29-1 @ ROC - 8th inning)
Most Hits:	Game: 19 (4/28 vs LHV)
	Inning: 7 (6/9 @ SYR - 2nd inning)
Fewest Hits:	9 Innings: 1 (9/24 @ LHV)
	7 Innings: 1 (6/8-2 @ SYR)
Most Doubles:	6 (6/23 @ TOL)
Most Triples:	2 (8/14 vs WOR)
Most Home Runs:	5 (6/26 @ TOL)
Most Walks:	12 (4/27 vs LHV)
Most Strikeouts:	16 (7/6 @ WOR)
Most Stolen Bases:	7 (7/23 @ LHV)
Most Runners LOB:	16 (9/25 @ LHV)

TEAM PITCHING:

Most Runs Allowed:	Game: 14, 2x (Last: 8/12 vs WOR)
	Inning: 8 (8/26 @ OMA - 4th inning)
Most Hits Allowed:	Game: 17 (5/01 vs LHV)
	Inning: 7 (8/26 @ OMA - 4th inning)
Fewest Hits Allowed:	9 Innings: 2 (6/24 @ TOL)
	7 Innings: 2, 2x (Last: 8/20-2 @ STP)
Most Strikeouts:	17 (6/23 @ TOL)
Most Walks:	10 (4/14 vs NOR)
Most Home Runs Allowed:	5 (8/12 vs WOR)

TEAM FIELDING:

Most Errors:	SWB: 5 (8/26 @ OMA)
	Opponent: 3, 3x (8/31 vs SYR)
Most DPs Turned:	SWB: 3, 4x (Last: 8/9 vs WOR)
	Opponent: 4 (5/24 vs JAX)

INDIVIDUAL BATTING:

Most Runs Scored:	3, 6x (Last: Alvarez 9/11 @ DUR)
Most Hits:	4, 7x (Last: Owings 9/8 @ Durham)
Most Doubles:	3, 3x (Last: Florial 7/01 vs BUF)
Most Triples:	2 (Cabrera 8/14 vs WOR)
Most HR:	2, 5x (Last: Owings 9/11 @ DUR)
Most RBI:	5, 2x (Last: Owings 9/11 @ DUR)
Most Walks:	3, 2x (Last: LaMarre 9/27 vs LHV)
Most Stolen Bases:	3, 2x (Last: Florial 6/17 vs ROC)

INDIVIDUAL PITCHING

Most Innings	Starter: 7.2 (Krook 7/01 vs BUF)
	Reliever: 5.1 (Krook 5/29 vs JAX)
Most Strikeouts	Starter: 11, 2x (Last: Schmidt 8/11 vs WOR)
	Reliever: 8 (Krook 6/24 @ TOL)
Most Walks	Starter: 7 (Krook 8/20-1 @ STP)
	Reliever: 4, 2x (Last: Brito 7/09 @ Worcester)
Most Runs Allowed	Starter: 8, 2x (Last: Semple 8/28-2 @ OMA)
	Reliever: 5 (Bristo 8/26 @ OMA)
Most HR Allowed	Starter: 3, 5x (Last: Semple 8/28-2 @ OMA)
	Reliever: 2, 5x (Last: Z. Greene 8/28-2 @ OMA)

General Information

2023 Field Staff

2023 Railriders

International League

2022 Review

All-Time Roster & Stats

SWB Records

Additional Information

2022 GAME-BY-GAME RESULTS

Game	Date/Opponent	Score	Winning Pitcher	Losing Pitcher	Save	Record	Standings	Attendance	Time
1	4/05 @ Syracuse	W 5-0	Krook (1-0)	Szapucki (0-1)		1-0	11st/-	6,572	2:33
2	4/06 @ Syracuse	W 5-3	Z. Greene (1-0)	Lopez (0-1)	Miller (1)	2-0	11st/-	2,324	2:48
3	4/07 @ Syracuse	*Postponed to 4/8 due to rain*							
4	4/08-1 @ Syracuse	W 7-6 (8)	McKay (1-0)	Orze (0-1)	Weissert (1)	3-0			3:09
4	4/08-2 @ Syracuse	W 10-1 (7)	Semple (1-0)	Rodriguez (0-1)		4-0	1st/--	2,681	2:31
5	4/09 @ Syracuse	L 4-3 (10)	Vizcaya (1-0)	Miller (0-1)		4-1	11st/--	2,436	3:10
6	4/10 @ Syracuse	*Postponed to 6/8 due to inclement weather*							
6	4/12 vs Norfolk	L 3-1	Hartman (1-0)	Krook (1-1)	Vespi (1)	4-2	3rd/-1.5	4,559	2:56
7	4/13 vs Norfolk	L 5-1	Sedlock (1-0)	Wesneski (0-1)		4-3	4th/-2.5	2,684	3:10
8	4/14 vs Norfolk	L 12-4	Rodriguez (1-0)	Garcia (0-1)		4-4	4th/-3.0	2,758	3:35
9	4/15 vs Norfolk	L 14-7	Peralta (1-1)	Gil (0-1)		4-5	5th/-3.5	3,631	3:05
10	4/16 vs Norfolk	*Postponed to 4/17 due to inclement weather*							
10	4/17-1 vs Norfolk	L 5-1 (7)	Bradish (1-0)	Krook (1-2)		4-6			2:14
11	4/17-2 vs Norfolk	W 1-0 (7)	Weber (1-0)	Lowther (0-1)		5-6	6th/-3.5	2,136	1:53
12	4/19 @ Buffalo	*Postponed to 4/20 due to inclement weather*							
12	4/20-1 @ Buffalo	L 2-1 (7)	Lawrence (3-0)	Wesneski (0-2)	Vasquez (1)	5-7			1:42
13	4/20-2 @ Buffalo	L 6-5 (8)	Biagini (1-1)	Lane (0-1)		5-8	8th/-4.5	4,009	2:22
14	4/21 @ Buffalo	L 7-3	Francis (1-0)	Gil (0-2)	Gage (2)	5-9	8th/-4.5	3,932	2:42
15	4/22 @ Buffalo	W 5-3	Gomez (1-0)	Kay (0-2)	Miller (2)	6-9	8th/-4.5	4,558	2:36
16	4/23 @ Buffalo	W 7-4	Z. Greene (2-0)	Allgeyer (1-1)	Weissert (2)	7-9	7th/-3.5	4,717	2:55
17	4/24 @ Buffalo	L 4-0	Hatch (1-1)	Bañuelos (0-1)		7-10	7th/-3.5	8,154	2:10
18	4/26 vs Lehigh Valley	*Postponed to 4/29 due to inclement weather*							
18	4/27 vs Lehigh Valley	W 4-3	Z. Greene (3-0)	Singer (1-1)		8-10	7th/-3.0	2,019	2:40
19	4/28 vs Lehigh Valley	W 15-6	Nittoli (1-0)	Marvel (0-4)		9-10	6th/-3.0	2,416	3:09
20	4/29-1 vs Lehigh Valley	L 11-3 (7)	Marlot (1-0)	Bristo (0-1)		9-11			2:27
21	4/29-2 vs Lehigh Valley	L 7-3 (7)	Gatto (2-0)	Miller (0-2)		9-12	7th/-3.5	3,861	2:29
22	4/30 vs Lehigh Valley	L 2-0	Hennigan (1-0)	Espinal (0-1)	Brogdon (1)	9-13	7th/-4.5	4,459	2:51
23	5/01 vs Lehigh Valley	L 9-3	Ogle (1-1)	McClain (0-1)		9-14	8th/-4.5	4,480	3:02
24	5/03 @ Rochester	L 2-0	Rodriguez (1-1)	Wesneski (0-3)	Edwards Jr. (1)	9-15	8th/-5.0	2,801	2:03
25	5/04 @ Rochester	*Postponed to 5/7 due to inclement weather*							
25	5/05 @ Rochester	L 2-0	Tetrault (1-2)	Gil (0-3)	Edwards Jr. (2)	9-16	9th/-5.5	4,416	2:15
26	5/06 @ Rochester	W 8-7 (10)	Weissert (1-0)	Perez (0-1)		10-16	8th/-5.0	4,444	3:13
27	5/07-1 @ Rochester	L 9-2 (7)	Teel (2-0)	Garcia (0-2)		10-17			2:02
28	5/07-2 @ Rochester	L 7-6 (10)	Murphy (1-0)	Gomez (1-1)		10-18	9th/-6.5	5,624	2:49
29	5/08 @ Rochester	L 2-1	Braymer (2-1)	Wesneski (0-4)	Edwards Jr. (3)	10-19	9th/-7.5	4,574	2:45
30	5/10 vs Syracuse	W 2-0	Miller (1-2)	Diaz (0-2)		11-19	9th/-7.5	4,556	2:21
31	5/11 vs Syracuse	L 8-7	Rodriguez (1-1)	Krook (1-3)	Holderman (3)	11-20	9th/-8.5	4,728	2:52
32	5/12 vs Syracuse	L 4-0	Grey (2-1)	Bañuelos (0-2)	Lopez (1)	11-21	10th/-9.5	4,451	2:15
33	5/13 vs Syracuse	L 3-0	Peterson (2-1)	Weber (1-1)	Claudio (2)	11-22	10th/-10.5	5,106	2:11
34	5/14 vs Syracuse	W 4-1	Wesneski (1-4)	Montgomery (0-5)	Miller (3)	12-22	10th/-10.5	4,880	2:13
35	5/15 vs Syracuse	W 3-1	Sears (1-0)	Szapucki (0-3)	Weissert (3)	13-22	9th/-10.5	5,069	2:06
36	5/17 @ Worcester	L 4-3	Politi (1-0)	Bristo (0-2)	Ort (4)	13-23	9th/-10.5	5,928	2:25
37	5/18 @ Worcester	L 5-2	Bello (1-0)	Gomez (1-2)	Ort (5)	13-24	10th/-10.5	7,210	2:33
38	5/19 @ Worcester	L 3-2	Kelly (1-1)	Weissert (1-1)		13-25	10th/-11.5	6,699	2:29
39	5/20 @ Worcester	L 6-2	Pannone (3-1)	Garcia (0-3)		13-26	10th/-11.5	8,911	2:24
40	5/21 @ Worcester	W 7-6	Miller (2-2)	Feltman (0-3)		14-26	9th/-10.5	8,844	3:10
41	5/22 @ Worcester	W 6-2	Weber (2-1)	Wonkowski (1-1)		15-26	9th/-10.5	8,493	2:32
42	5/24 vs Jacksonville	L 3-0	Hoeing (3-1)	Krook (1-4)	Nardi (1)	15-27	10th/-11.5	3,454	2:02
43	5/25 vs Jacksonville	W 2-1	Nittoli (2-0)	Yacobonis (3-3)	Miller (4)	16-27	8th/-10.5	6,898	2:33
44	5/26 vs Jacksonville	W 6-5 (10)	Z. Greene (4-0)	Garcia (1-2)		17-27	8th/-10.5	3,126	3:10
45	5/27 vs Jacksonville	L 7-3	Castano (2-0)	Maciejewski (0-1)		17-28	8th/-11.5	3,862	2:44
46	5/28 vs Jacksonville	L 3-0	Kent (2-4)	Waldichuk (0-1)	Yacobonis (2)	17-29	8th/-12.5	4,869	2:47
47	5/29 vs Jacksonville	W 4-3	Weissert (2-1)	Garcia (1-3)		18-29	8th/-12.0	5,141	2:28
48	5/31 vs Lehigh Valley	L 7-3	Marvel (2-5)	Wesneski (1-5)		18-30	8th/-12.5	3,381	2:37
49	6/01 vs Lehigh Valley	*Postponed to 6/10 due to inclement weather*							
49	6/02 vs Lehigh Valley	L 3-2	Marlot (4-1)	Sears (1-1)	Alvarado (1)	18-31	8th/-13.5	4,007	2:28
50	6/03-1 vs Lehigh Valley	L 9-2 (7)	Falter (2-0)	Weber (2-2)		18-32		6,828	1:53
51	6/03-2 vs Lehigh Valley	W 2-1 (7)	McKay (2-0)	Duron (1-2)	Weissert (4)	19-32	8th/-14.0	6,828	2:01
52	6/04 vs Lehigh Valley	L 2-1	Oswalt (1-1)	Gomez (1-3)	Appel (3)	19-33	8th/-14.5	7,177	2:43
53	6/05 vs Lehigh Valley	L 12-4	Singer (2-1)	Krook (1-5)		19-34	8th/-15.5	4,889	3:02
54	6/07 @ Syracuse	*Postponed to 6/10 due to inclement weather*							
54	6/08-1 @ Syracuse	L 3-2 (9)	Alvarez (2-3)	Lane (0-2)		19-35		3,544	2:37
55	6/08-2 @ Syracuse	L 3-0 (7)	Hunter (1-0)	Wesneski (1-6)	Montes de Oca (1)				19:36
10th/-15.5	3,544	1:30							
56	6/09 @ Syracuse	W 12-4	S. Greene (1-0)	Montgomery (1-7)		20-36	10th/-14.5	5,003	2:55
57	6/10-1 @ Syracuse	W 3-0 (7)	Brito (1-0)	Cobb (2-1)	Weissert (5)	21-36			1:53
58	6/10-2 @ Syracuse	W 6-4 (7)	Z. Greene (5-0)	Rodriguez (1-3)	McKay (1)	22-36	8th/-13.0	6,433	2:25
59	6/11 @ Syracuse	W 8-4	Waldichuk (1-1)	Grey (3-2)		23-36	8th/-12.0	10,815	3:08
60	6/12 @ Syracuse	L 10-1	Otanee (1-0)	Krook (1-6)		23-37	8th/-12.0	4,361	2:41
61	6/14 vs Rochester	W 7-0	Wesneski (2-6)	Sharp (1-3)		24-37	8th/-11.0	4,099	2:26
62	6/15 vs Rochester	W 10-6	Bristo (1-2)	Verrett (3-5)		25-37	8th/-10.5	3,425	2:49
63	6/16 vs Rochester	L 3-1	Murphy (2-0)	S. Greene (1-1)	Weems (7)	25-38	8th/-11.5	3,644	2:34
64	6/17 vs Rochester	L 7-6	Fry (3-0)	Waldichuk (1-2)	Weems (8)	25-39	8th/-12.0	5,202	3:02
65	6/18 vs Rochester	W 3-0	Krook (2-6)	Teel (2-1)	Weissert (6)	26-39	8th/-11.5	6,148	2:07
66	6/19 vs Rochester	W 5-4	McKay (3-0)	Murphy (1-2)		27-39	8th/-10.5	6,344	2:35
67	6/21 @ Toledo	L 3-2	Marlot (6-1)	Nittoli (2-1)	Law (13)	27-40	8th/-11.5	4,209	2:28
68	6/22 @ Toledo	L 4-3	Diaz (4-2)	Brito (1-1)	Law (14)	27-41	8th/-12.5	4,857	2:23
69	6/23 @ Toledo	W 7-2	Waldichuk (2-2)	Rodriguez (3-4)		28-41	8th/-11.5	9,070	2:43
70	6/24 @ Toledo	W 2-0	Krook (3-6)	Howard (0-2)		29-41	8th/-11.5	8,232	2:20
71	6/25 @ Toledo	L 8-3	Anderson (3-3)	Wesneski (2-7)		29-42	8th/-11.5	7,314	2:26
72	6/26 @ Toledo	W 8-2	Gomez (2-3)	Pineda (0-2)		30-42	8th/-11.5	6,353	2:42
73	6/28 vs Buffalo	W 5-4	Brito (2-1)	Lawrence (8-2)	Weissert (7)	31-42	8th/-10.5	4,274	2:54
74	6/29 vs Buffalo	W 5-3	Bristo (2-2)	Francis (5-6)	S. Greene (1)	32-42	8th/-9.5	4,811	2:31
75	6/30 vs Buffalo	W 8-1	Nittoli (3-1)	Richards (0-1)		33-42	8th/-8.5	4,403	2:43
76	7/01 vs Buffalo	W 8-1	Krook (4-6)	Spraker (1-3)		34-42	8th/-8.0	5,267	2:22
77	7/02 vs Buffalo	W 4-3 (6)	Wesneski (3-7)	Francis (5-7)	S. Greene (2)	35-42	8th/-7.0	8,021	2:36
78	7/03 vs Buffalo	W 5-1	Brito (3-1)	Elliot (1-1)		36-42	8th/-6.0	3,952	2:44

2022 GAME-BY-GAME RESULTS

Game	Date/Opponent	Score	Winning Pitcher	Losing Pitcher	Save	Record	Standings	Attendance	Time
79	7/04 @ Worcester	L 6-4	Kelly (4-1)	Mujica (0-1)	Ort (15)	36-43	8th/-7.0	9,008	2:34
80	7/06 @ Worcester	W 4-2	Nittoli (4-1)	Simpson (0-1)	Weissert (8)	37-43	8th/-6.0	8,891	2:44
81	7/07 @ Worcester	W 5-3	Krook (5-6)	Taylor (0-2)	Weissert (9)	38-43	8th/-6.0	6,526	2:30
82	7/08 @ Worcester	W 5-3	Wesneski (4-7)	Hartlieb (1-3)		39-43	8th/-6.0	7,675	2:39
83	7/09 @ Worcester	W 3-2	Brito (4-2)	Kelly (4-2)	S. Greene (3)	40-43	8th/-5.0	7,680	2:34
84	7/10 @ Worcester	L 8-3	Politi (2-0)	Waldichuk (2-3)		40-44	8th/-5.0	7,661	2:49
85	7/12 vs Louisville	W 11-2	Mujica (1-1)	Dunn (0-1)		41-44	7th/-5.0	5,255	3:10
86	7/13 vs Louisville	L 10-3	Wynne (3-2)	Krook (5-7)		41-45	8th/-5.0	4,453	2:41
87	7/14 vs Louisville	W 6-1	Wesneski (5-7)	Williamson (1-2)		42-45	8th/-5.0	5,169	2:42
88	7/15 vs Louisville	W 9-0	German (1-0)	Zeuch (0-5)		43-45	7th/-4.0	6,162	2:38
89	7/16 vs Louisville	L 8-3	Nicolino (2-3)	Brito (4-2)		43-46	7th/-5.0	5,309	3:02
90	7/17 vs Louisville	W 8-6	Z. Greene (6-0)	Dunn (0-2)	Weissert (10)	44-46	7th/-5.0	5,428	2:51
MLB All-Star Break 7/18-7/21									
91	7/22 @ Lehigh Valley	W 5-1	Wesneski (6-7)	Plassmeyer (2-1)		45-46	7th/-4.0	10,100	2:49
92	7/23 @ Lehigh Valley	L 7-6	Ogle (2-2)	Gomez (2-4)	Duron (4)	45-47	7th/-5.0	9,791	3:03
93	7/24 @ Lehigh Valley	L 3-2	Appel (6-0)	Cordero (0-1)	Cyr (2)	45-48	7th/-6.0	7,698	2:22
94	7/26 @ Rochester	W 12-5	Mujica (2-1)	Kilome (1-1)		46-48	7th/-6.0	7,475	3:00
95	7/27 @ Rochester	W 7-4	Z. Greene (7-0)	Avilan (0-1)	Weissert (11)	47-48	16th/-5.0	8,906	3:01
96	7/28 @ Rochester	**Suspended B3 due to wet grounds, to be completed 7/29**							
96	7/28 @ Rochester**	W 8-6	Ramirez (1-0)	Thompson (0-1)	Weissert (12)	48-48		5,986	2:43
97	7/29 @ Rochester	W 10-9 (7)	Krook (6-7)	Rogers (0-3)	Mujica (1)	49-48	6th/-5.0	9,207	2:16
98	7/30 @ Rochester	W 7-4	Brito (5-2)	Harris (0-1)	Weissert (13)	50-48		8,950	2:46
99	7/31 @ Rochester	W 9-2	Weber (3-2)	Kilome (1-2)		51-48	15th/-3.0	7,277	2:47
100	8/02 vs Buffalo	L 4-0	Allgeyer (3-4)	Spence (0-1)		51-49	15th/-4.0	4,054	2:53
101	8/03 vs Buffalo	W 5-2	S. Greene (2-1)	Francis (5-8)	Weissert (14)	52-49	5th/-4.0	3,815	2:46
102	8/04 vs Buffalo	L 7-4	Hatch (6-5)	Rodriguez (0-1)	Juenger (1)	52-50	15th/-5.0	4,122	2:34
103	8/05 vs Buffalo	W 5-0	Brito (6-2)	Anderson (2-2)		53-50	15th/-5.0	5,273	2:34
104	8/06 vs Buffalo	W 5-1	Schmidt (1-0)	Lawrence (8-4)		54-50	14th/-5.0	6,887	2:15
105	8/07 vs Buffalo	**Suspended B6 due to rain, to be completed 9/26**							
106	8/09 vs Worcester	W 10-2	Krook (7-7)	Santos (0-1)		55-50	14th/-3.5	4,263	2:38
107	8/10 vs Worcester	W 3-2	Marinaccio (1-0)	Shugart (1-1)	Weissert (15)	56-50	14th/-2.5	4,676	2:30
108	8/11 vs Worcester	W 4-1	Schmidt (2-0)	Murphy (3-2)	Espinal (1)	57-50	4th/-2.5	6,753	2:01
109	8/12 vs Worcester	L 14-5	Thompson (1-0)	Boyle (0-1)		57-51	14th/-2.5	7,776	3:14
110	8/13 vs Worcester	L 7-6	Politi (4-0)	Espinal (0-1)	Kelly (3)	57-52	5th/-3.5	8,874	3:07
111	8/14 vs Worcester	W 7-6	Krook (8-7)	Santos (0-2)	Weissert (16)	58-52	5th/-3.5	6,210	2:33
112	8/16 @ St. Paul	W 10-9	Bard (1-0)	Moran (1-1)	Weissert (17)	59-52	5th/-3.5	6,722	2:45
113	8/17 @ St. Paul	L 6-0	Sisk (2-0)	Schmidt (2-1)		59-53	5th/-4.5	5,627	2:34
114	8/18 @ St. Paul	*Postponed to 8/20 due to inclement weather*							
114	8/19 @ St. Paul	L 5-3	Cotton (4-1)	Weber (3-3)	Peacock (10)	59-54	5th/-5.0	8,305	2:33
115	8/20-1 @ St. Paul	W 5-4 (7)	Z. Greene (8-0)	Sanchez (4-4)	Weissert (18)	60-54			2:07
116	8/20-2 @ St. Paul	W 4-0 (7)	Spence (1-1)	Stotman (1-2)		61-54	5th/-3.5	7,038	1:54
117	8/21 @ St. Paul	L 5-4 (10)	Schmidt (4-2)	Gomez (2-5)		61-55	5th/-4.5	8,347	2:47
118	8/23 @ Omaha	W 5-4	Z. Greene (9-0)	Castillo (2-1)		62-55	13rd/-3.5	1,928	2:42
119	8/24 @ Omaha	W 4-3	Boyle (1-0)	Mengden (6-5)	Mujica (2)	63-55	12nd/-2.5	4,065	2:11
120	8/25 @ Omaha	W 8-7	Rodriguez	Dye (5-3)		64-55	3rd/-2.5	4,315	3:00
121	8/26 @ Omaha	L 13-8	Speier (1-2)	Brito (2-3)		64-56	12nd/-2.5	5,134	3:20
122	8/27 @ Omaha	*Postponed to 8/28 due to inclement weather*							
122	8/28-1 @ Omaha	L 9-4 (7)	Cox (5-4)	Weber (3-4)		64-57			1:43
123	8/28-2 @ Omaha	L 12-10 (7)	Castillo (3-1)	Temple (1-1)/Mills (1)		64-58	13rd/-3.5	6,655	2:19
124	8/30 vs Syracuse	*Postponed to 9/01 due to inclement weather*							
124	8/31 vs Syracuse	W 6-1	Boyle (2-1)	Montgomery (2-10)		65-58	4th/-3.5	3,804	3:09
125	9/01-1 vs Syracuse	L 4-1 (7)	Clay (3-2)	Spence (1-2)	Montes de Oca (8)	65-59		3,988	2:08
126	9/01-2 vs Syracuse	W 3-2 (10)	Rodriguez (2-1)	Cobb (6-3)		66-59	4th/-3.0	3,988	2:50
127	9/02 vs Syracuse	W 2-1	Duffey (1-0)	Cobb (6-4)		67-59	4th/-3.5	5,194	2:36
128	9/03 vs Syracuse	W 14-5	Garcia (1-3)	Vargas (0-1)		68-59	4th/-3.5	7,241	2:38
129	9/04 vs Syracuse	W 5-1	Gomez (3-5)	Orze (4-3)		69-59	12nd/-3.5	4,239	2:42
130	9/05 @ Durham	L 4-3 (10)	Guerra (2-0)	Barnes (0-1)		69-60	13rd/-4.5	6,055	2:43
131	9/07 @ Durham	W 7-6	Rodriguez (3-1)	Knight (3-4)	Mujica (3)	70-60	2nd/-3.5	3,477	3:09
132	9/08 @ Durham	W 7-2	Spence (2-2)	Pedromo (2-1)		71-60	2nd/-2.5	4,806	2:34
133	9/09 @ Durham	L 8-6	Knight (4-4)	Duffey (1-1)		71-61	12nd/-3.5	9,298	2:54
134	9/10 @ Durham	W 3-2	Garcia (2-3)	Yacabonis (5-4)	Cordero (1)	72-61	12nd/-2.5	7,723	2:58
135	9/11 @ Durham	W 14-2	Boyle (3-1)	McGee (5-8)		73-61	12nd/-1.5	5,986	3:09
136	9/13 vs Worcester	W 5-4	Barnes (1-1)	Hernandez (0-2)	Cordero (2)	74-61	12nd/0.5	2,417	2:50
137	9/14 vs Worcester	W 4-1	Spence (3-2)	Seabold (8-2)	Duffey (1)	75-61	1st/+0.5	2,588	2:34
138	9/15 vs Worcester	L 5-3	Santos (2-4)	Garcia (2-4)	Politi (2)	75-62	2nd/-0.5	2,763	2:33
139	9/16 vs Worcester	W 8-2	Krook (9-7)	Murphy (3-6)		76-62	2nd/-0.5	6,218	2:51
140	9/17 vs Worcester	W 7-5	Cordero (1-1)	Hartlieb (3-6)		77-62	2nd/-0.5	5,688	2:39
141	9/18 vs Worcester	L 3-2	Mata (2-0)	Effross (0-1)	Politi (3)	77-63	2nd/-1.5	4,488	2:38
142	9/20 @ Lehigh Valley	W 4-3	Shreve (1-0)	Hernandez (3-1)	Cordero (3)	78-63	2nd/-1.5	6,649	2:24
143	9/21 @ Lehigh Valley	L 4-3	Kelly (2-2)	Banda (0-1)		78-64	2nd/-1.5	6,765	2:44
144	9/22 @ Lehigh Valley	W 8-7	Mujica (3-1)	Miller (0-1)	Bard (2)	79-64	2nd/-1.5	8,525	3:15
145	9/23 @ Lehigh Valley	W 4-1	Boyle (4-1)	Rossman (3-3)	Cordero (4)	80-64	2nd/-0.5	8,288	2:57
146	9/24 @ Lehigh Valley	L 1-0	Conrad (1-0)	Banda (0-2)	Duron (7)	80-65	2nd/-1.5	7,975	2:11
147	9/25 @ Lehigh Valley	W 3-1	Krook (10-7)	Marvel (5-7)		81-65	2nd/-1.5	8,243	2:59
105	8/07 vs Buffalo**	L 5-4 (10)	Gage (2-2)	Bard (0-1)		81-66		5,255	2:51
148	9/26 vs Buffalo	W 8-7 (11)	Brito (3-3)	Eisert (4-3)		82-66	2nd/-2.0	2,608	3:39
149	9/27 vs Buffalo	L 8-1	Yardley (3-2)	Banda (0-3)		82-67	2nd/-3.0	2,842	2:37
150	9/28 vs Buffalo	W 3-0	Boyle (5-1)	Juenger (3-2)	Cordero (5)	83-67	2nd/-3.0	3,149	2:33

2022 RAILRIDERS MONTH-BY-MONTH:

	W-L	ERR	AVG/OBP/SLG	HR
April	9-13	4.62	.227/ .332/ .375	22
May	9-17	3.90	.207/ .272/ .326	17
June	15-12	3.78	.265/ .335/ .437	29
July	18-6	3.96	.269/ .352/ .485	40
August	14-11	4.51	.267/ .350/ .472	37
September	18-8	3.05	.253/ .335/ .408	28
TOTAL	83-67	3.89	.249/ .330/ .418	173

2022 TRANSACTION LOG

APRIL TRANSACTIONS (18)

DATE	PLAYER	ACTION
April 4		SWB Break Camp roster announced
April 6	Greg Bird	Assigned to Scranton/Wilkes-Barre
April 8	Michael Beltrre	Transferred to Somerset (AA)
April 12	Rob Brantly	Placed on the 7-Day Injured List
April 15	Michael Gomez	Promoted from Somerset (AA)
April 16	JP Sears	Optioned to Scranton/Wilkes-Barre
April 17	JP Sears	Reported to Scranton/Wilkes-Barre
	Tim Locastro	Recalled by NY Yankees
April 19	Armando Alvarez	Activated from 7-day Injured List
	Cristian Perez	Transferred to Hudson Valley (A+)
April 20	Ryan Weber	Placed on the COVID-19 Injured List
April 22	Rob Brantly	Activated from 7-Day Injured List
	Shawn Sample	Placed on 7-Day Injured List
April 26	Miguel Andújar	Recalled by NY Yankees
	José Mujica	Promoted from Florida Complex League
April 28	Ron Marinaccio	Optioned to Scranton/Wilkes-Barre
April 29	Ron Marinaccio	Reported to Scranton/Wilkes-Barre
April 30	Carlos Espinal	Promoted from Somerset (AA)
	Ender Inciarte	Placed on COVID-19 Injured List

MAY TRANSACTIONS (46 / 64)

DATE	PLAYER	ACTION
May 1	Miguel Andújar	Optioned to Scranton/Wilkes-Barre
	Clarke Schmidt	Optioned to Scranton/Wilkes-Barre
May 2	Miguel Andújar	Reported to Scranton/Wilkes-Barre
	Clarke Schmidt	Reported to Scranton/Wilkes-Barre
	Vinny Nittoli	Placed on 7-Day Injured list
May 7	Ryan LaMarre	Placed on 7-Day Injured list
May 8	Estevan Florial	Appointed as "27th Man" with NY Yankees
	Ron Marinaccio	Recalled by NY Yankees
May 10	Estevan Florial	Returned as "27th Man" to Scranton/Wilkes-Barre
	Vinny Nittoli	Activated from 7-Day Injured List
May 11	Ryan Weber	Activated from the COVID-19 Injured List
May 12	Ron Marinaccio	Optioned and added to Scranton/Wilkes-Barre
May 12	Luis Gil	Recalled by NY Yankees
	Luis Gil	Optioned to Scranton/Wilkes-Barre
May 13	Clarke Schmidt	Recalled by NY Yankees
	Matt Pita	Placed on 7-Day Injured List
May 14	Ender Inciarte	Activated from the COVID-19 Injured List
May 16	Oswaldo Cabrera	Placed on 7-Day Injured List
May 17	Derek Dietrich	Promoted from Somerset (AA)
	Ken Waldichuk	Promoted from Somerset (AA)
	Carlos Espinal	Transferred to Somerset (AA)
	José Mujica	Transferred to Somerset (AA)
	Ryan LaMarre	Activated from 7-Day Injured List
May 21	Ron Marinaccio	Recalled by NY Yankees
May 22	Estevan Florial	Appointed as "27th Man" with NY Yankees
	Rob Brantly	Signed to a MLB contract and selected by NY Yankees
	David McKay	Recalled by the NY Yankees
May 23	Miguel Andújar	Recalled by NY Yankees as a replacement player
	David McKay	Optioned by the NY Yankees
May 25	Oliver Dunn	Promoted from Somerset (AA)
	José Mujica	Promoted from Somerset (AA)
	Armando Alvarez	Placed on the Restricted/ Suspended List
	JP Sears	Recalled by NY Yankees
	David McKay	Recalled by NY Yankees
	Luis Gil	Placed on the 7-Day Injured List
	JP Sears	Optioned to Scranton/Wilkes-Barre
May 26	Estevan Florial	Optioned to Scranton/Wilkes-Barre
	Estevan Florial	Reported to Scranton/Wilkes-Barre
	JP Sears	Reported to Scranton/Wilkes-Barre
	Josh Maciejewski	Promoted from Somerset (AA)
	Manny Bañuelos	Signed to a MLB contract and selected by NY Yankees
	Rob Brantly	Outrighted by NY Yankees
	Shane Greene	Signed as a MiLB Free Agent and assigned to Scranton/Wilkes-Barre
May 28	Armando Alvarez	Activated from the Restricted/ Suspended List
May 31	Tim Locastro	Commences a MLB Rehab Assignment with Scranton/Wilkes-Barre
	Deivi García	Placed on 7-Day Injured List

JUNE TRANSACTIONS (34 / 98)

DATE	PLAYER	ACTION
June 1	Jhony Brito	Promoted from Somerset (AA)

DATE	PLAYER	ACTION
	Josh Maciejewski	Transferred to Somerset (AA)
	Shelby Miller	Released from Minor League contract
June 2	Estevan Florial	Appointed as "27th Man" with NY Yankees
	Jimmy Cordero	Activated from the 7-Day Injured List
	Estevan Florial	Returned as "27th Man" to Scranton/Wilkes-Barre
	David McKay	Optioned to Scranton/Wilkes-Barre
June 3	Tim Locastro	Returned from MLB Rehab Assignment, reinstated from 10-Day IL and optioned to Scranton/Wilkes-Barre
	Miguel Andújar	Optioned to Scranton/Wilkes-Barre
	Jake Bauers	Acquired from Cincinnati for cash considerations, assigned to Scranton/Wilkes-Barre
	David McKay	Reported to Scranton/Wilkes-Barre
June 4	Evan Alexander	Released from contract by NY Yankees
	José Mujica	Transferred to Somerset (AA)
	Miguel Andújar	Reported to Scranton/Wilkes-Barre
June 7	Oliver Dunn	Transferred to Somerset (AA)
	Matt Bowman	Transferred to the Full-Season Injured List
	Luis Gil	Transferred to the Full-Season Injured List
	Shawn Sample	Transferred to the 60-Day Injured List
June 13	Reggie McClinton	Placed on 7-Day Injured List
June 14	Trevor Lane	Placed on the Suspended List
June 15	Ender Inciarte	Released from Minor League contract
June 16	Ryan Weber	Signed to a MLB contract and selected by NY Yankees
	José Mujica	Promoted from Somerset (AA)
June 18	Chris Owings	Signed as a MiLB Free Agent and assigned to Scranton/Wilkes-Barre
June 20	Ryan Weber	Signed to a Minor League contract by NY Yankees and assigned to Scranton/Wilkes-Barre
June 21	David McKay	Designated for Assignment
	Ryan LaMarre	Placed on the 7-Day Injured List
	Matt Pita	Activated from the 7-Day Injured List
	Clarke Schmidt	Optioned to Scranton/Wilkes-Barre
June 28	Aroldis Chapman	MLB Rehab Assignment transferred to from Somerset (AA)
	JP Sears	Recalled by NY Yankees
	Clarke Schmidt	Reported to Scranton/Wilkes-Barre
	JP Sears	Optioned to Scranton/Wilkes-Barre
June 29	Ryan Weber	Signed to a MLB contract and selected by NY Yankees

JULY TRANSACTIONS (35 / 133)

DATE	PLAYER	ACTION
July 1	Aroldis Chapman	Returned to NY Yankees from MLB Rehab Assignment
	Matt Pita	Transferred to Somerset (AA)
July 2	Miguel Andújar	Appointed as "27th Man" with NY Yankees
	Josh Breaux	Promoted from Somerset (AA)
	Miguel Andújar	Returned as "27th Man" to Scranton/Wilkes-Barre
July 5	Trevor Lane	Released from Minor League contract
July 9	Domingo Germán	MLB Rehab Assignment transferred from Somerset (AA)
	Ryan Weber	Outrighted to Scranton/Wilkes-Barre
July 12	Jonathan Loáisiga	MLB Rehab Assignment transferred to from Tampa (A)
	Oswaldo Cabrera	Activated off the 7-Day Injured List
July 13	Greg Bird	Released from Minor League contract
	David Freitas	Released from Minor League contract
	JP Sears	Optioned to Scranton/Wilkes-Barre
	Jonathan Loáisiga	Returned to NY Yankees from MLB Rehab Assignment
	Tyler Wade	Acquired via trade by NY Yankees
	Ryan Weber	Selected to the 26-man roster from Scranton/Wilkes-Barre
	JP Sears	Reported to Scranton/Wilkes-Barre
July 15	Tim Locastro	Recalled by NY Yankees
July 16	José Peraza	Released from Minor League contract
July 17	Ron Marinaccio	Commences a MLB Rehab Assignment with Scranton/Wilkes-Barre
July 18	Vinny Nittoli	Released from Minor League contract
July 21	JP Sears	Appointed as "27th Man" with NY Yankees
	Domingo Germán	Returned to NY Yankees from MLB Rehab Assignment
	JP Sears	Returned as "27th Man" to Scranton/Wilkes-Barre
July 22	Ron Marinaccio	MLB Rehab Assignment transferred to Somerset (AA)
	Ben Rortvedt	MLB Rehab Assignment transferred from Hudson Valley (A+)
	Carlos Espinal	Promoted from Somerset (AA)

2022 TRANSACTION LOG

DATE	PLAYER	ACTION
July 22	Tim Locastro	Optioned to Scranton/Wilkes-Barre
July 23	Tim Locastro	Reported to Scranton/Wilkes-Barre
	Clarke Schmidt	Recalled by NY Yankees
	Shane Greene	Signed to a MLB contract and selected by NY Yankees
July 24	Emmanuel Ramirez	Promoted from Somerset (AA)
July 26	Tim Locastro	Recalled by NY Yankees
July 28	Tim Locastro	Optioned to Scranton/Wilkes-Barre
July 29	Shane Greene	Signed to a Minor League contract and assigned to Scranton/Wilkes-Barre
	Richard Rodríguez	Promoted from FCL Yankees (ROK)
	Ryan Weber	Signed to a Minor League contract and assigned to Scranton/Wilkes-Barre
	Deivi García	Reinstated from 7-Day Injured List and transferred to Somerset (AA)
July 30	Tim Locastro	Reported to Scranton/Wilkes-Barre

AUGUST TRANSACTIONS (64 / 197)

DATE	PLAYER	ACTION
August 1	Hayden Wesneski	Traded to Chicago (NL) for Scott Effross
	Ken Waldichuk	Traded to Oakland A's
	JP Sears	Traded to Oakland A's
	Carlos Espinal	Signed to a MLB contract and selected by NY Yankees
August 2	Clarke Schmidt	Optioned to Scranton/Wilkes-Barre
	Mitch Spence	Promoted from Somerset (AA)
	Ben Rortvedt	Returned from MLB Rehab Assignment, Activated off the Injured List and Optioned to Scranton/Wilkes-Barre
August 3	Carlos Espinal	Optioned to Scranton/Wilkes-Barre
	Tim Locastro	Recalled by NY Yankees
	Emmanuel Ramirez	Transferred to Somerset (AA)
	Clarke Schmidt	Reported to Scranton/Wilkes-Barre
	Carlos Espinal	Reported to Scranton/Wilkes-Barre
August 4	Emmanuel Ramirez	Promoted from Somerset (AA)
August 5	Carlos Espinal	Outrighted to Scranton/Wilkes-Barre
	Michael Beltre	Promoted from Somerset (AA)
	Luke Bard	Claimed off waivers from Rays; Assigned to Scranton/Wilkes-Barre
August 6	Derek Dietrich	Placed on the Suspended/Restricted List
	Emmanuel Ramirez	Transferred to Somerset (AA)
August 7	Ron Marinaccio	Optioned to Scranton/Wilkes-Barre
August 8	Jake Bauers	Placed on 7-Day Injured List
August 9	Chad Bell	Promoted from Somerset (AA)
	Sean Boyle	Promoted from Somerset (AA)
	Miguel Andújar	Recalled by NY Yankees
August 10	Josh Breaux	Placed on 7-Day Injured List
August 11	Blake Perkins	Promoted from Somerset (AA)
August 13	Ryan LaMarre	Activated from the 7-Day Injured List
August 17	Estevan Florial	Recalled by NY Yankees
	Ron Marinaccio	Recalled by NY Yankees
	Oswaldo Cabrera	Recalled by NY Yankees
	Miguel Andújar	Optioned to Scranton/Wilkes-Barre
	Tim Locastro	Optioned to Scranton/Wilkes-Barre
	Matt Pita	Promoted from Somerset (AA)
	Josh Breaux	Activated from 7-Day Injured List
August 19	Jhony Brito	Placed on 7-Day Injured List
	Tim Locastro	Reported to Scranton/Wilkes-Barre
	Shane Greene	Placed on 7-Day Injured List
	José Mujica	Placed on COVID-19 Injured List
August 20	Miguel Andújar	Reported to Scranton/Wilkes-Barre
	Danny Salazar	Reinstated from 60-Day Injured List and promoted from FCL Yankees
	Shawn Sample	Activated from the 60-Day Injured List
August 21	Tim Locastro	Reported to Scranton/Wilkes-Barre
	Luke Bard	Recalled by NY Yankees
	Carlos Espinal	Placed on COVID-19 Injured List
August 22	Clarke Schmidt	Recalled by NY Yankees
	Jimmy Cordero	Placed on COVID-19 Injured List
August 23	Emmanuel Ramirez	Promoted from Somerset (AA)
	Estevan Florial	Optioned to Scranton/Wilkes-Barre
August 24	Danny Salazar	Placed on COVID-19 Injured List
	José Mujica	Activated off the COVID-19 Injured List
August 25	Greg Weissert	Signed to a MLB contract and selected by NY Yankees
August 26	Estevan Florial	Reported to Scranton/Wilkes-Barre
August 27	Matt Minnick	Promoted from Somerset (AA)
August 28	Luis Gil	Recalled by NY Yankees and transferred to 60-Day Injured List
August 29	Luke Bard	Optioned to Scranton/Wilkes-Barre
	Tim Locastro	Recalled by NY Yankees
	Michael Beltre	Placed on the 7-Day Injured List
	Chi Chi González	Signed to a Minor League contract and assigned to Scranton/Wilkes-Barre
	Deivi García	Option transferred from Somerset (AA)
August 30	Matt Minnick	Transferred to Somerset (AA)
	Shawn Sample	Transferred to Somerset (AA)

DATE	PLAYER	ACTION
August 30	Jacob Barnes	Signed to a Minor League contract and assigned to Scranton/Wilkes-Barre
	Wilking Rodriguez	Signed to a Minor League contract and assigned to Scranton/Wilkes-Barre
	Tyler Duffey	Signed to a Minor League contract and assigned to Scranton/Wilkes-Barre
	Luke Bard	Reported to Scranton/Wilkes-Barre

SEPTEMBER TRANSACTIONS (50 / 248)

DATE	PLAYER	ACTION
September 1	Oswald Peraza	Recalled by NY Yankees
September 2	Anthony Volpe	Promoted from Somerset (AA)
	Jimmy Cordero	Activated off the COVID Injured List
	Carlos Espinal	Activated off the COVID Injured List
	Wilking Rodriguez	Placed on the Temporary Inactive List
September 3	Estevan Florial	Recalled by NY Yankees
	Ryan Weber	Signed to a Major League contract and selected by NY Yankees
September 5	Anthony Banda	Outrighted to Scranton/Wilkes-Barre
September 6	Ronald Guzmán	Signed to a Major League contract and selected by NY Yankees
September 7	Deivi García	Recalled by NY Yankees
	Miguel Andújar	Appointed as "29th Man" by NY Yankees
	Anthony Banda	Reported to Scranton/Wilkes-Barre
	Zack Britton	MLB Rehab Assignment transferred from Tampa (A-)
	Miguel Andújar	Returned as "29th Man" to Scranton/Wilkes-Barre
September 8	Deivi García	Optioned to Scranton/Wilkes-Barre
	Miguel Andújar	Recalled by NY Yankees
September 9	Ben Rortvedt	Recalled by NY Yankees
September 10	Deivi García	Reported to Scranton/Wilkes-Barre
	Luke Bard	Outrighted to Scranton/Wilkes-Barre
	Michael Beltre	Activated from the 7-Day Injured List
	Danny Salazar	Activated off the COVID Injured List
September 11	Zack Britton	MLB Rehab assignment transferred to Somerset (AA)
	Jhony Brito	Activated from the 7-Day Injured List
September 12	Ben Rortvedt	Optioned to Scranton/Wilkes-Barre
September 13	Ronald Guzmán	Outrighted to Scranton/Wilkes-Barre
	Chasen Shreve	Promoted from FCL Yankees
	Carlos Espinal	Transferred to Somerset (AA)
September 14	Emmanuel Ramirez	Transferred to Somerset (AA)
	Zack Britton	MLB Rehab Assignment transferred from Somerset (AA)
September 15	Luis Severino	MLB Rehab Assignment transferred from Somerset (AA)
September 18	Scott Effross	Commences a MLB Rehab Assignment with Scranton/Wilkes-Barre
September 20	Estevan Florial	Optioned to Scranton/Wilkes-Barre
	Miguel Castro	MLB Rehab Assignment transferred from Somerset (AA)
September 21	Luis Severino	Returned to NY Yankees from MLB Rehab Assignment
	Estevan Florial	Reported to Scranton/Wilkes-Barre
	Miguel Andújar	Optioned to Scranton/Wilkes-Barre
	Stephen Ridings	MLB Rehab Assignment transferred from Somerset (AA)
	Albert Abreu	MLB Rehab Assignment transferred from Somerset (AA)
September 22	Greg Weissert	Optioned to Scranton/Wilkes-Barre
	Scott Effross	Returned to NY Yankees from MLB Rehab Assignment
	Zack Britton	Returned to NY Yankees from MLB Rehab Assignment
	Chad Bell	Transferred to Hudson Valley (A+)
	Matt Pita	Transferred to Hudson Valley (A+)
	Miguel Andújar	Reported to Scranton/Wilkes-Barre
	Miguel Andújar	Designated for Assignment by NY Yankees
September 26	Greg Weissert	Reported to Scranton/Wilkes-Barre
	Derek Dietrich	Activated from the Suspended/Restricted List
September 27	Blake Perkins	Placed on the 7-Day Injured List
	Matt Pita	Promoted from Hudson Valley (A+)
September 28	Luke Bard	Placed on the Temporary Inactive List
	Chad Bell	Promoted from Hudson Valley (A+)

ALL-TIME ROSTER, HITTING & PITCHING STATISTICS



ALL-TIME SWB ROSTER

== A ==				Kevin Bearse.....	91	Kirk Bullinger.....	00	Anthony Claggett.....	07, 09
Kyle Abbott.....	92-93	Andrew Beattie.....	07	Eric Bullock.....	89	Preston Claiborne.....	12-14		
Paul Abbott.....	04	Matt Beech.....	96-97	Rich Buonanotony.....	90	Danny Clay.....	89		
Albert Abreu.....	21-22	Chad Bell.....	22	Danny Burawa.....	14-15	Roger Clemens.....	07		
Andury Acevedo.....	15	Heath Bell.....	14	John Burgos.....	91	Tyler Clippard.....	07		
Domingo Acevedo.....	17, 19	Josh Bell.....	13	Erick Burke.....	05, 07	JD Closser.....	08		
Alfredo Aceves.....	08-10, 14	Frank Bellino.....	90	Gary Burnham.....	06	Tyler Cloyd.....	16		
Dustin Ackley.....	15	Rigo Beltran.....	01	Billy Burns.....	19	Robert Coello.....	14		
David Adams.....	13	Esteban Beltre.....	96	Pat Burrell.....	99-00	Dave Coggins.....	00-01, 03-04		
Chance Adams.....	17-19	Michael Beltre.....	22	Max Burt.....	21	Phil Coke.....	08, 16		
Lane Adams.....	06	Gary Bennett.....	95-96, 98, 00	Darren Burton.....	97-00	Lou Collier.....	04		
Terry Adams.....	05	Joel Bennett.....	98-99	Essex Burton.....	96	A.J. Cole.....	18		
Jim Adduci.....	89-90	Mike Benjamin.....	96	Jared Burton.....	15	Pat Combs.....	89, 91-95		
Sal Agostinelli.....	90-91	Peter Bergeron.....	06	Paul Bush.....	09	Vicente Conde.....	15, 18		
Darrel Akerfelds.....	91	Adam Bernero.....	06	Rob Butler.....	95-97	Clay Condry.....	04-06		
Jonathan Albaladejo.....	08-10	Doug Bernier.....	09, 11-12	Marlon Byrd.....	02-05	Dennis Cook.....	01		
Evan Alexander.....	22	Angel Berroa.....	09	Paul Byrd.....	00-01	Garrett Cooper.....	17		
Gary Alexander.....	91-92	Quintin Berry.....	18			Jimmy Cordero.....	22		
Greg Allen.....	21	Dellin Betances.....	11-13	== C ==					
Ronnie Allen.....	93	Wilson Betemit.....	08	Cesar Cabral.....	13-14	Nestor Cortes.....	16-19, 21		
Zolio Almonte.....	13-14	Daniel Bies.....	19	Jose Cabrera.....	03	Cale Coshow.....	17-19		
Armando Alvarez.....	19, 21-22	Steve Bieser.....	93-95	Melky Cabrera.....	08	Chris Coste.....	05-06		
Clemente Alvarez.....	99-00	Bruce Billings.....	14	Oswaldo Cabrera.....	21-22	Caleb Cotham.....	13-15		
Daral Alvarez.....	19	Greg Bird.....	15, 17-18, 22	Bruce Caldwell.....	18	Neal Cotts.....	16		
Manny Amador.....	97	Ron Blazier.....	96-97	Daniel Camarena.....	16-19	Danny Coulombe.....	19		
Ruben Amaro.....	92-93, 96	Jeremy Bleich.....	14	Ryan Cameron.....	06	Dan Cox.....	08		
Trey Amburgey.....	19, 21	Richard Bleier.....	16	Juan Camillo.....	03	Danny Cox.....	91		
Larry Andersen.....	94	Brennan Boesch.....	94	Vicente Campos.....	16	J.B. Cox.....	08-09		
Marlon Anderson.....	98, 00	Devyn Bolasky.....	17-18	Sil Campusano.....	91	Carlos Crawford.....	96		
Miguel Andujar.....	17, 21-22	Ryan Bollinger.....	18	Andy Cannizaro.....	07	Rashad Crawford.....	18		
Carmen Angelini.....	14	Rob Bolton.....	99	Russ Canzler.....	14	Hector Crespo.....	13		
Doug Angeli.....	97-98	Chris Booker.....	06	Nick Capra.....	92	Jim Crowell.....	02-04, 06		
Dean Anna.....	14	Kevin Bootay.....	89	Chris Capuano.....	15	Jose Cruz Jr.....	07		
Matt Antonelli.....	12	Chris Bootcheck.....	13	Buddy Carlyle.....	11	Cito Culver.....	5-17		
Wilkins Arias.....	11	Toby Borland.....	92-95, 98	Don Carman.....	94	Jeremy Cummings.....	06		
Cory Arbisio.....	09	Rick Bottalico.....	94, 98	Amalio Carreno.....	91	Frederick Cuevas.....	21		
Francisco Arcia.....	14, 19	Eric Boudreaux.....	89-90	Omar Carrizales.....	19	Colin Curtis.....	09-10, 12		
Cody Asche.....	18	Michael Bourn.....	06	Cody Carroll.....	18	Matt Cusick.....	10		
Andy Ashby.....	91-92	Brent Bowers.....	97	Matt Carson.....	08	Jack Cust.....	12		
Tyler Austin.....	15-18	Shane Bowers.....	00, 04	Andy Carter.....	93-95				
Abiatral Avelino.....	17-18	Jason Boyd.....	00-01	Michael Carter.....	99	== D ==			
Bruce Aven.....	02	Sean Boyle.....	21-22	Will Carter.....	19	Jeff D'Amico.....	02		
John Axford.....	07	Andrew Brackman.....	11	Steve Carver.....	98-99	Matt Daley.....	13-14		
Bob Ayrault.....	91-93	Pat Brady.....	92-94	Kevin Cash.....	09	Darren Daulton.....	91		
Luis Ayala.....	11	Ryan Brannan.....	98	Uriel Casilla.....	02-03	Kyle Davies.....	15		
== B ==				Cliff Brantley.....	91-93	John Castellano.....	04-05	Allen Davis.....	05-06
Mike Bacsik.....	05	Rob Brantly.....	21-22	Braulio Castillo.....	91-92	Jonathan Davis.....	21		
Andrew Bailey.....	15	Russell Branyan.....	12	Wilkin Castillo.....	17-18	Walter Dawkins.....	98		
Matt Baile.....	01	Josh Breaux.....	22	Bernie Castro.....	08	Yurendell de Caster.....	09		
Ryan J. Baker.....	12-13	Billy Brewer.....	97-99	Kelvin Castro.....	11	Kellin Deglan.....	19		
Scott Bakum.....	96	Colten Brewer.....	17	Miguel Castro.....	22	Jose DeJesus.....	90		
Jay Baller.....	91-92	Dan Brewer.....	11	Starlin Castro.....	17	Joel De La Cruz.....	14-15		
Anthony Banda.....	22	Brad Brink.....	89, 92-93	Jake Cave.....	15-17	Manny Delcarmen.....	12		
Manny Bañuelos.....	11-14, 22	Eude Brito.....	05-06	Blas Cedeno.....	01-02	Randall Delgado.....	19		
Johnny Barbatto.....	15-17	Jhony Brito.....	22	Juan Cedeno.....	12-13	Sam Demel.....	13		
Luke Bard.....	02	Socrates Brito.....	21	Francisco Cervelli.....	09, 11-12, 14	Jesse De Paula.....	15		
Kevin Barker.....	04	Chris Britton.....	07-08	Luis Cessa.....	16-18	Kellin Deglan.....	21		
Jacob Barnes.....	22	Zack Britton.....	21-22	Joba Chamberlain.....	07, 13	Jim Desahies.....	95		
Jake Barrett.....	19	Chris Brock.....	01	Wes Chamberlain.....	91-92	Matt DeSalvo.....	07		
Kyle Barraclough.....	21	EJ Brophy.....	95	Carlos Chantres.....	05	Cesar Diaz.....	18		
Tommy Barrett.....	89	Rex Brothers.....	19	Darrin Chapin.....	92	Francisco Diaz.....	16-18		
Daniel Barrios.....	18	Ben Broussard.....	08	Aroldis Chapman.....	22	Jonathan Diaz.....	16-17		
Manny Barrios.....	00	Jim Brower.....	07	Travis Chapman.....	02-03	Mario Diaz.....	96		
Tony Barron.....	97-98	Jason Brown.....	08	Angel Chavez.....	06-07	Chris Dickerson.....	11-12		
Chris Basak.....	07-08	Mark Brownson.....	00	Raul Chavez.....	07	Philip Diehl.....	18 (PS)		
Fletcher Bates.....	01	Braden Bristo.....	21-22	Bruce Chen.....	01	Derek Dietrich.....	21-22		
Kim Batiste.....	91-92, 95	Duff Brumley.....	96	Robinson Chirinos.....	21	Gordon Dillard.....	89		
Howard Battle.....	96	Brian Bruney.....	07-09	Ji-Man Choi.....	17	Robert Dodd.....	96, 98-00		
Jake Bauers.....	22	Eric Bruntlett.....	10	Justin Christian.....	07-08, 10	Andy Dominique.....	01		
T.J. Beam.....	07	Mark Budzinski.....	04-05	Mckay Christensen.....	03	Blake Doolan.....	96		
Colter Bean.....	07	Jason Bulger.....	12	Matt Cimo.....	89	Bruce Dostal.....	92-93		

ALL-TIME SWB ROSTER

David Doster.....	96-98, 00/02	Juan Francia.....	07	Matt Grott.....	96	Rich Hunter.....	96
Brandon Drury.....	18	Martitte Franco.....	05	Creighton Gubanich 01 (playoffs)		Drew Hutchison.....	19
Brian DuBois.....	94-95	Caleb Frare.....	17-18	Orlando Guevara.....	06	Ryan Hutchison.....	04
Rob Ducey.....	01	Clint Frazier.....	16-19	Matt Guiliano.....	99	Lee Hyde.....	12
Brandon Duckworth.....	01/03	Lou Frazier.....	99	Jason Gurka.....	17	Mickey Hyde.....	93
Grant Duff.....	09-10	Marvin Freeman.....	90	Freddy Guzman.....	09		
Tyler Duffey.....	22	David Freitas.....	22	Ronald Guzmán.....	22	== I ==	
Taylor Dugas.....	14-15	Steve Frey.....	95-96			Walter Ibarra.....	13
Ryan Dull.....	19	Ernesto Frieri.....	17	== H ==		Ryota Igashiri.....	12
Eric Duncan.....	07-09	Todd Frohwirth.....	89-90	Eric Hacker.....	07, 09	Kei Igawa.....	07-11
Shelley Duncan.....	07-09	Kosuke Fukudome.....	12	Talley Haines.....	06	Chase Illig.....	21
Michael Dunn.....	09			David Hale.....	18-19	Blaise Ilsey.....	95-96
Oliver Dunn.....	22	== G ==		Bo Hall.....	08	Ender Inciarte.....	22
Mike Dunne.....	94	Robert Gaddy.....	93-95	Shaeffer Hall.....	11	Kennedy Infante.....	90
Erubiel Durazo.....	07	Kevin Gadea.....	21	Drew Hall.....	93	Jeff Innis.....	95
Lenny Dykstra.....	94	Giovanny Gallegos.....	15-18	Cole Hamels.....	06		
		Jonathan Galvez.....	15	Jimmy Hamilton.....	02	== J ==	
== E ==		Ben Gamel.....	15-16	Robby Hammock.....	10	Austin Jackson.....	07, 09
Adam Eaton.....	99	Jesus Garces.....	91	Josh Hancock.....	03-04	Ken Jackson.....	89
Edgmer Escalona.....	14	Adonis Garcia.....	13-14	Buzz Hannahan.....	04-05	Steven Jackson.....	07-09
Tom Edens.....	89	Deivi Garcia.....	19, 21-22	J.A. Happ.....	06	Russ Jacobson.....	04
Scott Effross.....	22	Freddy Garcia.....	11	Mike Hartley.....	92	Thomas Jacquez.....	99-01
Rocky Elli.....	91	Luis Garcia.....	21	Joe Harvey.....	18-19	Jason Jaramillo.....	06
Donnie Elliott.....	96	Brett Gardner.....	07-09, 12	Brendan Harris.....	13	Gregg Jefferies.....	96
Robert Ellis.....	04-05	Cole Garner.....	12	Ryan Hawblitzel.....	97	Dan Jennings.....	19
Jacoby Ellsbury.....	17	Kevin Garner.....	94	David Hayden.....	95	Derek Jeter.....	13
Kevin Elster.....	95	Shawn Garrett.....	06	Charlie Hayes.....	89	Jason Jimenez.....	04
Edwin Encarnacion.....	19	Taylor Garrison.....	13	Von Hayes.....	91	Barry Johnson.....	99-00
Dietrich Enns.....	16-17	Geoff Geary.....	01-05	Kyle Haynes.....	15-16	Cody Johnson.....	13
Cody Eppley.....	12-13	Domingo Germán.....	17-19, 21-22	Kelly Heath.....	90	Dan Johnson.....	13
Carlos Espinal.....	22	Justin Germano.....	06	Slade Heathcott.....	15-16	Jason Johnson.....	09
Raynel Espinal.....	18-19	Brett Gerritse.....	14	Chaz Hebert.....	15	Jason Jones.....	08
Bobby Estalella.....	96-99	Jason Giambi.....	07	Bronson Heflin.....	96-98	Ron Jones.....	90-91
Johnny Estrada.....	01-02	John Gibbons.....	90	Dan Held.....	96, 98	Tyler Jones.....	17
Thairo Estrada.....	18-19	Dan Giese.....	03-06, 08	Ben Heller.....	16-17, 19	Kevin Jordan.....	94-95, 97
Phillip Evans.....	22	Phil Geisler.....	94-95	Sean Henn.....	07-08	Ricardo Jordan.....	96
		Jose Gil.....	1-14	Jairo Heredia.....	13-14	Ricky Jordon.....	90, 92
== F ==		Luis Gil.....	21-22	David Hernandez.....	19	Corban Joseph.....	12-14
Chris Farley.....	07	Shawn Gilbert.....	94-95	Fernando Hernandez.....	11	Jeff Juden.....	94-95
Jeff Farnham.....	13	Chris Gittens.....	21	Michel Hernandez.....	04	Aaron Judge.....	15-16, 19
Danny Farquhar.....	12, 19	Greg Golson.....	10-11	Runelvys Hernandez.....	07	Eric Junge.....	02-04, 07
Sean Fesh.....	98-00, 05	Wayne Gomes.....	97, 00/03	Yoel Hernandez.....	03-06	Mike Juhl.....	95
J.P. Feyereisen.....	17-19	Anyelo Gomez.....	17-18	David Herndon.....	13-14	Janson Junk.....	19
Cole Figueroa.....	15	Michael Gomez.....	22	Ronald Herrera.....	16-17		
Nelson Figueroa.....	12	Alberto González.....	07-08, 13	Craig Heyer.....	12	== K ==	
John Finn.....	99	Chi Chi González.....	22	Aaron Hicks.....	17-19	Tommy Kahnle.....	18
Jared Fernandez.....	05	Edwar González.....	10	Kyle Higashioka.....	15-19	Ryan Karp.....	95-97
Jose Fernandez.....	93	Gio González.....	19	Cary Hiles.....	02	Jeff Karstens.....	07-08
Cole Figueroa.....	15	José González.....	92	Eric Hill.....	95	Matt Kata.....	05
Nelson Figueroa.....	00-01, 12	Nick Goody.....	15-16, 21	Rich Hill.....	14	Gosuke Katoh.....	19
Tony Fiore.....	97-99	Brian Gordon.....	11, 14	A.J. Hinch.....	04-05	Kurt Keene.....	04
Dan Fiorito.....	13-16	Terrance Gore.....	19	Jason Hirsh.....	09-10	Brian Keller.....	19, 21
David Fisher.....	96	Reid Gorecki.....	10	Brian Hitchcox.....	03-04	Shawn Kelley.....	14
Billy Fleming.....	17-19	Mike Grace.....	95, 98-99	Kevin Hodge.....	05	Conner Kendrick.....	15
Ryan Fleming.....	05-06	Tim Gradoville.....	05-06	Jonathan Holder.....	15-19	Ian Kennedy.....	07-09
Darrin Fletcher.....	91	Joe Grahe.....	99-00	Kyle Holder.....	21	Logan Kensing.....	11
Paul Fletcher.....	92-95	Rob Grable.....	95	Rick Holifield.....	94-95	Jason Kershner.....	01
Jose Flores.....	96-99	J.R. Graham.....	16-17	Matt Holliday.....	17	Brennan King.....	06
Ramon Flores.....	14-15	Curtis Granderson.....	10, 13	Dave Hollins.....	91, 94, 02-03	Keith Kimberlin.....	94
Randy Flores.....	11	Juan Graterol.....	15	Craig Holman.....	96-98	Cesar King.....	00
Estevan Florial.....	21-22	Didi Gregorius.....	19	Mario Holmann.....	07	Michael King.....	18-19, 21
Gavin Floyd.....	04-06	Chad Green.....	16-17, 19	Mark Holzemer.....	00	Mike Kinkade.....	07
Jordan Foley.....	15	Nick Green.....	08	Alan Horne.....	08	Corey Kluber.....	21
P.J. Forbes.....	00-02	Nick Green.....	21	Tyler Houston.....	03	Chris Knabenschue.....	90-91
Casey Fossum.....	09	Tyler Green.....	92-94, 97, 99	Ryan Howard.....	04-05	Jason Knupper.....	01-03
Curt Ford.....	90	Shane Greene.....	14, 22	Ken Howell.....	91	Brian Koelling.....	95
Mike Ford.....	17-19, 21	Tommy Greene.....	90, 92, 94, 96	Rex Hudler.....	97	Brody Koerner.....	18-19, 21
Tim Fortugno.....	97	Zach Greene.....	22	David Huff.....	13	George Kontos.....	09-11
Kevin Foster.....	93	Cody Grice.....	13	Larry Huff.....	99	Ben Kozlowski.....	07
Dustin Fowler.....	17	Jason Grimsley.....	90-91	Chad Huffman.....	10	Pete Kozma.....	16
Eric Fox.....	97	Nate Grindell.....	05	Phil Hughes.....	07-09, 13	Erik Kratz.....	18-19
David Francia.....	00-03	Jeff Grotewold.....	91-92	Brian L. Hunter.....	01	Brooks Kriske.....	21

ALL-TIME SWB ROSTER

Josh Kroeger.....	06	Tom Marsh.....	92-95	Mickey Morandini.....	90-91	Chris Parmelee.....	16
Zach Kroenke.....	09	Brett Marshall.....	13	Diego Moreno.....	14-16	Jordan Parraz.....	11
Matt Krook.....	21-22	Damaso Marte.....	09	Logan Morrison.....	19	Steve Parris.....	92-93
John Kruk.....	94	Chris Martin.....	15	Dustin Moseley.....	10	Corey Patterson.....	13
Austin Krum.....	11	John Martin.....	89	Lyle Mouton.....	03	Jeff Patterson.....	92-94
Ray Kruml.....	11-12	Fernando Martinez.....	13	José Mujica.....	22	Scott Patterson.....	07-08
Greg Kubes.....	03-04	Manny Martinez.....	96	Yadil Mujica.....	12	Mark Payton.....	16-18
Chris Kunda.....	08	Jeff Marquez.....	08	Terry Mulholland.....	90	James Pazos.....	15-16
== L ==		Addison Maruszak.....	11, 13	Connor Mullee.....	15-16	Steve Pearce.....	12
Aaron Laffey.....	11	John Marzano.....	94	Bobby Munoz.....	94-96	Julio Peguero.....	91-92
Brady Lail.....	15-19	Greg Mathews.....	92	Glenn Murray.....	96	Jose Pena.....	17
Brandon Laird.....	10-12	Scott Mathieson.....	06	Matt Murray.....	96	Ramiro Pena.....	09, 11-12
Mike Lamb.....	11	Nick Mattioni.....	06	John Ryan Murphy.....	13-14	Lance Pendleton.....	10-11
Ryan LaMarre.....	21-22	Tim Mauser.....	90-93	Luke Murlon.....	13	Cliff Pennington.....	19
Jason Lane.....	08	Jason Maxwell.....	11	Ronnie Mustelier.....	12-14	José Peraza.....	22
Trevor Lane.....	19, 21-22	Cameron Maybin.....	19	Brett Myers.....	02	Oswald Peraza.....	21-22
Ryan Lavarney.....	19	L.J. Mazzilli.....	18	Jimmy Myers.....	99	Cristian Perez.....	21
Tim Lavigne.....	07	Brian Mazone.....	06	Aaron Myette.....	03	Franklin Perez.....	04-05
Tommy Layne.....	17	Jack McAllister.....	09-10	== N ==		Josue Perez.....	03
Jalal Leach.....	00	Ryan McBroom.....	18-19			Kelvin Perez.....	12-13
Seung-Hak Lee.....	03-06	Reggie McClain.....	21-22	Xavier Nady.....	09	Oliver Perez.....	18
Greg Legg.....	89-94	Sam McConnell.....	02	Jeff Natale.....	10	Tomas Perez.....	00
Carlos Leon.....	05-06	Dan McCutchen.....	08	Rey Navarro.....	18	Yorkis Perez.....	98
Chris Leroux.....	14	Darnell McDonald.....	12	Thomas Neal.....	13	Blake Perkins.....	22
Jesse Levis.....	03	Max McDowell.....	21-22	Nick Nelson.....	19, 21	Pat Perry.....	91
Fred Lewis.....	13-14	Chuck McElroy.....	89-90	David Newhan.....	00	Robert Person.....	02
Ryan Lidge.....	19	Davis McKay.....	22	Doug Nickle.....	01-02	Vinnie Pestano.....	16
Mike Lieberthal.....	92-95, 06	Billy McKinney.....	17-18	Tom Nieto.....	89-90	Brian Peterson.....	09
Brent Lillibridge.....	13	Billy McMillon.....	97-99	Wil Nieves.....	07	Jace Peterson.....	18
Adam Lind.....	18	Rusty McNamara.....	01	Vinnie Nittoli.....	22	Gregorio Petit.....	15
Jim Lindeman.....	91-92	Fred McNair.....	95-96	Jayson Nix.....	12	Andy Pettitte.....	12
Jacob Lindgren.....	15	Louie Meadows.....	90-91	Rico Noel.....	15	David Phelps.....	10-12
Doug Lindsey.....	92-93	Neil Medchill.....	13	Hector Noesi.....	10-11	Andy Phillips.....	07
Matt Lipka.....	19	Anthony Medrano.....	05	Dickie Noles.....	90	Heath Phillips.....	08
Felipe Lira.....	01	Mark Melancon.....	08-10	Nick Noonan.....	15	J.R. Phillips.....	96
Pedro Liriano.....	05	Jose Melendez.....	95	Jamie Norheimer.....	97	Kirk Pierce.....	98
Pat Listerhank.....	98	Jon Meloan.....	12	Tim Norton.....	10-11	P.J. Pilittere.....	09-11
Jonathan Loaisiga.....	19, 22	Carlos Mendoza.....	09	Ivan Nova.....	09-11, 13, 15	Brandon Pinder.....	14-16
Tim Lincecum.....	22	Hector Mercado.....	02-03	Zach Nuding.....	13-14	Michael Pineda.....	13-15
Ron Lockett.....	94	Melky Mesa.....	12-13	Tom Nunez.....	94	Jose Pirela.....	13-15
Carlton Loewer.....	97-98	Jason Michaels.....	01-02	Eduardo Nunez.....	09	Matt Pita.....	21-22
Boone Logan.....	10	Doug Mientkiewicz.....	07	Eduardo Nunez.....	10, 12	Erik Platenberg.....	97
Jaron Long.....	15	Thomas Milone.....	21	Franklin Nunez.....	02	Grant Plumley.....	07
Tony Longmire.....	91, 93	Adan Millan.....	97-99	Luis Nunez.....	08-09, 11	Placido Polanco.....	04
Brian Looney.....	99	Adam Miller.....	12	Vidal Nuno.....	12-13	Cliff Polite.....	00
Aquilino Lopez.....	05	Andrew Miller.....	15	Ryan Nye.....	96-99	Sidney Ponson.....	08
Jason Lopez.....	21	Brad Miller.....	19	== O ==		Justin Pope.....	07
Andrew Lorraine.....	01	Keith Miller.....	89-90			Ryan Pope.....	11, 13
Torey Lovullo.....	99	Jim Miller.....	13-14	Michael O'Connor.....	12	Greg Porter.....	08
Lou Lucca.....	99	Shelby Miller.....	22	Darren O'Day.....	21	John Posey.....	89
Spike Lundberg.....	04	Joe Millette.....	92-93	Ross Ohlendorf.....	07-08	Brian Powell.....	03-04
Tyler Lyons.....	19	Kevin Millwood.....	11	Jim Olander.....	89	Todd Pratt.....	92-93
== M ==		Michael Mimbs.....	96-97	Omar Olivares.....	95	Luke Pridhoda.....	09
Anderson Machado.....	04	Travis Minix.....	05-06	Tyler Olson.....	16	Tom Prince.....	99
Josh Maciejewski.....	19, 21-22	Matt Minnick.....	22	Randy O'Neal.....	89	Mark Prior.....	11
Garry Maddox II.....	03	Damon Minor.....	03	Steve Ontiveros.....	89, 91	Chris Pritchett.....	00
Mike Maddux.....	89	Bryan Miranda.....	08-10	Kevin Orie.....	01	Scott Proctor.....	11
Alex Madrid.....	89-90	Juan Mitchell.....	14-17	Eddie Oropesa.....	01	Cesar Puello.....	16
Ryan Madson.....	03	D.J. Mitchell.....	10-12	Kaleb Ort.....	19	Ken Pumphrey.....	02-03
Calvin Maduro.....	97-98	Larry Mitchell.....	96	Ramon Ortiz.....	12	Nick Punto.....	01-03
Wendell Magee.....	96-99, 03	Sergio Mitre.....	09-10	Russ Ortiz.....	09	== Q ==	
Kevin Mahoney.....	13	Jason Moler.....	94	Ricky Otero.....	96-97		
John Maine.....	12	Gustavo Molina.....	11-12	Glenn Otto.....	21	Paul Quantrill.....	94
Chris Malec.....	09	Jose Molina.....	09	Chris Owings.....	22	Tom Quinlan.....	94
Chuck Malone.....	90-91	Jordan Montgomery.....	16-17, 19	Pablo Ozuna.....	04	Rafael Quirico.....	96
Anthony Manahan.....	95-96	Mark Montgomery.....	13-16	== P ==		== R ==	
Charlie Manning.....	07	Mike Montgomery.....	21				
Joe Mantiply.....	17, 19	Steve Montgomery.....	99	Jorge Padilla.....	04-05	Edwar Ramirez.....	07-09
Jeff Manto.....	93	Chad Moeller.....	08, 10	Vicente Padilla.....	01, 04-05	Emmanuel Ramirez.....	22
Ron Marinaccio.....	21-22	Jesus Montero.....	10-11	Al Pardo.....	89	José Ramirez.....	13-15
		Charlie Montoyo.....	94-95	Chan-Ho Park.....	10	Peter Ramos.....	06
		Brad Moore.....	89-90	Hoy Park.....	21	Cody Ransom.....	08-09

ALL-TIME SWB ROSTER

Clay Rapada.....	13	Gary Sánchez.....	15-19	Kevin Stocker.....	93-94,96	Ed Vosberg.....	00-01
Darrell Rasner.....	07-08	Humberto Sanchez.....	09	Jeff Stone.....	92		
Floyd Rayford.....	89-91	Romulo Sanchez.....	09-10	Graham Stoneburner.....	13-14	== W ==	
Tim Redding.....	10	Danny Sandoval.....	05-06	Scott Strickland.....	08	Cory Wade.....	11-12
Joe Redfield.....	89	Donny Sands.....	21	Jamal Strong.....	07	Scott Wade.....	91, 94
Rob Refsnyder.....	14-17	Amaury Sanit.....	09-11	Miguel Sulbaran.....	15	Tyler Wade.....	17-19, 22
Jeff Reed.....	01	Julio Santana.....	03	Ricky Surum.....	18	Brandon Wagner.....	19, 21
Kevin Reese.....	07	Jose Santiago.....	02	Pedro Swann.....	06	Matt Walbeck.....	01
James Reeves.....	18	Omri Santos.....	07	Erik Swanson.....	18	Ken Waldichuk.....	22
Brian Reith.....	02	Bronson Sardinha.....	07	Anthony Swarzak.....	16	Casey Waller.....	91-93
Desi Relaford.....	96-97	Bobby Scales.....	06	Nick Swisher.....	16	Chien-Ming Wang.....	09, 13
Chuck Ricci.....	94-95	Bob Scanlan.....	90			Bryan Ward.....	00
Stephen Ridings.....	21-22	Steve Scarsons.....	91-92	== T ==		Turner Ward.....	01
Antoan Richardson.....	14	Gene Schall.....	93-96, 00-02	Jeff Tabaka.....	89	Adam Warren.....	11-13, 18, 21
Wendell Rijo.....	19	Curt Schilling.....	94,96, 00	Jameson Taillon.....	21	Dusty Wathan.....	06
Royce Ring.....	10	Clark Schmidt.....	21-22	Masahiro Tanaka.....	15, 18	Eric Weaver.....	02
Wally Ritchie.....	89-92	Josh Schmidt.....	10-11	Stephen Tarpley.....	18-19	Tyler Webb.....	14-17
Ben Rivera.....	92,94	Steve Schrenk.....	99-00	Yoshinori Tateyama.....	13-14	Jon Weber.....	10
Rene Rivera.....	10	Rick Schu.....	91-92	Craig Tatum.....	12	Ryan Weber.....	22
Joe Roa.....	02	Chris Schwinden.....	12	Mike Tauchman.....	19	Jeremy Wedel.....	02-03
J.P. Roberge.....	01-04	Darryl Scott.....	98-99	Reggie Taylor.....	00-01	Eric Wedge.....	97
David Robertson.....	08-09, 12	Elio Serrano.....	02	Sam Taylor.....	93,95	Greg Weissert.....	19 (PS), 21-22
Mike Robertson.....	97	Ray Searge.....	91	Mark Teixeira.....	16	Mike Welch.....	98-99
Shane Robinson.....	18	Steve Searcy.....	92	Robinson Tejeda.....	05	Bob Wells.....	93-94
Richie Robnett.....	09	J.P. Sears.....	21-22	Ruben Tejeda.....	17	Hayden Wesneski.....	21-22
Alex Rodriguez.....	11,13	Bob Sebra.....	89	Fausto Tejero.....	00	Mickey Weston.....	92
Eddy Rodriguez.....	15-17	Kevin Sefcik.....	95-97, 03	Amaury Telemaco.....	00-05	David West.....	95-96
Eladio Rodriguez.....	08	Scott Service.....	89-90	Kanekoa Texeira.....	11	Zelous Wheeler.....	14
John Rodriguez.....	09	Rob Segedin.....	14-15	Marcus Thames.....	10	Kevin Whelan.....	09-12
Richard Rodriguez.....	15	Zach Segovia.....	10	Evan Thomas.....	98, 00-02	Matt White.....	06
Victor Rodriguez.....	92-93	Shawn Sempile.....	19, 21-22	Justin Thomas.....	12	Steven White.....	07-08
Wilking Rodriguez.....	15	Luis Severino.....	15-16, 19, 22	Kevin Thompson.....	07	Matt Whiteside.....	98
Esmil Rogers.....	15	Ben Shaffar.....	06	Joe Thurston.....	06	Chase Whitley.....	12-15
Josh Rogers.....	18	Steve Sharts.....	89-90	Terry Tiffie.....	11	Scott Wiegandt.....	92,94-96
Chris Rojas.....	05	Justus Sheffield.....	18	Jess Todd.....	11	Cary Williams.....	92-94
Sal Romano.....	21	Mike Shelton.....	89	David Tokheim.....	95-96	Jeff Williams.....	09
Scott Rolen.....	96	Chasen Shreve.....	15-17, 22	Brett Tomko.....	09	Mason Williams.....	15-17
Kyle Roller.....	14-15	Anthony Shumaker.....	99	Gleyber Torres.....	17-18, 21	Mike Williams.....	92-95
Jimmy Rollins.....	99-00	Carlos Silva.....	11	Ronald Torreyes.....	18	Mitch Williams.....	96
Josh Romanski.....	13	Brian Simmons.....	03	Jose Toussien.....	14	Shad Williams.....	99
Deibinson Romero.....	16	Mark Sims.....	91-92	Josh Towers.....	09	Scott Williamson.....	07
J.C. Romero.....	11	Andrew Sisco.....	11	Billy Traber.....	08	Bobby Wilson.....	13
Austin Romine.....	11-15	Steve Sisco.....	01	Chad Tracy.....	10	Gary Wilson.....	91
Marc Ronan.....	99	Jay Sitzman.....	02 (playoffs)	Matt Tracy.....	12-15	Justin Wilson.....	21
Francisco Rondon.....	12-14	Scott Sizemore.....	14	Mark Tranberg.....	95	David Winfree.....	10
Adonis Rosa.....	17-19	Joe Slusarski.....	94	Gary Tremblay.....	91	Darrin Winston.....	97-98
Ed Rosado.....	92	Bud Smith.....	02, 04	Keith Troutman.....	96, 98	Dewayne Wise.....	12
Jose Rosario.....	15-16	Caleb Smith.....	15, 17	Marc Tugwell.....	06	Asher Wojciechowski.....	21
Victor Rosario.....	89-90	Greg Smith.....	11	Nik Turley.....	13-14	Randy Wolf.....	98-99, 01
Trevor Rosenthal.....	19	Mark Smith.....	04			Steve Woodard.....	02
Ben Rortvedt.....	22	Matt Smith.....	06	== U ==		Kenny Woods.....	00-02
Aaron Royster.....	00-01	Mike Smith.....	05	Giovanny Urshela.....	18-19	Eric Wooten.....	15
Scott Ruffcorn.....	97	Chris Snusz.....	98	Chase Utley.....	02-04	Shawn Wooten.....	04
Bruce Ruffin.....	89,91	Justin Snyder.....	10			Eric Wordekemper.....	09-11
Carlos Ruiz.....	05-06	Clint Sodowsky.....	01	== V ==		Matt Waterspoon.....	16-17
Randy Ruiz.....	13	Donovan Solano.....	16-17	Raul Valdes.....	11	Chase Wright.....	07-08
Nick Rumbelow.....	14-17	Jangervis Solarte.....	14	Jerry Valdez.....	01	Rick Wrona.....	96
Jim Rushford.....	04-06	Wayne Somsen.....	16	Jose Valdez.....	09		
Addison Russ.....	21	Rafael Soriano.....	11	Breyvic Valera.....	19	== Y ==	
Kevin Russo.....	09-12	Juan Sosa.....	03, 06	Eric Valent.....	01-02	Ed Yarnall.....	04
Eric Ruth.....	14-17	David Sosebee.....	18-19	John Van Benschoten.....	10	Kirby Yates.....	16
Mark Rutherford.....	00	Josh Spence.....	13	Cesar Vargas.....	15	Chris Young.....	14
Mark Ryal.....	89	Mitch Spence.....	22	Jim Vatcher.....	90, 95		
Brendan Ryan.....	15	Dennis Springer.....	95	Jorge Vazquez.....	10-11	== Z ==	
Ken Ryan.....	97-99	Steve Stanicek.....	89-90	Andrew Velazquez.....	21	Mike Zagurski.....	13
Sean Ryan.....	93	Giancarlo Stanton.....	19	Gil Velazquez.....	13	Victor Zambrano.....	08
		Jay Stephens.....	09	Pat Venditte.....	12-14	Peter Zamora.....	01-02
		Ray Stephens.....	92	Jose Veras.....	07-08	Zack Zehner.....	18-19, 21
Danny Salazar.....	22	Casey Stevenson.....	13	Shane Victorino.....	05	Bob Zupcic.....	96
Jeremy Salazar.....	01-03	Garrett Stephenson.....	97-98	Ron Villone.....	07	Jon Zuber.....	95-99
Ron Salcedo.....	89	Matt Stevens.....	92	Luke Voit.....	18-19		
Brian Sanches.....	04-06	Chris Stewart.....	08-09	Anthony Volpe.....	22		

(PS- Postseason)

ALL-TIME SWB HITTING STATISTICS

PLAYER	AVG	G	AB	R	H	2B	3B	HR	RBI	BB	SO	SB	CS
Ackley, Dustin	.471	5	17	4	8	1	0	2	4	1	3	1	0
Adams, David	.268	59	220	28	59	11	2	5	21	29	43	0	0
Adams, Lane	.267	8	30	2	8	1	0	0	3	2	10	0	0
Adduci, Jim	.238	195	604	61	144	20	3	12	70	32	140	4	5
Agostinelli, Sal	.200	85	200	12	40	2	1	0	15	23	24	6	2
Alexander, Evan	.121	29	33	12	4	1	0	0	0	7	13	5	1
Alexander, Gary	.215	199	610	85	131	35	1	29	101	57	136	1	1
Allen, Greg	.326	73	215	49	70	13	1	5	28	26	45	26	2
Almonte, Zolio	.275	173	680	80	187	30	2	24	105	59	152	10	5
Alvarez, Clemente	.179	14	39	4	7	4	0	0	6	3	11	0	0
Alvarez, Armando	.261	263	897	125	234	63	0	34	151	75	180	7	5
Amador, Manny	.343	23	70	12	24	5	0	1	9	6	11	0	0
Amaro, Ruben	.288	171	660	112	190	44	9	12	69	54	79	34	7
Amburgey, Trey	.275	195	727	109	200	54	5	30	114	57	193	7	2
Anderson, Marlon	.306	239	972	161	297	50	22	24	139	67	120	48	22
Andújar, Miguel	.303	145	558	91	169	31	1	27	94	41	74	8	0
Angeli, Doug	.228	120	359	36	82	15	2	3	29	35	89	1	4
Angelini, Carmen	.238	84	265	28	63	12	1	4	28	13	54	1	2
Anna, Dean	.192	36	130	13	25	4	3	1	14	14	20	0	1
Antonelli, Matt	.197	15	61	11	12	1	1	1	4	5	9	0	0
Arcia, Francisco	.254	52	173	17	44	8	0	1	15	8	37	0	0
Asche, Cody	.169	16	59	4	10	1	0	1	1	6	21	0	0
Austin, Tyler	.271	203	735	115	199	55	1	33	122	84	224	13	1
Avellino, Abiatal	.245	94	335	38	82	7	7	5	44	19	71	13	3
Aven, Bruce	.244	59	205	26	50	11	0	8	42	36	35	3	1

PLAYER	AVG	G	AB	R	H	2B	3B	HR	RBI	BB	SO	SB	CS
Baker, Ryan J.	.500	1	2	0	1	1	0	0	2	0	1	0	0
Barker, Kevin	.194	12	36	3	7	1	0	2	4	3	8	0	0
Barrett, Tommy	.278	120	443	65	123	14	6	0	25	51	47	44	13
Barrios, Daniel	.000	3	1	0	0	0	0	0	0	0	0	0	0
Barron, Tony	.298	194	704	111	210	44	5	36	140	66	147	10	8
Basak, Chris	.253	128	454	63	115	28	3	7	49	26	81	19	3
Bates, Fletcher	.000	3	5	0	0	0	0	0	0	0	1	0	0
Batiste, Kim	.273	225	853	94	233	41	13	7	88	20	128	25	18
Battle, Howard	.228	115	391	37	89	24	1	8	44	21	53	3	8
Bauers, Jake	.239	32	106	14	24	2	1	5	16	20	43	4	1
Beattie, Andrew	.206	19	63	8	13	0	0	2	6	9	15	0	0
Bell, Chad	.197	22	66	27	13	3	0	1	4	10	28	0	0
Bell, Josh	.226	52	177	25	40	8	0	5	21	28	45	0	0
Bellino, Frank	.167	9	18	0	3	0	0	0	2	1	5	0	1
Beltre, Esteban	.133	4	15	1	2	0	0	0	1	0	1	0	0
Beltre, Michael	.283	22	53	10	15	5	0	2	9	11	16	6	0
Benjamin, Mike	.385	4	13	2	5	2	0	0	4	3	0	0	0
Bennett, Gary	.269	276	905	128	243	57	1	30	130	91	130	2	0
Bernier, Doug	.212	232	692	78	145	31	6	0	59	98	198	6	2
Bergeron, Peter	.202	34	104	12	21	7	0	2	9	10	21	10	0
Berroa, Angel	.316	14	57	7	18	4	0	2	13	4	7	0	2
Berry, Quintin	.157	7	13	1	2	1	0	0	0	0	3	0	0
Betemit, Wilson	.333	8	27	5	9	4	0	1	5	6	7	0	0
Bieser, Steve	.266	214	556	82	148	29	7	1	52	40	110	29	13
Bird, Greg	.257	112	405	46	104	19	2	17	57	55	104	2	0
Boesch, Brennan	.200	8	30	6	6	2	0	0	2	7	8	0	0
Bolasky, Devyn	.212	34	104	10	22	1	1	1	10	7	9	1	0
Bootay, Kevin	.132	23	53	3	7	1	0	0	4	7	12	5	2
Bourn, Michael	.283	38	152	34	43	5	7	1	15	20	33	15	1
Bowers, Brent	.255	39	110	15	28	2	0	3	7	8	28	1	1
Brady, Pat	.201	95	264	30	53	11	4	8	29	58	62	1	4
Brantly, Rob	.277	127	410	53	115	19	2	10	65	31	73	2	0
Branyan, Russell	.309	33	110	19	34	5	0	11	39	26	31	0	0
Breaux, Josh	.239	41	159	20	38	4	2	6	21	12	49	1	0
Brewer, Dan	.278	46	151	17	69	9	1	0	9	14	47	8	4
Brophy, EJ	.200	34	65	7	13	2	0	1	8	8	15	0	0
Broussard, Ben	.276	64	239	44	66	18	1	13	46	18	45	18	45
Brown, Jason	.067	7	15	0	1	0	0	0	0	2	8	0	0
Brito, Socrates	.251	107	375	57	94	16	2	9	53	32	95	23	3
Bruntlett, Eris	.265	70	253	35	67	14	0	9	38	16	59	4	0
Budzinski, Mark	.276	259	977	151	270	55	23	10	94	90	211	25	6
Bullock, Eric	.274	80	281	37	77	10	8	3	40	18	30	16	7
Burnham, Gary	.391	10	46	9	18	5	0	1	8	3	7	0	0
Burns, Billy	.258	93	267	42	69	15	3	2	25	27	41	14	3
Burrell, Pat	.267	50	176	35	47	15	1	5	29	36	44	1	2
Burt, Max	.187	36	107	16	20	8	0	1	10	11	33	2	0
Burton, Darren	.260	319	1085	151	282	71	9	39	167	123	227	21	2
Burton, Essex	.172	16	58	4	10	3	0	0	1	7	16	5	3
Butler, Rob	.279	204	696	93	194	35	12	7	78	45	93	8	13
Byrd, Marlon	.295	179	713	121	210	50	8	20	85	56	120	17	4

PLAYER	AVG	G	AB	R	H	2B	3B	HR	RBI	BB	SO	SB	CS
Cabrera, Oswaldo	.500	56	213	40	63	14	4	13	40	24	64	11	3
Cabrera, Melky	.333	15	57	8	19	2	0	0	5	8	9	1	3
Caldwell, Bruce	.231	48	160	21	37	6	0	6	22	16	49	0	0
Camilo, Juan	.333	5	18	7	6	2	0	0	0	1	3	0	0
Campusano, Sil	.262	94	305	44	80	12	1	8	47	23	63	9	6
Cannizaro, Andy	.295	52	166	27	49	12	0	2	20	21	30	0	1

ALL-TIME SWB HITTING STATISTICS

Canzler, Russ	.263	51	175	25	46	12	2	2	24	20	45	1	0
Capra, Nick	.286	18	56	12	16	3	0	1	3	10	7	3	2
Carrizales, Omar	.167	5	12	0	2	0	0	0	0	3	4	0	0
Carson, Matt	.289	84	305	53	88	10	6	10	38	21	63	10	3

PLAYER	AVG	G	AB	R	H	2B	3B	HR	RBI	BB	SO	SB	CS
Carter, Michael	.161	9	31	2	5	1	1	1	4	0	8	0	1
Carver, Steve	.241	106	311	36	75	20	1	12	42	36	111	2	1
Cash, Kevin	.221	23	68	7	15	1	0	2	9	9	23	0	0
Casillas, Uriel	.355	22	62	8	22	5	0	1	6	7	6	0	0
Castillo, Ali	.367	20	79	7	29	8	0	0	13	4	7	4	3
Castillo, Braulio	.260	121	446	73	116	30	6	13	62	46	103	10	5
Castillo, Wilkin	.220	86	282	23	62	10	1	4	23	13	41	1	1
Castro, Bernie	.266	83	282	44	75	11	0	1	21	30	36	21	9
Castro, Kelvin	.000	2	0	0	0	0	0	0	0	0	0	0	0
Castellano, John	.276	94	312	45	86	17	0	6	45	28	41	5	2
Castro, Starlin	.333	6	24	4	8	0	0	1	2	1	4	0	0
Cave, Jake	.296	162	624	98	185	34	10	20	78	47	168	4	6
Cervelli, Francisco	.246	126	447	52	110	20	2	3	47	43	100	6	2
Chamberlain, Wes	.292	73	271	28	79	13	4	6	46	19	26	13	6
Chapman, Travis	.272	134	478	62	130	36	0	12	82	44	97	2	2
Chavez, Angel	.276	174	640	89	183	48	2	17	94	40	121	12	3
Chavez, Raul	.221	86	290	29	64	14	0	4	31	11	39	1	0
Chirinos, Robinson	.278	13	36	6	10	1	0	3	6	9	16	0	0
Choi, Ji-Man	.288	87	288	42	83	25	1	15	69	39	86	3	1
Christensen, McKay	.238	47	181	26	43	10	1	4	13	14	48	7	2
Christian, Justin	.304	130	503	89	153	25	5	7	65	38	62	41	6
Cimo, Matt	.241	85	216	32	52	7	4	6	22	14	51	3	3
Closser, JD	.248	50	149	17	37	7	0	4	19	23	28	0	1
Collier, Lou	.326	101	387	62	126	26	3	14	66	34	82	14	3
Conde, Vicente	.067	6	15	0	1	0	0	0	1	2	6	0	0
Cooper, Garrett	.000	2	7	0	0	0	0	0	0	0	1	0	0
Corona, Reggie	.227	149	547	59	124	27	5	8	45	45	78	18	1
Coste, Chris	.266	173	653	85	174	34	1	22	103	49	113	4	5
Cox, Daniel	.000	1	1	0	0	0	0	0	0	0	1	0	0
Crawford, Rashad	.333	6	18	5	6	1	1	0	3	1	2	0	0
Crespo, Hector	.111	5	17	2	2	0	0	0	0	1	6	0	0
Cruz Jr., Jose	.274	18	62	12	17	4	0	1	7	9	12	3	0
Cuevas, Frederick	.167	8	24	4	4	1	0	1	2	1	4	1	0
Culver, Cito	.236	135	454	54	107	20	4	13	63	41	137	2	1
Curtis, Colin	.247	207	740	83	183	47	2	12	79	77	139	14	7
Cusick, Matt	.265	29	83	11	22	6	0	0	9	10	7	0	0
Cust, Jack	.249	98	337	63	84	14	1	20	66	81	127	2	0

PLAYER	AVG	G	AB	R	H	2B	3B	HR	RBI	BB	SO	SB	CS
Daulton, Darren	.222	2	9	1	2	0	0	1	1	0	0	0	0
Davis, Ike	.217	26	92	11	20	1	0	5	16	14	32	0	0
Davis, Jonathan	.193	17	57	13	11	2	1	2	8	9	20	4	2
Dawkins, Walter	.269	42	108	15	29	6	0	3	14	9	23	2	1
de Caster, Yurendell	.301	53	186	23	56	12	0	5	21	13	28	3	0
Deglan, Kellin	.204	18	49	6	10	1	0	2	5	4	16	0	0
Diaz, Cesar	.333	2	3	1	1	0	0	0	0	0	1	0	0
Diaz, Francisco	.265	40	113	13	30	4	1	0	13	17	30	0	0
Diaz, Jonathan	.214	129	379	50	81	10	1	3	30	61	77	5	3
Diaz, Mario	.278	46	180	20	50	6	0	3	22	11	9	0	0
Dickerson, Chris	.282	126	478	90	135	34	5	9	41	79	136	35	7
Dietrich, Derek	.235	80	243	35	57	17	1	8	43	34	87	0	0
Dominique, Andy	.170	40	135	16	23	6	0	3	18	12	34	0	0
Dostal, Bruce	.221	71	181	32	40	7	0	1	8	47	40	11	5
Doster, David	.284	604	2340	346	665	147	23	59	368	185	351	58	21
Drury, Brandon	.291	56	199	30	58	13	1	5	30	32	58	3	1
Ducey, Rob	.300	4	20	3	6	1	0	1	5	2	6	0	0
Dugas, Taylor	.308	78	237	24	73	6	2	0	22	30	38	3	4
Duncan, Eric	.228	328	1171	128	267	61	3	26	145	101	263	9	6
Duncan, Shelley	.275	272	993	181	273	62	2	67	222	150	231	10	3
Dunn, Oliver	.071	7	14	2	1	0	0	1	2	4	8	0	0
Durazo, Erubiel	.263	29	95	17	25	5	0	3	12	18	19	0	0
Dykstra, Lenny	.286	3	7	1	2	1	1	0	1	1	1	0	0

PLAYER	AVG	G	AB	R	H	2B	3B	HR	RBI	BB	SO	SB	CS
Ellsbury, Jacoby	.375	2	8	1	3	2	0	0	2	0	0	1	0
Elster, Kevin	.294	5	17	2	5	3	0	0	2	2	3	0	0
Encarnacion, Edwin	.125	2	8	2	1	0	0	0	1	0	2	0	0
Estalella, Bobby	.243	320	1097	177	267	72	3	51	184	178	268	7	1
Estrada, Johnny	.281	150	565	62	159	40	0	11	83	31	59	1	0
Estrada, Thairo	.252	68	274	40	69	18	2	8	35	14	58	3	1
Evans, Phillip	.244	103	361	45	88	17	0	9	33	31	57	2	2

PLAYER	AVG	G	AB	R	H	2B	3B	HR	RBI	BB	SO	SB	CS
Farnham, Jeff	.205	14	39	4	8	1	0	0	3	8	9	0	0
Fernandez, Jose	.188	16	32	2	6	1	0	0	1	4	11	0	0
Figueroa, Cole	.292	121	449	45	131	19	1	3	44	44	27	4	4
Finn, John	.218	42	124	18	27	1	0	4	10	15	12	2	0
Fiorito, Dan	.230	25	87	4	20	4	0	0	3	8	17	2	0
Fisher, David	.156	26	64	6	10	1	0	1	3	7	15	1	1
Fleming, Billy	.265	55	189	20	50	10	0	2	22	10	41	1	0

ALL-TIME SWB HITTING STATISTICS

Fleming, Ryan	231	88	242	27	56	11	3	1	20	20	38	4	6
Fletcher, Darrin	284	90	306	39	87	13	1	8	50	23	29	1	3
Flores, Jose	270	259	847	130	229	39	5	7	73	126	149	28	11
Flores, Ramon	268	136	511	73	137	28	6	14	57	72	88	6	4
Florial, Estevan	255	179	715	131	182	48	3	28	87	96	252	52	17
Forbes, P.J.	288	323	1203	175	346	69	4	8	135	100	148	16	3

PLAYER	AVG	G	AB	R	H	2B	3B	HR	RBI	BB	SO	SB	CS
Ford, Curt	221	56	195	28	43	5	3	5	12	22	39	14	5
Ford, Mike	256	213	779	129	209	46	0	45	134	104	149	1	1
Fowler, Dustin	293	70	297	49	87	19	8	13	43	15	63	13	5
Fox, Eric	285	87	246	39	70	16	3	3	26	19	48	2	3
Francia, David	234	215	599	65	140	18	4	6	63	48	98	31	14
Francia, Juan	301	38	136	23	41	5	2	0	16	9	12	7	6
Frazier, Clint	263	213	811	136	213	55	9	33	96	84	207	14	6
Frazier, Lou	247	89	308	54	76	16	7	6	32	44	79	21	3
Freitas, David	239	36	113	9	27	6	0	2	9	12	23	0	0
Fukudome, Kosuke	276	39	127	17	35	5	1	2	16	37	25	1	1

PLAYER	AVG	G	AB	R	H	2B	3B	HR	RBI	BB	SO	SB	CS
Galvez, Jonathan	237	40	139	17	33	9	0	0	12	16	31	2	2
Gamel, Ben	304	245	983	157	299	54	19	16	115	89	202	32	13
Garcia, Adonis	300	136	541	75	160	29	4	12	55	28	72	15	7
Garces, Jesus	125	3	8	0	1	0	0	0	0	1	0	0	0
Gardner, Brett	283	145	538	109	152	16	15	4	41	96	121	61	12
Garrett, Shawn	220	69	245	21	54	12	5	3	26	16	66	1	1
Garner, Kevin	267	54	187	30	50	12	1	14	39	20	61	0	0
Garner, Cole	258	64	236	27	61	13	1	6	25	16	75	3	1
Geisler, Phil	195	74	226	16	44	10	1	1	18	20	61	2	2
Giambi, Jason	111	4	9	1	1	0	0	1	1	6	2	0	1
Gibbons, John	223	78	202	29	45	8	2	6	30	33	66	2	0
Gil, Jose	267	22	60	6	16	2	0	0	4	5	10	0	0
Gilbert, Shawn	259	277	1083	165	280	59	6	9	94	110	188	36	26
Gittens, Chris	301	45	146	37	44	8	0	14	44	36	46	0	0
Golson, Greg	263	221	799	106	210	32	12	18	73	55	209	32	9
Gonzalez, Alberto	232	208	763	77	177	33	10	6	70	54	112	15	9
Gonzalez, Edwar	154	4	13	1	2	0	0	0	0	1	5	0	0
Gonzalez, Jose	171	16	41	10	7	4	0	1	3	7	10	3	1
Gore, Terrance	164	21	55	8	9	3	1	0	1	12	17	3	0
Gorecki, Reid	253	78	281	45	71	18	5	3	30	32	67	12	3
Grable, Rob	229	26	83	7	19	4	0	3	11	7	34	3	0
Gradoville, Tim	217	10	23	0	5	0	0	0	4	1	9	0	1
Granderson, Curtis	333	10	36	2	12	0	0	1	5	3	6	0	0
Graterol, Juan	200	20	70	8	14	1	0	1	9	1	10	0	0
Green, Nick	233	112	391	41	91	15	2	12	50	26	102	3	2
Gregorius, Didi	120	6	25	1	3	0	0	0	1	0	2	0	0
Grice, Cody	238	23	80	10	19	1	2	2	9	6	29	3	0
Grindell, Nate	238	60	210	17	50	11	0	1	23	10	29	1	3
Grotewold, Jeff	262	104	327	41	86	14	6	6	46	32	71	0	2
Guevara, Orlando	143	3	7	0	1	0	0	0	0	1	4	0	0
Guiliano, Matt	190	71	216	20	41	15	0	2	24	17	61	3	2
Guzmán, Freddy	286	6	21	7	6	0	1	0	1	5	5	7	0
Guzmán, Ronald	255	105	322	51	82	24	0	16	53	41	100	2	0

PLAYER	AVG	G	AB	R	H	2B	3B	HR	RBI	BB	SO	SB	CS
Hammock, Robby	180	22	61	6	11	2	0	0	4	11	13	0	1
Hannahan, Buzz	258	176	512	70	132	22	7	1	42	47	130	9	9
Harris, Brendan	233	22	73	9	17	3	0	1	4	13	12	0	0
Hayden, David	293	20	41	6	12	1	0	2	3	6	13	0	2
Hayes, Charlie	407	7	27	4	11	3	1	1	3	0	3	0	0
Hayes, Von	250	2	8	2	2	1	0	0	0	2	3	0	0
Heath, Kelly	237	79	232	33	55	7	3	7	32	33	46	3	3
Heathcott, Slade	257	87	338	39	87	12	4	2	34	23	92	8	6
Held, Dan	257	123	412	65	106	28	3	15	57	35	102	2	3
Hernandez, Michel	255	77	231	34	59	9	0	6	31	25	24	0	1
Hicks, Aaron	379	9	29	8	11	5	1	1	2	4	3	2	0
Higashioka, Kyle	246	181	647	89	159	37	1	37	120	57	139	2	1
Hinch, A.J.	257	162	534	51	137	24	3	5	76	46	93	0	0
Hitchcox, Brian	232	62	181	24	42	11	1	2	7	18	19	3	1
Holder, Kyle	216	78	250	23	54	10	1	1	23	24	67	2	2
Holifield, Rick	191	94	278	37	53	7	3	3	24	27	71	21	6
Holliday, Matt	278	5	18	5	5	0	0	0	1	3	2	0	0
Hollins, Dave	245	121	384	63	94	14	8	13	57	70	72	5	3
Holmann, Mario	000	3	3	0	0	0	0	0	0	0	2	0	0
Houston, Tyler	174	6	23	2	4	1	1	0	0	1	1	0	0
Howard, Ryan	326	90	331	59	108	29	0	25	83	53	103	0	0
Hudler, Rex	333	3	9	0	3	0	0	0	0	0	0	0	0
Huff, Larry	235	9	17	4	4	2	0	0	1	5	2	0	0
Huffman, Chad	274	104	368	48	101	20	0	10	45	40	81	0	2
Hunter, Brian L.	111	2	9	1	1	0	0	0	0	1	3	0	0
Hyde, Mickey	167	2	6	1	1	0	0	0	0	0	1	0	0

PLAYER	AVG	G	AB	R	H	2B	3B	HR	RBI	BB	SO	SB	CS
Ibarra, Walter	254	38	122	14	31	5	0	2	9	8	42	1	1
Illig, Chase	1,000	1	1	0	1	0	0	0	0	0	0	0	0
Inciarte, Ender	252	34	103	12	26	2	1	4	11	13	17	4	2

ALL-TIME SWB HITTING STATISTICS

Infante, Kennedy	.229	40	131	12	30	4	0	2	10	6	14	0	0
PLAYER	AVG	G	AB	R	H	2B	3B	HR	RBI	BB	SO	SB	CS
Jackson, Austin	.300	133	507	69	152	24	9	4	65	42	125	25	4
Jackson, Ken	.225	59	178	30	40	5	2	2	15	29	41	6	4
Jacobson, Russ	.286	2	7	0	2	1	0	0	1	1	3	0	0
Jaramillo, Jason	.167	2	6	0	1	0	0	0	1	0	1	0	0
Jefferies, Gregg	.118	4	17	1	2	0	1	0	0	1	3	0	0
Jeter, Derek	.222	7	18	4	4	1	0	0	1	5	3	0	0

PLAYER	AVG	G	AB	R	H	2B	3B	HR	RBI	BB	SO	SB	CS
Joseph, Corban	.268	70	235	28	63	12	2	4	28	19	31	0	1
Johnson, Cody	.167	18	54	6	9	2	0	1	4	10	32	0	0
Johnson, Dan	.253	133	459	57	116	26	0	21	69	93	82	1	0
Jones, Ron	.258	92	298	30	77	11	1	7	52	38	38	8	2
Jordan, Kevin	.301	194	754	110	227	53	7	17	119	59	70	5	2
Jordon, Ricky	.276	31	123	9	34	1	0	2	13	6	20	0	0
Joseph, Corban	.256	131	515	80	132	34	2	19	75	74	96	2	1
Judge, Aaron	.248	159	596	91	148	28	1	28	95	79	179	11	2

PLAYER	AVG	G	AB	R	H	2B	3B	HR	RBI	BB	SO	SB	CS
Kata, Matt	.313	24	96	10	30	5	1	0	4	14	2	1	1
Katoh, Goshuke	.279	83	262	45	73	10	0	11	39	42	82	8	4
Keene, Kurt	.250	6	8	2	2	0	0	0	2	1	2	1	0
Kimberlin, Keith	.108	20	37	2	4	1	0	0	1	4	9	0	0
King, Brennan	.261	97	364	40	95	25	2	12	48	20	69	5	0
King, Cesar	.233	43	129	13	30	7	0	2	19	8	25	0	0
Kinkade, Mike	.300	5	20	6	6	1	1	0	3	1	3	2	0
Knabenshue, Chris	.234	146	414	64	97	18	1	18	70	86	120	12	7
Knupfer, Jason	.237	278	933	132	221	43	4	3	74	110	212	33	9
Koelling, Brian	.264	16	53	5	14	1	0	0	3	1	14	3	1
Kozma, Pete	.209	130	445	48	93	19	0	2	32	31	91	11	4
Kratz, Erik	.269	63	206	37	60	12	0	11	37	24	52	1	0
Kroeger, Josh	.231	119	441	41	102	26	4	9	41	23	104	6	3
Kruml, Raymond	.225	24	71	6	16	3	0	1	7	4	22	7	2
Kruk, John	.125	4	16	2	2	0	0	1	3	0	3	0	0
Krum, Austin	.246	64	224	33	55	10	2	0	13	26	51	9	4
Kruml, Ray	.150	12	40	3	6	1	0	0	3	6	11	3	1
Kunda, Chris	.333	2	3	0	1	1	0	0	2	1	0	0	0

PLAYER	AVG	G	AB	R	H	2B	3B	HR	RBI	BB	SO	SB	CS
Laird, Brandon	.256	284	1087	118	278	64	2	33	158	55	214	1	0
LaMarre, Ryan	.285	113	361	60	103	23	2	11	55	48	104	21	8
Lamb, Mike	.296	53	203	27	60	13	2	6	26	13	29	0	0
Lane, Jason	.236	97	347	54	82	19	3	16	51	50	70	3	3
Lavarnway, Ryan	.213	35	108	13	23	2	0	3	19	17	26	0	0
Leach, Jalal	.267	65	180	24	48	9	2	4	21	19	34	4	5
Legg, Greg	.268	473	1498	196	402	59	9	9	159	181	173	13	9
Leon, Carlos	.265	34	113	13	30	4	0	0	17	13	14	2	1
Leone, Justin	.178	55	185	17	33	11	0	4	28	21	59	2	0
Levis, Jesse	.279	79	265	26	74	16	0	0	30	18	18	1	0
Lidge, Ryan	.182	3	11	1	2	1	0	0	0	0	5	0	0
Lieberthal, Mike	.258	299	1007	109	260	55	2	14	120	91	92	4	5
Lillibridge, Brent	.273	41	150	24	41	8	1	7	18	13	36	12	2
Lind, Adam	.241	16	58	7	14	4	0	2	7	5	13	0	1
Lindeman, Jim	.290	26	93	12	27	1	2	2	15	12	17	0	0
Linden, Todd	.312	60	237	43	74	17	5	7	42	27	61	5	0
Lindsey, Doug	.197	125	395	37	78	13	1	6	34	42	90	0	2
Lipka, Matt	.281	18	64	7	18	5	0	2	11	8	16	4	1
Listach, Pat	.221	55	204	27	45	5	2	1	12	23	41	14	4
Locastro, Tim	.240	47	167	27	40	13	2	3	18	12	38	7	1
Lockett, Ron	.228	90	267	34	61	10	1	5	18	11	56	6	4
Longmire, Tony	.296	156	558	74	165	39	6	6	76	49	91	16	8
Lopez, Jason	.300	3	10	1	3	1	0	1	3	2	5	0	0
Lucca, Lou	.268	136	533	61	143	33	2	12	70	22	94	4	6
Luvullo, Torey	.279	139	519	90	145	36	3	21	106	78	89	3	4

PLAYER	AVG	G	AB	R	H	2B	3B	HR	RBI	BB	SO	SB	CS
Machado, Anderson	.227	78	295	51	67	12	5	6	26	50	73	11	6
Maddox II, Garry	.214	18	56	4	12	3	0	0	8	1	12	0	1
Magee, Wendell	.281	420	1615	262	454	101	13	65	234	160	329	25	26
Malec, Chris	.226	19	62	8	14	1	0	1	13	6	10	1	0
Mahoney, Kevin	.273	5	11	3	3	1	0	0	2	3	2	0	0
Manahan, Anthony	.267	107	337	39	90	13	1	3	32	30	48	6	1
Manto, Jeff	.289	106	388	62	112	30	1	17	88	55	58	4	1
Marsh, Tom	.279	315	1217	169	339	76	20	39	188	50	174	29	17
Martinez, Fernando	.325	22	83	9	27	7	0	4	18	6	12	1	0
Martinez, Manny	.209	17	67	8	14	1	1	0	5	4	17	3	0
Maruszak, Addison	.251	97	307	43	77	21	1	4	32	32	61	0	1
Marzano, John	.211	88	280	25	59	19	2	1	19	24	32	2	3
Maxwell, Justin	.260	48	177	36	46	8	1	16	35	26	72	11	2
Maybin, Cameron	.462	3	13	4	6	2	0	1	2	1	2	0	0
Mazzilli, L.J.	.243	79	230	28	56	15	0	7	25	22	44	1	2
McBroom, Ryan	.306	213	772	136	236	47	1	37	112	80	206	3	6
McDonald, Darnell	.194	31	108	18	21	1	0	3	7	15	29	1	2
McDowell, Max	.206	111	315	43	65	16	0	3	26	43	85	6	2

ALL-TIME SWB HITTING STATISTICS

McKinney, Billy	306	111	421	59	112	21	8	23	67	30	105	0	0
McMillon, Billy	288	235	823	157	237	62	6	33	144	111	162	19	5
McNair, Fred	240	9	25	1	6	1	0	0	2	3	6	0	0
McNamara, Rusty	143	5	14	2	2	0	0	1	2	1	1	0	0
Meadows, Louie	240	121	358	52	86	15	5	8	31	48	76	14	5
Medchill, Neil	219	11	32	3	7	1	9	1	6	8	10	0	0
Medrano, Anthony	221	111	367	45	81	15	0	3	45	27	46	6	1
Mendoza, Carlos	222	3	9	1	2	1	0	0	1	1	3	0	0
Mesa, Melky	252	117	440	59	111	23	4	22	60	18	115	18	3

PLAYER	AVG	G	AB	R	H	2B	3B	HR	RBI	BB	SO	SB	CS
Michaels, Jason	.262	118	450	61	118	21	3	17	76	42	131	12	6
Mientkiewicz, Doug	.381	5	21	5	8	3	0	1	7	1	2	0	0
Millan, Adan	.148	10	27	5	4	1	0	1	4	7	9	0	0
Miller, Brad	.294	41	136	31	40	9	1	10	29	24	40	1	3
Miller, Keith	.272	281	982	157	267	51	9	24	136	151	188	20	16
Millette, Joe	.242	185	599	51	145	26	3	2	47	34	86	8	6
Milone, Thomas	.285	40	137	19	39	8	1	4	13	11	41	5	2
Minor, Damon	.232	91	328	45	76	17	1	16	65	27	60	1	2
Miranda, Juan	.287	301	1089	166	313	67	3	46	177	143	251	4	1
Moeller, Chad	.232	51	168	14	39	10	0	2	16	11	37	0	0
Moler, Jason	.243	44	144	16	35	9	1	2	16	18	26	2	2
Molina, Gustavo	.221	76	271	16	60	11	0	8	39	11	66	0	0
Molina, Jose	.250	2	4	0	1	1	0	0	1	1	0	0	0
Montero, Jesus	.290	232	873	118	253	52	4	39	142	82	189	0	0
Montoyo, Charlie	.265	206	675	96	179	41	1	12	81	124	106	5	6
Morandini, Mickey	.261	150	548	84	143	28	10	2	40	65	96	18	6
Morrison, Logan	.289	43	152	29	44	11	0	15	37	8	26	0	1
Mouton, Lyle	.290	10	31	3	9	2	0	0	4	6	8	1	0
Mujica, Yadiel	.308	13	39	2	12	3	0	0	1	3	5	1	1
Murphy, John Ryan	.259	110	409	43	106	28	0	12	49	36	83	0	1
Murray, Glenn	.366	41	142	31	52	10	2	7	22	22	29	7	0
Mustelier, Ronnier	.289	186	732	90	212	45	1	17	91	51	102	12	4
Murton, Luke	.188	23	80	5	15	2	0	0	6	6	26	0	0

PLAYER	AVG	G	AB	R	H	2B	3B	HR	RBI	BB	SO	SB	CS
Nady, Xavier	.200	2	5	0	1	1	0	0	0	1	1	0	0
Natale, Jeff	.182	14	22	3	4	1	0	0	6	3	1	0	0
Navarro, Rey	.242	62	215	20	52	6	0	19	28	13	28	1	1
Neal, Thomas	.325	72	265	36	86	17	0	2	29	23	53	2	1
Newhan, David	.196	38	138	14	27	4	0	3	10	15	26	3	1
Nieto, Tom	.206	83	248	17	51	5	0	3	22	20	66	0	0
Nieves, Wil	.256	27	90	5	23	1	2	1	8	6	10	1	0
Nix, Jayson	.233	8	30	5	7	4	0	0	4	3	9	0	0
Noel, Rico	.059	22	17	5	1	0	0	0	0	4	7	9	3
Northeimer, Jamie	.154	4	13	1	2	0	0	0	1	1	6	0	0
Noonan, Nick	.262	67	244	28	64	13	0	1	26	17	68	1	1
Nunezville, Tom	.259	80	266	25	69	16	1	2	28	19	35	4	0
Nunez, Eduardo	.273	156	627	73	171	29	3	6	66	39	88	39	8
Nunez, Luis	.228	106	335	36	78	16	0	3	31	18	40	7	1

PLAYER	AVG	G	AB	R	H	2B	3B	HR	RBI	BB	SO	SB	CS
Olander, Jim	.252	111	274	35	69	17	4	3	29	27	69	5	7
Orie, Kevin	.293	134	509	77	149	34	2	13	45	77	63	11	6
Otero, Ricky	.318	84	333	62	106	19	13	2	24	41	26	11	6
Owings, Chris	.235	59	187	27	44	7	1	8	30	18	52	5	2
Ozuna, Pablo	.307	126	472	77	145	27	3	6	76	22	43	31	12

PLAYER	AVG	G	AB	R	H	2B	3B	HR	RBI	BB	SO	SB	CS
Padilla, Jorge	.259	176	568	76	147	18	1	8	62	63	116	15	12
Pardo, Al	.239	103	306	32	73	20	3	5	30	36	56	4	2
Park, Hoy	.327	48	171	44	56	9	1	10	29	46	46	8	4
Parmelee, Chris	.248	64	214	29	53	10	0	11	29	29	42	0	0
Parraz, Jordan	.289	126	443	66	128	28	6	9	52	42	91	5	4
Patterson, Corey	.206	53	209	22	43	9	0	6	14	7	42	4	2
Payton, Mark	.269	144	472	63	127	21	4	12	47	60	100	7	11
Pearce, Steve	.318	53	192	37	61	15	0	11	30	29	33	3	1
Peguero, Julio	.267	207	795	112	212	34	11	3	60	64	125	35	29
Pena, Ramiro	.257	199	725	85	186	34	4	8	56	72	137	9	6
Pennington, Cliff	.196	29	92	15	18	3	1	5	16	14	24	4	0
Peraza, José	.239	63	209	20	50	12	0	5	29	12	27	3	1
Peraza, Oswald	.261	107	414	62	108	16	0	20	52	36	105	35	6
Perez, Cristian	.214	50	140	22	30	5	0	1	13	15	27	6	0
Perez, Josue	.220	32	123	6	27	5	0	0	8	7	31	2	5
Perez, Tomas	.294	77	279	44	82	16	2	10	56	16	48	4	1
Perkins, Blake	.244	30	86	16	21	4	1	3	14	17	26	4	0
Peterson, Brian	.176	6	17	3	3	1	0	0	1	4	7	0	0
Peterson, Jace	.250	1	4	0	1	0	0	0	0	0	1	0	0
Petit, Gregorio	.230	46	174	19	40	10	0	2	15	8	22	0	0
Phillips, Andy	.301	65	249	37	75	11	2	11	36	32	43	2	1
Phillips, J.R.	.285	53	200	33	57	14	2	13	42	19	53	2	2
Pierce, Kirk	.077	4	13	2	1	0	0	0	0	3	2	0	0
Piltittere, P.J.	.263	72	209	18	55	12	0	2	19	16	32	1	1
Pirela, Jose	.310	195	789	130	245	35	12	13	84	62	98	21	9
Pita, Matt	.228	67	165	23	35	6	0	12	30	14	41	5	5
Plumley, Grant	.111	3	9	0	1	0	0	0	0	4	0	0	0

ALL-TIME SWB HITTING STATISTICS

Polanco, Placido	.000	1	3	1	0	0	0	0	0	1	0	0	0
Porter, Greg	.261	72	245	27	64	15	0	2	19	18	55	3	2
Posey, John	.125	3	8	2	1	0	0	1	2	2	1	0	0
Pratt, Todd	.313	44	134	21	42	10	1	7	29	33	15	1	0
Prince, Tom	.091	7	22	2	2	0	0	1	1	3	5	1	0
Pritchett, Chris	.238	117	391	55	93	18	2	6	60	56	65	5	2
Puello, Cesar	.283	78	230	35	65	13	0	5	31	35	56	18	3
Punto, Nick	.257	263	1017	150	261	38	11	1	77	151	211	82	18

PLAYER	AVG	G	AB	R	H	2B	3B	HR	RBI	BB	SO	SB	CS
Quinlan, Tom	.240	76	262	38	63	12	2	9	23	28	91	4	2

PLAYER	AVG	G	AB	R	H	2B	3B	HR	RBI	BB	SO	SB	CS
Ramos, Peeter	.000	1	2	0	0	0	0	0	0	0	2	0	0
Ransom, Cody	.252	147	519	93	131	31	4	25	87	69	137	9	5
Rayford, Floyd	.198	81	197	13	39	12	0	3	33	13	40	0	0
Redfield, Joe	.241	123	428	45	103	13	6	9	49	40	74	21	8
Reed, Jeff	.235	31	98	12	23	1	0	4	8	14	24	0	0
Reese, Kevin	.249	115	433	58	108	14	3	10	59	54	74	9	7
Refsnyder, Rob	.290	286	1,084	158	317	68	6	21	123	129	200	24	7
Relaford, Desi	.262	152	602	94	158	38	5	10	64	51	96	36	9
Richardson, Antoon	.271	93	258	41	70	7	4	3	22	33	56	26	1
Rijo, Wendell	.270	43	137	18	37	10	0	7	17	8	35	1	0
Rivera, Rene	.250	19	68	3	17	3	0	2	11	1	17	0	0
Roberge, J.P.	.277	320	1,092	113	303	71	4	12	113	84	181	10	3
Roberson, Chris	.292	74	284	44	83	14	2	1	17	23	57	25	9
Robertson, Mike	.298	121	416	61	124	17	3	12	72	58	67	0	2
Robinson, Shane	.261	50	188	25	49	7	3	0	14	8	27	9	0
Robnett, Richie	.000	2	2	0	0	0	0	0	0	0	0	0	0
Rodriguez, Alex	.294	5	17	1	5	0	0	0	1	3	2	6	0
Rodriguez, Eddy	.203	151	479	34	90	20	0	11	49	28	228	1	2
Rodriguez, Eladio	.333	1	3	0	1	1	0	0	0	2	1	0	0
Rodriguez, John	.261	93	322	47	84	18	2	14	59	37	85	0	2
Rodriguez, Victor	.298	166	597	73	178	32	5	13	91	20	60	2	4
Rolen, Scott	.274	45	168	23	46	17	0	2	19	28	28	4	5
Roller, Kyle	.256	227	804	106	206	43	6	31	110	109	261	0	0
Rollins, Jimmy	.269	137	483	67	130	29	11	12	69	50	56	25	7
Romero, Deibinson	.132	17	53	3	7	0	1	1	6	8	13	0	0
Romine, Austin	.251	208	741	83	186	38	0	17	96	58	132	1	1
Rortvedt, Ben	.221	42	154	21	34	4	1	3	14	18	57	0	0
Rosado, Ed	.000	4	10	0	0	0	0	0	0	0	1	0	0
Rosario, Jose	.291	30	110	17	32	4	2	2	13	4	23	2	2
Rosario, Victor	.253	199	629	61	159	30	6	5	58	16	120	11	4
Royster, Aaron	.208	22	48	6	10	2	0	0	3	1	19	1	0
Ruiz, Carlos	.303	200	715	106	217	50	9	20	109	72	104	8	8
Ruiz, Randy	.274	71	277	38	76	15	0	17	42	14	75	0	0
Rushford, Jim	.287	327	1,207	162	346	72	5	24	171	104	124	10	3
Russo, Kevin	.285	385	1,537	202	438	74	13	10	137	148	295	49	20
Ryal, Mark	.281	59	210	16	59	14	0	2	21	12	31	1	6
Ryan, Brendan	.200	3	10	0	2	0	0	0	0	1	3	0	0
Ryan, Sean	.221	66	208	14	46	9	0	1	16	26	39	0	0

PLAYER	AVG	G	AB	R	H	2B	3B	HR	RBI	BB	SO	SB	CS
Salazar, Jeremy	.204	160	520	42	106	26	0	4	51	36	120	1	0
Salcedo, Ron	.276	69	170	22	47	8	0	5	18	37	20	2	3
Sanchez, Gary	.282	118	462	64	130	32	1	21	79	33	89	8	3
Sandoval, Danny	.295	195	735	84	217	37	1	9	87	45	99	12	12
Sands, Donny	.272	42	147	20	40	6	0	8	29	16	32	0	1
Santos, Omir	.234	51	167	13	39	8	0	3	19	10	35	1	1
Sardinha, Bronson	.222	109	388	48	86	21	5	11	56	46	77	10	3
Scales, Bobby	.291	105	357	46	104	22	7	7	44	44	100	3	3
Scarson, Steve	.274	200	730	95	200	43	10	17	96	43	155	20	2
Schall, Gene	.283	588	2,075	315	587	133	16	86	381	259	444	17	12
Schu, Rick	.315	217	755	125	238	48	8	24	106	95	100	10	2
Sisco, Steve	.231	3	13	0	3	0	0	0	0	0	4	1	0
Smith, Mark	.281	116	398	54	112	29	1	11	62	42	69	3	1
Snusz, Chris	.111	3	9	0	1	1	0	0	0	0	2	0	0
Sefcik, Kevin	.302	214	821	133	248	56	12	11	98	67	79	26	8
Segedin, Rob	.234	67	239	31	56	10	1	5	26	19	48	2	0
Simmons, Brian	.275	42	178	26	49	9	1	5	13	7	45	2	2
Sizemore, Scott	.266	81	289	31	77	17	5	7	41	26	87	0	0
Solano, Donovan	.319	230	884	108	268	62	3	11	115	49	139	3	1
Solarie, Yangervis	.600	5	20	3	12	3	1	0	5	1	2	0	0
Sosa, Juan	.238	195	583	59	139	24	3	4	46	25	85	12	3
Snyder, Justin	.333	2	6	0	2	0	0	0	1	0	0	0	0
Stanicek, Steve	.284	230	793	95	225	48	3	19	130	87	119	2	4
Stanton, Giancarlo	.091	3	11	1	1	0	0	1	3	0	7	0	0
Stephens, Ray	.205	17	44	4	9	1	0	1	2	3	10	0	0
Stewart, Casey	.280	164	504	55	141	30	0	3	42	53	67	3	2
Stocker, Kevin	.235	99	370	60	87	18	1	5	25	30	60	18	6
Stone, Jeff	.148	14	27	6	4	1	0	0	2	5	7	4	0
Strong, Jamal	.286	40	91	23	26	3	2	0	6	16	16	3	1
Stevenson, Casey	.417	4	12	3	5	1	0	3	6	2	3	1	0
Surum, Ricky	.240	10	25	4	6	1	0	0	3	2	6	1	1
Swann, Pedro	.282	28	117	17	33	8	1	2	14	9	26	6	0
Swisher, Nick	.255	55	220	17	56	6	0	7	25	14	54	0	0

ALL-TIME SWB HITTING STATISTICS

PLAYER	AVG	G	AB	R	H	2B	3B	HR	RBI	BB	SO	SB	CS
Jatum, Craig	.179	8	28	3	5	0	0	1	6	3	6	0	0
Tauchman, Mike	.274	28	95	22	26	10	3	2	16	16	16	4	0
Taylor, Reggie	.269	209	886	116	238	30	17	22	93	45	181	54	28
Taylor, Sam	.241	70	198	27	47	7	1	6	26	21	38	4	2
Teixeira, Mark	.111	3	9	0	1	0	0	0	1	1	1	0	0
Tejada, Ruben	.269	37	130	22	35	7	0	6	21	15	17	0	2
Tejero, Fausto	.115	36	87	3	10	3	1	0	9	5	20	0	0
Thames, Marcus	.200	4	15	0	3	0	0	0	1	0	1	0	0
Thompson, Kevin	.281	77	267	39	75	18	3	5	37	42	56	24	8
Thurston, Joe	.282	127	479	74	135	29	9	9	55	43	65	20	10
Tiffie, Terry	.345	29	110	16	38	12	0	3	13	1	18	0	0
Tokheim, David	.250	219	705	99	176	28	12	12	87	29	92	11	12
Torres, Gleyber	.316	39	136	15	43	7	2	3	27	18	37	3	3
Torreyes, Ronald	.247	26	97	9	24	3	0	0	8	7	11	0	0
Toussen, Jose	.167	2	6	0	1	0	0	0	0	0	1	0	0
Tracy, Chad	.324	18	68	14	22	5	0	6	18	4	6	0	0
Tremblay, Gary	.245	53	147	18	36	7	0	3	16	15	25	1	0
Tugwell, Marc	.000	1	3	0	0	0	0	0	0	0	0	0	0

PLAYER	AVG	G	AB	R	H	2B	3B	HR	RBI	BB	SO	SB	CS
Ursula, Giovanni	.364	29	110	16	40	9	2	2	13	4	15	0	0
Uitley, Chase	.294	271	1008	176	296	73	4	41	172	105	193	22	9

PLAYER	AVG	G	AB	R	H	2B	3B	HR	RBI	BB	SO	SB	CS
Valent, Eric	.247	391	1444	196	357	91	6	42	213	158	301	0	3
Vatcher, Jim	.268	64	205	34	55	13	4	5	24	33	37	2	4
Valdez, Jerry	.308	5	13	1	4	0	0	1	2	0	3	0	0
Valent, Eric	.261	257	994	134	259	64	4	30	162	98	199	0	3
Valera, Breyvic	.315	83	305	44	96	18	2	13	49	34	34	8	6
Vazquez, Jorge	.265	194	748	114	198	41	0	50	155	47	261	0	0
Velaquez, Andrew	.273	77	264	40	72	20	3	7	46	37	87	29	3
Velaquez, Gil	.173	27	75	3	13	0	0	0	2	8	11	0	1
Victorino, Shane	.310	126	494	93	153	25	16	18	70	51	74	17	9
Volpe, Anthony	.236	22	89	15	21	4	1	4	5	8	30	6	1
Voit, Luke	.359	22	78	15	28	7	0	7	16	8	17	0	0

PLAYER	AVG	G	AB	R	H	2B	3B	HR	RBI	BB	SO	SB	CS
Wade, Scott	.247	143	384	54	95	19	7	12	52	39	99	6	5
Wade, Tyler	.278	212	1,146	184	319	65	13	19	112	125	268	65	19
Wagner, Brandon	.165	59	139	19	23	2	0	4	18	27	69	1	1
Walbeck, Matt	.298	40	141	18	42	11	0	2	21	11	20	0	2
Waller, Casey	.200	85	245	31	49	11	1	1	21	16	23	3	1
Ward, Turner	.275	70	222	28	61	22	4	4	27	30	31	9	0
Wathan, Dusty	.239	80	238	25	57	10	0	5	27	21	47	1	0
Weber, Jon	.258	47	163	18	42	7	2	0	11	18	25	0	2
Wedge, Eric	.256	47	129	25	33	8	1	7	36	22	40	0	0
Wheeler, Zelous	.296	82	304	49	90	25	0	9	40	28	61	1	0
Williams, Cary	.223	194	617	66	135	34	5	7	55	38	95	10	8
Williams, Mason	.306	157	605	75	168	37	6	7	65	51	93	22	7
Wilson, Bobby	.208	66	216	28	45	12	0	7	38	32	38	0	0
Winfree, David	.264	52	201	24	53	16	0	5	33	9	32	0	0
Wise, Dewayne	.329	21	76	17	25	7	0	4	10	9	16	2	0
Woods, Kenny	.288	185	677	112	195	33	10	5	56	49	67	25	18
Wooten, Shawn	.293	61	225	28	66	22	0	4	34	24	29	0	1
Wrona, Rick	.229	61	175	10	40	8	0	5	20	7	41	1	1

PLAYER	AVG	G	AB	R	H	2B	3B	HR	RBI	BB	SO	SB	CS
Young, Chris	.200	4	15	1	3	0	0	1	2	1	6	0	0

PLAYER	AVG	G	AB	R	H	2B	3B	HR	RBI	BB	SO	SB	CS
Zehner, Zack	.264	154	529	75	135	32	5	19	84	51	172	6	3
Zuber, Jon	.305	554	1932	316	590	125	18	23	283	317	253	16	9
Zupcic, Bob	.235	44	119	12	28	5	0	2	16	13	20	1	0



ALL-TIME SWB PITCHING STATISTICS

PITCHER	W-L	ERA	G	GS	CG	SHO	SV	IP	H	R	ER	BB	SO
Abbott, Kyle	11-11	3.55	32	32	3	1	0	208.0	183	91	82	78	143
Abbott, Paul	1-2	6.15	5	5	1	0	0	26.1	26	18	18	17	19
Abreu, Albert	1-0	3.60	14	0	0	0	2	20.0	15	8	8	13	36
Acevedo, Andury	1-2	2.31	10	0	0	0	1	11.2	14	3	3	9	11
Acevedo, Domingo	2-1	4.91	10	2	0	0	0	29.1	31	16	16	12	29
Aceves, Alfredo	4-4	4.45	24	19	0	0	1	99.1	94	49	45	32	88
Adams, Chance	19-14	4.04	66	59	3	1	1	310.0	259	148	139	139	296
Adams, Terry	1-2	4.41	14	0	0	0	0	16.1	22	14	8	8	14
Akerfeldt, Darrel	3-3	6.32	11	11	0	0	0	52.2	52	37	37	39	36
Albaladejo, Jonathan	7-2	1.52	88	0	0	0	54	106.1	68	20	18	25	113
Alexander, Evan	0-0	0.00	1	0	0	0	0	1.0	0	0	0	0	0
Allen, Ronnie	0-2	5.18	5	5	0	0	0	24.1	30	15	14	8	12
Alvarez, Daniel	0-0	0.00	1	0	0	0	0	0.2	0	0	0	0	0
Andersen, Larry	0-0	0.00	6	3	0	0	1	8.1	3	1	0	1	9
Arbiso, Cory	0-0	6.00	1	1	0	0	0	6.0	4	4	4	4	1
Arias, Wilkins	0-0	13.50	1	0	0	0	0	0.2	1	1	1	0	0
Ashby, Andy	11-14	3.38	33	33	7	3	0	194.1	167	91	73	74	131
Axford, John	0-0	13.50	1	0	0	0	0	0.2	2	1	1	1	1
Ayala, Luis	0-0	1.80	3	0	0	0	0	5.0	6	1	1	0	7
Ayralut, Bob	13-7	4.66	93	0	0	0	9	131.1	118	75	68	65	142
Bacsik, Mike	7-10	4.55	30	27	0	0	0	160.1	184	90	81	41	112
Bailey, Andrew	0-0	2.19	9	0	0	0	4	12.1	12	3	3	3	13
Bailie, Matt	0-0	0.00	1	0	0	0	0	1.1	0	0	0	0	0
Baker, Ryan J.	1-1	5.87	4	0	0	0	0	7.2	10	5	5	2	1
Bakkum, Scott	1-5	6.06	30	2	0	0	6	49.0	68	44	33	20	25
Baller, Jay	8-9	3.32	105	1	0	0	39	135.2	132	56	50	58	146
Banda, Anthony	0-3	6.14	6	1	0	0	0	7.1	7	6	5	6	8
Bañuelos, Manny	3-6	3.98	24	22	1	1	0	104.0	101	46	42	51	96
Barbato, Johnny	7-3	1.98	46	2	0	0	6	77.1	56	20	17	36	80
Bard, Luke	1-1	3.09	9	0	0	0	2	11.2	12	8	4	5	11
Barker, Kevin	0-0	0.00	1	0	0	0	0	1.0	0	0	0	0	0
Barnes, Jacob	1-1	2.25	10	0	0	0	0	8.0	4	3	2	4	8
Barracough, Kyle	4-0	3.21	11	0	0	0	0	14.0	5	5	5	11	24
Barrett, Jake	0-1	1.17	10	0	0	0	1	15.1	10	2	2	3	3
Barrios, Manny	6-5	4.92	47	0	0	0	4	64.0	71	35	35	31	60
Beam, T.J.	4-3	3.59	29	0	0	0	3	47.2	51	20	19	10	45
Beam, Colter	2-0	5.95	28	5	0	0	0	59.0	66	40	39	31	56
Bearse, Kevin	1-1	5.79	6	5	0	0	0	23.1	30	18	15	12	14
Beech, Matt	5-1	24.60	7	7	1	0	0	45.0	33	26	23	11	52
Bell, Heath	0-1	7.50	5	0	0	0	2	6.0	7	5	5	6	8
Beltran, Rigo	2-5	2.96	37	11	0	0	2	115.2	87	40	38	41	113
Bennett, Joel	11-6	4.79	28	27	1	1	0	174.2	185	100	93	72	160
Bernero, Adam	1-1	1.80	5	5	1	0	0	25.0	11	5	5	4	17
Betances, Dellin	9-12	3.01	58	26	1	0	5	179.2	85	90	60	126	206
Bies, Daniel	0-0	3.00	1	0	0	0	0	3.0	2	2	1	3	3
Billings, Bruce	5-5	5.06	15	15	1	0	0	80.0	89	49	45	27	54
Blazier, Ron	4-3	2.86	44	0	0	0	13	56.2	50	24	18	12	48
Bleich, Jeremy	0-4	6.68	11	5	0	0	0	31.0	37	24	23	22	24
Bleier, Richard	2-3	3.72	12	10	0	0	1	58.0	66	25	24	23	49
Bollinger, Ryan	0-1	3.00	3	3	0	0	0	15.0	12	6	5	5	10
Bolton, Rod	11-10	3.82	24	24	4	2	0	153.0	161	76	65	52	85
Borland, Toby	6-8	3.94	100	1	0	0	12	134.2	111	63	59	76	142
Bottalico, Ricky	3-2	6.75	29	5	0	0	4	34.2	40	31	26	31	26
Booker, Chris	0-0	1.29	6	0	0	0	0	7.0	4	1	1	3	7
Bootheck, Chris	10-7	3.69	24	23	2	0	0	136.2	135	61	56	41	97
Boudreaux, Eric	6-3	5.23	27	2	0	0	0	53.1	40	33	31	22	27
Bowers, Shane	9-10	4.85	51	26	4	1	1	189.1	194	109	102	56	135
Boyd, Jason	3-8	1.93	63	2	0	0	12	75.0	52	20	16	36	76
Boyle, Sean	7-1	2.72	15	12	1	1	0	72.2	62	22	22	18	68
Brackman, Andrew	3-6	6.00	33	13	0	0	1	96.0	82	65	64	75	75
Brannan, Ryan	1-1	7.56	16	0	0	0	2	16.2	21	18	14	13	12
Brantley, Cliff	6-8	3.60	20	18	0	0	0	105.0	94	54	42	67	71
Brantley, Jeff	0-0	3.60	5	1	0	0	0	5.0	3	2	2	1	4
Brewer, Billy	8-2	3.69	44	5	0	0	3	78.0	69	39	32	33	66
Brewer, Colten	0-0	11.70	6	0	0	0	1	10.0	17	16	13	4	11
Brink, Brad	15-10	3.85	38	38	7	4	0	229.0	215	107	98	67	184
Bristo, Braden	8-6	4.86	79	2	0	0	1	103.1	92	62	54	61	125
Brito, Eude	16-10	3.84	54	38	2	1	1	246.0	223	119	104	84	179
Brito, Ihony	6-2	3.31	18	15	0	0	0	70.2	59	26	26	24	53
Britton, Chris	7-3	2.44	58	0	0	0	8	85.0	79	26	23	21	84
Britton, Zack	0-0	7.71	6	1	0	0	0	4.2	5	4	4	4	3
Brock, Chris	6-2	3.55	13	13	2	0	0	75.2	75	31	31	16	56
Brothers, Rex	0-3	4.93	34	0	0	0	0	45.2	37	25	25	36	81
Brower, Jim	4-2	4.27	38	0	0	0	21	47.2	44	12	12	13	45
Brownson, Mark	10-8	4.55	31	20	4	0	0	132.2	134	70	67	36	104
Brumley, Duff	2-1	5.85	20	0	0	0	7	20.0	19	18	13	22	15
Bruneau, Brian	2-0	5.02	12	2	0	0	1	14.1	14	9	8	9	13
Bulger, Jason	2-1	3.41	24	0	0	0	1	34.1	25	13	13	21	28
Bullinger, Kirk	0-1	0.72	26	0	0	0	12	25.0	19	4	2	10	16
Buonantony, Rich	0-0	5.40	8	0	0	0	0	11.2	11	8	7	11	10
Burawa, Danny	4-4	4.14	63	1	0	0	4	91.2	84	45	42	47	94
Burgos, John	1-3	2.95	24	6	1	1	0	64.0	54	25	21	29	32
Burke, Erick	3-0	4.42	35	0	0	0	1	36.2	36	19	18	26	34
Burton, Jared	0-1	6.75	3	0	0	0	0	4.0	4	3	3	2	5
Bush, Paul	2-2	4.86	7	2	0	0	0	16.2	13	10	9	7	20
Byrd, Paul	3-3	2.86	8	8	2	0	0	63.0	54	24	20	13	45

ALL-TIME SWB PITCHING STATISTICS

PITCHER	W-L	ERA	G	GS	CG	SHO	SV	IP	H	R	ER	BB	SO
Cabral, Cesar	0-1	8.10	17	0	0	0	0	16.2	18	15	15	16	23
Cabrera, Jose	3-4	2.76	25	1	0	0	1	45.2	45	16	14	10	33
Camarena, Daniel	10-14	5.31	34	31	0	0	0	179.2	204	116	108	55	156
Cameron, Ryan	6-2	3.19	45	1	0	0	7	59.1	48	21	21	31	45
Campos, Vicente	0-0	1.80	1	1	0	0	0	5.0	8	1	1	1	1
Canzler, Russ	0-0	0.00	1	0	0	0	0	0.2	0	0	0	0	0
Capuano, Chris	2-1	1.27	6	6	0	0	0	28.1	20	4	4	7	25
Carlyle, Buddy	2-2	3.98	27	2	0	0	1	43.0	35	19	19	16	31
Carmen, Don	0-0	8.31	3	0	0	0	0	4.1	6	4	4	2	3
Carreno, Amalio	4-8	5.33	33	8	1	0	0	81.0	88	51	48	26	52
Carroll, Cody	3-0	2.38	32	0	0	1	9	41.2	27	13	11	18	55
Cartier, Andy	9-9	4.15	69	14	0	0	3	160.2	143	79	74	61	13
Cartier, Will	1-1	9.33	10	0	0	0	0	18.1	21	19	19	16	7
Castro, Miguel	0-0	0.00	3	0	0	0	0	3.0	1	0	0	2	5
Cedeno, Blas	3-5	4.79	38	0	0	0	1	62.0	62	33	33	24	53
Cedeno, Juan	4-9	2.49	63	0	0	0	4	76.0	74	25	21	26	66
Cessa, Luis	13-9	3.16	35	32	1	1	0	182.0	160	79	64	53	163
Chamberlain, Joba	1-0	0.00	4	2	0	0	0	9.0	7	0	0	1	18
Chantres, Carlos	1-0	3.00	1	1	0	0	0	6.0	4	4	2	3	3
Chapin, Darrin	5-4	5.11	40	1	0	0	4	61.2	72	39	35	33	67
Chapman, Aroldis	0-0	0.00	1	0	0	0	0	1.0	0	0	0	0	2
Chen, Bruce	1-0	3.86	3	3	0	0	0	18.2	14	8	8	5	14
Claggett, Anthony	7-7	3.21	40	6	0	0	4	87.0	83	35	31	33	44
Claiborne, Preston	4-1	3.80	43	0	0	0	6	64.0	65	32	27	24	59
Clay, Danny	5-6	4.58	33	7	0	0	2	72.2	75	46	37	51	49
Clemens, Roger	1-0	0.00	1	1	0	0	0	6.0	2	0	0	2	6
Clippard, Tyler	4-4	4.15	14	14	0	0	0	69.1	82	40	32	35	55
Cloyd, Tyler	1-1	1.37	4	3	0	0	0	19.2	13	7	3	10	17
Coello, Robert	2-1	1.69	26	0	0	0	4	32.0	21	7	6	21	44
Coggins, David	10-10	3.74	44	35	0	0	0	202.1	182	94	84	83	122
Coke, Phil	7-5	3.31	34	12	0	0	0	87.1	87	40	32	26	83
Cole, A.J.	0-1	27.00	2	1	0	0	0	1.2	6	5	5	3	1
Combs, Pat	20-33	4.88	95	73	7	1	0	453.1	512	289	246	191	277
Condrey, Clay	20-19	4.68	91	51	4	0	2	338.2	406	184	176	78	172
Cook, Dennis	1-0	9.00	1	1	0	0	0	1.0	1	1	1	2	1
Cordero, Jimmy	1-1	2.09	32	0	0	0	6	38.2	25	12	9	13	50
Cortes, Nestor	12-12	2.98	47	32	2	0	1	220.1	172	82	73	63	217
Coshow, Cale	3-6	4.83	56	0	0	0	7	78.1	78	50	42	40	92
Coste, Chris	0-0	0.00	0	0	0	0	0	1.0	0	0	0	1	1
Cotham, Caleb	8-10	4.68	46	22	0	0	1	144.2	165	85	75	46	107
Cotts, Neal	0-0	4.91	7	0	0	0	0	7.1	8	5	4	1	2
Coulombe, Danny	3-2	6.49	17	0	0	0	1	23.1	26	13	13	15	43
Cox, Danny	1-0	3.00	1	1	0	0	0	6.0	5	2	2	2	3
Cox, J.B.	5-5	5.59	40	1	0	0	1	56.1	59	39	35	26	27
Crawford, Carlos	9-10	4.54	28	25	3	1	1	158.2	169	87	80	63	89
Crowell, Jim	11-14	3.28	144	11	0	0	27	217.0	226	91	79	70	129
Cummings, Jeremy	8-6	3.97	25	25	1	1	0	138.6	119	64	61	49	102
D'Amico, Jeff	4-6	4.13	14	14	0	0	0	72.0	77	46	33	25	45
Davies, Kyle	11-8	3.30	27	26	0	0	0	152.2	155	61	56	37	99
Davis, Allen	4-3	6.11	7	3	0	0	0	35.1	43	24	24	8	21
Daley, Matt	3-5	3.51	58	0	0	0	10	74.2	71	30	29	14	101
DeJesus, Jose	1-4	3.38	10	10	1	0	0	56.0	41	30	21	39	45
De La Cruz, Joel	10-5	3.92	32	19	0	0	0	126.2	133	68	55	35	67
Delcarmen, Manny	3-5	4.42	39	2	0	0	3	57.0	62	35	28	36	59
Delgado, Randall	2-5	6.49	10	10	0	0	0	51.1	62	41	37	16	44
Demel, Sam	1-1	1.72	35	0	0	0	3	52.1	38	11	19	23	65
De Paula, Jose	2-3	5.20	6	6	0	0	0	27.2	32	16	16	10	12
DeSalvo, Matt	9-5	2.70	20	20	0	0	0	113.1	92	39	34	56	102
Deshaires, Jim	7-8	3.45	19	19	2	1	0	117.1	105	51	45	26	79
Dillard, Gordon	6-16	5.02	28	26	4	1	0	157.2	174	92	88	64	96
Dodd, Robert	8-3	4.18	70	11	1	0	7	125.0	132	65	58	59	91
Doolan, Blake	1-1	6.50	18	0	0	0	1	18.0	26	15	13	7	8
DuBois, Brian	5-5	3.55	76	0	0	0	3	88.2	86	41	35	36	73
Duckworth, Brandon	15-3	2.72	25	23	2	1	0	165.2	143	57	50	40	164
Duff, Grant	0-0	6.00	4	0	0	0	0	6.0	8	4	4	2	6
Duffey, Tyler	1-1	10.50	7	0	0	0	1	6.0	11	7	7	1	11
Dugas, Taylor	0-2	6.00	3	0	0	0	0	3.0	5	2	2	2	1
Dull, Ryan	1-0	2.70	4	0	0	0	0	6.2	3	3	2	2	4
Dunn, Michael	1-0	2.25	12	0	0	0	0	20.0	17	5	5	14	23
Dunne, Mike	2-2	5.22	6	6	0	0	0	29.1	36	21	17	8	12
Eaton, Adam	1-1	3.00	3	3	0	0	0	21.0	17	10	7	6	10
Edens, Tom	1-1	3.19	7	6	0	0	0	42.1	45	16	15	11	16
Effross, Scott	0-1	18.00	1	0	0	0	0	1.0	3	2	2	0	0
Ellis, Rocky	1-0	4.26	18	0	0	0	0	19.0	22	13	9	20	13
Elliott, Donnie	5-11	4.79	21	19	1	0	0	103.1	105	62	55	59	93
Ellis, Robert	5-8	4.23	16	16	1	1	0	110.2	111	54	52	18	55
Enns, Dietrich	8-3	1.81	21	17	0	0	1	104.1	77	24	21	36	87
Eppley, Cody	2-2	5.77	26	0	0	0	5	28.1	33	18	18	16	32
Escalona, Edgmer	1-2	2.08	19	1	0	0	4	30.1	26	9	7	5	23
Espinal, Carlos	0-2	4.37	13	0	0	0	1	22.2	20	12	11	16	19
Espinal, Raynel	12-9	3.74	59	15	0	0	2	142.0	128	64	59	48	174
Farguhar, Danny	0-0	12.60	3	0	0	0	0	5.0	6	7	7	2	5
Farley, Chris	0-1	12.27	1	1	0	0	0	3.2	9	5	5	2	6
Fernandez, Jared	4-2	2.66	7	7	0	0	0	40.2	40	18	12	14	30
Fesh, Sean	4-6	4.07	117	0	0	0	3	132.2	120	66	60	88	97

General Information

2023 Field Staff

2023 RailRiders

International League

2022 Review

All-Time Roster & Stats

SWB Records

Additional Information

ALL-TIME SWB PITCHING STATISTICS

PITCHER	W-L	ERA	G	GS	CG	SHO	SV	IP	H	R	ER	BB	SO
Feyereisen, J.P.	18-11	3.12	101	0	0	0	9	164.2	128	66	57	76	195
Figueroa, Nelson	15-7	3.30	38	29	5	0	0	210.0	203	96	77	54	145
Fiore, Tony	7-12	4.51	63	16	1	0	1	175.2	180	105	88	93	140
Fleming, Ryan	0-0	0.00	1	0	0	0	0	1.0	1	0	0	0	0
Fletcher, Paul	15-22	4.67	132	36	5	2	5	362.0	352	218	188	144	282
Flores, Randy	1-3	3.07	29	0	0	0	4	34.1	36	17	16	19	31
Floyd, Gavin	14-16	5.25	46	45	2	0	0	283.0	311	179	165	113	200
Foley, Jordan	0-1	4.50	2	1	0	0	0	6.0	5	3	3	5	5
Fortugno, Tim	0-1	6.63	19	0	0	0	3	17.2	21	13	13	8	15
Fossum, Casey	3-3	3.38	10	10	0	0	0	50.2	50	24	19	16	43
Foster, Kevin	1-1	3.93	17	9	1	0	0	71.0	63	32	31	29	59
Franco, Martire	5-6	4.86	44	10	0	0	2	100.0	122	59	54	39	71
Frare, Caleb	0-0	9.00	1	0	0	0	0	1.0	2	1	1	0	1
Freeman, Marvin	3-5	4.93	12	12	0	0	0	49.1	50	31	27	24	51
Frey, Steve	2-2	4.42	14	0	0	0	0	18.1	14	9	9	10	12
Frieri, Ernesto	2-0	3.00	17	0	0	0	7	21.0	13	8	7	9	24
Frohworth, Todd	12-9	2.81	88	0	0	0	28	115.1	106	45	36	43	85
Gaddy, Robert	15-23	4.69	67	45	5	2	0	299.2	315	193	156	159	199
Gadea, Kevin	0-0	0.00	2	0	0	0	0	5.0	1	1	0	1	5
Gallejos, Giovanni	11-4	2.19	72	0	0	0	9	119.0	82	31	29	28	166
Garcia, Delvi	6-14	7.25	49	35	0	0	0	168.0	181	135	126	112	181
Garcia, Freddy	1-0	4.50	1	0	0	0	0	4.0	8	2	2	1	0
Garcia, Luis	1-2	3.63	18	0	0	0	11	17.1	16	8	7	3	19
Garrison, Taylor	0-0	9.00	1	0	0	0	0	1.0	2	1	1	0	0
Geary, Geoff	15-13	3.10	122	14	0	0	17	240.2	255	101	83	66	221
Germán, Domingo	9-2	2.93	20	17	0	0	0	95.1	73	33	31	27	98
Germano, Justin	2-0	2.83	6	6	0	0	0	38.1	40	13	12	2	25
Gerritse, Brett	0-0	0.00	1	0	0	0	0	2.0	0	0	0	0	0
Giese, Dan	23-13	3.13	150	10	1	1	5	264.1	240	104	92	47	215
Gill, Jose	0-0	0.00	0	0	0	0	0	1.0	0	0	0	2	0
Gill, Luis	4-3	5.76	19	16	0	0	1	70.1	56	46	45	47	98
Gomes, Wayne	7-3	2.48	75	0	0	0	21	90.2	65	29	25	49	90
Gomez, Anyelo	0-0	1.93	8	0	0	0	1	9.1	7	3	2	3	8
Gomez, Michael	3-5	4.84	44	0	0	0	0	61.1	65	40	33	33	54
Gonzalez, Chi Chi	0-0	3.63	5	5	0	0	0	22.1	26	9	9	5	18
Gonzalez, Gto	2-1	6.00	3	3	0	0	0	15.0	19	10	10	6	19
Goody, Nick	5-5	2.78	60	0	0	0	10	77.2	50	27	24	22	106
Gordon, Brian	4-6	4.49	15	14	0	0	0	87.2	93	46	41	28	57
Grace, Mike	12-14	4.46	35	33	7	0	0	213.2	245	115	106	64	134
Graham, J.R.	2-1	5.79	20	0	0	0	1	23.1	35	19	15	11	27
Grabe, Joe	3-1	3.46	26	7	0	0	10	52.0	57	23	20	18	30
Green, Chad	9-7	2.24	24	24	0	0	0	128.2	105	38	32	34	196
Green, Tyler	21-41	5.47	88	61	12	0	0	413.1	446	280	251	185	268
Green, Nick	3-2	3.95	25	7	0	0	0	54.2	47	29	24	35	53
Greene, Shane	7-3	4.84	35	13	0	0	3	93.0	105	55	50	41	87
Greene, Tommy	7-1	2.54	16	16	1	1	0	92.0	72	29	26	18	72
Greene, Zach	9-0	3.42	48	4	0	0	0	68.1	51	33	26	32	96
Grimsley, Jason	10-8	4.05	31	31	0	0	0	180.0	159	96	81	115	142
Grott, Matt	1-3	4.88	27	12	0	0	0	86.2	92	48	47	22	63
Gurka, Jason	0-0	5.40	13	0	0	0	0	16.2	25	14	10	2	20
Guzmán, Ronald	0-0	0.00	1	0	0	0	0	0.1	0	0	0	2	1
Hacker, Eric	1-1	7.71	4	3	0	0	0	18.2	24	16	16	5	15
Hale, David	6-4	4.18	18	18	1	0	0	88.1	94	44	41	27	74
Haines, Talley	0-1	2.95	9	0	0	0	0	18.1	15	8	6	4	5
Hall, Bo	1-0	3.00	3	0	0	0	0	6.0	9	2	2	4	2
Hall, Drew	2-2	2.76	61	0	0	0	7	65.1	55	25	20	23	62
Hall, Shaeffer	1-0	2.84	1	1	0	0	0	6.1	5	2	2	0	3
Hamels, Cole	2-0	0.39	3	3	1	1	0	23.0	10	1	1	1	36
Hancock, Josh	18-16	3.92	46	45	3	2	0	273.1	254	130	119	67	187
Happ, JA	1-0	1.50	1	1	0	0	0	6.0	3	1	1	1	4
Hartley, Mike	1-2	4.09	3	3	0	0	0	11.0	9	6	5	7	10
Harvey, Joe	3-3	2.13	60	0	0	0	17	80.1	48	21	19	36	99
Hawblitzel, Ryan	6-9	4.99	34	15	1	1	2	115.1	132	65	64	33	80
Haynes, Kyle	8-7	4.59	25	25	1	0	0	133.1	143	79	68	56	100
Hebert, Chaz	2-0	1.06	3	3	1	1	0	17.0	17	2	2	2	12
Hedlin, Bronson	5-1	2.96	75	0	0	0	25	91.1	66	38	30	35	66
Heller, Ben	5-5	2.44	58	4	0	0	8	73.2	42	23	20	26	102
Henn, Sean	2-3	2.93	21	3	0	0	0	40.0	34	14	13	10	37
Heredia, Jairo	1-0	6.96	6	1	0	0	1	18.1	27	15	14	11	19
Hernandez, David	0-1	7.71	8	0	0	0	0	7.0	5	7	6	8	11
Hernandez, Fernando	0-0	9.00	1	0	0	0	0	2.0	4	2	2	2	5
Hernandez, Ruvellvys	0-1	3.56	6	6	0	0	0	30.1	30	17	12	12	22
Hernandez, Yoel	7-4	4.24	65	2	0	0	6	99.2	107	52	47	35	81
Herridon, David	1-2	6.92	11	1	0	0	0	18.2	28	15	14	6	9
Herrera, Ronald	0-1	5.87	3	3	0	0	0	15.1	13	12	10	6	14
Heyer, Craig	0-0	0.00	1	0	0	0	0	4.1	2	0	0	1	2
Hiles, Cary	4-4	3.78	39	2	0	0	1	78.2	82	35	33	32	38
Hill, Eric	4-3	4.30	21	0	0	0	2	23.0	24	13	11	9	16
Hill, Rich	0-0	0.00	4	0	0	0	0	4.0	2	0	0	1	10
Hirsh, Jason	13-7	3.44	32	25	0	0	0	149.1	126	59	57	45	89
Hodge, Kevin	3-2	5.40	20	0	0	0	3	28.1	27	17	17	8	28
Holder, Jonathan	4-2	2.06	38	12	0	0	9	60.1	44	16	15	15	84
Holman, Craig	7-6	5.12	90	9	0	0	3	168.2	213	105	96	70	131
Holzemer, Mark	3-2	3.63	24	3	0	0	2	44.2	40	19	18	16	35
Horne, Alan	2-3	5.63	8	8	0	0	0	32.0	35	25	20	22	24
Howell, Ken	2-0	5.11	6	6	0	0	0	24.2	30	15	14	16	20

ALL-TIME SWB PITCHING STATISTICS

PITCHER	W-L	ERA	G	GS	CG	SHO	SV	IP	H	R	ER	BB	SO
Huff, David	4-7	3.90	22	14	0	0	1	92.1	97	44	40	22	92
Hughes, Phil	8-1	3.51	14	14	0	0	0	77.0	67	30	30	20	78
Hunter, Rich	2-4	6.69	8	7	1	0	0	40.1	39	31	30	22	22
Hutchison, Drew	5-4	5.14	12	10	0	0	0	63.0	64	44	36	28	61
Hutchison, Ryan	1-0	2.84	4	0	0	0	0	6.1	8	2	2	0	2
Hyde, Lee	0-0	4.76	6	0	0	0	0	5.2	6	3	3	5	3
Igawa, Kei	33-22	3.76	89	75	3	0	0	476.2	473	215	199	136	373
Igarashi, Ryota	4-3	2.45	30	0	0	0	10	36.2	30	11	10	18	55
Ilisley, Blaise	9-12	4.07	34	32	2	1	0	201.1	234	108	91	38	111
Innis, Jeff	0-2	4.30	15	0	0	0	6	14.2	13	8	7	8	14
Jackson, Steven	7-8	4.44	59	13	0	0	5	131.2	153	78	65	51	112
Jaquez, Thomas	10-7	2.74	71	10	1	0	1	167.2	157	59	51	49	124
Jennings, Dan	0-0	33.75	2	0	0	0	0	1.1	5	5	5	0	2
Jimenez, Dan	0-2	5.33	14	0	0	0	0	27.0	32	23	16	14	20
Johnson, Barry	13-14	4.14	87	19	1	1	3	217.1	223	108	100	79	145
Johnson, Jason	2-2	5.50	7	7	0	0	0	37.2	49	27	23	16	14
Jones, Jason	0-1	2.38	2	2	0	0	0	11.1	6	3	3	1	11
Jones, Tyler	6-4	4.38	44	0	0	0	3	63.2	61	32	31	20	76
Jordan, Ricardo	3-3	5.26	32	0	0	0	1	39.1	40	30	23	22	40
Juden, Jeff	8-6	5.14	20	19	0	0	0	108.2	103	71	62	52	93
Juhl, Mike	0-0	0.00	1	0	0	0	0	0.1	0	0	0	0	1
Junge, Eric	16-11	4.22	56	46	1	0	0	283.2	276	146	133	113	204
Junk, Janson	0-0	11.57	1	1	0	0	0	2.1	5	4	3	0	2
Kahnle, Tommy	2-2	4.01	25	0	0	0	1	24.2	23	14	11	11	37
Karp, Ryan	12-5	3.96	52	25	0	0	1	195.1	188	92	86	87	158
Karstens, Jeff	9-4	3.16	18	17	0	0	0	99.2	91	37	35	24	82
Keller, Brian	3-4	4.14	31	16	0	0	0	82.2	79	42	38	55	90
Kelley, Shawn	0-0	0.00	1	1	0	0	0	1.0	1	0	0	0	0
Kendrick, Conner	0-1	15.00	1	1	0	0	0	3.0	5	5	5	3	1
Kennedy, Ian	7-4	2.14	23	22	0	0	0	126.1	95	32	30	35	131
Kensing, Logan	1-1	4.28	21	0	0	0	4	27.1	32	16	13	13	32
Kershner, Jason	1-1	3.60	6	1	0	0	0	15.0	12	8	6	3	7
King, Michael	7-2	2.50	13	10	1	0	1	68.1	45	20	19	12	70
Kluber, Corey	1-0	9.00	1	0	0	0	0	3.0	2	3	3	2	4
Koerner, Brody	8-13	4.87	56	36	0	0	0	225.2	250	134	122	69	173
Kontos, George	8-11	3.03	59	13	1	0	2	151.1	131	57	51	49	136
Kozlowski, Ben	5-7	3.00	42	6	0	0	1	81.0	71	32	27	31	80
Kriske, Brooks	1-1	3.81	24	0	0	0	1	28.1	15	12	12	14	41
Kroenke, Zach	8-1	1.97	40	2	0	0	4	82.1	61	27	18	32	65
Kroenke, Zach	16-12	3.76	46	36	0	0	0	215.1	171	104	90	122	243
Kubes, Greg	11-7	4.08	86	10	0	0	3	170.0	212	93	77	42	108
Laffey, Aaron	0-1	7.36	2	1	0	0	0	3.2	5	5	3	2	1
Lail, Brady	21-20	5.10	88	46	0	0	2	321.0	344	200	186	110	228
Lane, Trevor	4-2	2.20	39	0	0	0	1	49.0	43	20	12	20	58
Lavigne, Tim	0-1	6.14	2	1	0	0	0	7.1	10	5	5	2	2
Layne, Tommy	0-0	2.70	6	0	0	0	1	6.2	4	2	2	2	4
Lee, Seung-Hak	10-15	5.30	69	19	0	0	3	181.2	201	114	107	60	135
Leroux, Chris	6-4	4.94	12	11	1	0	0	58.1	58	35	32	21	49
Lewis, Fred	0-0	7.06	9	0	0	0	0	10.2	18	10	8	4	10
Lindgren, Jacob	1-1	1.23	15	0	0	0	3	22.0	16	7	3	10	29
Lira, Felipe	0-1	5.19	2	2	0	0	0	8.2	17	5	5	0	6
Liriano, Pedro	4-9	3.90	22	17	1	0	0	99.1	90	49	43	48	79
Loewer, Carlton	12-16	4.01	41	41	9	2	0	278.0	287	154	124	72	221
Logan, Boone	0-1	2.11	14	0	0	0	0	21.1	18	5	5	4	23
Loisiga, Jonathan	0-2	6.48	16	4	0	0	0	16.2	17	12	12	5	21
Long, Jason	5-6	4.94	17	16	0	0	0	85.2	115	55	47	23	53
Looney, Brian	1-0	3.94	3	3	0	0	0	16.0	119	9	7	6	12
Lopez, Aquilino	0-0	1.00	4	0	0	0	0	9.0	5	1	1	1	11
Lundberg, Spike	6-3	3.26	44	0	0	0	3	66.1	69	35	24	14	57
Lyons, Tyler	0-0	1.93	3	0	0	0	0	4.2	5	1	1	3	5
Maciejewski, Josh	0-4	6.61	8	7	0	0	0	32.2	39	26	24	21	24
Maddux, Mike	7-7	3.66	19	17	3	1	0	123.0	119	55	50	26	100
Madrid, Alex	6-14	4.72	32	25	1	0	0	160.0	155	89	84	70	107
Madson, Ryan	12-8	3.50	26	26	0	0	0	157.0	157	70	61	42	138
Maduro, Calvin	18-13	5.67	41	40	6	1	0	292.0	282	171	162	125	173
Maine, John	8-5	4.97	16	15	1	0	0	79.2	76	51	44	31	66
Malone, Chuck	4-7	7.99	31	16	0	0	0	89.0	63	84	79	110	88
Manning, Charlie	3-2	4.38	34	1	0	0	2	51.1	41	27	25	24	59
Mantiply, Joe	6-5	3.05	41	6	0	0	1	79.1	83	33	27	19	69
Marinaccio, Ron	2-0	2.48	28	0	0	0	2	36.1	28	11	10	12	62
Marquez, Jeff	6-7	4.69	14	14	1	0	0	80.2	93	51	42	24	33
Marshall, Brett	7-10	5.13	25	25	0	0	0	138.2	144	88	79	68	120
Marte, Damaso	0-1	2.45	11	0	0	0	0	11.0	10	3	3	4	9
Martin, Chris	0-1	3.18	20	0	0	0	2	28.1	26	12	10	10	25
Martin, John	0-3	13.78	7	3	0	0	0	16.1	28	26	25	17	11
Mathews, Greg	3-7	2.96	16	15	1	0	0	85.0	93	40	28	23	63
Mathieson, Scott	3-1	3.93	5	5	0	0	0	34.1	26	16	15	10	36
Mattioni, Nick	0-0	3.60	3	0	0	0	0	5.0	3	4	2	3	2
Mauset, Tim	21-24	3.32	116	39	5	1	15	347.1	281	153	128	139	229
Mazone, Brian	13-3	2.04	20	20	0	0	0	128.2	108	40	29	36	85
McAllister, Zach	8-10	5.09	24	24	1	0	0	132.2	165	82	75	38	88
McCutchen, Dan	4-6	3.58	11	11	2	2	0	70.1	73	32	28	11	58
McConnell, Sam	0-3	3.53	7	7	0	0	0	35.2	41	17	14	16	23

General Information

2023 Field Staff

2023 RailRiders

International League

2022 Review

All-Time Roster & Stats

SWB Records

Additional Information

ALL-TIME SWB PITCHING STATISTICS

PITCHER	W-L	ERA	G	GS	CG	SHO	SV	IP	H	R	ER	BB	SO
McClain, Reggie	5-3	3.13	53	1	0	0	0	72.0	54	27	25	44	73
McElroy, Chuck	7-10	2.76	71	1	0	0	10	91.1	88	30	28	45	90
McKay, David	3-0	2.91	17	0	0	0	1	21.2	15	7	7	11	26
Melancon, Mark	11-2	3.20	84	0	0	0	10	129.1	111	53	46	46	134
Melendez, Jose	0-0	6.00	2	0	0	0	0	3.0	6	4	2	1	1
Meloan, Jon	0-0	0.00	1	0	0	0	0	2.0	0	0	0	0	1
Mercado, Hector	3-4	1.52	40	2	0	0	3	65.1	56	18	11	23	63
Miller, Adam	0-1	4.50	5	0	0	0	0	10.0	13	5	5	4	4
Miller, Andrew	0-0	0.00	1	0	0	0	0	1.0	2	0	0	0	1
Miller, Jim	9-9	3.44	79	1	0	0	8	120.2	111	51	46	45	152
Miller, Shelby	2-2	1.71	16	0	0	0	4	21.0	13	6	4	6	25
Millwood, Kevin	1-1	8.00	2	2	1	0	0	9.0	14	8	8	2	7
Mimms, Michael	6-3	4.58	18	11	1	0	0	72.2	79	41	37	25	61
Minix, Travis	1-0	2.17	54	0	0	0	1	66.1	53	21	16	15	40
Minnick, Matt	0-0	6.75	1	0	0	0	0	1.1	2	1	0	0	1
Mitchell, Bryan	12-10	3.18	40	38	1	0	0	189.1	175	75	67	68	175
Mitchell, D.J.	21-13	3.81	46	41	3	2	0	264.2	259	126	112	99	200
Mitchell, Larry	1-1	2.55	11	0	0	0	1	24.2	19	8	7	10	2
Mitre, Sergio	3-2	3.08	9	9	0	0	0	52.2	49	19	18	7	42
Montgomery, Jordan	5-1	1.08	8	8	0	0	0	41.2	32	6	5	9	43
Montgomery, Mark	5-5	3.00	72	0	0	0	5	102.0	75	38	34	55	123
Montgomery, Mike	1-2	7.56	4	4	0	0	0	16.2	19	15	14	9	16
Montgomery, Steve	0-0	6.23	14	0	0	0	7	13.0	17	9	9	11	13
Moore, Brad	9-17	3.53	96	13	1	0	5	198.2	183	89	78	77	112
Moreno, Diego	11-4	3.99	84	7	0	0	4	149.0	156	71	66	48	136
Moseley, Dustin	4-4	4.21	12	12	0	0	0	72.2	83	40	34	18	55
Mujica, José	3-1	4.39	35	1	0	0	3	53.1	43	28	26	16	47
Mulholland, Terry	0-1	3.00	1	1	0	0	0	6.0	9	4	2	2	2
Mullee, Connor	4-0	0.90	27	0	0	0	6	40.0	23	5	4	11	50
Munoz, Bobby	3-3	1.62	8	7	1	1	0	50.0	35	11	9	17	34
Murray, Matt	1-8	7.67	13	13	0	0	0	56.1	63	52	48	49	34
Myers, Brett	9-6	3.59	19	19	4	1	0	128.0	121	54	51	20	97
Myers, Jimmy	1-0	3.77	11	0	0	0	1	14.1	15	6	6	3	6
Myette, Aaron	5-4	4.27	11	10	0	0	0	59.0	50	28	28	20	54
Nelson, Nick	4-5	4.07	33	9	0	0	1	73.0	70	42	33	36	86
Nickle, Doug	12-8	2.21	81	2	0	0	14	146.1	120	43	36	53	97
Nittoli, Vinny	4-1	3.44	22	4	0	0	0	36.2	26	15	14	13	44
Noesi, Hector	2-2	3.95	9	8	1	0	0	43.1	51	21	19	13	31
Noles, Dickor	3-2	3.35	26	0	0	0	6	37.2	31	15	14	14	18
Norton, Tim	1-0	0.00	2	0	0	0	0	2.0	2	0	0	1	2
Nova, Ivan	17-10	3.51	43	20	1	0	0	256.2	250	107	100	88	200
Nuding, Zach	3-5	5.05	15	14	0	0	0	76.2	95	47	43	25	51
Nuno, Vidal	2-0	1.44	5	5	0	0	0	25.0	14	4	4	2	30
Nye, Ryan	23-22	4.83	68	63	3	2	0	395.1	422	236	212	131	317
O'Connor, Michael	3-6	3.73	31	15	0	0	0	108.2	117	49	45	28	95
O'Day, Darren	0-0	0.00	3	0	0	0	0	3.0	2	0	0	0	6
Ohlendorf, Ross	4-4	4.77	26	14	0	0	0	88.2	114	50	47	29	73
Oliveras, Omar	0-3	4.87	75	7	0	0	0	44.1	49	25	24	20	28
Olson, Tyler	1-2	5.27	11	3	0	0	0	27.1	31	17	16	8	21
O'Neal, Randy	4-4	2.53	18	11	5	2	1	96.0	82	33	27	23	71
Ontiveros, Steve	2-1	2.62	8	8	0	0	0	34.1	32	11	10	13	21
Oropesa, Eddie	1-1	2.35	14	1	0	0	0	15.1	14	5	4	4	11
Ort, Kaleb	4-0	4.05	24	0	0	0	2	33.3	29	17	15	24	51
Ortiz, Ramon	13-6	3.45	27	27	1	0	0	169.1	167	75	65	37	104
Ortiz, Russ	2-1	1.59	3	3	0	0	0	17.0	14	4	3	8	12
Otto Jr., Glenn	1-0	4.35	2	2	0	0	0	10.1	14	5	5	3	12
Park, Chan-Ho	0-0	0.00	1	1	0	0	0	1.0	1	0	0	0	2
Padilla, Vicente	8-0	3.05	19	19	0	0	0	91.1	76	33	31	18	85
Parris, Steve	3-3	4.89	14	6	0	0	1	57.0	66	34	31	20	33
Patterson, Corey	0-1	9.00	1	0	0	0	0	1.0	3	1	1	0	0
Patterson, Jeff	15-10	3.58	125	2	0	0	14	201.1	191	86	80	98	143
Patterson, Scott	2-1	3.58	43	0	0	0	5	50.1	47	22	20	13	55
Pazos, James	5-3	1.79	44	0	0	0	3	60.1	44	14	12	34	78
Pena, Jose	0-1	9.95	3	1	0	0	0	6.1	8	7	7	5	6
Pendleton, Lance	5-4	3.49	24	15	0	0	1	100.2	87	40	39	36	67
Perez, Franklin	1-12	5.35	67	6	0	0	23	104.1	109	72	62	40	65
Perez, Kelvin	1-6	6.73	15	4	0	0	0	32.1	47	24	24	14	34
Perez, Oliver	4-0	2.57	16	0	0	0	0	14.0	17	5	4	3	15
Perez, Yorkis	0-0	0.00	4	1	0	0	0	4.1	2	0	0	1	3
Perry, Pat	2-4	3.98	36	1	0	0	4	54.1	60	26	24	21	3
Persson, Robert	0-1	4.32	2	2	0	0	0	8.1	8	4	4	1	7
Pestano, Vinnie	1-1	3.38	8	0	0	0	0	10.2	8	4	4	1	16
Pettitte, Andy	0-1	5.40	1	1	0	0	0	5.0	8	5	3	2	5
Phelps, David	11-8	3.03	31	30	1	1	0	184.1	195	73	62	42	154
Phillips, Heath	3-4	5.50	35	4	0	0	0	55.2	67	39	34	22	43
Pinder, Brandon	2-3	2.86	38	0	0	0	3	56.2	50	22	18	15	56
Pineda, Michael	1-2	3.07	9	9	0	0	0	35.2	30	12	12	8	40
Pita, Matt	0-0	0.00	1	0	0	0	0	0.1	0	0	0	0	0
Politte, Cliff	8-4	3.12	21	20	1	0	0	112.2	94	45	39	41	106
Ponson, Sidney	0-0	2.25	1	1	0	0	0	4.0	3	2	1	3	2
Pope, Justin	2-1	6.00	13	2	0	0	0	24.0	27	17	16	5	10
Pope, Ryan	3-1	6.25	19	1	0	0	0	33.1	43	23	23	8	27
Powell, Brian	5-5	3.25	16	15	4	2	0	97.0	84	44	35	18	65
Prihoda, Luke	1-0	1.69	2	0	0	0	0	5.1	5	1	1	1	4
Prior, Mark	0-0	0.00	1	0	0	0	0	1.0	1	0	0	0	2

ALL-TIME SWB PITCHING STATISTICS

PITCHER	W-L	ERA	G	GS	CG	SHO	SV	IP	H	R	ER	BB	SO
Proctor, Scott	0-0	2.57	6	0	0	0	0	7.0	8	2	2	2	8
Pumphrey, Ken	9-9	6.09	25	25	2	0	0	133.0	162	100	90	44	80
Quattrill, Paul	3-3	3.47	8	8	1	1	0	57.0	55	25	22	6	36
Quirico, Rafael	4-4	3.32	13	13	1	0	0	65.0	48	29	24	26	51
Ramirez, Edwar	3-5	1.98	62	0	0	0	10	100.0	61	23	22	31	144
Ramirez, Emmanuel	1-0	11.05	8	0	0	0	0	7.1	12	9	9	5	10
Ramirez, Jose	7-3	3.38	49	8	0	0	11	93.1	82	42	35	54	100
Rapada, Clay	1-0	4.66	10	0	0	0	1	9.2	13	5	5	4	4
Rasner, Darrell	5-0	0.69	7	6	0	0	0	39.0	23	4	3	8	30
Redding, Tim	7-4	2.46	13	12	1	0	0	84.0	68	24	23	17	62
Reeves, James	0-0	5.40	1	0	0	0	0	1.2	1	1	1	3	1
Reith, Brian	0-4	7.00	4	4	0	0	0	18.0	26	18	14	11	13
Ricci, Chuck	8-6	3.26	112	1	0	0	31	129.2	108	52	47	46	138
Richardson, Antoon	0-0	0.00	1	0	0	10	0	1.0	0	0	0	2	0
Riddings, Stephen	1-0	2.45	9	0	0	0	1	11.0	9	6	3	2	14
Ring, Royce	2-1	1.93	52	0	0	0	2	42.0	35	12	9	11	39
Ritchie, Wally	13-7	3.90	76	35	5	2	7	260.2	246	129	113	76	157
Rivera, Ben	3-1	2.33	5	4	1	0	0	27.0	19	7	7	7	23
Roa, Joe	14-0	1.86	17	17	1	0	0	111.0	83	24	23	16	74
Roberge, J.P.	0-0	0.00	1	0	0	0	0	0.1	0	0	0	0	0
Robertson, David	4-3	1.92	31	1	0	0	3	51.2	30	18	11	23	78
Rodriguez, Wilking	2-0	1.69	7	0	0	0	0	10.2	7	2	2	3	13
Rodriguez, Richard	3-1	3.86	17	0	0	0	0	23.1	15	10	10	7	24
Rogers, Esnil	1-1	3.38	7	7	0	0	0	34.2	37	16	13	12	28
Rogers, Josh	6-8	3.95	19	19	1	1	0	109.1	118	53	48	29	83
Rojas, Chris	0-1	3.86	1	1	0	0	0	7.0	6	4	3	2	4
Romano, Sal	1-1	3.56	25	0	0	0	2	30.1	26	18	12	5	25
Romanski, Josh	0-1	45.00	1	0	0	0	0	1.0	4	5	5	2	2
Romero, J.C.	1-0	2.92	11	0	0	0	0	12.1	11	5	4	5	10
Rondon, Francisco	3-1	3.90	16	1	0	0	0	30.0	28	15	13	18	28
Rosa, Adonis	9-1	3.58	19	14	0	0	0	93.0	97	48	37	22	72
Rosenthal, Trevor	0-0	108.00	1	1	0	0	0	0.1	0	4	4	3	0
Ruffcorn, Scott	2-0	1.16	5	5	2	2	0	31.0	22	6	4	10	20
Ruffin, Bruce	9-6	4.67	22	22	1	0	0	125.1	126	71	65	80	94
Rumbelow, Nick	7-5	3.12	65	0	0	0	14	98.0	82	39	34	26	106
Russ, Addison	0-0	8.74	8	0	0	0	0	11.1	12	11	11	14	13
Ruth, Eric	2-1	4.01	6	6	0	0	0	32.2	33	16	15	7	19
Rutherford, Mark	1-1	3.60	2	2	0	0	0	10.0	11	5	4	2	5
Ryan, Ken	4-2	4.73	40	0	0	0	8	53.1	66	32	28	25	45
Salazar, Danny	0-0	3.86	2	1	0	0	0	2.1	2	1	1	2	4
Sanches, Brian	8-5	3.26	91	2	0	0	20	132.2	114	50	48	43	131
Sanchez, Humberto	2-0	0.00	3	0	0	0	0	5.0	2	0	0	4	6
Sanchez, Romulo	15-13	4.04	50	27	0	0	0	169.0	154	81	75	93	160
Saniz, Amauri	5-6	5.99	50	3	0	0	0	76.2	98	52	51	29	57
Sanitana, Julio	1-1	3.64	19	0	0	0	3	29.2	29	12	12	12	26
Santiago, Jose	3-2	1.29	22	0	0	0	7	28.0	28	6	4	7	21
Scanlan, Bob	8-11	4.85	23	23	1	0	0	130.0	128	79	70	59	74
Schilling, Curt	1-0	1.57	4	4	0	0	0	23.0	15	4	4	10	16
Schmidt, Clarke	2-2	2.76	14	13	0	0	0	58.2	51	27	18	17	78
Schmidt, Josh	6-2	3.41	21	0	0	0	1	37.0	34	15	14	14	32
Schrenk, Steve	5-2	2.21	58	0	0	0	5	77.1	56	22	19	26	61
Schwinden, Chris	0-1	6.75	1	1	0	0	0	4.0	8	4	3	1	2
Scott, Darryl	11-11	4.34	90	4	0	0	20	145.0	137	77	70	62	128
Seagrave, Ray	1-0	5.79	3	0	0	0	0	4.2	5	4	3	2	3
Seavage, Steve	0-2	3.46	8	3	0	0	1	26.0	19	10	10	12	22
Sears, J.P.	8-1	2.34	21	19	0	0	0	96.1	65	31	25	18	120
Sebra, Bob	3-4	4.73	11	11	1	0	0	64.2	61	36	34	21	56
Segovia, Zack	3-2	4.19	44	0	0	0	4	62.1	68	32	29	14	51
Semple, Shawn	1-2	14.43	8	4	0	0	0	19.1	38	32	31	16	9
Serrano, Elito	1-3	2.92	43	0	0	0	5	71.0	64	28	23	17	45
Service, Scott	8-5	4.10	68	9	0	0	8	129.2	122	64	59	67	117
Severino, Luis	15-1	2.94	26	25	0	0	0	144.0	122	53	47	36	136
Shaffar, Ben	0-0	10.13	3	0	0	0	0	5.1	6	6	6	4	2
Sharts, Steve	7-4	3.11	113	4	0	0	9	150.1	127	55	52	42	76
Sheffield, Justus	6-4	2.56	20	15	0	0	0	88.0	66	28	25	36	84
Shelton, Mike	0-3	6.35	10	3	0	0	1	28.1	35	20	20	13	21
Shreve, Chasen	2-0	1.54	28	1	0	0	2	35.0	16	6	6	12	44
Shumaker, Anthony	3-6	5.86	15	15	1	0	0	93.2	125	64	61	35	50
Silva, Carlos	2-1	3.52	4	4	0	0	0	23.0	21	9	9	4	13
Sims, Mark	9-6	3.04	89	2	0	0	2	118.1	114	55	40	47	67
Sisco, Andrew	2-0	1.88	16	0	0	0	0	14.1	8	3	3	12	15
Slusarski, Joe	2-3	7.82	10	4	0	0	0	38.0	50	36	33	10	29
Smith, Bud	0-2	4.43	4	4	0	0	0	20.1	24	12	10	8	11
Smith, Caleb	9-1	2.55	19	18	0	0	0	102.1	80	34	29	33	101
Smith, Greg	3-3	4.84	13	10	0	0	0	57.2	68	34	31	27	36
Smith, Matt	0-0	2.00	9	0	0	0	4	9.0	5	2	2	6	6
Smith, Mike	0-0	9.82	1	1	0	0	0	3.2	5	4	4	3	2
Sodowsky, Clint	0-0	3.86	7	0	0	0	3	7.0	8	4	3	3	8
Somsen, Layne	1-0	0.00	4	0	0	0	0	6.0	3	0	0	5	10
Soriano, Rafael	1-0	4.50	2	0	0	0	0	2.0	1	1	1	0	2
Spence, David	4-1	3.33	35	0	0	0	6	54.0	51	25	20	22	65
Spence, Josh	1-1	3.98	33	9	9	9	1	43.0	50	19	19	17	41
Spence, Mitch	3-2	3.86	10	10	0	0	0	51.1	52	24	22	16	48
Springer, Dennis	10-11	4.68	30	23	4	0	0	171.0	163	101	89	47	115
Stephens, Jason	1-1	5.40	3	1	0	0	0	6.2	7	9	4	5	8

ALL-TIME SWB PITCHING STATISTICS

PITCHER	W-L	ERA	G	GS	CG	SHO	SV	IP	H	R	ER	BB	SO
Stephenson, Garrett	4-9	5.44	20	14	2	0	0	102.2	108	68	62	28	75
Stevens, Matt	1-0	6.23	9	0	0	0	0	13.0	19	11	9	4	11
Strickland, Scott	4-0	3.53	52	0	0	0	12	66.1	50	28	26	27	72
Stoneburner, Graham	4-6	4.26	19	15	0	0	0	76.0	78	41	36	23	39
Sulbaran, Miguel	1-0	0.00	1	1	0	0	0	5.0	5	0	0	2	3
Swanson, Erik	3-2	3.86	14	13	1	0	0	72.1	63	32	31	14	78
Swarzak, Anthony	1-4	3.86	15	6	1	0	7	46.2	47	20	20	8	43
Tabaka, Jeff	0-4	6.32	6	6	0	0	0	31.1	32	26	22	23	15
Tallion, Jameson	0-0	6.00	1	1	0	0	0	3.0	4	2	2	0	2
Tanaka, Masahiro	0-0	4.09	3	3	0	0	0	11.0	9	5	5	2	10
Tarpley, Stephen	7-3	2.88	35	2	0	0	3	65.2	48	25	21	24	72
Tejeda, Robinson	2-0	2.22	5	5	0	0	0	28.1	21	8	7	13	28
Tateyama, Yoshinori	2-3	2.77	30	1	0	0	1	55.2	53	18	17	7	59
Telemaco, Amaury	20-15	3.56	61	54	3	2	0	331.1	300	144	131	78	248
Texeira, Kanekoa	0-1	22.85	5	0	0	0	0	4.1	16	13	11	3	4
Thomas, Evan	26-25	4.19	72	67	3	2	0	397.0	401	199	185	129	281
Thomas, Justin	2-1	3.45	30	6	0	0	1	57.1	49	23	22	20	49
Todd, Jess	0-1	10.80	2	0	0	0	0	1.2	1	2	2	2	1
Tomko, Brett	1-0	0.64	10	0	0	0	4	14.0	8	1	1	4	17
Towers, Josh	7-6	2.74	19	18	0	0	0	101.2	89	32	31	24	55
Traber, Billy	2-1	3.40	40	2	0	0	4	47.2	46	19	18	13	41
Tracy, Matt	2-9	4.79	26	18	0	0	1	107.0	122	67	57	43	69
Tranberg, Mark	1-4	7.23	11	2	0	0	0	23.2	32	19	19	6	15
Troutman, Keith	7-4	4.39	51	0	0	0	0	94.2	99	53	46	36	87
Turley, Nik	5-3	4.34	14	13	0	0	0	66.1	57	37	32	46	48
Valdes, Raul	1-0	0.00	3	0	0	0	0	3.0	5	0	0	0	2
Valdez, Jose	2-1	4.19	9	0	0	0	0	19.1	23	9	9	10	18
Van Benschoten, John	2-0	2.31	6	1	0	0	1	11.2	13	3	3	6	8
Vargas, Cesar	0-0	6.75	3	0	0	0	1	5.1	6	4	4	0	11
Venditte, Pat	3-6	3.25	33	2	0	0	0	69.1	65	25	25	23	65
Veras, Jose	2-0	3.10	25	0	0	0	13	29.0	25	11	10	11	38
Villone, Ron	0-1	1.90	17	0	0	0	1	23.2	21	6	5	10	27
Vosberg, Ed	1-0	2.79	28	0	0	0	5	29.0	24	9	9	13	24
Wade, Cory	3-0	2.16	18	0	0	0	5	33.1	22	12	8	9	20
Wagner, Brandon	0-1	0.00	2	0	0	0	0	2.1	2	1	0	0	0
Waldichuk, Ken	2-3	3.59	11	11	0	0	0	47.2	38	20	19	23	70
Wang, Chien-Ming	1-0	0.00	2	2	1	1	0	13.0	7	0	0	3	7
Ward, Bryan	3-2	2.30	22	0	0	0	6	27.1	23	11	7	8	17
Warren, Adam	17-21	3.74	92	55	3	1	2	363.1	368	162	151	130	279
Weber, Ryan	3-4	3.86	15	8	0	0	0	39.2	43	23	17	5	27
Webb, Tyler	11-7	3.40	99	5	0	0	5	164.0	157	71	62	44	196
Wedel, Jeremy	8-1	3.00	60	1	0	0	1	87.0	88	36	29	29	52
Weissert, Greg	5-2	1.81	70	0	0	0	20	84.2	44	20	17	41	110
Welch, Mike	4-6	6.59	44	11	0	0	2	109.1	143	86	80	30	43
Wells, Bob	1-3	2.65	22	0	0	0	0	34.0	37	13	10	11	21
Wesneski, Hayden	8-8	3.49	22	21	0	0	0	100.2	85	42	39	33	95
West, David	1-0	0.00	1	1	1	1	0	7.0	2	0	0	0	6
Weston, Mickey	10-6	3.16	26	24	2	1	1	170.2	166	65	60	29	79
Whelan, Kevin	7-4	3.59	100	0	0	0	37	110.1	87	45	44	53	134
White, Matt	7-9	3.58	38	13	0	0	1	110.2	111	46	44	36	69
White, Steven	10-8	4.73	41	25	1	0	1	173.1	179	103	91	75	108
Whiteside, Matt	1-4	6.48	30	1	0	0	5	33.1	47	24	24	7	21
Whitley, Chase	17-9	2.89	83	16	0	0	4	196.1	157	65	63	60	178
Wiegandt, Scott	1-3	3.75	54	0	0	0	2	60.0	66	28	25	36	46
Williams, Jeff	0-0	0.00	1	0	0	0	0	2.0	0	0	0	0	0
Williams, Mike	20-11	3.61	47	46	6	2	0	283.2	276	120	115	84	173
Williams, Mitch	2-2	10.20	9	0	0	0	0	15.0	25	20	17	11	15
Williams, Shad	0-2	19.80	2	2	0	0	0	5.0	17	11	11	3	2
Williamson, Scott	0-1	9.82	4	0	0	0	0	3.2	5	4	4	3	7
Wilson, Gary	3-7	4.92	40	10	0	0	0	104.1	121	65	57	45	46
Wilson, Justin	0-0	0.00	3	0	0	0	0	3.0	0	0	0	2	2
Winston, Darrin	7-6	4.70	55	11	1	0	0	113.0	114	65	59	46	84
Woiciechowski, Asher	0-1	5.68	4	3	0	0	1	12.2	14	8	8	11	44
Wolf, Randy	13-13	4.30	38	37	1	0	0	234.1	250	130	112	82	197
Woodard, Steve	3-1	2.16	15	1	0	0	5	25.0	17	6	6	6	13
Wooten, Eric	2-5	4.66	12	8	0	0	0	56.0	67	30	29	16	44
Wordekemper, Eric	7-3	3.57	76	0	0	0	4	98.1	102	39	39	33	74
Wotherspoon, Matt	3-0	2.10	16	2	0	0	4	34.1	30	8	8	10	26
Wright, Chase	2-1	2.41	6	6	0	0	0	37.1	27	12	10	9	19
Yarnall, Ed	5-5	3.97	24	23	0	0	0	118.0	103	54	52	56	93
Yates, Kirby	0-1	1.62	14	0	0	0	4	16.2	12	3	3	6	19
Zagurski, Mike	6-3	2.66	39	0	0	0	2	47.1	37	16	14	21	75
Zambrano, Victor	0-1	18.00	1	1	0	0	0	4.0	11	8	8	3	2
Zamora, Peter	13-6	3.38	100	6	0	0	18	141.0	127	54	53	70	111

INDIVIDUAL, TEAM & POSTSEASON RECORDS



HEAD-TO-HEAD RECORDS

REGULAR SEASON HOME RECORD

	'89	'90	'91	'92	'93	'94	'95	'96	'97	'98	'99	'00	'01	'02	'03	'04	'05	'06
Buffalo	---	2-0	1-1	---	---	---	---	---	---	---	---	---	---	---	---	---	---	6-1
Charlotte	---	---	---	---	3-4	3-4	3-4	3-4	3-4	2-1	0-3	2-2	2-2	4-0	4-0	2-2	5-1	2-2
Columbus	3-3	1-5	2-5	2-8	4-3	1-6	2-5	4-3	2-5	2-1	3-1	1-3	0-4	2-2	2-2	2-2	3-1	4-0
Denver	2-0	2-1	---	---	---	---	---	---	---	---	---	---	---	---	---	---	---	---
Durham	---	---	---	---	---	---	---	---	---	4-0	2-2	2-2	1-3	1-3	1-2	3-1	2-2	2-2
Gwinnett	---	---	---	---	---	---	---	---	---	---	---	---	---	---	---	---	---	---
Indianapolis	3-0	1-2	1-2	---	---	---	---	---	---	1-3	0-4	3-1	3-1	1-3	2-2	3-1	2-2	2-2
Iowa	0-3	2-0	---	---	---	---	---	---	---	---	---	---	---	---	---	---	---	---
Jacksonville	---	---	---	---	---	---	---	---	---	---	---	---	---	---	---	---	---	---
Lehigh Valley	---	---	---	---	---	---	---	---	---	---	---	---	---	---	---	---	---	---
Louisville	2-0	2-1	2-1	---	---	---	---	---	---	1-3	4-0	4-0	3-1	3-1	3-1	3-1	2-2	1-3
Nashville	1-1	2-1	1-1	---	---	---	---	---	---	---	---	---	---	---	---	---	---	---
Norfolk	2-4	4-2	5-2	12-0	4-3	5-2	6-1	3-4	3-4	1-2	2-3	4-0	2-2	3-1	2-2	0-4	3-1	3-1
Oklahoma City	1-2	1-2	---	---	---	---	---	---	---	---	---	---	---	---	---	---	---	---
Omaha	1-2	1-1	---	---	---	---	---	---	---	---	---	---	---	---	---	---	---	---
Ottawa	---	---	---	---	4-5	3-6	5-4	5-4	7-2	7-1	7-1	7-1	5-4	4-4	2-6	4-4	2-6	6-2
Pawtucket	6-3	6-3	6-5	9-4	5-4	3-6	6-3	3-6	4-5	5-3	5-3	6-2	4-4	3-3	2-6	4-4	2-6	5-3
Richmond	4-2	3-3	4-3	11-2	2-5	3-4	2-5	4-3	5-2	2-2	2-2	4-0	1-3	1-3	2-2	1-3	3-1	4-0
Rochester	5-2	4-5	5-6	7-3	3-6	3-6	5-3	7-2	6-3	5-3	6-2	4-4	7-1	8-0	5-3	6-2	2-6	4-4
St. Paul	---	---	---	---	---	---	---	---	---	---	---	---	---	---	---	---	---	---
Syracuse	4-2	4-5	4-7	8-2	6-3	6-3	5-4	4-5	5-4	2-6	5-3	5-3	3-5	5-3	7-1	4-3	7-1	5-3
Toledo	5-1	4-2	2-5	7-3	6-1	4-3	2-5	5-2	4-3	3-1	3-1	2-2	2-2	3-1	2-2	1-3	2-2	3-1
Worcester	---	---	---	---	---	---	---	---	---	---	---	---	---	---	---	---	---	---
TOTALS	39-25	39-33	33-38	56-22	37-34	31-40	36-34	38-33	39-32	37-32	41-32	49-24	39-33	46-26	41-30	35-36	40-34	47-24
Buffalo	5-3	7-1	4-4	3-5	5-3	4-4	4-4	3-5	7-4	8-3	5-3	8-2	3-8	11-4	---	---	---	TOTAL
Charlotte	2-1	3-1	2-2	4-0	2-2	2-2	3-1	1-3	1-2	2-2	2-2	3-1	0-3	---	---	---	---	117-95
Columbus	2-2	2-2	1-3	2-2	1-3	3-1	1-3	1-3	2-1	1-3	1-2	2-1	3-1	---	---	---	---	63-55
Denver	---	---	---	---	---	---	---	---	---	---	---	---	---	---	---	---	---	4-1
Durham	3-1	4-0	1-3	1-3	0-4	1-3	1-3	2-2	1-3	3-1	1-2	1-2	2-1	---	---	---	---	39-45
Gwinnett	---	---	---	---	---	---	---	---	---	---	---	---	---	---	---	---	---	19-20
Indianapolis	2-2	2-2	1-2	4-0	2-2	1-3	1-3	4-0	2-1	3-0	2-1	2-3	2-1	---	---	---	---	50-41
Iowa	---	---	---	---	---	---	---	---	---	---	---	---	---	---	---	---	---	2-3
Jacksonville	---	---	---	---	---	---	---	---	---	---	---	---	---	---	---	---	---	3-3
Lehigh Valley	---	7-1	5-3	5-3	3-5	5-3	5-3	3-5	6-4	6-4	4-3	7-2	5-4	9-9	3-9	---	---	73-58
Louisville	2-2	1-3	2-2	4-0	2-2	2-2	1-3	1-3	2-2	1-2	2-1	1-1	1-2	---	4-2	---	---	56-41
Nashville	---	---	---	---	---	---	---	---	---	---	---	---	---	---	---	---	---	4-3
Norfolk	3-1	1-3	3-1	3-1	2-2	2-2	2-2	1-3	1-2	2-1	2-1	2-2	3-0	---	1-5	---	---	92-64
Oklahoma City	---	---	---	---	---	---	---	---	---	---	---	---	---	---	---	---	---	2-4
Omaha	---	---	---	---	---	---	---	---	---	---	---	---	---	---	---	---	---	2-3
Ottawa	6-2	---	---	---	---	---	---	---	---	---	---	---	---	---	---	---	---	77-66
Pawtucket	7-1	4-4	7-1	5-3	2-6	4-4	1-7	4-4	8-3	4-3	10-1	4-3	5-2	---	---	---	---	151-115
Richmond	1-3	3-1	---	---	---	---	---	---	---	---	---	---	---	---	---	---	---	62-49
Rochester	4-4	5-3	7-1	8-0	6-2	4-4	4-4	4-4	6-4	3-4	7-3	6-5	7-4	9-3	4-2	---	---	176-108
St. Paul	---	---	---	---	---	---	---	---	---	---	---	---	---	---	---	---	---	---
Syracuse	7-1	5-3	2-6	5-3	6-2	6-2	6-2	6-2	3-4	8-1	6-3	5-5	7-2	10-7	8-4	---	---	179-110
Toledo	1-3	2-2	3-1	3-1	2-2	3-1	2-2	2-2	3-0	2-1	1-1	1-2	1-2	---	---	---	---	86-60
Worcester	---	---	---	---	---	---	---	---	---	---	---	---	---	---	2-4	8-4	---	10-8
TOTALS	45-27	46-26	40-31	48-24	34-38	41-31	33-39	35-37	39-33	44-27	44-26	39-29	45-26	33-31	42-33	---	---	1,331-1,019

REGULAR SEASON ROAD RECORD

	'89	'90	'91	'92	'93	'94	'95	'96	'97	'98	'99	'00	'01	'02	'03	'04	'05	'06
Buffalo	0-3	1-2	1-2	---	---	---	---	---	---	1-7	6-1	3-5	4-4	3-5	3-5	2-6	5-3	5-3
Charlotte	---	---	---	---	3-4	3-4	6-1	5-2	2-5	2-2	1-4	2-2	1-3	3-1	2-2	3-1	1-1	2-2
Columbus	3-3	3-3	3-4	4-6	0-7	4-3	6-1	2-5	3-4	2-2	0-4	2-2	3-1	3-1	1-3	3-1	3-1	1-3
Denver	0-3	2-1	---	---	---	---	---	---	---	---	---	---	---	---	---	---	---	---
Durham	---	---	---	---	---	---	---	---	---	---	---	---	---	---	---	---	---	---
Gwinnett	---	---	---	---	---	---	---	---	---	0-4	1-3	2-2	1-3	3-1	1-3	0-4	1-3	3-1
Indianapolis	0-3	2-1	0-2	---	---	---	---	---	---	2-2	2-2	1-3	2-2	2-2	3-1	4-0	1-3	2-2
Iowa	1-1	0-3	---	---	---	---	---	---	---	---	---	---	---	---	---	---	---	---
Jacksonville	---	---	---	---	---	---	---	---	---	---	---	---	---	---	---	---	---	---
Lehigh Valley	---	---	---	---	---	---	---	---	---	---	---	---	---	---	---	---	---	---
Louisville	1-2	1-2	1-1	---	---	---	---	---	---	4-0	2-2	1-3	1-3	4-0	3-1	3-1	3-1	2-2
Nashville	0-3	0-2	3-0	---	---	---	---	---	---	---	---	---	---	---	---	---	---	---
Norfolk	3-3	1-5	2-5	3-3	2-5	1-6	2-5	2-5	3-4	3-2	2-1	1-3	2-2	2-2	4-0	4-0	2-2	3-1
Oklahoma City	3-0	2-0	---	---	---	---	---	---	---	---	---	---	---	---	---	---	---	---
Omaha	1-2	2-2	---	---	---	---	---	---	---	---	---	---	---	---	---	---	---	---
Ottawa	---	---	---	---	3-6	5-4	3-6	3-6	1-8	3-5	6-2	5-3	3-5	2-6	4-4	2-6	3-5	2-6
Pawtucket	3-6	3-6	4-8	5-6	5-4	4-5	2-7	3-6	4-5	4-4	2-6	4-4	6-1	6-2	2-6	0-8	3-5	1-7
Richmond	0-6	3-3	4-3	3-4	3-4	2-5	2-5	4-3	2-5	2-2	1-3	3-1	3-1	3-1	1-3	2-0	2-2	2-2
Rochester	4-7	3-6	7-4	3-7	4-5	3-6	4-6	4-5	3-6	3-5	7-1	5-3	4-4	6-2	3-5	3-5	4-4	6-2
St. Paul	---	---	---	---	---	---	---	---	---	---	---	---	---	---	---	---	---	---
Syracuse	4-8	3-6	5-6	7-3	4-5	5-4	6-3	6-3	7-2	1-7	4-4	5-3	6-2	5-3	3-5	5-4	3-5	6-1
Toledo	2-4	3-3	2-5	3-7	1-6	4-3	3-4	3-4	2-5	3-1	3-1	2-2	3-1	3-1	2-2	2-2	1-3	2-2
Worcester	---	---	---	---	---	---	---	---	---	---	---	---	---	---	---	---	---	---
TOTALS	25-54	29-45	32-40	28-36	25-46	31-40	34-38	32-39	27-44	30-43	37-34	36-36	39-32	45-27	32-40	34-37	29-41	37-34
Buffalo	'07	'08	'09	'10	'11	'12	'13	'14	'15	'16	'17	'18	'19	'21	'22	---	---	TOTAL
Charlotte	3-5	3-5	6-2	5-3	5-3	7-1	4-4	3-5	6-3	9-1	5-4	3-5	5-6	4-2	2-4	---	---	105-100
Columbus	2-2	3-1	2-2	1-3	2-2	3-1	4-0	1-3	2-2	1-2	3-0	1-1	0-3	---	---	---	---	63-56
Denver	2-2	4-0	1-2	3-1	2-2	3-1	0-4	1-0	1-2	3-0	1-1	2-2	3-0	---	---	---	---	72-75
Durham	---	---	---	---	---	---	---	---	---	---	---	---	---	---	---	---	---	2-4
Gwinnett	2-2	3-1	2-2	2-2	3-1	4-0	1-3	1-3	4-0	1-2	2-2	1-2	1-2	---	4-2	---	---	43-48
Indianapolis	---	---	---	---	---	---	---	---	---	---	---	---	---	---	---	---	---	27-13
Iowa	4-0	3-1	3-1	3-1	2-2	1-3	1-3	2-2	2-2	2-1	2-1	1-2	1-2	---	---	---	---	48-44
Jacksonville	---	---	---	---	---	---	---	---	---	---	---	---	---	---	---	---	---	1-4
Lehigh Valley	---	7-1	5-3	2-6	6-2	3-5	3-5	3-5	4-4	4-4	3-8	4-7	2-7	12-6	5-4	---	---	63-67
Louisville	3-1	1-3	1-3	1-3	3-1	0-4	3-1	3-1	3-1	3-1	2-1	2-1	0-3	---	---	---	---	51-42
Nashville	---	---	---	---	---	---	---	---	---	---	---	---	---	---	---	---	---	3-5
Norfolk	1-3	2-2	2-1	2-2	1-3	2-2	2-2	2-2	1-2	2-1	2-2	2-1	2-1	---	---	---	---	65-78
Oklahoma City	---	---	---	---	---	---	---	---	---	---	---	---	---	---	---	---	---	5-0
Omaha	---	---	---	---	---	---	---	---	---	---	---	---	---	---	3-3	---	---	6-7
Ottawa	4-4	---	---	---	---	---	---	---	---	---	---	---	---	---	---	---	---	49-76
Pawtucket	7-1	4-4	5-3	4-4	4-4	3-5	4-4	7-1	5-3	5-4	3-4	6-5	6-1	---	---	---	---	124-139
Richmond	4-0	2-2	---	---	---	---	---	---	---	---	---	---	---	---	---	---	---	48-55
Rochester	1-7	4-4	5-3	6-2	5-3	6-2	4-4	1-7	5-5	5-5	4-3	3-4	1-7	9-2	7-5	---	---	142-146
St. Paul	---	---	---	---	---	---	---	---	---	---	---	---	---	---	---	---	---	3-3
Syracuse	4-4	5-3	4-4	5-2	3-3	5-3	4-4	4-4	6-3	5-3	5-3	5-2	7-4	7-4	8-4	---	---	162-124
Toledo	2-2	1-3	2-2	3-1	1-3	3-1	1-3	2-2	2-1	3-1	3-1	2-1	2-1	---	---	---	---	74-81
Worcester	---	---	---	---	---	---	---	---	---	---	---	---	---	10-7	6-6	---	---	16-13
TOTALS	39-33	42-30	41-29	39-32	39-31	43-39	33-37	33-39	42-30	47-25	42-29	34-36	31-39	42-21	41-34	---	---	1,172-1,180

RECORD BREAKDOWN

	HOME	ROAD	NORTH/EA.	WEST	AA/SOUTH	SHUTOUTS
1989	39-25 (.609)	25-54 (.316)	26-28 (.520)	22-26 (.458)	16-25 (.390)	9-14 (.391)
1990	39-33 (.542)	29-45 (.453)	23-31 (.426)	22-26 (.458)	23-21 (.523)	5-13 (.278)
1991	33-38 (.465)	32-40 (.444)	31-36 (.463)	24-32 (.429)	10-10 (.500)	10-5 (.667)
1992	56-22 (.718)	28-36 (.485)	39-25 (.609)	45-33 (.577)	-----	12-12 (.500)
1993	37-34 (.521)	25-46 (.352)	34-38 (.472)	28-42 (.400)	-----	7-5 (.583)
1994	31-40 (.437)	31-40 (.437)	32-40 (.444)	30-40 (.429)	-----	9-9 (.500)
1995	36-34 (.514)	34-38 (.472)	36-36 (.500)	34-36 (.486)	-----	8-4 (.667)
1996	38-33 (.535)	32-39 (.451)	35-37 (.486)	35-35 (.500)	-----	3-9 (.250)
1997	39-32 (.549)	27-44 (.380)	37-35 (.514)	29-41 (.414)	-----	7-9 (.438)
1998	37-32 (.536)	30-43 (.411)	33-46 (.418)	18-14 (.563)	16-15 (.516)	6-6 (.500)
1999	41-32 (.562)	37-34 (.521)	50-30 (.625)	17-15 (.531)	11-21 (.344)	11-9 (.550)
2000	49-24 (.671)	36-36 (.500)	49-32 (.605)	16-16 (.500)	20-12 (.625)	10-6 (.625)
2001	39-33 (.542)	39-32 (.549)	48-31 (.608)	17-15 (.531)	13-19 (.406)	7-13 (.350)
2002	46-26 (.639)	45-27 (.625)	50-30 (.625)	21-11 (.656)	20-12 (.625)	10-8 (.556)
2003	41-30 (.577)	32-40 (.444)	38-42 (.475)	18-14 (.563)	17-14 (.548)	15-6 (.714)
2004	35-36 (.493)	34-37 (.479)	33-47 (.413)	21-11 (.656)	15-15 (.500)	8-6 (.571)
2005	40-34 (.541)	29-41 (.414)	33-47 (.413)	17-15 (.531)	19-13 (.594)	6-3 (.667)
2006	47-24 (.662)	37-34 (.521)	46-32 (.590)	17-15 (.531)	21-11 (.656)	13-11 (.542)
2007	45-27 (.625)	39-33 (.542)	48-32 (.600)	18-14 (.563)	18-13 (.581)	13-5 (.722)
2008	46-26 (.638)	42-30 (.583)	51-29 (.638)	16-16 (.500)	21-11 (.656)	14-10 (.583)
2009	40-31 (.563)	41-29 (.586)	50-30 (.6250)	14-16 (.467)	17-14 (.548)	16-8 (.667)
2010	48-24 (.667)	39-32 (.549)	48-31 (.608)	23-9 (.719)	16-16 (.500)	7-9 (.438)
2011	34-38 (.472)	39-31 (.557)	45-33 (.577)	15-17 (.469)	13-19 (.406)	13-6 (.684)
2012	41-31 (.569)	43-29 (.597)	47-33 (.588)	16-16 (.500)	21-11 (.656)	11-10 (.524)
2013	33-39 (.458)	35-37 (.486)	39-41 (.488)	10-22 (.313)	19-13 (.594)	12-3 (.800)
2014	35-37 (.486)	33-39 (.458)	39-41 (.488)	15-17 (.469)	14-18 (.438)	10-8 (.556)
2015	39-33 (.542)	42-30 (.583)	52-38 (.578)	17-10 (.630)	12-15 (.444)	11-5 (.688)
2016	44-27 (.620)	47-25 (.653)	56-33 (.629)	18-9 (.667)	17-10 (.630)	24-8 (.750)
2017	44-26 (.629)	42-29 (.592)	55-35 (.611)	15-9 (.625)	16-11 (.593)	13-9 (.542)
2018	39-29 (.574)	34-36 (.486)	48-41 (.539)	13-11 (.542)	12-13 (.480)	7-13 (.350)
2019	45-26 (.634)	31-39 (.443)	53-39 (.576)	13-12 (.520)	10-14 (.417)	6-3 (.667)
2021	34-31 (.523)	42-21 (.667)	75-52 (.591)	-----	-----	9-8 (.529)
2022	42-33 (.560)	41-34 (.556)	70-56 (.591)	13-11 (.542)	-----	11-12 (.479)
	1,331-1,019 (.566)	1,172-1,180 (.498)	1,449-1,207 (.546)	647-626 (.508)	407-366 (.527)	333-265 (.547)

	DAY	NIGHT	VS LHP	VS RHP	EX. INN.	DH
1989	4-14 (.222)	60-65 (.444)	23-18 (.561)	41-61 (.402)	9-13 (.409)	18-12 (.600)
1990	5-13 (.278)	63-65 (.492)	16-29 (.356)	52-49 (.515)	8-4 (.667)	13-15 (.464)
1991	9-15 (.375)	56-63 (.471)	26-22 (.542)	39-56 (.411)	2-3 (.400)	5-7 (.417)
1992	11-7 (.611)	73-51 (.589)	28-12 (.700)	56-46 (.549)	9-8 (.529)	27-11 (.711)
1993	11-15 (.423)	51-65 (.440)	16-24 (.381)	46-56 (.451)	6-7 (.462)	4-2 (.667)
1994	9-10 (.474)	53-70 (.431)	20-27 (.426)	42-53 (.442)	10-4 (.714)	6-16 (.273)
1995	12-18 (.400)	58-54 (.518)	18-14 (.563)	52-58 (.473)	6-6 (.500)	9-5 (.643)
1996	13-15 (.464)	57-57 (.500)	15-16 (.484)	55-56 (.495)	7-4 (.636)	12-10 (.546)
1997	13-14 (.481)	53-62 (.461)	22-12 (.647)	44-64 (.407)	4-7 (.364)	9-11 (.450)
1998	14-13 (.519)	53-62 (.461)	17-17 (.500)	50-58 (.463)	4-8 (.333)	6-2 (.750)
1999	16-12 (.571)	62-54 (.534)	14-14 (.500)	64-52 (.552)	6-5 (.545)	5-7 (.417)
2000	19-11 (.633)	66-49 (.574)	20-14 (.588)	65-46 (.586)	14-7 (.667)	15-9 (.625)
2001	10-15 (.400)	68-50 (.576)	25-14 (.641)	53-51 (.510)	11-7 (.611)	2-0 (1.000)
2002	16-17 (.485)	75-36 (.676)	16-15 (.516)	75-38 (.664)	11-8 (.579)	2-6 (.250)
2003	15-16 (.484)	58-54 (.518)	15-20 (.429)	58-50 (.537)	8-6 (.571)	11-5 (.688)
2004	18-14 (.581)	51-59 (.464)	13-14 (.481)	56-59 (.487)	12-6 (.667)	9-11 (.450)
2005	20-21 (.488)	49-54 (.476)	19-14 (.576)	50-61 (.451)	7-6 (.538)	10-4 (.714)
2006	27-13 (.675)	57-45 (.559)	24-15 (.615)	60-43 (.583)	4-10 (.286)	7-7 (.500)
2007	27-14 (.659)	57-45 (.559)	20-18 (.526)	64-41 (.610)	8-6 (.571)	9-5 (.643)
2008	15-15 (.500)	73-41 (.640)	33-14 (.702)	55-42 (.567)	10-3 (.769)	9-5 (.643)
2009	19-11 (.633)	62-49 (.559)	22-14 (.611)	59-46 (.561)	7-6 (.538)	20-12 (.625)
2010	14-10 (.583)	73-46 (.613)	26-20 (.565)	61-36 (.629)	4-3 (.571)	5-5 (.500)
2011	18-12 (.600)	55-57 (.491)	23-14 (.626)	50-55 (.476)	5-6 (.455)	11-8 (.579)
2012	21-15 (.583)	63-45 (.583)	26-12 (.684)	58-48 (.547)	11-5 (.688)	5-7 (.417)
2013	13-16 (.448)	55-60 (.478)	22-19 (.537)	46-57 (.447)	7-9 (.438)	14-8 (.636)
2014	24-17 (.585)	44-59 (.427)	16-19 (.457)	52-57 (.477)	5-5 (.500)	10-10 (.500)
2015	19-15 (.559)	62-48 (.564)	23-22 (.511)	58-41 (.586)	8-6 (.571)	2-2 (.500)
2016	19-14 (.576)	72-38 (.655)	29-23 (.558)	62-29 (.681)	8-3 (.727)	8-2 (.800)
2017	18-9 (.667)	68-46 (.596)	24-19 (.558)	62-36 (.633)	9-1 (.900)	6-5 (.545)
2018	16-20 (.444)	57-45 (.559)	20-24 (.455)	53-41 (.564)	5-7 (.417)	7-5 (.583)
2019	20-21 (.488)	56-44 (.560)	21-16 (.566)	55-49 (.529)	10-6 (.625)	14-8 (.636)
2021	14-14 (.500)	61-38 (.620)	27-15 (.634)	48-37 (.565)	5-7 (.417)	8-10 (.444)
2022	19-20 (.487)	64-47 (.577)	25-16 (.610)	58-51 (.532)	5-7 (.417)	12-14 (.462)
	518-476 (.521)	1,985-1,723 (.535)	704-576 (.550)	1,799-1,623 (.526)	239-192 (.555)	298-232 (.562)

General Information

2023 Field Staff

2023 Hall of Fame

International League

2022 Review

All-Time Roster & Stats

SWR Records

Additional Information

RECORD BREAKDOWN

YEAR	W-L	PLACE	PLAYOFFS	YEAR	W-L	PLACE	PLAYOFFS
1989	64-79 (.448)	3rd		2008	88-56 (.611)	1st	Beat Pawtucket, 3-1
1990	68-78 (.466)	2nd					Beat Durham, 3-1
1991	65-78 (.455)	4th					Lost to Sacramento, 1-0
1992	84-58 (.592)	1st	Beat Pawtucket, 3-1 Lost to Columbus, 3-2	2009	81-60 (.574)	1st	Beat Gwinnett, 3-1 Lost to Durham, 3-0 Lost to Columbus, 3-1
1993	62-80 (.437)	3rd		2010	87-56 (.608)	1st	
1994	62-80 (.437)	5th		2011	73-69 (.514)	3rd	
1995	70-72 (.493)	4th		2012	84-60 (.583)	1st	Lost to Pawtucket, 3-1
1996	70-72 (.493)	3rd		2013	68-76 (.472)	5th	
1997	66-76 (.465)	3rd		2014	68-76 (.472)	5th	
1998	67-75 (.472)	6th		2015	81-63 (.562)	1st	Lost to Indianapolis 3-0
1999	78-66 (.542)	1st	Lost to Charlotte, 3-2	2016	91-52 (.636)	1st	Beat Lehigh Valley, 3-0 Beat Gwinnett, 3-1 Beat El Paso, 1-0 Beat Lehigh Valley, 3-1 Lost to Durham, 3-1 Beat Lehigh Valley, 3-1 Lost to Durham, 3-2 Lost to Durham, 3-0
2000	85-60 (.586)	2nd*	Beat Buffalo, 3-1 Lost to Indianapolis, 3-2 Beat Buffalo, 3-2 Lost to Louisville, 1-0 Lost to Buffalo, 3-0	2017	86-55 (.610)	1st	
2001	78-65 (.545)	2nd*		2018	73-65 (.529)	2nd*	
2002	91-53 (.632)	1st		2019	76-65 (.539)	1st	
2003	73-70 (.510)	3rd		2021	75-52 (.590)	2nd	
2004	69-73 (.486)	4th		2022	83-67 (.553)	2nd	
2005	69-75 (.479)	T-5th		TOTALS	2,503-2,199	(.532)	
2006	84-58 (.592)	1st	Lost to Rochester, 3-1	* Wild Card Winner			
2007	84-59 (.587)	1st	Lost to Richmond, 3-1				

Scranton/Wilkes-Barre All-Time:

Red Barons (1989-2006):

Yankees (2007-2012):

RailRiders (2013-Current):

2,503-2,199 (.532)

1,305-1,268 (.507)

497-360 (.580)

701-571 (.551)

YEAR	APRIL	MAY	JUNE	JULY	AUGUST	SEPT	OCT.
1989	5-15 (.250)	16-13 (.552)	8-20 (.286)	18-14 (.563)	17-16 (.515)	0-1 (.000)	
1990	9-12 (.429)	14-15 (.483)	17-14 (.548)	15-14 (.517)	11-22 (.333)	2-1 (.667)	
1991	6-12 (.333)	11-19 (.367)	15-14 (.517)	18-13 (.581)	14-18 (.438)	1-2 (.333)	
1992	10-6 (.625)	14-13 (.519)	19-13 (.594)	18-14 (.563)	20-8 (.714)	3-4 (.429)	
1993	12-9 (.571)	13-17 (.433)	11-18 (.379)	9-19 (.321)	15-15 (.500)	2-2 (.500)	
1994	8-11 (.421)	13-18 (.419)	9-21 (.300)	15-14 (.517)	16-14 (.533)	1-2 (.333)	
1995	8-11 (.421)	10-21 (.323)	20-10 (.667)	19-11 (.633)	12-18 (.400)	1-1 (.500)	
1996	10-12 (.455)	15-16 (.484)	15-15 (.500)	15-13 (.536)	14-15 (.483)	1-1 (.500)	
1997	11-11 (.500)	12-17 (.414)	13-16 (.448)	14-16 (.467)	15-16 (.484)	1-0 (1.000)	
1998	8-12 (.400)	15-13 (.536)	14-16 (.467)	12-16 (.429)	14-16 (.467)	4-2 (.667)	
1999	13-9 (.591)	11-17 (.393)	16-11 (.593)	17-13 (.567)	17-13 (.567)	4-3 (.571)	
2000	12-9 (.571)	19-10 (.655)	15-15 (.500)	16-14 (.533)	19-11 (.633)	4-1 (.800)	
2001	12-12 (.500)	11-19 (.367)	16-13 (.551)	20-8 (.714)	18-11 (.621)	1-2 (.333)	
2002	14-11 (.560)	18-12 (.600)	20-9 (.690)	17-10 (.630)	20-11 (.645)	2-0 (1.000)	
2003	11-14 (.440)	15-14 (.517)	15-14 (.517)	18-11 (.621)	14-16 (.467)	0-1 (.000)	
2004	12-9 (.571)	17-12 (.586)	20-8 (.714)	7-22 (.241)	13-16 (.448)	0-6 (.000)	
2005	12-10 (.545)	10-19 (.345)	17-12 (.586)	14-15 (.483)	12-17 (.414)	4-2 (.667)	
2006	16-8 (.667)	13-15 (.464)	15-14 (.517)	20-9 (.690)	17-12 (.586)	3-0 (1.000)	
2007	10-12 (.455)	17-13 (.567)	15-13 (.536)	17-10 (.629)	22-10 (.688)	3-1 (.750)	
2008	18-9 (.667)	18-12 (.600)	13-16 (.448)	20-8 (.714)	19-10 (.655)	0-1 (.000)	
2009	17-3 (.750)	15-15 (.500)	12-14 (.462)	13-14 (.481)	18-12 (.600)	6-2 (.750)	
2010	13-8 (.542)	17-13 (.567)	15-14 (.517)	18-10 (.643)	19-9 (.679)	5-2 (.714)	
2011	14-9 (.609)	13-13 (.500)	14-15 (.483)	16-13 (.552)	14-16 (.467)	2-3 (.400)	
2012	13-10 (.565)	17-13 (.567)	17-14 (.548)	14-12 (.538)	22-9 (.710)	1-2 (.333)	
2013	13-11 (.541)	11-18 (.379)	15-15 (.500)	16-13 (.551)	13-17 (.433)	0-2 (.000)	
2014	11-13 (.458)	17-13 (.567)	12-17 (.414)	14-15 (.483)	13-18 (.419)	1-0 (1.000)	
2015	10-12 (.454)	16-13 (.552)	17-11 (.607)	17-12 (.586)	17-12 (.586)	4-3 (.571)	
2016	12-11 (.522)	18-11 (.621)	19-10 (.655)	18-9 (.667)	19-11 (.633)	5-0 (1.000)	
2017	12-10 (.545)	18-10 (.643)	19-11 (.633)	19-8 (.704)	18-12 (.600)	0-4 (.000)	
2018	10-13 (.435)	14-15 (.483)	17-11 (.607)	15-11 (.577)	15-14 (.517)	2-1 (.667)	
2019	10-13 (.435)	19-8 (.704)	17-14 (.548)	16-12 (.571)	12-17 (.414)	2-1 (.667)	
2021		16-6 (.727)	17-8 (.680)	15-12 (.555)	11-15 (.423)	13-11 (.541)	3-0 (1.000)
2022	9-13 (.409)	9-17 (.346)	15-12 (.556)	18-6 (.750)	14-11 (.560)	18-8 (.692)	
	361-340 (.515)	482-470 (.506)	509-448 (.532)	528-411 (.562)	524-458 (.534)	96-72 (.571)	3-0 (1.000)

SINGLE-GAME TERM RECORDS

MOST RUNS, GAME

SCRANTON/WILKES-BARRE

	RUNS	OPPONENT	DATE
1)	26	@ Toledo	May 31, 1998
2)	24	@ Durham	May 13, 2000
3)	21	@ Toledo	June 19, 1993
4)	20	vs. Ottawa	July 6, 2007
T-5)	19	@ Syracuse	August 10, 1997
	19	@ Norfolk	May 13, 1999
	19	vs. Columbus	June 24, 2002
	19	vs. Toledo	July 25, 2004
	19	@ Lehigh Valley	June 27, 2021
T-9)	18	Pawtucket	August 20, 1993
	18	Ottawa	August 27, 1996

OPPONENTS

	RUNS	OPPONENT	DATE
1)	26	@ Pawtucket	April 29, 1989
2)	21	Pawtucket	April 29, 1994
3)	20	@ Denver	July 22, 1989
4)	19	@ Pawtucket	August 27, 1998
T-5)	18	Buffalo	April 28, 1998
	18	Rochester	April 13, 1999
	18	Toledo	July 25, 2004
T-8)	17	@ Pawtucket	July 16, 1996
	17	@ Buffalo	July 2, 1998
	17	Syracuse	April 20, 1999
	17	@ Durham	July 27, 1999
	17	@ Ottawa	April 21, 2007

MOST RUNS, INNING

SCRANTON/WILKES-BARRE

	RUNS	OPPONENT	DATE
1)	12 (4th)	@ Charlotte	August 17, 1993
	12 (6th)	@ Charlotte	July 20, 2016
2)	11 (1st)	Pawtucket	September 5, 1998
3)	10 (3rd)	@ Lehigh Valley	June 27, 2021
T-4)	9 (3rd)	@ Syracuse	July 2, 1991
	9 (5th)	@ Toledo	June 19, 1993
	9 (4th)	Ottawa	August 27, 1996
	9 (5th)	Syracuse	April 20, 1999
	9 (1st)	@ Pawtucket	August 26, 2001
	9 (4th)	vs. Rochester	August 13, 2004
	9 (7th)	vs. Syracuse	August 15, 2006
	9 (3rd)	vs. Syracuse	August 1, 2008
	9 (1st)	vs. Toledo	July 15, 2010

OPPONENTS

	RUNS	OPPONENT	DATE
1)	13 (7th)	@ Durham	May 13, 2000
T-2)	10 (7th)	@ Pawtucket	Aug 23, 1990
	10 (7th)	Norfolk	May 19, 1994
T-4)	9 (9th)	Pawtucket	April 29, 1994
	9 (5th)	Pawtucket	August 1, 1996
	9 (6th)	Buffalo	April 28, 1998
	9 (4th)	@ Syracuse	August 1, 2003
	9 (2nd)	Indianapolis	June 9, 2005
	9 (4th)	@ Norfolk	May 4, 2010
	9 (1st)	@ Rochester	Sept. 2, 2011

MOST HITS, GAME

SCRANTON/WILKES-BARRE

	HITS	OPPONENT	DATE
1)	27	@ Toledo	May 31, 1998
2)	26	@ Toledo	June 19, 1993
3)	24	@ Louisville	May 26, 2014
4)	23	@ Lehigh Valley	June 27, 2021
T-5)	22	@ Charlotte	May 4, 1997
	22	@ Syracuse	August 10, 1997
	22	Toledo	July 25, 2004
	22	@ Durham	June 24, 2011
T-9)	21	@ Pawtucket	July 14, 1994
	21	@ Durham	April 12, 2008
T-10)	20	@ Syracuse	July 2, 1991
	20	@ Rochester	August 27, 1991
	20	@ Pawtucket	June 5, 1994
	20	Ottawa	August 27, 1996
	20	@ Buffalo	July 2, 1998
	20	@ Charlotte	May 8, 2002
	20	@ Rochester	August 13, 2004
	20	vs. Norfolk	April 17, 2006
	20	@ Richmond	May 20, 2007
	20	vs. Ottawa	July 6, 2007
	20	@ Rochester	August 18, 2012
	20	vs. Toledo	July 25, 2013
	20	@ Syracuse	June 15, 2018

OPPONENTS

	HITS	OPPONENT	DATE
T-1)	24	@ Pawtucket	July 16, 1996
	24	vs. Louisville	June 26, 2015
T-3)	23	@ Pawtucket	April 29, 1989
	23	@ Buffalo	July 2, 1998
	23	@ Durham	May 13, 2000
	23	vs. Columbus	May 11, 2007
T-6)	22	vs. Norfolk	June 4, 2014
T-6)	22	@ Denver	July 22, 1989
	22	@ Pawtucket	August 27, 1998
	22	vs. Louisville	April 29, 2002
T-11)	21	@ Buffalo	April 28, 1998
T-11)	21	Pawtucket	August 18, 1999
	21	Indianapolis	August 2, 2012

INDIVIDUAL HITTING RECORDS

MOST SEASONS

Career - (7), Gene Schall

MOST GAMES

Season - (143), Keith Miller, Victor Rosario and David Doster; 2002

Career - (604), David Doster

MOST AT-BATS

Game - (8), Many Players

Season - (579), David Doster; 1998 and 2002

Career - (2,340), David Doster

MOST RUNS SCORED

Game - (5), Mickey Morandini; July 30, 1990 vs. Toledo

Gene Schall; July 13, 1996 @ Syracuse

David Doster; August 2 @ Pawtucket

Season - (104), Marlon Anderson; 1998

Career - (346), David Doster

MOST CONSECUTIVE TIMES REACHING BASE

(10); Rob Butler; June 23-25, 1995

MOST HITS

Game - (5), 22x Last: Ryan McBroom, June 15, 2018 @ Syracuse

Consecutive - (8); Jim Rushford, May 3-5, 2005

Doubleheader - (7), Mark Budzinski; June 4, 2005 vs. Toledo

Season - (176), Marlon Anderson; 1998

Career - (665), David Doster



INDIVIDUAL HITTING RECORDS

MOST SINGLES

Game - (5), Mark Budzinski; May 7, 2004 @ Syracuse
Season - (122), David Doster
Career - (436), David Doster

MOST DOUBLES

Game - (3), Multiple times, Last: Estevan Florial, 7/01/2022 vs. Buffalo
Season - (39), Chase Utley; 2002
Career - (147), David Doster

MOST TRIPLES

Game - (2), Multiple times, Last: Oswaldo Cabrera; August 14, 2022 vs. Worcester
Season - (16), Shane Victorino; 2005
Career - (23), David Doster and Mark Budzinski

MOST HOME RUNS

Game, Extra Innings - (3), Gary Bennett; August 16, 1998 @ Buffalo
Tyler Austin; June 24, 2016 @ Pawtucket
Game - (3) Zoilo Almonte; July 23, 2014 @ Gwinnett
Mike Ford; April 7, 2019 @ Bufalo
Game, Pitcher - (1), Rich Bounantony; April 24, 1990 vs. Tidewater
Chuck Malone; July 21, 1990 @ Louisville
Darrel Akerfelds; July 25, 1991 vs. Tidewater
Pat Combs; July 3, 1994 @ Ottawa
Randy Wolf; June 5, 1999 vs. Richmond
Blas Cedenos; July 28, 2001 vs. Indianapolis
Jeff D'Amico; June 12, 2002 @ Louisville
Consec. Games - (4), Tom Marsh; May 2-5, 1993
Tomas Perez; May 24-27, 2000
Season - (32), Jorge Vazquez; 2011
Career - (86), Gene Schall
Doubleheader - (3), Wendell Magee, Jr., June 22, 1997 @ Toledo
Month - (11), Logan Morrison, June 2019
Season, Left-Handed Hitter - (23), Mike Ford, 2019
Season, Right-Handed Hitter - (32), Jorge Vazquez; 2011

MOST HOME RUNS CONT.

At Home, Season - (16), Shelley Duncan; 2009 & Jorge Vazquez; 2011
On Road, Season - (20), Wendell Magee Jr.; 1998
At Home, Career - (36), Gene Schall
On Road, Career - (50), Gene Schall

MOST EXTRA-BASE HITS

Game - (4), Dustin Fowler; April 30, 2017 vs. Indianapolis
Wendell Magee Jr.; May 13, 1999 @ Norfolk
Kevin Sefcik; May 7 @ Louisville,
Mark Budzinski; July 25, 2004 vs. Toledo
Shelley Duncan; April 10, 2008 @ Louisville
Season - (62), Marlon Anderson; 1998
Career - (235), Gene Schall

MOST TOTAL BASES

Game - (13), Gary Bennett; August 16, 1998 @ Buffalo
Season - (284), Marlon Anderson; 1998
Career - (1,035), David Doster

MOST RUNS BATTED IN

Game - (9), Mark Budzinski; July 25, 2004 vs. Toledo
Consecutive RBI Games - (10), David Tokheim; 7/13-21, 1995
Season - (106), Torey Lovullo; 1999
Month - (39), Jeff Manto; August 1993
Career - (381), Gene Schall
Doubleheader - (6), Gene Schall; May 14, 2000 @ Durham

General Information

2023 Field Staff

2023 RailRiders

International League

2022 Review

All-Time Roster & Stats

SWB Records

Additional Information

INDIVIDUAL HITTING RECORDS

MOST SACRIFICE HITS

Game - (2), Multiple Times
Season - (16), Anthony Medrano; 2005
Jonathan Diaz; 2016
Career - (22), Greg Legg

MOST SACRIFICE FLIES

Game - (2), Multiple Players, Last: Francisco Cervelli, Aug. 18, 2012 @ Rochester
Season - (10), David Doster; 1998
Career - (32), David Doster

MOST WALKS

Game - (5), Colin Curtis; April 12, 2012 @ Buffalo
Kosuke Fukudome; August 27, 2012 @ Lehigh Valley
Season - (93), Dan Johnson; 2013
Career - (317), Jon Zuber; 1998

MOST INTENTIONAL WALKS

Game - (2), Multiple Players
Season - (12), Marlon Anderson; 2000
Career - (18), Jon Zuber

MOST HIT BY PITCH

Game - (2), Multiple, Last: Greg Allen, September 11, 2021 vs. Rochester
Season - (20), Chase Utley; 2002
Career - (59), Gene Schall

MOST STRIKEOUTS

Game - (4), Multiple Times, Last: Esetvan Florial, October 1, 2021
Season - (166), Jorge Vazquez; 2011
Career - (444), Gene Schall

MOST STOLEN BASES

Game - (4), Marlon Anderson; May 14, 1998 @ Louisville
Season - (44), Tommy Barrett; 1989
Career - (82), Nick Punto

HIGHEST BATTING AVERAGE (MIN 394 PLATE APP.)

Season - (.331), Danny Sandoval
Career - (.331), Danny Sandoval

HIGHEST SLUGGING PCT (MIN 394 PLATE APP.)

Season - (.577), Shelley Duncan; 2007
Career - (.640), Ryan Howard

HIGHEST ON BASE PCT. (MIN 394 PLATE APP.)

Season - (.421), Jon Zuber, 1997 & 1999
Career - (.421), Ryan Howard

MOST GROUND INTO DP

Game - (3), Keith Miller; May 26, 1989 vs. Louisville
Eric Duncan; April 28, 2009 vs. Lehigh Valley
Season - (25), Chris Coste; 2005

LONGEST HITTING STREAK

(27), Pablo Ozuna; July 27 - August 24, 2004

LONGEST ON-BASE STREAK

(42), Trey Amburgey; August 26, 2019 - July 10, 2021 (G1)

TERM HITTING RECORDS

MOST GAMES

Season - (150); 2022

PLAYERS

Most Season - (84); 2019

Fewest Season - (37); 1990

Most Roster Moves - (340); 2019

MOST AT-BATS

Game - (70), July 25, 2013 vs Toledo

Season - (4,947); 2001

MOST RUNS

Inning - (12), 2x, Last: July 20, 2016 @ Charlotte; 6th inning

Inning, Opponent - (13), May 13, 2000 @ Durham; 5th Inning

Game - (26), May 31, 1998 @ Toledo

Game, Opponent - (26), April 29, 1989 @ Pawtucket

Game, Combined - (37), July 25, 2004 vs. Toledo

Opening Game - (11), April 9, 2009 vs. Lehigh Valley

Shutout Game - (19), May 13, 1999 @ Norfolk

Shutout Game, Opponent - (15), August 18, 1999 vs. Pawtucket

Most Players Scoring Runs, Game - (11), August 10, 1994 @ Toledo

Season - (786); 2019

Fewest, Season - (547); 1989

Consecutive Innings, without scoring - (45.0), May 9-15, 2008

MOST HITS

Game - (27), May 31, 1998 @ Toledo

Game Opp. - (24), July 16, 1996 @ Pawtucket

Game, Combined - (41), July 25, 2004 vs. Toledo

Inning - (10), September 5, 1998 vs Pawtucket (1st Inning)

Season - (1,380); 2005

Fewest Season - (1,136); 1992

MOST SINGLES

Game - (16); 9x, last July 25, 2013 vs Toledo

Season - (971); 2005

MOST DOUBLES

Game - (11), August 10, 1997 @ Syracuse

Season - (303); 1997

Fewest, Season - (184); 1993

MOST TRIPLES

Game - (4), July 14, 2002 vs. Rochester

Season - (59); 1991

Fewest Season - (19); 2003

MOST HOME RUNS

Game - (7), May 31, 1998 @ Toledo

Game, Opponent - (6), August 8, 2000 @ Syracuse

August 22, 2004 vs. Buffalo

July 17, 2005 @ Columbus

Most Consecutive Games, 1+ HR - (10), July 12-21, 1997

Most Consecutive Games, 0 HR - (14), July 15-26, 1989

Season - (212); 2019

Fewest, Season - (71); 1989

Most at Home, Season - (109); 2019

Most on Road, Season - (107); 1998

Grand Slams, Inning - (1), Multiple Times

Grand Slams, Game - (1), Multiple Times

Grand Slams, Season - (8); 2019

MOST EXTRA-BASE HITS

Game - (14), May 31, 1998 @ Toledo

Season - (530); 2019

General Information

2023 Field Staff

2023 RailRiders

International League

2022 Review

All-Time Roster & Stats

SWB Records

Additional Information

TEAM HITTING RECORDS

MOST TOTAL BASES

Game - (55), May 31, 1998 @ Toledo
Season - (2,282); 2019

MOST RUNS BATTED IN

Game - (24), May 31, 1998 @ Toledo
Season - (741); 2019

MOST SACRIFICE HITS

Game - (4), Several Times

MOST SACRIFICE FLIES

Game - (5), April 12, 2005 vs. Richmond

MOST WALKS

Game - (14), August 17, 1998 @ Buffalo
Season - (652), 2002

MOST INTENTIONAL WALKS

Game - (4), July 13, 2001 @ Pawtucket
Season - (36), 1989

MOST HIT BY PITCH

Game - (5), July 29, 2002 vs. Syracuse

MOST STRIKEOUTS

Game - (18); 2x, last August 5, 2021 vs Worcester
Season - (1,277); 2022
Fewest, Season - (727); 1993

MOST STOLEN BASES

Game - (7); 3x, last July 23, 2022 @ Lehigh Valley
Opponent - (9); May 4, 2009 @ Indianapolis
Season - (172); 2022

HIGHEST BATTING AVERAGE

Season - (.283); 2005

LOWEST BATTING AVERAGE

Season - (.249); 2x, last 2022

HIGHEST SLUGGING PERCENTAGE

Season - (.484); 2019

LOWEST SLUGGING PERCENTAGE

Season - (.360); 1990

HIGHEST ON BASE PERCENTAGE

Season - (.352), 2021

LOWEST ON BASE PERCENTAGE

Season - (.317), 2003

MOST GDP'S

Game - (5), 3x, Last: April 24, 2016 @ Syracuse
Season - (149); 2000
Fewest, Season - (96); 1989

PINCH-HITTING RECORDS

MOST AT-BATS

Season - (26), Eric Fox; 1997
Career - (43), Greg Legg

MOST HITS

Season - (5), David Francia; 2002
Career - (8), Greg Legg

MOST HOME RUNS

Season - (2), Floyd Rayford; 1989
Career - (2), Floyd Rayford & Scott Wade

MOST RUNS BATTED IN

Season - (12), Floyd Rayford; 1989
Career - (15), Floyd Rayford

GRAND SLAM HISTORY

1989

Keith Miller
Greg Legg
Floyd Rayford

April 19 @ Syracuse
May 15 vs Oklahoma City
June 24 vs Tidewater (PH)

1990

Steve Stanicek
John Gibbons
Kelly Heath
Steve Stanicek

May 1 @ Richmond
July 27 @ Indianapolis
August 21 @ Pawtucket
August 22 @ Pawtucket

1991

Sil Campusano
Sil Campusano

April 27 @ Columbus
June 10 @ Columbus

1992

Steve Scarsone
Gary Alexander
Rick Schu
Ruben Amaro
Gary Alexander

April 11 vs Syracuse
June 3 @ Syracuse
July 5 vs Syracuse
August 7 @ Pawtucket
September 7 @ Columbus

1993

Victor Rodriguez

May 18 vs Ottawa

1994

None

1995

Phil Geisler

August 12 vs Pawtucket

1996

Gene Schall
David Doster
Wendell Magee

April 27 @ Rochester
May 22 @ Norfolk
August 3 vs Charlotte

1997

Mike Robertson
Tony Barron
Wendell Magee Jr.
Mike Robertson

May 1 @ Columbus
May 16 @ Syracuse
June 28 vs Pawtucket
August 10 @ Syracuse

1998

Doug Angeli
Gary Bennett

June 8 @ Charlotte
August 16 @ Buffalo

1999

Torey Lovullo
Billy McMillon

May 13 @ Norfolk
May 23 vs Durham

2000

Gene Schall
Tomas Perez
David Doster
Jimmy Rollins

April 30 @ Syracuse
May 12 vs. Richmond
June 19 @ Toledo
August 23 vs. Buffalo

2001

Gene Schall
Jason Michaels

May 25 vs. Richmond
June 14 @ Durham

2002

David Doster

Sept. 2, 2002 @ Pawtucket

2003

Jeremy Salazar
Travis Chapman

June 22 vs. Durham
August 19 @ Buffalo

2004

Michel Hernandez
Jorge Padilla
Mark Smith
Shawn Wooten

June 8, 2004 @ Indianapolis
June 11, 2004 @ Louisville
June 14, 2004 @ Louisville
August 13, 2004 @ Rochester

2005

Shane Victorino
Chris Coste
Ryan Howard
Anthony Medrano
Jorge Padilla

May 10 vs. Pawtucket
May 15 @ Rochester
May 28 @ Richmond
August 10 @ Syracuse
August 15 @ Louisville

2006

Brennan King
Joe Thurston
Michael Bourn

July 14, 2006 vs. Toledo
July 28, 2006 vs. Richmond
August 15, 2006 vs. Syracuse

2007

Shelley Duncan
Kevin Reese

June 18, 2007 @ Durham
July 22, 2007 vs. Charlotte

2008

Jason Lane
Nick Green

May 4, 2008 vs. Durham
July 13, 2008 @ Columbus

2009

Colin Curtis
Chris Stewart
Shelley Duncan

July 3 @ Pawtucket
July 7 @ Buffalo
August 30 vs. Pawtucket

2010

Jesus Montero

May 17 vs. Charlotte

2011

Kevin Russo

July 15 @ Toledo

2012

Cole Garner

July 21 @ Gwinnett

2013

Cody Grice
Melky Mesa

June 19, 2013
August 9, 2013

2014

Zelous Wheeler
Rob Segedin

May 28 @ Louisville
July 22 @ Gwinnett

2015

Tyler Austin
Austin Romine
Ben Gamel

June 2 vs. Pawtucket
July 31 vs. Columbus
August 31 @ Buffalo

2016

Chris Parmelee
Ike Davis
Gary Sanchez
Aaron Judge

May 19 @ Louisville
June 30 @ Buffalo
July 20 @ Charlotte
August 7 vs. Syracuse

2017

Eddy Rodriguez
Billy McKinney

May 15 vs. Pawtucket
July 28 @ Charlotte

2018

Brandon Drury
Billy McKinney

May 11 vs. Rochester
July 27 vs. Gwinnett

2019

Billy Fleming
Trey Amburgey
Kyle Higashioka
Breyvic Valera
Mike Ford
Zack Zehner
Wendell Rijo
Gosuke Katoh

April 15 vs. Lehigh Valley
April 29 vs. Rochester
May 5 @ Syracuse
May 24 @ Syracuse
June 9 vs. Syracuse
July 19 vs. Louisville
July 25 @ Columbus
August 31 vs. Buffalo

2021

Chris Gittens

June 27 @ Lehigh Valley
September 15 @ Lehigh Valley
October 3 @ Rochester

Oswaldo Cabrera

2022

Josh Breau
Ronald Guzman

July 30 @ Rochester
September 20 @ Lehigh Valley

Grand Slams, Season (2)

Steve Stanicek (1990)
Sil Campusano (1991)
Gary Alexander (1992)
Mike Robertson (1997)
Chris Gittens (2021)
Gene Schall;
David Doster

Grand Slams, Career (3)

General Information

2023 Field Staff

2023 RailRiders

International League

2022 Review

All-Time Roster & Stats

SWR Records

Additional Information

INDIVIDUAL PITCHING RECORDS

MOST GAMES

Season - (68), Bob Ayrault; 1991
Chuck Ricci; 1995
Career - (150), Dan Giese

MOST GAMES STARTED

Season - (29), Blaise Ilsley; 1995
Carlton Loewer; 1997
Eric Jung; 2002
Career - (75), Kei Igawa

MOST COMPLETE GAMES

Season - (6), Andy Ashby; 1991
Career - (12), Tyler Green

MOST INNINGS PITCHED

Game - (10.1), Dennis Springer; August 13, 1995
Season - (185.1), Blaise Ilsley; 1995
Season, Reliever - (98.2), Bob Ayrault; 1991
Career - (476.2), Kei Igawa

MOST HITS ALLOWED

Game - (16), Brody Koerner; August 9, 2019 vs. Gwinnett
Shutout Game - (11), Rod Bolton; August 10, 1999 vs. Rochester
Season - (211), Calvin Maduro; 1998
Career - (512), Pat Combs

FEWEST HITS ALLOWED

7-Inning Game - (0) Ben Rivera; July 25, 1992 vs. Pawtucket
Tyler Green; July 4, 1993 vs. Ottawa
Robert Ellis; June 6, 2004 vs. Louisville
Sean Boyle; August 23, 2021
9-Inning Game - (0) Jeremy Cummings, Sept. 3, 2006 @ Rochester
(1) Pat Combs; August 19, 1989 @ Pawtucket
Andy Ashby; July 22, 1991 vs. Richmond
John Burgos; August 16, 1991 vs. Columbus
Brett Myers; April 25, 2002 vs. Toledo
Chad Green; July 14, 2016 @ Gwinnett

MOST RUNS ALLOWED

Game - (11), Jaron Long, June 25, 2015 vs. Louisville
John Martin; April 29, 1989 @ Pawtucket
Clay Condrey; July 25, 2004 vs. Toledo
Season - (123), Calvin Maduro; 1998
Career - (289), Pat Combs

MOST EARNED RUNS ALLOWED

Game - (11), Jaron Long, June 25, 2015 vs. Louisville
Clay Condrey; July 25, 2004 vs. Toledo
Season - (118), Calvin Maduro; 1998
Career - (251), Tyler Green

MOST CONSECUTIVE SCORELESS INNINGS

(29.2), Jordan Montgomery; August 7-31, 2016

MOST CONSECUTIVE BATTERS RETIRED

(24), Robert Gaddy; August 29, 1994 vs Norfolk

MOST HOME RUNS ALLOWED

Game - (6), Nelson Figueroa; August 8, 2000 @ Syracuse
Season - (28), Calvin Maduro; 1998
Career - (55), Tyler Green & Kei Igawa

INDIVIDUAL PITCHING RECORDS

MOST WALKS

Game (11), Chuck Malone; May 11, 1991 @ Tidewater
Season - (78), Jason Grimsley & C. Malone; 1990
Career - (191), Pat Combs
Consecutive Innings, no walks - (39.1), Brett Myers June 14-18, 2002

MOST STRIKEOUTS

Game, RHP - (15), Joel Bennett; April 27, 1999 @ Buffalo
Game, LHP - (14), Cole Hamels; April 17 @ Norfolk
Consecutive (Game) - (11), Jonathan Holder; August 28, 2016 @ Rochester
Season - (155), Matt Krook; 2022
Career - (373); Kei Igawa

MOST HIT BATSMEN

Game - (4), Gavin Floyd, June 23 @ Buffalo
Season - (19), Gavin Floyd; 2005
Career - (31), Gavin Floyd

MOST WILD PITCHES

Game - (4), Jose DeJesus; May 21, 1990 vs. Oklahoma City
Bruce Ruffin; April 25, 1989 @ Richmond
Ivan Nova; July 7, 2011 vs. Buffalo
Season - (21), Paul Fletcher; 1993
Career - (37), Paul Fletcher

MOST WINS

Season, RHP - (14), Joe Roa; 2002
Season, LHP - (14), Kei Igawa; 2008
Season, Reliever - (12), Dan Giese; 2004
Consecutive - (14), Joe Roa; April 8 - July 6, 2002
Career - (33), Kei Igawa
At Home, Season - (10), Evan Thomas; 2000
On Road, Season - (8), Kyle Abbott; 1993
At Home, Career - (19); Kei Igawa
On Road, Career - (14); Kei Igawa

HIGHEST WINNING PERCENTAGE (10 OR MORE DEC.)

Season - (1.000), Joe Roa (14-0); 2002
Career - (1.000), Joe Roa (14-0)

MOST LOSSES

Season - (16), Gordon Dillard; 1989
Tyler Green; 1994
Season, Reliever - (9), Brad Moore; 1989
Career - (41), Tyler Green
Consecutive - (15), Pat Combs, August 27, 1992 - June 8, 1994
At Home, Season - (8), Tim Mauser; 1991
Robert Gaddy; 1994
On Road, Season - (11), Gordon Dillard; 1989
At Home, Career - (18), Tyler Green
On Road, Career - (23), Tyler Green

MOST SHUTOUTS

Season - (3), Andy Ashby; 1991
Career - (4), Brad Brink

MOST SAVES

Season - (43), Jonathan Albaladejo; 2010
Career - (54), Jonathan Albaladejo

LOWEST ERA (MINIMUM 115.0 IP)

Season - (2.03), Brian Mazzone; 2006
Career - (2.03), Brian Mazzone

General Information

2023 Field Staff

2023 RailRiders

International League

2022 Review

All-Time Roster & Stats

SWR Records

Additional Information

TERM PITCHING RECORDS

NUMBER OF PITCHERS, GAME

Most - (8); April 5, 2002 @ Pawtucket

MOST COMPLETE GAMES

Season - (20); 1989 and 1997

MOST INNINGS

Game - (20) July 7, 2013-vs Toledo

Season - (1,300.1); 2001

Fewest, Season - (1,188.1); 2018

Playoff Game - (19), September 9, 2001 @ Buffalo

MOST HITS ALLOWED

Game - (24), June 25, 2015 vs. Louisville

July 16, 1996 @ Pawtucket

Season - (1,373); 1998

Fewest, Season - (1,056); 2018

MOST RUNS ALLOWED

Inning - (13), May 13, 2000 @ Durham

Game - (26), April 29, 1989 @ Pawtucket

Season - (751); 1998

Fewest, Season - (499); 1992

MOST EARNED RUNS ALLOWED

Season - (681); 1998

Fewest, Season - (437); 1992



TERM PITCHING RECORDS

MOST CONSECUTIVE SCORELESS INNINGS

(32.1); June 23-28, 2007

MOST HOME RUNS ALLOWED

Game - (6), August 8, 2000 @ Syracuse
August 22, 2004 vs. Buffalo
May 25, 2008 @ Pawtucket
April 25, 2009 @ Rochester

Season - (178); 2019

Fewest, Season - (83); 1992

MOST WALKS

Game - (16), 2x, last July 28, 2021 @ Syracuse

Season - (609); 1991

Fewest, Season - (334); 2003

MOST STRIKEOUTS

Game - (22), August 19, 2016 vs. Pawtucket

Game, Extra-Innings - (22), August 28, 2016 @ Rochester

Bullpen, Game - (14), August 28, 2016 @ Rochester

Season - (1,402); 2022

Fewest, Season - (802); 1989

MOST HIT BATSMEN

Game - (5); May 20, 2002 @ Durham

June 23, 2006 @ Buffalo

Season - (74); 2007

Fewest, Season - (25); 2016

MOST WILD PITCHES

Game - (7); July 18, 2001 @ Columbus

Season - (88); 2011

Fewest, Season - (37); 2002

MOST WINS

Season - (91); 2002 & 2016

Fewest, Season - (62); 1993 & 1994

MOST LOSSES

Season - (80); 1993 & 1994

Fewest, Season - (52); 2x, last 2021

MOST SHUTOUTS

Season, Won - (24); 2016

Season, Lost - (14); 1989

Fewest Won, Season - (4); 1996 & 2005

MOST SAVES

Season - (58); 2010

Fewest, Season - (26); 1994

LOWEST ERA

Season - (2.98); 2016

HIGHEST ERA

Season - (4.94); 2019

General Information

2023 Field Staff

2023 RailRiders

International League

2022 Review

All-Time Roster & Stats

SWB Records

Additional Information

MISCELLANEOUS RECORDS

FIELDING ERRORS

Game - (6); May 17, 1997 @ Syracuse
 July 4, 1997 vs. Rochester
 September 29, 2021 @ Rochester
 Game, Both Clubs - (11)
 April 30, 1996 vs. Richmond
 Most, Season - (155), 1994
 Fewest, Season - (67), 2011
 Player, Season - (38), Kim Batister; 1991
 Player, Career - (63), David Doster

MOST PASSED BALLS

Season - (21), 2016

FEWEST PASSED BALLS

Season - (4), 2002

OLDEST PLAYER

Larry Andersen; 45 years, 236 days (2007)

YOUNGEST PLAYER

Jesus Garces, 18 years, 364 days (1991)

WON-LOST PERCENTAGE

Highest, Season - (.636); 2016
 Lowest, Season - (.437); 2x, Last: 1994

MOST GAMES WON

Season - (91); 2x, Last: 2016
 Consecutive, Season - (11), April 9-19, 2009
 Fewest, Season - (62); 2x, Last: 1994

MOST GAMES LOST

Season - (80); 2x, Last: 1994
 Consecutive, Season - (10), August 18-26, 1990
 Fewest, Season - (52); 2x Last 2021

MOST HOME GAMES WON

Season - (56); 1992
 Consecutive - (14), May 22-June 11, 1992
 Fewest, Season - (31), 1994

MOST ROAD GAMES WON

Season - (47); 2016
 Consecutive - (12), June 26-July 17, 2016
 Fewest, Season - (25); 1989

MOST HOME GAMES LOST

Season - (40); 1994
 Consecutive - (7), August 8 - September 1, 1990 &
 April 23 - May 15, 1991
 Fewest, Season - (22); 1992

MOST ROAD GAMES LOST

Season - (54); 1989
 Consecutive - (12), June 20-July 17, 1993
 Fewest, Season - (25); 2016

LARGEST MARGIN OF VICTORY

Game - (22); May 31, 1998 @ Toledo

LARGEST MARGIN OF DEFEAT

Game - (23), April 29, 1989 @ Pawtucket

LARGEST COMEBACK


Game - (9), August 16, 2002 @ St. Paul
 (Trailed 9-0 after two innings; Won 10-9)

LONGEST GAMES

Innings, Home - (20); July 25, 2013 vs Toledo
 Innings, Road - (17); May 12, 1994 @ Richmond
 Time (7 innings) - (3:02); April 8, 1990 vs. Rochester
 Time (9 innings) - (4:09); May 6, 2021 @ Syracuse
 Time, Home - (5:26); July 25, 2013 vs Toledo
 Time, Road - (5:07); May 12, 1994 @ Richmond
 July 16, 2004 @ Buffalo (G2)

SHORTEST GAMES

Time, Home - (1:28), April 28 vs. Syracuse (7 inn.)
 Time, Road - (1:30), May 4, 1994 @ Charlotte (7 inn.)
 Time, (9 inn) - (1:38); April 4, 2002 @ Ottawa
 Time, (7 inn) - (1:28), April 28, 2003 vs. Syracuse



SWB PLAYOFF RECORDS

INDIVIDUAL HITTING (GAME)

Most At-Bats	9	R. Taylor, S. Sisco, P.J.Forbes, C. Gubanich @ Buffalo 9/9/01
Most Hits	4	2x, Last: R. Navarro @ Lehigh Valley, 9/7/18
Most Doubles	2	Multiple Times, Last: G. Urshela vs. Durham, 9/12/18
Most Triples	1	Multiple Times, Last: M. Payton vs. Lehigh Valley, 9/6/18
Most Home Runs	2	P. Burrell @ Charlotte, 9/8/99
Most Extra Base Hits	2	Multiple Times, Last: G. Katoh @ Durham, 9/4/19
Most Total Bases	10	P. Burrell @ Charlotte, 9/8/99
Most RBI	6	J. Miranda @ Durham, 9/12/08
Most Runs	4	C. Basack @ Durham, 9/12/08
Most Walks	3	Last: D. Bernier vs. Gwinnett, 9/12/09
Most Intentional Walks	2	G. Alexander vs. Columbus, 9/15/92
Most Times HBP	2	2x, Last: K. Woods vs. Indianapolis, 9/12/00
Most GDP	2	K. Woods @ Buffalo, 9/9/00
Most Strikeouts	5	J. Vazquez @ Columbus, 9/9/10
Most SB	3	2x, Last: R. Gorecki @ Columbus, 9/9/10
Most CS	2	J. Francia vs. Richmond, 9/7/07

TEAM HITTING (GAME)

Most Runs (9 Innings)	20	@ Durham, 9/12/08
Most Runs (Extra Innings)	9	@ Columbus, 9/17/92
Fewest Runs	0	6x, Last: @ Durham, 9/12/17 @ Durham
Most Runs (Inning)	8	@ Durham, 9/12/08
Most Hits	18	@ Durham, 9/12/08
Fewest Hits	1	2x, Last: vs. Rochester, 9/9/06 & vs. Columbus, 9/10/10
Most Doubles	5	Multiple Times, Last: @ Durham, 9/12/08
Most Triples	2	2x, Last: @ Buffalo, 9/6/02 & vs. Columbus, 9/11/10
Most HR	4	@ Charlotte, 9/8/99
Most Extra-Base Hits	7	@ Pawtucket, 9/3/08 (4 2B, 3 HR)
Most SB	3	Multiple Times, Last: @ Columbus, 9/9/10
Most Walks	10	@ Durham, 9/12/08
Most Intentional Walks	2	vs. Columbus, 9/15/92
Most HBP	2	4x, Last: vs. Durham, 9/15/17
Most Strikeouts	16	@ Gwinnett, 9/16/16
Most Strikeouts (Extra Innings)	18	@ Buffalo, 9/9/01
Most GDP	2	Multiple Times, Last: @ Columbus, 9/8/10
Most Runners LOB	14	2x, Last: @ Lehigh Valley, 9/17/18
Fewest Runners LOB	1	vs. Pawtucket, 9/7/08
Most Opponents LOB	14	vs. Columbus, 9/9/10
Fewest Opponents LOB	3	vs. Buffalo, 9/7/00

MISCELLANEOUS

Largest Margin of Victory	18	@ Durham, 9/12/08
Largest Margin of Defeat	15	vs. Durham, 9/7/19
Largest Deficit Overcome	8	vs. Charlotte, 9/10/99
Most Combined Runs Scored	22	@ Durham, 9/12/08
Most Innings in a Game	19	@ Buffalo, 9/9/01
Longest Game Time (9 Innings)	3:31	vs. Charlotte, 9/10/99
Shortest Game Time (9 Innings)	1:54	vs. Lehigh Valley, 9/6/18
Longest Extra Inning Game	5:13	vs. Buffalo, 9/9/01
Most Stolen Bases Allowed	5	vs. Durham, 9/17/09
Largest Home Crowd	10,109	vs. Pawtucket, 9/11/92
Largest Road Crowd	12,109	@ Pawtucket, 9/2/12
Come From Behind Victories	14	Last: vs. Lehigh Valley, 9/9/17
Walkoff Wins	4	Last: vs. Gwinnett, 9/14/16
Last AB Victories	6	Last: @ Columbus, 9/9/10
Most Consecutive Scoreless IP	23.0	9/14/16 - 9/16/16

General Information

2023 Field Staff

2023 RailRiders

International League

2022 Review

All-Time Roster & Stats

SWB Records

Additional Information

SWB PLAYOFF RECORDS

INDIVIDUAL PITCHING (GAME)

Most Runs Allowed, Starter	9	H. Noesi vs. Columbus, 9/11/10
Most ER Allowed, Starter	9	H. Noesi vs. Columbus, 9/11/10
Most Hits Allowed	11	2x, Last: H. Noesi vs. Columbus, 9/11/10
Most HR Allowed, Starter	4	A. Schumaker @ Charlotte, 9/9/99
Most Extra Base Hits Allowed	6	A. Schumaker @ Charlotte, 9/9/99, (2 2B, 4HR)
Fewest Runs Allowed, Starter	0	Multiple Times, Last: D. German @ Durham, 9/13/17
Fewest Hits Allowed, Starter	1	D. German @ Durham, 9/13/17
Most Walks Allowed, Starter	4	Multiple Times, Last: M. King @ Durham, 9/6/19
Most Walks Allowed, Reliever	4	2x, Last: D. Garcia vs. Durham, 9/7/19
Most HBP's, Game	1	Multiple Times, Last: B. Koerner vs. Durham 9/7/19
Most Strikeouts, Game	12	P. Hughes @ Durham, 9/12/08
Most Innings Pitched (Starter)	9.0	N. Figueroa @ Indianapolis, 9/14/00
Most IP, Reliever	4.0	K. Igawa @ Durham, 9/16/09
Fewest IP, Starter	0.2	J. Montgomery vs. Gwinnett, 9/13/16
Most Wild Pitches, Game	2	2x, Last: N. Nelson vs. Durham 9/7/19
Most Consecutive Scoreless IP	10.0	P. Coke 9/8-9/14/16
Most Balks, Game	1	E. Thomas @ Indianapolis, 9/15/00

TEAM PITCHING (GAME)

Fewest Hits Allowed	3	2x, Last: @ Durham, 9/13/17
Fewest Runs Allowed	0	Multiple Times, Last: @ Durham, 9/13/17
Most Hits Allowed	18	vs. Charlotte, 9/12/99
Most Runs Allowed (Game)	17	vs. Durham, 9/7/19
Most Runs Allowed (Inning)	7	T4, vs. Columbus, 9/11/10
Most Strikeouts	15	@ Durham, 9/12/08
Most Walks	12	@ Columbus, 9/9/10
Fewest Walks	1	vs. Columbus, 9/11/10
Most Balks	1	@ Indianapolis, 9/15/00
Most Wild Pitches	2	vs. Durham, 9/7/19
Most IBB	3	@ Columbus, 9/17/92
Most HBP	2	Multiple Times, Last: Z. McAllister vs. Gwinnett, 9/12/09
Most Extra Base hits	6	@ Charlotte, 9/9/99 (2B-2 HR-4)
Most Doubles Allowed	3	2x, Last: vs. Durham, 9/7/19
Most Triples Allowed	1	Multiple Times, Last vs. Richmond, 9/7/07
Most HR's Allowed	4	@ Charlotte, 9/9/99

FIELDING (GAME)

Most Individual Chances	17	C. Stewart vs. Durham, 9/10/08
Most Putouts	17	C. Stewart vs. Durham, 9/10/08
Most Assists	7	Multiple Times, Last: L. Huff vs. Charlotte, 9/11/99
Most Errors (Individual)	2	Multiple Times, Last: D. Wathan vs. Rochester, 9/7/06
Most Errors (Team)	4	vs. Rochester, 9/7/06
Most Opponent Errors in a Game	4	vs. Buffalo, 9/9/00
Most DP Turned	2	Multiple Times, Last: vs. Durham, 9/10/08

SWB PLAYOFF RECORDS

MOST GAMES

Season - 9, Many Players
Career - 19, Juan Miranda

MOST HITS

Season - 16, Gary Alexander, 1992
Career - 21, Donovan Solano

HIGHEST AVERAGE

Season - .522, Pat Burrell, 1999
Career - .522, Pat Burrell

MOST AB

Season - 39, David Doster & Kenny Woods, 2000
Career - 74, Juan Miranda

MOST RUNS

Season - 9, Pat Burrell, 1999
Career - 10, Justin Christian & Donovan Solano

MOST DOUBLES

Season - 5, Gary Alexander, 1992
Career - 5, Gary Alexander & Donovan Solano

MOST TRIPLES

Season - 2, Kim Batiste, 1992
Career - 2, Kim Batiste, Jason Knupfer, Mark Payton

MOST HOME RUNS

Season - 3, Gary Alexander (1992), Pat Burrell (1999), Mike Ford (2018)
Career - 4, Mike Ford

MOST RBI

Season - 12, Gary Alexander, 1992
Career - 19, Juan Miranda

MOST STOLEN BASES

Season - 5, Justin Christian, 2008
Career - 5, Justin Christian

MOST WINS

Season; 2, (3x); Last: Giovanni Gallegos, 2016
Career; 3, Nelson Figueroa, Evan Thomas, Giovanni Gallegos

MOST LOSSES

Season - 1; Several Players
Career - 2; Kei Igawa, Brady Lail

LOWEST ERA (10 or more innings)

Season - 0.53, Nelson Figueroa, 2000
Career - 0.53, Nelson Figueroa

MOST SAVES

Season - 2, Kirk Bullinger, 2000
Career - 2, Kirk Bullinger

MOST INNINGS PITCHED

Season - 18.1, Evan Thomas, 2000
Career - 29.1, Brady Lail

MOST STRIKEOUTS

Season - 23, Phil Hughes, 2008
Career - 28, Brady Lail

General Information

2023 Field Staff

2023 Railriders

International League

2022 Review

All-Time Roster & Stats

SWB Records

Additional Information


YEARLY HITTING LEADERS

YR	AVG.		GAMES		AT-BATS		RUNS	
1989	Stanicek	.285	Miller	138	Miller	474	Miller	75
1990	Stanicek	.282	Rosario	143	Miller	508	Miller	82
1991	Schu	.321	Peguero	133	Peguero	506	Peguero	71
1992	Schu	.310	Alexander	120	Alexander	401	Castillo	59
1993	Rodriguez	.305	Longmire	120	Longmire	447	Amaro	76
1994	Schall	.285	Gilbert	141	Gilbert	547	Gilbert	81
1995	Jordan	.310	Gilbert	136	Gilbert	536	Gilbert	84
1996	Zuber	.311	Zuber	118	Zuber	412	Schall	66
1997	Zuber	.315	Relaford	131	Relaford	517	Zuber	85
1998	Anderson	.306	Doster	141	Doster	579	Anderson	104
1999	McMillon	.304	Magee	142	Magee	566	McMillon	97
2000	Anderson	.305	Rollins/Woods	133	Woods	512	Woods	89
2001	Forbes	.305	Orie	134	Forbes	514	Forbes	79
2002	Roberge	.300	Doster	143	Doster	579	Byrd	103
2003	Utley	.323	Valent/Chapman	134	Sefcik	492	Utley	80
2004	Collier	.326	Budzinski	135	Rushford	517	Budzinski	79
2005	Sandoval	.331	Coste	134	Coste	506	Victorino	93
2006	Ruiz	.307	Thurston	127	Thurston	479	Thurston	74
2007	Duncan, S	.295	Reese	115	Reese	433	Chavez, A	62
2008	Gardner	.296	Duncan, E	120	Duncan, E	437	Ransom	69
2009	Russo	.326	Jackson	132	Jackson	504	Duncan, S	85
2010	Montero/Nunez	.289	Montero	123	Nunez	464	Montero	66
2011	Parraz	.289	Parraz	126	Laird	462	Vazquez	67
2012	Mustelier	.303	Laird	130	Laird	503	Cust	63
2013	Neal	.325	D. Johnson	133	D. Johnson	459	D. Johnson	57
2014	Pirela	.305	Pirela	130	Pirela	535	Pirela	87
2015	Gamel	.300	Gamel	129	Gamel	500	Gamel	77
2016	Solano	.319	Solano	131	Solano	511	Gamel	80
2017	Solano	.282	Williams	106	Williams	399	Wade	68
2018	McBroom	.295	Ford	102	Ford	367	McBroom	49
2021	Brito	.251	Brito	107	Brito	375	Florial	65
2022	Florial	.283	Guzmán	105	Florial	403	Florial	66

YR	HITS		DOUBLES		TRIPLES		HOME RUNS	
1989	Miller	125	Stanicek	25	Bullock	8	Miller	13
1990	Miller	142	Miller	27	Morandini	10	Knabenschue	18
1991	Peguero	138	Schu	30	Peguero	9	Alexander	17
1992	Schu	124	Alexander	26	Batiste	6	Castillo	13
1993	Longmire	136	Longmire	36	Marsh	8	Manto	17
1994	Gilbert	139	Schall	35	Marsh	5	Schall	16
1995	Gilbert	141	Jordan	29	Tokheim	8	Schall	12
1996	Zuber	128	Battle	24	Butler/Otero	8	Schall	17
1997	Relaford	138	Zuber	37	Otero	5	Barron	18
1998	Anderson	176	Doster	38	Anderson	14	Magee	24
1999	Magee	160	McMillon	38	Frazier	7	Lovullo	21
2000	Woods	155	3 Tied	28	Rollins	11	Schall	21
2001	Forbes	157	Orie	34	Taylor	9	Valent	21
2002	Doster	171	Utley	39	Doster	10	Utley	17
2003	Utley	139	Chapman	36	Sefcik	4	Utley	18
2004	Ozuna	145	Rushford	30	Budzinski	15	Collier	14
2005	Victorino	153	Rushford	29	Victorino	16	Coste	20
2006	Thurston	135	Thurston	29	Thurston	9	Ruiz	16
2007	Chavez, A	125	Chavez, A/Duncan, E	26	Gonzalez	8	Duncan, S	25
2008	Ransom	108	Ransom	24	Gardner	11	Ransom	22
2009	Jackson	151	Miranda/Duncan, S	30	Jackson	9	Duncan, S	30
2010	Nunez	134	Montero	34	Corona/Golson/Gorecki	5	Montero	21
2011	Parraz	128	Parraz	28	Golson	7	Vazquez	32
2012	Laird	128	Laird	31	Dickerson	4	Cust	20
2013	D. Johnson	116	D. Johnson	26	Mesa	3	D. Johnson	21
2014	Pirela	163	Roller	24	Pirella	11	Almonte	18
2015	Gamel	150	Gamel/Refsnyder	28	Gamel	14	Roller	14
2016	Solano	163	Solano	33	Cave	6	Judge	19
2017	Solano/Wade/Williams	105	Solano	29	Fowler	8	Cave/Choi	15
2018	McBroom	106	Ford	21	Avelino	6	Ford	15
2019	McBroom	130	Amburgey	31	Wade	4	McBroom	26
2021	Brito	94	Alvarez	25	Velazquez	3	Gittens	14
2022	Florial	114	Florial	31	Cabrera	3	O. Peraza	19

YEARLY HITTING LEADERS

YR	RBI		WALKS		STRIKEOUTS		SB	
1989	Miller	62	Miller	75	Miller	101	Barrett	44
1990	Stanicek	76	Knabenschue	76	Knabenschue	108	Morandini	16
1991	Schu	57	Schu	50	Scarsone	81	Peguero	21
1992	Alexander	53	Schu/Dostal	45	Alexander	86	Peguero	14
1993	Manto	88	Manto	55	Longmire	71	Amaro	25
1994	Schall	89	Montoyo	74	Quinlan	91	Gilbert	20
1995	Tokheim	66	Gilbert	64	Gilbert	102	Holfield	21
1996	Schall	67	Zuber	58	Schall	92	Otero	15
1997	Doster	79	Zuber	79	Estalella	109	Relaford	29
1998	Anderson	86	Estalella	66	Held/Magee	102	Anderson	24
1999	Lovullo	106	Lovullo	78	Magee	124	Frazier	21
2000	Schall	80	Pritchett	56	Schall	94	Anderson/Rollins	24
2001	Valent	78	Orie	77	Michaels	126	Punto	33
2002	Doster	91	Punto	76	Byrd	98	Punto	42
2003	Chapman	82	Valent	60	Valent	102	Knupfer	13
2004	Ozuna	76	Machado	50	Budzinski	103	Ozuna	31
2005	Coste	89	Victorino	51	Budzinski	108	Victorino	17
2006	Ruiz	69	Scales	44	Kroeger	104	Roberson	25
2007	Duncan, S	79	Reese	54	Duncan, S	82	Thompson	24
2008	Ransom	71	Gardner	70	Ransom	115	Gardner	37
2009	Duncan, S	99	Duncan, S	64	Jackson	123	Jackson	24
2010	Montero	75	Montero	46	Golson	99	Nunez	23
2011	Vazquez	93	Parraz	42	Vazquez	166	Dickerson	18
2012	Laird	77	Cust	81	Cust	127	Dickerson	17
2013	D. Johnson	69	D. Johnson	93	Mesa	112	Mesa	13
2014	Almonte	69	Roller	49	Roller	125	Richardson	26
2015	Gamel	64	Roller	60	Roller	136	Gamel	13
2016	Solano	67	Diaz, J./Judge	47	Judge	98	Gamel	19
2017	Choi	69	Choi	39	Rodriguez	134	Wade	26
2018	Ford	52	Wade/Ford	37	McBroom	106	Wade	11
2019	McBroom	66	McBroom	58	Amburgey	112	Burns	14
2021	Brito	53	Park	46	Florial	112	Velazquez	29
2022	Alvarez	55	Florial	54	Florial	140	Florial	39



YEARLY PITCHING LEADERS

YR	WINS		LOSSES		ERA (Min. 115.0 inn.)		GAMES	
1989	Maddux/Ritchie	7	Dillard	16	Maddux	3.66	Moore	61
1990	Frohworth	9	Scanlan	11	Grimsley	3.93	Frohworth	67
1991	Ashby	11	Ashby/Mauser	11	Ashby	3.46	Ayrault	68
1992	Weston	10	Combs	7	Weston	3.16	Sims	44
1993	Abbott	12	Abbott	10	Abbott	3.95	Patterson	62
1994	Gaddy	9	Green	16	Gaddy	3.59	Patterson	52
1995	Springer	10	Springer	11	Deshaies	3.45	Ricci	68
1996	Crawford	9	Elliott	11	Crawford	4.54	Wiegandt	46
1997	Winston	7	Loewer	13	Loewer	4.60	Holman	48
1998	Maduro	12	Maduro	9	Nye	4.05	Troutman	43
1999	Bolton	11	Bolton/Johnson	10	Bolton	3.82	Scott	57
2000	Thomas	13	Thomas	10	Thomas	3.53	Johnson	56
2001	Duckworth	13	Thomas	13	Duckworth	2.63	Boyd	52
2002	Roa	14	Three with	6	Junge	3.54	Serrano/Wedel	43
2003	Madson	12	Hancock/Telemaco	9	Telemaco	3.24	Crowell	54
2004	Giese	12	Condrey	9	Yarnall	3.97	Giese	54
2005	Bacsik/Condrey	7	Bacsik	10	Condrey	4.15	Perez	58
2006	Mazone	13	White	9	Mazone	2.03	Cameron	45
2007	DeSalvo	9	Jackson	8	DeSalvo	2.70	Brower	38
2008	Igawa	14	Marquez	7	Igawa	3.45	Strickland	52
2009	Igawa	10	Igawa	8	Igawa	4.15	Claggett	39
2010	Nova	12	McAllister	10	Nova	2.86	Albaladejo	57
2011	Mitchell	13	Mitchell	9	Mitchel	3.18	Whelan	45
2012	Ortiz	13	Warren	9	Ortiz	3.45	Cedeno	53
2013	Bootcheck	10	Marshall	10	Bootcheck	3.69	Miller	43
2014	Leroux/Miller	6	Gordon/Tracy	6	Billings	5.06	Miller	36
2015	Davies	11	Davies	8	Davies	3.30	Rumbelow	37
2016	Severino	8	Green/Lail	6	Green	1.52	Webb	36
2017	Adams	11	Cessa	6	Adams	2.89	Jones	44
2018	Espinal	7	Rogers	8	Cortes	3.71	Espinal	41
2019	Feyereisen	10	Camarena	8	Adams	4.63	Feyereisen	40
2021	Sears	7	D. Garcia	7	D. Garcia	6.85*	Bristo/ Warren	38
2022	Krook	10	Krook/ Wesneski	9	Krook	4.09	Greene	48

* 90.2 Innings Pitched

YR	STARTS		COMPLETE GAMES		SHUTOUTS		SAVES	
1989	Dillard	26	O'Neal	5	O'Neal	2	Frohworth	7
1990	Scanlan	23	Mauser	4	Mauser/Ritchie	1	Frohworth	21
1991	Ashby	26	Ashby	6	Ashby	3	Baller	17
1992	Weston	24	Brink	5	Brink	2	Baller	22
1993	Abbott	27	Green	4	Brink	2	Mauser	10
1994	Green	26	Gaddy	5	Gaddy	2	Ricci	6
1995	Ilsley	29	Springer	4	Three with	1	Ricci	25
1996	Crawford	25	Crawford	3	Crawford	1	Blazier/Heflin	12
1997	Loewer	29	Loewer/Grace	4	Ruffcorn	2	Heflin	13
1998	Maduro	27	Loewer	5	Loewer/Nye	2	Scott	10
1999	Bolton	24	Bolton	4	Bolton	2	Grahe/Scott	10
2000	Thomas	27	Brownson	4	Thomas	2	Bullinger	12
2001	Duckworth	20	Figuerora	3	Duckworth	1	Boyd	12
2002	Junge	29	Myers	4	Myers	1	Zamora	15
2003	Hancock	27	Telemaco	3	Hancock/Telemaco	2	Gomes	14
2004	Condrey	27	Condrey/Powell	2	Ellis/Powell	1	Crowell	16
2005	Bacsik	27	Condrey	2	N/A	0	Perez	23
2006	Cummings	25	Floyd/Brito	2	Brito/Cummings/Hamels	1	Sanches	19
2007	DeSalvo	20	N/A	0	N/A	0	Brower	21
2008	Igawa	24	McCutchen/Igawa	2	McCutchen	2	Strickland	15
2009	Igawa	26	Severl	1	Wang	1	Albaladejo	11
2010	McAllister	24	Severl	1	N/A	0	Albaladejo	43
2011	Warren	27	Mitchell	3	Mitchell	2	Whelan	23
2012	Ortiz	27	Warren	2	Warren	1	Whelan	12
2013	Marshall	25	Bootcheck	2	N/A	0	Miller	6
2014	Billings	15	Billings/Leroux	1	N/A	0	Daley	9
2015	Davies	26	Mitchell/Hebert	1	Hebert	1	Ramirez	10
2016	Haynes	18	Cessa/Haynes/Swarzak	1	Cessa	1	Swarzak	7
2017	Lail	22	Cortes/C. Smith	1	C. Smith	1	Frieri	7
2018	Adams	23	Adams	2	Rogers	1	Carroll	9
2019	Koerner/Camarena	16	3 Tied With	1	Adams	1	Harvey	9
2021	D. Garcia	22	Boyle	1	Boyle	1	L. Garcia	11
2022	Krook	22	N/A	0	N/A	0	Weissert	18

YEARLY PITCHING LEADERS

YR	INNINGS	HITS	RUNS	ER
1989	Dillard	157.2	Dillard	92
1990	Scanlan	130.0	Scanlan	79
1991	Ashby	161.1	Ashby	78
1992	Weston	170.2	Weston	60
1993	Abbott	173.0	Abbott	85
1994	Gaddy	165.1	Green	110
1995	Ilsey	185.1	Springer	101
1996	Crawford	158.2	Crawford	87
1997	Loewer	184.0	Loewer	120
1998	Maduro	177.2	Maduro	123
1999	Bolton	153.0	Bolton	83
2000	Thomas	171.0	Bowers	73
2001	Duckworth	147.0	Thomas	68
2002	Junge	180.2	Junge	77
2003	Hancock	165.2	Hancock	78
2004	Condrey	155.0	Condrey	106
2005	Bacsik	160.1	Floyd	103
2006	Brito	147.2	Cummings	64
2007	DeSalvo	113.1	Jackson	57
2008	Igawa	156.1	Igawa	65
2009	Igawa	145.1	Igawa	75
2010	Nova	145.0	McAllister	82
2011	Mitchell	161.1	Warren	68
2012	Ortiz	169.1	Ortiz	75
2013	Marshall	138.2	Marshall	88
2014	Billings	80.0	Billings	49
2015	Davies	152.2	Davies	61
2016	Haynes	95.2	Haynes	60
2017	Lail	132.1	Lail	80
2018	Adams	113.0	Adams	65
2019	Koerner	112.0	Koerner	80
2021	D.Garcia	90.2	D. Garcia	73
2022	Krook	138.2	Krook	71

YR	HR	WALKS	STRIKEOUTS	WP
1989	Dillard	20	Dillard	64
1990	Scanlan	11	Grimley/Malone	78
1991	Ashby	12	Ashby	60
1992	Brink	15	Mauser	45
1993	Abbott/Fletcher	21	Abbott	62
1994	Green	25	Green	77
1995	Springer	19	Gaddy	56
1996	Grott	18	Crawford	63
1997	Loewer/Nye	20	Maduro	57
1998	Maduro	28	Maduro	68
1999	Shumaker	15	Bolton	52
2000	Bowers	19	Thomas	50
2001	Duckworth/Thomas	14	Beltran/Zamora	41
2002	Junge	16	Junge	67
2003	Telemaco	15	Hancock	46
2004	Condrey	23	Yarnall	56
2005	Bacsik	23	Floyd	66
2006	Cummings	18	Brito	55
2007	Jackson	11	DeSalvo	56
2008	Igawa	15	Igawa	45
2009	Igawa	21	Igawa	40
2010	McAllister	20	Sanchez	58
2011	Mitchell	13	Brackman	75
2012	Ortiz	18	Betances	69
2013	Marshall	17	Marshall	68
2014	Billings	9	Turley	43
2015	Davies	8	Mitchell/Davies	37
2016	Haynes	13	Haynes	42
2017	Lail	19	Adams	43
2018	Adams	16	Adams	58
2019	Camarena	21	Adams	38
2021	D.Garcia	21	D. Garcia	68
2022	Krook	19	Krook	73

General Information

2023 Field Staff

2023 Hall of Fame

International League

2022 Review

All-Time Roster & Stats

SWB Records

Additional Information

CAREER HITTING TOP-10

GAMES		AT-BATS		AVG. (394 PA)		HITS	
Doster	604	Doster	2,340	Collier	.326	Doster	665
Schall	588	Schall	2,075	Howard	.326	Zuber	590
Zuber	554	Zuber	1,932	Schu	.315	Schall	587
Legg	473	Magee Jr.	1,615	Victorino	.310	Magee Jr.	454
Magee Jr.	420	Russo	1,537	Ozuna	.308	Russo	438
Valent	391	Legg	1,498	Anderson	.306	Legg	402
Russo	385	Valent	1,444	McBroom	.306	Valent	357
Duncan, E	328	Marsh	1,217	Zuber	.305	Forbes	346
Rushford	327	Rushford	1,207	Christian	.304	Rushford	346
Forbes	323	Forbes	1,203	Ruiz/Solano	.303	Marsh	339

SINGLES		DOUBLES		TRIPLES		HR	
Doster	436	Doster	147	Budzinski	23	Schall	86
Zuber	424	Schall	133	Doster	23	Duncan	67
Schall	352	Zuber	125	Anderson	22	Magee Jr.	65
Russo	341	Magee Jr.	101	Marsh	20	Doster	59
Legg	325	Valent	91	Gamel	19	Estalella	51
Magee Jr.	275	Marsh	76	Zuber	18	Vazquez	50
Forbes	265	Russo	74	Taylor	17	Miranda	46
Rushford	245	Utley	73	Schall	16	Ford	45
Valent	218	Estalella	72	Victorino	16	Valent	42
Roberge	216	Rushford	72	Gardner	14	Utley	41

EXTRA-BASE HITS		TOTAL BASES		RUNS		RBI	
Schall	235	Doster	1,035	Doster	346	Schall	381
Doster	229	Schall	1,010	Zuber	316	Doster	368
Magee Jr.	179	Zuber	820	Schall	315	Zuber	283
Zuber	166	Magee Jr.	776	Magee Jr.	262	Magee Jr.	234
Valent	139	Valent	586	Russo	202	Duncan	222
Marsh	135	Marsh	572	Legg	196	Valent	213
Duncan, S.	131	Russo	568	Valent	196	Marsh	188
Estalella	126	Duncan, S.	540	Wade	184	Estalella	184
Burton	119	Miranda	525	Duncan, S.	181	Miranda	177
Utley	118	Legg	506	Estalella	177	Utley	172

ON BASE %		SLUGGING %		SACRIFICE FLIES		SAC HITS	
Howard	.421	Howard	.640	Doster	32	Legg	22
Zuber	.402	Duncan, S	.544	Schall	23	Budzinski	17
Russo	.397	Victorino	.534	Magee Jr.	19	Flores	17
Schu	.395	Barron	.528	Zuber	17	Diaz	16
Orie	.394	Vazquez	.520	Lieberthal	15	Medrano	16
Gardner	.391	Collier	.517	Utley	14	Doster	15
Robertson	.384	Ford	.514	McMillon	13	Montoyo	15
Collier	.383	McBroom	.513	Valent	13	Hannahan	15
Montoyo	.382	Manto	.503	Laird	13	Knupper/Sosa	14
Victorino	.377	McMillon	.498	Russo	13	Millette/Thurston	14

WALKS		STRIKEOUTS		HBP		SB	
Zuber	317	Schall	444	Schall	59	Punto	82
Schall	259	Doster	351	Utley	31	Wade	65
Doster	185	Magee Jr.	329	Doster	22	Gardner	61
Legg	181	Valent	301	Brantly	21	Doster	58
Estalella	178	Russo	295	Russo	21	Taylor	54
Magee Jr.	160	Estalella	268	Allen	19	Florial	52
Valent	158	Wade	268	Lieberthal	19	Russo	49
Miller	151	Vazquez	261	Cervelli/ Dietrich/	17	Anderson	48
Punto	151	Duncan, E	263	Hinch/ Russo		Barrett	44
Duncan, S.	150	Zuber	253			Christian	39

CAREER PITCHING TOP-10

GAMES		GAMES STARTED		INNINGS PITCHED		COMPLETE GAMES	
Giese	150	Combs	73	Combs	453.1	Green, T.	12
Crowell	144	Igawa	71	Igawa	447.0	Loewer	9
Fletcher	132	Thomas	67	Green, T.	413.1	Ashby	7
Patterson	125	Nye	63	Thomas	397.0	Brink	7
Geary	122	Green, T.	61	Nye	395.1	Combs	7
Fesh	117	Adams	59	Fletcher	362.0	Grace	7
Mauser	116	Telemaco	54	Mauser	347.1	Maduro	6
Sharts	113	Warren	54	Condrey	338.2	Several Tied At	5
Baller	105	Condrey	51	Telemaco	331.1		
Ricci	102	Williams/Lail	46	Lail	321.0		
WINS		LOSSES		SAVES		ERA (min. 115.0 IP)	
Igawa	33	Green, T.	41	Albaladejo	54	Mazone	2.04
Thomas	26	Combs	33	Baller	39	Kennedy	2.14
Giese	23	Thomas	25	Whelan	37	Gallegos	2.19
Nye	23	Mauser	24	Ricci	31	Nickle	2.21
Green, T.	21	Gaddy	23	Frohwirth	28	Green, C.	2.24
Mauser/Lail	21	Nye	22	Crowell	27	Duckworth	2.72
Williams	20	Fletcher	22	Heflin	25	Jacquez	2.74
Combs/Condrey		Igawa	22	Perez	23	Frohwirth	2.81
Telemaco		Lail	20	Brower	21	Cortes	2.93
				Gomes	21	Whitley/Beltran	2.96
RUNS		EARNED RUNS		STRIKEOUTS		WALKS	
Combs	289	Green, T.	251	Igawa	373	Combs	191
Green, T.	280	Combs	246	Nye	317	Green, T.	185
Nye	236	Nye	212	Fletcher	282	Gaddy	159
Fletcher	218	Igawa	199	Thomas	281	Fletcher	144
Igawa	215	Fletcher	188	Combs	277	Mauser	139
Lail	200	Lail	186	Green, T.	268	Nye	131
Thomas	199	Thomas	185	Telemaco	248	Thomas	129
Gaddy	193	Condrey	176	Krook	243	Maduro	125
Condrey	184	Floyd	165	Mauser	229	Igawa	123
Floyd	179	Maduro	162	Lail	228	Krook	122
HITS		HR		HBP		WILD PITCHES	
Combs	512	Igawa	57	Floyd	31	Fletcher	37
Igawa	451	Green, T.	55	Green, T.	23	Green, T.	29
Green, T.	446	Nye	46	White	19	Combs	26
Nye	422	Combs	43	Fletcher	17	Gaddy	24
Condrey	406	Lail	43	Gaddy	16	Floyd	20
Thomas	401	Fletcher	41	Adams	16	Grimmsley	20
Fletcher	352	Maduro	38	Bean	14	Baller	19
Lail	344	Thomas	38	Lee	14	Brackman	19
Gaddy	315	Condrey	37	Nye	14	Mitchell	18
Floyd	311	Junge/Telemaco/Adams	36	Juden/ Thomas/Combs	13	Patterson	17
SHUTOUTS		RELIEF APP.		RELIEF WINS			
Brink	4	Giese	140	Giese	19		
Ashby	3	Crowell	133	Feyereisen	18		
Bolton/ Fletcher	2	Patterson	123	Patterson	14		
Gaddy/ McCutchen		Fesh	117	Ayrault	13		
Loewer/ Powell		Sharts	109	Frohwirth	12		
O'Neal/ Hancock		Geary	108	Geary	12		
Ritchie/ Telemaco		Baller	104	Gallegos	11		
Ruffcorn/ Nye/ Mitchell		Ricci	101	Webb	11		
Thomas/ Williams		Feyereisen	101	Mauser	11		
		Wiegandt	100	Scott	11		

General Information

2023 Field Staff

2023 Ballplayers

International League

2022 Review

All-Time Roster & Stats

SWR Records

Additional Information

MISCELLANEOUS INFORMATION



REHABBING MAJOR LEAGUERS

PHILADELPHIA PHILLIES:

1989

Marvin Freeman (P)
Tom Nieto (C)
Steve Ontiveros (P)

1990

Ricky Jordan (1B)
Terry Mulholland (P)
Dickie Noles (P)

1991

Danny Cox (P)
Darren Daulton (C)
Jason Grimsley (P)
Ron Jones (OF)
Steve Ontiveros (P)

1992

Andy Ashby (P)
Tommy Greene (P)
Mike Hartley (P)
Ricky Jordan (1B)
Jim Lindeman (OF)
Ben Rivera (P)

1993

Todd Pratt (C)

1994

Larry Andersen (P)
Lenny Dykstra (OF)
Tommy Greene (P)
Dave Hollins (OF)
John Kruk (1B)
Ben Rivera (P)
Curt Schilling (P)
Kevin Stocker (SS)

1995

Toby Borland (P)
Tommy Greene (P)
Tom Marsh (OF)
Bobby Munoz (P)
David West (P)

1996

Mike Benjamin (SS)
Gregg Jeffries (1B)
Mike Mims (P)
Bobby Munoz (P)
Glenn Murray (OF)
Curt Schilling (P)
David West (P)

1997

Rob Butler (OF)
Tyler Green (P)
Rex Hudler (INF/OF)
Ken Ryan (P)

1998

Ricky Bottalico (P)
Yorkis Perez (P)
Ken Ryan (P)

1999

Bobby Estalella (C)
Tyler Green (P)
Steve Montgomery (P)
Tom Prince (C)
Desi Relaford (SS)

2000

Jason Boyd (P)
Jeff Brantley (P)
Wayne Gomes (P)
Curt Schilling (P)

2001

Dennis Cook (P)
Rob Ducey (OF)
Brian L. Hunter (OF)
David Newhan (2B)
Eddie Oropesa (P)
Vicente Padilla (P)
Randy Wolf (P)

2002

Dave Hollins (1B)
Robert Person (P)

2003

Marlon Byrd (OF)
David Coggin (P)
Tyler Houston (3B)
Hector Mercado (P)

2004

Vicente Padilla (P)
Brian Powell (P)
Placido Polanco (INF)
Amaury Telemaco (P)

2005

Marlon Byrd (OF)
Vicente Padilla (P)

2006

Chris Booker (P)
Mike Lieberthal (C)

NEW YORK YANKEES:

2007

Roger Clemens (P)
Jason Giambi (1B)
Phil Hughes (P)
Jeff Karstens (P)
Doug Mientkiewicz (1B)
Jose Veras (P)

2008

Wilson Betemit (INF)
Brian Bruney (P)
Sean Henn (P)
Jeff Karstens (P)

2009

Brian Bruney (P)
Brett Gardner (OF)
Damaso Marte (P)
Jose Molina (C)
Xavier Nady (OF)
Cody Ransom (INF)
Chien-Ming Wang (P)

2010

Alfredo Aceves (P)
Curtis Granderson (OF)
Sergio Mitre (P)
Chan-Ho Park (P)
Marcus Thames (OF)

2011

Luis Ayala (P)
Francisco Cervelli (C)
Freddy Garcia (P)
Alex Rodriguez (3B)
Rafael Soriano (P)

2012

Brett Gardner (OF)
Andy Pettitte (P)
David Phelps (P)
David Robertson (P)

2013

Joba Chamberlain (P)
Curtis Granderson (OF)
Derek Jeter (SS)
Ivan Nova (P)
Michael Pineda (P)
Alex Rodriguez (INF)

2014

Francisco Cervelli (C)
Shawn Kelley (P)
Michael Pineda (P)

2015

Dustin Ackley (OF)
Chris Capuano (P)
Slade Heathcott (OF)
Andrew Miller (P)
Ivan Nova (P)
Michael Pineda (P)
Jose Pirela (INF)
Brendan Ryan (INF)
Masahiro Tanaka (P)

2016

Conor Mullee (P)
Chris Parmelee (1B)
Chasen Shreve (P)
Mark Teixeira (1B)

2017

Starlin Castro (2B)
Garrett Cooper (1B)
Jacoby Ellsbury (OF)
Aaron Hicks (OF)
Matt Holliday (OF)
Gary Sanchez (C)

2018

Greg Bird (INF)
A.J. Cole (P)
Brandon Drury (INF)
Clint Frazier (OF)
Aaron Hicks (OF)
Tommy Kahnle (P)
Billy McKinney (OF)
Gary Sanchez (C)
Masahiro Tanaka (P)
Adam Warren (P)

2019

Edwin Encarnacion (INF)
Thairo Estrada (INF)
Domingo Germán (RHP)
Didi Gregorius (INF)
Ben Heller (RHP)
Aaron Hicks (OF)
Aaron Judge (OF)
Jonathan Loáisiga (RHP)
Cameron Maybin (OF)
Jordan Montgomery (LHP)
Gary Sanchez (C)
Luis Severino (RHP)
Giancarlo Stanton (OF)
Luke Voit (INF)

2021

Trey Amburgey (OF)
Miguel Andujar (INF/OF)
Zack Britton (LHP)
Domingo Germán (RHP)
Michael King (RHP)
Corey Kluber (RHP)
Ryan LaMarre (OF)
Darren O'Day (RHP)
Luis Severino (RHP)*
Jameson Tallion (RHP)
Gleyber Torres (INF)
Luke Voit (INF)
Justin Wilson (LHP)

2022

Albert Abreu (RHP)
Zack Britton (LHP)
Miguel Castro (RHP)
Aroldis Chapman (LHP)
Scott Effross (RHP)
Domingo Germán (RHP)
Jonathan Loáisiga (RHP)
Tim Lincecum (OF)
Ron Marinaccio (RHP)
Stephen Ridings (RHP)
Ben Rortvedt (C)
Luis Severino (RHP)

* Did Not Play

SWB WEEKLY AWARD WINNERS

BATTERS:		PITCHERS:	
1989	Keith Miller (5/14 - 5/20)	Gordan Dillard (7/16 - 7/22)	
1990	Keith Miller (8/26 - 9/3)	Jason Grimsley (4/15 - 4/22)	
		Wally Ritchie (5/20 - 5/26)	
		Jose DeJesus (5/27 - 6/2)	
		Jose DeJesus (6/3 - 6/9)	
1991	Rick Schu (8/4 - 8/10)	Andy Ashby (6/2 - 6/8)	
		Andy Ashby (6/21 - 6/27)	
		Andy Ashby (8/11 - 8/17)	
1992	Braulio Castillo (4/9 - 4/18)	Brad Brink (4/26 - 5/2)	
	Tom Marsh (5/17 - 5/23)	Ben Rivera (7/19-7/25)	
	Gary Alexander (5/31 - 6/6)	Mickey Weston (8/2-8/8)	
	Todd Pratt (6/28 - 7/4)	Tommy Greene (8/23-8/29)	
1993	Tom Marsh (5/2 - 5/8)	Tyler Green (8/22 - 8/28)	
		Brad Brink (8/29 - 9/4)	
1994		Bob Gaddy (4/17 - 4/23)	
		Bob Gaddy (7/10 - 7/16)	
1995		Bobby Munoz (7/17 - 7/23)	
1996	Glenn Murray (4/19 - 5/5)	Carlos Crawford (7/15 - 7/21)	
1997	Tony Barron (5/5 - 5/11)	Scott Ruffcorn (5/26 - 6/1)	
	Tony Barron (5/12 - 5/18)	Mike Grace (7/28 - 8/3)	
	Mike Robertson (6/2 - 6/8)		
	Bobby Estalella (6/9 - 6/15)		
1998	Tony Barron (7/25 - 8/2)	Carlton Loewer (4/27 - 5/3)	
		Ryan Nye (8/10-8/16)	
		Ryan Nye (8/24 - 8/30)	
1999	Jon Zuber (4/26 - 5/2)	Randy Wolf (4/8 - 4/18)	
		Rod Bolton (4/26 - 5/2)	
		Barry Johnson (6/7 - 6/13)	
		Robert Dodd (8/23 - 8/29)	
2000	Tomas Perez (5/22 - 5/29)	Evan Thomas (7/3 - 7/9)	
	Jimmy Rollins (7/10 - 7/16)		
	Gene Schall (7/17 - 7/23)		
2001	Kevin Orie (7/23 - 7/29)		
2002	Johanny Estrada (5/6 - 5/12)	Brett Myers (4/22 - 4/28)	
	Eric Lunge (5/13 - 5/19)		
2003	Josh Hancock (4/21-4/27)		
	Josh Hancock (6/16 - 6/22)		
	Josh Hancock (8/11 - 8/17)		
2004	Jim Rushford (6/7 - 6/13)		
	Shawn Wooten (8/16 - 8/22)		
2005	Danny Sandoval (6/20 - 6/26)		
	Shane Victorino (7/25 - 7/31)		
	Shane Victorino (8/8 - 8/14)		
2006	Brennan King (7/10 - 7/16)	Cole Hamels (4/24 - 4/30)	
		Cole Hamels (5/1 - 5/7)	
		Eude Brito (7/3 - 7/9)	
		Brian Mazone (8/7 - 8/13)	
		Jeremy Cummings (8/28 - 9/4)	
2007	Shelley Duncan (4/5 - 4/15)	Steven White (6/25 - 7/1)	
		Phil Hughes (7/23 - 7/29)	
2008	Nick Green (8/25 - 9/1)	Darrell Rasner (4/21 - 4/28)	
		Jeff Karstens (6/16 - 6/23)	
		Darrell Rasner (4/21 - 4/28)	
2009	Juan Miranda (4/9 - 4/13)	Sergio Mitre (7/6 - 7/13)	
	Shelley Duncan (4/27 - 5/4)	Josh Towers (7/27-8/3)	
		Josh Towers (8/17 - 8/24)	
2010		Jonathan Albaladejo (7/5 - 7/12)	
		Jonathan Albaladejo (7/12 - 7/19)	
		Tim Redding (7/26 - 8/2)	
		Jason Hirsh (8/2 - 8/9)	
2011	Jorge Vazquez (4/11 - 4/17)	D.J. Mitchell (8/29 - 9/5)	
	Jorge Vazquez (7/25 - 4/31)		
	Justin Maxwell (5/23 - 5/29)		
2012	Dewayne Wise (4/9 - 4/16)	Ramon Ortiz (5/21 - 5/29)	
	Steve Pearce (5/7 - 5/14)		
	Russell Branyan (6/4 - 6/11)		
2013	Zolio Almonte (4/29 - 5/5)	Vidal Nuno (4/15 - 4/21)	
	Melky Mesa (8/5 - 8/11)	Chien-Ming Wang (5/27 - 6/2)	
	Ronniere Mustelier (8/9 - 8/25)		
2014	Jose Pirela (5/26 - 6/1)	Bryan Mitchell (7/21 - 7/27)	
2015	Rob Refsnyder (5/11 - 5/17)		
	Cole Figueroa (5/25 - 5/31)		
	Greg Bird (8/3 - 8/9)		
	Ali Castillo (8/31 - 9/7)		
2016	Kyle Higashioka (6/6 - 6/12)	Jonathan Holder (8/22 - 8/28)	
	Aaron Judge (6/20 - 6/26)		
2017	Dustin Fowler (4/24 - 4/30)		
	Jake Cave (7/17 - 7/23)		
	Billy McKinney (7/24 - 7/30)		
2018	Gleyber Torres (4/9 - 4/15)		
	Brandon Drury (6/11 - 6/17)		
2019	Breyvic Valera (5/20 - 5/26)		
	Mike Ford (6/24 - 6/30)		
2021	Chris Gittens (6/21 - 6/27)	Deivi Garcia (5/11 - 5/16)	
		Luis Gil (7/19 - 7/25)	
		Sean Boyle (8/16 - 8/22)	
2022	Estevan Florial (6/27 - 7/03)	Matt Krook (6/27 - 7/03)	
		Clarke Schmidt (8/08 - 8/14)	

INTERNATIONAL LEAGUE ALL-STARS

	MID-SEASON ALL-STAR:	POSTSEASON ALL-STAR:
1989	<u>Keith Miller</u>	
1990	<u>Keith Miller</u> <u>Bill Dancy</u>	Todd Frohwirth
1991	<u>Steve Scarfone</u>	
1992	<u>Steve Scarfone</u> <u>Rick Schu</u>	Steve Scarfone Lee Elia
1993	<u>Tony Longmire</u> <u>George Culver</u>	Tony Longmire
1994	<u>Gene Schall</u> <u>Mike Quade</u>	
1995	<u>Kevin Jordan</u> <u>David Tokheim</u> <u>Craig Strobel</u>	Kevin Jordan
1996	<u>Jon Zuber</u>	
1997	<u>Tony Barron</u> <u>Jon Zuber</u> <u>Bobby Eatalella</u>	Tony Barron Bobby Estalella
1998	<u>Bobby Estalella</u> <u>Calvin Maduro</u>	
1999	<u>Jon Zuber</u>	
2000	<u>Gary Bennett</u> <u>Marlon Anderon</u> <u>Marc Bombard</u>	Gary Bennett Marlon Anderson
2001	<u>Kevin Orie</u> <u>B. Duckworth</u> <u>P.J. Forbes</u> <u>Nelson Figueroa</u> <u>Eric Valent</u>	Kevin Orie B. Duckworth P.J. Forbes
2002	<u>Joe Roa *</u> <u>Johnny Estrada</u> <u>Nick Punto</u> <u>Peter Zamora</u>	Joe Roa Johnny Estrada Nick Punto David Doster Marlon Byrd Marc Bombard
2003	<u>Travis Chapman</u> <u>Ryan Madson</u> <u>Chase Utley</u> <u>Marc Bombard</u>	Chase Utley
2004	<u>Lou Collier</u> <u>Jim Crowell</u> <u>Dan Giese</u> <u>Jim Rushford</u>	
2005	<u>Chris Coste</u>	<u>Shane Victorino</u>
2006	<u>Joe Thurston</u>	Joe Thurston Carlos Ruiz John Russell
2007	<u>Shelley Duncan</u> <u>Jim Brower</u>	Shelley Duncan Dave Miley
2008	<u>Dave Miley</u>	
2009	<u>Zach Kroenke</u> <u>Chris Stewart</u> <u>Austin Jackson</u> <u>Shelley Duncan</u>	Kevin Russo Shelley Duncan
2010	<u>Jonathan Albaladejo</u> <u>Jesus Montero</u> <u>Eduardo Nunez</u>	Jonathan Albaladejo Jesus Montero Eduardo Nunez
2011	<u>Adam Warren</u>	<u>Jorge Vazquez</u>
2012	<u>Juan Cedenio</u>	Dave Miley
2013	<u>Chris Bootcheck</u> <u>Thomas Neal</u>	
2014	<u>Jose Pirela</u>	
2015	<u>Kyle Roller</u> <u>Austin Romine</u>	Ben Gamel
2016	<u>Ben Gamel</u> <u>Chad Green</u> <u>Aaron Judge</u> <u>Gary Sanchez</u>	Ben Gamel Aaron Judge Gary Sanchez Donovan Solano
2017	<u>Dustin Fowler</u> <u>Caleb Smith</u>	Tyler Wade
2018	<u>Cody Carroll</u> <u>Brandon Drury</u>	
2019	<u>Mike Ford</u> <u>J.P. Feyerisen</u> <u>Ryan McBroom</u> <u>Kyle Higashioka</u>	Ryan McBroom
2022		Greg Weissert

General Information

2023 Field Staff

2023 Pitchers

International League

2022 Review

All-Time Roster & Stats

SWB Records

Additional Information

INTERNATIONAL LEAGUE AWARDS

MOST VALUABLE PLAYER



SHANE VICTORINO – 2005

Shane Victorino became the first Scranton/Wilkes-Barre player to win the International League's Most Valuable Player Award in 2005. At mid-season he was not even named to the All-Star team. However, a strong second half propelled him to the league's highest honor and a place on the post-season All-Star team. Overall he finished 6th in batting (.310), 2nd in runs (93), 1st in triples (16), 2nd in total bases (264), 5th in extra-base hits (59), 5th in slugging (.534) and 8th in OBP (.377). In addition he slugged 18 HR and drove in 70.



SHELLEY DUNCAN – 2009

Shelley Duncan was the second Scranton/Wilkes-Barre player and first Yankee to win the award for his outstanding 2009 season. Duncan established a new franchise record by clubbing 30 home runs. He led the International League in home runs, RBI (99), extra-base hits (61), runs scored (85) and total bases (247). All this despite missing 20 games due to multiple big league callups. This combined with mid-season and post-season all-star selections made Duncan's 2009 season one of the best in franchise history.



BEN GAMEL – 2016

Ben Gamel became the third Scranton/Wilkes-Barre player and first RailRider to win the award after an All-Star-caliber performance in 2016. The Neptune Beach, Fla. native owned the circuit's sixth-best batting average (.308) and finished fourth in the IL with 149 hits. He led the league with 80 runs scored to go with 26 doubles, five triples, six home runs, 51 RBI and led the team with 19 stolen bases. Gamel was the International League Rookie of the Year in 2015.

INTERNATIONAL LEAGUE AWARDS


PITCHER OF THE YEAR



BRANDON DUCKWORTH – 2001

Brandon Duckworth became the first Scranton/Wilkes-Barre player to earn either of the International League's top honors. He signed with Philadelphia as a non-drafted free agent in 1997 and made his Triple-A debut four years later.

Over 22 games in 2001, including 20 starts, Duckworth went 13-2 with a 2.63 ERA. 13 wins tied him for the league lead and his 150 strikeouts were the second-most in a single Red Barons at the time, just two shy of the franchise record.



JOE ROA – 2002

Joe Roa followed Brandon Duckworth's remarkable campaign with a stellar season of his own in 2002. The right-hander was traded to Philadelphia at the end of Spring Training in 2002, ultimately appearing in 14 games for the Phillies.

His time with Scranton/Wilkes-Barre leading to the big league call was nothing short of spectacular, posting a 14-0 record over 17 starts with a 1.95 ERA. Roa struck out 74 and walked 16 over 111 innings en route to being tabbed as the league's top arm, despite going to the Majors in July and staying there the remainder of the year.



GREG WEISSERT – 2022

Greg Weissert became the third Scranton/Wilkes-Barre player and first RailRider to win the International League's top pitching honor. He was named as both the league's Pitcher of the Year as well as the top relief pitcher.

Weissert appeared in 42 games for the RailRiders in 2022, going 2-1 with 18 saves and a 1.69 ERA while striking out 70 over 48 innings pitched. The Yankees signed the right-hander to a Major League deal on August 25 and he made his big league debut that night.

General Information

2023 Field Staff

2023 RailRiders

International League

2022 Review

All-Time Roster & Stats

SWB Records

Additional Information

SEASON & HOME OPENERS

SEASON OPENERS:

YEAR	DATE	OPPONENT	SCORE	WIN	LOSS	SAVE	ATT.
1989	4/6	@ Rochester	L 3-1	Schilling	Dillard	Huisman	4,322
1990	4/6	Rochester	L 6-3	M. Jones	Freeman	Tirado	9,247
1991	4/10	@ Syracuse	W 9-2	Ruffin	Guzman	--	3,969
1992	4/9	Syracuse	W 7-6	Ayrault	Linton	Chapin	7,223
1993	4/8	Richmond	L 9-0	Birkbeck	Brink	--	8,625
1994	4/7	Columbus	L 7-4	Ojala	Dunne	Quirico	6,227
1995	4/7	@ Rochester	L 7-3	McGehee	Ilsley	--	7,775
1996	4/4	Ottawa	L 2-1	Bullinger	Wiegandt	Pachecho	5,394
1997	4/3	Richmond	W 9-5	Nye	Woodall	--	6,376
1998	4/9	@ Ottawa	W 5-1	Loewer	Boskie	--	3,400
1999	4/8	Pawtucket	W 7-0	Wolf	Pena	--	5,537
2000	4/6	Rochester	L 6-3	Towers	Shumaker	--	6,268
2001	4/5	Ottawa	L 4-3	Bridges	Thomas	Scanlan	8,050
2002	4/4	@ Ottawa	L 1-0	Blank	Myers	Cubillan	3,114
2003	4/3	Ottawa	L 5-4	Carrasco	Telemaco	Garcia	12,117
2004	4/8	@ Ottawa	L 2-0	Borkowski	Hancock	Cubillan	2,650
2005	4/8	Norfolk	L 7-4	McGinley	Giese	Bell	4,711
2006	4/6	@ Columbus	L 13-1	Henn	Davis	--	8,218
2007	4/5	Norfolk	L 7-5	Green	Beam	Doyne	10,310
2008	4/3	Lehigh Valley	W 4-0	Igawa	Happ	--	8,381
2009	4/9	@ Lehigh Valley	W 11-3	Claggett	Borkowski	--	10,000
2010	4/8	Buffalo	W 1-0	Melancon	O'Connor	--	6,511
2011	4/7	@ Lehigh Valley	L 7-2	Worley	Phelps	--	9,255
2012	4/5	@ Lehigh Valley	L 3-0	Cloyd	Delcarmen	Schwimer	9,722
2013	4/4	Pawtucket	L 8-4	Wilson	Miller	--	8,443
2014	4/3	@ Syracuse	W 4-1	Billings	Rosenbaum	Daley	6,661
2015	4/9	Syracuse	W 8-3	Rumbelow	Rivero	--	7,493
2016	4/7	Rochester	L 3-0	Kintzler	Green	Graham	10,000
2017	4/8	@ Buffalo	L 4-2	Grube	Barbato	Darnes	7,418
2018	4/8	Syracuse	W 6-5	Feyereisen	Smith	--	9,327
2019	4/4	@ Buffalo	L 8-3	Waguespack	Gonzalez	--	12,898
2021	5/04	@Syracuse	L 5-2	Eickhoff	Montgomery	Smith	2,163
2022	4/05	@Syracuse	W 5-0	Krook	Szapucki	--	6,572

HOME OPENERS:

YEAR	DATE	OPPONENT	SCORE	WIN	LOSS	SAVE	ATT.
1989	4/26	Tidewater	L 9-2	Whitehurst	Martin	Edens	10,958
1990	4/6	Rochester	L 6-3	M. Jones	Freeman	Tirado	9,247
1991	4/15	Pawtucket	W 9-4	Ruffin	Manzanillo	--	9,235
1992	4/9	Syracuse	W 7-6	Ayrault	Linton	Chapin	7,223
1993	4/8	Richmond	L 9-0	Birkbeck	Brink	--	8,625
1994	4/7	Columbus	L 7-4	Ojala	Dunne	Quirico	6,227
1995	4/10	Norfolk	W 4-1	Springer	Telgheder	Innis	6,675
1996	4/4	Ottawa	L 2-1	Bullinger	Wiegandt	Pachecho	5,394
1997	4/3	Richmond	W 9-5	Nye	Woodall	--	6,376
1998	4/13	Syracuse	L 4-3	Romano	Nye	Johnson	6,777
1999	4/8	Pawtucket	W 7-0	Wolf	Pena	--	5,537
2000	4/6	Rochester	L 6-3	Towers	Shumaker	--	6,268
2001	4/5	Ottawa	L 4-3	Bridges	Thomas	Scanlan	8,050
2002	4/8	Buffalo	W 7-4	Roa	Drew	Zamora	8,001
2003	4/3	Ottawa	L 5-4	Carrasco	Telemaco	Garcia	12,117
2004	4/14	Buffalo	L 7-4	Guthrie	Jimenez	--	3,723
2005	4/8	Norfolk	L 7-4	McGinley	Giese	Bell	4,711
2006	4/14	Norfolk	L 6-4	Fortunato	Sanches	Bell	5,113
2007	4/5	Norfolk	L 7-5	Green	Beam	Doyne	10,310
2008	4/3	Lehigh Valley	W 4-0	Igawa	Happ	--	8,381
2009	4/17	Rochester	W 11-0	Hughes	Santos	--	8,266
2010	4/8	Buffalo	W 1-0	Melancon	O'Connor	Albaladejo	6,511
2011	4/13	Buffalo	L 4-0	Mejia	Phelps	--	3,637
2012*	4/14	Syracuse	W 6-3	Warren	Duke	Eppley	3,928
2013	4/4	Pawtucket	L 8-4	Wilson	Miller	--	8,443
2014	4/10	Syracuse	W 7-2	Burawa	Tatusko	Montgomery	6,870
2015	4/9	Syracuse	W 8-3	Rumbelow	Rivero	--	7,493
2016	4/7	Rochester	L 3-0	Kintzler	Green	Graham	10,000
2017	4/10	Lehigh Valley	W 2-0	Cessa	Appel	Frieri	11,515
2018	4/8	Syracuse	W 6-5	Feyereisen	Smith	--	9,327
2019	4/11	Buffalo	W 9-8 (10)	Coshow	Law	--	10,000
2021	5/11	Lehigh Valley	W 6-0	Garcia	Rosso	--	2,910
2022	4/12	Norfolk	L 3-1	Hartman	Krook	Vespi	4,559

SWB FRANCHISE FIRSTS

SCRANTON/WILKES-BARRE RAILRIDERS FIRSTS

AB:	David Adams	April 4, 2013	vs. Pawtucket
Hit:	Corban Joseph	April 4, 2013	vs. Pawtucket
Run:	Corban Joseph	April 4, 2013	vs. Pawtucket
RBI:	Melky Mesa	April 4, 2013	vs. Pawtucket
2B:	David Adams	April 4, 2013	vs. Pawtucket
3B:	Melky Mesa	April 16, 2013	@ Rochester
HR:	Melky Mesa	April 8, 2013	vs. Rochester
BB:	Zolio Almonte	April 4, 2013	vs. Pawtucket
K:	Dan Johnson	April 4, 2013	vs. Pawtucket
SB:	Dan Johnson	April 4, 2013	vs. Pawtucket
CS:	Melky Mesa	April 5, 2013	vs. Pawtucket
HBP:	Melky Mesa	April 7, 2013	vs. Pawtucket
E:	Zolio Almonte	April 4, 2013	vs. Pawtucket
Win:	Ryan Pope	April 8, 2013	vs. Rochester
Loss:	Jim Miller	April 4, 2013	vs. Pawtucket

SCRANTON/WILKES-BARRE YANKEES FIRSTS

Pitch:	Tyler Clippard	April 5, 2007	vs. Norfolk
AB:	Kevin Thompson	April 5, 2007	vs. Norfolk
Hit:	Angel Chavez	April 5, 2007	vs. Norfolk
Run:	Kevin Thompson	April 5, 2007	vs. Norfolk
RBI:	Angel Chavez	April 5, 2007	vs. Norfolk
2B:	Eric Duncan	April 5, 2007	vs. Norfolk
3B:	Alberto Gonzalez	April 11, 2007	vs. Richmond
HR:	Chris Basak	April 5, 2007	vs. Norfolk
BB:	Kevin Thompson	April 5, 2007	vs. Norfolk
K:	Eric Duncan	April 5, 2007	vs. Norfolk
SB:	Kevin Thompson	April 5, 2007	vs. Norfolk
CS:	Kevin Thompson	April 7, 2007	vs. Norfolk
HBP:	Kevin Thompson	April 6, 2007	vs. Norfolk
E:	Bronson Sardinha	April 6, 2007	vs. Norfolk
Win:	Phil Hughes	April 6, 2007	vs. Norfolk
Loss:	TJ. Beam	April 5, 2007	vs. Norfolk

SCRANTON/WILKES-BARRE RED BARONS FIRSTS

AB:	Kevin Bootay	April 6, 1989	@ Rochester
Hit:	Ron Salcedo	April 6, 1989	@ Rochester
Run:	Matt Cimo	April 6, 1989	@ Rochester
RBI:	Tommy Barrett	April 6, 1989	@ Rochester
2B:	Greg Legg	April 7, 1989	@ Syracuse
3B:	Steve Stanicek	April 8, 1989	@ Syracuse
HR:	Al Pardo	April 14, 1989	@ Rochester
BB:	Kevin Bootay	April 6, 1989	@ Rochester
K:	Tommy Barrett	April 6, 1989	@ Rochester
SB:	Kevin Bootay	April 7, 1989	@ Rochester
CS:	Matt Cimo	April 6, 1989	@ Rochester
HBP:	Al Pardo	April 6, 1989	@ Rochester
E:	Gordon Dillard	April 6, 1989	@ Rochester
Win:	vs Rochester	April 14, 1989	@ Rochester
Loss:	vs Rochester	April 6, 1989	@ Rochester

General Information

2023 Field Staff

2023 Railriders

International League

2022 Review

All-Time Roster & Stats

SWB Records

Additional Information

ATTENDANCE HISTORY

YEARLY ATTENDANCE

YEAR	TOTAL	DATES	AVERAGE
1989	445,000	57	7,807
1990	545,844	66	8,270
1991	546,533	68	8,037
1992	560,454	68	8,242
1993	542,558	68	7,979
1994	476,053	66	7,212
1995	489,040	68	7,192
1996	458,033	64	7,156
1997	441,410	65	6,897
1998	406,735	67	6,071
1999	439,171	68	6,458
2000	458,584	65	7,055
2001	452,007	70	6,457
2002	460,596	70	6,580
2003	427,445	66	6,476
2004	402,676	65	6,195
2005	400,726	70	5,725
2006	376,284	68	5,534
2007	580,908	66	8,802
2008	485,999	68	7,147
2009*	358,888	58	6,188
2010	338,731	68	4,981
2011	298,098	65	4,586
2012#	272,168	69	3,944
2013	435,839	68	6,409
2014	401,618	68	5,906
2015	402,731	70	5,753
2016	424,991	70	6,071
2017	439,412	68	6,462
2018	386,819	63	6,140
2019	414,891	65	6,383
2021	236,559	58	4,596
2022	236,559	58	4,596
TOTAL**	13,511,351	2,050	6,606

* Includes 23,282 for four home games played away from PNC Field

Spent season on road due to renovations to PNC Field. Home games were played at Rochester (37 games), Syracuse (10), Lehigh Valley (8), Batavia, NY (7), Buffalo (6), Pawtucket (4)

LARGEST BY TEAM

TEAM	TOTAL	DATE
Buffalo	11,045	July 4, 2006
Charlotte	11,502	June 13, 1996
Columbus	12,092	July 4, 2004
Denver	10,050	August 3, 1990
Durham	12,048	May 14, 2004
Indianapolis	10,016	May 24, 2000
Iowa	10,417	June 26, 1990
Lehigh Valley	11,515	April 10, 2017
Louisville	10,544	July 14, 1990
Nashville	9,515	June 15, 1991
OKC	10,100	May 20, 1990
Omaha	10,081	August 4, 1990
Ottawa	12,241	July 4, 2002
Pawtucket	12,257	July 4, 2003
Richmond	12,142	June 7, 1992
Rochester	11,300	July 24, 1993
Syracuse	11,647	July 4, 1992
Norfolk/Tidewater	11,637	July 5, 1996
Toledo	11,432	June 12, 1993
Worcester	7,876	August 12, 2022

LARGEST HOME CROWDS

DATE	TOTAL	OPPONENT
1 July 4, 2003	12,257	Pawtucket
2) July 4, 2002	12,241	Ottawa
3) June 7, 1992	12,142	Richmond
4) April 3, 2003	12,117	Ottawa
5) July 4, 2004	12,092	Columbus
6) May 14, 2004	12,048	Durham
7) August 22, 1992	11,914	Richmond
8) July 20, 1994	11,714	Ottawa
9) July 25, 1992	11,659	Pawtucket
10) July 4, 1992	11,647	Syracuse

ORGANIZATIONAL AWARDS

SCRANTON/WILKES-BARRE PLAYERS OF THE YEAR

HITTER		PITCHER		HITTER		PITCHER	
1989	Tommy Barrett	1989	Wally Ritchie	2006	Carlos Ruiz	2006	Brian Mazone
1990	Keith Miller	1990	Todd Frohwirth	2007	Shelley Duncan	2007	Matt DeSalvo
1991	Rick Schu	1991	Andy Ashby	2008	Juan Miranda	2008	Kei Igawa
1992	Rick Schu	1992	Jay Baller	2009	Shelley Duncan	2009	Zach Kroenke
1993	Victor Rodriguez	1993	Kyle Abbott	2010	Jesus Montero	2010	Jonathan Albaladejo
1994	Gene Schall	1994	Robert Gaddy	2011	Jorge Vazquez	2011	D.J. Mitchell
1995	Shawn Gilbert	1995	Chuck Ricci	2012	Tyler Austin*	2012	Mark Montgomery*
1996	Jon Zuber	1996	Carlos Crawford	2013	Greg Bird	2013	Shane Greene
1997	David Doster	1997	Darrin Winston	2014	Rob Refsnyder	2014	Luis Severino
1998	Marlon Anderson	1998	Calvin Maduro	2015	-----	2015	-----
1999	Torey Lovullo	1999	Darryl Scott	2016	Aaron Judge	2016	-----
2000	Gary Bennett	2000	Evan Thomas	2017	Miguel Andujar	2017	Domingo Acevedo
2001	P.J. Forbes	2001	Brandon Duckworth	2018	-----	2018	Michael King
2002	David Doster	2002	Joe Roa	2019	-----	2019	Deivi Garcia
2003	Chase Utley	2003	Geoff Geary	*Beginning in 2012, the Yankees announced one MiLB Player of the Year & Pitcher of the Year as opposed awards for each affiliate.			
2004	Lou Collier	2004	Jim Crowell/Dan Giese				
2005	Shane Victorino	2005	Eude Brito				

INTERNATIONAL LEAGUE MANAGER OF THE YEAR

1992:	Lee Elia	2007:	Dave Miley
2002:	Marc Bombard	2012:	Dave Miley*
2006:	John Russell	2016:	Al Pedrique
		2017:	Al Pedrique

*Named 2012 MiLB Manager of the Year by *Baseball America*

BASEBALL FEVER TENTH MAN AWARD

2003:	Geoff Geary	2007:	Angel Chavez
2004:	Buzz Hannahan	2008:	Chris Stewart
2005:	Shane Victorino	2009:	Eric Duncan
2006:	Ryan Fleming	2010:	Zack Segovia

*2010 was the final year the Baseball Fever Tenth Man Award

SCRANTON/WILKES-BARRE COMMUNITY SERVICE AWARD

2000:	Evan Thomas	2006:	Ryan Fleming
	Fausto Tejero	2007:	Ben Kozlowski
2001:	Thomas Jacquez	2008:	Nick Green
2002:	Geoff Geary	2009:	Mark Melancon
2003:	Travis Chapman	2010:	Zack Segovia
	Greg Kubes	2011:	Eric Wordekemper
2004:	Greg Kubes		
2005:	Shane Victorino		

*Award ceased after the conclusion of the 2011 season

INTERNATIONAL LEAGUE BATTING CHAMPION

2005:	Danny Sandoval (.331)
-------	-----------------------

INTERNATIONAL LEAGUE MONTHLY AWARD

2001:	RHP Brandon Duckworth (July)
2016:	OF Aaron Judge (June)
2017:	OF Jake Cave (July)
2018:	RHP Michael King (August)

MISCELLANEOUS ACCOMPLISHMENTS

TRIPLE PLAYS

DATE	OPPONENT	TEAM BATTING	BATTER	SEQUENCE
6/5/1997	@Norfolk	Norfolk	Chris Saunders	L6-6-3
6/8/2019	Syracuse	SWB	Mike Tauchman	L3-3-5

The only triple play turned by Scranton/Wilkes-Barre in team history occurred June 5, 1997 at the Norfolk Tides. In game two of a doubleheader, singles by Wes Chamberlain and Phil Geisler put runners on first and second. Chris Saunders then hit a soft liner to shortstop Desi Relaford who stepped on second doubling up Chamberlain then threw to first to complete the triple play.

SWITCH-HIT HOME RUNS

On April 23, 1998 at Rochester, Darren Burton became the first Scranton/Wilkes-Barre player to switch-hit home runs (homer from both sides of the plate) in the same game. In the third inning, he hit a solo shot off righty Joel Bennett, then in the ninth inning, he connected for a three-run blast off lefty Vince Horsman.

Andrew Velazquez homered from both sides of the plate in July 23, 2021, at PNC Field against the Rochester Red Wings. The infielder hit a right-handed home run in the fourth inning off of Red Wings left-hander Matt Tomshaw. In the sixth, Velazquez added a solo shot off righty Ronald Pena.

SEVEN+ RBI IN ONE GAME

9	Mark Budzinski	July 25, 2004 vs. Toledo
8	Wendell Magee	May 13, 1999 @ Norfolk
	Brennan King	July 14, 2006 vs. Toledo
	Chris Gittens	June 27, 2021 @ Lehigh Valley
7	Phil Geisler	August 12, 1995 vs. Pawtucket
	Wendell Magee	June 28, 1997 vs. Pawtucket
	Mike Robertson	August 10, 1997 @ Syracuse
	Zoilo Almonte	July 23, 2014 @ Gwinnett
	Kyle Higashioka	May 5, 2019 @ Syracuse

CYCLES

Jon Zuber	May 1, 1997	@ Columbus
Brennan King	July 14, 2006	vs. Toledo
Ramon Flores	April 9, 2015	vs. Syracuse
Dustin Fowler	April 30, 2017	vs. Indianapolis

NO-HITTERS

Jeremy Cummings	September 3, 2006	@ Rochester
Ben Rivera	July 25, 1992	vs. Pawtucket (7-Inning)
Tyler Green	July 4, 1993	vs. Ottawa (7-Inning)
Robert Ellis	June 6, 2004	vs. Louisville (7-Inning)
Luis Gil, Reggie McClain & Stephen Ridings	July 21, 2021	vs. Rochester
Sean Boyle	August 19, 2021	@ Worcester (G2; 7-Inning)

1-HITTERS

Pat Combs	August 19, 1989	@ Pawtucket
Andy Ashby	July 22, 1991	vs. Richmond
John Burgos	August 16, 1991	vs. Columbus
Brett Myers	April 25, 2002	vs. Toledo
Chad Green	July 14, 2016	@ Gwinnett
Brian Keller, Sal Romano & Nick Goody	May 27, 2021	vs. Buffalo

MISCELLANEOUS HISTORY

NEW YORK YANKEES ALL-TIME TRIPLE-A AFFILIATES

YEARS	TEAM	LEAGUE
2007-Present	Scranton/Wilkes-Barre Yankees/RailRiders	International League/Triple-A
1979-2006	Columbus Clippers	International League
1978	Tacoma Yankees	Pacific Coast League
1967-77	Syracuse Chiefs	International League
1965-66	Toledo Mud Hens	International League
1956-64	Richmond Virginians	International League
1955-58	Denver Bears	American Association
1953	Syracuse Chiefs	International League
1951	San Francisco Seals	Pacific Coast League
1946-54	Kansas City Blues	American Association
1946-49	Newark Bears	International League

*The New York Yankees operated two Triple-A clubs in the 1946-49, 1951, 1953, and 1956-58 seasons.

100 YEARS (...AND COUNTING) OF RAILRIDERS BASEBALL

The International League franchise that eventually became the Scranton/Wilkes-Barre RailRiders is one of the oldest franchises in the circuit, with its first season of play coming in 1919. The RailRiders franchise has relocated nine times and played home games in two countries before settling into a home in Northeast Pennsylvania in 1989.

YEARS	TEAM NAME	CITY	AFFILIATION
2013-Present	Scranton/Wilkes-Barre RailRiders	Moosic, PA	New York Yankees
2007-12	Scranton/Wilkes-Barre Yankees	Moosic, PA	New York Yankees
1989-2006	Scranton/Wilkes-Barre Red Barons	Moosic, PA	Philadelphia Phillies
1988	Maine Phillies	Old Orchard Beach, ME	Philadelphia Phillies
1984-87	Maine Guides	Old Orchard Beach, ME	Cleveland Indians (1984-86) Philadelphia Phillies (1987) Pittsburgh Pirates (1971-76)
1971-83	Charleston Charlies	Charleston, WV	Houston Astros (1977-79) Texas Rangers (1980) Cleveland Indians (1981-83)
1955-1970	Columbus Jets	Columbus, OH	Kansas City Athletics (1955-56) Pittsburgh Pirates (1957-70)
1952-54	Ottawa Athletics	Ottawa, Ontario, Canada	Philadelphia Athletics
1951	Ottawa Giants	Ottawa, Ontario, Canada	New York Giants
1937-50	Jersey City Giants	Jersey City, NJ	New York Giants
1933-36	Albany Senators	Albany, NY	N/A
1923-32	Reading Keystones	Reading, PA	N/A
1921-22	Reading Aces	Reading, PA	N/A
1920	Reading Marines	Reading, PA	N/A
1919	Reading Coal Barons	Reading, PA	N/A



MLB FUTURES GAME

Each season since 1999, Major League Baseball, in conjunction with the 30 Major League Clubs, MLB.com and *Baseball America*, select the 25-man rosters for the AL and NL (formerly U.S. Team and the World Team) in the annual All-Star Futures Game. Players from all full-season minor leagues are eligible to participate. The players listed below represent a list of players who appeared in the MLB All-Star Futures Game and played with Scranton/Wilkes-Barre before their MLB debuts.

YEAR	PLAYER, POS. (TEAM)	YEAR	PLAYER, POS. (TEAM)
1999	OF Pat Burrell (U.S.)	2009	LHP Manny Banuelos (World)
2000	None	2010	C Austin Romine (U.S.)
2001	RHP Brett Myers (U.S.)		RHP Hector Noesi (World)
	INF Chase Utley (U.S.)	2011	C Austin Romine (U.S.)
2002	OF Marlon Byrd (U.S.)	2012	OF Tyler Austin (U.S.)
	RHP Brett Myers (U.S.)	2013	None
2003	RHP Gavin Floyd (U.S.)	2014	RHP Luis Severino (World)
	INF Ryan Howard (U.S.)	2015	OF Aaron Judge (U.S.)
2004	RHP Gavin Floyd (U.S.)		C Gary Sanchez (World)
2005	OF Melky Cabrera (World)	2016	C Gary Sanchez (World)
	RHP Scott Mathieson (World)	2017	RHP Domingo Acevedo (World)
2006	RHP Phil Hughes (U.S.)	2018	RHP Domingo Acevedo (World)
2007	RHP Joba Chamberlain (U.S.)	2019	RHP Deivi Garcia (AL)
2008	C Jesus Montero (World)	2021	None
	INF Ramiro Peña (World)	2022	LHP Ken Waldichuk (AL)

* Photo Credit to MLB





RETURN OF THE KING

On January 20, the New York Yankees announced that Shelley Duncan would manage the Scranton/Wilkes-Barre RailRiders during the 2023 season.

Duncan played portions of three seasons with SWB from 2007 to 2009, helping the club win an International League title in 2008 before winning the league's Most Valuable Player honor in 2009.

In 2007, Duncan set a new franchise record with 25 home runs.

Two years later during his MVP campaign, Duncan set a new franchise mark with 30 home runs. His 67 career home runs with Scranton/Wilkes-Barre remain second-most in the 34-year history of the team.



235 MONTAGE MOUNTAIN ROAD | MOOSIC, PA 18507
SWBRAILRIDERS.COM | (570) 969-BALL |   



PNC FIELD

Triple-A Affiliate of the

