

# OMAHA STORM CHASERS GAME NOTES

## vs. TOLEDO MUD HENS

LHP Drew Parrish (1-2, 5.74 ERA) vs. RHP Reese Olson (1-3, 8.44 ERA)

Saturday, May 20, 2023 | Game #42 | Home Game #23

6:35 p.m. CT First Pitch | Werner Park | Papillion, Nebraska

Radio: [stormchasers.mixlr.com](http://stormchasers.mixlr.com) | TV: Bally Live, MiLB.TV

18-23

21-21

Omaha Storm Chasers | 12356 Ballpark Way, Papillion, Nebraska 68046 | (402) 738-5100 | [OmahaStormChasers.com](http://OmahaStormChasers.com) | @OMASstormChasers

### UPCOMING SCHEDULE & PROBABLE PITCHERS

#### UPCOMING GAMES

#### OPPONENT





#### TIME (CT)

#### PROBABLE PITCHERS

Sunday, May 21	TOLEDO	5:05 p.m. CT	RHP Jonathan Heasley (1-4, 8.55 ERA) vs. TBD
Tuesday, May 23	@ St. Paul	11:07 a.m. CT	LHP Daniel Lynch (MLB Rehab / 1-0, 5.25 ERA) @ TBD
Wednesday, May 24	@ St. Paul	7:07 p.m. CT	LHP Anthony Veneziano (Triple-A Debut) @ TBD
Thursday, May 25	@ St. Paul	7:07 p.m. CT	LHP Austin Cox (2-0, 3.24 ERA) @ TBD

### THE MATCHUP

(UNDERLINE = MiLB LEADER) (BOLD = TRIPLE-A LEADER) (ITALICS = TRIPLE-A WORST)

			
.259 (11TH) < <b>AVG</b>	.249 (17TH)	5.63 (18TH) <b>ERA</b>	5.15 (12TH)
230 (8TH) < <b>R</b>	206 (17TH)	1.60 (17TH) <b>WHIP</b>	1.56 (13TH)
359 (12TH) < <b>H</b>	341 (18TH)	.281 (20TH) <b>AVG</b>	.267 (12TH)
50 (12TH) <b>HR</b>	51 (10TH)	364.1 (10TH) < <b>IP</b>	358.0 (17TH)
177 (17TH) <b>BB</b>	184 (13TH)	401 (18TH) <b>H</b>	370 (10TH)
348 (6TH) < <b>K</b>	385 (15TH)	251 (17TH) <b>R</b>	220 (8TH)
78 (2ND) < <b>SB</b>	23 (20TH)	61 (18TH) <b>HR</b>	49 (10TH)
.349 (15TH) < <b>OBP</b>	.342 (18TH)	181 (7TH) < <b>BB</b>	190 (13TH)
.442 (7TH) < <b>SLG</b>	.434 (10TH)	357 (16TH) <b>K</b>	393 (5TH)
.791 (10TH) < <b>OPS</b>	.776 (14TH)	1 (11TH) <b>SHO</b>	1 (11TH)

ALL-TIME vs. Mud Hens.....**35-32 (.522)**  
Since 2021: ALL-TIME in Omaha.....**19-15 (.559)**  
Since 2021: ALL-TIME in Toledo.....**3-9 (.250)**

2023 vs. Mud Hens.....**5-5 (.500)**  
2023 in Omaha.....**5-5 (.500)**  
2023 in Toledo.....

DATE	H/R	SCORE	WIN	LOSS	SAVE
4/4	H	<b>L, 9-2</b>	B. White	M. Castillo	-
4/5	H	<b>L, 7-6</b>	T. Holton	R. Weiss	M. Diaz
4/6	H	<b>L, 8-5</b>	J. Fry	J. Kowar	M. Del Pozo
4/7	H	<b>W, 9-4</b>	J. Heasley	R. Olson	-
4/8	H	<b>W, 13-8</b>	M. Martinez	M. Lorenzen	-
4/9	H	<b>L, 8-2</b>	T. Holton	M. Castillo	-
5/16	H	<b>L, 9-2</b>	H. Hembree	J. Heasley	-
5/17	H	<b>W, 16-8</b>	W. Pennington	Z. Logue	-
5/18	H	<b>W, 9-0</b>	A. Cox	B. Hanifee	-
5/19	H	<b>W, 9-1</b>	A. Núñez	A. Bergner	-
5/20	H				
5/21	H				
8/15	R				
8/16	R				
8/17	R				
8/18	R				
8/19	R				
8/20	R				

### STORM CHASERS ON THE RISE

Omaha players that appear on a Top-30 Royals prospects ranking

PLAYER (POSITION)	MLB PIPELINE	BASEBALL AMERICA
Nick Loftin (INF/OF)	Royals No. 4	Royals No. 8
Drew Waters (OF, <i>MLB REHAB</i> )	Royals No. 6	Royals No. 3
Tyler Gentry (OF)	Royals No. 8	Royals No. 7
Samad Taylor (INF/OF)	Royals No. 21	Royals No. 24
Tucker Bradley (OF)	Royals No. 28	-
Jackson Kowar (RHP)	-	Royals No. 17

### STORM CHASERS PRESS BOX



Game Notes compiled by Nicholas Badders

Credential Requests: [nicholasb@omahastormchasers.com](mailto:nicholasb@omahastormchasers.com)

Omaha Storm Chasers gameday information, as well as the 2023 Storm Chasers Media Guide can be found at [milb.com/omaha/ballpark/media](http://milb.com/omaha/ballpark/media) or by scanning the QR code to the right.



### YESTERDAY'S GAME

	1	2	3	4	5	6	7	8	9	R	H	E	LO
 Toledo	0	0	0	0	0	0	1	0	0	1	6	1	8
 Omaha	0	2	2	1	0	1	2	1	x	9	12	1	9

WIN: Andrés Núñez (3-1) | LOSS: Austin Bergner (1-1) | SAVE: None

**PAPILION, NEB.** – For the third straight night, the Omaha Storm Chasers won by a margin of at least eight runs, defeating the Toledo Mud Hens 9-1 at Werner Park.  
As it has been the last two nights, Friday's win was a complete team effort as eight different players drove in runs, while six players had hits and six scored runs, led by four hits from **Nick Loftin**.  
The Chasers scored first once again and held a lead the rest of the game, with a pair of runs in the 2nd innings ... **Dairon Blanco** opened the scoring in the bottom of the second with a bases-loaded walk, then **Clay Dungan** scored a run on a sacrifice fly.  
**Drew Waters** tripled in a run in the 3rd inning, in his ninth Major League rehab game, then was driven in on a fielder's choice by **CJ Alexander**.  
Waters doubled in the 4th inning, then scored on a **Tyler Gentry** single, then crossed the plate again in the 6th after a walk and **Samad Taylor** single.  
Omaha added two more in the 7th on an **Angelo Castellano** single and Toledo error, then one more in the 8th on an RBI single from Loftin, his fourth hit of the day.  
After Omaha shut out Toledo Thursday night, the Mud Hens could not score until the 7th inning Friday, an unearned run at that against reliever **Brooks Kriske**.  
In his second start of the year, righty **Daniel Mengden** fired 4.2 scoreless frames on 75 pitches and was followed by **Andrés Núñez** (3-1), who pitched 1.1 scoreless innings behind Mengden to align himself for the win.  
While Kriske allowed an unearned run in the 7th inning, he stranded two runners on in the 8th and struck out three, then **Collin Snider** worked a scoreless 9th with a pair of strikeouts to finish off the win.

### NOTES AND NUGGETS

#### RUSHING WATERS

After a slow start to his rehab assignment, outfielder **Drew Waters** is one of Omaha's hottest hitters this week.

- Waters began his rehab assignment by going 1-for-18 (.056) last week @ Scranton/WB, but has flipped around this week, going 7-for-18 (.389) this week against Toledo, with three extra-base hits, three RBI and three walks, plus a pair of steals.
- Drew's 4th-inning double last night was measured at an exit velocity of 111.8mph, the second hardest-hit ball put into play by a Storm Chaser this season.

#### SLICK NICK

Infielder **Nick Loftin** has turned things around in May after starting the season with a down month of April.

- In May, Loftin is slashing .322/.397/.508 (19-for-59) with 14 runs batted and seven walks over 15 games ... that contrasts to a .220/.244/.402 (18-for-82) slashline last month, with 11 RBI and two walks over 20 games.
- Loftin's 14 RBI and 30 total bases lead the Storm Chasers this month, while he's second in average behind **Dairon Blanco** (.375).
- An 8-game on base streak currently for Loftin is his longest of the season and the longest active streak amongst Storm Chasers hitters, he has 10 hits and 8 walks since May 10.

#### YOU WANNA SEE SOME REAL SPEED?

With five steals yesterday, Chasers have 78 steals in 41 games (average of 1.90 SB/game).

- 78 steals rank 2nd in the International League, 2nd among all Triple-A teams and 9th in Minor League Baseball ... among Triple-A teams, only the Worcester Red Sox (83) have more steals.
- With two steals yesterday, outfielder **Dairon Blanco** has 27 stolen bases this season (in 30 tries), which is 1st in the league, 1st in Triple-A and 4th in the Minor Leagues ... Blanco has stolen 14 bases in 11 games this month, including 7 last week ... he has stolen a base in four straight games and has six games of 2+ steals already this year.
- Samad Taylor** added two steals yesterday as well and is 2nd on the team behind Blanco with 21 steals (in 25 attempts) and ranks 4th in the league and Triple-A, tied 10th in the Minors.
- The Chasers have stolen at least one base in 28 of 41 games, with multiple steals in 24 games and five occasions of 5+ steals.

#### BIG LEAGUE BUSINESS

Omaha has THREE MLB rehabbers right now: LHP **Daniel Lynch**, INF **Nicky Lopez** and OF **Drew Waters** ... Lopez began the 2023 MLB season on the Royals' opening Day Roster, while Lynch and Waters opened the year on Kansas City's 15-Day Injured List.  
Lynch suffered a *left shoulder strain* in a Spring Training start ... he has made three rehab starts already, one for Double-A Northwest Arkansas on May 2nd and three for Omaha, with Chasers' season-high 8 strikeouts on Thursday.  
Lopez is coming back from *appendicitis* after an emergency appendectomy in Minneapolis when the Royals visited the Twins ... he begins his rehab assignment in Omaha today, after playing 88 games with the Chasers between 2018 and 2019 and the 2014-2016 seasons locally with the Creighton Bluejays, he went 2-for-4 on Thursday.  
Waters began his rehab assignment last Tuesday after suffered a *left oblique strain* before Spring Training games began in February ... he began playing games in Extended Spring Training on April 17 before joining the Chasers last week.

### AT A GLANCE

#### RECENT (W4)

Last 5 Games .....	4-1
Last 10 Games .....	6-4
Last 20 Games .....	10-10

#### HOME/AWAY

Home Games .....	8-14
Away Games .....	10-9

#### TIME OF DAY

Night Games .....	11-13
Day Games .....	7-10

#### MONTH

March .....	1-0
April .....	9-15
May .....	8-8
June .....	
July .....	
August .....	
September .....	

#### OPPONENT

vs. Columbus .....	
vs. Gwinnett .....	1-5
vs. Indianapolis .....	3-0
vs. Iowa .....	2-2
vs. Louisville .....	2-4
vs. Memphis .....	
vs. Nashville .....	2-4
vs. Rochester .....	
vs. Scranton/WB .....	3-3
vs. St. Paul .....	
vs. Toledo .....	5-5

#### DAY OF THE WEEK

on Monday .....	
on Tuesday .....	0-7
on Wednesday .....	2-5
on Thursday .....	3-4
on Friday .....	6-2
on Saturday .....	3-3
on Sunday .....	4-2

#### THIS SERIES

Record .....	3-1
Batting Average .....	(.366)
Runs/Per Game .....	36/9.0
Home Runs .....	4
ERA .....	3.75 (15 ER / 36.0 IP)
Strikeouts (K/9) .....	41 (10.3)
Saves/Opportunities .....	/

### QUICK FACTS

<b>Founded</b> .....	2011 (1969-2010: Omaha Royals)
<b>Colors</b> .....	Royal Blue, Twister Gold, Blackout Black
<b>League</b> .....	International League (Since 2021)
<b>Ownership</b> .....	Alliance Baseball Omaha LLC
<b>General Manager</b> .....	Laurie Schlender (4th Year)
<b>Home Ballpark (Capacity)</b> .....	Werner Park (9,023, 6,254 fixed seats)
<b>Dimensions</b> .....	LF- 310 CF- 402 RF- 315

### ROSTER BREAKDOWN

Age 22.....0	Native of Cuba.....1
Age 23.....0	Native of Panama.....1
Age 24.....4	Native of United States.....28
Age 25.....4	Native of Venezuela.....1
Age 26.....11	<b>Acquired by Royals via Free Agency</b> .....9
Age 27.....5	(International).....1 (Minor League).....5 (Undrafted).....3
Age 28.....2	<b>Acquired by Royals via Trade</b> .....7
Age 29.....2	<b>Acquired by Royals via Waivers</b> .....1
Age 30.....2	<b>Acquired by Royals via First Year Player Draft</b> .....14
Age 31.....1	(High School).....0 (Rounds 1-5).....6 (2015-17 Drafts).....3
Age 32.....0	(2nd Year/College).....1 (Rounds 6-10).....4 (2018 Draft).....5
<b>Average Age</b> .....26 Years 188 Days	(3rd Year/College).....10 (Rounds 11-20).....2 (2019 Draft).....4
<b>Median Age</b> .....26	(4th+ Year/College).....3 (Rounds 21-40).....2 (2020 Draft).....2

### PRO-NUN-SEE-AY-SHUNS

#### PLAYERS

<b>0</b> SAMAD TAYLOR .....	(suh-mod)
<b>2</b> RYAN GOINS .....	(GO-ins)
<b>6</b> CLAY DUNGAN .....	(duhn-ginn)
<b>12</b> JOHAN CAMARGO .....	(YO-hahn cuh-MAR-go)
<b>16</b> DAIRON BLANCO .....	(DYE-rone)
<b>17</b> ANGELO CASTELLANO .....	(kass-tay-AH-noh)
<b>36</b> DANIEL MENGDEN .....	(MING-den)
<b>37</b> JACKSON KOWAR .....	(coh-wahr)
<b>41</b> ANDRÉS NÚÑEZ .....	(ahn-drez NOON-yez)
<b>44</b> RYAN WEISS .....	(wyss)
<b>55</b> JONAH DIPOTO .....	(dih-POH-to)
<b>56</b> ANTHONY VENEZIANO .....	(va-neeze-ee-ah-no)
<b>58</b> BROOKS KRISKE .....	(KRIS-kee)
<b>62</b> NICK WITTGREN .....	(wit-grinn)

#### COACHES

<b>23</b> MIKE JIRSCHLE .....	(jursh-LEE)
<b>33</b> DAVID NOWORYTA .....	(Nova-REE-tah)
<b>52</b> BIJAN RADEMACHER .....	(bee-ZHON RAH-de-moch-err)

### UNIFORM RECORDS

#### STANDARD UNIFORMS

<b>Blue Vortex</b> Home: 4-8 Road: 0-0	<b>Blue O-Bolt</b> Home: 1-1 Road: 10-9	<b>Powder SC</b> Home: 2-4 Road: 0-0	<b>Powder O</b> Home: 1-0 Road: 0-0
<b>Home White</b> Home: 3-8 Road: 0-0	<b>Road Grey</b> Home: 0-0 Road: 5-4	<b>Blue O-Bolt</b> Home: 1-1 Road: 5-5	<b>Powder Blue</b> Home: 2-4 Road: 0-0

#### SPECIALTY/THEME NIGHTS

<b>Black O-Bolt</b> Home: 0-1 Road: 0-0	<b>Patriotic</b> Home: 0-0 Road: 0-0	<b>Runzas</b> Home: 0-0 Road: 0-0	<b>Cattlemen</b> Home: 0-0 Road: 0-0	<b>Rockets</b> Home: 0-0 Road: 0-0	<b>Marvel</b> Home: 0-0 Road: 0-0	<b>Throwback</b> Home: 0-0 Road: 0-0
<b>Community</b> Home: 0-1 Road: 0-0	<b>Star Wars</b> Home: 1-0 Road: 0-0	<b>Patriotic</b> Home: 0-0 Road: 0-0	<b>Runzas</b> Home: 0-0 Road: 0-0	<b>Cattlemen</b> Home: 0-0 Road: 0-0	<b>Rockets</b> Home: 0-0 Road: 0-0	<b>Marvel</b> Home: 0-0 Road: 0-0

### RECENT TRANSACTIONS

#### 2023 BREAKING ROSTER

**Pitchers (15):** RHP Max Castillo, LHP Austin Cox, RHP Jonathan Heasley, RHP Jackson Kowar, RHP Brooks Kriske, LHP Marcelo Martinez, RHP Mike Mayers, RHP Andrés Núñez, LHP Drew Parrish, LHP Evan Sisk, RHP Collin Snider, RHP Josh Staumont, LHP Josh Taylor, RHP Ryan Weiss, RHP Nick Wittgren


**Catchers (3):** Freddy Fermin, Logan Porter, Jakson Reetz

**Infielders (6):** CJ Alexander, Angelo Castellano, Maikel Garcia, Nick Loftin, Nick Pratto, Samad Taylor

**Outfielders (3):** Dairon Blanco, Tucker Bradley, Brewer Hicklen


7.	4/21	C <b>Freddy Fermin</b> recalled by KANSAS CITY from Omaha
8.	4/25	OF <b>Brewer Hicklen</b> activated from the 7-Day Injured List
9.		RHP <b>Zach Willeman</b> released
10.	4/27	OF <b>Nate Eaton</b> optioned to Omaha
11.	4/28	1B <b>Nick Pratto</b> recalled by KANSAS CITY from Omaha
12.	4/29	C <b>Freddy Fermin</b> optioned to Omaha (AAA)
13.	5/2	INF <b>Maikel Garcia</b> recalled by KANSAS CITY from Omaha
14.		C <b>Freddy Fermin</b> recalled by KANSAS CITY from Omaha
15.		LHP <b>Josh Dye</b> released
16.	5/3	RHP <b>Jonah Dipoto</b> transferred to Omaha from NW Arkansas (AA)
17.		LHP <b>Walter Pennington</b> transferred to Omaha from NW Arkansas (AA)
18.		LHP <b>Austin Cox</b> selected by Kansas City from Omaha
19.		RHP <b>Jose Cuas</b> optioned to Omaha
20.	5/4	LHP <b>Marcelo Martinez</b> played on the Development List
21.		OF <b>Franmil Reyes</b> optioned to Omaha
22.		INF <b>Clay Dungan</b> activated from the 7-Day Injured List
23.		LHP <b>Austin Cox</b> optioned to Omaha
24.	5/5	RHP <b>Jonathan Heasley</b> recalled by KANSAS CITY from Omaha

25.		OF <b>Nate Eaton</b> recalled by KANSAS CITY from Omaha
26.	5/6	RHP <b>Daniel Mengden</b> activated from the Development List
27.	5/7	LHP <b>Daniel Lynch</b> 's rehab assignment transferred to Omaha
28.		RHP <b>Jonathan Heasley</b> optioned to Omaha
29.		RHP <b>Max Castillo</b> recalled by KANSAS CITY from Omaha
30.	5/8	RHP <b>Jose Cuas</b> recalled by KANSAS CITY from Omaha
31.		RHP <b>James McArthur</b> optioned to Omaha
32.		OF <b>Franmil Reyes</b> designated for assignment.
33.	5/9	OF <b>Drew Waters</b> sent on a rehab assignment to Omaha
34.	5/12	RHP <b>Brett de Geus</b> assigned to Omaha and placed on the Development List
35.	5/16	INF <b>Nicky Lopez</b> sent on a rehab assignment to Omaha
36.		INF <b>Johan Camargo</b> activated from the 7-Day Injured List
37.		RHP <b>Max Castillo</b> optioned to Omaha
38.		RHP <b>Jackson Kowar</b> recalled by KANSAS CITY from Omaha
39.	5/17	RHP <b>Mike Mayers</b> selected by KANSAS CITY from Omaha
40.	5/19	LHP <b>Anthony Veneziano</b> transferred to Omaha from NW Arkansas (AA)
41.		RHP <b>Max Castillo</b> recalled by KANSAS CITY from Omaha
42.	5/20	RHP <b>Jackson Kowar</b> optioned to Omaha



## MANAGER: MIKE JIRSCHLE • #23

- Mike Jirschele returns for his 15th season as Omaha's manager, his 18th season managing in Minor League Baseball and 32nd season overall with the Royals organization, named to the position of Storm Chasers manager on January 13, 2023, after previously managing Triple-A Omaha from 1995-97 and 2003-13.
- Jirschele served on the Kansas City Royals coaching staff as the Third Base Coach from 2014-19 and won the World Series in 2015. Jirschele most recently served as the bench coach under manager Chris Witheridge during the 2022 season with the Double-A Northwest Arkansas Naturals. He spent the 2021 season as Witheridge's bench coach for the High-A Central champion Quad Cities River Bandits and served as Special Assistant to the General Manager in 2020.
- In his second stint as Omaha's manager, over 11 years from 2003 to 2013, he led the team to four division titles, three consecutive trips to the Pacific Coast League Championship Series (2011-2013), two PCL titles (2011, 2013) and the team's first of two Triple-A National Championships in 2013.
- He earned the 2011 Mike Coolbaugh Award for *outstanding baseball work ethic, knowledge of the game and skill in mentoring young players on the field* and he is a four-time recipient of the Dick Howser Award (1992, 1994, 2005, 2011), recognizing outstanding work in player development within the Royals organization.
- Prior to his time with Omaha and Kansas City, he served as the Royals Minor League Infield Coordinator for four years, from 1998-2002, and he held managerial positions with Wilmington (1994), Rockford (1993) and the Gulf Coast Royals (1992).
- He appeared 999 games in the Minor Leagues across 13 years, between 1977 and 1990, including 22 games with the Omaha Royals between 1988 and 1989.



## PITCHING COACH: DANE JOHNSON • #59

- Dane Johnson enters his fourth year in the Royals organization and as the Storm Chasers pitching coach, after joining Kansas City ahead of the 2020 season. 2023 marks his 24th season coaching overall.
- He previously spent one season in the Miami Marlins organization (2019) as a Pitching Consultant and 19 seasons with the Toronto Blue Jays as a Minor League Pitching Coach from 2000-03, Pitching Coordinator from 2004-14 and Major League Bullpen Coach from 2015-18.
- Prior to entering coaching, spent 15 years as a player, including over 280 games in the Minor Leagues and parts of three seasons in the Majors with the Chicago White Sox (1994), Blue Jays (1996) and Oakland Athletics (1997), also playing two seasons (1990-1991) in the Chinese Professional Baseball League.
- Johnson and his wife, Gina, reside in Palm Harbor, Florida. They have two children: a daughter, Madison (31), and son, Cobi (27).



## HITTING COACH: BIJAN RADEMACHER • #52

- Bijan Rademacher (*bi-ZHON RAH-de-moch-err*) joins the Royals as the Omaha Storm Chasers Hitting Coach this year after spending the last two years with the Arizona Diamondbacks as their Minor League Hitting Coordinator (2021) and ACL Hitting Coach (2022).
- Prior to coaching, he spent eight years playing professionally (2012-2019), spanning seven seasons in the Chicago Cubs organization (2012-18) and slashed .280/.361/.402 over 702 career MiLB games, reaching as high as Triple-A. He also played one season in independent baseball (2019) with the New Britain Bees in the Atlantic League, in addition to an offseason in the Mexican Pacific Winter League.
- Over 243 career Triple-A games with the Iowa Cubs, he played 11 games at Werner Park and was a .378 hitter (14-for-37) with one homer and 5 runs batted in while playing in Omaha.
- Rademacher lives in Tempe, Arizona with his wife Melissa.



## BENCH COACH: DAVID NOWORYTA • #33 (3RD BASE COACH)

- David Noworyta (*Nova-REE-tah*) enters his second year in the Royals organization and first as Omaha's Bench Coach, after making his coaching debut in 2022 as the Assistant Hitting Coach for the River Bandits Kansas City's High-A affiliate.
- Prior to coaching, he spent four years playing professionally (2018-21), including three minor league seasons in the Detroit Tigers organization (2018-20), and one with the Independent Pioneer League's Billings Mustangs in 2021. Before signing with Detroit in 2018, Noworyta graduated from the University of Hawaii with a bachelor's degree in communications and journalism, and played in parts of three seasons for their baseball team.
- Noworyta attended Holy Cross Academy (N.J.), where he played baseball and basketball, and was selected by the Royals in the 37th round of the 2014 MLB Draft. He resides in Hainesport, N.J. in the offseason.



## CERTIFIED ATHLETIC TRAINER: JAMES STONE

- James Stone is entering his fifth season as the Certified Athletic Trainer for the Storm Chasers after serving the previous seven seasons with the Wilmington Blue Rocks (Royals High-A), including the 2015 season, in which he was named Carolina League Athletic Trainer of the Year.
- He joined the Kansas City organization in 2010 as the athletic trainer for the Class-A Burlington Bees. He came to the Royals after spending one season with the Central Valley Coyotes (Fresno, California) in Arena Football 2.
- Stone worked three seasons in the Florida Marlins organization, with stops in Jupiter (2008), Greensboro (2007) and Jamestown (2006), winning New York-Penn League Trainer of the Year honors in 2006.
- He was the Strength and Conditioning Coach for the Baltimore Orioles Class-A affiliate, the Delmarva Shorebirds, in 2005.
- Stone graduated with a bachelor's of science in kinesiology from Cal State-Northridge. He resides in Simi Valley, California with his dog, Ozzie.



## STRENGTH & CONDITIONING COACH: YANNICK PLANTE

- Yannick Plante is entering his third season as the Strength & Conditioning Coach for the Storm Chasers, after being slated to serve in that role with Northwest Arkansas in 2020.
- He began with the Kansas City Organization in 2019 as the athletic trainer for the Burlington Royals (Advanced Rookie, Appalachian League). He was then a staff member of the Surprise Saguaros of the Arizona Fall League in the fall of 2019.
- Plante has a master's degree in kinesiology from the University of Calgary and a bachelor's degree in human kinetics with specialization in biophysics from the University of Ottawa. He currently lives in Ottawa, Ontario.



**TONY MEDINA**  
MINOR LEAGUE/LATIN AMERICA  
MEDICAL COORDINATOR



**BEN NICHOLAS**  
PLAYER DEVELOPMENT TRAINEE



**JEREMY OWENS**  
PLAYER DEVELOPMENT TRAINEE



Drew Parrish - Pitching - Stat Splits - 2023 - Regular Season

Split	Team	W	L	ERA	G	GS	CG	SHO	SV	IP	H	R	ER	HR	HB	BB	IBB	SO	WHIP	AVG	AB	WP	BK	GIDP	TBF	NP-S
Home Games	OMA	0	1	6.92	3	3	0	0	0	13.0	16	12	10	5	0	7	0	10	1.77	.314	51	0	0	2	59	240 - 149
Away Games	OMA	1	1	4.91	5	4	0	0	0	18.1	18	10	10	4	0	9	0	21	1.47	.254	71	0	0	2	81	342 - 207
Day Games	OMA	1	0	1.88	4	3	0	0	0	14.1	12	5	3	1	0	10	0	15	1.53	.231	52	0	0	2	63	264 - 155
Night Games	OMA	0	2	9.00	4	4	0	0	0	17.0	22	17	17	8	0	6	0	16	1.65	.314	70	0	0	2	77	318 - 201
On Grass	OMA	1	2	5.74	8	7	0	0	0	31.1	34	22	20	9	0	16	0	31	1.60	.279	122	0	0	4	140	582 - 356
April	OMA	1	0	1.71	5	4	0	0	0	21.0	11	6	4	1	0	10	0	20	1.00	.157	70	0	0	3	82	355 - 214
May	OMA	0	2	13.94	3	3	0	0	0	10.1	23	16	16	8	0	6	0	11	2.81	.442	52	0	0	1	58	227 - 142
On Tuesdays	OMA	0	1	22.50	1	1	0	0	0	2.0	7	5	5	2	0	2	0	2	4.50	.538	13	0	0	0	15	62 - 36
On Thursdays	OMA	0	1	16.20	1	1	0	0	0	5.0	10	9	9	5	0	1	0	3	2.20	.435	23	0	0	1	24	85 - 58
On Fridays	OMA	0	0	2.70	2	2	0	0	0	10.0	5	3	3	1	0	3	0	11	0.80	.147	34	0	0	1	38	171 - 107
On Saturdays	OMA	1	0	0.82	3	2	0	0	0	11.0	6	3	1	0	0	7	0	9	1.18	.167	36	0	0	2	44	184 - 107
On Sundays	OMA	0	0	5.40	1	1	0	0	0	3.1	6	2	2	1	0	3	0	6	2.70	.375	16	0	0	0	19	80 - 48
In games following a win	OMA	1	0	0.00	3	2	0	0	0	12.0	3	1	0	0	0	5	0	12	0.67	.079	38	0	0	2	43	185 - 110
In games following a loss	OMA	0	2	9.31	5	5	0	0	0	19.1	31	21	20	9	0	11	0	19	2.17	.369	84	0	0	2	97	397 - 246
Starter	OMA	0	2	6.35	7	7	0	0	0	28.1	34	22	20	9	0	15	0	29	1.73	.298	114	0	0	3	131	553 - 340
Reliever	OMA	1	0	0.00	1	0	0	0	0	3.0	0	0	0	0	0	1	0	2	0.33	.000	8	0	0	1	9	29 - 16

Drew Parrish - Opposing Hitting - Stat Splits - 2023 - Regular Season

Split	Team	AVG	G	AB	R	H	2B	3B	HR	RBI	BB	IBB	SO	SB	CS	OBP	SLG	OPS	HBP	SAC	SF	GIDP
vs Left	OMA	.208	8	48		10	3	0	2	4	5	0	12			.283	.396	.679	0	0	0	2
vs Right	OMA	.324	8	74		24	4	1	7	15	11	0	19			.402	.689	1.091	0	0	2	2
Team is ahead	OMA	.296	6	54		16	4	0	2	6	9	0	13			.385	.481	.866	0	0	2	3
Team is behind	OMA	.333	4	30		10	2	0	4	8	3	0	8			.394	.800	1.194	0	0	0	0
Score is tied	OMA	.211	6	38		8	1	1	3	5	4	0	10			.286	.526	.812	0	0	0	1
Batting First	OMA	.111	8	18		2	1	0	1	1	1	0	5			.158	.333	.491	0	0	0	1
Batting Second	OMA	.353	8	17		6	0	0	2	2	1	0	1			.389	.706	1.095	0	0	0	1
Batting Third	OMA	.438	8	16		7	3	1	1	2	1	0	3			.471	.938	1.409	0	0	0	0
Batting Fourth	OMA	.429	8	14		6	1	0	2	6	2	0	3			.500	.929	1.429	0	0	0	0
Batting Fifth	OMA	.250	8	12		3	1	0	1	2	4	0	5			.438	.583	1.021	0	0	0	0
Batting Sixth	OMA	.273	8	11		3	1	0	1	4	2	0	2			.333	.636	.969	0	0	2	2
Batting Seventh	OMA	.154	8	13		2	0	0	1	1	0	0	3			.154	.385	.539	0	0	0	0
Batting Eighth	OMA	.182	8	11		2	0	0	0	0	2	0	3			.308	.182	.490	0	0	0	0
Batting Ninth	OMA	.300	8	10		3	0	0	0	1	3	0	6			.462	.300	.762	0	0	0	0
Leading Off	OMA	.400	8	30		12	2	0	4	4	4	0	7			.471	.867	1.338	0	0	0	0
First Inning	OMA	.344	7	32	8	11	3	1	4	8	2	0	7	1	0	.371	.875	1.246	0	0	1	0
Second Inning	OMA	.240	7	25	3	6	0	0	1	2	3	0	12	1	1	.310	.360	.670	0	0	1	1
Third Inning	OMA	.370	7	27	7	10	3	0	3	7	4	0	4	2	2	.452	.815	1.267	0	0	0	0
Fourth Inning	OMA	.250	6	20	2	5	1	0	0	1	2	0	5	0	0	.318	.300	.618	0	0	0	1
Fifth Inning	OMA	.154	5	13	2	2	0	0	1	1	3	0	2	0	0	.313	.385	.698	0	0	0	1
Sixth Inning	OMA	.000	2	5	0	0	0	0	0	0	2	0	1	0	0	.286	.000	.286	0	0	0	1
Bases Empty	OMA	.310	8	71		22	3	0	6	6	8	0	12			.380	.606	.986	0	0	0	0
Runner at 1st	OMA	.240	8	25		6	3	1	0	2	3	0	10			.321	.440	.761	0	0	0	3
Runner at 2nd	OMA	.571	4	7		4	1	0	2	5	1	0	3			.625	1.571	2.196	0	0	0	0
Runner at 3rd	OMA	.500	2	2		1	0	0	1	2	1	0	0			.667	2.000	2.667	0	0	0	0
Runners at 1st & 2nd	OMA	.125	4	8		1	0	0	0	0	0	0	3			.125	.125	.250	0	0	0	0
Runners at 1st & 3rd	OMA	.000	5	4		0	0	0	0	1	1	0	1			.167	.000	.167	0	0	1	0
Runners at 2nd & 3rd	OMA	.000	3	3		0	0	0	0	1	1	0	1			.250	.000	.250	0	0	0	0
Bases Loaded	OMA	.000	3	2		0	0	0	0	2	1	0	1			.250	.000	.250	0	0	1	1
Runners On	OMA	.235	8	51		12	4	1	3	13	8	0	19			.328	.529	.857	0	0	2	4
Scoring Position	OMA	.231	7	26		6	1	0	3	11	5	0	9			.333	.615	.948	0	0	2	1
No Outs	OMA	.412	8	51		21	5	0	4	8	8	0	13			.483	.745	1.228	0	0	1	2
One Out	OMA	.286	8	42		12	2	1	5	11	7	0	8			.380	.738	1.118	0	0	1	2
Two Outs	OMA	.034	8	29		1	0	0	0	0	1	0	10			.067	.034	.101	0	0	0	0
Ahead in Count	OMA	.317	8	41		13	2	1	2	5	0	0	16			.310	.561	.871	0	0	1	1
Behind in Count	OMA	.167	8	36		6	1	0	4	9	16	0	7			.415	.528	.943	0	0	1	1
0-0 Count	OMA	.438	8	16		7	0	0	2	2	0	0	0			.438	.813	1.251	0	0	0	1
0-1 Count	OMA	.500	8	6		3	1	0	0	1	0	0	0			.429	.667	1.096	0	0	1	0
0-2 Count	OMA	.375	8	8		3	0	0	2	3	0	0	3			.375	1.125	1.500	0	0	0	0
1-0 Count	OMA	.429	8	7		3	1	0	2	4	0	0	0			.429	1.429	1.858	0	0	0	1
1-1 Count	OMA	.300	8	10		3	3	0	0	0	0	0	0			.300	.600	.900	0	0	0	1
1-2 Count	OMA	.259	8	27		7	1	1	0	1	0	0	13			.259	.370	.629	0	0	0	1
2-0 Count	OMA	.000	8	5		0	0	0	0	0	0	0	0			.000	.000	.000	0	0	0	0
2-1 Count	OMA	.143	8	7		1	0	0	1	2	0	0	0			.143	.571	.714	0	0	0	0
2-2 Count	OMA	.263	8	19		5	1	0	1	3	0	0	8			.263	.474	.737	0	0	0	0
3-0 Count	OMA	1.000	6	1		1	0	0	1	1	1	0	0			1.000	4.000	5.000	0	0	0	0
3-1 Count	OMA	.333	8	3		1	0	0	0	1	7	0	0			.800	.333	1.133	0	0	0	0
3-2 Count	OMA	.000	7	13		0	0	0	0	1	8	0	7			.364	.000	.364	0	0	1	0
Pitcher	OMA	.279	8	122		34	7	1	9	19	16	0	31			.357	.574	.931	0	0	2	4



## #21 DREW PARRISH

## LEFT-HANDED PITCHER

**BORN:** December 8, 1997 in Cape Canaveral, Florida (Age 25)**HOMETOWN:** Rockledge, Florida**RESIDES:** Tallahassee, Florida**HEIGHT/WEIGHT:** 5'11" / 200 LBS**DRAFTED:** 2019 MLB Draft – Round 8 (229<sup>TH</sup> Overall)**COLLEGE:** Florida State University (Tallahassee, Florida)**HIGH SCHOOL:** Rockledge High School (Rockledge, Florida)**SEASON WITH STORM CHASERS:** 2nd Season

## SCOUTING REPORT (SNK, CH, CB)

**SINKER:** Sits 87-91, averages 89.1 MPH & 2,061 RPM ... Last outing: 34% usage (27/80 pitches)**CHANGEUP:** Sits 78-81, averages 79.8 MPH & 1,514 RPM ... Last outing: 39% usage (31/80 pitches)**CURVEBALL:** Sits 70-74, averages 72.0 MPH & 2,330 RPM ... Last outing: 28% usage (22/80 pitches)

## LAST OUTING: SUNDAY, MAY 14 @ SCRANTON/WB

Made his second start of the week, allowed a one-out homer in the 1st, stranded two on in a scoreless 2nd and stranded one on in the 3rd ... allowed four straight baserunners to reach to open the 4th, got a strikeout and was removed at 80 pitches ... tied a season high with 6 strikeouts.

## 2023 SEASON (3-5 IN GAMES PARRISH STARTS)

- In April, pitched in 5 games (4 starts), with a 1.71 ERA (4 ER in 21.0 IP) with 10 BB and 20 K with a .157 opponents' average.
- In May, pitched in 3 games (3 starts), with a 13.94 ERA (16 ER in 10.1 IP) with 6 BB and 11 K with a .442 opponents' average.
- 4/1 @ Indianapolis:** Made his season debut in relief behind Austin Cox, threw 3.0 hitless and scoreless inning and earned the win.
- 4/28 @ Nashville:** Threw his first quality start of the season, pitched 6.0 shutout innings and held the Sounds to one hit, a leadoff double in the 1st ... retired his next 12, then walked batters to lead off the 5th and 6th innings, but neither got past 1st base.
- 5/4 vs. Louisville:** Set career highs/worst in hits (10), runs (9) and home runs (5) allowed ... surrendered 4 runs in the 1st on 4 straight hits with one out, including back-to-back homers, 4 more runs in the 3rd on a pair of two-run homers ... allowed 1 more run in the 5th on his 5th home run of the day ... pitched scoreless 2nd and 4th innings.
- Pitched twice last week @ Scranton, combined to allow 7 ER in 5.1 IP on 13 H and 5 BB, took a loss in the series opener and faced five batters in the third but could not get an out.

## CAREER NOTES

- 2022**
  - Split the season between NW Arkansas (AA) and Omaha (AAA), making 27 appearances (25 starts) with a 7-11 record and 4.13 ERA (59 ER in 128.2 IP) ... opened the season in Double-A and named the Nationals' pitcher of the Year by Kansas City.
  - Started Opening Day for the Nationals and made 10 starts, going 4-3 with a 2.13 ERA (13 ER in 55.0 IP), while striking out 48 and walking just 14 (3.43 K/BB) ... despite an early June promotion, ranked 2nd on the NWA staff with four quality starts.
  - Named the Texas League's Pitcher of the Month in May, starting five games with a 3-1 record and 0.59 ERA (2 ER in 30.2 IP), only allowing 15 hits and four walks ... struck out 29 opposing hitters and led to league with 30.2 IP, with league's lowest ERA and WHIP (0.62) among qualifiers and a .144 opponents' average ... did not allow an earned run over four starts (25.2 IP) from 5/7 to 5/26.
  - Earned back-to-back Texas League Pitcher of the Week honors in May, throwing consecutive 7.0-inning scoreless starts on May 7 @ Springfield (STL) and May 13 vs. Wichita (MIN).
  - Despite throwing just 55.0 innings for the Nationals (9th among the team's pitchers), ended the year having throwing the most 1-2-3 innings, 28 times retiring the opposing team in order in an inning, over half of the innings he pitched for the Nationals.
  - After throwing 3.0 innings in his Opening Day Start on April 8 @ Springfield, threw nine straight starts of at least 5.0 innings, before earning a promotion to Triple-A Omaha on June 3, where he has pitched in 17 games with the Storm Chasers to end the season.
  - Made his Triple-A debut June 8 vs. Lehigh Valley (PHI), struck out seven over 4.2 innings but took the loss, the most strikeouts he had in a Triple-A game all season.
  - Took a no-hit bid into the 6th inning on August 6 vs. St. Paul (MIN), allowing just two walks and a hit batter over his first five innings against the Saints before surrendering a pair of solo homers in the sixth.
  - Fired three quality starts with the Storm Chasers, including back-to-back starts on August 12 @ Toledo (DET) and August 18 @ Louisville (CIN) with the outing in Toledo being his only scoreless start of the year at the Triple-A level.
- 2021**
  - Split the season between Quad Cities (A+) and NW Arkansas (AA), with a break in between to pitch for Team USA at the 2021 WBSC Olympic Baseball Qualifiers.
  - Broke camp in High-A with the River Bandits and did not allow a run across 15.2 innings, pitching in four games (one start), while striking out 23 (41.1 K/9) and walking just three (7.67 K/BB) ... joined the Nationals on June 6 and remained at Double-A through the end of the season ... went 5-4 across 18 games (17 starts) with a 3.36 ERA (31 ER in 83.0 IP) and 95 strikeouts.
  - Among qualified Minor League pitchers (min. 96.0 IP), ranked 14th in WHIP, 14th in opponents' average (.198) and 16th in ERA (2.83).
  - Combined between High-A and Double-A, 98.2 innings pitched ranked 4th among Royals Minor League pitchers, while 118 strikeouts ranked 5th ... among Royals farmhands with at least 70.0 innings pitched, he ranked 1st in ERA (2.83) and WHIP (0.99) and 2nd in opponents' average (.194) behind Quad Cities' Will Klein (.171).
  - Named the Double-A Central Pitcher of the Month in August, pitching in five games (four starts), with a 2-0 record and 1.13 ERA (3 ER in 24.0 IP) ... struck out 27 with a 0.88 WHIP (13 H, 8 BB) and .163 opponents' batting average ... named the league's Pitcher of the Week after his start on August 27 against Springfield (STL), a 7-inning complete game shutout in the first game of a doubleheader.
  - Didn't allow a home run in 8-game (7 start) stretch from 7/28 to 9/7 ... 40.2 innings from 7/22 to 9/12 between homers allowed.
  - Member of Team USA at the 2021 WBSC (World Baseball Softball Confederation) Olympic Baseball Qualifiers from May 30 to June 5 ... pitched in one game for the United States, helping the team qualify for the Tokyo Olympics by earning the win after pitching two scoreless innings out of the bullpen with two strikeouts on June 4 in a 10-1 victory over Canada.

- 2019**
  - Pitched in nine games (four starts) for the Burlington Royals (R), going 3-0 with a 2.52 ERA (7 ER in 25.0 IP), striking out 39 (14.0 K/9) while walking just four (9.75 K/BB) in his professional debut.
  - Did not appear in a postseason game with Burlington, who made it to the Appalachian League finals, but lost to the Johnson City Cardinals (STL) in a best-of-three series ... went back to Florida State to finish his degree in the fall semester.
- COLLEGE: FLORIDA STATE (2017-19)**
  - Attended Florida State University, making two trips to the College World Series (2017, 2019) with the Seminoles.
  - JUNIOR (2019):** Went 8-5 with 112 strikeouts in 81.2 innings (21.3 K/9) across 17 outings (16 starts) as the Nokes Friday night starter throughout the season ... bookended the season with a pair of memorable performances: was part of a combined no-hitter on Opening Day against Maine (2/15), pitching five scoreless innings at the start in FSU's 10th no-no in school history ... ended his career with eight scoreless innings against No. 5 Arkansas in the opening game of the College World Series, FSU's first victory in the CWS opener since 1999.
  - SOPHOMORE (2018):** Named All-ACC first team as a sophomore, had a 2.52 ERA, 128 strikeouts and held opponents to a .186 average ... pitched complete games in his final two appearances of the year, against NC State in the ACC Tournament (5/25) and Mississippi State in the NCAA Tournament (6/2).

## SEASON / CAREER HIGHS

SEASON			CAREER		
4/28/2023 @ Nashville	6.0	INNINGS PITCHED	7.0 (4x)	Last: 5/13/2022 vs. Wichita	
5/4/2023 vs. Louisville	10	HITS ALLOWED	10	5/4/2023 vs. Louisville	
5/4/2023 vs. Louisville	9	RUNS ALLOWED	9	5/4/2023 vs. Louisville	
5/4/2023 vs. Louisville	9	EARNED RUNS ALLOWED	9	5/4/2023 vs. Louisville	
5/4/2023 vs. Louisville	5	HOME RUNS ALLOWED	5	5/4/2023 vs. Louisville	
4/22/2023 vs. Gwinnett	4	WALKS ALLOWED	6	6/22/2022 vs. Columbus	
Last: 5/14/2023 @ Scranton/WB	6 (2x)	STRIKEOUTS	9 (3x)	Last: 5/13/2022 vs. Wichita	
5/4/2023 vs. Louisville	24	BATTERS FACED	25 (2x)	Last: 8/18/2022 @ Louisville	
4/28/2023 @ Nashville	90	PITCHES THROWN	100 (2x)	Last: 7/8/2022 vs. Toledo	
4/22/2023 to 5/4/2023	7.2 IP	SCORELESS STREAK	22.0 IP	8/18/2019 to 6/10/2021	

## 2023 RUN SUPPORT (OMAHA STARTS ONLY)

RUNS SCORED	0	1	2	3	4	5	6	7	8	9	10+
GAMES			2	3			2				
PLAYER W-L		0-1	0-0				0-1				
Team W-L		0-2	1-2				1-1				

## 2023 GAME-BY-GAME

## OMAHA STORM CHASERS, AAA

DATE	OPPONENT	RES	LEFT GAME	DEC	IP	H	R	ER	HR	HB	BB	SO	BF	NP-S
4/1 *	@ Indianapolis	W 12-1	Middle 7th, winning 10-0	W	3.0	0	0	0	0	0	1	2	9	29-16
4/8	vs. Toledo	W, 13-8	End 3rd, winning 6-1	-	3.0	2	1	0	0	0	2	5	14	66-38
4/14	@ Iowa	W, 11-8	Bottom 5th, winning 3-2	-	4.0	4	3	3	1	0	1	6	18	81-51
4/22	vs. Gwinnett	L, 5-2	End 5th, tied 2-2	-	5.0	4	2	1	0	0	4	2	21	89-53
4/28	@ Nashville (Q)	L, 4-3	Middle 7th, leading 3-0	-	6.0	1	0	0	0	0	2	5	20	90-56
5/4	vs. Louisville	L, 12-10	End 5th, losing 9-6	L	5.0	10	9	9	5	0	1	3	24	85-58
5/9	@ Scranton/WB	L, 14-2	Bottom 3rd, losing 5-2	L	2.0	7	5	5	2	0	2	2	15	62-36
5/14	@ Scranton/WB	W, 6-3	Bottom 4th, winning 3-2	-	3.1	6	2	2	1	0	3	6	19	80-48

\* Indicates Relief Appearance

(Q) Indicates Quality Start

## 2023 BATTED BALL STATISTICS (AAA)

BABIP	GB/FB	LD%	GB%	FB%	IFFB%	HR/FB	Pull%	Cent%	Oppo%	SwStr%
.298	0.84	25.3%	34.1%	40.7%	16.2%	24.3%	43.0%	25.8%	31.2%	12.9%

## VS. TOLEDO IN 2023

W	L	ERA	G	GS	CG	SHO	GF	HLD	SV	SVO	IP	H	R	ER	HR	HB	BB	IBB	SO	WHIP	AVG
0	0	0.00	1	1	0	0	0	0	0	0	3.0	2	1	0	0	0	2	0	5	1.33	.167

## VS. TOLEDO HITTERS IN 2023

PLAYER	AVG	AB	H	2B	3B	HR	RBI	BB	SO
Davis, B	.000	1	0	0	0	0	0	0	1
Davis, J	.000	1	0	0	0	0	0	0	0
Ibáñez, A	.000	1	0	0	0	0	0	0	1
Lipcius, A	.000	2	0	0	0	0	0	0	2
Malloy, J	.000	1	0	0	0	0	0	1	0

PLAYER	AVG	AB	H	2B	3B	HR	RBI	BB	SO
Meadows, P	.000	2	0	0	0	0	0	0	1
Nevin, T	.500	2	1	0	0	0	0	0	0
Sands, D	.000	0	0	0	0	0	0	0	1
Short, Z	.500	2	1	0	0	0	0	0	0

## CAREER PITCHING

SEASON	TEAM	W	L	ERA	G	GS	CG	SHO	SV	SVO	IP	H	R	ER	HR	HB	BB	IBB	SO	WHIP	AVG	AB	WP	BK	GDP	TBF	NP-S
2019	Burlington (R)	3	0	2.52	9	4	0	0	0	0	25.0	19	7	7	4	0	4	0	39	0.92	.211	90	0	0	1	95	352-249
2020											Did not Play (No Minor League Season)																
2021	Quad Cities (A+)	1	0	0.00	4	1	0	0	1	1	15.2	5	0	0	0	0	3	0	23	0.51	.096	52	0	0	0	56	213-145
	NW Arkansas (AA)	5	4	3.36	18	17	1	1	0	0	83.0	65	34	31	8	4	25	0	95	1.08	.215	302	5	0	6	336	1338-893
2022	NW Arkansas (AA)	4	3	2.13	10	10	0	0	0	0	55.0	31	16	13	5	5	14	0	48	0.82	.160	194	4	0	1	215	863-568
	Omaha (AAA)	3	8	5.62	17	15	0	0	0	0	73.2	69	54	46	15	3	44	0	51	1.53	.247	279	2	0	6	330	1372-841
2023	Omaha (AAA)	1	2	5.74	8	7	0	0	0	0	31.1	34	22	20	9	0	16	0	31	1.60	.279	122	0	0	4	140	582-356
MINOR LEAGUE TOTALS (4 Seasons)		17	17	3.71	66	54	1	1	1	1	283.2	223	133	117	41	12	106	0	287	1.16	.215	1039	11	0	18	1172	4720-3052





## PLAYER

## 57 DYLAN COLEMAN

RHP • R/R • 6'5" • 235 lbs • 9/16/1996 (26)  
Traded from San Diego — 11/5/2020  
Born: Potosi, Missouri • Resides: Mineral Point, Missouri

## 31 AUSTIN COX

LHP • L/L • 6'4" • 235 lbs • 3/28/1997 (26)  
2018 MLB Draft — Round 5 (Mercer)  
Born: Macon, Georgia • Resides: Kansas City, Missouri

## 45 JONAH DIPOTO

RHP • R/R • 6'1" • 225 lbs • 9/3/1996 (26)  
2018 MLB Draft — Round 35 (UC San Diego)  
Born: Queens, N.Y. • Resides: San Diego, Calif.

## 54 JONATHAN HEASLEY

RHP • R/R • 6'3" • 235 lbs • 1/27/1997 (26)  
2018 MLB Draft — Round 13 (Oklahoma State)  
Born: Plano, Texas • Resides: Dallas, Texas

## 37 JACKSON KOWAR

RHP • R/R • 6'5" • 215 lbs • 10/4/1996 (26)  
2018 MLB Draft — Round 1/3rd Overall (Florida)  
Born: Weddington, N.C. • Resides: Charlotte, N.C.

## 24 BROOKS KRISKE

RHP • R/R • 6'3" • 210 lbs • 2/3/1994 (29)  
Signed 12/14/2022 as a Minor League Free Agent  
Born/Resides: Scottsdale, Arizona

## 48 JAMES MCARTHUR

RHP • R/R • 6'7" • 230 lbs • 12/11/1996 (26)  
Traded from Philadelphia — 5/8/2023  
Born/Resides: New Braunfels, Texas

## 26 DANIEL MENGDEN

RHP • R/R • 6'1" • 215 lbs • 2/19/1993 (30)  
Signed 3/29/2023 as a Minor League Free Agent  
Born/Resides: Houston, Texas

## 41 ANDRÉS NUÑEZ

RHP • R/R • 6'4" • 265 lbs • 9/20/1995 (27)  
2018 MLB Draft — Round 29 (Florida International)  
Born/Resides: Southwest Ranches, Florida

## 21 DREW PARRISH

LHP • L/L • 5'11" • 1195 lbs • 2/8/1997 (25)  
2019 MLB Draft — Round 8 (Florida State)  
Born: Cape Canaveral, Fla. • Resides: Tallahassee, Fla.

## 40 WALTER PENNINGTON

LHP • L/L • 6'2" • 205 lbs • 4/14/1998 (25)  
Signed 8/19/2020 as an Undrafted Free Agent (Coca-Cola School of Mines)  
Born: Englewood, Colo. • Resides: Broomfield, Colo.

## 47 EVAN SISK

LHP • L/L • 6'2" • 195 lbs • 4/23/1997 (26)  
Traded from Minnesota — 1/24/2023  
Born: Pineville, N.C. • Resides: Chester, S.C.

## 43 COLLIN SNIDER

RHP • R/R • 6'4" • 205 • 10/10/1995 (27)  
2017 MLB Draft — Round 12 (Vanderbilt)  
Born/Resides: Murfreesboro, Tennessee

## 56 ANTHONY VENEZIANO

LHP • L/L • 6'6" • 200 • 9/1/1997 (25)  
2019 MLB Draft — Round 10 (Coastal Carolina)  
Born/Resides: Hackettstown, New Jersey

## 22 RYAN WEISS

RHP • R/R • 6'4" • 220 • 12/10/1996 (26)  
Claimed off Waivers from Arizona — 7/1/2022  
Born: South Elgin, Ill. • Resides: Raleigh, N.C.

## 34 NICK WITTGREN

RHP • R/R • 6'2" • 210 • 5/29/1991 (31)  
Signed 12/23/2022 as a Minor League Free Agent  
Born: Torrance, California • Resides: Jupiter, Florida

## QUICK NOTES

2023: Made his second consecutive Opening Day roster with the Royals, but allowed 10 ER in 5.0 IP (18.00 ERA) in 5 games with 7 H, 7 BB & 5 K ... has allowed 2 ER in 6.0 IP with Omaha, optioned to Omaha on 4/14, appeared in his first game 5/2 vs. LOU ... 13 of 18 outs he's recorded with Omaha this season have been strikeouts (5 on 4SFB, 8 on Sweeper).

2022: Spent nearly the entire season with Kansas City, pitching in 68 games for the Royals with a 5-2 record and 2.78 (21 ER in 68.0 IP) and 71 strikeouts ... 2nd-most appearances among rookie relievers, 8th in ERA, and 9th in strikeouts ... did not allow a HR over the final 26.0 innings of the season ... pitched 1 game for Omaha on May 24.

2021: Opened the season in NW Arkansas (AA) and assigned to Omaha on 7/8 ... earned his first MLB call-up on 9/20 and pitched in 5 games for Kansas City with 7 K in 6.1 IP.

4SFB (91-96), SL, SW

CONSECUTIVE BATTERS RETIRED: 0

SCORELESS STREAK: 3.0 IP (5/12 to 5/18)

2023: As a non-roster invitee, appeared in 4 Cactus League games for the Royals and went 0-1 with a 2.08 ERA (1 ER in 4.1 IP) and 8 K ... 2 of 4 starts were scoreless (4/1 @ IND and 4/27 @ NAS) ... contract selected by Kansas City on 5/3, threw 2.0 scoreless innings in MLB Debut vs. BAL 5/4, optioned 5/5.

2022: Spent the entire season with Omaha and made 29 appearances (24 starts) for the Storm Chasers, going 7-7 with his 1st career save ... maintained a 4.21 ERA (69 ER in 147.1 IP) with a career-high 105 strikeouts ... 147.1 IP ranked 1st among all Royals farmhands, while 24 starts ranked 4th, 7 W ranked tied 4th and 105 K was 6th.

2021: Joined NW Arkansas (AA) at the end of May, made his 2021 debut 5/26 and remained with the Naturals through the end of the postseason, made 15 Double-A starts.

4SFB (89-92), CH, CB, SL

CONSECUTIVE BATTERS RETIRED: 1 (5/18)

SCORELESS STREAK: 5.0 IP (5/18)

2023: For the 2nd straight year, made his spring debut with a scoreless Cactus League inning against his dad's Seattle Mariners, on 2/26 ... opened the regular season with NW Arkansas (AA) and pitched 10.1 scoreless innings with 1 ER and 13 K across 7 relief outings ... assigned to Omaha (AAA) on 5/3, made his Triple-A debut 5/4, struck out 2 and allowed 2 unearned runs.

2022: Pitched a scoreless Cactus League inning with a strikeout on 3/29 against his dad's Seattle Mariners ... spent the entire season with NW Arkansas (AA) and led the Naturals with 42 games pitched ... 11.87 K/9 ranked second among Royals minor leaguers (min. 60.0 IP), 212 opponents' batting average and 28.1% K% ranked 3rd.

MISC: Full name is *Jonah Seaver Dipoto*, after Iron Seaver ... father Jerry Dipoto is currently the President of Baseball Operations for the Seattle Mariners, formerly their GM.

SNK (91-93), SL, CB

CONSECUTIVE BATTERS RETIRED: 2 (5/17)

SCORELESS STREAK: 0.2 IP (5/17)

2023: Appeared in 4 Cactus League games for the Royals (2 starts) and went 0-1 with a 17.36 ERA (18 ER in 9.1 IP) and 7 K ... 2 of first 4 starts were quality starts, 4/7 vs. TOL and 4/19 vs. GWN ... called up 5/5 and threw 2.2 IP on 5/5 vs. OAK with 4 H & 2 ER, optioned back Omaha on 5/7.

2022: Split the season between KC and Omaha, making 21 starts over four stints with the Royals, plus nine starts with the Chasers ... 21 MLB starts ranked 7th among Major League rookies ... opened the year in Triple-A, made six starts before his first call-up to KC on 5/12 ... across all nine outings with Omaha, struck out 45 in 39.1 innings (10.3 K/9).

2021: Named Kansas City's Double-A Pitcher of the Year with NW Arkansas (AA) and spent much of the season with the Naturals before making his MLB debut with Kansas City on 9/17 and finishing the year with the Royals ... in 22 appearances (21 starts) with NWA, went 7-3 with a 3.33 ERA (39 ER in 105.1 IP) and 120 strikeouts (10.3 K/9).

4SFB (92-94), CB, CH, SNK, SL

CONSECUTIVE BATTERS RETIRED: 0

SCORELESS STREAK: 5.0 IP (5/11)

2023: After a scoreless season debut on April 2 @ IND, allowed at least 3 runs in 3 straight outings (1 start) ... first 4 outings were 2.0 IP+ ... 12 of 13 outings have been in relief, 7 of 13 appearances have been scoreless ... earned his first professional save with 1.2 scoreless innings on 5/5 vs. LOU ... recalled by Kansas City 5/16, threw 2.1 scoreless innings on 5/19 @ CWS and optioned back to Omaha 5/20.

2022: Made his first Opening Day roster with Kansas City, but only pitched in 7 games over three stints with the Major League club, also making 20 starts with Omaha (AAA) across three stints ... allowed less than two earned runs in 8 of his 20 starts with Omaha, including three scoreless outings.

2021: Kansas City's Paul Spittorff Minor League Pitcher of the Year, given to the top pitcher in the organization, also Omaha's Pitcher of the Year, the Triple-A East Pitcher of the Year and a Triple-A East Pitcher of the Year ... made 17 appearances (16 starts) and went 9-4 with a 3.46 ERA (31 ER in 80.2 IP) and a Triple-A best 115 strikeouts (12.8 K/9).

4SFB (95-97), SL, CH

CONSECUTIVE BATTERS RETIRED: 0

SCORELESS STREAK: 0.0 IP

2023: 8 of 16 appearances with Omaha have been scoreless, including a perfect 1.2 innings on 5/11 @ SWB ... 15.43 K/9 (32 K in 18.2 IP) ranks 2nd in the organization among Royals minor league pitchers with at least 15.0 IP, 36.0% Ks is 5th.

2022: Signed with the Yokohama DeNA BayStars of Nippon Professional Baseball (NPB) on December 8, 2021 and pitched in 32 games, going 1-3 with two saves, a 3.25 ERA (13 ER in 36.0 IP) and 56 strikeouts (10.3 K/9) between Japan's Central League (equivalent to Major League Baseball) and Eastern League (Japan's Minor Leagues).

2020-2021: Pitched 16 games in the Major Leagues between New York (AL) and Baltimore, with a 2-1 record and 14.40 ERA (24 ER in 15.0 IP) and 19 strikeouts ... pitched a scoreless ninth inning to finish the game his Major League debut on July 25 @ Baltimore.

4SFB (93-95), SPL, SL

CONSECUTIVE BATTERS RETIRED: 2 (5/19)

SCORELESS STREAK: 1.1 IP (5/19)

2023: Traded by the Phillies to the Royals on 5/8 in exchange for OF Junior Marin and cash ... made 5 appearances (4 starts) with Lehigh Valley (AAA) and went 0-2 with a 7.31 ERA (13 ER in 16.0 IP) with 15 strikeouts and 7 walks ... threw 2 scoreless innings in his Royals organization debut on 5/12 @ SWB, struck out three and retired his last four ... struck out 5 over 2.0 innings 5/16 vs. TOL.

2022: Limited to 13 starts for Reading (AA) and went 2-6 with a 5.05 ERA ... placed on the IL on 6/22 with a right posterior elbow impingement, reinstated on 6/29, recalled by the Phillies and placed on the 60-day IL for the remainder of the season with a right elbow stress reaction.

2021: Selected to Philadelphia's 40-man roster in November, recorded a 4.25 ERA (37 ER in 78.1 IP) with 83 K in 20 games (15 starts) between Jersey Shore (A+) and Reading (AA).

SNK (92-94), CB, CH, CUT

CONSECUTIVE BATTERS RETIRED: 3 (5/16)

SCORELESS STREAK: 1.0 IP (5/16)

2023: Re-signed with Kansas City as a Minor League Free Agent on March 29 ... opened the season on the Development List for Omaha, activated May 6 for his first appearance of the season and allowed 5 ER on 7/8 in 3.0 IP, rebounded with 4.2 scoreless IP on 5/19 vs. TOR.

2022: Signed with Kansas City as a minor league free agent on March 10, 2022 and appeared in 5 games (1 start) for the Royals, going 0-1 with 1 save and a 5.14 ERA (4 ER in 7.0 IP) ... began the season with Omaha and spent most of the year with the Chasers, appearing in 25 games (20 starts) with a 7-7 record and 5.20 ERA.

2021: Played overseas for the Kia Tigers of the Korean Baseball Organization ... went 8-3 in 21 starts with a 3.60 ERA (48 ER in 120.0 IP) and 104 K (20.7% of batters faced).

4SFB (91-94), CUT, CH, SL

CONSECUTIVE BATTERS RETIRED: 1 (5/6)

SCORELESS STREAK: 0.1 IP (5/6)

2023: As a non-roster invitee, appeared in 2 Cactus League games for the Royals and struck out 4 with a 16.20 ERA (3 ER in 1.2 IP) ... 10 of 14 appearances with Omaha have been scoreless, including 2 innings in extras on 5/11 @ SWB, pitching the 10th and 11th.

2022: Spent the entire season with Omaha and was named Kansas City's Triple-A Pitcher of the Year with the Storm Chasers, going 5-4 with a team-high tying 8 saves, a 3.61 ERA (25 ER in 62.1 IP) with 69 strikeouts to just 17 walks (4.06 K/BB) in a team-best 54 relief appearances ... threw the longest scoreless streak in MLB, a stretch of 26.1 innings and 22 appearances from 5/19 to 7/26 in which he did not allow a run, holding opponents to a .183 average (17-for-93) with 34 strikeouts.

2021: Began the season with NW Arkansas (AA), split the season between the Naturals and Omaha, combined for the 3rd-most appearances among KC minor leaguers (47).

SNK (90-92), SL, CH, CUT

CONSECUTIVE BATTERS RETIRED: 2 (5/19)

SCORELESS STREAK: 4.1 IP (5/11 to 5/19)

2023: Appeared in 2 Cactus League games for the Royals and produced a 3.00 ERA (1 ER in 3.0 IP) and 1 K.

2022: Began the season with NW Arkansas (AA), made 10 starts before being assigned to Omaha on 6/9, where he finished the season, pitched in 17 games (15 starts) for Omaha) and went 3-8 with a 5.62 ERA (46 ER in 73.2 IP) ... with the Naturals, was named the Texas League Pitcher of the Week back-to-back, on 5/9 and 5/16, did not allow an earned run in 28.2 innings between 5/1 and 5/26 ... was the Texas League's May Pitcher of the Month right before getting called up to Triple-A.

2021: Split the season between Quad Cities (A+) and NW Arkansas (AA), with a break in between to pitch for Team USA at the 2021 WBSC Olympic Baseball Qualifiers ... named an MiLB.com Organization All-Star ... among qualified MiLB pitchers (96.0 IP), ranked 14th in WHIP, 14th in opponents' average (.198) and 16th in ERA (2.83).

SNK (87-91), CH, CB

CONSECUTIVE BATTERS RETIRED: 1 (5/14)

SCORELESS STREAK: 0.1 IP (5/14)

2023: Opened the season with NW Arkansas (AA) and pitched 9.2 scoreless innings with 11 strikeouts across 8 relief outings, allowed 4 H and 4 BB for a 0.83 WHIP and 1.29 ERA in 9.2 IP ... made his Triple-A debut 5/5 vs. LOU, struck out his first 2 batters in a 1-2-3 7th inning.

2022: Opened the season with Quad Cities (A+) and pitched 2.2 scoreless innings with nine strikeouts, across three relief outings ... assigned to NW Arkansas (AA) on 2/1, where he ended the season ... earned decisions in 5 of his first 6 outings with Naturals (3 W, 1 L, 1 SV) ... 13 of 33 NWA outings were scoreless, allowed 1 ER or less in 20 of 33 ... made first pro start 6/22 vs. SPR ... was on the Injured List from 8/18 to 9/1, threw scoreless fifth inning in first outing back 9/3.

MISC: Graduated from the Colorado School of Mines with a mechanical engineering degree, threw 22.42 innings, but also hit .288 with a 1.142 OPS as an outfielder.

SNK (91-93), SL, CH

CONSECUTIVE BATTERS RETIRED: 7 (5/17)

SCORELESS STREAK: 4.0 IP (5/13 to 5/17)

2023: Appeared in 6 Cactus League games for the Royals in his first MLB Spring Training and went 1-0 with a 4.50 ERA (3 ER in 6.0 IP) and 3 K ... has not allowed an earned run in 12 of his team-best 17 appearances ... threw 2.0 perfect innings 5/6 vs. LOU.

2022: Split his first full season in the Twins organization between Wichita (AA) and St. Paul (AAA), earned Minnesota MiLB.com Organization All-Star honors as a relief pitcher ... posted a 1.57 ERA (11 ER in 63.0 IP) with 76 strikeouts against 29 walks (10.36 K/9 and 2.62 K/BB) across 50 games between the two levels, the best ERA in 2022 among all MiLB relievers that made 50+ appearances and threw a minimum of 60.0 IP.

2021: Began the season in the Cardinals' organization, acquired by Minnesota via trade on July 30 ... split the year between Peoria (A+) Springfield (AA) and Wichita (AA), combining to pitch in 39 games with a 3-1 record and 3.91 ERA (23 ER in 53.0 IP), striking out 69 with 35 walks ... originally drafted by St. Louis in the 16th Round in 2018.

SNK (89-92), CH, SL

CONSECUTIVE BATTERS RETIRED: 7 (5/14 to 5/18)

SCORELESS STREAK: 7.0 IP (5/4 to 5/18)

2023: Appeared in 7 Cactus League games for the Royals and went 1-0 with a 3.52 ERA (3 ER in 7.2 IP) and 10 K to just 1 BB ... 7 of 13 appearances have been scoreless ... has not allowed an earned run in his last five outings (5.0 IP), with 7 strikeouts in that span.

2022: Made the Opening Day Roster and his MLB Debut with Kansas City ... in his first season in the big leagues, started and ended the season with Kansas City ... pitched in 42 games across five stints with the Royals, going 4-2 with a 6.55 ERA (25 ER in 34.1 IP) ... began his career with 1.1 scoreless innings over 6 games, and pitched in 27 of KC's first 36 games during his first stint from Opening Day through 6/9 ... also appeared in 20 games with Omaha (AAA) with a 5.40 ERA (13 ER in 21.2 IP) and 12 scoreless outings.

2021: Split the season between NW Arkansas (AA) and Omaha, making a career-high 48 appearances with a career-high 64 strikeouts and 26 walks ... joined the Storm Chasers a week into the season, returned to NWA on June 6, transferred back to Triple-A on August 24, posted a 3.15 ERA in 25 Double-A outings before returning to Omaha.

SNK (94-95), SL

CONSECUTIVE BATTERS RETIRED: 3 (5/19)

SCORELESS STREAK: 2.1 IP (5/16 to 5/19)

2023: Was the Opening Day starter for NW Arkansas (AA) and made 8 starts for the Naturals, going 5-1 with a 2.13 ERA (10 ER in 42.1 IP) with 5 BB and 48 K (9.6 K/BB, 10.2 K/9) ... 4 of his first 7 starts were scoreless, promoted to Omaha on 5/19.

2022: Spent the entire season with NW Arkansas (AA) and went 6-9 over 26 outings (25 starts) with a 5.72 ERA (78 ER in 122.2 IP) and 129 strikeouts, with a team best eight quality starts ... led the Naturals staff in games started (25) and innings pitched (122.2 IP) ... ranked 3rd among Royals farmhands in strikeouts, behind only Alec Marsh (156) and Adrian Alcantara (130), tied 3rd in the organization in games started and 4th in innings pitched.

2021: Named Quad Cities (A+) Pitcher of the Year ... across 27 starts, went 6-4 with a 3.75 ERA (39 ER in 93.2 IP), while striking out an organization-best 127 and walking just 37 ... named the High-A Central Pitcher of the Year and All-Star left-handed starting pitcher.

CONSECUTIVE BATTERS RETIRED: 0

SCORELESS STREAK: 0

2023: As a non-roster invitee, appeared in 8 Cactus League games for the Royals and went 2-0 with a 1.93 ERA (2 ER in 9.1 IP) and 15 K to 5 BB ... 5 of 12 outings have been scoreless, allowed at least 1 run in 5 straight appearances between 4/5 and 4/20 ... threw 2.0 scoreless innings 5/5 vs. LOU.

2022: Began the season on Arizona's 40-man roster and opened the year with Amarillo (AA) and made 10 appearances before being promoted to Reno (AAA) ... DFA'd on June 26, and claimed by Kansas City on July 1, but optioned off the 40-man roster at completion of the deal ... in 47 appearances (1 start) across the three affiliates, went 3-2 with a 6.93 ERA (48 ER in 62.1 IP) ... made his Omaha debut 7/3 @ BAL and made 30 relief appearances with the Chasers, with 34 strikeouts in 35.2 innings (8.6 K/9).

2021: Split the season between Amarillo (AA) and Reno (AAA) ... appearing in 34 games (8 starts), combined to go 6-3 with one save, and a 4.60 ERA (40 ER in 78.1 IP), along with 88 strikeouts ... back-to-back Double-A Central Pitcher of the Week to open the season, with a career-best 17.2-inning scoreless streak from May 16 to 23.

SNK, CB, 4SFB (90-93), SL

CONSECUTIVE BATTERS RETIRED: 2 (5/16)

SCORELESS STREAK: 3.1 IP (5/4 to 5/16)

2023: 14 of 16 appearances with Omaha have been scoreless with 7 perfect appearances ... has retired 56 of 72 batters faced (78%) ... allowed 1 earned run over his first 12 appearances, including a streak of 9 straight scoreless outings (11.2 IP) from April 9 to May 7.

2022: Pitched 29 games for the St. Louis Cardinals and allowed 1 run over his first 11 appearances (6.1 IP), but recorded a 5.00 ERA (10 ER in 12.0 IP) in May and a 6.75 ERA (8 ER in 10.2 IP) in June, before being DFA'd on July 2 and assigned to 7/9 ... did not play professional baseball for the rest of the season.

2016-22: Over parts of seven seasons in the Major Leagues with Miami, Cleveland and St. Louis, pitched in 287 games (1 start) with a 3.96 ERA (123 ER in 300.1 IP) and 282 strikeouts ... has allowed only 27 of 130 inherited runners to score in his MLB career, and that rate of 20.8% ranks 5th in the Majors since 2016 (min. 275 appearances).

4SFB (90-92), SL, CH, CUT

CONSECUTIVE BATTERS RETIRED: 7 (5/12 to 5/18)

SCORELESS STREAK: 3.2 IP (5/11 to 5/18)

## CAREER HIGHS

IP	3.0	8/31/19 vs. Lansing
K	4	(4x) Last: 9/12/21 @ St. Paul
BB	4	4/10/23 @ TEXAS
H	5	7/4/21 @ Springfield
ER	6	4/10/23 @ TEXAS
NP	38	8/22/18 @ Great Lakes
IP	8.0	6/14/19 @ Columbia
K	10	7/23/19 vs. Potomac
BB	5	(2x) Last: 5/7/22 vs. Columbus
H	10	6/29/22 @ St. Paul
ER	5	(6x) Last: 8/2/22 vs. St. Paul
NP	119	6/14/19 @ Columbia
IP	3.0	(4x) Last: 5/16/21 vs. Cedar Rapids
K	6	5/16/21 vs. Cedar Rapids
BB	4	(2x) Last: 4/8/22 @ Springfield
H	5	8/24/22 vs. Springfield
ER	4	8/24/22 vs. Springfield
NP	50	8/24/22 vs. Springfield
IP	7.0	(4x) Last: 4/19/23 vs. Gwinnett
K	12	6/25/19 vs. Columbia
BB	6	(2x) Last: 5/25/22 @ ARIZONA
H	9	(3x) Last: 4/13/23 @ Iowa
ER	11	4/13/23 @ Iowa
NP	103	9/3/22 @ DETROIT
IP	8.0	(2x) Last: 8/24/19 @ Frisco
K	10	(2x) Last: 7/3/21 @ St. Paul
BB	5	(3x) Last: 5/31/22 vs. Indianapolis
H	11	(2x) Last: 6/14/22 @ Iowa
ER	9	6/14/22 @ Iowa
NP	107	6/8/19 vs. Fayetteville
IP	3.1	8/1/18 vs. Aberdeen
K	6	8/8/18 vs. Lowell
BB	5	9/12/21 vs. Rochester
H	5	7/2/18 vs. Brooklyn
ER	5	(2x) Last: 9/6/21 vs. TORONTO
NP	53	8/8/18 vs. Lowell
IP	7.0	8/28/19 vs. Lakeland
K	10	8/13/21 vs. Akron
BB	6	6/9/21 vs. Hartford
H	8	(2x) Last: 4/27/22 @ New Hampshire
ER	6	(2x) Last: 4/27/22 @ New Hampshire
NP	98	6/15/22 vs. Portland
IP	9.0	(4x) Last: 5/26/18 vs. ARIZONA
K	9	(4x) Last: 5/1/22 vs. St. Paul
BB	5	(4x) Last: 6/9/22 vs. Lehigh Valley
H	12	6/13/15 @ Lake Elsinore
ER	8	(3x) Last: 9/20/22 vs. Iowa
NP	118	9/15/17 @ PHILADELPHIA
IP	5.0	6/23/19 vs. Greenville
K	6	7/16/19 @ Rome
BB	3	(2x) Last: 6/13/21 @ Frisco
H	5	(5x) Last: 4/8/23 vs. Toledo
ER	6	9/11/21 @ St. Paul
NP	60	6/23/19 vs. Greenville
IP	7.0	(4x) Last: 5/13/22 vs. Wichita
K	9	(3x) Last: 5/13/22 vs. Wichita
BB	6	6/22/22 vs. Columbus
H	10	5/4/23 vs. Louisville
ER	9	5/4/23 vs. Louisville
NP	100	(2x) Last: 7/8/22 vs. Toledo
IP	3.0	7/16/21 @ Myrtle Beach
K	5	(2x) Last: 4/15/22 vs. Cedar Rapids
BB	4	(3x) 8/17/22 vs. San Antonio
H	5	(4x) 8/13/22 @ Arkansas
ER	6	8/17/22 vs. San Antonio
NP	58	6/22/22 vs. Springfield
IP	3.0	(5x) Last: 6/18/21 @ Wichita
K	5	(4x) Last: 8/20/21 @ Springfield
BB	3	(3x) Last: 7/22/22 @ Indianapolis
H	5	(3x) Last: 8/12/21 @ Tulsa
ER	4	8/12/21 @ Tulsa
NP	55	8/20/21 @ Springfield
IP	6.0	4/8/18 vs. Charleston
K	5	(2x) Last: 6/30/21 @ Springfield
BB	3	(2x) Last: 8/7/22 vs. St. Paul
H	11	9/2/18 @ Greenville
ER	7	5/14/21 @ Columbus
NP	90	4/13/18 @ Augusta
IP	7.0	6/9/22 @ Tulsa
K	10	(3x) Last: 7/23/22 vs. Springfield
BB	5	(3x) Last: 8/25/22 vs. Springfield
H	12	7/29/19 vs. Missoula
ER	8	(2x) Last: 7/2/22 @ Amarillo
NP	99	(2x) Last: 8/31/22 @ Tulsa
IP	6.0	(10x) Last: 5/18/21 vs. Midland
K	8	(2x) Last: 5/18/21 vs. Midland
BB	4	(2x) Last: 7/9/21 vs. Las Vegas
H	11	9/1/19 @ Modesto
ER	7	(2x) Last: 5/29/21 @ Corpus Christi
NP	92	6/10/21 @ Corpus Christi
IP	3.0	(4x) 4/13/17 vs. NEW YORK (NL)
K	5	4/20/13 vs. Charlotte
BB	3	(2x) Last: 9/20/21 vs. KANSAS CITY
H	5	4/20/14 vs. Pensacola
ER	5	7/23/21 vs. TAMPA BAY
NP	49	(2x) 5/6/16 vs. HOUSTON

## OMAHA RELIEVERS

PITCHER	LAST OMA RELIEF APPEARANCE (IP)	LEAD	TRAIL	TIED	1	2	3	4	5	6	7	8	9	10+	BR INHER.	BR SCORE	% SCORE	TOTAL	POSSIBLE	% 1-2-3
57 Coleman, Dylan	THU 5/18 vs. Toledo (1.0 IP)	3	3	-	-	-	-	-	-	2	1	3	-	-	-	-	-	3	6	50.0%
31 Cox, Austin	TUE 5/9 @ Scranton/WB (3.0 IP)	-	1	1	-	-	2	-	-	-	-	-	-	-	5	3	60.0%	0	4	0.0%
55 Dipoto, Jonah	WED 5/17 vs. Toledo (2.0 IP)	2	1	1	-	-	-	1	-	1	1	1	-	-	1	0	0.0%	1	5	20.0%
31 Kowar, Jackson	SAT 5/13 @ Scranton/WB (1.0 IP)	6	6	-	-	-	-	-	3	4	1	4	-	-	9	4	44.4%	0	14	0.0%
58 Kriske, Brooks	FRI 5/19 vs. Toledo (2.0 IP)	8	8	-	-	-	-	-	2	2	6	3	3	-	8	3	37.5%	4	16	28.6%
46 Martinez, Marcelo	SAT 4/29 @ Nashville (3.2 IP)	2	3	-	-	-	2	1	-	-	2	-	-	-	3	3	100.0%	5	10	50.0%
48 McArthur, James	TUE 5/16 vs. Toledo (2.0 IP)	1	1	-	-	-	-	-	1	1	-	-	-	-	-	-	-	1	4	25.0%
41 Núñez, Andrés	FRI 5/19 vs. Toledo (1.1 IP)	4	8	3	-	-	-	2	3	5	3	1	-	1	9	1	11.1%	4	15	28.6%
53 Parrish, Drew	SAT 4/1 @ Indianapolis (3.0 IP)	1	-	-	-	-	-	1	-	-	-	-	-	-	-	-	-	2	3	66.7%
40 Pennington, Walter	WED 5/17 vs. Toledo (2.1 IP, W)	3	1	-	-	-	-	1	-	2	1	-	-	-	-	-	-	3	6	50.0%
47 Sisk, Evan	THU 5/18 vs. Toledo (1.0 IP)	5	9	3	-	-	-	-	6	5	3	2	1	-	5	3	60.0%	4	12	33.3%
43 Snider, Collin	FRI 5/19 vs. Toledo (1.0 IP)	7	7	1	-	-	-	-	2	3	9	1	-	-	5	3	60.0%	2	11	20.0%
44 Weiss, Ryan	TUE 5/16 vs. Toledo (1.0 IP)	4	8	-	-	-	-	-	-	4	4	4	-	-	-	-	-	1	11	9.1%
62 Wittgren, Nick	THU 5/18 vs. Toledo (1.0 IP)	13	3	-	-	-	-	-	1	1	1	5	8	-	9	3	33.3%	8	17	47.1%
Quas, Jose	SAT 5/6 vs. Louisville (1.0 IP)	1	-	-	-	-	-	-	-	-	-	-	1	-	-	-	-	0	1	0.0%
Dye, Josh	FRI 4/28 @ Nashville (0.2 IP, L)	-	2	1	-	-	1	-	-	-	1	-	1	-	1	1	100.0%	1	3	33.3%
Staumont, Josh	WED 4/12 @ Iowa (1.0 IP)	2	2	-	-	-	-	-	-	-	-	-	4	-	-	-	-	1	4	25.0%
Taylor, Josh	WED 4/12 @ Iowa (1.0 IP)	3	2	-	-	-	-	-	1	2	1	1	-	-	2	2	100.0%	1	5	20.0%
		65	65	10	0	0	5	6	10	27	31	34	25	2	57	26	45.6%	41	147	27.9%

## BULLPEN BUDGET: RELIEVER PITCH COUNTS (LAST THREE WEEKS)

DAY OF WEEK	TUE	WED	THU	FRI	SAT	SUN	MON	TUE	WED	THU	FRI	SAT	SUN	MON	TUE	WED	THU	FRI	SAT	SUN
DATE	5/2	5/3	5/4	5/5	5/6	5/7	5/8	5/9	5/10	5/11	5/12	5/13	5/14	5/15	5/16	5/17	5/18	5/19	5/20	5/21
57 Coleman, Dylan		35				23			18		18		22		13		30			
55 Dipoto, Jonah	17 (HWA)		27			29										44				
58 Kriske, Brooks			10			33				21		15				24		35		
48 McArthur, James											40				39					
41 Núñez, Andrés		16			36					21			13					22		
40 Pennington, Walter (L)				22				41				32				23				
47 Sisk, Evan (L)	23		18		21					28			32				14			
43 Snider, Collin	36				17				15						24		5	17		
44 Weiss, Ryan	25		21					24							17					
62 Wittgren, Nick		12				22				25	23		7				17			

## OMAHA STARTING PITCHER SPLITS

PITCHER	GS	W-L	TEAM W-L	R SUPPORT	SUPPORT/START
Mayers, Mike	8	2-1	3-5	15	1.88
60 Heasley, Jonathan	8	1-4	4-4	24	3.00
53 Parrish, Drew	7	0-2	3-4	26	3.71
31 Cox, Austin	6	2-0	4-3	18	3.00
Castillo, Max	5	0-5	0-5	5	1.00
52 Lynch, Daniel	3	1-0	2-1	10	3.33
36 Mengden, Daniel	2	0-0	2-0	6	3.00
46 Martinez, Marcelo	1	0-1	0-1	1	1.00
37 Kowar, Jackson	1	0-1	0-1	1	1.00
TOTALS	41			106	2.59

## 1ST PITCH STRIKES

FPS	TBF	% FPS
99	160	61.9%
109	181	60.2%
72	122	59.0%
62	107	57.9%
75	114	65.8%
29	54	53.7%
13	36	36.1%
13	22	59.1%
9	14	64.3%
481	810	59.4%

## 1-2-3 INNINGS

TOTAL	POSSIBLE	% 1-2-3
9	34	26.5%
12	39	30.8%
8	28	28.6%
11	28	39.3%
6	22	27.3%
3	11	27.3%
1	4	25.0%
2	5	40.0%
0	2	0.0%
52	173	30.1%

## OMAHA STARTERS VS. RELIEVERS

STARTERS	RELIEVERS
6-14	W-L
6.38	ERA
182.0	INNINGS
210 (38)	HITS (HR)
135 (129)	R (ER)
81	BB
152	K
1.60	WHIP
.292	AVG
12-9	
4.89	
182.1	
191 (23)	
116 (99)	
100	
205	
1.60	
.271	

## OMAHA STARTING PITCHER/CATCHER MATCHUPS

PITCHER	LOGAN PORTER						JAKSON REETZ						FREDDY FERMIN						TOTALS										
	GS	W-L	ERA	IP	ER	BB	SO	GS	W-L	ERA	IP	ER	BB	SO	GS	W-L	ERA	IP	ER	BB	SO	GS	W-L	ERA	IP	ER	BB	SO	
Mayers, Mike	-	-	-	-	-	-	-	5	2-0	4.91	22.0	12	11	20	3	0-1	10.50	12.0	14	6	9	-	8	2-1	6.88	34.0	26	17	29
60 Heasley, Jonathan	4	0-3	6.85	22.1	17	5	18	4	1-1	10.70	17.2	21	9	16	-	-	-	-	-	-	-	-	8	1-4	8.55	40.0	38	14	34
53 Parrish, Drew	4	0-2	7.50	18.0	15	9	12	1	0-0	5.40	3.1	2	3	6	2	0-0	3.86	7.0	3	3	11	-	7	0-2	6.35	28.1	20	15	29
31 Cox, Austin	4	1-0	2.65	17.0	5	7	18	2	1-0	0.82	11.0	1	6	9	-	-	-	-	-	-	-	-	6	2-0	1.93	28.0	6	13	27
Castillo, Max	2	0-2	4.66	9.2	6	2	2	1	0-1	8.44	5.1	5	3	3	2	0-2	7.71	9.1	8	5	4	-	5	0-5	6.66	24.1	18	10	9
52 Lynch, Daniel	-	-	-	-	-	-	-	3	1-0	5.25	12.0	7	3	13	-	-	-	-	-	-	-	-	3	1-0	5.25	12.0	7	3	13
36 Mengden, Daniel	2	0-0	5.87	7.2	5	4	5	-	-	-	-	-	-	-	-	-	-	-	-	-	-	-	2	0-0	5.87	7.2	5	4	5
46 Martinez, Marcelo	1	0-1	9.00	5.0	5	1	3	-	-	-	-	-	-	-	-	-	-	-	-	-	-	-	1	0-1	9.00	5.0	5	1	3
37 Kowar, Jackson	-	-	-	-	-	-	-	-	-	-	-	-	-	-	1	0-1	13.50	2.2	4	4	3	-	1	0-1	13.50	2.2	4	4	3
Relievers	-	5-3	5.43	71.1	52	36	83	-	2-5	4.13	56.2	26	33	65	-	5-1	4.97	54.1	30	31	57	-	-	12-9	4.89	182.1	99	100	205
TOTALS	17	6-11	5.66	151.0	95	64	141	12	6-6	4.32	110.1	53	59	116	12	6-6	6.99	103.0	80	58	100	-	41	18-23	5.63	364.1	228	181	357
	CS/ATT	8/27	PCT	29.63%			CS/ATT	0/13	PCT	0.0%			CS/ATT	3/10	PCT	30.00%			CS/ATT	/	PCT	0.0%			CS/ATT	11/50	PCT	22.00%	

## OMAHA CATCHER PITCHING STATS

CATCHERS	W	L	ERA	GS	SV	IP	H	R	ER	HR	HB	BB	IBB	SO	WHIP	AVG	WP	GDP	TBF	SB	CS	ATT	%CS	PB
14 Logan Porter	6	11	5.66	17	1	151.0	169	106	95	31	13	64	2	141	1.54	.289	7	25	665	19	8	27	29.63%	2
25 Jakson Reetz	6	6	4.32	12	5	110.1	113	60	53	13	5	59	0	116	1.56	.263	12	8	499	13	0	13	0.00%	0
4 Freddy Fermin	6	6	6.99	12	2	103.0	119	85	80	17	8	58	1	100	1.72	.288	9	8	488	7	3	10	30.00%	2

## PITCH TIMER VIOLATIONS CALLED ON OMAHA PITCHERS (12)

DATE	PITCHER (# IN '23)	INNING	UMPIRE	COUNT AT CALL	BATTER RESULT (COUNT)	DATE	PITCHER (# IN '23)	INNING	UMPIRE	COUNT AT CALL	BATTER RESULT (COUNT)
1. April 4 vs. Toledo	Marcelo Martinez (1)	▲ 7	Dane Poncsak	0-0	Strikeout Swinging (1-2)	1. April 4 vs. Toledo	Marcelo Martinez (1)	▲ 7	Dane Poncsak	0-0	Strikeout Swinging (1-2)
2. April 7 vs. Toledo	Ryan Weiss (1)	▲ 9	Matt Bates	1-0	Walk (3-0)	2. April 7 vs. Toledo	Ryan Weiss (1)	▲ 9	Matt Bates	1-0	Walk (3-0)
3. April 9 vs. Toledo	Max Castillo (1)	▲ 3	Cody Oakes	0-0	Strikeout Swinging (3-2)	3. April 9 vs. Toledo	Max Castillo (1)	▲ 3	Cody Oakes	0-0	Strikeout Swinging (3-2)
4. April 18 vs. Gwinnett	Mike Mayers (1)	▲ 5	Takahito Matsuda	0-0	Flyout, F7 (1-0)	4. April 18 vs. Gwinnett	Mike Mayers (1)	▲ 5	Takahito Matsuda	0-0	Flyout, F7 (1-0)
5. April 20 vs. Gwinnett	Max Castillo (2)	▲ 4	Ben Phillips	0-0	Walk (3-1)	5. April 20 vs. Gwinnett	Max Castillo (2)	▲ 4	Ben Phillips	0-0	Walk (3-1)
6. April 22 vs. Gwinnett	Drew Parrish (1)	▲ 5	Jose Navas	0-0	Walk (3-1)	6. April 22 vs. Gwinnett	Drew Parrish (1)	▲ 5	Jose Navas	0-0	Walk (3-1)
7. April 23 vs. Gwinnett	Evan Sisk (1)	▲ 7	Ben Phillips (2)	0-0	Lineout (1-1)	7. April 23 vs. Gwinnett	Evan Sisk (1)	▲ 7	Ben Phillips (2)	0-0	Lineout (1-1)
8. April 27 @ Nashville	Austin Cox (1)	▼ 3	Mark Bass	1-2	Strikeout Swinging (2-2)	8. April 27 @ Nashville	Austin Cox (1)	▼ 3	Mark Bass	1-2	Strikeout Swinging (2-2)
9. April 30 @ Nashville	Andrés Núñez (1)	▲ 9	Mark Bass (2)	2-0	Walk (3-0)	9. April 30 @ Nashville	Andrés Núñez (1)	▲ 9	Mark Bass (2)	2-0	Walk (3-0)
10. May 4 vs. Louisville	Drew Parrish (2)	▲ 3	Randy Rosenberg	1-1	Walk (3-2)	10. May 4 vs. Louisville	Drew Parrish (2)	▲ 3	Randy Rosenberg	1-1	Walk (3-2)
11. May 6 vs. Louisville	Daniel Mengden (1)	▲ 3	Louie Krupa	0-0	RBI Single (1-1)	11. May 6 vs. Louisville	Daniel Mengden (1)	▲ 3	Louie Krupa	0-0	RBI Single (1-1)
12. May 10 @ Scranton/WB	Mike Mayers (2)	▼ 3	Raul Moreno	1-1	Strikeout Looking (3-2)	12. May 10 @ Scranton/WB	Mike Mayers (2)	▼ 3	Raul Moreno	1-1	Strikeout Looking (3-2)





## PLAYER

## 19 CJ ALEXANDER

INFIELD/OUTFIELD • L • 6'3" • 215 • 7/16/1996 (26)  
Traded from Atlanta – 11/1/2022  
Drafted by Atlanta – 2018, 20th Round  
Born: Merrillville, Indiana • Resides: Surprise, Arizona

## 16 DAIRON BLANCO

OUTFIELDER • R/R • 6'0" • 200 • 4/26/1993 (30)  
Traded from Oakland – 7/27/2019  
Born: Florida, Cuba • Resides: Miami, Florida

## 3 TUCKER BRADLEY

OUTFIELDER • L/L • 6'0" • 195 • 5/6/1998 (24)  
Signed 6/23/2020 as an Undrafted Free Agent (Georgia)  
Born/Resides: Chickamauga, Georgia

## 12 JOHAN CAMARGO

INFIELDER • S/R • 6'0" • 205 • 12/13/1993 (30)  
Signed 1/25/2023 as a Minor League Free Agent  
Born/Resides: Panama City, Panama

## 17 ANGELO CASTELLANO

INFIELDER • R/R • 6'0" • 165 • 1/13/1995 (28)  
Signed 7/16/2011 as an International Free Agent  
Born/Resides: San Diego, Venezuela

## 6 CLAY DUNGAN

INFIELDER • L/R • 6'1" • 195 • 6/2/1996 (26)  
2019 MLB Draft – Round 9 (Indiana State)  
Born: Muncie, Indiana • Resides: Alexandria, Indiana

## 28 TYLER GENTRY

OUTFIELDER • R/R • 6'2" • 215 • 2/1/1999 (24)  
2020 MLB Draft – Round 3 (Alabama)  
Born: Memphis, Tenn. • Resides: Arlington, Tenn.

## 18 BREWER HICKLEN

OUTFIELDER • R/R • 6'2" • 220 • 2/9/1996 (27)  
2017 MLB Draft – Round 7 (Alabama at Birmingham)  
Born/Resides: Huntsville, Alabama

## 13 NICK LOFTIN

INFIELDER • R/R • 6'1" • 200 • 10/6/1995 (26)  
2020 MLB Draft – Round 13/2nd Overall (Baylor)  
Born: Corpus Christi, Texas • Resides: Surprise, Ariz.

## 8 NICKY (MLB REHAB) LOPEZ

INFIELDER • L/R • 5'10" • 180 • 3/13/1995 (28)  
2016 MLB Draft – Round 5 (Creighton)  
Born: Naperville, Illinois • Resides: Scottsdale, Arizona

## 14 LOGAN PORTER

CATCHER/INFIELDER • R/R • 6'0" • 200 • 7/12/1995 (27)  
Signed 6/21/2018 as an Undrafted Free Agent (Dixie State)  
Born: Phoenix, Texas • Resides: Surprise, Arizona

## 25 JAKSON REETZ

CATCHER • R/R • 6'0" • 215 • 1/3/1996 (27)  
Signed 12/12/2022 as a Minor League Free Agent  
Drafted by Washington – 2014, 3rd Round  
Born: Hickman, Nebraska • Resides: Elkhorn, Nebraska

## 0 SAMAD TAYLOR

INFIELDER/OUTFIELDER • R/R • 5'10" • 160 • 7/11/1998 (24)  
Traded from Toronto – 8/2/2022  
Drafted by Cleveland – 2013, 10th Round  
Born: Corona, California • Resides: Sioux Falls, South Dakota

## 11 DREW (MLB REHAB) WATERS

OUTFIELDER • S/R • 6'2" • 200 • 12/30/1998 (24)  
Traded from Atlanta – 11/1/2022  
Drafted by Atlanta – 2016, 2nd Round  
Born: Atlanta, Georgia • Resides: Marietta, Georgia

## QUICK NOTES

➤ 2023: Appeared in 17 Cactus League games for the Royals and slashed .391/.462/.783 (9-for-23) with 4 XBH (2 HR) and 6 RBI ... has made first 4 starts of his career in RF this season, 4 of his 5 career starts in the OF ... leads the team with 17 XBH (9 2B, 1 3B, 7 HR).  
➤ 2022: Began year with Mississippi Braves (AA) in the Southern League, traded with 2 players to KC from Atlanta on 7/11, assigned to NW Arkansas ... in 114 total games, tied 6th in Double-A in RBI (87), tied 10th in HR (25) ... set career highs in games played, 28 (18 HR, RBI and SB on 19). Double-A leader in Avg. in RBI (29), tied 1st in league in HR (8).  
➤ 2018-21: Played 182 games in the Braves' system, between K, A, A+ and AA ... slashed .229/.310/.374 (144-for-628) with 14 HR and 66 RBI ... began and ended 2019 in Double-A with Mississippi, spent July in High-A with the Florida Fire Frogs ... played 87 games in Double-A with league champion Mississippi in 2021.  
➤ MISCL: Brother Blaze is prospect in the Diamondbacks system, a 2022 Texas League Postseason All-Star with Amarillo, added to the D-backs 40-man roster in November 2022.

## HIT STREAK:

➤ 2023: Hit .310 in 16 Cactus League games for the Royals with 6 XBH (3 2B, 3 HR) and 5 RBI ... went 7-for-14 @ IND with 6 1B and 1 HR ... 1st in Triple-A with 27 steals (in 30 attempts), 4th in the Minors in SB ... 6 of his 7 RBI this season have come in last 14 games after just 1 in his first 18 games.  
➤ 2022: Played in 107 games for Omaha (AAA) but also appeared in five games with Kansas City from May 19 to June 3 ... slashed .301/.367/.486 (110-for-366) for Omaha and led the team in batting average while stealing a career-high 45 bases in Triple-A, a Storm Chasers single-season record ... made his MLB debut May 19 vs. Minnesota, went 2-for-7 over five games ... in September, slashed .436/.480/.649 (41-for-94) with 12 XBH (7 2B, 2 3B, 3 HR), 23 RBI and 11 SB, led the league in AVG, OBP and hits in the last month.  
➤ 2021: Split the season between NW Arkansas (AA) and Omaha (AAA), slashing a combined .277/.350/.441 (117-for-422) across 117 games with a career-best 41 stolen bases, while hitting 14 home runs and driving in 53 runs ... his 41 steals ranked 12th in MLB and second in the Royals organization, behind Tyler Loberl (55).

## HIT STREAK:

Ranked by MLB Pipeline as the No. 28 Royals prospect ...  
➤ 2023: Appeared in 18 Cactus League games for the Royals and slashed .273/.346/.545 (6-for-22) with 2 HR and 6 RBI ... hit first Triple-A HR in 6th inning on 4/12 @ IOW, 2-run HR ... hit pinch-hit 2-run 2B in win on 4/14 and had 3 RBI off the bench in comeback win ... 3-for-3, 2 RBI on his birthday, 5/6 vs. LOU.  
➤ 2022: Spent the entire season with NW Arkansas (AA) and reached base in 90 of 109 games (82.57%), reached base multiple times in team-best 56 games ... 1st on team with 33 multi-hit games ... 2 of 12 home runs this season were grand slams, on 4/23 @ Frisco and 5/15 @ Wichita, both in 5th inning, first two of his pro career ... reached base at least twice in seven games ... hit 10-for-22 ... homered in five straight games, 8/30 to 9/2 ... season-high 12-game on-base streak from 6/24 to 7/9.  
➤ 2021: Began his professional career splitting the year between Columbia (A) and Quad Cities (A+), .380 OBP ranked fourth among qualified Royals Minor Leaguers.

## HIT STREAK:

➤ 2023: Appeared in 18 Cactus League games for the Royals and hit .208 (5-for-24) with 1 2B ... opened the season on Omaha's Injured List, activated on 5/16 and went 2-for-3 with a walk in his Chasers debut.  
➤ 2022: Signed with the Phillies as a free agent on 12/21/2021 and made his third Opening Day roster (first with Philadelphia) ... appeared in 52 games with the Phillies and slashed .237/.216/.26-for-152, missed time with two stints on the 10-day injured list ... also played 41 games with Lehigh Valley (AAA) and 4 on rehab with Reading (AA), optioned to Triple-A on 7/30 and played in 35 games between Aug. and Sept. to end the season, 0-for-4 by Philadelphia on 9/25, outrighted off the 40-man roster on 10/6.  
➤ 2021: Split the season between Gwinnett Strikers (AAA) and Atlanta, appeared in 15 games for the Braves across seven stints ... led Braves Minor League hitters in hits (126), total bases (215), batting average (.326), slugging percentage (.557) and OPS (.958), while tied for the system lead in triples (4).

## HIT STREAK:

➤ 2023: Has hits in 20 of 29 games, reached base in his first 9 games of the season ... started 22 of Omaha's last 27 games at shortstop, after playing SS once in his first 7 games and Omaha's first 13 ... this season in his 12th in the Royals organization, all in the Minors, with 832 games played, 168 in Triple-A.  
➤ 2022: In his 11th year as a member of the Royals organization, began the year with Omaha, but assigned to NW Arkansas (AA) on 6/9 and finished the season with the Nationals ... over 59 games with the Storm Chasers, slashed .218/.318/.316 (38-for-174) while playing six different positions (1B, 2B, 3B, SS, LF & RF) ... made at least 10 starts at each SS (150.2 innings), 3B (121.0 innings) and 1B (115.0 innings) ... snapped 0-for-27 stretch with Nationals on 8/21 vs. San Antonio ... 15-for-67 over last 20 games after hitless streak ended ... played 80th MLB game (all in Royals system) on 9/15 vs. Frisco, entered as defensive replacement.  
➤ 2011-2023: Has played 803 games in the Royals' minor league system, slashing .232/.311/.317 (606-for-2610), with 29 HR and 271 RBI ... 2013 Dominican Royals Player of the Year ... 143 games with Omaha between 2021 and 2022, hitting .226 over 80 games in 2021, after an early-season promotion from Double-A.

## HIT STREAK:

➤ 2023: Opened the season on the injured list with a night hamate fracture he suffered in Spring Training, activated from the injured list 5/4 and made his season debut 5/5 ... first hit of the season was a HR in the 3rd inning on 5/9 @ SWB.  
➤ 2022: Spent the entire season with Omaha and tied for 1st on the team in triples (4), while ranking 2nd in games played (127), plate appearances (515) and runs (64), 3rd in doubles (22), total games (151), stolen bases (17) and walks (47), 4th in hits (94) and 5th in RBI (52) ... finished at a career-high six positions for the Chasers, including 2B, (62 G), 3B, (40 G), SS (6 G) and his first professional appearances in the outfield: in LF (13 G), CF (1 G) and RF (2 G).  
➤ 2021: Spent the entire season with NW Arkansas (AA), playing in 108 of the team's 119 regular season games, including 104 starts as the leadoff hitter ... led the Nationals in games played, at-bats (444), runs scored (74) and hits (128) ... led off the game with a hit 32 times, including 10 of his last 19 regular season games.

## HIT STREAK:

Ranked by MLB Pipeline as the No. 8 Royals prospect ... Ranked by Baseball America as the No. 7 Royals prospect  
➤ 2023: Has reached base in 32 of 9 games so far this season, started the first 23 games of the season ... hit first Triple-A HR in 6th inning on 4/5 vs. TOL, 3-run HR ... after hitting .198 (17-for-86) with a .667 OPS in 23 April games, is batting .317 (20-for-63) with a .849 OPS in 16 May games.  
➤ 2022: Began season in Quad Cities (A+), assigned to NW Arkansas (AA) on 6/14, named Nationals Player of the Year ... ranked 8th in MLB in batting average (.326) ... Royals org leader in AVG (.326), SLG (.442) and OPS (.964), 2nd in OBP (.422), drove in at least one run in 36 of 73 games since joining the Nationals, reached base in 64 of 73 games (87.6%) ... Texas League All-Star on 8/27 ... hit 10-for-23 with 4 HR and 11 RBI ... first 11 starts in 2022, including 10 double-digit games, 7/3 to 8/2.  
➤ 2021: Spent his first pro season in Quad Cities (A+), played everyday for the first two months of the season ... placed on the 7-day injured list on 7/14 and then the 60-day IL 8/2.

## HIT STREAK:

➤ 2023: Began the season with the 7-Day Injured List (right elbow strain) ... activated 4/25 and came off the bench to play CF @ NAS, made first start 4/26 ... first 2 hits of the season were both doubles, 4/30 @ NAS ... hit first HR of the year as go-ahead homer in 9th inning on 5/14.  
➤ 2022: Played in 130 games for Omaha (AAA) and was named the Royals Triple-A Player of the Year but also appeared in six games with Kansas City over two separate stints with the Royals: May 26-30 and July 14-17 ... contact was selected by KC May 26 and made his major league debut that night in Minnesota, starting in CF ... reached base in 34 straight games between 7/26 and 9/2 ... set career highs in 2B (30), HR (28), RBI (85) and R (85) ... finished just two homers shy of a 30/30/30 season (HR/28/81).  
➤ 2021: Spent the entire year with NW Arkansas (AA), led all Double-A hitters with 40 steals, tied 13th in all of the Minors ... homered twice in the AA-Central Championship Series.

## HIT STREAK:

Ranked by MLB Pipeline as the No. 14 Royals prospect ... Ranked by Baseball America as the No. 8 Royals prospect  
➤ 2023: Went 8-for-17 in series vs. Iowa (4/17-4/14), with 4 XBH and 7 RBI in 4 games ... is a .306 (34-for-111) hitter when playing 3B, compared to .148 (4-for-27) at 2B ... his 12.6% strikeout rate is the 3rd lowest among qualified Royals Minor League hitters ... tied club record with 3 doubles on 5/4 @ Springfield and had the first four-hit game of the season 7/15 @ Corpus Christi, went 4-for-5 with two doubles and career-best 11th HR of the year ... played at least 3 games at 5 positions with the Nationals (2B, 3B, SS, LF, CF) ... called up to Omaha on 8/9 and played 38 games for the Storm Chasers, slashed .216/.280/.359 (33-for-153) with 3 HR and 19 RBI.  
➤ 2021: Spent his first pro season with Quad Cities (A+), won the High-A East Central batting title with a .289 average hit for the cycle on 8/1, going 5-for-6 with a walk-off HR.

## HIT STREAK:

➤ 2023: Opened the season with Kansas City, his 4th MLB Opening Day Roster ... appeared in 24 games for the Royals and hit .320 (11-for-55) with 3 2B, 1 3B and 7 RBI and 8 BB ... underwent emergency appendectomy in Minneapolis when the Royals played the Twins at the end of April, played on the 10-day injured list retroactive to April 30 with appendicitis ... assigned to OMA on MLB Rehab on 5/16, went 2-for-4 on 5/18.  
➤ 2022: Played in 142 games with Kansas City, appearing at second base (68 games), shortstop (52) and third base (29) in 2022, joining Tommy Edman as the only two players in the Majors to play in at least 40 games at both second base and shortstop ... among all players with at least 450 plate appearances in 2022, his 63 strikeouts were the 5th fewest.  
➤ MISCL: Since the start of the 2021 season, his 24 sacrifice hits lead the Majors, ahead of Pittsburgh's Austin Hedges, who ranks 2nd with 20 sacrifice hits.

## HIT STREAK:

➤ 2023: 6 HR in 17 games in April, but 1 in 14 games in May ... had hits in his first 7 games played, reached base in his first 11 games this season and 20 of 31 this year ... 0-for-2 on ABS challenges, 1 as a hitter and 1 as a catcher ... 3rd two-HR game of career on 4/5 vs. Toledo.  
➤ 2022: Began the season in NW Arkansas (AA) and reached in 66 of 77 games, reached multiple times in 49 games ... assigned to Omaha (AAA) on 8/9 and finished season with Storm Chasers, appeared in 35 games (33 at 1B) and hit .301 (34-for-113) with 3 HR and 17 RBI ... combining numbers between Nationals and Chasers, ranked 3RD IN MLB IN ON-BASE PERCENTAGE (.442) ... combining his AA & AAA numbers, was the Royals system leader in OBP (.442), 2nd in OPS (.918), 3rd in batting average (.301).  
➤ MISCL: Drew up down the street from Surprise Stadium, was a Cubbie for the AZL Royals the summer of 2011 while in high school, also caught bullpens for the team.

## HIT STREAK:

➤ 2023: As a non-roster invitee, appeared in 12 Cactus League games for the Royals and slashed .227/.320/.455 (5-for-22) with 2 2B, 1 HR and 6 RBI ... hit his first professional grand slam in 5th inning on 4/1 @ IND ... 8 of his last 11 hits have been doubles, 2/17 of his hits this season are XBH.  
➤ 2022: Signed with Milwaukee in December 2021 and after beginning the year with Biloxi (AA), earned a mid-July promotion to Nashville (AAA) and ended the year with Omaha (AAA) ... across the three teams, slashed .264/.359/.575 (97-for-364) over 104 games, with 30 HR and 82 RBI ... 25 HR in the Brewers system led all hitters in the organization.  
➤ 2014-2021: Over 10 minor league seasons, played 472 games in the Washington Nationals organization and made his MLB debut with the Nationals in July 2021 ... in 2019, was named a Carolina League midseason All-Star and MLB Organizational All-Star for the Nationals ... named a Baseball America Rookie All-Star in 2014, playing for the GCL Nationals.

## HIT STREAK:

Ranked by MLB Pipeline as the No. 21 Royals prospect ... Ranked by Baseball America as the No. 24 Royals prospect  
➤ 2023: Opened the Triple-A season with four (4) straight 2-hit games, has 16 multi-hit games of 40 games played this season & hits in 31 of 40 games ... has reached base in 34 of 40 games ... has hit 1st in order in 32 of 40 games he's played (of Omaha's 41), a .344 hitter (22-for-64) with .432 OBP leading off innings ... 3rd in the league with 34 runs, 4th with 51 hits and 21 steals, 4th in Triple-A tied 10th in stolen bases ... stole 4 bases on 5/4 vs. LOU.  
➤ 2022: Began the season with the Blue Jays organization with Buffalo (AAA) and appeared in 70 games before being acquired by Kansas City at the 2022 trade deadline with BHP Max Castillo in exchange for Whit Merrifield, but did not play the rest of the season due to a pre-existing injury (left oblique strain) ... stole 9 bases in 21 games for the Surprise Saguaros in the Arizona Fall League after the conclusion of the Minor League season ... added to KC 40-man roster on 1/10/22 ... traded from CLC to TOR on 7/31/2017.

## HIT STREAK:

➤ 2023: Didn't appear in a Spring Training game for Kansas City, suffered a left oblique strain, announced February 21 ... opened the season on Kansas City's 10-day injured list (retroactive to March 27), sent to Omaha on rehab on 5/9 and went 0-for-4 in season debut on 5/9 @ SWB ... after starting 1-for-22, went 4-for-6 on 5/17 vs. TOL and hitting .500 (7-for-14) over his last three games.  
➤ 2022: Opened the season on the injured list, and made a brief rehab stint with Rome (A+) before joining Gwinnett (AAA) on 5/3 ... traded with 2 players to KC from Atlanta on 7/11, Omaha ... in 52 games in the Braves system, recorded 17 ABH ... in 63 games after being traded to the Royals, he recorded 26 XBH, including Major League and minor league totals (31 games in Omaha) ... made his MLB debut on 8/22 and spent the rest of the season with Kansas City, hitting .240 (.23-for-96) in 32 games, 10 of 23 hits were XBH.  
➤ 2021: Played 108 games for Gwinnett (AAA) and in recorded a career-best 28 steals for the Strikers and was selected to the SiriusXM All-Star Futures game.  
➤ 2019: Named the Southern League Most Valuable Player and won the batting title (.319) with Mississippi (AA), also a midseason and postseason All-Star ... selected to USA Baseball's Premier12 roster, appeared in all 8 games (3 starts) in the Olympic Qualifying event.

## HIT STREAK:

➤ 2023: Appeared in 17 Cactus League games for the Royals and slashed .391/.462/.783 (9-for-23) with 4 XBH (2 HR) and 6 RBI ... has made first 4 starts of his career in RF this season, 4 of his 5 career starts in the OF ... leads the team with 17 XBH (9 2B, 1 3B, 7 HR).  
➤ 2022: Began year with Mississippi Braves (AA) in the Southern League, traded with 2 players to KC from Atlanta on 7/11, assigned to NW Arkansas ... in 114 total games, tied 6th in Double-A in RBI (87), tied 10th in HR (25) ... set career highs in games played, 28 (18 HR, RBI and SB on 19). Double-A leader in Avg. in RBI (29), tied 1st in league in HR (8).  
➤ 2018-21: Played 182 games in the Braves' system, between K, A, A+ and AA ... slashed .229/.310/.374 (144-for-628) with 14 HR and 66 RBI ... began and ended 2019 in Double-A with Mississippi, spent July in High-A with the Florida Fire Frogs ... played 87 games in Double-A with league champion Mississippi in 2021.  
➤ MISCL: Brother Blaze is prospect in the Diamondbacks system, a 2022 Texas League Postseason All-Star with Amarillo, added to the D-backs 40-man roster in November 2022.

## ON-BASE BASE STREAK:

3 Games (5/11 to 5/19), .250 (7-for-28), 3 BB

## ON-BASE BASE STREAK:

4 Games (5/13 to 5/19), .400 (4-for-10), 5 BB

## ON-BASE BASE STREAK:

3 Games (5/16 to 5/19), .455 (5-for-11), 2 BB

## ON-BASE BASE STREAK:

3 Games (5/16 to 5/19), .444 (8-for-18), 2 BB, 1 HBP

## ON-BASE BASE STREAK:

3 Games (5/13 to 5/18), .455 (5-for-11), 1 HBP

## ON-BASE BASE STREAK:

3 Games (5/13 to 5/18), .455 (5-for-11), 1 HBP

## ON-BASE BASE STREAK:

3 Games (5/13 to 5/18), .455 (5-for-11), 1 HBP

## ON-BASE BASE STREAK:

3 Games (5/13 to 5/18), .455 (5-for-11), 1 HBP

## ON-BASE BASE STREAK:

8 Games (5/10 to 5/19), .323 (10-for-31), 6 BB

## ON-BASE BASE STREAK:

2 Games (5/16 to 5/18), .250 (2-for-8), 1 BB

## ON-BASE BASE STREAK:

6 Games (5/11 to 5/19), .261 (6-for-23), 5 BB

## ON-BASE BASE STREAK:

3 Games (5/12 to 5/17), .333 (4-for-12), 1 BB

## ON-BASE BASE STREAK:

7 Games (5/12 to 5/19), .400 (12-for-30), 3 BB, 2 HBP

## ON-BASE BASE STREAK:

5 Games (5/13 to 5/19), .348 (8-for-23), 3 BB

## CAREER HIGHS

H 3 (17x) Last: 4/8/23 vs. Toledo

R 4 8/17/22 vs. San Antonio

HR 2 (5x) Last: 8/11/22 @ Arkansas

RBI 6 (2x) Last: 8/5/22 vs. Tulsa

BB 3 (2x) Last: 7/2/18 vs. Bristol

SB 2 (2x) Last: 5/26/22 @ Pensacola

H 5 (2x) Last: 9/15/22 @ Columbus

R 3 (11x) Last: 9/15/22 @ Columbus

HR 2 5/23/19 @ Amarillo

RBI 4 (4x) Last: 9/15/22 @ Columbus

BB 3 (3x) Last: 8/29/21 @ Iowa

SB 3 (2x) Last: 4/23/23 vs. Gwinnett

H 3 (18x) Last: 5/6/23 vs. Louisville

R 3 (5x) Last: 9/2/22 @ Tulsa

HR 2 8/10/21 vs. Beloit

RBI 5 6/24/21 @ Beloit

BB 3 (3x) Last: 9/3/22 @ Tulsa

SB 3 7/9/22 vs. Tulsa

H 5 5/28/14 vs. West Virginia

R 4 5/7/21 @ Charlotte

HR 2 5/8/21 @ Charlotte

RBI 5 6/19/18 @ TORONTO

BB 3 (3x) Last: 9/2/21 vs. Memphis

SB 2 (2x) Last: 5/10/14 vs. Asheville

H 4 (5x) Last: 8/18/17 vs. Asheville

R 4 6/26/16 @ Grand Junction

HR 2 7/19/19 @ Amarillo

RBI 5 7/17/22 @ Rochester

BB 3 (3x) Last: 9/2/21 vs. West Virginia

SB 2 7/13/16 vs. Helena

H 6 6/23/19 vs. Billings

R 4 9/3/19 vs. Missoula

HR 2 6/26/22 vs. Columbus

RBI 4 (3x) Last: 6/28/22 @ St. Paul

BB 3 5/7/22 vs. Columbus

SB 3 (2x) Last: 8/8/21 @ Arkansas

H 4 7/6/22 vs. Tulsa

R 4 (2x) Last: 7/17/22 @ Corpus Christi

HR 2 (2x) Last: 6/29/22 @ Amarillo

RBI 6 6/22/21 vs. Beloit

BB 3 (6x) Last: 4/20/23 vs. Gwinnett

SB 1 (17x) Last: 5/7/23 vs. Louisville

H 4 (4x) Last: 5/25/22 @ Louisville

R 4 8/21/19 vs. Salem

HR 2 8/22/19 vs. Salem

RBI 5 (2x) Last: 8/24/21 vs. Springfield

BB 3 (3x) Last: 6/20/19



So Nice, They Did It Twice (Or More)		Multi-Hit Games					Multi-Run Games					Multi-RBI Games					Multi-BB Games					Multi-K Games					Multi-SB Games									
		2	3	4	5+	T	2	3	4	5+	T	2	3	4	5+	T	2	3	4	5+	T	2	3	4	5+	T	2	3	4	5+	T					
19	Alexander, CJ	5	2	-	-	7	3	1	-	-	4	2	-	-	-	2	-	-	-	-	-	11	1	-	-	12	-	-	-	-	-	-	-	-	-	-
16	Blanco, Dairon	5	3	-	-	8	5	-	-	-	5	1	-	-	-	1	4	1	-	-	5	2	2	-	-	4	5	1	-	-	-	-	-	6	-	
3	Bradley, Tucker	3	2	-	-	5	2	1	-	-	3	2	1	-	-	3	3	-	-	-	3	1	-	-	-	1	2	-	-	-	-	-	-	2	-	
12	Camargo, Johan	1	-	-	-	1	-	-	-	-	-	-	-	-	-	-	-	-	-	-	-	-	-	-	-	-	-	-	-	-	-	-	-	-		
17	Castellano, Angelo	4	-	-	-	4	4	-	-	-	4	3	1	-	-	4	1	-	-	-	1	3	1	-	-	4	-	-	-	-	-	-	-	-	-	
6	Dungan, Clay	1	-	-	-	1	-	1	-	-	1	1	-	-	-	1	1	-	-	-	1	2	-	-	-	2	-	-	-	-	-	-	-	-	-	
	Eaton, Nate	3	-	-	-	3	-	1	-	-	1	1	-	-	-	1	-	-	-	-	-	2	-	-	-	2	1	-	-	-	-	-	-	1	-	
	Fermin, Freddy	1	1	1	-	3	3	1	-	-	4	2	1	-	1	4	2	1	-	-	3	2	-	-	-	2	-	-	-	-	-	-	-	-	-	
	Garcia, Maikel	4	1	-	-	5	2	-	-	-	2	2	2	-	-	4	3	1	-	-	4	2	1	-	-	3	-	-	-	-	-	-	-	-	-	
28	Gentry, Tyler	10	1	-	-	11	2	1	-	-	3	2	2	-	-	4	2	1	-	-	3	5	3	-	-	8	-	-	-	-	-	-	-	-	-	
18	Hicklen, Brewer	3	-	-	-	3	2	-	-	-	2	1	1	-	-	2	1	-	-	-	1	5	-	-	-	5	-	-	-	-	-	-	-	-	-	
13	Loftin, Nick	8	2	1	-	11	3	-	-	-	3	2	4	1	-	7	-	-	-	-	-	4	-	-	-	4	-	-	-	-	-	-	-	-	-	
7	Lopez, Nicky	1	-	-	-	1	-	-	-	-	-	-	-	-	-	-	-	-	-	-	-	-	-	-	-	-	-	-	-	-	-	-	-	-	-	
14	Porter, Logan	7	2	-	-	9	4	-	-	-	4	3	1	-	-	4	3	1	-	-	4	10	3	-	-	13	-	-	-	-	-	-	-	-	-	
	Pratto, Nick	-	1	-	-	1	1	-	-	-	1	2	-	-	-	2	3	-	-	-	3	2	1	-	-	3	-	-	-	-	-	-	-	-	-	
25	Reetz, Jakson	2	1	-	-	3	-	-	-	-	-	1	-	-	1	2	1	-	-	-	1	3	2	-	-	5	-	-	-	-	-	-	-	-	-	
	Reyes, Franmil	1	-	-	-	1	1	-	-	-	1	1	-	-	-	1	-	-	-	-	-	1	1	-	-	2	-	-	-	-	-	-	-	-	-	
0	Taylor, Samad	14	3	-	-	17	6	2	-	-	8	6	2	-	-	8	4	-	-	-	4	10	-	-	-	10	2	1	1	-	-	-	-	-	4	
8	Waters, Drew	1	-	1	-	2	1	1	-	-	2	1	-	-	-	1	-	-	-	-	-	1	1	-	-	2	-	-	-	-	-	-	-	-	-	
		74	19	3	0	96	39	9	0	0	48	33	15	1	2	51	28	5	0	0	33	66	16	0	0	82	10	2	1	0	0	13				

		HITTING STREAKS										ON-BASE STREAKS													
PLAYER	CURRENT	LONGEST	DATES/RESULTS									CURRENT	LONGEST	DATES/RESULTS											
			START	END	AVG	2B	3B	HR	RBI	OPS	START			END	AVG	2B	HR	BB	HBP	OBP					
19 Alexander, CJ	-	5	4/29	5/6	.278 (5-18)	1	0	0	3	.611	7	7	5/11	5/19	.250 (7-28)	2	3	3	0	.313					
16 Blanco, Dairon	-	5 (2x)	5/5	5/11	.471 (8-17)	1	1	1	2	1.374	4	7	4/30	5/11	.409 (9-22)	1	1	5	2	.552					
3 Bradley, Tucker	-	3	4/6	4/8	.500 (4-8)	0	1	0	0	1.417	-	5	4/6	4/12	.364 (8-22)	3	3	1	0	.391					
17 Castellano, Angelo	3	3 (3x)	5/16	5/19	.455 (5-11)	1	0	1	4	1.356	3	9	4/1	4/19	.320 (8-25)	2	2	6	0	.438					
6 Dungan, Clay	-	3	5/12	5/17	.444 (4-9)	1	0	0	2	1.171	-	6	5/5	5/17	.313 (5-16)	1	1	6	1	.522					
28 Gentry, Tyler	4	5	4/5	4/9	.350 (7-20)	1	0	1	6	.967	4	9 (2x)	4/12	4/23	.167 (5-30)	1	1	9	2	.390					
18 Hicklen, Brewer	3	3	5/13	5/18	.455 (5-11)	1	0	2	5	1.591	3	6	4/30	5/7	.190 (4-21)	2	0	5	0	.346					
13 Loftin, Nick	4	6	4/5	4/14	.417 (10-24)	2	0	3	8	1.298	8	8	5/10	5/19	.323 (10-31)	3	0	6	0	.421					
9 Lopez, Nicky	-	-			-						2	2	5/16	5/18	.250 (2-8)	1	0	1	0	.333					
14 Porter, Logan	-	7	4/1	4/12	.370 (10-27)	2	0	4	7	1.268	6	11	4/1	4/20	.333 (13-39)	4	5	6	0	.413					
25 Reetz, Jakson	3	6	4/23	5/7	.350 (7-20)	4	0	2	4	1.285	3	6	4/23	5/7	.350 (7-20)	4	2	2	1	.435					
0 Taylor, Samad	7	7	5/12	5/19	.400 (12-30)	3	0	2	8	1.186	7	14	4/7	4/26	.328 (19-58)	4	1	6	1	.400					
8 Waters, Drew	3	3	5/17	5/19	.500 (7-14)	2	1	0	3	1.349	5	5	5/13	5/19	.348 (8-23)	3	0	3	0	.423					

BOLD indicates longest streak in 2023 among active players

Italics indicates longest personal streak is active

PITCHES/PLATE APPEARANCE & PLATE APPEARANCE DEPTH									PINCH-HITTING LOG (7)					
PLAYER	AVG. P/PA	TOTAL PA	TOTAL P	LONGEST PA (#)	DATE	INN.	PITCHER	RESULT	#	DATE	INNING	PINCH HITTER	HITTING FOR	RESULT
19 Alexander, CJ	4.02	126	507	8 (4x)	5/18 vs. TOL	▼ 1	Brenan Hanifree	Flyout (F9)	1.	4/5 vs. Toledo	▼ 9	CJ Alexander	Angelo Castellano	Fielder's Choice (4-6)
16 Blanco, Dairon	3.72	128	476	10 (2x)	5/13 @ SWB	▲ 2	Tanner Tully	Walk	2.	4/14 @ Iowa	▲ 8	Tucker Bradley	Angelo Castellano	2-RBI Double
3 Bradley, Tucker	3.84	86	330	10	4/29 @ NAS	▲ 3	Robert Stock	Groundout (4-3)	3.	4/18 vs. Gwinnett	▼ 9	Tucker Bradley	Angelo Castellano	Strikeout Looking
12 Camargo, Johan	5.00	5	25	7	5/16 vs. TOL	▼ 3	Layne Henderson	Single	4.	4/29 @ Nashville	▲ 8	Logan Porter	CJ Alexander	Strikeout Swinging
17 Castellano, Angelo	4.07	108	440	10	4/18 vs. GWN	▼ 3	Michael Soroka	Strikeout Swinging	5.	5/7 vs. Louisville	▼ 9	CJ Alexander	Angelo Castellano	Groundout (4-3)
6 Dungan, Clay	4.33	27	117	9 (2x)	5/17 vs. TOL	▼ 3	Seth Elledge	Walk	6.	5/10 @ Scranton/WB	▲ 8	CJ Alexander	Angelo Castellano	Strikeout Swinging
28 Gentry, Tyler	4.22	184	776	9	5/5 vs. LOU	▼ 7	Hunter Strickland	Flyout (F8)	7.	5/12 @ Scranton/WB	▲ 8	Brewer Hicklen	Tucker Bradley	Flyout (F9)
18 Hicklen, Brewer	3.76	59	222	7 (2x)	5/5 vs. LOU	▼ 4	Brandon Williamson	Groundout (5-3)	8.					
13 Loftin, Nick	3.25	159	517	8 (2x)	4/14 @ IOW	▲ 8	Manuel Rodriguez	Groundout (3-1)	9.					
9 Lopez, Nicky	3.78	9	34	6 (2x)	5/18 vs. TOL	▼ 7	Matt Wisler	Lineout (L8)	10.					
14 Porter, Logan	4.28	128	548	8 (7x)	5/18 vs. TOL	▼ 8	Miguel Diaz	Single	11.					
25 Reetz, Jakson	3.98	62	247	13	4/21 vs. GWN	▼ 2	Allan Winans	Strikeout Swinging	12.					
0 Taylor, Samad	3.85	196	755	9	4/25 @ NAS	▲ 1	Robert Gasser	Strikeout Looking	13.					
8 Waters, Drew	3.77	39	147	8 (3x)	5/18 vs. TOL	▼ 5	Brenan Hanifree	Walk						
3.91 1,316 5,141									Omaha Pinch Hitters: 1-for-7, 2B, 2 RBI, 3 K					
									Most-Used Pinch Hitter: CJ Alexander (3x)					
									Most Frequently Pinch-Hit For: Angelo Castellano (5x)					

## PITCH TIMER VIOLATIONS CALLED ON OMAHA HITTERS (1)

DATE	INNING	UMPIRE	HITTER	COUNT AT CALL	BATTER RESULT (COUNT)
1. April 12 @ Iowa	▲ 9	Tom Hanahan	Samad Taylor (1)	0-1	Single (0-2)
2.					
3.					
4.					
5.					
6.					
7.					



HR #	PLAYER (SEASON #)	GM # - DATE	OPPONENT	PITCHER	PITCH TYPE	DIRECTION	ON BASE	INNING	OUTS	COUNT	SCORE	FINAL	DISTANCE	EXIT VELO	LAUNCH ANGLE
1.	Logan Porter (1)	2 - April 1	@ Indianapolis	Caleb Smith (L)	4-seam FB	LF	0	▲ 4	1	2-2	3-0	W, 12-1	417 ft	106.6 mph	32°
2.	Jakson Reetz (1)	2 - April 1	@ Indianapolis	Caleb Smith (L)	Slider	LF	3	▲ 5	2	2-1	8-0	W, 12-1	408 ft	103.9 mph	25°
3.	Dairon Blanco (1)	3 - April 2	@ Indianapolis	Mike Burrows	4-seam FB	LCF	0	▲ 5	2	3-2	1-3	W, 8-3	411 ft	105.2 mph	23°
4.	Samad Taylor (1)	3 - April 2	@ Indianapolis	J.C. Flowers	4-seam FB	LF	0	▲ 8	0	2-1	2-3	W, 8-3	334 ft	104.5 mph	22°
5.	Nick Loftin (1)	3 - April 2	@ Indianapolis	Daniel Zamora (L)	4-seam FB	LF	2	▲ 8	1	1-2	5-3	W, 8-3	362 ft	97.2 mph	29°
6.	Maikel Garcia (1)	4 - April 4	vs. Toledo	Alex Faedo	4-seam FB	RF	0	▼ 1	1	2-1	1-0	L, 9-2	349 ft	94.3 mph	35°
7.	Tyler Gentry (1)	5 - April 5	vs. Toledo	Tyler Holton (L)	Cutter	CF	2	▼ 6	0	2-0	3-1	L, 7-6	417 ft	106.5 mph	27°
8.	Logan Porter (2)	5 - April 5	vs. Toledo	Tyler Holton (L)	Slider	LF	0	▼ 6	0	3-1	4-1	L, 7-6	346 ft	103.3 mph	37°
9.	Logan Porter (3)	5 - April 5	vs. Toledo	Matt Wisler	4-seam FB	RCF	0	▼ 8	0	2-2	5-6	L, 7-6	364 ft	94.7 mph	34°
10.	Nick Loftin (2)	6 - April 6	vs. Toledo	Brenan Haniffee	Slider	LCF	0	▼ 2	0	2-2	1-1	L, 8-5	401 ft	101.8 mph	32°
11.	CJ Alexander (1)	6 - April 6	vs. Toledo	Brenan Haniffee	Sinker	CF	0	▼ 4	1	2-2	3-6	L, 8-5	409 ft	101.1 mph	35°
12.	Logan Porter (4)	7 - April 7	vs. Toledo	Reese Olson	4-seam FB	LF	0	▼ 3	0	3-2	5-2	W, 9-4	395 ft	104.3 mph	45°
13.	Freddy Fermin (1)	8 - April 8	vs. Toledo	Will Vest	Slider	CF	3	▼ 3	2	0-0	6-1	W, 13-8	401 ft	102.1 mph	42°
14.	Angelo Castellano (1)	8 - April 8	vs. Toledo	Will Vest	4-seam FB	LCF	1	▼ 4	0	2-0	8-1	W, 13-8	401 ft	102.8 mph	33°
15.	Freddy Fermin (2)	8 - April 8	vs. Toledo	Ashton Goudeau	Changeup	CF	1	▼ 5	0	1-1	10-1	W, 13-8	428 ft	105.9 mph	28°
16.	CJ Alexander (2)	8 - April 8	vs. Toledo	Ashton Goudeau	Changeup	LF	0	▼ 7	0	1-0	11-8	W, 13-8	351 ft	92.4 mph	43°
17.	Angelo Castellano (2)	9 - April 9	vs. Toledo	Alex Faedo	4-seam FB	LF	0	▼ 3	1	0-0	1-0	L, 8-2	373 ft	98.0 mph	25°
18.	Samad Taylor (2)	10 - April 11	@ Iowa	Roenis Elias (L)	4-seam FB	CF	2	▲ 5	2	0-2	3-9	L, 9-6	405 ft	100.9 mph	25°
19.	Freddy Fermin (3)	10 - April 11	@ Iowa	Brandon Hughes (L)	4-seam FB	LF	1	▲ 6	2	0-1	6-9	L, 9-6	398 ft	100.3 mph	33°
20.	CJ Alexander (3)	11 - April 12	@ Iowa	Riley Thompson	Changeup	RF	0	▲ 2	0	1-0	2-1	W, 10-6	394 ft	104.3 mph	24°
21.	Tyler Gentry (2)	11 - April 12	@ Iowa	Riley Thompson	Slider	LF	0	▲ 3	2	1-2	3-1	W, 10-6	393 ft	103.3 mph	26°
22.	Tucker Bradley (1)	11 - April 12	@ Iowa	Rowan Wick	4-seam FB	RCF	1	▲ 6	2	1-1	7-3	W, 10-6	392 ft	98.2 mph	29°
23.	Nick Loftin (3)	11 - April 12	@ Iowa	Anthony Kay (L)	Slider	CF	0	▲ 8	0	2-1	8-6	W, 10-6	420 ft	104.3 mph	28°
24.	Nick Loftin (4)	12 - April 13	@ Iowa	Nick Neidert	4-seam FB	LF	0	▲ 4	2	3-2	1-11	L, 14-1	370 ft	100.4 mph	38°
25.	Nick Pratto (1)	15 - April 19	vs. Gwinnett	Beau Burrows	Slider	CF	0	▼ 2	0	1-2	1-1	L, 6-2	399 ft	100.2 mph	26°
26.	Logan Porter (5)	15 - April 19	vs. Gwinnett	Beau Burrows	Slider	LF	0	▼ 4	1	1-2	2-3	L, 6-2	350 ft	94.9 mph	50°
27.	CJ Alexander (4)	17 - April 21	vs. Gwinnett	Allan Winans	Changeup	RF	0	▼ 2	2	0-0	1-1	L, 7-3	395 ft	96.2 mph	37°
28.	Nick Pratto (2)	18 - April 22	vs. Gwinnett	Dylan Dodd (L)	Changeup	RF	1	▼ 1	2	3-1	2-0	L, 5-2	350 ft	88.4 mph	39°
29.	Nate Eaton (1)	22 - April 27	@ Nashville	Janson Junk	Sweeper	LF	0	▲ 2	2	2-2	1-0	W, 2-1	403 ft	103.0 mph	32°
30.	Freddy Fermin (4)	24 - April 29	@ Nashville	Robert Stock	4-seam FB	RCF	2	▲ 1	1	3-1	4-0	L, 6-5 (10)	381 ft	104.3 mph	23°
31.	Tyler Gentry (3)	25 - April 30	@ Nashville	Robert Gasser (L)	4-seam FB	LF	1	▲ 3	2	1-0	2-1	W, 10-6	391 ft	100.6 mph	33°
32.	Logan Porter (6)	25 - April 30	@ Nashville	Robert Gasser (L)	Slider	LF	0	▲ 4	0	2-1	3-1	W, 10-6	389 ft	102.3 mph	29°
33.	Freddy Fermin (5)	25 - April 30	@ Nashville	Robert Gasser (L)	Changeup	LF	0	▲ 5	1	2-0	5-1	W, 10-6	368 ft	94.8 mph	35°
34.	Nick Loftin (5)	28 - May 4	vs. Louisville	Silvino Bracho	Slider	LF	0	▼ 7	0	0-0	8-11	L, 12-10	365 ft	101.1 mph	19°
35.	Jakson Reetz (2)	29 - May 5	vs. Louisville	Brandon Williamson (L)	4-seam FB	LF	1	▼ 2	1	0-0	2-1	W, 6-2	346 ft	100.2 mph	27°
36.	Nick Loftin (6)	29 - May 5	vs. Louisville	Brandon Williamson (L)	Slider	CF	0	▼ 6	0	0-0	3-1	W, 6-2	395 ft	105.6 mph	24°
37.	Angelo Castellano (3)	30 - May 6	vs. Louisville	Ryan Nutof	Curveball	LF	1	▼ 7	2	2-2	8-8	W, 11-9	376 ft	95.2 mph	29°
38.	Jakson Reetz (3)	31 - May 7	vs. Louisville	Andrew Abbott (L)	Changeup	LF	0	▼ 4	1	2-0	1-0	L, 4-3	426 ft	104.4 mph	32°
39.	Franmil Reyes (1)	31 - May 7	vs. Louisville	Andrew Abbott (L)	Curveball	LCF	1	▼ 5	2	3-2	3-0	L, 4-3	389 ft	100.8 mph	29°
40.	Clay Dungan (1)	32 - May 9	@ Scranton/WB	Mitch Spence	4-seam FB	RCF	0	▲ 3	0	1-00	2-2	L, 14-2	388 ft	104.0 mph	28°
41.	Dairon Blanco (2)	33 - May 10	@ Scranton/WB	Luis Severino	Changeup	LF	0	▲ 3	0	0-1	1-1	L, 4-3	377 ft	99.6 mph	24°
42.	CJ Alexander (5)	34 - May 11	@ Scranton/WB	Colten Brewer	Slider	CF	0	▲ 9	0	1-1	3-1	W, 4-3 (11)	422 ft	106.4 mph	23°
43.	CJ Alexander (6)	36 - May 13	@ Scranton/WB	Greg Weissert	Sweeper	RF	0	▲ 6	1	0-0	4-3	L, 8-6	377 ft	102.7 mph	39°
44.	CJ Alexander (7)	36 - May 14	@ Scranton/WB	Mitch Spence	4-seam FB	RCF	0	▲ 2	0	3-2	1-1	W, 6-3	416 ft	109.9 mph	24°
45.	Brewer Hicklen (1)	36 - May 14	@ Scranton/WB	D.J. Snelten (L)	Changeup	LF	0	▲ 9	0	2-1	4-3	W, 6-3	344 ft	109.5 mph	25°
46.	Samad Taylor (3)	36 - May 14	@ Scranton/WB	D.J. Snelten (L)	4-seam FB	RCF	1	▲ 9	2	3-1	6-3	W, 6-3	346 ft	95.2 mph	29°
47.	Samad Taylor (4)	38 - May 17	vs. Toledo	Zach Logue (L)	4-seam FB	RCF	1	▼ 1	0	0-1	2-1	W, 16-8	372 ft	100.0 mph	30°
48.	Logan Porter (7)	38 - May 17	vs. Toledo	Zach Logue (L)	4-seam FB	LF	1	▼ 1	0	0-0	4-1	W, 16-8	401 ft	102.3 mph	38°
49.	Angelo Castellano (4)	38 - May 17	vs. Toledo	Miguel Del Pozo (L)	4-seam FB	LF	1	▼ 5	2	1-0	10-5	W, 16-8	385 ft	99.2 mph	26°
50.	Brewer Hicklen (2)	39 - May 18	vs. Toledo	Miguel Diaz	Sinker	LCF	2	▼ 8	0	2-0	9-0	W, 9-0	443 ft	108.4 mph	32°



HOME RUN BREAKDOWN

						OUTS			RUNNERS ON				TIED GO		DIRECTION					BESTS		LAST					
PLAYER	2023 TOTAL	HOME	ROAD	RHP	LHP	0	1	2	0	1	2	3	GAME	AHEAD	LF	LCF	CF	RCF	RF	FT	MPH	DATE	OPPONENT	PITCHER	KIND	INN	PA SINCE
Logan Porter	7	5	2	3	4	5	2	-	6	1	-	-	-	-	6	-	-	1	-	417	106.6	5/17	vs. Toledo	Z. Logue	2-Run	▼ 1	13
CJ Alexander	7	3	4	7	-	4	2	1	7	-	-	-	2	2	1	-	2	1	3	422	109.9	5/14	@ Scranton/WB	M. Spence	Solo	▲ 2	18
Nick Loftin	6	3	3	3	3	4	1	1	5	-	1	-	1	1	3	1	2	-	-	420	105.6	5/5	vs. Louisville	B. Williamson	Solo	▼ 6	50
Freddy Fermin	5	2	3	3	2	1	2	2	1	2	1	1	-	-	2	-	2	1	-	428	105.9	4/30	@ Nashville	R. Gasser	Solo	▲ 5	2
Angelo Castellano	4	4	-	3	1	1	1	2	1	3	-	-	1	1	3	1	-	-	-	401	102.8	5/17	vs. Toledo	M. Del Pozo	2-Run	▼ 5	6
Samad Taylor	4	1	3	1	3	2	-	2	1	2	1	-	-	1	1	-	1	2	-	405	104.5	5/17	vs. Toledo	Z. Logue	2-Run	▼ 1	20
Jakson Reetz	3	2	1	-	3	-	2	1	1	1	-	1	-	2	3	-	-	-	-	426	104.4	5/7	vs. Louisville	A. Abbott	Solo	▼ 4	9
Tyler Gentry	3	1	2	1	2	1	-	2	1	1	1	-	-	2	2	-	1	-	-	417	106.5	4/30	@ Nashville	R. Gasser	2-Run	▲ 3	75
Brewer Hicklen	2	1	1	1	1	2	-	-	1	-	1	-	-	1	1	1	-	-	-	443	109.5	5/18	vs. Toledo	M. Diaz	3-Run	▼ 8	0
Dairon Blanco	2	-	2	2	-	1	-	1	2	-	-	-	-	1	1	1	-	-	-	411	105.2	5/10	vs. Gwinnett	L. Severino	Solo	▲ 3	28
Nick Pratto	2	2	-	1	1	1	-	1	1	1	-	-	1	1	-	-	1	-	1	399	100.2	4/22	@ Scranton/WB	D. Dodd	2-Run	▼ 1	19
Clay Dungan	1	-	1	1	-	1	-	-	1	-	-	-	1	-	-	-	-	1	-	388	104.0	5/9	@ Scranton/WB	M. Spence	Solo	▲ 3	23
Franmil Reyes	1	1	-	-	1	-	-	1	-	1	-	-	-	-	-	1	-	-	-	389	100.8	5/7	vs. Louisville	A. Abbott	2-Run	▼ 5	1
Nate Eaton	1	-	1	1	-	-	-	1	1	-	-	-	-	1	1	-	-	-	-	403	103.0	4/27	@ Nashville	J. Junk	Solo	▲ 2	26
Tucker Bradley	1	-	1	1	-	-	-	1	-	1	-	-	-	-	-	-	-	1	-	392	98.2	4/12	@ Iowa	R. Wick	2-Run	▲ 6	56
Maikel Garcia	1	1	-	1	-	-	1	-	1	-	-	-	-	1	-	-	-	-	1	349	94.3	4/4	vs. Toledo	A. Faedo	Solo	▼ 1	94
	50	26	24	29	21	23	11	16	30	13	5	2	6	14	24	5	9	7	5								

INNING DISTRIBUTION

1st Inning	2nd Inning	3rd Inning	4th Inning	5th Inning	6th Inning	7th Inning	8th Inning	9th Inning	10th Inning	11th Inning
5	7	7	7	7	6	3	5	3	-	-

NOTABLE STORM CHASERS HOME RUNS

BACK-TO-BACK HOMERS (1)		2-HOMER GAMES (2)		3-HOMER GAMES (0)		GRAND SLAMS (2)	
PLAYERS	DATE/OPPONENT (INN.)	PLAYER (CAREER NO.)	DATE/OPPONENT	PLAYER (CAREER NO.)	DATE/OPPONENT	PLAYER (CAREER NO.)	DATE/OPPONENT (INN.)
Tyler Gentry & Logan Porter	4/5 vs. Toledo (6th)	Logan Porter (3rd) Freddy Fermin (4th)	4/5 vs. Toledo 4/8 vs. Toledo			Jakson Reetz (1st) Freddy Fermin (3rd)	4/1 @ Indianapolis (5th) 4/8 vs. Toledo (3rd)

LEADOFF HOMERS (0)		INSIDE-THE PARK HOMERS (0)		PINCH-HIT HOMERS (0)		WALK-OFF HOMERS (0)	
PLAYER (CAREER NO.)	DATE/OPPONENT	PLAYER (CAREER NO.)	DATE/OPPONENT (INN.)	PLAYER (CAREER NO.)	DATE/OPPONENT (INN.)	PLAYER	DATE/OPPONENT

HOME RUN SITUATION	# OF	DATE OF LAST	BATTER ('23 HR #)	PITCHER	COUNT	RUNNERS ON	OUTS	INNING	SCORE @ HR	FINAL
GO-AHEAD HOME RUN	14	May 17 vs. Toledo	Samad Taylor (4)	Zach Logue	0-1	1	0	▼ 1	2-1	W, 16-8
GAME-TYING HOME RUN	6	May 14 @ Scranton/WB	CJ Alexander (7)	Mitch Spence	3-2	0	0	▲ 2	1-1	W, 6-3

NOTABLE OPPOSING HOME RUNS

BACK-TO-BACK HOMERS (1)		2-HOMER GAMES (1)		3-HOMER GAMES (1)		GRAND SLAMS (2)	
PLAYERS	DATE/OPPONENT (INN.)	PLAYER (CAREER NO.)	DATE/OPPONENT	PLAYER (CAREER NO.)	DATE/OPPONENT	PLAYER	DATE/OPPONENT (INN.)
Encarnacion-Strand & Benson	5/4 vs Louisville (1st)	Jermaine Palacios (5)	5/17 vs. Toledo	Christian Encarnacion-Strand (1)	5/4 vs. Louisville	Andy Ibáñez Andrés Chaparro	April 6 vs. Toledo (3rd) May 9 @ Scranton/WB (7th)

LEADOFF HOMERS (4)		INSIDE-THE PARK HOMERS (0)		PINCH-HIT HOMERS (0)		WALK-OFF HOMERS (2)	
PLAYER	DATE/OPPONENT	PLAYER	DATE/OPPONENT (INN.)	PLAYER	DATE/OPPONENT (INN.)	PLAYER	DATE/OPPONENT
Christopher Morel	4/14 @ Iowa					Michael Herмосillo	5/10 @ Scranton/WB
Forrest Wall	4/19 vs. Gwinnett					Ben Rortvedt	5/13 @ Scranton/WB
Michael Siani	5/3 vs. Louisville						
Michael Siani	5/5 vs. Louisville						



## AFTER-INNING RECORDS

## LEADING TRAILING TIED

AFTER 1 INNING	3 - 6	6 - 8	9 - 9
AFTER 2 INNINGS	9 - 6	7 - 8	2 - 9
AFTER 3 INNINGS	12 - 7	3 - 11	3 - 5
AFTER 4 INNINGS	13 - 5	3 - 15	2 - 3
AFTER 5 INNINGS	13 - 3	4 - 17	1 - 3
AFTER 6 INNINGS	13 - 5	4 - 18	1 - 0
AFTER 7 INNINGS	13 - 5	4 - 17	1 - 1
AFTER 8 INNINGS	15 - 1	2 - 20	1 - 2

## STORM CHASERS BIG INNINGS

## DATE INNING RUNS

1. May 17 vs. Toledo	1st	7
April 2 @ Indianapolis	8th	7
3. May 18 vs Toledo	8th	6
April 8 vs. Toledo	3rd	6
5.		
6.		
7.		
8.		

## SCORE BY INNINGS

	1	2	3	4	5	6	7	8	9	10	11+	TOTAL
Omaha	31	19	25	18	34	23	21	33	25	0	1	230
Opponents	34	33	30	19	23	36	23	32	20	1	0	251
<b>Difference</b>	<b>-3</b>	<b>-14</b>	<b>-5</b>	<b>-1</b>	<b>11</b>	<b>-13</b>	<b>-2</b>	<b>1</b>	<b>5</b>	<b>-1</b>	<b>1</b>	<b>-21</b>

SCORE BY INNINGS V. TOLEDO	1	2	3	4	5	6	7	8	9	10	11+	TOTAL
Omaha	11	6	12	8	7	10	8	10	1	0	0	73
Toledo	3	10	6	6	4	10	8	12	3	0	0	62
<b>vs. Toledo Difference</b>	<b>8</b>	<b>-4</b>	<b>6</b>	<b>2</b>	<b>3</b>	<b>0</b>	<b>0</b>	<b>-2</b>	<b>-2</b>	<b>0</b>	<b>0</b>	<b>11</b>

## MULTI-RUN INNINGS

	2	3	4	5	6	7	8	9	10+	TOTAL
Storm Chasers	28	13	7	2	2	2	-	-	-	54
Opponents	28	19	6	4	4	-	-	-	-	61

## RECORD BY RUNS SCORED/ALLOWED

RUNS	0	1	2	3	4	5	6	7	8	9	10	11	12	13+
SCORED	0 - 1	0 - 2	1 - 6	1 - 6	1 - 2	1 - 2	2 - 3	0 - 0	2 - 0	3 - 0	2 - 1	2 - 0	1 - 0	2 - 0
ALLOWED	1 - 0	2 - 0	2 - 0	4 - 0	1 - 4	0 - 2	3 - 2	0 - 3	3 - 4	1 - 4	0 - 1	0 - 0	0 - 1	0 - 2

## RECORD BY MARGIN OF VICTORY/DEFEAT

1 Run	2 Runs	3 Runs	4 Runs	5 Runs	6 Runs	7 Runs	8 Runs	9 Runs	10+ Runs
3 - 5	3 - 2	2 - 5	3 - 2	3 - 2	0 - 3	0 - 2	2 - 0	1 - 0	1 - 2

## 2023 STORM CHASERS MONTH BY MONTH

## HITTING

MONTH	AVG	G	AB	R	H	TB	2B	3B	HR	RBI	BB	IBB	SO	SB	CS	OBP	SLG	OPS	SAC	SF	HBP	GIDP	LOB
MARCH	.300	1	40	8	12	16	2	1	0	8	9	0	12	5	0	.429	.400	.829	0	0	0	0	14
APRIL	.250	24	799	124	200	352	49	2	33	118	99	0	204	38	8	.337	.441	.778	1	11	11	24	156
MAY	.269	16	547	98	147	244	36	5	17	89	69	0	132	35	7	.361	.446	.807	1	5	13	11	116
JUNE																							
JULY																							
AUGUST																							
SEPTEMBER																							
TOTAL	.259	41	1386	230	359	612	87	8	50	215	177	0	348	78	15	.349	.442	.791	2	16	24	35	286

## PITCHING

MONTH	W	L	ERA	G	GS	CG	SHO	GF	HLD	SV	SVO	IP	H	R	ER	HR	HB	BB	SO	WP	BK	WHIP	AVG
MARCH	1	0	6.00	1	1	0	0	1	0	1	1	9.0	11	6	6	1	1	2	7	0	1	1.44	.297
APRIL	9	15	5.65	24	24	0	0	24	11	3	7	212.0	238	149	133	30	17	104	198	16	2	1.61	.284
MAY	8	8	5.59	16	16	0	1	16	13	4	8	143.1	152	96	89	30	8	75	152	12	1	1.58	.276
JUNE																							
JULY																							
AUGUST																							
SEPTEMBER																							
TOTAL	18	23	5.63	41	41	0	1	41	24	8	16	364.1	401	251	228	61	26	181	357	28	4	1.60	.281

## 2023 WALK-OFF TRACKER (0 FOR, 4 AGAINST)

GAME #	DATE	OPPONENT	FINAL (INN.)	PLAYER	WINNING RUN	PITCHER	HOW	OUTS	COUNT
23	April 28	@ Nashville	L, 4-3 (9)	Brian Navarreto	Skye Bolt	Josh Dye	Throwing error by 3B Maikel Garcia	2	1-0
24	April 29	@ Nashville	L, 6-5 (10)	Keston Hiura	Eddy Alvarez	Evan Sisk	Infield single to SS Angelo Castellano	1	2-1
33	May 10	@ Scranton/WB	L, 4-3 (9)	Michael Hermosillo	Michael Hermosillo	Dylan Coleman	Solo Home Run to LF	0	2-1
36	May 13	@ Scranton/WB	L, 8-6	Ben Rortvedt	Estevan Florial	Brooks Kriske	3-Run Home Run to RCF	1	2-2

Bold Indicates Omaha Walk-Off Win

## 2023 STORM CHASERS EJECTIONS (4)

DATE	INNING	WHO (POSITION) / # IN 2023	WHY	UMPIRE (POSITION)
1. April 21 vs. Gwinnett	▼ 6	Mike Jirschele (Manager) / 1st	Balls/Strikes	Takahito Matsuda (Home Plate)
2. April 21 vs. Gwinnett	▲ 7	Dane Johnson (Pitching Coach) / 1st	Balk	Takahito Matsuda (Home Plate)
3. April 21 vs. Gwinnett	▼ 8	CJ Alexander (Designated Hitter) / 1st	Balls/Strikes	Takahito Matsuda (Home Plate)
4. May 11 @ Scranton/WB	▼ 9	Mike Jirschele (Manager) / 2nd	Hit By Pitch	Robert Nunez (Home Plate)



### ABS CHALLENGE TRACKER (4-FOR-19 / 21.1%)

#	GM # - DATE	OPPONENT	PLAYER CHALLENGING	POSITION	INNING	CALL (COUNT)	OVERTURNED?	PLAY RESULT (COUNT)	OPPONENT	UMPIRE
1.	23 - April 28	@ Nashville	Logan Porter	Catcher	▼ 6	Ball (0-0)	No	Lineout, L9 (1-1)	Thomas Pannone (P)	Paul Clemons
2.	23 - April 28	@ Nashville	Maikel Garcia	Batter	▲ 8	Strike (1-0)	No	Groundout, 5-4 (1-1)	Thomas Pannone (P)	Paul Clemons
3.	29 - May 5	vs. Louisville	Jakson Reetz	Catcher	▲ 8	Ball (0-0)	No	Walk (3-0)	Chuckie Robinson (C)	Tyler Jones
4.	29 - May 5	vs. Louisville	Jakson Reetz	Catcher	▲ 9	Ball (1-0)	No	Strikeout Looking (2-2)	T.J. Hopkins (LF)	Tyler Jones
5.	31 - May 7	vs. Louisville	Dairon Blanco	Batter	▼ 2	Strike (3-2)	No	Strikeout Looking (3-2)	Andrew Abbott (P)	Randy Rosenberg
6.	31 - May 7	vs. Louisville	Brewer Hicklen	Batter	▼ 3	Strike (3-2)	YES	Walk (3-2)	Andrew Abbott (P)	Randy Rosenberg
7.	31 - May 7	vs. Louisville	Jakson Reetz	Catcher	▲ 4	Ball (3-2)	No	Walk (3-2)	Nick Martini (RF)	Randy Rosenberg
8.	31 - May 7	vs. Louisville	Logan Porter	Batter	▼ 5	Strike (3-2)	No	Strikeout Looking (3-2)	Andrew Abbott (P)	Randy Rosenberg
9.	35 - May 12	@ Scranton/WB	Jakson Reetz	Catcher	▼ 5	Ball (0-0)	YES	Lineout, L9 (0-2)	Carlos Narvaez (C)	Dillon Wilson
10.	35 - May 12	@ Scranton/WB	Jakson Reetz	Catcher	▼ 7	Ball (2-1)	YES	Strikeout Looking (2-2)	Jamie Westbrook (2B)	Dillon Wilson
11.	35 - May 12	@ Scranton/WB	Jakson Reetz	Batter	▲ 8	Strike (1-1)	No	Strikeout Swinging (1-2)	Matt Bowman (P)	Dillon Wilson
12.	35 - May 12	@ Scranton/WB	Nick Wittgren	Pitcher	▼ 9	Ball (2-1)	No	Walk (3-2)	Jesus Bastidas (SS)	Dillon Wilson
13.	36 - May 13	@ Scranton/WB	Jackson Kowar	Pitcher	▼ 9	Ball (3-2)	No	Walk (3-2)	Billy McKinney (CF)	Raul Moreno
14.	36 - May 13	@ Scranton/WB	Logan Porter	Catcher	▼ 9	Ball (0-0)	No	Home Run (2-2)	Ben Rortvedt (C)	Raul Moreno
15.	37 - May 14	@ Scranton/WB	Jakson Reetz	Catcher	▼ 3	Ball (3-2)	No	Walk (3-2)	Andrés Chaparro (3B)	Robert Nunez
16.	37 - May 14	@ Scranton/WB	Jakson Reetz	Catcher	▼ 5	Ball (3-2)	No	Walk (3-2)	Elijah Dunham (LF)	Robert Nunez
17.	37 - May 14	@ Scranton/WB	Jakson Reetz	Catcher	▼ 7	Ball (2-2)	YES	Strikeout Looking (2-2)	Franchy Cordero (RF)	Robert Nunez
18.	37 - May 14	@ Scranton/WB	Jakson Reetz	Catcher	▼ 8	Ball (1-1)	No	Single (2-1)	Estevan Florial (CF)	Robert Nunez
19.	41 - May 19	vs. Toledo	Daniel Mengden	Pitcher	▲ 5	Ball (1-0)	No	Flyout, F8 (2-0)	Corey Joyce (SS)	John Bacon

### ABS CHALLENGES BY PLAYER

HITTERS (5)	SUCCESS RATE	CATCHERS (2)	SUCCESS RATE	PITCHERS (3)	SUCCESS RATE
Dairon Blanco - 1	0% - 0-for-1	Logan Porter - 2	0% - 0-for-2	Jackson Kowar - 1	0% - 0-for-1
Maikel Garcia - 1	0% - 0-for-1	Jakson Reetz - 9	33% - 3-for-9	Daniel Mengden - 1	0% - 0-for-1
Brewer Hicklen - 1	100% - 1-for-1			Nick Wittgren - 1	0% - 0-for-1
Logan Porter - 1	0% - 0-for-1				
Jakson Reetz - 1	0% - 0-for-1				

### ABS CHALLENGES BY COUNT

COUNT	CHALLENGES	SUCCESSFUL CHALLENGES	SUCCESS RATE (%)
0-0 Count	4	0	25%
0-1 Count	0	-	-
0-2 Count	0	-	-
1-0 Count	3	0	0%
1-1 Count	2	1	50%
1-2 Count	0	-	-
2-0 Count	0	-	-
2-1 Count	2	1	100%
2-2 Count	1	1	100%
3-0 Count	0	-	-
3-1 Count	0	-	-
3-2 Count	7	1	14%

### ABS CHALLENGES BY INNING

INNING	CHALLENGES	SUCCESSFUL CHALLENGES	SUCCESS RATE (%)
1st Inning	0	-	-
2nd Inning	1	0	0%
3rd Inning	2	1	50%
4th Inning	1	0	0%
5th Inning	4	1	25%
6th Inning	1	0	0%
7th Inning	2	2	100%
8th Inning	4	0	0%
9th Inning	4	0	0%
Extra Innings	0	-	-



## PITCHING

vs. Left-Handed Starter	7-8
vs. Right-Handed Starter	11-15
WITH Left-Handed Starter	8-8
WITH Right-Handed Starter	10-15

0-4 strikeouts	0-1
5-9 strikeouts	11-15
10+ strikeouts	7-7

0 runs of support	0-7
1-4 runs of support	13-14
5-9 runs of support	5-2
10+ runs of support	

## SCORING

1-Run Games	3-5
2-Run Games	3-2
3-4-Run Games	5-7
5+ Run Games	7-9

Extra Innings	1-1
Shutouts	1-1
Doubleheaders	

Scoring 0-2 Runs	1-9
3-5 Runs	3-10
6-9 Runs	7-3
10+ Runs	7-1

Opponent 0-2 Runs	6-0
3-5 Runs	5-6
6-9 Runs	7-13
10+ Runs	0-4

Scored in 1st Inning	5-8
Opponent scored in 1st	10-11
Scores first	7-10
Opponent scores first	11-13

## HITTING

Omaha 0-5 hits	2-7
6-9 hits	3-12
10+ hits	13-4

Opponent 0-5 hits	2-1
6-9 hits	10-4
10+ hits	6-18

Out-hit opponent	12-5
Out-hit by opponent	5-18
Hits are tied	1-0

Hit 0 home runs	5-8
1 home run	5-10
2 home runs	2-4
3+ home runs	6-1

Opponent hit 0 home runs	7-3
1 home run	6-8
2 home runs	4-5
3+ home runs	1-7

Leave 0-5 runners on base	4-10
6-9 on base	11-11
10+ on base	3-2

Opponent leaves 0-5 runners on base	2-4
6-9 on base	10-14
10+ on base	6-5

Steals 0 bases	3-10
1 base	2-2
2 bases	4-6
3+ bases	9-5

Opponent steals 0 bases	5-12
1 base	9-9
2 bases	4-2
3+ bases	1-2

## FIELDING

Made 0 errors	13-9
1 error	2-10
2 errors	1-3
3+ errors	2-1

Opponent made 0 errors	5-12
1 error	6-8
2 errors	5-2
3+ errors	2-1

LONGEST WIN STREAK	
LONGEST LOSING STREAK	
LONGEST HOME WINNING STREAK	
LONGEST HOME LOSING STREAK	
LONGEST ROAD WINNING STREAK	
LONGEST ROAD LOSING STREAK	
LARGEST MARGIN OF VICTORY	
LARGEST MARGIN OF DEFEAT	
LONGEST GAME, INNINGS	
LONGEST GAME, TIME	
LONGEST 9-INNING GAME, TIME	
SHORTEST 9-INNING GAME, TIME	
SHORTEST GAME, TIME	
LARGEST COMEBACK WIN	
LARGEST MARGIN OF LEAD SURRENDERED (LOSS)	
MOST ERRORS, TEAM	
MOST ERRORS, PLAYER	
LARGEST CROWD, HOME	
LARGEST CROWD, ROAD	
WARMEST FIRST PITCH	
COLDEST FIRST PITCH	

MOST RUNS SCORED, GAME	
MOST RUNS SCORED, INNING	
MOST CONSECUTIVE INNINGS SCORED	
FEWEST HITS, GAME	
MOST HITS, GAME	
MOST DOUBLES, GAME	
MOST TRIPLES, GAME	
MOST HOME RUNS, GAME	
MOST EXTRA-BASE HITS, GAME	
MOST RBI, GAME	
MOST RUNNERS LOB, GAME	
MOST TOTAL BASES, GAME	
MOST WALKS, GAME	
MOST STRIKEOUTS, GAME	
FEWEST STRIKEOUTS, GAME	
MOST STOLEN BASES, GAME	
MOST HIT BY PITCHES	

MOST RUNS, GAME	
MOST HITS, GAME	
MOST DOUBLES, GAME	
MOST TRIPLES, GAME	
MOST HOME RUNS, GAME	
MOST RBI, GAME	
MOST WALKS, GAME	
MOST STRIKEOUTS, GAME	
MOST STOLEN BASES, GAME ^	
MOST HIT BY PITCHES, GAME	

MOST RUNS ALLOWED, GAME	
MOST RUNS ALLOWED, INNING	
FEWEST HITS ALLOWED, GAME	
MOST HITS ALLOWED, GAME	
FEWEST STRIKEOUTS, GAME	
MOST STRIKEOUTS, GAME	
FEWEST WALKS ALLOWED, GAME	
MOST WALKS ALLOWED, GAME	
MOST HOME RUNS ALLOWED, GAME	

MOST RUNS ALLOWED, GAME	
MOST EARNED RUNS ALLOWED, GAME ^	
FEWEST HITS ALLOWED, GAME (STARTER)	
MOST HITS ALLOWED, GAME	
MOST HOME RUNS ALLOWED, GAME ^	
MOST STRIKEOUTS	
MOST CONSECUTIVE STRIKEOUTS	
MOST WALKS ALLOWED, GAME	
MOST HIT BATTERS, GAME	
MOST INNINGS PITCHED, STARTER	
MOST PITCHES THROWN, STARTER	
MOST INNINGS PITCHED, RELIEVER	
MOST PITCHES THROWN, RELIEVER	

^ Indicates All-Time Storm Chasers Record Tied

\* Indicates All-Time Storm Chasers Record Set

## TEAM HIGHS

3 Games (2x)	Last: May 17 - May 19
5 Games	April 18 - April 22
2 Games (2x)	Last: May 17 - May 19
3 Games	April 4 - April 6
5 Games	April 18 - April 22
2 Games (2x)	Last: April 28 - April 29
11 Runs	4/1 @ Indianapolis (12-1 Win)
13 Runs	4/13 @ Iowa (14-1 Loss)
11 Innings	5/11 @ Scranton/Wilkes-Barre (4-3 Win)
3:16	4/14 @ Iowa (11-8 Win)
3:16	4/14 @ Iowa (11-8 Win)
2:14 (2x)	Last: 5/5 vs. Louisville (6-2 Win)
2:14 (2x)	Last: 5/5 vs. Louisville (6-2 Win)
6 Runs, After 4th	5/6 vs. Louisville (11-9 Win)
4 Runs, Middle 2nd	4/29 @ Nashville (6-5 Loss, 10 Innings)
3 (3x)	Last: 4/23 vs. Gwinnett (5-3 Win)
2, Maikel Garcia	4/23 vs. Gwinnett (5-3 Win)
6,641	4/19 vs. Gwinnett (6-2 Loss)
9,833	4/29 @ Nashville (6-5 Loss, 10 Innings)
83 Degrees	5/17 vs. Toledo (16-8 Win)
35 Degrees	4/5 vs. Toledo (7-6 Loss)

## OFFENSIVE HIGHS

16	5/17 vs. Toledo (16-8 Win)
7 (2x)	Last: 1st Inning, 5/17 vs. Toledo (16-8 Win)
5 (2x)	Last: 4th-8th Innings, 5/17 vs. Toledo (16-8 Win)
3	4/20 vs. Gwinnett (9-3 Loss)
18	5/17 vs. Toledo (16-8 Win)
7	5/17 vs. Toledo (16-8 Win)
1 (8x)	Last: 5/19 vs. Toledo (9-1 Win)
4 (2x)	Last: 4/12 @ Iowa (10-6 Win)
10	5/17 vs. Toledo (16-8 Win)
15	5/17 vs. Toledo (16-8 Win)
15	5/16 vs. Toledo (9-2 Loss)
34	5/17 vs. Toledo (16-8 Win)
11	4/20 vs. Gwinnett (9-3 Loss)
13	5/14 @ Scranton/Wilkes-Barre (6-3 Win)
4	4/13 @ Iowa (14-1 Loss)
6 (2x)	Last: 5/4 vs. Louisville (12-10 Loss)
4	5/6 vs. Louisville (11-9 Win)

## INDIVIDUAL OFFENSIVE HIGHS

3 (8x)	Last: Taylor and Dungan, 5/17 vs. Toledo (16-8 Win)
4 (3x)	Last: Nick Loftin, 5/19 vs. Toledo (9-1 Win)
2 (5x)	Last: Taylor and Reetz, 5/17 vs. Toledo (16-8 Win)
1 (8x)	Last: Drew Waters, 5/19 vs. Toledo (9-1 Win)
2 (2x)	Last: Freddy Fermin, 4/8 vs. Toledo (13-8 Win)
6, Freddy Fermin	4/8 vs. Toledo (13-8 Win)
3 (5x)	Last: Dairon Blanco, 5/19 vs. Toledo (9-1 Win)
3 (16x)	Last: Drew Waters, 5/13 @ Scranton/Wilkes-Barre (8-6 Loss)
4, Samad Taylor	5/4 vs. Louisville (12-10 Loss)
2, Tyler Gentry	5/6 vs. Louisville (11-9 Win)

## PITCHING HIGHS

14 (2x)	Last: 5/9 @ Scranton/Wilkes-Barre (14-2 Loss)
6 (2x)	Last: 2nd Inning, 4/13 @ Iowa (14-1 Loss)
3	5/18 vs. Toledo (9-0 Win)
18	5/9 @ Scranton/Wilkes-Barre (14-2 Loss)
3	4/18 vs. Gwinnett (4-1 Loss)
15	5/11 @ Scranton/Wilkes-Barre (4-3 Win, 11 Innings)
1	4/19 vs. Gwinnett (6-2 Loss)
8	4/6 vs. Toledo (8-5 Loss)
6	5/4 vs. Louisville (12-10 Loss)

## INDIVIDUAL PITCHING HIGHS

11, Jonathan Heasley	4/13 @ Iowa (14-1 Loss)
11, Jonathan Heasley	4/13 @ Iowa (14-1 Loss)
1 (3x)	Last: Drew Parrish (6.0 IP), 4/28 @ Nashville (4-3 Loss)
10, Drew Parrish	5/4 vs. Louisville (12-10 Loss)
5, Drew Parrish	5/4 vs. Louisville (12-10 Loss)
8, Daniel Lynch	5/17 vs. Toledo (16-8 Win)
3 (9x)	Last: Brooks Kriske, 5/11 @ Scranton/Wilkes-Barre (4-3 Win, 11 Innings)
4 (5x)	Last: Mike Mayers, 5/10 @ Scranton/Wilkes-Barre (4-3 Loss)
2 (2x)	Last: Ryan Weiss, 5/9 @ Scranton/Wilkes-Barre (14-2 Loss)
7.0, Jonathan Heasley	4/19 vs. Gwinnett (6-2 Loss)
104, Jonathan Heasley	4/25 @ Nashville (8-3 Loss)
3.2, Marcelo Martinez	4/29 @ Nashville (6-5 Loss, 10 Innings)
65, Austin Cox	4/6 vs. Toledo (8-5 Loss)

## STATCAST LEADERS

LONGEST MEASURED HOMER DISTANCE (TOP 5)			HIGHEST BATTED BALL EXIT VELOCITY (TOP 5)			HIGHEST PITCH VELOCITY (TOP 5)			HIGHEST PITCH SPIN RATE (TOP 5)		
Player	Distance (Pitcher)	Date	Player	Exit Velo (Batted Ball Type)	Date	Player	Pitch Velo (Pitch Result)	Date	Player	Spin Rate (Pitch Type)	Date
Brewer Hicklen	443 (3-Run off Miguel Diaz)	5/18 vs. TOL	CJ Alexander	115.3 (Double vs. Reese Olson)	4/7 vs. TOL	Jackson Kowar	99.3 (Justin Dean, Ball)	4/18 vs. GWN	Josh Dye	3,329 (81.2mph Changeup vs. Joe Hudson)	4/21 vs. GWN
Freddy Fermin	428 (2-Run off Ashton Goudeau)	4/8 vs. TOL	Drew Waters	111.8 (Double vs. Sam Clay)	5/19 vs. TOL	Josh Staumont	99.1 (Jermaine Palacios, Strikeout)	4/9 vs. TOL	Mike Mayers	3,238 (82.1mph Slider vs. Volmer Sanchez)	4/23 vs. GWN
Jakson Reetz	426 (Solo off Andrew Abbott)	5/7 vs. LOU	Brewer Hicklen	110.4 (Double vs. Robert Gasser)	4/30 @ NAS	Jackson Kowar	99.0 (Justin Dean, Walk)	4/18 vs. GWN	Jonathan Heasley	3,090 (93.8mph 45-Fastball vs. Abraham Toro)	4/30 @ NAS
CJ Alexander	422 (Solo off Colten Brewer)	5/11 @ SWB	CJ Alexander	109.9 (Home Run vs. Mitch Spence)	5/14 @ SWB	Josh Staumont	98.9 (Jermaine Palacios, Foul Ball)	4/9 vs. TOL	Josh Staumont	3,058 (81.0mph Curveball vs. Miguel Andujar)	3/31 @ IND
Nick Loftin	420 (Solo off Anthony Kay)	4/12 @ IOW	Dairon Blanco	109.6 (Double Play vs. Kervin Castro)	4/7 vs. TOL	Josh Staumont	98.8 (Michael Papierski, Ball)	4/9 vs. TOL	Drew Parrish	3,000 (89.9mph Sinkers vs. Michael Siani)	5/4 vs. LOU





## THE LAST TIME OMAHA...

THREW A PERFECT GAME.....  
THREW A 9-INNING NO-HITTER.....6/20/1988 vs. Columbus (Luis Aquino, 2-0 win)  
THREW A 7-INNING NO-HITTER.....7/13/1990 @ Iowa [G1] (Gene Walter, 3-0 win)  
THREW A COMBINED 2-HITTER (7 Innings).....4/17/1997 vs. Oklahoma City (Jim Converse and Allen McMill, 2-0 win)

THREW A COMBINED 1-HITTER (9 Innings).....8/26/2019 vs. Nashville (5-0 Win)  
Pitchers: Arnaldo Hernandez (8.0 IP), Gabe Speier (1.0 IP)  
THREW A COMBINED 1-HITTER (7 Innings).....  
THREW A COMBINED 2-HITTER (9 Innings).....6/12/2022 vs. Lehigh Valley (10-0 Win)  
Pitchers: Zack Greinke (5.0 IP), Andrés Núñez (1.0 IP), Marcelo Martínez (2.0 IP) & Brad Peacock (1.0 IP)  
THREW A COMBINED 2-HITTER (7 Innings).....  
GOT NO-HIT (9 INNINGS).....June 7, 2017 vs. Nashville (4-0 Loss)  
Pitchers: Chris Smith, Sean Doolittle, Tucker Healy and Simon Castro,

GOT NO-HIT (LESS THAN 9 INNINGS).....  
GOT 1-HIT.....6/29/2008 vs. Oklahoma [G1] (Dustin Nippert, 2-0 loss)  
GOT 2-HIT.....8/15/2021 vs. Iowa (10-0 Loss)  
8/17/2022 @ Louisville (4-3 Loss)

THREW A COMBINED 9-INNING SHUTOUT.....5/18/2023 vs. Toledo (9-0 Win)  
Pitchers: Austin Cox (5.0 IP), Evan Sisk (1.0 IP), Dylan Coleman (1.0 IP), Collin Snider (1.0 IP), Nick Wittgren (1.0 IP)  
THREW SHUTOUTS IN 3 STRAIGHT GAMES.....8/7/2018 vs. Salt Lake and 8/9 and 8/10/2018 @ Round Rock (5-0, 9-0, 2-0)  
THREW BACK-TO-BACK SHUTOUTS.....8/9 and 8/10/2018 @ Round Rock (9-0 Win & 2-0 Win)  
GOT SHUT OUT (9 INNINGS).....4/26/2023 @ Nashville (5-0 Loss)  
GOT SHUT OUT IN BACK-TO-BACK GAMES.....7/23 and 7/24/2022 vs. Iowa (10-0 Loss, 7-0 Loss)  
GOT SHUT OUT IN 3 STRAIGHT GAMES.....N/A (Since 2005)  
GOT SHUT OUT (LESS THAN 9 INNINGS).....5/28, 2022 @ Louisville [G2] (3-0 Loss)

WON 10 GAMES IN A ROW.....June 5 to June 16, 2012  
WON 9 GAMES IN A ROW.....May 22 to June 1, 2021  
WON 8 GAMES IN A ROW.....May 23 to May 30, 2010  
WON 7 GAMES IN A ROW.....July 21 to July 26, 2015  
WON 6 GAMES IN A ROW.....August 25 to August 31, 2021

LOST 10 GAMES IN A ROW.....August 6 to August 16, 2006  
LOST 8 GAMES IN A ROW.....June 6 to June 14, 2016  
LOST 7 GAMES IN A ROW.....April 20 to April 28, 2019  
LOST 6 GAMES IN A ROW.....May 4 to May 9, 2018

STRUCK OUT 19+ OPPOSING HITTERS.....5/6/2021 vs. St. Paul (19)  
STRUCK OUT 17+ OPPOSING HITTERS.....5/6/2021 vs. St. Paul (19)  
STRUCK OUT 15+ OPPOSING HITTERS.....5/11/2023 @ Scranton/Wilkes-Barre (15)  
STRUCK OUT 10+ OPPOSING HITTERS.....5/17/2023 vs. Toledo (14)

SCORED 20+ RUNS IN ONE GAME.....7/4/2022 vs. Toledo (20)  
SCORED 15+ RUNS IN ONE GAME.....7/4/2022 vs. Toledo (20)  
SCORED 10+ RUNS IN ONE GAME.....5/4/2023 vs. Louisville (10)  
ALLOWED 20+ RUNS IN ONE GAME.....9/11/2021 @ St. Paul (21)  
ALLOWED 15+ RUNS IN ONE GAME.....9/11/2022 vs. Indianapolis (19)  
ALLOWED 10+ RUNS IN ONE GAME.....5/9/2023 @ Scranton/Wilkes-Barre (14)

HAD 27+ HITS IN ONE GAME.....7/4/2022 vs. Toledo (27)  
HAD 25+ HITS IN ONE GAME.....7/4/2022 vs. Toledo (27)  
HAD 20+ HITS IN ONE GAME.....7/4/2022 vs. Toledo (27)  
HAD 15+ HITS IN ONE GAME.....5/17/2023 vs. Toledo (18)  
HAD 10+ HITS IN ONE GAME.....5/19/2023 vs. Toledo (12)  
ALLOWED 22+ HITS IN ONE GAME.....8/2/2019 @ Reno (23)  
ALLOWED 20+ HITS IN ONE GAME.....8/2/2019 @ Reno (23)  
ALLOWED 15+ HITS IN ONE GAME.....5/9/2023 @ Scranton/Wilkes-Barre (18)  
ALLOWED 10+ HITS IN ONE GAME.....5/17/2023 vs. Toledo (14)

WALKED 14+ TIMES IN ONE GAME.....4/14/2022 vs. Louisville (14)  
WALKED 10+ TIMES IN ONE GAME.....4/20/2023 vs. Gwinnett (11)  
WALKED 8+ TIMES IN ONE GAME.....5/19/2023 vs. Toledo (8)  
WALKED 5+ TIMES IN ONE GAME.....5/8/2007 vs. Sacramento (13)  
ALLOWED 10+ WALKS IN ONE GAME.....8 Runs, 4th Inning - 9/11/2022 vs. Indianapolis (19-9 loss)  
ALLOWED 8+ WALKS IN ONE GAME.....5/10/2023 @ Scranton/Wilkes-Barre (8)

HIT 9+ HOME RUNS IN A GAME.....7/3/2022 vs. Toledo (9)  
HIT 7+ HOME RUNS IN A GAME.....7/3/2022 vs. Toledo (9)  
HIT 5+ HOME RUNS IN A GAME.....7/3/2022 vs. Toledo (9)  
HIT 4+ HOME RUNS IN A GAME.....5/17/2023 vs. Toledo (3)  
ALLOWED 7+ HOME RUNS IN A GAME.....9/5/2021 vs. Toledo (7)  
ALLOWED 5+ HOME RUNS IN A GAME.....5/4/2023 vs. Louisville (6)  
ALLOWED 3+ HOME RUNS IN A GAME.....5/17/2023 vs. Toledo (3)

HAD 2 PLAYERS HIT 2 HOME RUNS IN A GAME.....Nate Eaton & Roman Quinn, 7/4/2022 vs. Toledo (20-6 win)  
HIT BACK-TO-BACK HOME RUNS.....4/5/2023 vs. Toledo, 6th inning (7-6 loss)  
Tyler Gentry (3-run) & Logan Porter (solo)  
HIT 3 STRAIGHT HOME RUNS.....5/21/2021 @ Iowa, 9th Inning (9-8 loss)  
Anderson Miller (2-run), Sebastian Rivero (solo), Gabriel Cancel (solo)

SCORED 10+ RUNS IN AN INNING.....12 Runs, 2nd Inning - 4/8/2019 @ Memphis (14-3 win)  
SCORED 7+ RUNS IN AN INNING.....7 Runs, 1st Inning - 5/17/2023 vs. Toledo (16-8 win)  
SCORED 5+ RUNS IN AN INNING.....6 Runs, 8th Inning - 5/18/2023 vs. Toledo (9-0 win)  
SCORED 4+ RUNS IN AN INNING.....6 Runs, 11th Inning - 8/3/2021 @ Columbus (16-6 win)  
ALLOWED 10+ RUNS IN AN INNING.....10 Runs, 6th Inning - 7/16/2012 vs. Oklahoma City (16-6 loss)  
ALLOWED 7+ RUNS IN AN INNING.....8 Runs, 4th Inning - 9/11/2022 vs. Indianapolis (19-9 loss)  
ALLOWED 5+ RUNS IN AN INNING.....5 Runs, 9th Inning - 5/13/2023 @ Scranton/Wilkes-Barre (8-6 Loss)  
ALLOWED 4+ RUNS IN AN INNING.....6 Runs, 12th Inning - 7/7/2017 vs. Colorado Springs (8-4 loss)  
WON A GAME BY 15+ RUNS.....14 Runs - 7/4/2023 vs. Toledo (20-6 win)  
WON A GAME BY 10+ RUNS.....11 Runs - 4/1/2023 vs. Indianapolis (12-1 win)  
LOST A GAME BY 15+ RUNS.....16 Runs - 9/11/2022 vs. Indianapolis, (19-3 loss)  
LOST A GAME BY 10+ RUNS.....12 Runs - 5/9/2023 @ Scranton/Wilkes-Barre (14-2 loss)

SCORED 12+ RUNS IN CONSECUTIVE GAMES.....9/25/2021 and 9/26/2021 vs. Indianapolis (12-3 Win & 17-12 loss)  
SCORED 10+ RUNS IN CONSECUTIVE GAMES.....6/26/2022 vs. Columbus & 6/28/2022 @ St. Paul (17-4 Win, 11-2 win)  
SCORED JUST ONE RUN WITHOUT AN RBI.....5/4/2019 vs. Iowa (6-1 loss)  
SCORED MULTIPLE RUNS WITHOUT AN RBI.....4/30/2018 @ Iowa (10-3 loss)  
SCORED MORE RUNS THAT RECORDED HITS.....4/8/2023 vs. Toledo (13-8 win, 13 R on 12 H)

TURNED 6 DOUBLE PLAYS IN ONE GAME.....8/25/08 vs. New Orleans  
TURNED 5 DOUBLE PLAYS IN ONE GAME.....4/1/2023 @ Indianapolis  
TURNED 4 DOUBLE PLAYS IN ONE GAME.....5/9/2023 @ Scranton/Wilkes-Barre  
TURNED 3+ DOUBLE PLAYS IN ONE GAME.....4/28/2023 @ Nashville (3)  
TURNED A TRIPLE PLAY.....5/13/1992 @ Denver, 1st Inning (3-2 win)

HIT INTO A TRIPLE PLAY.....5-4-3 (Fielders: Sean Berry to Stu Cole to Jeff Conine | Batter: Jim Tatum)  
4/17/2015 vs. New Orleans, Cheslor Cuthbert, 1st Inning (5-3 loss)  
5-3-4-6-5-3 (Fielders: Derek Dietrich to Justin Bour to Scott Sizemore to Miguel Rojas to Dietrich to Bour)

COMMITTED 6 ERRORS.....5/10/2012 @ Sacramento  
COMMITTED 5 ERRORS.....4/16/2006 @ Memphis  
COMMITTED 4 ERRORS.....6/29/2022 @ St. Paul  
COMMITTED 3+ ERRORS.....4/23/2023 vs. Gwinnett(3)

EVERY STORM CHASER IN THE STARTING LINEUP HAD A HIT.....5/17/2023 vs. Toledo  
EVERY STORM CHASER IN THE STARTING LINEUP SCORED A RUN.....4/1/2023 vs. Indianapolis  
EVERY STORM CHASER IN THE STARTING LINEUP HAD A HIT AND SCORED A RUN.....  
LINEUP BATTED AROUND TWICE IN ONE GAME.....

WON ON THE LAST AT-BAT OF THE GAME (WALK-OFF WIN).....9/22/2022 vs. Iowa (5-4 Win, 13 innings)  
LOST ON THE LAST AT-BAT OF THE GAME (WALK-OFF LOSS).....5/10/2023 @ Scranton/Wilkes-Barre (4-3 Loss, 9 Innings)  
PLAYED BACK-TO-BACK EXTRA-INNING GAMES.....7/2 and 7/3/2019 @ Round Rock (7-6 Loss & 9-8 Loss, both 10 Innings)

WON BOTH GAMES OF A DOUBLEHEADER.....8/22/2022 vs. Scranton/Wilkes-Barre (9-4 Win & 12-10 Win)  
PITCHED SHUTOUTS IN BOTH GAMES OF A DOUBLEHEADER.....N/A (Since 2005)  
LOST BOTH GAMES OF A DOUBLEHEADER.....8/29/2018 vs. Colorado Springs (3-2 Loss & 7-0 Loss)  
SHUT OUT IN BOTH GAMES OF A DOUBLEHEADER.....6/2/2013 vs. Memphis (7-0 Loss, 5-0 Loss)

OPPOSING HITTER HAD A 3-HOMER GAME.....Christian Encarnacion-Strand, 5/4/2023 vs. Louisville  
OPPOSING HITTER HIT FOR THE A CYCLE.....Matt McClain, 5/4/2023 vs. Louisville

## THE LAST TIME AN OMAHA HITTER...

HAD 6 HITS IN ONE GAME.....Matt Diaz, 7/27/2005 @ Portland  
HAD 5 HITS IN ONE GAME.....Dairon Blanco, 9/15/2022 @ Columbus  
HAD 4 HITS IN ONE GAME.....Nick Loftin, 5/19/2023 vs. Toledo  
HAD 3 HITS IN ONE GAME.....Tyler Gentry, 5/19/2023 vs. Toledo

HIT 3 HOME RUNS IN ONE GAME.....Ryan McBroom, 6/13/2021 @ St. Paul  
HIT 2 HOME RUNS IN ONE GAME.....Freddy Fermin, 4/8/2023 vs. Toledo  
HIT 2 TRIPLES IN ONE GAME.....Angel Franco, 5/6/2016 @ Iowa  
HAD 4 DOUBLES IN ONE GAME.....Jordan Parraz, 5/18/2010 @ Las Vegas  
HIT 3 DOUBLES IN ONE GAME.....Dairon Blanco, 9/15/2022 @ Columbus  
HIT 2 DOUBLES IN ONE GAME.....Samad Taylor and Jackson Rietz, 5/17/2023 vs. Toledo  
HIT 2 SACRIFICE FLIES IN ONE GAME.....Samad Taylor, 4/30/2023 @ Nashville

HIT A GRAND SLAM.....Brent Rooker, 9/26/2022 @ St. Paul  
HIT AN INSIDE-THE PARK HOME RUN.....Bobby Witt Jr., 9/8/2021 @ St. Paul  
LED OFF A HOME GAME WITH A HOME RUN.....Drew Waters, 8/3/2022 vs. St. Paul  
LED OFF A ROAD GAME WITH A HOME RUN.....Drew Waters, 8/16/2022 @ Louisville  
HIT A PINCH-HIT HOME RUN.....Elier Hernández, 5/22/2019 vs. Iowa  
HIT A WALK-OFF HOME RUN.....Nate Eaton, 5/31/2022 vs. Indianapolis  
HIT A WALK-OFF GRAND SLAM.....Jimmy Govern, 5/7/2022 vs. Columbus  
HIT A WALK-OFF PINCH-HIT HOME RUN.....Chad Santos, 8/23/2005 vs. New Orleans  
HIT FOR THE CYCLE.....Jimmy Paredes, 5/12/2014 vs. New Orleans

HAD 11 RBI IN ONE GAME.....Mike Moustakas, 8/30/2010 vs. Round Rock  
HAD 9 RBI IN ONE GAME.....Brett Eibner, 4/9/2014 vs. Memphis  
HAD 8 RBI IN ONE GAME.....Jimmy Paredes, 5/12/2014 vs. New Orleans  
HAD 7 RBI IN ONE GAME.....Brett Hayes, 4/14/2013 vs. Nashville  
HAD 6 RBI IN ONE GAME.....Freddy Fermin, 4/8/2023 vs. Toledo  
HAD 5 RBI IN ONE GAME.....Jackson Rietz, 4/1/2023 @ Indianapolis  
HAD 4 RBI IN ONE GAME.....Nick Loftin, 5/5/2023 vs. Louisville

SCORED 5 RUNS IN ONE GAME.....Brett Eibner, 5/12/2014 vs. New Orleans  
SCORED 4 RUNS IN ONE GAME.....Maikel Garcia, 9/15/2022 @ Columbus  
SCORED 3 RUNS IN ONE GAME.....Drew Waters, 5/19/2023 vs. Toledo

WALKED 4 TIMES IN ONE GAME.....MJ Melendez, 8/22/202 vs. Columbus  
WALKED 3 TIMES IN ONE GAME.....Dairon Blanco, 5/19/2023 vs. Toledo

STOLE 4 BASES IN ONE GAME.....Samad Taylor, 5/4/2023 vs. Louisville  
STOLE 3 BASES IN ONE GAME.....Samad Taylor, 4/26/2023 @ Nashville  
STOLE 2 BASES IN ONE GAME.....Dairon Blanco and Samad Taylor, 5/19/2023 vs. Toledo

STRUCK OUT 5 TIMES IN ONE GAME.....Drew Waters, 8/10/2022 @ Toledo  
STRUCK OUT 4 TIMES IN ONE GAME.....Brewer Hicklen, 9/16/2022 @ Columbus  
STRUCK OUT 3 TIMES IN ONE GAME.....Logan Porter, 5/7/2023 vs. Louisville

REACHED BASE 5 TIMES IN ONE GAME.....Nicky Lopez, 7/27/2018 @ Fresno  
REACHED BASE 6 TIMES IN ONE GAME.....Dairon Blanco, 9/15/2022 @ Columbus  
REACHED BASE 4 TIMES IN ONE GAME.....Nick Loftin, 5/19/2023 vs. Toledo

REACHED BASE IN EVERY TRIP TO THE PLATE (6 PA).....Brett Eibner, 4/9/2014 vs. Memphis  
REACHED BASE IN EVERY TRIP TO THE PLATE (5 PA).....Drew Waters, 7/27/2022 @ Syracuse  
REACHED BASE IN EVERY TRIP TO THE PLATE (4 PA).....Dairon Blanco, 5/13/2023 @ Scranton/Wilkes-Barre

HAD 2 HOME RUNS IN THE SAME INNING.....Brett Eibner: 5th Inning, 5/12/2015 vs. Memphis  
HAD 2 DOUBLES IN THE SAME INNING.....Clay Dungan: 6th Inning, 6/26/2022 vs. Columbus  
HAD 2 HITS IN THE SAME INNING.....Drew Waters: 1st Inning, 5/17/2023 vs. Toledo  
REACHED 2 TIMES IN THE SAME INNING.....Drew Waters: 1st Inning, 5/17/2023 vs. Toledo  
SCORED 2 RUNS IN THE SAME INNING.....Brewer Hicklen: 6th Inning, 8/26/2022 vs. Scranton/WB

HIT HOME RUNS IN 6 STRAIGHT GAMES.....Steve Sisco, June 13 to June 21, 1998  
HIT HOME RUNS IN 5 STRAIGHT GAMES.....Cory Aldridge, July 27 to August 8, 2009  
HIT HOME RUNS IN 4 STRAIGHT GAMES.....Nick Pratto, August 19 to August 22, 2021  
HIT HOME RUNS IN 3 STRAIGHT GAMES.....Brent Rooker, September 23 to September 26, 2022  
HIT HOME RUNS IN BACK-TO-BACK GAMES.....Brewer Hicklen, May 14 and May 19, 2023  
HIT HOME RUNS IN BOTH GAMES OF A DOUBLEHEADER.....Nick Pratto, 4/7/2022 @ Indianapolis  
HIT HOME RUNS FROM BOTH SIDES OF THE PLATE, GAME.....Tim Raines Jr., 8/20/2009 @ Tacoma  
HIT HOME RUN IN FIRST OMAHA AT-BAT.....Jackson Rietz, 8/28/2022 vs. Scranton/WB [G1]

HAD 2+ HITS IN 7 STRAIGHT GAMES.....Johnny Giavotella, August 3 to August 14, 2014  
HAD 2+ HITS IN 6 STRAIGHT GAMES.....Dairon Blanco, September 10 to September 17, 2022  
HAD 2+ HITS IN 5 STRAIGHT GAMES.....MJ Melendez, September 25 to October 2, 2021

HAD A 20+ GAME HITTING STREAK.....Frank Schwindel, 20 Games: July 22 to August 13, 2018  
HAD A 18+ GAME HITTING STREAK.....Frank Schwindel, 20 Games: July 22 to August 13, 2018  
HAD A 16+ GAME HITTING STREAK.....Frank Schwindel, 20 Games: July 22 to August 13, 2018  
HAD A 14+ GAME HITTING STREAK.....Dairon Blanco, 15 Games: May 15 to July 10, 2022  
HAD A 12+ GAME HITTING STREAK.....Dairon Blanco, 15 Games: May 15 to July 10, 2022

HAD A 40+ GAME REACHED BASE STREAK.....Shane Costa, 46 Games: April 14 to August 8, 2007  
HAD A 30+ GAME REACHED BASE STREAK.....Alex Gordon, 39 Games: May 9 to June 19, 2010  
HAD A 30+ GAME REACHED BASE STREAK.....Freddy Fermin, 33 Games: August 3 to September 15, 2022  
HAD A 25+ GAME REACHED BASE STREAK.....Freddy Fermin, 33 Games: August 3 to September 15, 2022  
HAD A 20+ GAME REACHED BASE STREAK.....Freddy Fermin, 33 Games: August 3 to September 15, 2022

## THE LAST TIME AN OMAHA PITCHER...

THREW A 1-HITTER (9 Innings).....Luis Mendoza, 7/18/2011 @ Memphis  
THREW A 1-HITTER (7 Innings).....Jeff Suppan, 6/21/2011 @ Nashville  
THREW A 2-HITTER (9 Innings).....Arnaldo Hernandez, 7/21/2018 vs. Round Rock [G1]  
THREW A 2-HITTER (7 Innings).....

THREW A 9-INNING COMPLETE GAME SHUTOUT.....Luis Mendoza, 7/18/2011 @ Memphis  
THREW A 7-INNING COMPLETE GAME SHUTOUT.....Jake Kalish, 7/2/2018 vs. Nashville [G1]  
THREW A 5-INNING COMPLETE GAME SHUTOUT.....Anthony Lerew, 8/31/2010 vs. Round Rock

THREW A 9-INNING COMPLETE GAME.....Arnaldo Hernandez, 5/15/2018 vs. Oklahoma City  
THREW AN 8-INNING COMPLETE GAME.....John Lannan, 6/16/2016 @ Oklahoma City  
THREW A 7-INNING COMPLETE GAME.....Austin Cox, 8/28/2022 vs. Scranton/WB [G1]  
THREW A 6-INNING COMPLETE GAME.....Matt Wright, 8/8/2008 @ Nashville [G2]  
THREW A 5-INNING COMPLETE GAME.....Trevor Oaks, 6/6/2018 vs. Salt Lake

STRUCK OUT 12 IN A GAME.....Jakob Junis, 5/26/2017 @ Nashville  
STRUCK OUT 11 IN A GAME.....John Lamb, 7/9/2014 vs. Iowa  
STRUCK OUT 10 IN A GAME.....Jackson Kowar, 7/3/2021 @ St. Paul

WALKED 7 IN A GAME.....Josh Staumont, 5/24/2017 @ Nashville  
WALKED 6 IN A GAME.....Drew Parrish, 6/22/2022 vs. Columbus  
WALKED 5 IN A GAME.....Drew Parrish, 9/16/2022 @ Columbus

ALLOWED 6 HOME RUNS IN A GAME.....Matt Wright, 8/18/2007 vs. Albuquerque  
ALLOWED 5 HOME RUNS IN A GAME.....Drew Parrish, 5/4/2023 vs. Louisville  
ALLOWED 4 HOME RUNS IN A GAME.....Jake Kalish, 9/24/2021 vs. Indianapolis  
ALLOWED 3 HOME RUNS IN A GAME.....Marcelo Martinez, 5/3/2023 vs. Louisville  
ALLOWED 2+ HOME RUNS IN A GAME.....Daniel Lynch, 5/17/2023 vs. Toledo

THREW 120+ PITCHES IN A GAME.....Brett Tomko, 5/15/2014 @ Round Rock (127)  
THREW 115+ PITCHES IN A GAME.....Luke Farrell, 6/8/2017 vs. Nashville (116)  
THREW 110+ PITCHES IN A GAME.....Christian Binford, 9/3/2017 vs. Iowa (110)  
THREW 100+ PITCHES IN A GAME.....Jonathan Heasley, 4/25/2023 @ Nashville (104)  
THREW 95+ PITCHES IN A GAME.....Austin Cox, 4/27/2023 @ Nashville (99)  
THREW 90+ PITCHES IN A GAME.....Max Castillo, 5/2/2023 vs. Louisville (91)

WON HIS OMAHA DEBUT.....Alec Marsh, 9/23/2022 vs. Iowa  
THREW A AN IMMACULATE INNING.....Anthony Swarzak, 6/3/2021 vs. Iowa

GM #	MARCH	OPPONENT	SCORE	RECORD	STANDINGS	WIN	LOSS	SAVE	TEMP.	1ST PITCH	TIME	ATT.	HOME ATT.	STORM CHASERS				OPPONENT			
														R	H	E	LO	R	H	E	LO
1.	3/31	@ Indianapolis	W, 8-6	1-0	1st +0.5	C. Snider (1-0)	Y. De Los Santos (0-1)	J. Staumont (1)	66°	7:05 PM	2:54	8,095		8	12	0	14	6	11	2	7
GM #	APRIL	OPPONENT	SCORE	RECORD	STANDINGS	WIN	LOSS	SAVE	TEMP.	1ST PITCH	TIME	ATT.	HOME ATT.	STORM CHASERS				OPPONENT			
														R	H	E	LO	R	H	E	LO
2.	4/1	@ Indianapolis	W, 12-1	2-0	1st +1.0	D. Parrish (1-0)	C. Smith (0-1)	-	42°	1:37 PM	2:26	4,012		12	16	0	11	1	5	2	3
3.	4/2	@ Indianapolis	W, 8-3	3-0	1st +1.0	J. Kowar (1-0)	D. Zamora (0-1)	-	49°	1:36 PM	2:53	4,240		8	12	0	9	3	11	2	10
4.	4/4	TOLEDO	L, 9-2	3-1	2nd -0.5	B. White (1-0)	M. Castillo (0-1)	-	55°	6:42 PM	2:27	3,200	3,200	2	6	0	6	9	12	0	5
5.	4/5	TOLEDO	L, 7-6	3-2	2nd -1.0	T. Holton (1-0)	R. Weiss (0-1)	M. Díaz (2)	35°	12:07 PM	2:40	1,405	4,605	6	8	2	6	7	12	1	9
6.	4/6	TOLEDO	L, 8-5	3-3	3rd -2.0	J. Fry (1-0)	J. Kowar (1-1)	M. Del Pozo (1)	45°	12:06 PM	2:48	1,607	6,212	5	7	1	4	8	10	2	9
7.	4/7	TOLEDO	W, 9-4	4-3	2nd -1.0	J. Heasley (1-0)	R. Olson (0-2)	-	70°	6:35 PM	2:35	1,968	8,180	9	12	0	6	4	9	0	11
8.	4/8	TOLEDO	W, 13-8	5-3	2nd -0.5	M. Martinez (1-0)	M. Lorenzen (0-1)	-	71°	2:05 PM	2:49	2,070	10,250	13	12	3	4	8	13	0	12
9.	4/9	TOLEDO	L, 8-2	5-4	2nd -1.5	T. Holton (2-0)	M. Castillo (0-2)	-	73°	2:11 PM	2:57	2,119	12,369	2	6	3	12	8	13	0	11
10.	4/11	@ Iowa	L, 9-6	5-5	5th -2.5	R. Elias (1-0)	M. Mayers (0-1)	M. Rodriguez (1)	79°	6:38 PM	2:34	3,557		6	10	0	6	9	7	1	6
11.	4/12	@ Iowa	W, 10-6	6-5	5th -1.5	J. Kowar (2-0)	R. Thompson (0-1)	-	77°	12:09 PM	2:26	4,085		10	12	0	5	6	8	0	4
12.	4/13	@ Iowa	L, 14-1	6-6	6th -2.5	N. Neidert (1-1)	J. Heasley (1-1)	-	81°	6:38 PM	2:18	3,647		1	6	1	4	14	15	0	8
13.	4/14	@ Iowa	W, 11-8	7-6	6th -2.0	C. Snider (2-0)	M. Rodriguez (1-1)	N. Wittgren (1)	79°	7:09 PM	3:16	6,257		11	11	2	10	8	11	3	10
14.	4/15	@ Iowa	PPD/Rain (To be made up April 16)																		
14.	4/16 G1	@ Iowa	Cancelled/Snow																		
15.	4/16 G2	@ Iowa	Cancelled/Snow																		
14.	4/18	GWINNETT	L, 4-1	7-7	5th -3.0	T. Tice (2-0)	J. Kowar (2-2)	Y. Rios (1)	70°	6:39 PM	2:24	1,703	14,072	1	7	1	8	4	6	0	8
15.	4/19	GWINNETT	L, 6-2	7-8	5th -4.0	B. Burrows (1-0)	J. Heasley (1-2)	-	70°	12:05 PM	2:15	6,641	20,713	2	6	0	5	6	10	0	3
16.	4/20	GWINNETT	L, 9-3	7-9	6th -4.5	B. Moran (1-0)	M. Castillo (0-3)	-	56°	6:37 PM	2:47	2,026	22,739	3	3	1	10	9	10	1	5
17.	4/21	GWINNETT	L, 7-3	7-10	7th -6.0	A. Winans (1-2)	E. Sisk (0-1)	-	44°	6:36 PM	3:01	2,041	24,780	3	9	2	9	7	11	0	8
18.	4/22	GWINNETT	L, 5-2	7-11	6th -7.0	D. Dodd (1-0)	A. Núñez (0-1)	Y. Rios (2)	42°	2:06 PM	2:27	3,025	27,805	2	4	1	2	5	10	0	10
19.	4/23	GWINNETT	W, 5-3	8-11	6th -6.0	M. Mayers (1-1)	N. Kingham (0-3)	N. Wittgren (2)	49°	2:06 PM	2:23	2,046	29,851	5	12	3	6	3	8	0	9
20.	4/25	@ Nashville	L, 8-3	8-12	6th -7.0	R. Gasser (1-0)	J. Heasley (1-3)	-	67°	6:39 PM	2:14	4,127		3	5	1	3	8	11	0	6
21.	4/26	@ Nashville	L, 5-0	8-13	7th -8.0	C. Boushley (1-1)	M. Castillo (0-4)	-	68°	6:37 PM	2:27	5,455		0	4	0	5	5	11	1	8
22.	4/27	@ Nashville	W, 2-1	9-13	7th -7.0	A. Cox (1-0)	J. Junk (2-1)	N. Wittgren (3)	61°	7:19 PM	2:28 (-44)	3,507		2	8	0	7	1	6	1	8
23.	4/28	@ Nashville	L, 4-3	9-14	7th -7.0	J. Bukauskas (1-0)	J. Dye (0-1)	-	69°	6:37 PM	2:26	6,707		3	5	1	3	4	7	1	4
24.	4/29	@ Nashville	L, 6-5 (10)	9-15	8th -8.0	L. Erceg (3-0)	E. Sisk (0-2)	-	70°	6:39 PM	2:58	9,833		5	8	0	6	6	13	1	15
25.	4/30	@ Nashville	W, 10-6	10-15	7th -7.0	A. Núñez (1-1)	J. Bukauskas (1-1)	-	61°	3:08 PM	3:00 (1:03)	9,469		10	11	1	9	6	9	3	9

APRIL Hitting Results: .250/.337/.441 (200-for-799), 49 2B, 2 3B, 33 HR, 124 R, 99 BB, 38 SB // APRIL Pitching Results: 9-15, 5.65 ERA (133 ER in 212.0 IP), 3/7 SV, 238 H, 30 HR, 104 BB, 198 K, 1.61 WHIP, .284 AVG

GM #	MAY	OPPONENT	SCORE	RECORD	STANDINGS	WIN	LOSS	SAVE	TEMP.	1ST PITCH	TIME	ATT.	HOME ATT.	STORM CHASERS				OPPONENT			
														R	H	E	LO	R	H	E	LO
26.	5/2	LOUISVILLE	L, 10-4	10-16	8th -8.0	A. Abbott (1-0)	M. Castillo (0-5)	-	57°	12:06 PM	2:57	2,024	31,875	4	6	0	10	10	14	2	8
27.	5/3	LOUISVILLE	L, 7-4	10-17	10th -9.0	B. Lively (4-0)	M. Martinez (1-1)	-	60°	11:07 AM	2:20	3,364	35,239	4	10	1	5	7	11	0	7
28.	5/4	LOUISVILLE	L, 12-10	10-18	10th -9.0	R. Wynne (1-1)	D. Parrish (1-1)	-	77°	6:36 PM	2:45	3,333	38,572	10	11	1	9	12	13	4	4
29.	5/5	LOUISVILLE	W, 6-2	11-18	10th -8.0	M. Mayers (2-1)	B. Williamson (1-4)	J. Kowar (1)	63°	6:36 PM	2:14	5,735	44,307	6	5	0	3	2	7	1	7
30.	5/6	LOUISVILLE	W, 11-9	12-18	8th -7.5	E. Sisk (1-2)	J. Kuhnel (0-1)	J. Cuas (1)	78°	6:37 PM	2:57	3,872	48,179	11	12	0	8	9	13	1	6
31.	5/7	LOUISVILLE	L, 4-3	12-19	9th -7.0	Z. Brown (1-1)	B. Kriske (0-1)	A. Busenitz (3)	82°	2:07 PM	2:46	2,469	50,648	3	8	0	7	4	6	0	8
32.	5/9	@ Scranton/WB	L, 14-2	12-20	9th -8.0	M. Spence (3-2)	D. Parrish (1-2)	-	68°	6:06 PM	2:20	3,053		2	4	1	2	14	18	1	7
33.	5/10	@ Scranton/WB	L, 4-3	12-21	10th -8.5	A. McGarity (3-0)	D. Coleman (0-1)	-	60°	11:05 AM	2:41	5,829		3	5	0	9	4	4	1	6
34.	5/11	@ Scranton/WB	W, 4-3 (11)	13-21	9th -8.5	A. Núñez (2-1)	D. Snelten (0-2)	-	76°	6:37 PM	3:02	3,691		4	4	0	6	3	8	2	10
35.	5/12	@ Scranton/WB	W, 3-2	14-21	9th -8.5	D. Lynch (1-0)	R. Vásquez (0-5)	N. Wittgren (4)	79°	6:35 PM	2:22	4,142		3	8	0	5	2	4	1	6
36.	5/13	@ Scranton/WB	L, 8-6	14-22	10th -9.0	A. McGarity (4-0)	B. Kriske (0-2)	-	76°	4:05 PM	2:32	5,027		6	14	0	6	8	10	0	5
37.	5/14	@ Scranton/WB	W, 6-3	15-22	9th -8.0	J. Dipoto (1-0)	D. Snelten (0-3)	N. Wittgren (5)	75°	1:06 PM	3:02	3,058		6	7	0	6	3	9	1	11
38.	5/16	TOLEDO	L, 9-2	15-23	10th -8.0	H. Hembree (4-1)	J. Heasley (1-4)	-	77°	6:36 PM	2:45	2,001	52,649	2	9	1	15	9	12	0	6
39.	5/17	TOLEDO	W, 16-8	16-23	10th -7.5	W. Pennington (1-0)	Z. Logue (1-3)	-	83°	6:37 PM	2:54	2,218	54,867	16	18	0	8	8	14	2	3
40.	5/18	TOLEDO	W, 9-0	17-23	10th -6.5	A. Cox (2-0)	B. Hanifée (0-3)	-	78°	6:37 PM	2:31	3,529	58,396	9	14	0	8	0	3	0	6
41.	5/19	TOLEDO	W, 9-1	18-23	10th -6.0	A. Núñez (3-1)	A. Bergner (1-1)	-	66°	6:36 PM	2:41	5,058	63,454	9	12	1	9	1	6	1	8
42.	5/20	TOLEDO																			
43.	5/21	TOLEDO																			
44.	5/23	@ St. Paul																			
45.	5/24	@ St. Paul																			
46.	5/25	@ St. Paul																			
47.	5/26	@ St. Paul																			
48.	5/27	@ St. Paul																			
49.	5/28	@ St. Paul																			
50.	5/30	MEMPHIS																			
51.	5/31	MEMPHIS																			

MAY Hitting Results: // MAY Pitching Results:

														STORM CHASERS				OPPONENT			
GM #	JUNE	OPPONENT	SCORE	RECORD	STANDINGS	WIN	LOSS	SAVE	TEMP.	1ST PITCH	TIME	ATT.	HOME ATT.	R	H	E	LO	R	H	E	LO
52.	6/1	MEMPHIS																			
53.	6/2	MEMPHIS																			
54.	6/3	MEMPHIS																			
55.	6/4	MEMPHIS																			
56.	6/6	@ Indianapolis																			
57.	6/7	@ Indianapolis																			
58.	6/8	@ Indianapolis																			
59.	6/9	@ Indianapolis																			
60.	6/10	@ Indianapolis																			
61.	6/11	@ Indianapolis																			
62.	6/13	COLUMBUS																			
63.	6/14	COLUMBUS																			
64.	6/15	COLUMBUS																			
65.	6/16	COLUMBUS																			
66.	6/17	COLUMBUS																			
67.	6/18	COLUMBUS																			
68.	6/20	@ Rochester																			
69.	6/21	@ Rochester																			
70.	6/22	@ Rochester																			
71.	6/23	@ Rochester																			
72.	6/24	@ Rochester																			
73.	6/25	@ Rochester																			

**JUNE Hitting Results:** TBD// **JUNE Pitching Results:** TBD

**JULY Hitting Results:** TBD // **JULY Pitching Results:** TBD

**AUGUST Hitting Results:** TBD // **AUGUST Pitching Results:** TBD

SEPTEMBER Hitting Results: TBD // SEPTEMBER Pitching Results: TBD

**SEPTEMBER Hitting Results: TBD // SEPTEMBER Pitching Results: TBD**  
**2ND HALF Hitting Results: TBD // 2ND HALF Pitching Results: TBD**



### LF

Tucker Bradley, 20 (9-11)  
Dairon Blanco, 7 (4-3)  
Brewer Hicklen, 5 (1-4)  
Samad Taylor, 3 (2-1)  
Nick Pratto, 3 (1-2)  
Franmil Reyes, 1 (1-0)  
Tyler Gentry, 1 (0-1)

### CF

Dairon Blanco, 18 (9-9)  
Samad Taylor, 10 (2-8)  
Drew Waters, 8 (5-3)  
Nate Eaton, 4 (2-2)  
Brewer Hicklen, 1 (0-1)

### RF

Tyler Gentry, 34 (15-19)  
CJ Alexander, 4 (1-3)  
Dairon Blanco, 2 (2-0)  
Nate Eaton, 1 (0-1)

### SS

Angelo Castellano, 23 (7-16)  
Maikel Garcia, 14 (8-6)  
Clay Dungan, 3 (2-1)  
Nicky Lopez, 1 (1-0)

### 2B

Samad Taylor, 26 (13-13)  
Nick Loftin, 7 (1-6)  
Angelo Castellano, 4 (2-2)  
Clay Dungan, 3 (2-1)  
Nicky Lopez, 1 (0-1)

### SP

Jonathan Heasley, 8 (4-4)  
Mike Mayers, 8 (3-5)  
Drew Parrish, 7 (3-4)  
Austin Cox, 6 (4-2)  
Max Castillo, 5 (0-5)  
Daniel Lynch, 3 (2-1)  
Daniel Mengden, 2 (2-0)  
Jackson Kowar, 1 (0-1)  
Marcelo Martinez, 1 (0-1)

### 3B

Nick Loftin, 27 (14-13)  
Maikel Garcia, 10 (2-8)  
Angelo Castellano, 2 (1-1)  
Clay Dungan, 1 (1-0)  
Nate Eaton, 1 (0-1)

### 1B

CJ Alexander, 17 (8-9)  
Nick Pratto, 15 (6-9)  
Logan Porter, 9 (4-5)

### DH

CJ Alexander, 8 (5-3)  
Brewer Hicklen, 7 (4-3)  
Tyler Gentry, 4 (2-2)  
Dairon Blanco, 4 (2-2)  
Logan Porter, 4 (1-3)  
Jakson Reetz, 3 (1-2)  
Franmil Reyes, 3 (1-2)  
Tucker Bradley, 2 (2-0)  
Freddy Fermin, 2 (0-2)  
Nick Loftin, 2 (0-2)  
Johan Camargo, 1 (0-1)  
Samad Taylor, 1 (0-1)

### C

Logan Porter, 17 (6-11)  
Freddy Fermin, 12 (6-6)  
Jakson Reetz, 12 (6-6)

1	2	3	4	5	6	7	8	9
Samad Taylor, 32 (12-20) Drew Waters, 8 (5-3) Dairon Blanco, 1 (1-0)	Maikel Garcia, 24 (10-14) Samad Taylor, 6 (4-2) Nick Loftin, 6 (3-3) Nicky Lopez, 2 (1-1) Nate Eaton, 2 (0-2) CJ Alexander, 1 (0-1)	Tyler Gentry, 33 (13-20) Nick Pratto, 4 (3-1) Samad Taylor, 2 (1-1) Nick Loftin, 1 (0-1) Nate Eaton, 1 (0-1)	Nick Pratto, 14 (5-9) Logan Porter, 11 (3-8) Tyler Gentry, 6 (4-2) CJ Alexander, 4 (3-1) Franmil Reyes, 4 (2-2) Freddy Fermin, 1 (1-0) Nick Loftin, 1 (0-1)	Nick Loftin, 25 (9-16) CJ Alexander, 5 (5-0) Logan Porter, 4 (2-2) Jakson Reetz, 2 (2-0) Johan Camargo, 1 (0-1) Nate Eaton, 1 (0-1) Freddy Fermin, 1 (0-1) Brewer Hicklen, 1 (0-1) Nick Pratto, 1 (0-1)	CJ Alexander, 14 (5-9) Logan Porter, 10 (3-7) Jakson Reetz, 6 (1-5) Brewer Hicklen, 4 (3-1) Nick Loftin, 3 (2-1) Freddy Fermin, 2 (2-0) Tucker Bradley, 1 (1-0) Nate Eaton, 1 (1-0)	Dairon Blanco, 13 (7-6) Freddy Fermin, 10 (3-7) Jakson Reetz, 5 (3-2) Brewer Hicklen, 5 (0-5) Logan Porter, 4 (2-2) CJ Alexander, 2 (1-1) Tucker Bradley, 1 (1-0) Nate Eaton, 1 (1-0)	Dairon Blanco, 16 (8-8) Tucker Bradley, 10 (4-6) Clay Dungan, 4 (3-1) Brewer Hicklen, 4 (2-2) CJ Alexander, 3 (0-3) Jakson Reetz, 2 (1-1) Angelo Castellano, 2 (0-2)	Angelo Castellano, 27 (10-17) Tucker Bradley, 9 (4-5) Clay Dungan, 3 (2-1) Dairon Blanco, 2 (2-0)



PLAYER	GS	POSITION										BATTING ORDER								
		C	1B	2B	3B	SS	LF	CF	RF	OF	DH	1ST	2ND	3RD	4TH	5TH	6TH	7TH	8TH	9TH
Samad Taylor	40			26			3	10		13	1	32	6	2						
Tyler Gentry	39					1			34	35	4			33	6					
Nick Loftin	36			7	27						2		6	1	1	25	3			
Dairon Blanco	31						7	18	2	27	4	1						13	15	2
Logan Porter	30	17	9								4				12	4	10	4		
Angelo Castellano	29			4	2	23													2	27
CJ Alexander	29		17						4	4	8		1		4	5	14	2	3	
Maikel Garcia	24				10	14							24							
Tucker Bradley	22						20			20	2						1	1	11	9
Nick Pratto	18		15				3			3				4	13	1				
Jakson Reetz	15	12									3					2	6	5	2	
Freddy Fermin	14	12									2				1	1	2	10		
Brewer Hicklen	14						6	1		7	7					1	4	5	4	
Drew Waters	8							8		8		8								
Clay Dungan	7			3	1	3													4	3
Nate Eaton	6				1				4	1	5		2	1		1	1	1		
Franmil Reyes	4						1			1	3				4					
Nicky Lopez	2			1		1							2							
Johan Camargo	1										1					1				

# OF LINEUP COMBOS

41 Games  
40 Unique Lineup Combinations Used

MOST USED LINEUP (2x)

PLAYER	Pos.
1. Samad Taylor	2B
2. Maikel Garcia	SS
3. Nick Pratto	1B
4. Tyler Gentry	RF
5. Nick Loftin	3B
6. CJ Alexander	DH
7. Freddy Fermin	C
8. Dairon Blanco	CF
9. Tucker Bradley	LF

STORM CHASERS POSITION PRODUCTION																	
	AVG	AB	H	TB	2B	3B	HR	RBI	BB	SO	OBP	SLG	OPS	SAC	SF	HBP	GIDP
C	.282	149	42	78	12	0	8	26	20	41	.374	.523	.897	0	0	2	5
1B	.206	160	33	74	7	2	10	23	14	49	.268	.463	.731	0	4	1	4
2B	.247	162	40	60	7	2	3	24	17	34	.324	.370	.694	0	3	3	2
3B	.290	162	47	78	10	0	7	32	18	22	.361	.481	.842	0	2	1	7
SS	.257	148	38	63	10	0	5	30	18	37	.333	.426	.759	0	2	0	0
LF	.211	133	28	46	7	1	3	16	28	39	.369	.346	.715	0	1	6	4
CF	.297	155	46	70	11	2	3	13	21	37	.392	.452	.844	1	1	4	8
RF	.247	162	40	62	11	1	3	21	20	40	.342	.383	.725	0	3	5	3
DH	.295	149	44	79	11	0	8	28	21	46	.390	.530	.920	1	0	2	2

STORM CHASERS BATTING ORDER PRODUCTION																	
	AVG	AB	H	TB	2B	3B	HR	RBI	BB	SO	OBP	SLG	OPS	SAC	SF	HBP	GIDP
1st	.292	171	50	75	10	3	3	24	21	36	.367	.439	.806	0	3	1	5
2nd	.241	166	40	62	13	0	3	29	23	39	.337	.373	.710	0	2	2	3
3rd	.244	160	39	61	9	2	3	24	23	40	.358	.381	.739	0	3	7	3
4th	.239	159	38	75	8	1	9	23	19	46	.315	.472	.787	0	5	1	7
5th	.279	165	46	82	9	0	9	28	11	38	.330	.497	.827	0	1	2	7
6th	.276	156	43	90	14	0	11	26	14	41	.339	.577	.916	0	0	1	3
7th	.227	141	32	54	8	1	4	22	20	36	.339	.383	.722	1	0	4	3
8th	.272	125	34	49	9	0	2	12	31	38	.436	.392	.828	1	1	6	2
9th	.259	143	37	64	7	1	6	27	15	34	.327	.448	.775	0	1	0	2

OUTFIELD ASSIST LOG							
#	OUTFIELDER	Pos.	GAME	INNING	BASE	PITCHER	BATTER
1.	Tucker Bradley	LF	4/4 vs. Toledo	▲ 6	3rd	Brooks Kiske	Akil Baddoo
2.	Tyler Gentry	RF	4/14 @ Iowa	▼ 5	Home	Andrés Núñez	Matt Mervis
3.	Dairon Blanco	CF	4/19 vs. Gwinnett	▲ 3	2nd	Jonathan Heasley	Hendrik Clementina
4.	Samad Taylor	CF	4/26 @ Nashville	▼ 5	2nd	Max Castillo	Andruw Monasterio
5.	Nate Eaton	CF	4/27 @ Nashville	▼ 1	Home	Austin Cox	Keston Hiura
6.	Dairon Blanco	LF	4/28 @ Nashville	▼ 8	2nd	Jackson Kowar	Keston Hiura
7.	Brewer Hicklen	LF	5/2 vs. Louisville	▲ 5	2nd	Max Castillo	Matt McLain
8.	Dairon Blanco	CF	5/5 vs. Louisville	▲ 4	Home	Mike Mayers	Nick Martini
9.	Franmil Reyes	RF	5/6 vs. Louisville	▲ 6	2nd	Collin Snider	Matt McLain
10.	Tyler Gentry	RF	5/11 @ Scranton/WB	▼ 9	Home	Nick Wittgren	Billy McKinney

OUTFIELD ASSISTS (10)		
DAIRON BLANCO (3)	LF	1
	CF	2
TUCKER BRADLEY (1)	LF	1
NATE EATON (1)	CF	1
TYLER GENTRY (2)	RF	2
BREWER HICKLEN (1)	LF	1
FRANMIL REYES (1)	LF	1
SAMAD TAYLOR (1)	CF	1

DATE	OPPONENT	RESULT	SP	C	1B	2B	3B	SS	LF	CF	RF	DH
3/31	@ Indianapolis	W, 8-6	Mike Mayers	Freddy Fermin	Nick Pratto	Samad Taylor	Nick Loftin	Maikel Garcia	Tucker Bradley	Dairon Blanco	Tyler Gentry	CJ Alexander
4/1	@ Indianapolis	W, 12-1	Austin Cox	Logan Porter	Nick Pratto	Angelo Castellano	Nick Loftin	Maikel Garcia	Tucker Bradley	Samad Taylor	Jakson Reetz	CJ Alexander
4/4	TOLEDO	L, 9-2	Jonathan Heasley	Freddy Fermin	Nick Pratto	Samad Taylor	Nick Loftin	Maikel Garcia	Tucker Bradley	Dairon Blanco	Tyler Gentry	CJ Alexander
4/5	TOLEDO	L, 7-6	Mike Mayers	Jakson Reetz	Logan Porter	Angelo Castellano	Nick Loftin	Maikel Garcia	Dairon Blanco	Samad Taylor	Tyler Gentry	Freddy Fermin
4/6	TOLEDO	L, 8-5	Jackson Kowar	Freddy Fermin	CJ Alexander	Samad Taylor	Nick Loftin	Maikel Garcia	Tucker Bradley	Dairon Blanco	Tyler Gentry	Logan Porter
4/7	TOLEDO	W, 9-4	Jonathan Heasley	Freddy Fermin	Logan Porter	Samad Taylor	Angelo Castellano	Maikel Garcia	Tucker Bradley	Dairon Blanco	Tyler Gentry	CJ Alexander
4/8	TOLEDO	W, 13-8	Drew Parrish	Freddy Fermin	Nick Pratto	Samad Taylor	Angelo Castellano	Maikel Garcia	Tyler Gentry	Dairon Blanco	Tyler Gentry	CJ Alexander
4/9	TOLEDO	L, 8-2	Max Castillo	Logan Porter	Nick Pratto	Samad Taylor	Angelo Castellano	Maikel Garcia	Tucker Bradley	Dairon Blanco	Tyler Gentry	Jakson Reetz
4/11	@ Iowa	L, 9-6	Mike Mayers	Freddy Fermin	Nick Pratto	Samad Taylor	Nick Loftin	Maikel Garcia	Tucker Bradley	Dairon Blanco	Tyler Gentry	Logan Porter
4/12	@ Iowa	W, 10-6	Austin Cox	Logan Porter	Nick Pratto	Samad Taylor	Nick Loftin	Maikel Garcia	Tucker Bradley	Dairon Blanco	Tyler Gentry	CJ Alexander
4/13	@ Iowa	L, 14-1	Jonathan Heasley	Freddy Fermin	Nick Pratto	Angelo Castellano	Nick Loftin	Maikel Garcia	Tucker Bradley	Samad Taylor	CJ Alexander	Tyler Gentry
4/14	@ Iowa	W, 11-8	Drew Parrish	Freddy Fermin	Nick Pratto	Angelo Castellano	Nick Loftin	Maikel Garcia	Dairon Blanco	Samad Taylor	Tyler Gentry	Logan Porter
4/15	@ Iowa	Cancelled/snow										
4/16-6/1	@ Iowa	Cancelled/snow										
4/16-6/2	@ Iowa	Cancelled/snow										
4/18	WINNETT	L, 4-1	Mike Mayers	Freddy Fermin	Logan Porter	Nick Loftin	Maikel Garcia	Angelo Castellano	Nick Pratto	Samad Taylor	CJ Alexander	Tyler Gentry
4/19	WINNETT	L, 9-2	Jonathan Heasley	Logan Porter	Nick Pratto	Samad Taylor	Nick Loftin	Angelo Castellano	Tucker Bradley	Dairon Blanco	Tyler Gentry	Jakson Reetz
4/20	WINNETT	L, 6-2	Max Castillo	Freddy Fermin	Nick Loftin	Nick Loftin	Maikel Garcia	Angelo Castellano	Dairon Blanco	Samad Taylor	Tyler Gentry	Logan Porter
4/21	WINNETT	L, 7-3	Austin Cox	Jakson Reetz	Nick Pratto	Nick Loftin	Maikel Garcia	Angelo Castellano	Tucker Bradley	Samad Taylor	Tyler Gentry	CJ Alexander
4/22	WINNETT	L, 5-2	Drew Parrish	Logan Porter	CJ Alexander	Samad Taylor	Maikel Garcia	Angelo Castellano	Nick Pratto	Dairon Blanco	Tyler Gentry	Nick Loftin
4/23	WINNETT	W, 13-1	Mike Mayers	Jakson Reetz	Nick Pratto	Nick Loftin	Maikel Garcia	Angelo Castellano	Tucker Bradley	Dairon Blanco	Tyler Gentry	CJ Alexander
4/25	@ Nashville	L, 8-3	Jonathan Heasley	Logan Porter	Nick Pratto	Nick Loftin	Maikel Garcia	Angelo Castellano	Tucker Bradley	Samad Taylor	Tyler Gentry	Dairon Blanco
4/26	@ Nashville	L, 5-0	Max Castillo	Logan Porter	Nick Pratto	Nick Loftin	Maikel Garcia	Angelo Castellano	Brewer Hicklen	Samad Taylor	Tyler Gentry	CJ Alexander
4/27	@ Nashville	L, 4-3	Austin Cox	Jakson Reetz	CJ Alexander	Samad Taylor	Nick Loftin	Maikel Garcia	Nick Pratto	Nate Eaton	Dairon Blanco	Tyler Gentry
4/28	@ Nashville	L, 4-3	Drew Parrish	Logan Porter	CJ Alexander	Samad Taylor	Maikel Garcia	Angelo Castellano	Dairon Blanco	Nate Eaton	Tyler Gentry	Brewer Hicklen
4/29	@ Nashville	L, 6-5 (10)	Mike Mayers	Jakson Reetz	CJ Alexander	Nick Loftin	Maikel Garcia	Angelo Castellano	Tucker Bradley	Samad Taylor	Nate Eaton	Freddy Fermin
4/30	@ Nashville	W, 10-6	Jonathan Heasley	Freddy Fermin	Logan Porter	Samad Taylor	Maikel Garcia	Angelo Castellano	Tucker Bradley	Nate Eaton	Tyler Gentry	Brewer Hicklen
5/2	LOUISVILLE	L, 10-4	Max Castillo	Jakson Reetz	Logan Porter	Samad Taylor	Nate Eaton	Angelo Castellano	Brewer Hicklen	Dairon Blanco	Tyler Gentry	Nick Loftin
5/3	LOUISVILLE	L, 7-4	Marcelo Martinez	Logan Porter	CJ Alexander	Samad Taylor	Nick Loftin	Angelo Castellano	Tucker Bradley	Nate Eaton	Tyler Gentry	Brewer Hicklen
5/4	LOUISVILLE	L, 12-10	Drew Parrish	Logan Porter	CJ Alexander	Samad Taylor	Nick Loftin	Angelo Castellano	Tucker Bradley	Brewer Hicklen	Tyler Gentry	Franmil Reyes
5/5	LOUISVILLE	W, 6-2	Mike Mayers	Jakson Reetz	Logan Porter	Samad Taylor	Nick Loftin	Clay Dungan	Brewer Hicklen	Dairon Blanco	Tyler Gentry	Franmil Reyes
5/6	LOUISVILLE	W, 11-9	Daniel Mengden	Logan Porter	CJ Alexander	Samad Taylor	Nick Loftin	Angelo Castellano	Franmil Reyes	Dairon Blanco	Tyler Gentry	Tucker Bradley
5/7	LOUISVILLE	L, 4-3	Daniel Lynch	Jakson Reetz	Logan Porter	Samad Taylor	Nick Loftin	Angelo Castellano	Brewer Hicklen	Dairon Blanco	Tyler Gentry	Franmil Reyes
5/9	@ Scranton/WB	L, 14-2	Drew Parrish	Logan Porter	CJ Alexander	Samad Taylor	Nick Loftin	Clay Dungan	Tucker Bradley	Drew Waters	Tyler Gentry	Brewer Hicklen
5/10	@ Scranton/WB	L, 4-3	Mike Mayers	Jakson Reetz	Logan Porter	Clay Dungan	Nick Loftin	Angelo Castellano	Brewer Hicklen	Dairon Blanco	Tyler Gentry	Samad Taylor
5/11	@ Scranton/WB	W, 4-3 (11)	Jonathan Heasley	Logan Porter	CJ Alexander	Samad Taylor	Nick Loftin	Angelo Castellano	Tucker Bradley	Drew Waters	Dairon Blanco	Brewer Hicklen
5/12	@ Scranton/WB	W, 5-2	Daniel Lynch	Jakson Reetz	CJ Alexander	Samad Taylor	Clay Dungan	Angelo Castellano	Dairon Blanco	Drew Waters	Tyler Gentry	Tucker Bradley
5/13	@ Scranton/WB	L, 8-6	Austin Cox	Logan Porter	CJ Alexander	Samad Taylor	Nick Loftin	Angelo Castellano	Brewer Hicklen	Drew Waters	Tyler Gentry	Dairon Blanco
5/14	@ Scranton/WB	L, 9-2	Drew Parrish	Jakson Reetz	CJ Alexander	Samad Taylor	Nick Loftin	Clay Dungan	Tucker Bradley	Dairon Blanco	Tyler Gentry	Brewer Hicklen
5/16	TOLEDO	L, 9-2	Jonathan Heasley	Logan Porter	CJ Alexander	Nicky Lopez	Nick Loftin	Angelo Castellano	Samad Taylor	Drew Waters	Tyler Gentry	Johan Camargo
5/17	TOLEDO	W, 16-8	Daniel Lynch	Jakson Reetz	Logan Porter	Clay Dungan	Nick Loftin	Angelo Castellano	Samad Taylor	Drew Waters	Tyler Gentry	Dairon Blanco
5/18	TOLEDO	W, 10-8	Austin Cox	Logan Porter	CJ Alexander	Samad Taylor	Nick Loftin	Nicky Lopez	Tucker Bradley	Drew Waters	Tyler Gentry	Brewer Hicklen
5/19	TOLEDO	W, 9-1	Daniel Mengden	Logan Porter	CJ Alexander	Clay Dungan	Nick Loftin	Angelo Castellano	Samad Taylor	Drew Waters	Tyler Gentry	Dairon Blanco
5/20	TOLEDO											
5/21	TOLEDO											
5/23	@ St. Paul											
5/24	@ St. Paul											
5/25	@ St. Paul											
5/26	@ St. Paul											
5/27	@ St. Paul											
5/28	@ St. Paul											
5/30	MEMPHIS											
5/31	MEMPHIS											
6/1	MEMPHIS											
6/2	MEMPHIS											
6/3	MEMPHIS											
6/4	MEMPHIS											
6/6	@ Indianapolis											
6/7	@ Indianapolis											
6/8	@ Indianapolis											
6/9	@ Indianapolis											
6/10	@ Indianapolis											
6/11	@ Indianapolis											
6/13	COLUMBUS											
6/14	COLUMBUS											
6/15	COLUMBUS											
6/16	COLUMBUS											
6/17	COLUMBUS											
6/18	COLUMBUS											
6/20	@ Rochester											
6/21	@ Rochester											
6/22	@ Rochester											
6/23	@ Rochester											
6/24	@ Rochester											
6/25	@ Rochester											
6/28	IOWA											
6/29	IOWA											
6/30	IOWA											
7/1	IOWA											
7/2	IOWA											
7/3	IOWA											
7/4	@ Gwinnett											
7/5	@ Gwinnett											
7/6	@ Gwinnett											
7/7	@ Gwinnett											
7/8	@ Gwinnett											
7/9	@ Gwinnett											
7/14	INDIANAPOLIS											
7/15	INDIANAPOLIS											
7/16	INDIANAPOLIS											
7/18	ST. PAUL											
7/19	ST. PAUL											
7/20	ST. PAUL											
7/21	ST. PAUL											
7/22	ST. PAUL											
7/23	ST. PAUL											
7/25	@ Columbus											
7/26	@ Columbus											
7/27	@ Columbus											
7/28	@ Columbus											
7/29	@ Columbus											
7/30	@ Columbus											
8/1	Louisville											
8/2	Louisville											
8/3	Louisville											
8/4	Louisville											
8/5	Louisville											
8/6	Louisville											
8/8	IOWA											
8/9	IOWA											
8/10	IOWA											
8/11	IOWA											
8/12	IOWA											
8/13	IOWA											
8/15	@ Toledo											
8/16	@ Toledo											
8/17	@ Toledo											
8/18	@ Toledo											
8/19	@ Toledo											
8/20	@ Toledo											
8/22	ST. PAUL											
8/23	ST. PAUL											
8/24	ST. PAUL											
8/25	ST. PAUL											
8/26	ST. PAUL											
8/27	ST. PAUL											
8/29	LOUISVILLE											
8/30	LOUISVILLE											
8/31	LOUISVILLE											
9/1	LOUISVILLE											
9/2	LOUISVILLE											
9/3	LOUISVILLE											
9/6	@ Iowa											
9/7	@ Iowa											
9/8	@ Iowa											
9/9	@ Iowa											
9/10	@ Iowa											
9/12	INDIANAPOLIS											
9/13	INDIANAPOLIS											
9/14	INDIANAPOLIS											
9/15	INDIANAPOLIS											
9/16	INDIANAPOLIS											
9/17	INDIANAPOLIS											
9/19	@ Columbus											
9/20	@ Columbus											
9/21	@ Columbus											
9/22	@ Columbus											
9/23	@ Columbus											
9/24	@ Columbus											



DATE	OPPONENT	RESULT	1	2	3	4	5	6	7	8	9
3/31	@ Indianapolis	W, 8-6	Samad Taylor	Maikel Garcia	Nick Pratto	Tyler Gentry	CJ Alexander	Nick Loftin	Freddy Fermin	Dairon Blanco	Tucker Bradley
4/1	@ Indianapolis	W, 12-1	Samad Taylor	Maikel Garcia	Nick Pratto	Tyler Gentry	Nick Loftin	Logan Porter	Jakson Reetz	Dairon Blanco	Angelo Castellano
4/2	@ Indianapolis	W, 8-3	Samad Taylor	Maikel Garcia	Nick Pratto	Tyler Gentry	CJ Alexander	Nick Loftin	Freddy Fermin	Dairon Blanco	Tucker Bradley
4/4	TOLEDO	L, 9-2	Samad Taylor	Maikel Garcia	Nick Pratto	Tyler Gentry	Nick Loftin	CJ Alexander	Freddy Fermin	Dairon Blanco	Tucker Bradley
4/5	TOLEDO	L, 7-6	Samad Taylor	Maikel Garcia	Nick Pratto	Logan Porter	Nick Loftin	Jakson Reetz	Freddy Fermin	Dairon Blanco	Angelo Castellano
4/6	TOLEDO	L, 8-5	Samad Taylor	Maikel Garcia	Tyler Gentry	Logan Porter	Nick Loftin	CJ Alexander	Freddy Fermin	Dairon Blanco	Tucker Bradley
4/7	TOLEDO	W, 9-4	Samad Taylor	Maikel Garcia	Tyler Gentry	Logan Porter	CJ Alexander	Freddy Fermin	Dairon Blanco	Tucker Bradley	Angelo Castellano
4/8	TOLEDO	W, 13-8	Samad Taylor	Maikel Garcia	Tyler Gentry	Nick Pratto	CJ Alexander	Freddy Fermin	Dairon Blanco	Tucker Bradley	Angelo Castellano
4/9	TOLEDO	L, 8-2	Samad Taylor	Maikel Garcia	Tyler Gentry	CJ Alexander	Nick Pratto	Logan Porter	Dairon Blanco	Jakson Reetz	Angelo Castellano
4/11	@ Iowa	W, 9-6	Samad Taylor	Maikel Garcia	Tyler Gentry	Nick Pratto	Nick Loftin	Logan Porter	Freddy Fermin	Dairon Blanco	Tucker Bradley
4/12	@ Iowa	W, 10-6	Samad Taylor	Maikel Garcia	Tyler Gentry	Nick Pratto	Nick Loftin	CJ Alexander	Logan Porter	Dairon Blanco	Tucker Bradley
4/13	@ Iowa	W, 14-1	Samad Taylor	Maikel Garcia	Tyler Gentry	Nick Pratto	Nick Loftin	CJ Alexander	Freddy Fermin	Dairon Blanco	Angelo Castellano
4/14	@ Iowa	W, 11-8	Samad Taylor	Maikel Garcia	Tyler Gentry	Nick Pratto	Nick Loftin	CJ Alexander	Freddy Fermin	Angelo Castellano	Angelo Castellano
4/15	@ Iowa	Cancelled snow									
4/16 G1	@ Iowa	Cancelled snow									
4/16 G2	@ Iowa	Cancelled snow									
4/18	GWINNETT	L, 4-1	Samad Taylor	Maikel Garcia	Tyler Gentry	Nick Pratto	Nick Loftin	Logan Porter	Freddy Fermin	CJ Alexander	Angelo Castellano
4/19	GWINNETT	L, 9-3	Samad Taylor	Maikel Garcia	Tyler Gentry	Nick Pratto	Nick Loftin	Jakson Reetz	Dairon Blanco	Angelo Castellano	Tucker Bradley
4/20	GWINNETT	L, 7-3	Samad Taylor	Maikel Garcia	Tyler Gentry	Nick Pratto	Nick Loftin	Logan Porter	Freddy Fermin	Dairon Blanco	Angelo Castellano
4/21	GWINNETT	L, 7-3	Samad Taylor	Maikel Garcia	Tyler Gentry	Nick Pratto	Nick Loftin	CJ Alexander	Jakson Reetz	Tucker Bradley	Angelo Castellano
4/22	GWINNETT	L, 5-2	Samad Taylor	Maikel Garcia	Tyler Gentry	Nick Pratto	Nick Loftin	CJ Alexander	Logan Porter	Dairon Blanco	Angelo Castellano
4/23	GWINNETT	W, 5-3	Dairon Blanco	Maikel Garcia	Tyler Gentry	Nick Pratto	Nick Loftin	CJ Alexander	Jakson Reetz	Tucker Bradley	Angelo Castellano
4/25	@ Nashville	L, 8-3	Samad Taylor	Maikel Garcia	Tyler Gentry	Nick Pratto	Nick Loftin	Logan Porter	Dairon Blanco	Tucker Bradley	Angelo Castellano
4/26	@ Nashville	L, 5-0	Samad Taylor	Maikel Garcia	Tyler Gentry	Nick Pratto	Nick Loftin	Logan Porter	CJ Alexander	Brewer Hicklen	Angelo Castellano
4/27	@ Nashville	W, 2-1	Samad Taylor	Maikel Garcia	Tyler Gentry	Nick Pratto	Nick Loftin	Nate Eaton	Jakson Reetz	Dairon Blanco	Angelo Castellano
4/28	@ Nashville	L, 4-3	Samad Taylor	Maikel Garcia	Tyler Gentry	Logan Porter	Nate Eaton	Brewer Hicklen	Dairon Blanco	CJ Alexander	Angelo Castellano
4/29	@ Nashville	L, 6-5 (10)	Samad Taylor	Maikel Garcia	Nate Eaton	Nick Loftin	Freddy Fermin	CJ Alexander	Jakson Reetz	Tucker Bradley	Angelo Castellano
4/30	@ Nashville	W, 10-6	Samad Taylor	Maikel Garcia	Tyler Gentry	Freddy Fermin	Nick Loftin	Logan Porter	Nate Eaton	Brewer Hicklen	Dairon Blanco
5/1	LOUISVILLE	L, 10-4	Samad Taylor	Nate Eaton	Tyler Gentry	Logan Porter	Nick Loftin	Jakson Reetz	Brewer Hicklen	Dairon Blanco	Angelo Castellano
5/2	LOUISVILLE	L, 7-4	Samad Taylor	Nate Eaton	Tyler Gentry	Logan Porter	Nick Loftin	CJ Alexander	Brewer Hicklen	Tucker Bradley	Angelo Castellano
5/3	LOUISVILLE	L, 12-10	Samad Taylor	CJ Alexander	Tyler Gentry	Frankmil Reyes	Nick Loftin	Logan Porter	Brewer Hicklen	Tucker Bradley	Angelo Castellano
5/4	LOUISVILLE	W, 6-2	Samad Taylor	Nick Loftin	Tyler Gentry	Frankmil Reyes	Logan Porter	Brewer Hicklen	Jakson Reetz	Dairon Blanco	Clay Dungan
5/5	LOUISVILLE	W, 11-9	Samad Taylor	Maikel Garcia	Tyler Gentry	Frankmil Reyes	Logan Porter	CJ Alexander	Dairon Blanco	Tucker Bradley	Angelo Castellano
5/7	LOUISVILLE	L, 4-3	Samad Taylor	Nick Loftin	Tyler Gentry	Frankmil Reyes	Logan Porter	Jakson Reetz	Dairon Blanco	Brewer Hicklen	Angelo Castellano
5/9	@ Scranton/WB	L, 14-2	Drew Waters	Samad Taylor	Samad Taylor	Tyler Gentry	Nick Loftin	CJ Alexander	Brewer Hicklen	Tucker Bradley	Clay Dungan
5/10	@ Scranton/WB	L, 4-3	Samad Taylor	Nick Loftin	Tyler Gentry	Logan Porter	Brewer Hicklen	CJ Alexander	Dairon Blanco	Tucker Bradley	Angelo Castellano
5/11	@ Scranton/WB	W, 4-3 (11)	Drew Waters	Samad Taylor	Nick Loftin	Logan Porter	CJ Alexander	Brewer Hicklen	Dairon Blanco	Tucker Bradley	Angelo Castellano
5/12	@ Scranton/WB	W, 3-2	Drew Waters	Samad Taylor	Tyler Gentry	Logan Porter	Jakson Reetz	Tucker Bradley	Dairon Blanco	Clay Dungan	Angelo Castellano
5/13	@ Scranton/WB	L, 8-6	Drew Waters	Samad Taylor	Tyler Gentry	Logan Porter	Nick Loftin	CJ Alexander	Brewer Hicklen	Dairon Blanco	Angelo Castellano
5/14	@ Scranton/WB	W, 6-3	Samad Taylor	Nick Loftin	Tyler Gentry	CJ Alexander	Jakson Reetz	Brewer Hicklen	Tucker Bradley	Dairon Blanco	Clay Dungan
5/16	TOLEDO	L, 9-2	Drew Waters	Samad Taylor	Samad Taylor	Tyler Gentry	Johan Camargo	Nick Loftin	Logan Porter	CJ Alexander	Angelo Castellano
5/17	TOLEDO	W, 16-8	Drew Waters	Samad Taylor	Tyler Gentry	Logan Porter	Nick Loftin	Jakson Reetz	Dairon Blanco	Clay Dungan	Angelo Castellano
5/18	TOLEDO	W, 9-0	Drew Waters	Nicky Lopez	Samad Taylor	Tyler Gentry	CJ Alexander	Nick Loftin	Dairon Blanco	Brewer Hicklen	Tucker Bradley
5/19	TOLEDO	W, 9-1	Drew Waters	Samad Taylor	Tyler Gentry	CJ Alexander	Nick Loftin	Logan Porter	Dairon Blanco	Clay Dungan	Angelo Castellano
5/20	TOLEDO										
5/21	TOLEDO										
5/23	@ St. Paul										
5/24	@ St. Paul										
5/25	@ St. Paul										
5/26	@ St. Paul										
5/27	@ St. Paul										
5/28	@ St. Paul										
5/30	MEMPHIS										
5/31	MEMPHIS										
6/1	MEMPHIS										
6/2	MEMPHIS										
6/3	MEMPHIS										
6/4	MEMPHIS										
6/6	@ Indianapolis										
6/7	@ Indianapolis										
6/8	@ Indianapolis										
6/9	@ Indianapolis										
6/10	@ Indianapolis										
6/11	@ Indianapolis										
6/13	COLUMBUS										
6/14	COLUMBUS										
6/15	COLUMBUS										
6/16	COLUMBUS										
6/17	COLUMBUS										
6/18	COLUMBUS										
6/20	@ Rochester										
6/21	@ Rochester										
6/22	@ Rochester										
6/23	@ Rochester										
6/24	@ Rochester										
6/25	@ Rochester										
6/28	IOWA										
6/29	IOWA										
6/30	IOWA										
7/1	IOWA										
7/2	IOWA										
7/3	IOWA										
7/4	@ Gwinnett										
7/5	@ Gwinnett										
7/6	@ Gwinnett										
7/7	@ Gwinnett										
7/8	@ Gwinnett										
7/9	@ Gwinnett										
7/14	INDIANAPOLIS										
7/15	INDIANAPOLIS										
7/16	INDIANAPOLIS										
7/18	ST. PAUL										
7/19	ST. PAUL										
7/20	ST. PAUL										
7/21	ST. PAUL										
7/22	ST. PAUL										
7/23	ST. PAUL										
7/25	@ Columbus										
7/26	@ Columbus										
7/27	@ Columbus										
7/28	@ Columbus										
7/29	@ Columbus										
7/30	@ Columbus										
8/1	@ Louisville										
8/2	@ Louisville										
8/3	@ Louisville										
8/4	@ Louisville										
8/5	@ Louisville										
8/6	@ Louisville										
8/8	IOWA										
8/9	IOWA										
8/10	IOWA										
8/11	IOWA										
8/13	IOWA										
8/15	@ Toledo										
8/16	@ Toledo										
8/17	@ Toledo										
8/18	@ Toledo										
8/19	@ Toledo										
8/20	@ Toledo										
8/22	ST. PAUL										
8/23	ST. PAUL										
8/24	ST. PAUL										
8/25	ST. PAUL										
8/26	ST. PAUL										
8/27	ST. PAUL										
8/29	LOUISVILLE										
8/30	LOUISVILLE										
8/31	LOUISVILLE										
9/1	LOUISVILLE										
9/2	LOUISVILLE										
9/3	LOUISVILLE										
9/5	@ Iowa										
9/6	@ Iowa										
9/7	@ Iowa										
9/8	@ Iowa										
9/9	@ Iowa										
9/10	@ Iowa										
9/12	INDIANAPOLIS										
9/13	INDIANAPOLIS										
9/14	INDIANAPOLIS										
9/15	INDIANAPOLIS										
9/16	INDIANAPOLIS										
9/17	INDIANAPOLIS										
9/19	@ Columbus										
9/20	@ Columbus										
9/21	@ Columbus										
9/22	@ Columbus										
9/23	@ Columbus										
9/24	@ Columbus										

6/25 @ Rochester

DATE	OPPONENT	RESULT	AB	R	H	TB	2B	3B	HR	XBH	RBI	BB	IBB	SO	SB	CS	HBP	SAC	SF	GIDP	LOB	AVG (SEASON)
3/31	@ Indianapolis	W, 8-6	40	8	12	16	2	1	0	3	8	9	0	12	5	0	0	0	0	0	14	.300
4/1	@ Indianapolis	W, 12-1	42	12	16	24	2	0	2	4	12	6	0	10	3	0	0	0	2	0	11	.341
4/2	@ Indianapolis	W, 8-3	39	8	12	22	1	0	3	4	8	4	0	5	2	0	1	0	0	0	9	.331
4/4	TOLEDO	L, 9-2	29	2	6	12	1	1	1	3	2	6	0	7	2	0	0	0	0	4	6	.307
4/5	TOLEDO	L, 7-6	34	6	8	18	1	0	3	4	6	4	0	10	1	1	1	0	0	1	6	.293
4/6	TOLEDO	L, 8-5	32	5	7	15	0	1	2	3	3	3	0	12	2	1	0	0	1	1	4	.282
4/7	TOLEDO	W, 9-4	34	9	12	18	3	0	1	4	8	4	0	11	0	0	0	0	1	1	6	.292
4/8	TOLEDO	W, 13-8	36	13	12	26	2	0	4	6	13	5	0	9	0	0	0	0	0	0	4	.297
4/9	TOLEDO	L, 8-2	33	2	6	11	2	0	1	3	2	6	0	12	0	0	2	0	0	0	12	.285
4/11	@ Iowa	L, 9-6	38	6	10	20	4	0	2	6	6	1	0	6	0	0	0	0	0	0	6	.283
4/12	@ Iowa	W, 10-6	38	10	12	29	5	0	4	9	10	3	0	9	1	1	1	0	0	0	5	.286
4/13	@ Iowa	L, 14-1	31	1	6	12	3	0	1	4	1	1	0	4	0	0	0	0	0	1	4	.279
4/14	@ Iowa	W, 11-8	38	11	11	14	3	0	0	3	10	7	0	7	5	1	2	0	1	0	10	.280
4/15	@ Iowa	PPD/Rain																				
4/16 G1	@ Iowa	Cancelled/Snow																				
4/16 G2	@ Iowa	Cancelled/Snow																				
4/18	GWINNETT	L, 4-1	31	1	7	10	3	0	0	3	1	3	0	10	0	1	1	0	1	1	8	.277
4/19	GWINNETT	L, 6-2	31	2	6	14	2	0	2	4	2	3	0	7	2	0	0	0	0	1	5	.272
4/20	GWINNETT	L, 9-3	27	3	3	4	1	0	0	1	3	11	0	10	2	0	0	0	2	1	10	.264
4/21	GWINNETT	L, 7-3	35	3	9	13	1	0	1	2	3	4	0	8	1	0	0	0	0	1	9	.264
4/22	GWINNETT	L, 5-2	27	2	4	8	1	0	1	2	2	4	0	8	0	1	0	0	0	3	2	.259
4/23	GWINNETT	W, 5-3	31	5	12	15	3	0	0	3	5	4	0	7	6	1	0	0	0	0	6	.265
4/25	@ Nashville	L, 8-3	29	3	5	6	1	0	0	1	3	3	0	12	0	0	1	0	0	2	3	.261
4/26	@ Nashville	L, 5-0	30	0	4	5	1	0	0	1	0	2	0	7	3	0	0	0	0	2	5	.255
4/27	@ Nashville	W, 2-1	33	2	8	13	2	0	1	3	2	2	0	11	2	0	1	0	0	1	7	.255
4/28	@ Nashville	L, 4-3	30	3	5	5	0	0	0	0	2	3	0	9	3	1	0	0	0	1	3	.251
4/29	@ Nashville	L, 6-5 (10)	37	5	8	15	4	0	1	5	4	3	0	6	0	0	0	0	0	2	6	.250
4/30	@ Nashville	W, 10-6	34	10	11	23	3	0	3	6	10	7	0	7	3	0	1	1	3	1	9	.253
5/2	LOUISVILLE	L, 10-4	33	4	6	9	1	1	0	2	4	7	0	10	0	1	1	0	0	1	10	.250
5/3	LOUISVILLE	L, 7-4	34	4	10	13	3	0	0	3	4	2	0	6	0	0	0	0	0	3	5	.252
5/4	LOUISVILLE	L, 12-10	40	10	11	17	3	0	1	4	8	4	0	6	6	0	1	0	1	0	9	.253
5/5	LOUISVILLE	W, 6-2	30	6	5	12	1	0	2	3	6	3	0	10	3	0	0	0	0	0	3	.250
5/6	LOUISVILLE	W, 11-9	31	11	12	16	1	0	1	2	10	6	0	6	2	1	4	1	1	0	8	.254
5/7	LOUISVILLE	L, 4-3	35	3	8	17	1	1	2	4	3	2	0	10	2	0	0	0	0	0	7	.253
5/9	@ Scranton/WB	L, 14-2	31	2	4	8	1	0	1	2	1	0	0	5	0	0	0	0	0	1	2	.250
5/10	@ Scranton/WB	L, 4-3	30	3	5	11	1	1	1	3	3	7	0	8	3	1	1	0	1	0	9	.248
5/11	@ Scranton/WB	W, 4-3 (11)	36	4	4	8	1	0	1	2	2	4	0	9	3	0	1	0	0	2	6	.243
5/12	@ Scranton/WB	W, 3-2	32	3	8	10	2	0	0	2	3	2	0	7	1	1	0	0	1	0	5	.243
5/13	@ Scranton/WB	L, 8-6	37	6	14	21	4	0	1	5	6	1	0	8	3	1	1	0	0	0	6	.248
5/14	@ Scranton/WB	W, 6-3	33	6	7	20	2	1	3	6	5	6	0	13	2	1	0	0	0	0	6	.247
5/16	TOLEDO	L, 9-2	36	2	9	10	1	0	0	1	2	8	0	12	2	0	0	0	0	0	15	.247
5/17	TOLEDO	W, 16-8	41	16	18	34	7	0	3	10	15	5	0	9	3	0	2	0	0	1	8	.253
5/18	TOLEDO	W, 9-0	36	9	14	20	3	0	1	4	9	4	0	6	0	0	1	0	0	2	8	.256
5/19	TOLEDO	W, 9-1	32	9	12	18	4	1	0	5	8	8	0	7	5	1	1	0	1	1	9	.259
5/20	TOLEDO																					
5/21	TOLEDO																					
5/23	@ St. Paul																					
5/24	@ St. Paul																					
5/25	@ St. Paul																					
5/26	@ St. Paul																					
5/27	@ St. Paul																					
5/28	@ St. Paul																					
5/30	MEMPHIS																					
5/31	MEMPHIS																					
6/1	MEMPHIS																					
6/2	MEMPHIS																					
6/3	MEMPHIS																					
6/4	MEMPHIS																					
6/6	@ Indianapolis																					
6/7	@ Indianapolis																					
6/8	@ Indianapolis																					
6/9	@ Indianapolis																					
6/10	@ Indianapolis																					
6/11	@ Indianapolis																					
6/13	COLUMBUS																					
6/14	COLUMBUS																					
6/15	COLUMBUS																					
6/16	COLUMBUS																					
6/17	COLUMBUS																					
6/18	COLUMBUS																					
6/20	@ Rochester																					
6/21	@ Rochester																					
6/22	@ Rochester																					
6/23	@ Rochester																					
6/24	@ Rochester																					
6/25	@ Rochester																					



## HITTING

[illegible]

## PITCHING

[illegible]

**SERIES WINS:** 1 (*On Road*)

**SERIES LOSSES: 4** (3 at Home, 1 on Road)

**SERIES SPLITS: 2 (2 on Road)**