

# Columbus Clippers

## Game Information

Game #5

Road Game #5

Media Relations Department - 330 Huntington Park Ln., Columbus, OH 43215 - (614)-462-5250 - aslosser@clippersbaseball.com



(3-1)

Saturday, May 8 (7:00) - Louisville Slugger Field

Columbus Clippers

(Cleveland Indians)

VS.

Louisville Bats

(Cincinnati Reds)

RHP Eli Morgan (NR)

RHP Bo Takahashi (NR)



(1-3)

### LAST GAME

May 7	R	H	E	LOB
Columbus	10	12	1	10
Louisville	0	3	0	8

W: Dalbert Siri (2-0)

L: Riley O'Brien (0-1)

S:

HR: Bradley (1), Lavarney (2)

### Highlights

The Clippers scored in only two of nine innings, but exploded when they did, led by **Bobby Bradley's** 3-run HR in a 6-run 5th and **Ryan Lavarney's** 3-run HR in a 4-run 7th. On the mound, five pitchers combined for a shutout, with **Scott Moss** doing the heavy lifting (4.0IP, 1H, 1BB, 4K).

### CLIPPER QUICK FACTS

Current Streak: W1  
Road Streak: W1  
Road: 3-1  
May: 3-1  
Saturday: 0-0  
Night Games: 3-1  
vs. West: 3-1  
Last 10: 3-1  
Consecutive days in 1st: 1  
Scoring at least 4 runs: 2-0  
Scoring less than 4 runs: 1-1  
Come from behind wins: 0  
Last at bat wins: 1  
Team Batting: .230, 7th  
Team Pitching: 2.83, 1st  
Team Defense: .986, 5th

### LEAGUE STANDINGS

South	W	L	Pct	GB
DUR	4	0	1.000	-
GWN	3	1	.750	1.0
JAX	3	1	.750	1.0
NAS	2	2	.500	2.0
CHA	1	3	.250	3.0
NOR	1	3	.250	3.0
MEM	0	4	.000	4.0

West	W	L	Pct	GB
COL	3	1	.750	-
OMA	3	1	.750	-
IND	2	2	.500	1.0
IOW	2	2	.500	1.0
TOL	2	2	.500	1.0
LOU	1	3	.250	2.0
STP	1	3	.250	2.0

### League Notes

### Upcoming Probables

Sunday, May 9 at Louisville (1:00): LHP Kirk McCarty (1-0, 3.60) vs. RHP Ashton Goudeau (NR)

Tuesday, May 11 vs. Omaha (6:15): TBA vs. RHP Jean Carlos Mejia (0-0, 0.00)

Wednesday, May 12 vs. Omaha (6:15): TBA vs. LHP Logan Allen (0-1, 47.25)

Thursday, May 13 vs. Omaha (12:05): TBA vs. LHP Scott Moss (0-0, 0.00)

### Tonight's Game

The Clippers will send RHP **Eli Morgan** to the mound tonight, making his second career start in Triple-A and rounding out the Clipper rotation. Louisville will counter with RHP **Bo Takahashi**. The Clippers are 3-1 (.750) against right handers this year. Takahashi will be making his Triple-A debut tonight.

### vs. the Bats

Columbus is 3-1 against Louisville this year, outscoring the Bats 18-13 (13-11 with a -7 run differential in 2019; 15-9, +6 in 2018; 12-13, +4 in 2017; 11-12, +12 in 2016). **Daniel Johnson** has hit .340/.414/.700 with 3HR and 11RBI in 13 games against the Bats in his career. **Bobby Bradley** has 4HR and 17RBI in 26G opposing the Bats, including three bombs at Louisville Slugger Field.

### Explosions

Columbus opened the season with five runs through the first seven batters of 2021, but in the 116 plate appearances following, the Clippers hit just .164 (17x104) and managed to push across only three runs over 30 innings. From the 5th-7th last night, they scored 10 runs over 24 batters, as they batted around in both the 5th and 7th. Of 18 runs on the season, 15 have been scored in three innings.

### First In Wins

Through four games this season, the team that has scored first has won every game, as there has not been a lead change in any game (Louisville managed to tie the game on Wednesday before losing in the 9th). Dating to 8/24/19, there have been no lead changes in the last 14 regular season games, with the decisive run being scored by the 3rd inning in 10 of those games (10 decided by 4+).

### Hole in the Heart

The 3-4 spots in the Clipper order went a combined 0x24 through the first three games and started last night 0x3 before **Oscar Mercado** singled and **Bobby Bradley** followed with a HR in the 5th inning (Mercado then doubled in his next at bat). **Owen Miller** went 0x4 batting 3rd on Thursday night, but went 3x4 last night in his return to the 5th spot (7x11 batting behind Bradley this season).

### Johnson on a Roll

After dipping below .300 with an 0x5 day on 8/8/19 vs. Pawtucket, **Daniel Johnson** hit safely in nine straight (.424, 14x33 from 8/9-8/18). On 8/22/19, Johnson tied his single game best with 5RBI and kicked off a streak of four straight games with an XBH (XBH in six of last nine as a Clipper). In his last 20G at Triple-A, he is hitting .329/.386/.579 with 3HR and 13RBI.

### Back at It

Over his last 52G with Columbus, dating to 8/16/18, **Oscar Mercado** is hitting .303/.398/.467 with 4HR and 23RBI, after having hit .119 (5x42) through his first 14 games as a Clipper. His hot streak includes an 11G hit streak in early 2019 (4/11-4/25) that came immediately after an 0x10 series vs. Louisville (4/8-4/10). He has been successful in 77% of his steal attempts in that time (20 of 26).

### Struggles Continue

In 44 games since getting optioned on 7/16/19, **Bobby Bradley** has hit .199/.305/.422 with just 10HR and 23RBI while posting a strikeout in 37% of his PA (69 of 187). Only 8RBI since the option are on non-HR and he has accumulated 72LOB in 44 games. In 43 games immediately prior to getting recalled (5/3-6/21/19), Bradley hit .310/.373/.732 with 21HR and 44RBI (32% strikeout rate, 59K in 185PA).

### Quick Feet

The Clippers have swiped a bag in each of the first four games, totalling 5SB against 1CS, putting them on pace for 150SB in this shortened season. In 2019, they hit triple digits in steals (104) for the first time since 2013 (have increased steal total each year since 2016). Unfortunately, only two runners have come around to score after improving their station on the basepaths.

### Shutting It Down

The Clipper bullpen has yet to allow a run in the final third of a ballgame, allowing only eight batters to reach base (4BB, HBP, two singles, double; only one of those batters has made it to third base). In the 9th inning, **Blake Parker** and **DJ Johnson** have sent the Bats down in order three times, registering 6K between the two (opposing hitters have 15K and 2GIDP in innings 7-9).

### ORGANIZATION REPORT

Cleveland (17-14), 2nd place  
May 7 R H E  
Cincinnati 3 6 2  
Cleveland 0 0 2  
W- Miley (4-2), L- Clase (2-2)  
HR- none  
Plesac: 8.0IP, 3H, 0R, 0ER, 0BB, 7K  
Maton: 1.0IP, 0H, 0R, 0ER, 0BB, 3K  
5/8 vs. CIN, 6:10 (Castillo vs. Civalo)

Akron (4-0), 1st place  
5/7 vs. Binghamton, won, 8-3  
5/8 vs. Binghamton, 7:05  
Lake County (3-1), T1st place  
5/7 at Lansing, won, 6-2  
5/8 at Lansing, 7:05  
Lynchburg (4-0), 1st place  
5/7 vs. Fredericksburg, won, 7-2  
5/8 vs. Fredericksburg, 6:30

### vs. LOUISVILLE

#### All-Time

Home	Road	Overall
125-95	107-122	232-217
2021		
Home	Road	Overall
0-0	3-1	3-1
2019		
Home	Road	Overall
8-5	5-6	13-11



Governors' Cup Champions: 1979, 1980, 1981, 1987, 1991, 1992, 1996, 2010, 2011, 2015, 2019  
IL West Division Champions: 1979, 1980, 1981, 1983, 1984, 1990, 1991, 1992, 1996, 1997, 1999, 2004, 2011, 2014, 2015, 2016, 2019





# Columbus Clippers Game Information

Saturday, May 8

## This Date in Clipper History

5/8/2005

The Clippers blanked Indianapolis by a score of 9-0 at Cooper Stadium. **Mitch Jones** powered the offense, going 4x5 with 2HR and 4RBI. Jones would go on to hammer 27 for the '05 Clippers, the 6th highest total for Columbus since the turn of the millennium (**Fernando Seguignol**, 28, '03; **Eric Haase**, 28, '19; **Jesus Aguilar**, 30, '16; **Richie Shaffer**, 30, '17, **Bobby Bradley**, 33, '19).

## Huntington (Small) Park

In each of the first 11 years since the move downtown, Huntington Park has ranked among the top two in the IL in homers per game, totaling 2.25 per contest (1,763HR, 783 games). Last year, HP averaged over three per game for the first time ever (seventh time averaging over a pair), as the Clippers surrendered a record 127HR and just missed out on triple digits themselves (97HR was second highest team total). Including the postseason, the Clippers have been out-homered over the life of the park (923 to 894).

year	gms	COL	opp	total	avg	rank
2009	71	57	73	130	1.83	2nd
2010	72	90	83	173	2.40	2nd
2011	72	<b>100</b>	77	177	2.46	1st
2012	71	91	88	179	2.52	1st

year	gms	COL	opp	total	avg	rank
2013	72	63	72	135	1.88	2nd
2014	72	64	85	149	2.07	2nd
2015	72	62	64	126	1.75	2nd
2016	72	74	69	143	1.99	1st

year	gms	COL	opp	total	avg	rank
2017	71	95	88	183	2.58	1st
2018	69	68	76	144	2.09	2nd
2019	69	97	<b>127</b>	<b>224</b>	<b>3.25</b>	2nd
2021	0	0	0	0		-

## Record Destruction

The Clippers broke the established mark for homers in a season (182 in 1983) on 8/7/19 and finished with a total of 213 (most in the IL). From 5/14-6/2, they homered in 20 straight games (44HR total) and they had seven straight multi-HR games from 6/14-6/21 (22HR). On the mound, they broke the record for homers allowed (156 in 1998) on 7/31/19, giving up 198 for the year (2nd most in the IL).

## Ain't Over 'Til It's Over

Since the start of the 2014 season, no team has had more come from behind victories than the 210 posted by Columbus (35 last season) and no team has produced a better winning percentage when trailing than the .353 of the Clippers (Scranton/WB ranks 2nd in win percentage at .338 and wins, 192).

## Walk-Off Magic

Columbus was 5-2 in walk-off games last season, winning four thanks to the courtesy runner in extra innings (Columbus pitching did not allow a run through first 9.0IP in extras last year). On 6/29/19 at Louisville, they suffered their first walk-off loss of the year, snapping an 81 game streak without (previous loss was 5/31/18 at Buffalo). Additionally, the Clippers ranked 1st in the IL with a 16-8 (.667) record in games decided in the last at bat.

## Trending Downward

While ranking in the top three of the IL with a 4.71ERA (3rd), the 2019 Clippers registered their worst mark since the 1998 season (4.85ERA). In 2018, they ranked dead last in the IL with a 4.34ERA, marking the third straight (now fourth) season that the team ERA had gotten worse. From 2011-16, the Clipper staff turned in a sub-4.00ERA five times in six seasons (zero such seasons from 1993-2010), including the best two ERAs of the past 30 years (3.33 in 2015 and 3.65 in 2016).

## Doing Damage

In 2019, the Clippers ranked tied for 5th in the IL with 112RBI with the bases loaded, while carrying a .252 average (10th, 36x143, 4HR). In both 2017 and 2018, the Clippers led the IL in RBI with the bases loaded (243RBI total) and paced the circuit in grand slams (16 total, no other team had more than eight).

## Free Swingers

After two straight seasons leading the IL in strikeouts, the Clipper lineup was atop the IL again in 2019 (1,392K, 60 more than 2nd place). They obliterated the franchise record (1,297, set in 2017; 2018's total of 1,290 was 2nd worst in franchise history), passing it on 8/22/19 (reduced strikeout rate to 8.3 per game after setting record, 10.1 prior). On the season a Clipper was punched out at least four times in a game on 15 occasions (**Eric Haase** led the team with three golden sombreros).

## That's More Like It

In 2019, the Clippers were 50-30 (.625) when playing errorless baseball, while turning in a 31-29 (.517) mark with at least one error. Contrary to logic, in 2018 they actually had a worse winning percentage when playing mistake free (.514), than when committing at least one error (.530). The Clipper defense finished 1st in 2019 (.983) after falling to 6th in the IL in 2018, ending a run of three consecutive seasons ranked among the top three (2015-17 resulted in the three best seasons in franchise history).

## One On, No Out Success

When the leadoff batter of an inning reached base in 2019, the Clippers plated him nearly 60% of the time (over 51% only once in the last six seasons, 55% in 2016). Getting more than one base was a specialty of Clipper hitters, as they led the IL with 136XBH to lead off the inning, including 54HR (led the IL, had 28 leadoff homers in 2018). From 4/13-4/20/19, the Clippers hit 16 leadoff doubles over 72 innings, including four straight innings in a win at Louisville on 4/15/19.

## Good Baseball

**Bradley Zimmer** advanced a runner with a sac bunt on 8/29/19 at Louisville and he came around to score in the win. During 2019, the Clippers struggled in the bunt department (12 successes), but when the advanced runners did score, they were 7-1. During 2018, Columbus was 23-2 in games in which a run was scored after a good bunt attempt (54 successes; won 17 in a row from 4/12-7/31/18).

## International Accolades

**Bobby Bradley** was named International League Player of the Month for May 2019, reaching base in 24 of 25 games during the month while hitting .302/.374/.740 with 12HR (led IL) and 28RBI. **Brandon Barnes**, **Eric Haase**, **Josh Smith** and **Asher Wojciechowski** were named to the 2019 IL All-Star Team and Bradley, Barnes and Haase were selected to the postseason squad.

## Manager Profile

**Andy Tracy** makes his Clippers debut in 2021, following **Tony Mansolino's** championship rookie year in 2019 (sixth Clipper skipper to win Governors' Cup in first season; **Gene Michael**-'79, **Joe Altobelli**-'80, **Frank Verdi**-'81, **Bucky Dent**-'87 and **Mike Sarbaugh**-'10). This season marks Tracy's second year as a manager (first with Williamsport in the Philadelphia system), as he holds a career record of 33-47 (.413), 3-1 with Columbus (.750).

## Clippers in the Majors (50, with 24 teams)

**CLE (15)**- Logan Allen ('19), Jake Bauers ('19), Shane Bieber ('18), Yu Chang ('18-19), Aaron Civala ('19), Daniel Johnson ('19), James Karinchak ('19), Jordan Luplow ('19), Phil Maton ('19), Kyle Nelson ('19), Roberto Perez ('13-14, '16), Zach Plesac ('19), Jose Ramirez ('14-15), **Nick Sandlin ('19)**, Nick Wittgren ('19). **ARI (1)**- Anthony Swarzak ('15). **ATL (1)**- Josh Tomlin ('10, '13-15, '18). **BAL (3)**- Shawn Armstrong ('14-17), Adam Plutko ('16-19), Cole Sulser ('16-18). **BOS (0)**- **CHC (0)**- **CIN (1)**- Tyler Naquin ('15-19). **COL (0)**- Jhoulys Chacin ('15). **CWS (1)**- Evan Marshall ('18). **DET (1)**- Robbie Grossman ('16). **HOU (2)**- Michael Brantley ('09-10, '16), Joe Smith ('09-10). **KC (1)**- Carlos Santana ('10). **LAA (1)**- James Hoyt ('18-19). **LAD (1)**- Trevor Bauer ('13-14). **MIA (3)**- Jesus Aguilar ('14-16), Jon Berti ('18), Ross Detwiler ('16). **MIL (0)**- **MIN (1)**- Josh Donaldson ('18). **NYM (2)**- Tommy Hunter ('16), Francisco Lindor ('14-15, '19). **NY (3)**- Clint Frazier ('16), Corey Kluber ('10-13, '19), Giovanny Urshela ('14-18). **OAK (1)\***- **PHI (0)**- **PIT (2)**- Erik Gonzalez ('15-17), **Ka'ai Tom ('19)**. **SD (1)**- Craig Stammen ('07-08, '16). **SEA (1)**- Sam Haggerty ('18). **SF (0)**- **STL (1)**- Andrew Miller ('17-18). **TB (3)**- Yandy Diaz ('15-18), **Louis Head ('13, '17-18)**, Francisco Mejia ('18). **TEX (0)**- **TOR (1)**- Julian Merryweather ('17). **WAS (3)**- Playoff Paolo Espino ('10-13), Yan Gomes ('13, '15-16), Ryan Zimmerman ('08).



## Tonight's Starting Pitcher

Saturday, May 8

**#29 Eli Morgan - RHP**  
**Height:** 5-10 **Weight:** 190  
**Bats:** R **Throws:** R  
**Born:** 5/13/96 (24); Torrance, CA  
**Resides:** Rancho Palos Verdes, CA  
**Acquired:** Selected in the 8th round (252nd overall) of the 2017 draft.

2019 Start by Start (with Columbus)												
Date	Opponent	H/R	Result	Dec.	ERA	IP	H	R	ER	BB	K	PC

### Starting Totals

GS	Team Record	Win %	Avg. IP	Qual. Start	QS %	Ret. 1st AB	1/2/3 Inn.	Run Supp.
0	0 - 0	-	-	0	-	-	-	-
Bullpen Support					Running Game			Pitch Count
ERA	BS	BR	Sc.	%	SB	Att	% PO	Avg. High #100
-	0	0	0	-	0	0	-	0

Career	W-L	ERA	G	GS	SV/O	IP	H	R	ER	BB	K
vs. Louisville at LS Field with Columbus											

### Last Game:

Inn	TBF	H	R	ER	BB	K	LOB	Notes
1st								
2nd								
3rd								
4th								
5th								
6th								
7th								

### Good Company:

Morgan made his Triple-A debut on 7/16/19 at Scranton/WB in just his third pro season with only 57 games under his belt (eleven of those coming above High-A). During 2019, Morgan was the third Clipper pitcher to debut at the highest level of the minors in his third season, following fellow 2017 draft pick, **James Karinchak** (taken a round after Morgan; debuted on 5/3/19, 63rd career appearance, 21st above High-A) and 2016 pick, **Zach Plesac** (debuted on 5/11/19, 47th career game, 7th above High-A). In 2018, the Clippers saw **Shane Bieber** make his Triple-A debut in his third pro season (43rd career game, 15th above High-A). Bieber and Plesac went on to make their Major League debuts after eight and three games in Triple-A, respectively (Karinchak pitched in 17 before making the Majors).

### Coming In Hot:

After getting transferred to Akron on 5/5/19, Morgan made his Double-A debut on 5/10/19 and carried a 1.96ERA (2nd best in the Eastern League, 5/5-6/13/19; 41.1IP, 9ER) through seven starts, while also recording an EL best 48K over that time period. Morgan ended the run with wins in five consecutive starts (5/22-6/13/19, career high), over which he allowed 6ER in 31.0IP. He rode that momentum to his first career All-Star selection, tossing a scoreless inning (1H, 2K) for the West on 7/10/19 at The Diamond in Richmond (West triumphed, 5-0). Following his start for Columbus on 7/16/19, Morgan went back to the Eastern League, going 1-3 with a 4.68ERA over the remainder of the season (42.1IP, 48H, 23R, 22ER, 11BB, 43K).

### Carolina League Dominance:

At the time of Morgan's promotion to Akron in 2019, he led the Carolina League with a 0.71WHIP and a .165 average against (33 points better than 2nd place). In addition, Morgan was tied for the lead with 40K and ranked 2nd with a 1.87ERA. Those numbers were in stark contrast to the finish of Morgan's first foray into the CL, as he posted a 5.98ERA (46.2IP, 31ER) over his final 10 starts in 2018 (1.67WHIP, .315 average against, 42K).

### Pitcher of the Week:

Beginning the year with a pair of scoreless starts, Morgan was the first Pitcher of the Week selection for the Carolina League in 2019 (4/4-4/14/19; 11.0IP, 3H, 0R, 0ER, 2BB, 15K). The 11.0 shutout innings were part of a larger streak of 15.0 that began with his last inning of 2018 and stretched into his 4/17/19 start vs. Potomac. The recognition was the fourth of Morgan's career, following three Pitcher of the Week honors in 2018 (one in the Midwest League, two in the Carolina League).

CAREER STATS																			
YR	Team	Level	W - L	ERA	G	GS	CG	SHO	SV	SVO	IP	H	R	ER	HR	HB	BB	K	AVG
17	Mahoning Valley	SS	3 - 2	1.03	13	5	0	0	0	0	35.0	24	9	4	0	0	9	58	.188
18	Lake County	A	2 - 0	1.83	8	8	0	0	0	0	44.1	31	10	9	2	2	8	56	.194
	Lynchburg	A+	7 - 7	3.91	19	19	1	0	0	0	99.0	93	50	43	11	6	26	100	.247
19	Lynchburg	A+	3 - 1	1.87	6	6	0	0	0	0	33.2	19	7	7	3	1	5	40	.165
	Akron	AA	6 - 4	3.79	19	18	1	0	0	0	102.0	100	47	43	12	4	33	104	.256
	Columbus	AAA	0 - 1	5.40	1	1	0	0	0	0	5.0	5	3	3	0	1	2	2	.278
21	Columbus	AAA	0 - 0	-	0	0	0	0	0	0	0.0	0	0	0	0	0	0	0	-
	Minor Leagues		21 - 15	3.08	66	57	2	0	0	0	319.0	272	126	109	28	14	83	360	.229
	Major Leagues		0 - 0		0	0	0	0	0	0	0.0	0	0	0	0	0	0	0	-



	W-L	CG	SV	ERA	IP	H	R	ER	BB	K	HR	AVG	OBP	SLG	K/9	K/BB	IP/HR	WHIP
Starters	1-1	0	-	5.65	14.1	11	9	9	10	9	1	.208	.333	.358	5.65	0.90	14.3	1.465
Relievers	2-0	-	2	0.87	20.2	12	4	2	9	24	0	.171	.301	.214	10.45	2.67	-	1.016

Reliever Availability: Pitcher (days rest - last pitch count) \*-last pitched on consecutive days

## #46 Manuel Alvarez - RHP

Last Game: 5/6 at Lou; 1.1IP, 1H, 2R, 0ER, 2BB, 2K

Last 5: 0-0, 0/0SV, 0GS, 1.1IP, 1H, 2R, 0ER, 2BB, 2K

vs. LH: .333 (1x3, 0HR)	vs. RH: .000 (0x2, 0HR)
inherited runners stranded: 0 of 0 (-)	pitch count (range, avg.): 36-36, 36.0
1st batter retired: 1 of 1 (100%)	sb-att, pickoffs: 2 of 2, 0

- did not participate in MLB spring training

-  
-  
-  
-

Career	W-L	ERA	G	GS	SV/O	IP	H	R	ER	BB	K
vs. Louisville	0-0	0.00	1	0	0/0	1.1	1	2	0	2	2
at LS Field	0-0	0.00	1	0	0/0	1.1	1	2	0	2	2

## #23 Robert Broom - RHP

Last Game: 5/7 at Lou; 1.0IP, 1H, 0R, 0ER, 0BB, 1K

Last 5: 0-0, 0/0SV, 0GS, 2.2IP, 2H, 0R, 0ER, 0BB, 2K

vs. LH: .200 (1x5, 0HR)	vs. RH: .250 (1x4, 0HR)
inherited runners stranded: 0 of 0 (-)	pitch count (range, avg.): 12-34, 23.0
1st batter retired: 1 of 2 (50%)	sb-att, pickoffs: 0 of 0, 0

- pitched in 2 spring games (1.0IP, 2H, 2R, 2ER, 2B, 1K) for Cleveland  
- reassigned to minor league camp on 3/16-  
-  
-

Career	W-L	ERA	G	GS	SV/O	IP	H	R	ER	BB	K
vs. Louisville	0-0	0.00	2	0	0/0	2.2	2	0	0	0	2
at LS Field	0-0	0.00	2	0	0/0	2.2	2	0	0	0	2

## #17 Kyle Dowdy - RHP

Last Game: 5/6 at Lou; 1.2IP, 1H, 0R, 0ER, 0BB, 0K

Last 5: 0-0, 0/0SV, 0GS, 3.1IP, 1H, 0R, 0ER, 1BB, 2K

vs. LH: .167 (1x6, 0HR)	vs. RH: .000 (0x3, 0HR)
inherited runners stranded: 1 of 1 (100%)	pitch count (range, avg.): 15-23, 19.0
1st batter retired: 0 of 2 (0%)	sb-att, pickoffs: 0 of 0, 0

- pitched in 2 spring games (1.1IP, 2H, 2R, 2ER, 1BB, 3K) for Cleveland  
- reassigned to minor league camp on 3/12-  
-  
-

Career	W-L	ERA	G	GS	SV/O	IP	H	R	ER	BB	K
vs. Louisville	1-1	1.26	4	1	0/0	14.1	7	2	2	6	12
at LS Field	0-1	5.68	3	1	0/0	6.1	10	4	4	2	5

## #27 Anthony Gose - LHP

Last Game: 5/7 at Lou; 1.0IP, 0H, 0R, 0ER, 3BB, 2K

Last 5: 0-0, 0/0SV, 0GS, 2.1IP, 2H, 1R, 1ER, 4BB, 3K

vs. LH: .400 (2x5, 0HR)	vs. RH: .000 (0x3, 0HR)
inherited runners stranded: 0 of 0 (-)	pitch count (range, avg.): 23-24, 23.5
1st batter retired: 1 of 2 (50%)	sb-att, pickoffs: 0 of 0, 0

- pitched in 7 spring games (6.0IP, 5H, 6R, 6ER, 4BB, 7K) for Cleveland  
- reassigned to minor league camp on 3/26-  
-  
-

Career	W-L	ERA	G	GS	SV/O	IP	H	R	ER	BB	K
vs. Louisville	0-0	3.86	2	0	0/0	2.1	2	1	1	4	3
at LS Field	0-0	3.86	2	0	0/0	2.1	2	1	1	4	3

## #35 DJ Johnson - RHP

Last Game: 5/7 at Lou; 1.0IP, 0H, 0R, 0ER, 0BB, 1K

Last 5: 0-0, 1/1SV, 0GS, 2.0IP, 0H, 0R, 0ER, 0BB, 2K

vs. LH: .000 (0x5, 0HR)	vs. RH: .000 (0x1, 0HR)
inherited runners stranded: 0 of 0 (-)	pitch count (range, avg.): 12-13, 12.5
1st batter retired: 2 of 2 (100%)	sb-att, pickoffs: 0 of 0, 0

- pitched in 6 spring games (6.0IP, 7H, 5R, 5ER, 7BB, 5K) for Cleveland  
- reassigned to minor league camp on 3/16-  
-  
-

Career	W-L	ERA	G	GS	SV/O	IP	H	R	ER	BB	K
vs. Louisville	0-0	0.00	2	0	1/1	2.0	0	0	0	0	3
at LS Field	0-0	0.00	2	0	1/1	2.0	0	0	0	0	3

## # Kyle Nelson - LHP

Last Game: 5/6 at Lou; 1.2IP, 2H, 0R, 0ER, 0BB, 2K

Last 5: 0-0, 0/0SV, 0GS, 1.2IP, 2H, 0R, 0ER, 0BB, 2K

vs. LH: .250 (1x4, 0HR)	vs. RH: .333 (1x3, 0HR)
inherited runners stranded: 1 of 1 (100%)	pitch count (range, avg.): 28-28, 28.0
1st batter retired: 1 of 1 (100%)	sb-att, pickoffs: 1 of 1, 0

- pitched in 6 spring games (5.0IP, 3H, 1R, 1ER, 0BB, 8K) for Cleveland  
- optioned to Columbus on 3/26  
- pitched in 2G (2.0IP, 0H, 0R, 0ER, 1BB, 2K) for Cleveland (4/26-5/2)

-

Career	W-L	ERA	G	GS	SV/O	IP	H	R	ER	BB	K
vs. Louisville	0-0	0.00	1	0	0/0	1.2	2	0	0	0	2
at LS Field	0-0	0.00	1	0	0/0	1.2	2	0	0	0	2

## #38 Blake Parker - RHP

Last Game: 5/6 at Lou; 1.0IP, 0H, 0R, 0ER, 0BB, 1K

Last 5: 0-0, 1/1SV, 0GS, 2.0IP, 0H, 0R, 0ER, 0BB, 4K

vs. LH: .000 (0x2, 0HR)	vs. RH: .000 (0x4, 0HR)
inherited runners stranded: 0 of 0 (-)	pitch count (range, avg.): 10-14, 12.0
1st batter retired: 2 of 2 (100%)	sb-att, pickoffs: 0 of 0, 0

- pitched in 8 spring games (6.1IP, 12H, 12R, 7ER, 7BB, 7K) for Cleveland  
- reassigned to minor league camp on 3/26  
- struck out all 3TBF in Clipper debut to earn save at Louisville on 5/4

-

Career	W-L	ERA	G	GS	SV/O	IP	H	R	ER	BB	K
vs. Louisville	0-0	0.00	2	0	1/1	2.0	0	0	0	0	4
at LS Field	0-0	0.00	2	0	1/1	2.0	0	0	0	0	4

## #45 Dalbert Siri - RHP

Last Game: 5/7 at Lou; W, 2.0IP, 1H, 0R, 0ER, 0BB, 2K

Last 5: 2-0, 0/0SV, 0GS, 2.1IP, 1H, 0R, 0ER, 0BB, 3K

vs. LH: .200 (1x5, 0HR)	vs. RH: .000 (0x3, 0HR)
inherited runners stranded: 1 of 1 (100%)	pitch count (range, avg.): 6-32, 19.0
1st batter retired: 2 of 2 (100%)	sb-att, pickoffs: 0 of 0, 0

- did not participate in MLB spring training

-  
-  
-

Career	W-L	ERA	G	GS	SV/O	IP	H	R	ER	BB	K
vs. Louisville	2-0	0.00	3	0	0/0	4.2	3	0	0	0	7
at LS Field	2-0	0.00	3	0	0/0	4.2	3	0	0	0	7

## #41 Danny Young - LHP

Last Game: 5/5 at Lou; 2.0IP, 2H, 1R, 1ER, 2BB, 2K

Last 5: 0-0, 0/0SV, 0GS, 2.0IP, 2H, 1R, 1ER, 2BB, 2K

vs. LH: .250 (1x4, 0HR)	vs. RH: .250 (1x4, 0HR)
inherited runners stranded: 0 of 0 (-)	pitch count (range, avg.): 40-40, 40.0
1st batter retired: 1 of 1 (100%)	sb-att, pickoffs: 0 of 0, 0

- did not participate in MLB spring training

-  
-  
-

Career	W-L	ERA	G	GS	SV/O	IP	H	R	ER	BB	K
vs. Louisville	0-0	4.50	1	0	0/0	2.0	2	1	1	2	2
at LS Field	0-0	4.50	1	0	0/0	2.0	2	1	1	2	2



## #13 Gabriel Arias - INF

Series: .154 (2x13), 1HR, 2RBI Current: 0  
Road Trip: .154 (2x13), 1HR, 2RBI Long: 2 (.286, 2x7; 5/4-5/5)  
Last Game: 5/7 at Lou (SS); 0x4, R, BB, 3K

Highs: H- 1, 2x, 5/5 at Lou R- 1, 2x, 5/7 at Lou RBI- 2, 5/4 at Lou

- hit .615/.615/.692 with 0HR and 5RBI in 8 spring games (13AB) for Cleveland
- optioned to Columbus on 3/13
- hit 2-run HR in first Triple-A at bat, 5/4 at Louisville

Season Splits:		Career	G	AB	AVG	OBP	SLG	HR	RBI
vs LH	.000 (0x2, 0HR)	vs. Louisville	4	13	.154	.313	.385	1	2
vs RH	.182 (2x11, 1HR)	at LS Field	4	13	.154	.313	.385	1	2

## #44 Bobby Bradley - INF

Series: .063 (1x16), 1HR, 4RBI Current: 1 (.333, 1x3)  
Road Trip: .063 (1x16), 1HR, 4RBI Long: 1 (.333, 1x3; 5/7-c)  
Last Game: 5/7 at Lou (DH); 1x3, 2R, 3RBI, HR, 2BB, K

Highs: H- 1, 5/7 at Lou R- 2, 5/7 at Lou RBI- 3, 5/7 at Lou

- hit .303/.314/.636 with 2HR and 11RBI in 13 spring games (33AB) for Cleveland
- optioned to Columbus on 3/26
- snapped 0x14 (7K) streak to begin season with 3-run HR on 5/7 at Louisville

Season Splits:		Career	G	AB	AVG	OBP	SLG	HR	RBI
vs LH	.250 (1x4, 1HR)	vs. Louisville	26	97	.247	.342	.454	4	17
vs RH	.000 (0x12, 0HR)	at LS Field	12	43	.256	.333	.581	3	9

## #1 Ernie Clement - INF

Series: .294 (5x17), 1RBI Current: 2 (.444, 4x9)  
Road Trip: .294 (5x17), 1RBI Long: 2 (.444, 4x9; 5/6-c)  
Last Game: 5/7 at Lou (3B); 2x5, R, RBI, 2B, BB

Highs: H- 2, 2x, 5/7 at Lou R- 1, 5/7 at Lou RBI- 1, 5/7 at Lou

- hit .545/.545/.545 with 0HR and 5RBI in 11 spring games (11AB) for Cleveland
- optioned to Columbus on 3/13
- hit safely in each of three games to finish 2019 (.545, 6x11)

Season Splits:		Career	G	AB	AVG	OBP	SLG	HR	RBI
vs LH	.000 (0x2, 0HR)	vs. Louisville	4	17	.294	.333	.471	0	1
vs RH	.333 (5x15, 0HR)	at LS Field	4	17	.294	.333	.471	0	1

## #8 Gavin Collins - C

Series: .000 (0x3) Current: 0  
Road Trip: .000 (0x3) Long: 0  
Last Game: 5/5 at Lou (C); 0x3, BB, K

Highs: H- R- RBI-

- hit .600/.600/.800 with 0HR and 1RBI in 4 spring games (5AB) for Cleveland
- reassigned to minor league camp on 3/13

Season Splits:		Career	G	AB	AVG	OBP	SLG	HR	RBI
vs LH	--- (0x0, 0HR)	vs. Louisville	1	3	.000	.250	.000	0	0
vs RH	.000 (0x3, 0HR)	at LS Field	1	3	.000	.250	.000	0	0

## #7 Daniel Johnson - OF

Series: --- (0x0) Current: 0  
Road Trip: --- (0x0) Long: 0  
Last Game:

Highs: H- R- RBI-

- hit .368/.429/.737 with 2HR and 4RBI in 9 spring games (19AB) for Cleveland
- optioned to Columbus on 3/19, recalled on 5/1 (Franmil Reyes paternity list)
- went 0x9 with 5K in 2G for Cleveland (5/1-5/2), optioned on 5/3

Season Splits:		Career	G	AB	AVG	OBP	SLG	HR	RBI
vs LH		vs. Louisville	13	50	.340	.414	.700	3	11
vs RH		at LS Field	6	23	.391	.423	.739	1	4

## #10 Nolan Jones - INF

Series: .063 (1x16), 2RBI Current: 0  
Road Trip: .063 (1x16), 2RBI Long: 1 (.250, 1x4; 5/5-5/5)  
Last Game: 5/7 at Lou (RF); 0x5, R, RBI, 2K

Highs: H- 1, 5/5 at Lou R- 1, 5/7 at Lou RBI- 1, 2x, 5/7 at Lou

- hit .375/.583/.375 with 0HR and 0RBI in 8 spring games (8AB) for Cleveland
- optioned to Columbus on 3/12
- started year 0x7 (6K) then hit go-ahead, RBI double in 9th at Louisville on 5/5

Season Splits:		Career	G	AB	AVG	OBP	SLG	HR	RBI
vs LH	.000 (0x3, 0HR)	vs. Louisville	4	16	.063	.118	.125	0	2
vs RH	.077 (1x13, 0HR)	at LS Field	4	16	.063	.118	.125	0	2

## #12 Tyler Krieger - INF

Series: .500 (2x4) Current: 1 (.500, 2x4)  
Road Trip: .500 (2x4) Long: 1 (.500, 2x4; 5/7-c)  
Last Game: 5/7 at Lou (2B); 2x4, BB, K, CS

Highs: H- 2, 5/7 at Lou R- RBI-

- hit .278/.381/.389 with 0HR and 0RBI in 16 spring games (18AB) for Cleveland
- reassigned to minor league camp on 3/31

Season Splits:		Career	G	AB	AVG	OBP	SLG	HR	RBI
vs LH	--- (0x0, 0HR)	vs. Louisville	1	4	.500	.600	.500	0	0
vs RH	.500 (2x4, 0HR)	at LS Field	1	4	.500	.600	.500	0	0

## #36 Ryan Lavarney - C

Series: .455 (5x11), 2HR, 4RBI Current: 3 (.455, 5x11)  
Road Trip: .455 (5x11), 2HR, 4RBI Long: 3 (.455, 5x11; 5/4-c)  
Last Game: 5/7 at Lou (C); 2x4, 2R, 3RBI, HR, BB, K

Highs: H- 2, 2x, 5/7 at Lou R- 2, 5/7 at Lou RBI- 3, 5/7 at Lou

- hit .217/.296/.435 with 1HR and 4RBI in 20 spring games (23AB) for Cleveland
- reassigned to minor league camp on 3/31

Season Splits:		Career	G	AB	AVG	OBP	SLG	HR	RBI
vs LH	.000 (0x1, 0HR)	vs. Louisville	30	107	.290	.394	.449	3	16
vs RH	.500 (5x10, 2HR)	at LS Field	24	85	.271	.380	.435	3	11

## #24 Connor Marabell - OF

Series: .143 (1x7) Current: 0  
Road Trip: .143 (1x7) Long: 1 (.250, 1x4; 5/5-5/5)  
Last Game: 5/6 at Lou (LF); 0x3, 2K

Highs: H- 1, 5/5 at Lou R- RBI-

- hit .278/.381/.389 with 0HR and 5RBI in 22 spring games (18AB) for Cleveland
- reassigned to minor league camp on 3/31

Season Splits:		Career	G	AB	AVG	OBP	SLG	HR	RBI
vs LH	--- (0x0, 0HR)	vs. Louisville	15	44	.250	.313	.341	0	4
vs RH	.143 (1x7, 0HR)	at LS Field	8	23	.348	.348	.435	0	3

## #2 Oscar Mercado - OF

Series: .200 (3x15), 3RBI Current: 1 (.400, 2x5)  
Road Trip: .200 (3x15), 3RBI Long: 1, 2x (.400, 2x5; 5/7-c)  
Last Game: 5/7 at Lou (LF); 2x5, 2R, 2RBI, 2B, SB, K

Highs: H- 2, 5/7 at Lou R- 2, 5/7 at Lou RBI- 2, 5/7 at Lou

- hit .214/.241/.286 with 0HR and 1RBI in 10 spring games (28AB) for Cleveland
- optioned to Columbus on 3/21

Season Splits:		Career	G	AB	AVG	OBP	SLG	HR	RBI
vs LH	.333 (1x3, 0HR)	vs. Louisville	18	68	.221	.329	.324	0	6
vs RH	.167 (2x12, 0HR)	at LS Field	8	33	.303	.395	.485	0	5

## #6 Owen Miller - INF

Series: .467 (7x15), 1RBI Current: 1 (.750, 3x4)  
Road Trip: .467 (7x15), 1RBI Long: 2 (.571, 4x7; 5/4-5/5)  
Last Game: 5/7 at Lou (1B); 3x4, BB

Highs: H- 3, 2x, 5/7 at Lou R- 2, 5/5 at Lou RBI- 1, 5/4 at Lou

- hit .390/.395/.537 with 1HR and 6RBI in 24 spring games (41AB) for Cleveland
- reassigned to minor league camp on 3/31

Season Splits:		Career	G	AB	AVG	OBP	SLG	HR	RBI
vs LH	.333 (1x3, 0HR)	vs. Louisville	4	15	.467	.529	.533	0	1
vs RH	.500 (6x12, 0HR)	at LS Field	4	15	.467	.529	.533	0	1

## #11 Bradley Zimmer - OF

Series: .077 (1x13) Current: 0  
Road Trip: .077 (1x13) Long: 1 (.250, 1x4; 5/5-5/5)  
Last Game: 5/7 at Lou (CF); 0x3, R, BB, 2HBP, 3K

Highs: H- 1, 5/5 at Lou R- 1, 2x, 5/7 at Lou RBI-

- hit .290/.425/.355 with 0HR and 2RBI in 14 spring games (31AB) for Cleveland
- optioned to Columbus on 3/26

Season Splits:		Career	G	AB	AVG	OBP	SLG	HR	RBI
vs LH	.000 (0x2, 0HR)	vs. Louisville	18	69	.261	.378	.449	1	7
vs RH	.091 (1x11, 0HR)	at LS Field	13	51	.255	.377	.431	0	5



## Situational Hitting, Starting Lineups, Miscellaneous Stats

Saturday, May 8

PLAYER	As Leadoff				Runners On				Bases Loaded				Scoring Position				7th Inning On					
	AB	AVG	OBP	HR	AB	AVG	HR	RBI	AB	AVG	HR	RBI	AB	AVG	HR	RBI	AB	AVG	OBP	R	HR	RBI
Arias	3	.000	.250	0	8	.250	1	2	-	-	-	-	3	.000	0	0	5	.000	.167	0	0	0
Bradley	6	.000	.143	0	7	.143	1	4	-	-	-	-	6	.167	1	4	6	.000	.143	1	0	0
Clement	6	.167	.167	0	5	.400	0	1	1	.000	0	1	1	.000	0	1	5	.600	.600	0	0	0
Collins	0	.000	1.000	0	3	.000	0	0	-	-	-	-	3	.000	0	0	2	.000	.000	0	0	0
Johnson	-	-	-	-	-	-	-	-	-	-	-	-	-	-	-	-	-	-	-	-	-	-
Jones	1	.000	.000	0	10	.100	0	2	1	.000	0	1	4	.250	0	2	6	.167	.167	1	0	2
Krieger	-	-	-	-	1	.000	0	0	1	.000	0	0	1	.000	0	0	2	.500	.500	0	0	0
Lavarney	4	.250	.250	1	3	.667	1	3	-	-	-	-	3	.667	1	3	4	.500	.500	1	1	3
Marabell	-	-	-	-	6	.167	0	0	-	-	-	-	4	.250	0	0	3	.000	.000	0	0	0
Mercado	2	.500	.500	0	7	.286	0	3	2	.500	0	2	4	.500	0	3	5	.200	.333	1	0	0
Miller	4	.250	.250	0	5	.600	0	1	-	-	-	-	3	.667	0	1	4	.500	.600	1	0	0
Zimmer	2	.000	.500	0	6	.000	0	0	1	.000	0	0	4	.000	0	0	4	.000	.333	0	0	0
Team Total	31	.194	.306	1	62	.226	3	16	6	.167	0	4	37	.243	2	14	47	.234	.321	5	1	5

Starts by Position										Starts by Batting Order								
PLAYER	C	1B	2B	3B	SS	LF	CF	RF	DH	1st	2nd	3rd	4th	5th	6th	7th	8th	9th
Arias			1		3											4		
Bradley		3						1					4					
Clement			1	1	1			1		2	1							1
Collins	1																1	
Johnson																		
Jones				2				1	1		1				3			
Krieger			1															1
Lavarney	3																3	
Marabell					2													2
Mercado					1	2	1				1	2		1				
Miller		1	1	1					1			1		3				
Zimmer							2	2		1	1	1			1			

Home Runs							Multi-Hit Games					Multi-RBI Games				
PLAYER	1R	2R	3R	GS	Last	Record	2H	3H	4H	5+H	Total	2BI	3BI	4BI	5+BI	Total
Arias	1				5/4 at Louisville (2)	1-0					0	1				1
Bradley			1		5/7 at Louisville (3)	1-0					0		1			1
Clement							2				2					0
Collins											0					0
Johnson											0					0
Jones											0					0
Krieger							1				1					0
Lavarney	1		1		5/7 at Louisville (3)	2-0	2				2		1			1
Marabell											0					0
Mercado							1				1		1			1
Miller								2			2					0
Zimmer											0					0
Team Total	1	1	2	0	Lavarney, 5/7 at Lou	2-0	6	3	0	0	9	2	2	0	0	4

\*- # of 2HR games

Current Streaks							
Hitting			On Base			Errorless	
PLAYER	Games	Started	Games	Started	Games	Last Error	
Arias	0	-	4 (.313OBP)	5/4 at Lou	0	5/7 at Lou	
Bradley	1 (.333, 1x3)	5/7 at Lou	1 (.600OBP)	5/7 at Lou	3	None	
Clement	2 (.444, 4x9)	5/6 at Lou	2 (.500OBP)	5/6 at Lou	1	5/6 at Lou	
Collins	0	-	1 (.250OBP)	5/5 at Lou	1	None	
Johnson	0	-	0	-	0	-	
Jones	0	-	0	-	3	None	
Krieger	1 (.500, 2x4)	5/7 at Lou	1 (.600OBP)	5/7 at Lou	1	None	
Lavarney	3 (.455, 5x11)	5/4 at Lou	3 (.500OBP)	5/4 at Lou	3	None	
Marabell	0	-	0	-	2	None	
Mercado	1 (.400, 2x5)	5/7 at Lou	1 (.400OBP)	5/7 at Lou	4	None	
Miller	1 (.750, 3x4)	5/7 at Lou	1 (.800OBP)	5/7 at Lou	3	None	
Zimmer	0	-	4 (.333OBP)	5/4 at Lou	4	None	

Season High Streaks		
Hitting		
Lavarney	3	5/4-
On Base		
Arias	4	5/4-
Zimmer	4	5/4-
Errorless		
Mercado	4	5/4-
Zimmer	4	5/4-

Base Stealing									
PLAYER	2B	Att	3B	Att	H	Att	%	R	PO
Arias							-		
Bradley							-		
Clement							-		
Collins							-		
Johnson							-		
Jones							-		
Krieger							-		
Lavarney	0	1			0	1	0%	0	0
Marabell							-		
Mercado	2	2			2	2	100%	1	1
Miller							-		
Zimmer	2	2			2	2	100%	1	1
Team Total	5	5	0	1	5	6	83%	2	3



## Highs and Lows, Record Breakdown

Saturday, May 8

### Clippers Individual Batting

Most hits, game:	3, 3x, Miller, 5/7 at Louisville
Most runs, game:	2, 4x, 3 players, 5/7 at Louisville
Most doubles, game:	1, 8x, Clement & Mercado, 5/7 at Louisville
Most triples, game:	0, 36x, 9 players, 5/7 at Louisville
Most home runs, game:	1, 4x, Bradley & Lavarney, 5/7 at Louisville
Most RBI, game:	2x, Bradley & Lavarney, 5/7 at Louisville
Most stolen bases, game:	1, 5x, Mercado, 5/7 at Louisville
Most walks, game:	2, 2x, Bradley, 5/7 at Louisville
Most total bases, game:	5, 2x, Lavarney, 5/7 at Louisville
Longest hitting streak:	3, Lavarney, 5/4-
Longest on base streak:	4, 2x, Arias & Zimmer, 5/4-

### Clippers Team Batting

Most runs, game:	10, 5/7 at Louisville
Most runs, inning:	6, 5/7 at Louisville
Most hits, game:	12, 5/7 at Louisville
Most hits, inning:	5, 2x, 5/7 at Louisville
Most doubles, game:	3, 5/4 at Louisville
Most triples, game:	0, 4x, 5/7 at Louisville
Most home runs, game:	2, 2x, 5/7 at Louisville
Most extra base hits, game:	5, 5/4 at Louisville
Most total bases, game:	20, 5/7 at Louisville
Most stolen bases, game:	2, 5/4 at Louisville
Most walks, game:	8, 5/7 at Louisville
Most strikeouts, game:	13, 5/5 at Louisville
Most runners LOB, game:	10, 5/7 at Louisville
Fewest hits, game:	3, 5/6 at Louisville

### Clippers Individual Pitching

Most innings pitched, starter:	5.0, McCarty, 5/4 at Louisville
Fewest innings pitched, starter:	1.1, Allen, 5/6 at Louisville
Most innings pitched, reliever:	2.0, 2x, Siri, 5/7 at Louisville
Most strikeouts, starter:	4, 2x, Moss, 5/7 at Louisville
Most strikeouts, reliever:	3, Parker, 5/4 at Louisville
Longest winning streak:	2, Siri, 5/5-
Longest losing streak:	1, Allen, 5/6-
Most consecutive scoreless IP, starter:	4.0, 2x, Moss, 5/7-
Most consecutive scoreless IP, reliever:	3.1, Dowdy, 5/4-
Most runs allowed:	7, Allen, 5/6 at Louisville
Most hits allowed:	6, Allen, 5/6 at Louisville
Most walks allowed:	4, Mejia, 5/5 at Louisville
Most home runs allowed, game:	1, McCarty, 5/4 at Louisville

### Clippers Team Pitching

Most strikeouts, game:	10, 2x, 5/7 at Louisville
Most walks, game:	6, 5/5 at Louisville
Fewest walks, game:	4, 2x, 5/7 at Louisville
Most runs allowed, game:	9, 5/6 at Louisville
Most runs allowed, inning:	7, 5/6 at Louisville
Most hits allowed, game:	11, 5/6 at Louisville
Most hits allowed, inning:	6, 5/6 at Louisville
Fewest hits allowed, game:	3, 5/7 at Louisville
Most home runs allowed, game:	1, 5/4 at Louisville

### Miscellaneous

Longest winning streak:	2, 5/4-5/5
Longest losing streak:	1, 5/6
Longest game, time:	3:16, 5/7 at Louisville
Longest game, innings:	9, 4x, 5/7 at Louisville
Shortest game, time (9 inn.):	2:40, 5/6 at Louisville
Shortest game, time (7 inn.):	
Largest home crowd:	
Smallest home crowd:	
Largest winning margin:	10, 5/7 at Louisville
Largest losing margin:	9, 5/6 at Louisville
Largest comeback:	
Largest lead lost:	
Most double plays turned:	3, 5/4 at Louisville
Most double plays hit into:	1, 2x, 5/6 at Louisville
Most errors:	1, 2x, 5/7 at Louisville

	<u>Leading</u>	<u>Tied</u>	<u>Trailing</u>
After 6 innings:	2 - 0	1 - 0	0 - 1
After 7 innings:	2 - 0	1 - 0	0 - 1
After 8 innings:	2 - 0	1 - 0	0 - 1

1-run games:	1 - 0	3-run games:	1 - 0
2-run games:	0 - 0	Extra Innings:	0 - 0

Day games: 0 - 0 Night games: 3 - 1 DH: 0 - 0

Clippers score first:	3 - 0	Out-hitting opponents:	3 - 0
Opponent scores first:	0 - 1	Hits even:	0 - 0
Shutouts:	1 - 1	Out-hit by opponents:	0 - 1

Score at least 4 runs:	2 - 0	Commit an error:	1 - 1
Score less than 4 runs:	1 - 1	Commit no errors:	2 - 0

Last at bat wins:	1	Come from behind wins:	0
Walkoff record:	0 - 0	Losses after leading:	0

	<u>Series W-L-T</u>	<u>Series Sweeps</u>
Home	0 - 0 - 0	0 - 0
Road	0 - 0 - 0	0 - 0
Overall	0 - 0 - 0	0 - 0

### Record by Day

<u>Day</u>	<u>Home</u>	<u>Road</u>	<u>Total</u>
Sunday	0 - 0	0 - 0	0 - 0
Monday	0 - 0	0 - 0	0 - 0
Tuesday	0 - 0	1 - 0	1 - 0
Wednesday	0 - 0	1 - 0	1 - 0
Thursday	0 - 0	0 - 1	0 - 1
Friday	0 - 0	1 - 0	1 - 0
Saturday	0 - 0	0 - 0	0 - 0

### Record by Month




<u>Month</u>	<u>Home</u>	<u>Road</u>	<u>Total</u>
April	0 - 0	0 - 0	0 - 0
May	0 - 0	3 - 1	3 - 1
June	0 - 0	0 - 0	0 - 0
July	0 - 0	0 - 0	0 - 0
August	0 - 0	0 - 0	0 - 0
September	0 - 0	0 - 0	0 - 0
<b>Total</b>	<b>0 - 0</b>	<b>3 - 1</b>	<b>3 - 1</b>

### Clippers vs. the International League

<u>West</u>	<u>Home</u>	<u>Road</u>	<u>Total</u>
Indianapolis	0 - 0	0 - 0	0 - 0
Iowa	0 - 0	0 - 0	0 - 0
Louisville	0 - 0	3 - 1	3 - 1
Omaha	0 - 0	0 - 0	0 - 0
St. Paul	0 - 0	0 - 0	0 - 0
Toledo	0 - 0	0 - 0	0 - 0
<b>Total</b>	<b>0 - 0</b>	<b>3 - 1</b>	<b>3 - 1</b>

<u>South</u>	<u>Home</u>	<u>Road</u>	<u>Total</u>
Charlotte	0 - 0	0 - 0	0 - 0
Durham	0 - 0	0 - 0	0 - 0
Gwinnett	0 - 0	0 - 0	0 - 0
Jacksonville	0 - 0	0 - 0	0 - 0
Memphis	0 - 0	0 - 0	0 - 0
Nashville	0 - 0	0 - 0	0 - 0
Norfolk	0 - 0	0 - 0	0 - 0
<b>Total</b>	<b>0 - 0</b>	<b>0 - 0</b>	<b>0 - 0</b>

<u>Runs by Inn.</u>	<u>1</u>	<u>2</u>	<u>3</u>	<u>4</u>	<u>5</u>	<u>6</u>	<u>7</u>	<u>8</u>	<u>9</u>	<u>10+</u>	<u>Total</u>
Clippers	5	1	0	1	6	0	4	0	1	0	18
Opponents	1	7	1	2	0	2	0	0	0	0	13

		<u>Opp</u>			<u>Opp</u>			<u>Opp</u>
0-run inn.:	30	29	3-run inn.:	0	0	6-run inn.:	1	0
1-run inn.:	3	4	4-run inn.:	1	0	7-run inn.:	0	1
2-run inn.:	0	1	5-run inn.:	1	0	8+ run inn.:	0	0



# 2021 Day by Day

Saturday, May 8

Date	Opp	Result	Time Delay	Rec.	Pos.	GA/B	Att.
5/4	LOU	W, 6-3	3:01	1-0	T1st	-	2,808
5/5	LOU	W, 2-1	3:01	2-0	T1st	-	1,778
5/6	LOU	L, 9-0	2:40 :50	2-1	T2nd	-0.5	1,841
5/7	LOU	W, 10-0	3:16	3-1	T1st	-	2,428
5/8	Lou	7:00					
5/9	Lou	1:00					
5/10				OFF DAY			
5/11	Oma	6:15					
5/12	Oma	6:15					
5/13	Oma	12:05					
5/14	Oma	7:05					
5/15	Oma	7:05					
5/16	Oma	2:05					
5/17				OFF DAY			
5/18	Tol	6:35					
5/19	Tol	6:35					
5/20	Tol	6:35					
5/21	Tol	7:05					
5/22	Tol	7:05					
5/23	Tol	2:05					
5/24				OFF DAY			
5/25	Nas	7:05					
5/26	Nas	7:05					
5/27	Nas	7:05					
5/28	Nas	7:05					
5/29	Nas	7:05					
5/30	Nas	2:05					
5/31				OFF DAY			
6/1	Ind	7:05					
6/2	Ind	1:35					
6/3	Ind	7:05					
6/4	Ind	7:05					
6/5	Ind	7:05					
6/6	Ind	1:35					
6/7				OFF DAY			
6/8	low	7:38					
6/9	low	7:38					
6/10	low	8:08					
6/11	low	8:08					
6/12	low	8:08					
6/13	low	2:08					
6/14				OFF DAY			
6/15	Tol	7:05					
6/16	Tol	12:05					
6/17	Tol	7:05					
6/18	Tol	7:05					
6/19	Tol	7:05					
6/20	Tol	2:05					
6/21				OFF DAY			
6/22	Stp	7:05					
6/23	Stp	7:05					
6/24	Stp	7:05					
6/25	Stp	7:05					
6/26	Stp	7:05					
6/27	Stp	2:05					
6/28				OFF DAY			
6/29	Tol	7:05					
6/30	Tol	7:05					
7/1	Tol	7:05					
7/2	Tol	7:05					
7/3	Tol	7:05					
7/4	Tol	7:05					
7/5				OFF DAY			
7/6	Ind	7:05					
7/7	Ind	7:05					
7/8	Ind	7:05					
7/9	Ind	7:05					
7/10	Ind	7:05					
7/11	Ind	2:05					
7/12				OFF DAY			

Date	Opp	Result	Time Delay	Rec.	Pos.	GA/B	Att.
7/13	Stp	8:05					
7/14	Stp	8:05					
7/15	Stp	8:05					
7/16	Stp	8:05					
7/17	Stp	8:05					
7/18	Stp	3:05					
7/19				OFF DAY			
7/20	low	7:05					
7/21	low	7:05					
7/22	low	12:05					
7/23	low	7:05					
7/24	low	7:05					
7/25	low	4:05					
7/26				OFF DAY			
7/27	Nas	8:05					
7/28	Nas	8:05					
7/29	Nas	8:05					
7/30	Nas	8:05					
7/31	Nas	8:05					
8/1	Nas	7:15					
8/2				OFF DAY			
8/3	Oma	7:05					
8/4	Oma	7:05					
8/5	Oma	7:05					
8/6	Oma	7:05					
8/7	Oma	7:05					
8/8	Oma	4:05					
8/9				OFF DAY			
8/10	Tol	7:05					
8/11	Tol	12:05					
8/12	Tol	7:05					
8/13	Tol	7:05					
8/14	Tol	7:05					
8/15	Tol	4:05					
8/16				OFF DAY			
8/17	Oma	8:05					
8/18	Oma	8:05					
8/19	Oma	8:05					
8/20	Oma	8:05					
8/21	Oma	8:05					
8/22	Oma	6:05					
8/23				OFF DAY			
8/24	Mem	8:10					
8/25	Mem	8:10					
8/26	Mem	8:10					
8/27	Mem	8:10					
8/28	Mem	7:35					
8/29	Mem	3:05					
8/30				OFF DAY			
8/31	Stp	6:15					
9/1	Stp	6:15					
9/2	Stp	12:05					
9/3	Stp	7:05					
9/4	Stp	7:05					
9/5	Stp	4:05					
9/6				OFF DAY			
9/7	Gwn	6:15					
9/8	Gwn	6:15					
9/9	Gwn	6:15					
9/10	Gwn	7:05					
9/11	Gwn	7:05					
9/12	Gwn	4:05					
9/13				OFF DAY			
9/14	Tol	6:35					
9/15	Tol	6:35					
9/16	Tol	6:35					
9/17	Tol	7:05					
9/18	Tol	7:05					
9/19	Tol	2:05					