



ALTOONA CURVE

2015 MEDIA & INFORMATION GUIDE

DOUBLE-A AFFILIATE OF THE PITTSBURGH PIRATES SINCE 1999



TOMORROW'S STARS PLAY TODAY ON



4,800+
games live and
on demand!



Visit MiLB.TV now for complete details.

© 2015 Minor League Baseball. All MiLB copyrights and trademarks are used with permission. All rights reserved. Blackout and other restrictions may apply. Visit MiLB.TV for details. Data and usage rates may apply to the download and use of the MiLB First Pitch app.



O ORGANIZATION 2-12

| | |
|------------------------------|-----|
| Team History | 2-8 |
| Timeline | 8 |
| Front Office Personnel | 9 |
| Bob & Joan Lozinak | 10 |
| Executives | 11 |
| Uniform Guide | 12 |

R HISTORY & RECORDS 57-92

| | |
|---|-------|
| Year-By-Year Results/Postseason Results | 58-59 |
| Year-By-Year Team Leaders | 60 |
| Curve Players in the Major Leagues | 61-62 |
| All-Time Roster | 63-65 |
| Retired Number: Adam Hyzdu | 66 |
| Single Season/Game Records | 67-71 |
| Top Single Season/Career Highs | 72-74 |
| Opening Day Stats & Lineups | 75-76 |
| Year-By-Year | 77-92 |

P PIRATES ORGANIZATION 103-106

| | |
|--|---------|
| Pirates Directory | 104 |
| 2014 Pirates MiLB Organizational Leaders | 105 |
| Pirates Affiliates | 105-106 |

FUN FACTS GUIDE

| | |
|----------------------------------|----|
| The Captain's Chair | 14 |
| Longest Game | 20 |
| Triple Plays | 23 |
| Baseball America Top-30 | 26 |
| Pittsburgh E.L. Affiliates | 29 |
| Team MVPs | 37 |
| Top Tools | 38 |
| First Home Game | 55 |

| | |
|--|----|
| Curve Name | 58 |
| Crazy 8's | 59 |
| Adam Hyzdu | 66 |
| Retired Jerseys | 67 |
| Streaking | 69 |
| Pirates MiLB Players of the Year | 72 |
| Major League Rehabs | 73 |
| Pitchers Going Deep | 74 |

| | |
|----------------------------|-----|
| Opening Day Starters | 76 |
| Futures Game | 87 |
| Grand Slam Trivia | 89 |
| Boom, Home Runs | 108 |
| National Exposure | 109 |

The 2015 Altoona Curve Media & Information Guide is a publication of the Altoona Curve Communications Department. All information current as of March 30, 2015. This publication was researched and written by Mike Passanisi and Trey Wilson of the Altoona Curve Communications Department. Layout, design and editing by Mike Passanisi. Previous research provided by Rob Egan, Jason Dambach, Dan Zangrilli, Josh Ellis, Tyler Maun, Nathan Bowen & Mike Baggerman

Photos used in this publication provided by the Altoona Mirror, Gary Baranec, Pittsburgh Pirates' Team Photographer Dave Arrigo, Altoona Curve Team Photographers: Jason Sipes, Teri Enciso, Scott Myers Jeremy Boland/Moments Photography, Mark Olson; the Bradenton Marauders. Additional photos provided by: Matt Burton, Mike James, Carl Kline, Mark LoMoglio, Kevin Pataky, Cliff Welch and Jason Wise of MiLB.com. Statistical information provided in part by Major League Baseball Advanced Media (MLBAM), 75 Ninth Avenue, 5th Floor, New York, NY 10011.

Printed by theprinters.com, 3500 East College Ave, Suite 1000, State College, PA, 16801, Phone: 814.237.7600. Get more information at theprinters.com.

Special thanks to Kyle Stark, Larry Broadway and Diane DePasquale of the Pirates Baseball Operations Department for their assistance.

Further information on the 2015 Altoona Curve is available through the Curve Media Relations Department by calling (814) 283-3132 or by visiting www.altoonacurve.com.

© 2015 Lozinak Professional Baseball, LLC



The future site of Blair County Ballpark with nearby Lakemont Park in the distance

The dream of one native son that began decades ago has not only become a reality, but is about to enter its 17th season in 2015. The story of the Altoona Curve begins in 1979. Area native Bob Lozinak, a successful McDonald's franchisee, knew his hometown was a baseball haven and always dreamed of what it would be like to have a professional sports team in his hometown. He had a chance to make a dream of many come to fruition, so as the 1970s were about to come to a close, a series of meetings and preliminary discussions took place to put the plan into motion. However, there was enough opposition that thwarted the idea as an initial fear from natives was that a professional team would hurt the successful youth teams in the region. Professional baseball, for the time being, was put on the back burner.

In the meantime, that same year, Bob and his family went across the country and bought what became one of the most successful franchises in the entire country - the Albuquerque Dukes (AAA - Dodgers)

Fast-forward 16 years.

Like many other decisions in baseball, the latest round of major league expansion had a domino effect on the minor leagues. In 1995, Arizona and Tampa Bay were awarded major league franchises to play their inaugural season in 1998. To keep pace, baseball's rookie level added two teams in 1996. The following year, Class 'A' and Class 'AAA' each increased by two teams.

That left only Class 'AA' in need of expansion to match the number of teams in the big leagues. In 1997, the National Association of Professional Baseball Leagues decided the Eastern League would receive the two new franchises to start play in 1999. Erie was an easy first choice of the NAPBL's expansion committee. After all, the SeaWolves had established short-season attendance records in the new Jerry Uht Park as part of the New York-Penn League from 1995-98.

The awarding of the second franchise wasn't easy. For months, it seemed Springfield, Mass. would land the team. However, an inability to finalize land and stadium finance deals left the NAPBL looking for another option. Enter Altoona. City native **Bob Lozinak** and a group of Pennsylvania lawmakers put together an 11th-hour stadium financing package and site plan. The proposal was presented to the expansion committee at an October 5, 1997 meeting in Las Vegas. It received unanimous approval and Double-A baseball was on its way to Altoona.

Ballpark ground breaking ceremonies took place on March 7, 1998 and the franchise was officially awarded the following month. In June of that year, the team selected "Curve" as its nickname. The combination railroad/baseball moniker beat out several choices like "Lake Monsters," "Ridge Runners" and, believe it or not, "Fish"!



Groundbreaking ceremonies, March 7, 1998



New Curve owner Bob Lozinak sports his Pirates jacket at the press conference announcing what has become one of the longest and most successful affiliations between a minor league franchise and a major league parent club.

The next step for the Curve was affiliating with a major league team. Erie seemed to have an inside track on becoming the Pirates' new Double-A club, as the SeaWolves had served as Pittsburgh's short-season club from 1995-98. However, after a series of meetings with potential major league parent clubs, the Curve landed the coveted affiliation with the Pirates. The September 1998 announcement took the franchise to another level as the U.S. Route 22 pairing seemed an ideal fit. Central Pennsylvania fans, with their strong Pirates' roots, could now cheer for the Bucs' top prospects on their way to Pittsburgh.

The long-awaited first game in Curve history took place on April 9, 1999 in Reading, Pa. The game against the Phillies' affiliate was suspended by rain and completed the next day as part of a doubleheader. For the record, the Curve lost their first contest, 6-2, but recorded their first win hours later with a 6-4 decision in game two.

Finally, the Curve christened Blair County Ballpark on April 15 with a triumph over the Bowie Baysox. A crowd of 6,171 attended the history-making contest despite cold, rainy weather and nearly a one-hour delay.



Blair County Ballpark ribbon cutting, April 15, 1999.

to that point, drawing 363,871 fans to Blair County Ballpark.

Between the 2002 and 2003 seasons, Blair County Ballpark underwent its first major capital expansion project, as a new third-base Picnic Area, left-field Party Deck and outfield reserved seating section were constructed. The additions of the new areas brought the seating capacity of the ballpark to just over 7,200 and created enough room to hold nearly 10,000 fans on any night.

During the 2003 season, the Curve, led by third-year manager **Dale Sveum**, took the franchise to new heights on the field, posting a 78-63 regular season record and securing the club's first-ever Eastern League postseason berth. The Curve lost to the eventual E.L. Champion Akron Aeros three-games-to-one in the first round of the playoffs. The playoff run helped fuel yet another franchise attendance record as 365,376 fans came through the gates at BCB.

In 2004, the Curve, managed by **Tony Beasley**, finished with a league-best 85-56 record and not only returned to the playoffs, but took the next step and advanced to the Eastern League Championship Series for the first time in club history before losing to the New Hampshire Fisher Cats. The '04 season also turned out to be a banner year at the gates as the Curve added a fifth consecutive franchise attendance record after drawing 394,062 fans to Blair County Ballpark. Among those fans who attended Curve home games in 2004 was Vice President **Dick Cheney**, who attended the club's Fourth of July game against Harrisburg. Following the season, Curve General Manager **Todd Parnell** was honored as the Eastern League Executive of the Year, while the franchise was presented the prestigious Larry MacPhail Trophy symbolizing the top promotional effort, both on and off the field, in all of baseball.

The 2005 edition of the Curve reached postseason play in dramatic fashion, sweeping a four-game road series from Bowie during the final weekend of the season to reach the playoffs for a third consecutive season. Despite losing in the first round of the playoffs, the Curve won big earlier in the season when the franchise was named the host of the 2006 E.L. All-Star Game.



Vice President Dick Cheney addresses the crowd on his visit to BCB on July 4, 2004.

Altoona would have a banner year in 2006. The highlight of the season, and arguably the top moment in the first eight seasons of Curve baseball, came on July 12th when Altoona played host to the 2006 Eastern League All-Star Game. A then Blair County Ballpark-record crowd of 9,308 were on hand to witness Curve All-Star **Brett Roneberg** take home MVP honors in a 5-3 win for the Southern Division All-Stars.

In the fall of 2006, the franchise won two prestigious awards, most notably the John H. Johnson President's Trophy, which is given annually to Minor League Baseball's top club on the basis of long-time franchise stability, contributions to and promotion of the baseball industry and the financial success of the team. Also, the Curve were honored by *Baseball America* as the 2006 winner of the Double-A Bob Freitas Award.

The 2007 season proved to be a year in which the Curve continued their winning ways, as the club marched on to its sixth consecutive winning season. That season, plenty of the Pirates' top prospects passed through Blair County Ballpark. In addition to third-baseman **Neil Walker** and outfielder **Andrew McCutchen**, first basemen **Steve Pearce** enjoyed one of the finest seasons in club history en route to being named the 2007 Topps Minor League Player of the Year.

In 2008, the Curve celebrated their storybook 10th anniversary season by welcoming back plenty of former stars, including **Adam Hyzdu** and **Josh Bonifay**, among many others. The Curve also unveiled their 10th Anniversary All-Time team.

On June 17, **Jimmy Carter**, the 39th President of the United States, attended the Curve versus Reading game while on a fishing trip in nearby Huntingdon.



The Curve captured the John H. Johnson Award in 2006 as the top franchise in the country.

As for the team, though, the Curve underachieved as they suffered their first losing season since 2001, finishing with a mark of 65-77 and a fifth place finish in the Eastern League's Southern Division.

However, 2008 will be remembered not for what happened during the season, but rather what happened following the season. On Dec. 1, 2008, President and Managing Partner, **Chuck Greenberg** announced that his group was selling the Curve back to original owner and visionary, **Bob Lozinak**. Greenberg announced that he was forming a sports consultation service and that many members of the Curve upper management would join his endeavor, including General Manager **Todd Parnell**.

Shortly after the announcement of the sale, it was made public that **David Lozinak** would be appointed as the team's Chief Operating Officer, overseeing the day-to-day functions of the ball club.

The final block to the organization's new foundation was laid on December 5, 2008 when the Lozinak Family announced that they would bring back an old friend to steer the Curve into the future -- **Rob Egan**. Egan was the original play-by-play broadcaster for the team from 1999-2004. He left baseball for four years, but returned to the minors to become just the fourth General Manager in the club's 11-year history.

On December 30, 2008, Minor League Baseball approved the sale of the Curve from Greenberg's group back to Lozinak and the second chapter of the Lozinak era officially began.

The 2009 season saw the Altoona Curve stumble under first-year manager **Matt Walbeck** as the team got off to a franchise worst 0-8 start and was never able to recover, finishing the year 62-80. However, the team did see one of the most prospect-laden lineups ever assembled in team history. As Pirates General Manager **Neal Huntington** traded away many valuable players at the major league level, an influx of talent came back in return. However, no one expected the fanfare that Pirates' 2008 top draft pick and top-rated prospect **Pedro Alvarez** would get when it was learned the New York native was being promoted from Lynchburg (A) on June 23. A throng of media attention ensued, and Alvarez lived up to all his hype.

The third baseman hit .333 with 13 home runs and 40 RBI in just 60 games with the Curve. He was named the 2009 Curve M.V.P. not only for those staggering numbers, but primarily for the impact he had in the team's overall success. In games in which Alvarez played, the Curve were 34-26 (.567) while going just 26-51 (.338) in games when Alvarez did not play.

An outstanding partnership with the Pittsburgh Pirates became even stronger during the 2009 season when, on May 23, the Curve and Pirates signed a four-year extension to their Player Development Agreement, which extended through the 2014 season.

With a solid affiliation under their belt, the Curve embarked on what was their most magical season on the field in Altoona in 2010. From the outset, the 2010 Curve had the swagger and winning attitude that would carry the club to its second division title and its first-ever Eastern League Championship.

The cast of the 2010 club pretty much came as a cohesive unit from High-A Lynchburg, where they won the Mills Cup (Carolina League championship) in 2009. On Opening Day 2010, Altoona was greeted by a prospect-laden roster that included four of the Pirates Top-10 prospects according to *Baseball America* and eight of the Top-30 overall prospects. It was also a roster that had veteran talent, and it proved to be the perfect mix to get Altoona off to a nearly perfect start as the club started the season 7-1, a drastic turnaround after starting 2009, 0-8.

Included in those first eight games was one day where everything seemed to fall into place for a memorable afternoon at BCB. After the first three games of the season were played under dreary cold conditions, mother nature opened the skies for a perfect 67-degree day on April 11th when the national spotlight turned to Altoona for the first professional start of Harrisburg Senators phenom Stephen Strasburg. More than 70 media members from around the country and upwards of 7,800 people came to watch the professional debut of the heralded Strasburg on the picture-perfect day in Curve, Pa. The game was also carried live on ESPN360.com and had parts of it aired on ESPNNews.



Stephen Strasburg brought the sports world's eyes to Altoona on April 11, 2010 when the right hander made his professional debut

It was the first of two national exposure days for Blair County Ballpark and the city of Altoona during 2010 as Andy Pettitte later started against Altoona in the first game of the Eastern League Championship series. Pettitte's start brought the MLB Network and some of the New York spotlight to BCB as Pettitte's Thunder met the Curve for the first time in a playoff series.

All told, Altoona finished the regular season 82-60 to win its second division title and first since 2004. The 82 wins

were second most in franchise history behind the 2004 club's 85 victories under manager Tony Beasley. After dispatching of Harrisburg three games to one in the divisional round, the Curve forged on to the ELCS to meet Trenton.

Pettitte's Thunder did take Game One but Altoona once again sprung back to take the final three games of the series.



The 2010 Curve celebrate postgame at Waterfront Park after clinching the Eastern League Championship

Curve closer Daniel Moskos was able to get the final out via the strikeout at Waterfront Park in Trenton on September 18th to bring the first-ever E.L. Championship to Altoona.

A few short months after the first-ever E.L. title was won, the Curve as a franchise took another step forward by unveiling the team's new logo set, which paid homage to the railroad engineers that helped put Altoona on the map. Along with the fresh new look came a new addition to the mascot family with the team bringing "Tenacious" into the fold.

Armed with a fresh new look for 2011, the Curve were also given a makeover in the coaching staff

assignments as P.J. Forbes became the sixth manager in Altoona Curve history. Forbes, who had piloted the Reading Phillies of the Eastern League for three seasons from 2006-08, was coming off of back-to-back playoff appearances with High-A Lynchburg and High-A Bradenton in 2009 and 2010 (he led the '09 Hillcats to a Mills Cup title) before joining Altoona.

The 2011 Curve didn't get off to as fast of a start as the 2010 championship-winning club but did come out and compete on a nightly basis. A strange streak occurred during the season's first month as Altoona went on an unprecedented streak of 19-straight games of alternating wins and losses. The streak ran from April 10th through May 1st and was snapped on May 2nd, when Altoona won its second-straight game.

Despite the streak and an eventual 64-77 finish to the season, many positive things happened on the field in 2011 and they began with center fielder Starling Marte.

Marte, a native of Santo Domingo, D.R., was on the Curve roster from the get-go in 2011 and never ceased to impress. The 22-year-old proceeded to tear through the Eastern League en route to an Eastern League batting title and Eastern League Rookie of the Year honors. It was the first time in franchise history that a member of the Curve had won the Rookie of the Year award and it was also the first time that an active Curve player won the batting title (Jeff Keppinger won it in 2004 but spent the final months of the season as a Binghamton Met).

The speedy outfielder also set a few Curve single-season records along the way in 2011, posting franchise bests in outfield assists (18) and hits (178). In addition to his other accolades, Marte was both a mid-season and post-season E.L. All-Star, an XM Futures Game Selection, Eastern League August Player of the Month and a Topps Double-A All-Star.



Curve GM Rob Egan (left) awards Peoples Natural Gas CEO & President Morgan O'Brien a Curve jersey at the Peoples Natural Gas Field presser on January 31, 2012.

Season 13 in Curve, Pa. also saw nine different former Curve players make their Major League debuts. Many of the nine played for the 2010 Eastern League Championship club (Mike Crotta, Daniel Moskos, Josh Harrison, Tony Watson, Chase d'Arnaud, Jared Hughes and Jeff Locke) while some were first-year Curve players that cracked the Pirates' 25-man roster (Eric Fryer and Aaron Thompson).

Off the field, the Curve received much national notoriety for the first-ever, on-field reversible cap, which was introduced in 2011. The cap featured the new Curve engineer on the regular side and a "Rally Cap" on the inside fashioned after rally mascot Al Tuna. The Curve's Summer Cruise Night Series, which combined a cruise giveaway with the stupendous films of Tom Cruise, was also a finalist for a Golden Bobblehead for one of the best promotions in Minor League Baseball. Average attendance at Blair County Ballpark also rose for the first time since it climbed from 2005 to the 2006 seasons.

The offseason leading into the club's 14th year of existence was also no quiet one as the Curve forged a partnership

with Peoples Natural Gas that renamed the ballpark Peoples Natural Gas Field. The partnership not only included a naming-rights deal but spurred economic development at the park and surrounding areas with the use of green energy.

Altoona's 2012 season began on April 5 with a very special announcement from Pirates President Frank Coonelly, who announced to the Opening Night crowd that the Pittsburgh Pirates would be returning to Altoona to play an exhibition game before the 2013 season for the first time since 2000. On the diamond, the Curve had an up-and-down season under P.J. Forbes, who directed the Curve for a second-straight season. An end-of-the-season winning streak propelled the Curve above the .500 mark and the team finished 72-70, but missed out on the E.L. playoff picture.

In the future, the 2012 season may be remembered as the season where fans in Curve, Pa. had the opportunity to see two future aces in the making with top prospects Gerrit Cole and Jameson Taillon both making their way to Double-A during the season. Cole, the first-overall pick in the 2011 draft, reached Altoona on June 20 and made his debut at home while Taillon debuted almost exactly two months later on the road in Trenton. It was the first time that both the No. 1 and No. 2 prospects in the organization according to *Baseball America* were in Altoona at the same time since Andrew McCutchen and Neil Walker were in Curve uniforms for the 2007 season.

Other standouts on the field for the Curve included shortstop Brock Holt, who eventually went on to make his Major League debut later in the season with the Pirates. Holt stayed in Altoona until the beginning of August before he received his first promotion to Triple-A. After putting on a hitting clinic with Altoona, Holt lampooned International League pitching to earn his call up to Pittsburgh. The Texas native hit well enough with Altoona before his promotion and had enough at-bats to still hang on to win the Eastern League batting title, marking the second-straight season a Curve batter won the crown.



Holt was part of 11 more former Curve players to make their debuts in the major leagues in 2012, bringing the overall number to 101 in 14 seasons. Another former Curve player who made a splash in the bigs in 2012 was Marte, who homered in his first at bat as a member of the Pirates in Houston on July 26.

After being nominated for a Golden Bobblehead in 2011, the Curve franchise won a Golden Bobblehead in 2012 in the "Best Charity Promotion or Event" category for its efforts with Curve, Pa. Blue Out Saturdays, which aimed at raising awareness and funds for Prevent Child Abuse, Pennsylvania. The club, which partnered with six other teams across the state of Pennsylvania, wore Blue jerseys in support of the cause for each Saturday home game and also helped raise funds through the sale of special Blue-Out T-shirts and wristbands as well as text-to-donate programs. All told, the Curve's efforts, plus those of the other six participating teams, raised over \$11,000 from the season-long efforts.

Fast forward to March of 2013 and the second-ever exhibition game between the Curve and Pirates. Despite snow the Monday before the game, the temperatures warmed up and the Curve welcomed a franchise-record 10,116 fans to watch the Pirates and Curve play their first exhibition game since 2000. Just like in 2000, fans were treated to a Curve victory, this time by a score of 8-6. Former Curve OF Starling Marte had himself a day, hitting a grand slam while going 2-for-3.

A pair of big announcements also came with the Pirates-Curve Exhibition that day. The first announcement being that the Curve and Pirates had extended their Player Development Contract a season early and extended it through the 2018 season. When the affiliation reaches the 2018 season, the Curve and Pirates will be in their 20th year as parent and affiliate. It was then revealed a short time later that the Eastern League All-Star Game was returning to Blair County with the Curve poised to host the 2014 game at Peoples Natural Gas Field.

Altoona's regular-season had its ups and downs and the team finished with a record of 63-79 under first-year manager Carlos Garcia. Despite the record, fans were treated to some of the best prospects in the Pirates system throughout the season that included RHP Jameson Taillon, OF Gregory Polanco, RHP Nick Kingham and SS Alen Hanson. Taillon, who had a cup of tea with the Curve in 2012, spent a majority of 2013 with the club before a promotion to Triple-A in August while Polanco joined the team in June and also went to Indianapolis during the month of August. Kingham joined the club midway through the year and finished the campaign with the Curve. Hanson did the same but did not join the team until late July after beginning the year with Bradenton.

One couldn't talk about the 2013 Curve season without talking about the performance of outfielder Alex Dickerson,

who was in his first season at the Double-A level. Dickerson, a native of Poway, Calif., had a slow start to the year before lighting the world on fire from June until the end of the season. He went on to hit .288 for the season with 36 doubles, three triples, 17 home runs and 68 RBI in 126 games en route to being named the Eastern League Rookie of the Year. He was the second Curve player to ever win the award and the second in the last three seasons after Starling Marte won it in 2011.

The 2013 campaign also saw the club's second ever no-hitter come to fruition when Ethan Hollingsworth, Jason Townsend, Jhonathan Ramos and Ryan Beckman combined on a nine-inning no-no on July 25, 2013 in Manchester, N.H. versus the Fisher Cats. It had been over 10 years since the Curve threw a no-hitter, which occurred in 2002 when Adrian Burnside, Neal McDade and Chris Spurling accomplished the feat.

In 2014, the Curve hosted the league's annual All-Star Game with the Eastern League All-Star Stop presented by UPMC Health Plan for the second time in franchise history. Over 6,000 fans packed into Peoples Natural Gas Field to watch the leagues brightest stars for the game itself on July 16 while nearly 11,000 total across the two-days' worth of events filled PNG Field. During the first day of events, the Curve dedicated one seat in the lower seating bowl a POW/MIA Chair, never to be inhabited in memory of those soldiers that have not yet returned home.

Following up the dedication of the POW/MIA chair, the Curve hosted its version of a home run derby with the Ghostman Games & Hitting Challenge. In a competition of four players, the Curve's very own Willy Garcia won the event for the Western Division with a home run that sailed into the night sky out in left field.

On the field, the Curve struggled to a 61-81 record but the season saw Garcia set a new single-season franchise record with 19 outfield assists. Catcher Elias Diaz led the club offensively, hitting .328 with six home runs and 54 RBI through his 91 games, while right-hander Adrian Sampson aced the pitching staff, posting a 10-5 record with a 2.55 ERA in 24 starts. Both players represented the Curve in the All-Star Stop. The team also set a franchise-record for steals in a single season with 159, besting the 155-mark of the 2005 Curve.

Sampson, who was both a mid-season and post-season All-Star, also came within two outs of the franchise's first nine-inning no hitter by a single pitcher. The feat was thwarted, however, by Bowie's Mike Yastrzemski when he sliced a double down the left-field line. It was the only hit Sampson permitted on the evening and the game on July 19 still went down as the first one-hitter by single pitcher in Curve franchise history. Even cooler, he did it with his mom in attendance for the game just a few days shy of her birthday.

At the end of the year, Curve General Manager Rob Egan was presented with the Eastern League Executive of the Year Award at the Winter Meetings in San Diego, the second-ever member of the Altoona front office to receive the award.

2015 will be the seventeenth year in the team's history and it begins the era of the franchise's eighth manager, former Pirates catcher Tom Prince. With bright, young talent on the way through Altoona and the excitement oozing over from Pittsburgh with former Curve players impacting the Pirates' success, you have a combination that can make the 2015 season one of the most memorable yet.



| | |
|-------------------------|--|
| June 1997 | Altoona native Bob Lozinak joins a group that is pushing for a minor league baseball franchise. |
| Oct. 4, 1997 | With just hours to spare, the state of Pennsylvania allocates nearly \$11 million in state funds towards the building of a new ballpark that would play host to the proposed new minor league baseball team. |
| Oct. 5, 1997 | The expansion committee of the National Association of Professional Baseball Leagues unanimously grants Altoona's bid for a new minor league franchise over the bid submitted by the city of Springfield, Mass. |
| March 7, 1998 | Groundbreaking ceremonies take place at the future site of Blair County Ballpark. |
| April 27, 1998 | Altoona is officially granted an expansion franchise by the Eastern League. |
| July 2, 1998 | "Curve" is selected as the new franchise's nickname. |
| Sept. 15, 1998 | The Curve announce a four-year player development contract with the Pirates. |
| April 10, 1999 | After a rainout the day before, the first game in Curve franchise history is played as part of a doubleheader in Reading--the Curve lose 6-2 in game one but bounce back for a 6-4 win in game two of the twinbill. |
| April 15, 1999 | The Curve's home opener is played before 6,171 fans at Blair County Ballpark with Altoona defeating Bowie 6-1. |
| Oct. 17, 2001 | Curve majority owner Bob Lozinak announces that the franchise will be sold to a new group headed by Pittsburgh sports attorney Chuck Greenberg. Later, Greenberg would welcome Pittsburgh sports stars Jerome Bettis and Mario Lemieux into the new ownership group. |
| April 3, 2002 | Less than 48 hours before the start of the 2002 season, the ownership transfer officially takes place. Todd Parnell is officially named the club's new General Manager. |
| Aug. 8, 2002 | The Curve franchise is featured in a full-page feature story in the sports section of USA Today. The article titled "Curve Shape a Region's Heart" documents the gameday happenings at Blair County Ballpark. |
| Jan. 2003 | Construction begins on a nearly \$1 million privately financed addition to BCB. The project yielded a left-field Picnic Pavilion, Party Deck and outfield bleacher seating section in time for the '03 season. |
| July 4, 2004 | The Curve welcome U.S. Vice President Dick Cheney for the Fourth of July game against Harrisburg. Cheney tossed out the first pitch and watched the first half of the game with his wife and granddaughter from the skybox of Pennsylvania State Senator Robert Jubelirer. |
| Dec. 2004 | After setting a fifth-straight attendance record and continuing to create more fun in-game and nightly promotions, the Curve are awarded the Larry MacPhail Trophy for promotional excellence in Minor League Baseball. |
| July 12, 2006 | The Curve host the 2006 E.L. All-Star Game in front of a record 9,308 fans. |
| Dec. 2006 | The Curve are awarded Minor League Baseball's highest honor, the John H. Johnson President's Trophy signifying the top franchise among all clubs across the U.S. and Canada. The club is also presented with the <i>Baseball America</i> Bob Freitas Award as the top Double-A franchise in the minors. |
| June 17, 2008 | Jimmy Carter, the 39th President of the United States, attends a Curve game while on a fishing trip to Spruce Creek in nearby Huntingdon. Altoona beat Reading, 4-3. |
| Dec. 1, 2008 | Chuck Greenberg announces his group is selling the Curve back to Bob Lozinak, the original owner of the team. Greenberg also announced he was forming a sports consulting firm and that many of the team's upper management would leave with him in this endeavor including GM Todd Parnell. |
| Dec. 5, 2008 | The original Voice of the Altoona Curve from 1999-2004, Rob Egan, is named the fourth General Manager in Curve history. |
| Dec. 30, 2008 | Minor League Baseball approves the sale of the Altoona Curve. Bob Lozinak and his family once again own their hometown team. |
| May 23, 2009 | The Altoona Curve extend their current Player Development Contract with the Pittsburgh Pirates for an additional four years. The pact not only ensures that the Curve and Pirates will be affiliated with one another through the 2014 season, but the term means the Pirates and Curve will be affiliated for 16 seasons, making the affiliation the longest the Pirates have ever had in their history with a minor league club. |
| Sept. 18, 2010 | Altoona defeats Trenton, 5-2, in Game 4 of the ELCS at Trenton's Waterfront Park to clinch the first Eastern League championship in franchise history. |
| Nov. 23, 2010 | The Curve unveil a new logo set that pays tribute to the engineers and railroad heritage that helped build the city of Altoona. |
| Jan. 31, 2012 | The Altoona Curve and Peoples Natural Gas forge an agreement to rename Blair County Ballpark, which was the standing name on the facility for the first 13 seasons, Peoples Natural Gas Field. |
| Oct. 4, 2012 | The Curve receive Minor League Baseball's Golden Bobblehead Award for Best Charity Promotion or Event for their season-long community effort, "Curve, PA Blue Out Saturdays." |
| March 30, 2013 | A franchise-record 10,116 fans flock to Peoples Natural Gas Field to watch the second-ever Pirates-Curve Exhibition Game. It was a game that the Curve won, 8-6. Prior to the game, the Curve extended their Player Development Contract with the Pirates through the 2018 season. |
| July 15-16, 2014 | The Curve host the Eastern League All-Star Game (this year's dubbed the Eastern League All-Star Stop) for a second time in franchise history |





ALTOONA CURVE BASEBALL CLUB

Peoples Natural Gas Field
1000 Park Avenue, Altoona, PA 16602
Phone: (814) 943-5400 or (877) 99-CURVE
Fax: (814) 943-9050 or (814) 942-9132
www.altoonacurve.com
frontoffice@altoonacurve.com
@AltoonaCurve

FRONT OFFICE

| | |
|--|----------------------|
| Managing Members..... | Bob & Joan Lozinak |
| Chief Operating Officer..... | David Lozinak |
| Chief Administrative Officer | Steve Lozinak |
| Chief Financial Officer | Mike Lozinak |
| Senior Advisor | Sal Baglieri |
| General Manager..... | Rob Egan |
| Assistant General Manager..... | Mike Passanisi |
| Director of Ticketing..... | Corey Homan |
| Director of Merchandising | Claire Hoover |
| Director of Creative Services..... | Mark Milligan |
| Ballpark Operations Manager..... | Doug Mattern |
| Manager of Concessions | Glenn McComas |
| Assistant Manager of Concessions..... | Michelle Anna |
| Community Relations Manager..... | Emily Rosencrants |
| Box Office Manager..... | Steffan Langguth |
| Head Groundskeeper | McClain Murphy |
| Sponsorship Sales Executive..... | Adam Erikson |
| Senior Ticket Account Executive | Nathan Bowen |
| Development/Operations..... | Tim Lozinak |
| Ticket Account Executives..... | Jess Knott, Jake Lee |
| Communications/Broadcasting Assistant..... | Trey Wilson |
| Administrative Assistant | Donna Harpster |

COACHING STAFF

| | |
|------------------------------------|-----------------------------|
| Manager | Tom Prince (1st season) |
| Pitching Coach..... | Justin Meccage (1st season) |
| Hitting Coach..... | Kevin Riggs (1st season) |
| Coach | Miguel Perez (1st season) |
| Athletic Trainer | Dru Scott (1st season) |
| Strength & Conditioning Coach..... | Furey Leva (1st season) |

TEAM PERSONNEL

| | |
|----------------------------------|--|
| Team Physician..... | Dr. Joshua Port |
| Head of Security | Pat XXXXX |
| Head Usher | Joe Bettwy |
| Public Address Announcer | Rich DeLeo |
| Official Scorers..... | Ted Beam, Dick Wagner, Chris Strawmier |
| Home Clubhouse Manager..... | Jake Hundt |
| Visiting Clubhouse Manager | TBD |

TEAM INFORMATION

| | |
|-----------------------------------|---|
| Year Established..... | 1999 |
| Ballpark (Seating Capacity) | Peoples Natural Gas Field (7,210) |
| Major League Affiliation..... | Pittsburgh Pirates (1999) |
| Team Colors..... | Railroad Red, Boiler Bronze, Soot Black |

BOB & JOAN LOZINAK | MANAGING MEMBERS

Bob and Joan Lozinak on Opening Night 2009, their first game back as owners of the team since 2001.

captured the Larry McPhail Trophy for the country's top promotional effort in 1987.

Lozinak sold the Dukes in 2000 so he could focus his efforts on his new franchise, the Altoona Curve.

After selling the Curve in 2002, the family purchased the West Tenn Diamond Jaxx and would enjoy Double-A affiliations in the Southern League with both the Chicago Cubs and the Seattle Mariners before the team was sold in the early months of the 2008 season.

Bob was born in Altoona on June 4, 1937. His college education was halted by five years of service in the Army during the 1960s. Lozinak completed Officer Candidate's School in Lawton, Okla. and was honorably discharged as a 1st Lieutenant. Upon his departure from the Army, Lozinak returned to finish his education at St. Francis College in Loretto, Pa. and graduated with a Bachelor's Degree in History.

After college, Bob and Joan became McDonald's franchisees in 1969 and their role as an owner-operator continues with stores in Hartford County, Maryland.

Since the purchase of their first McDonald's franchise, Joan has been actively involved in many phases of the operation of the restaurant, whether it means balancing the restaurant budget or appearing at numerous functions within the community.

Joan, a graduate of Altoona Catholic High School, currently serves on the Board of Trustees for Bishop Guilfoyle Catholic High School in Altoona. She is actively involved in long-term planning, policy development, financing, capital improvements, public relations and marketing, development and alumni relations and budgetary management.

Joan has always been actively involved in the Catholic church serving as either a Eucharistic Minister or singing in the choir.

The couple can often be found somewhere inside Peoples Natural Gas Field on game days enjoying Curve baseball with fellow fans and enjoying the fun, affordable family atmosphere they always dreamed of providing through the game of baseball in their hometown.

Bob and Joan Lozinak, both Altoona natives who always had dreams of bringing professional baseball to their hometown, were finally able to realize that dream in 1999. The original owners of the franchise from 1999-2001, Bob and Joan along with their three sons, Mike, David and Steve, reacquired their hometown team on December 30, 2008.

The Lozinaks had visions of bringing professional baseball to Altoona in the late 1970s, but public opposition thwarted the idea. They then proceeded to buy the Triple-A Albuquerque Dukes from former Los Angeles Dodgers owner Peter O'Malley and over the next 20 years (1979-2000), the Dukes captured six Pacific Coast League titles and numerous awards for club operations. Lozinak is among only a handful of minor league baseball owners to have been awarded the prestigious John H. Johnson Trophy twice. The Johnson Trophy is awarded annually to the top franchise in Minor League Baseball in the U.S. and Canada. The Dukes were presented the honor in both 1984 and 1991. Additionally, Albuquerque also



Lozinak (left) poses for a picture with Pat McKernan. McKernan was the former President of the Eastern League from 1974-81. He also served as Lozinak's General Manager of the Albuquerque Dukes from 1979-99. Together the duo won a pair of John H. Johnson Trophies (1984 and 1991) as the top franchise in the country along with the Larry McPhail Trophy in 1987 for the top promotional effort in the minors. The two are shown pictured in Altoona together in 1999. McKernan was named the "King of Baseball," at Baseball's Winter Meetings in 2000. McKernan passed away in 2001.



DAVID LOZINAK | CHIEF OPERATING OFFICER

David enters his seventh year as the Chief Operating Officer of the Altoona Curve. His day-to-day responsibilities are to oversee the entire operation of the franchise.

Prior to his family reacquiring the team in December 2008, Lozinak held the same position with the West Tenn Diamond Jaxx of the Southern League.

Lozinak also spent three years working in the Accounting and Concessions departments for the Albuquerque Dukes, a team that his family owned and operated from 1979-2000.

David is a 1987 graduate of Widener University with a degree in Business Administration. He resides in Hollidaysburg with his wife, Aimee, daughter, Katie and son Will.

ROB EGAN | GENERAL MANAGER

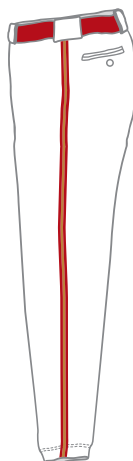
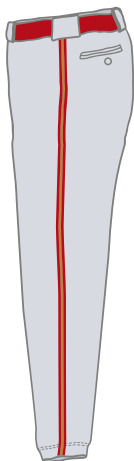
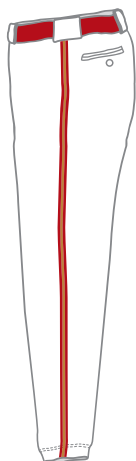
The team's radio voice for the first six seasons (1999-2004), Rob Egan was named the fourth General Manager in Altoona Curve history on December 5, 2008. Egan returned to the Curve after spending nearly four years as the Secretary for Communications for the Catholic Diocese of Altoona-Johnstown (2005-08). Egan also created and hosted the daily sports talk show "Front & Center" on the ESPN Radio affiliates in Altoona and State College in 2005, hosting it for three and a half years.

Egan enters his 17th season in professional baseball, spending the majority of his career in the fields of communications and public relations. Prior to his first stint with the Curve (1999-2004), he worked for minor league clubs in Charleston, S.C. (1997-98), Johnstown (1996), and Salinas, Calif. (1995).

During his first six years as General Manager, the franchise has achieved milestones:

- In November 2010, the Curve unveiled entirely new logos and uniform designs which redefined the team's brand for the first time since the club's original marks were revealed in 1998. The new logos embrace the region's railroad history by incorporating an engineer character as the centerpiece with the iconic Pennsylvania keystone also used in the backdrop.
- In 2011, for the first time since 2006, the Curve's average home attendance increased. An enhanced promotional and marketing effort including more giveaway events, increased social media interaction with fans, and more ticket and food value programs, produced the increase.
- In January 2012, the Curve announced another first as the franchise prepared for its 14th season. Peoples Natural Gas, a marketing partner since relocating its headquarters in Pittsburgh in 2010, agreed to acquire the naming rights to Blair County Ballpark with a long-term pact. As part of the relationship, the Curve installed a state-of-the-art video marquee with the Peoples Natural Gas Field logo along Park Avenue to inform all who pass by of upcoming games, promotions, and events at the facility.
- In 2012, the Curve once again increased average home attendance - the first time the club has experienced back-to-back seasons of growth in attendance since 2003-04. Along the way, the franchise announced its "Curve, PA Blue Out Saturdays" initiative designed to increase awareness and fundraising for Prevent Child Abuse Pennsylvania. The Curve dedicated every Saturday home game to the effort and reached out to all of the other affiliated clubs in Pennsylvania to join them. With their collective efforts, over \$11,000 was raised and over 80,000 minor league baseball fans around the commonwealth were exposed to the important message in the wake of one of the worst scandals in sports history. The Curve were recognized for the outreach with Minor League Baseball's Golden Bobblehead award for best charitable promotion.
- On March 30, 2013, a franchise-record crowd of 10,116 watched as the Curve hosted the Pirates on a sun-splashed afternoon at Peoples Natural Gas Field. Before the game, Pirates' president Frank Connelly announced that the affiliation between the Major League club and the Curve was being extended for four more years through the 2018 season. During the game, Egan announced with Eastern League President Joe McEachern and Minor League Baseball President Pat O'Conner that the Curve would be hosting the 2014 EL All-Star Game for the first time since 2006.
- In September 2013, the Curve were honored with the Community Service Award by the Blair County Chamber of Commerce for their efforts throughout the county in supporting charitable and civic causes.
- In 2014, the Curve welcomed their five millionth fan, successfully hosted the two-day Eastern League All-Star Stop presented by UPMC Health Plan during which nearly 11,000 people attended, and had Egan honored as the Eastern League Executive of the Year for the franchise's efforts.

A 1991 graduate of Central Michigan University, Egan serves on the boards of Explore Altoona and the Miracle League of Blair County. He is also a member of the Blair County Chamber of Commerce Attractions Committee, a past board member and chairperson for Catholic Charities of the Diocese of Altoona-Johnstown, and a lector at Cathedral of the Blessed Sacrament Catholic Parish. A native of Grand Blanc, Mich., Egan resides in Altoona with his wife, CK, and four children: Drew, Gabe, Caroline and Regina.



HOME

ROAD

ALTERNATE



2015 ALTOONA **CURVE**

Willy Garcia set a Curve franchise record with 19 outfield assists in 2014 while also blasting 18 home runs at the plate.

Photo:
Kevin Pataky



**TOM PRINCE | MANAGER****SEASONS IN ALTOONA:**

FIRST SEASON

BIRTHDAY:

AUGUST 13, 1964 (50)

BIRTHPLACE:

KANKAKEE, ILL.

RESIDES:

BRADENTON, FLA.

MANAGING EXPERIENCE:

10 SEASONS

PLAYING EXPERIENCE:

17 SEASONS (MLB)

Tom Prince became the eighth manager in franchise history when the Pirates announced his appointment on January 15, 2015. Prince, 50, enters the 2015 season having never managed above the Advanced-A level. It will be his 11th season as a skipper in the minor leagues and his 30th in professional baseball overall.

Prince stepped back into a managerial role in 2014 when he took the helm of the Bradenton Marauders of the Florida State League. Under the guidance of Prince, the Marauders finished the season with the second-best overall record in the league at 78-61. That record included a second-half that saw Bradenton grab the Florida State League South division title with a 43-27 mark en route to a playoff appearance.

His last managerial stint before returning to the dugout in 2014 was a six-year run as the manager of the Rookie-level GCL Pirates from 2007-2012. The Illinois native led the GCL Pirates to a title in 2012, their first since joining the league in 1968, and was the GCL Manager of the Year in 2008 after guiding the club to a league-best 37-18 record and a first-place finish in the South division. Other managerial stops for the former big league catcher include the Lynchburg Hillcats (2004) and Williamsport Crosscutters (2005-06). In his 10 seasons as a manager (all in the Pirates' minor league system), Prince's clubs have combined for a 360-339 regular season record.

As a player, Prince was selected in the fourth round of the 1984 MLB January draft out of Kankakee (Ill.) Community College. After a few seasons in the minors, Prince made his Major League debut on September 22, 1987. He didn't collect his first MLB hit until a few days later when he homered off the Mets' Bob Ojeda on September 27, 1987 at Shea Stadium. All told, Prince played in parts of 17 seasons in the big leagues with the Pirates (1987-1993), Los Angeles (NL) (1994-98), Philadelphia (1999-2000), Minnesota (2001-03) and Kansas City (2003).

A native of Kankakee, Ill, Prince, a father of two (son Jon; daughter Shannon), makes his offseason home in Bradenton, Fla. with his wife, Gail.

MANAGERIAL RECORD

| Year | Team (League) | Record | Pct. | Finish | Playoffs |
|---------------|------------------------------|----------------|-------------|-----------|------------|
| 2004* | Lynchburg (Carolina) | 19-40 | .322 | 4th | -- |
| 2005 | Williamsport (New York-Penn) | 44-32 | .579 | 2nd | Lost in DS |
| 2006 | Williamsport (New York-Penn) | 28-47 | .373 | 6th | -- |
| 2007 | GCL Pirates (Gulf Coast) | 26-30 | .464 | 4th | -- |
| 2008 | GCL Pirates (Gulf Coast) | 37-18 | .673 | 1st | Lost in DS |
| 2009 | GCL Pirates (Gulf Coast) | 29-31 | .483 | 5th | -- |
| 2010 | GCL Pirates (Gulf Coast) | 29-30 | .492 | 4th | -- |
| 2011 | GCL Pirates (Gulf Coast) | 34-26 | .567 | 2nd | Lost in DS |
| 2012 | GCL Pirates (Gulf Coast) | 36-24 | .600 | 1st | Won Title |
| 2014 | Bradenton (Florida State) | 78-61 | .561 | 2nd | Lost in DS |
| Totals | | 360-339 | .515 | -- | -- |

THE CAPTAIN'S CHAIR

Tom Prince became the eighth manager in franchise history when he was officially appointed to the post on January 15, 2015. Each of the prior seven managers have managed at least two seasons in Curve, Pa with Tim Lincecum having served the longest tenure from 2006-08 (three seasons).

| Manager | Years | Record | Win % | Manager | Years | Record | Win % |
|--------------|-----------|---------|-------|---------------|---------|---------|-------|
| Marty Brown | 1999-2000 | 137-145 | .486 | Matt Walbeck | 2009-10 | 144-140 | .507 |
| Dale Sveum | 2001-03 | 213-211 | .502 | P.J. Forbes | 2011-12 | 136-147 | .481 |
| Tony Beasley | 2004-05 | 161-122 | .569 | Carlos Garcia | 2013-14 | 124-160 | .437 |
| Tim Lincecum | 2006-08 | 213-209 | .505 | Tom Prince | 2015 | -- | -- |





JUSTIN MECCAGE | PITCHING COACH

Justin Meccage (*pronounced Message*) begins his first season as a pitching coach at the Double-A level with the Altoona Curve this season. He spent each of the past two seasons in the same role with the Advanced-A Bradenton Marauders of the Florida State League. In those two seasons, Meccage worked with some of the top talent in the Pirates' system with the likes of the organization's top prospect in Tyler Glasnow (2014) and Top-10 prospect Nick Kingham (2013). In 2014, Bradenton's pitching staff amassed a 3.27 team ERA, second-best in the FSL.

The 2015 season will be Meccage's fifth in the Pirates' system after beginning his career as the pitching coach for the State College Spikes in 2011. Prior to his work with the Pirates' system, Meccage held the same post at Arkansas State in 2010. During that season, he was named the Sun Belt Conference Assistant Coach of the Year by SEBaseball.com. His stop at Arkansas State began in 2007 and prior to working in the Sun Belt, Meccage worked four seasons at Texas-Pan American University from 2004-07. In 2006, his pitching staff while at Texas-Pan American ended the season ranked in the Top-10 nationally with 427 strikeouts.

As a player, Meccage was drafted in the 32nd round of the 2002 draft by the New York Yankees out of Oklahoma State University. While at Oklahoma State, Meccage was named to the academic All-Big 12 team as well as a member of the Dean's List. During his pro career, Meccage pitched for the Staten Island Yankees (short-season) in 2002 and 2003 before pitching in the Frontier League (independent) in 2003 for the Cook County Cheetahs.

Away from the field, Meccage was born in Billings, Mont. and currently makes his offseason home in Sarasota, Fla. with his wife Stacey and sons Kyler (7), Hudson (5) and Rylan (2).

SEASONS IN ALTOONA:

FIRST SEASON

BIRTHDAY:

FEBRUARY 10, 1980 (35)

BIRTHPLACE:

BILLINGS, MONT.

RESIDES:


SARASOTA, FLA.

COACHING EXPERIENCE:

FOUR SEASONS

PLAYING EXPERIENCE:

TWO SEASONS (MILB)



KEVIN RIGGS | HITTING COACH

Kevin Riggs joins the Pirates' organization for the first time in his professional or coaching career in 2015 after spending eight seasons in the Colorado Rockies organization. This will be his first season as a member of the Curve coaching staff and his ninth year as a coach or manager at the minor league level.

Riggs, 46, spent the last two seasons as the skipper of the Double-A Tulsa Drillers (Texas League) and piloted them to a combined record of 139-138. It was the first managerial assignment for Riggs, who served as the Drillers' hitting coach in 2012. Tulsa made the Texas League playoffs by winning the second-half title in 2013. Last season, Riggs led Tulsa to the Texas League Championship Series before losing the decisive Game 5. Following the season, Riggs worked as the hitting coach for the Salt River Rafters of the Arizona Fall League. The Rafters went on to win the AFL title.

Prior to his work in Tulsa, Riggs had stops as the hitting coach in Advanced-A Modesto (California League) in 2011, Low-A Asheville (South Atlantic League) in 2009-10 and short-season Casper (Pioneer League) in 2007-08. During his time as a hitting coach he has worked with two league MVPs (Kent Matthes - 2011; Jordan Pacheco - 2009), one league RBI leader (Nolan Arenado - 2011) and one batting champion (Kiel Rosing - 2009).

As a player, Riggs was selected in the 28th round of the 1990 draft by the Cincinnati Reds out of East Carolina University. He played eight seasons stateside in his pro career, reaching as high as Double-A in four different seasons. In 528 career games, Riggs posted a .296 career batting average. The Connecticut native also spent one season in China playing for the China Trust Whales where he was named the league's MVP in 1998.

Away from the field, Riggs was born in Hartford, Conn. and now makes his offseason home in Phoenix, Ariz. with his wife JoAnna. They have two sons; Taylor (26) and Kevin (19).

SEASONS IN ALTOONA:

FIRST SEASON

BIRTHDAY:

FEBRUARY 3, 1969 (46)

BIRTHPLACE:

HARTFORD, CONN.

RESIDES:

PHOENIX, ARIZ.

COACHING EXPERIENCE:

EIGHT SEASONS

PLAYING EXPERIENCE:

EIGHT SEASONS (MILB)

**BIRTHDAY:**

SEPTEMBER 25, 1983 (31)

BIRTHPLACE:

CARACAS, VENEZUELA

RESIDES:

GUATIRE, VENEZUELA

PLAYING EXPERIENCE:

12 SEASONS (MiLB)

MIGUEL PEREZ | COACH

Miguel Perez comes to Altoona in an official coaching capacity for the first time in 2015 as the third coach on the staff of skipper Tom Prince. Perez, 31, played 12 seasons in the minor leagues and had stops with the Curve in 2009, 2010, 2012 and 2013.

A native of Caracas, Venezuela, Perez was originally signed by the Cincinnati Reds as a non-drafted free agent in 2000. Five years later, Perez was named the Reds' Minor League Defensive Player of the Year and was also a mid-season All-Star in the Florida State League. Later that year, he made his Major League debut for the Reds on September 7, 2005 at age 21 with a pinch hit appearance versus Milwaukee. In two career games at the MLB level, Perez went 0-for-3.

Across his 12 minor league seasons, Perez amassed a career .268 batting average in 612 total games spanning from rookie ball all the way to Triple-A. His longest stay in Curve, Pa. came in 2008, playing in 57 games and hitting .281.

Off the field, Perez makes his offseason home in Guatire, Venezuela.

**BIRTHDAY:**

JANUARY 2, 1985 (30)

RESIDES:

LAFAYETTE, IND.

EXPERIENCE:

SIX SEASONS

DRU SCOTT | ATHLETIC TRAINER

Dru Scott joins the Altoona Curve in 2015 as the team's Athletic Trainer. It will be Scott's first assignment in Double-A and his seventh overall year as a trainer in the Pirates' system. A native of Indiana, Scott spent each of the last three years in the same role with the Bradenton Marauders after spending two seasons (2010-11) with West Virginia. His career in the Pirates' system began in 2009 when he was the trainer for the GCL Pirates.

Scott, 30, received his degree in athletic training from Manchester (Ind.) College in 2007 and is certified by the National Academy of Sports Medicine (NASM) as a Certified Exercise Specialist (CES) and Performance Enhancement Specialist (PES). After graduating from Manchester, Scott spent two years (2007-08) working for Unity Sports Medicine, which covers West Lafayette High School.

Scott makes his offseason home in Lafayette, Indiana.

**BIRTHDAY:**

NOVEMBER 30, 1989 (25)

RESIDES:

ELKINS PARK, PA.

EXPERIENCE:

TWO SEASONS

FUREY LEVA | STRENGTH COACH

Furey Leva embarks on his first season in Curve, Pa. after spending the 2014 season as the strength and conditioning coach for A-Adv. Bradenton. Overall it will be Leva's third season in the Pirates system after stints as a strength and conditioning intern with Temple University (2013) and Villanova University (2012). He also served as the head baseball strength coach for the North Penn School District from 2012-2014.

A native of Pennsylvania, Leva received his bachelor's degree in kinesiology from Temple University in 2012.

In the offseason, Leva returns home to just outside the Philadelphia area in Elkins Park, Pa.





STETSON ALLIE

OUTFIELDER



HEIGHT | WEIGHT:
6-2 | 230

BORN:
March 13, 1991 (24)

BIRTHPLACE:
Orlando, Fla.

RESIDES:
Olmstead Falls, Ohio

BATS | THROWS:
Right | Right

ACQUIRED:
2nd Round (2010)

Altoona

GAME HIGHS

HITS:

4, 3x, last - 5/24/13 (WVA v. LWD)

RUNS:

3, 2x, last - 7/19/13 (BRD v. CLR) (2)

HOME RUNS:

2, 5x, last - 5/25/14 (ALT @ ERI)

RBI:

5, 4x, last - 4/23/14 (ALT v. HAR)

STOLEN BASES:

2, 2x, last - 8/9/14 (ALT @ REA)

HITTING STREAK

11 games, 5/17-5/26/13 (WVA)

CAREER TRANSACTIONS... Selected by the Pittsburgh Pirates in the 2nd round of the 2010 MLB Draft from St. Edward (Ohio) High School

CURVE CUTS... Enters the 2015 season listed as the 21st-best prospect in the Pirates organization according to *Baseball America* after being listed as the 23rd-best prospect in the organization prior to the 2014 season...Named to SAL All-Star Team in 2013 with West Virginia Power...Originally drafted as a pitcher but converted into a position player during 2012 season...Went 9-1 with a 1.29 ERA as a senior at St. Edward High School with 134 strikeouts in 60.0 IP...Was ranked by *Baseball America* as the eighth-best prospect in the country prior to the 2010 draft as having the second-best fastball among all high school pitchers behind former Curve pitcher Jameson Tailion...In 2011 was ranked by *Baseball America* as Pittsburgh's 3rd-best prospect...Rated by same publication as having the "Best Slider" in the system

2014... Was the Opening Day first baseman on 4/5 vs. ERI (1)...Belted first Double-A home run to right-center on 4/8 vs. AKR...Went 3-for-3 with two home runs including a grand slam on 4/23 vs. HAR and tied career-high with five-RBI...Hit his fourth home run in three days on 4/24...Had a 13-game on-base streak from 4/10-4/25...Blasted two homers on 5/25 @ ERI (2x3, 2 HR, 3 RBI)...Exited game on 6/18 @ NH after benches cleared in 7th inning but was not ejected...Placed on the DL on 6/20 (retroactive to 6/19) with a concussion...Activated off DL on 6/28 and went 1-for-4 in first game back vs. BIN...Had season-high seven-game hit streak from 6/18-7/6 and hit .304 during streak...Played left field for first time in career on 7/13 @ HAR...Finished July with a .272 batting average with three home runs and 18 RBI...Reached base safely in 23 straight games from 7/28 to 8/22...Hit 20th homer on 8/30 @ BOW and became first Curve player since 2005 to hit 20 home runs in a single season...Finished the season with 71 walks, tied for third most in the E.L...Was fourth in the league with a HR every 19.38 AB...Batted .266 in 143 AB following the All-Star break (.235 in 264 AB before it)

2013... Split season between Low-A West Virginia and Advanced-A Bradenton...Hit walk-off blast for first home run of season on 4/7 vs. ASH in extra innings...Hit safely in 11-of-12 games from 4/6 to 4/17...Hit two home runs and had five RBI on 4/13 in win @ ASH...Received the first South Atlantic League "Batter Of the Week" after hitting .373 with five home runs and slugging .745...Repeated a two home-run and five RBI performance on 4/29 @ SAV in final game of April...Finished April batting .351 with eight home runs, 26 RBI, and slugged .660...Continued to produce offensively into second month of season with a .324 average in May with seven home runs and 25 RBI...Hit safely in season-best 11 straight games from 5/17-5/26 to raise average from .306 to .346 after hitting .467 during streak (21-for-45)...Tallied third multi-home run game of season on 5/21 @ KAN...Named SAL "Batter of the Week" for second time of season from 5/20-5/27...Selected to SAL All-Star Game as starting first baseman for Northern Division...Went 1-for-2 in All-Star Game on 6/19...Promoted to Bradenton after All-Star Game and went 1-for-3 with a double in first game on 6/21...Gathered hits in four of his first five games with Marauders...Went 3-for-4 with three RBI and three runs on 7/19 vs. CLR...Hit .171 (7-for-41) in final 11 games of July...Hit safely in nine of ten games and batted .278 from 8/14 to 8/25...Hit final home run of season on 8/15 vs. PMB

2012... Began season with West Virginia as a pitcher and finished season with GCL Pirates as a position player...Only start with West Virginia on 4/6 @ HAG lasted 0.1 innings (0 H, 2 ER, HB, 4 BB)...Made final career appearance as pitcher in a relief outing on 4/20 @ CSC and lasted 0.1 inning (1 H, 2 ER, 4 BB)...Sent to extended spring training and repackaged as a position player...Made professional debut as position player on 6/18 vs. BLU as third baseman (2-for-3, 3B, RBI, BB)...Struck out in 15 consecutive games from 6/19 to 7/10 (22 K's during span)...Made first career start at first base on 7/6 and did not play third base for the rest of the season...Belted first professional home run on 7/7 vs. PHL and second home run in next game on 7/9 @ YAN...Hit .211 in final 34 games

2011... Spent entire season with short-season State College...Made pro debut on 6/20 vs. AUB and lasted 2.1 innings (3 H, 3 ER, 3 BB)...Walked four in 2.2 innings on 6/25...Showed signs of improvement in following two starts on 7/1 and 7/6 (Combined 8.0 IP, 7 H, 2 ER, 2 BB, 10 K)...Started three more times from 7/17 to 7/28 and lost two games...Moved to bullpen after start on 7/28...Amassed a 2.84 ERA in final seven games in relief after allowing only two earned runs over 6.1 innings

| YR | CLUB | AVG | G | AB | R | H | 2B | 3B | HR | RBI | BB | SO | SB | CS | E |
|----|-------------------------|------|-----|------|-----|-----|----|----|----|-----|-----|-----|----|----|----|
| 12 | GCL Pirates (R) | .213 | 42 | 150 | 23 | 32 | 6 | 2 | 3 | 19 | 21 | 50 | 2 | 0 | 10 |
| 13 | West Virginia (A) | .324 | 66 | 244 | 42 | 79 | 16 | 1 | 17 | 61 | 36 | 79 | 6 | 1 | 3 |
| | Bradenton (A+) | .229 | 66 | 236 | 28 | 54 | 18 | 0 | 4 | 25 | 41 | 82 | 2 | 3 | 4 |
| 14 | Altoona (AA) | .246 | 117 | 407 | 60 | 100 | 16 | 0 | 21 | 62 | 71 | 127 | 9 | 6 | 9 |
| | MiLB Totals (4 seasons) | .256 | 291 | 1037 | 153 | 265 | 56 | 3 | 45 | 167 | 169 | 338 | 19 | 10 | 26 |





YHONATHAN BARRIOS

RIGHT-HANDED PITCHER



HEIGHT | WEIGHT:
5-10 | 200

BORN:
December 1, 1991 (23)

BIRTHPLACE:
Cartagena, Colombia

RESIDES:
Cartagena, Colombia

BATS | THROWS:
Right | Right

ACQUIRED:
NDFA - 7/5/08

Altoona

GAME HIGHS

IP (START):

--

IP (RELIEF):

3.0, 6/24/14 (WVA @ DEL)

RUNS ALLOWED:

5, 5/17/14 (WVA v. DEL)

WALKS:

2, 5x, last - 8/21/14 (BRD v. FTM)

STRIKEOUTS:

3, 4x, last - 6/30/14 (WVA v. LWD)

MOST HITS:

6, 6/30/14 (WVA v. LWD)

CAREER TRANSACTIONS...Signed as a non-drafted free agent by the Pittsburgh Pirates on July 5, 2008.

CURVE CUTS...Originally signed as a position player for \$250,000 and spent the first five years in the Pirates' system as a position player (shortstop, third baseman & second baseman)...Enjoyed best season as a position player in 2011 w/GCL Pirates (.299 AVG in 25 games)...Began conversion to pitching in 2013

2014...Began the season with Low-A West Virginia...Got off to a dynamite start to the season (0 R allowed in first six appearances)...Had a 0.96 ERA in eight games during April...Scuffled in May and gave up 14 runs (13 earned) on 16 hits in 11.2 IP...Turned things around in June with a 2.40 ERA in nine appearances but still permitted 21 hits in 15 innings...Also struck out a batter an inning in June (15 K in 15 IP)...Made just two appearances with the Power in July before being promoted to Advanced-A...Averaged a strikeout per inning in WVA (38 K in 38.1 IP)...Threw the ball extremely well with Bradenton to the tune of a 2.25 ERA in 15 games to close the year...Became the team's primary closer and converted 11-of-12 save opportunities for the Marauders...Allowed runs in just two of his 15 games w/Bradenton...Seven of his 15 appearances were hitless outings...Led all Pirates farmhands in total saves with 15 and finished fifth in appearances with 41...Pitched one game in Bradenton's playoff run and it was a scoreless appearances (1.0 IP, 1 H)

2013...Opened the season as a position player with Jamestown (short-season) and only played in 11 games before beginning the transition to becoming a pitcher...Last game as a position player was on July 9 vs. Batavia (0-for-4)...Came back as a pitcher with the GCL Pirates not even 20 days later on July 27...Pitched 10 total games for the GCL club with a 2-1 record and a 0.82 ERA...Only allowed one run in 11 innings pitched in GCL...Fanned 10 in 11 innings w/an opponents batting average against of .158

2012...Played in 44 games for short-season State College as a position player...Had a 3-for-3 day on July 12 vs. Staten Island...Was one of his seven multi-hit games that season...Was 11-of-14 in stolen base attempts during the year

2011...Suited up for the GCL Pirates as a position player in 25 games...Enjoyed best season as a position player with a .299 clip...Opened the year with hits in seven of his first eight games...Smacked first (and only) home run of the season on July 7 vs. GCL Braves...Went 4-for-8 in a 18-inning marathon game on July 15 at GCL Tigers...Pirates won the game with three runs in the top of the 18th (game took 5:01 to complete with a 27-minute delay)

2010...Missed the entire season after having hamate surgery

2009...Began his pro career in the Venezuelan Summer League with the VSL Pirates...Played in 54 games and hit .241 while playing predominantly at shortstop...Went 4-for-4 with two doubles, one homer and two RBI on 6/11

| YR | CLUB | W-L | ERA | G | GS | CG | SHO | SV | IP | H | R | ER | HR | BB | SO |
|-------------------------|-------------------|-----|------|----|----|----|-----|----|------|----|----|----|----|----|----|
| 13 | GCL Pirates (R) | 2-1 | 0.82 | 10 | 0 | 0 | 0 | 1 | 11.0 | 6 | 1 | 1 | 0 | 4 | 10 |
| 14 | West Virginia (A) | 2-6 | 4.70 | 26 | 0 | 0 | 0 | 4 | 38.1 | 51 | 26 | 20 | 2 | 16 | 38 |
| | Bradenton (A+) | 0-1 | 2.25 | 15 | 0 | 0 | 0 | 11 | 20.0 | 12 | 5 | 5 | 1 | 7 | 12 |
| MiLB Totals (2 seasons) | | 4-8 | 3.38 | 51 | 0 | 0 | 0 | 16 | 69.1 | 69 | 32 | 26 | 3 | 27 | 60 |





JOSH BELL

OUTFIELDER/FIRST BASE



HEIGHT | WEIGHT:

6-2 | 237

BORN:

August 14, 1992 (22)

BIRTHPLACE:

Irving, Texas

RESIDES:

Irving, Texas

BATS | THROWS:

Switch | Right

ACQUIRED:

2nd Round (2010)



GAME HIGHS

HITS:

5, (5-for-5) - 6/5/14 (BRD @ BRV)

RUNS:

3, 3x, last - 5/15/14 (BRD v. LAK)

HOME RUNS:

1, many times

RBI:

5, 4/27/14 (BRD v. STL)

STOLEN BASES:

1, 11x, last - 8/8/14 (ALT @ REA)

HITTING STREAK

14 games (6/10 - 6/28/14) (BRD)

CAREER TRANSACTIONS... Selected by the Pittsburgh Pirates in the 2nd round of the 2011 MLB Draft from Dallas Jesuit College (Texas) Prep

CURVE CUTS... Converted to 1B from RF in 2014 Arizona Fall League...Ranked as Pittsburgh's No. 4 prospect by *Baseball America* prior to 2015 season...Same publication named him as the 64th-best prospect in baseball...Rated by *Baseball America* as the 7th-best prospect in the Pittsburgh Pirates organization prior to the 2014 season...Listed as 6th-best prospect in the Pittsburgh Pirates organization prior to the 2013 season...Was committed to play at Texas before being drafted by Pirates...Hit .556 with 14 home runs and 56 RBI during senior season of high school in 2011 and was named Gatorade Texas Player-of-the-Year, *Baseball America* All-American, *USA Today* All USA First-Team Selection, Louisville All American, and one of the top 10 High School players by *Sports Illustrated*

2014...Began season with Adv.-A Bradenton and hit .335 in 84 games with 9 home runs and 53 RBI...Led Florida State League in hitting for the season en route to the league's MVP Award, despite a mid-season promotion...Hit .383 in June with 5 HR and 19 RBI...Hit .342 when batting left-handed...Posted a .364 average with runners in scoring position...Promoted to Altoona on July 17 following an appearance in the SiriusXM Futures Game...Went 0-for-1 in Futures Game...Played 24 games for the Curve and hit .287 with 7 RBI...Did not hit a home run in his time in AA...Only two extra-base hits in 102 AA plate appearances...Went 0-for-2 with two walks in Curve debut...Knocked first career AA hit on 7/18 against Bowie...Hit .156 (5-for-32) over first nine Double-A games...Recovered to hit .354 (22-for-62) over his final 15 games...Tallied an eight-game hitting streak from 7/26-8/2...Season cut short after a knee contusion on August 12...Despite missing final month he was still named the Pirate's Minor League Player of the Year...Hit .214 in 23 games during the Arizona Fall League...Committed an error in four consecutive games 10/15-10/20 while converting to new first base position

2013...Spent entire season with Low-A West Virginia Power and batted .279 with 13 home runs and 76 RBI in 119 games...Went 1-4 in season debut on 4/4 @ ASH with a single...Hit seven doubles over five game span from 4/8 to 4/12...Belted first home run of the season on 4/10 vs. CSC...Collected career best four-hit games twice in April (4/11 @ ASH and 4/21 vs. HAG)...Had nine multi-RBI games in April and finished month with most RBI in South Atlantic League (28) and second most doubles (12)...Finished April with .277 average with three home runs...Saw average slip in May (.264) and hit only three doubles but mashed four home runs...Began June by hitting safely in 14 of first 16 games (.365 average) and finished month with a .325 average with one home run and 11 RBI...Named South Atlantic League All-Star but did not play in game...Finished first half of season with .289 average, eight home runs, and 46 RBI while tallying 28 walks (.357 OBP)...Went 2-5 in first game after All-Star break with two RBI on 6/22 vs. LWD...Finished June with .325 average and struck out only 12 times (52 total strikeouts in April and May)...Hit his first walk-off of season on 7/21 vs. KAN with a sacrifice fly to give Power 5-4 victory...Saw lowest offensive output of season in July with a .243 mark in a 21-game span but 11 of 18 hits were for extra bases (ten doubles, one home run)...Hit second walk-off of season (fielder's choice) on 8/4 vs. LWD...Hit safely in ten straight games from 7/30 to 8/8 and batted .410 (16-39) during span...Finished August with .286 average in 26 games with four home runs and 14 RBI...Went 4-12 (two doubles) and four RBI in Northern Division Championship Series against Hagerstown...Fared better against southpaws with a .302 average (.491 SLG%) in 106 at-bats than right handers (.272, .442 SLG) in 353 at-bats...Batted .310 in 323 at-bats when playing field and hit .206 as a DH in 130 AB

2012...Played 15 games in first professional season with West Virginia Power before a torn meniscus in left knee cut season short...Finished season batting .274 with one home run and 11 RBI including five doubles...Made professional debut on 4/5 @ HAG and went 1-5 with a double, RBI, and run...Collected first multi-hit game 4/6 @ HAG...Had four straight multi-hit games from 4/10 to 4/14...Belted first professional home run on 4/11 @ ASH...Injured rounding first base on 4/24 vs. SAV

2011...Did not play after being drafted by Pirates in the 2nd round

| YR | CLUB | AVG | G | AB | R | H | 2B | 3B | HR | RBI | BB | SO | SB | CS | E |
|-------------------------|-------------------|------|-----|-----|-----|-----|----|----|----|-----|----|-----|----|----|---|
| 12 | West Virginia (A) | .274 | 15 | 62 | 6 | 17 | 5 | 0 | 1 | 11 | 2 | 21 | 1 | 0 | 2 |
| 13 | West Virginia (A) | .279 | 119 | 459 | 75 | 128 | 37 | 2 | 13 | 76 | 52 | 90 | 1 | 2 | 3 |
| 14 | Bradenton (A+) | .335 | 84 | 331 | 45 | 111 | 20 | 4 | 9 | 53 | 25 | 43 | 5 | 4 | 1 |
| | Altoona (AA) | .287 | 24 | 94 | 13 | 27 | 2 | 0 | 0 | 7 | 8 | 12 | 4 | 1 | 2 |
| MiLB Totals (3 seasons) | | .299 | 242 | 946 | 139 | 283 | 64 | 6 | 23 | 147 | 87 | 166 | 11 | 7 | 8 |



MATT BENEDICT

RIGHT-HANDED PITCHER



@Bene_33

HEIGHT | WEIGHT:
6-5 | 237

BORN:
February 3, 1989 (26)

BIRTHPLACE:
St. Petersburg, Fla.

RESIDES:
St. Petersburg, Fla.

BATS | THROWS:
Right | Right

ACQUIRED:
30th Round (2011)

Altoona

GAME HIGHS

IP (START):
7.0, 5/25/12 (WVA v. KAN)

IP (RELIEF):
5.0, 2x, last - 7/13/14 (BRD v. TAM)

RUNS ALLOWED:
11, 6/10/12 (WVA @ ASH)

WALKS:
5, 7/29/12 (BRD v. DAY)

STRIKEOUTS:
7, 4/7/12 (WVA v. HAG)

MOST HITS:
11, 7/16/11 (SC @ WIL)

CAREER TRANSACTIONS...Selected by the Pittsburgh Pirates in the 30th round of the 2011 MLB Draft from Western Carolina University (N.C.)

CURVE CUTS...Struck out 174 batters in four-year career with WCU Catamounts, ranking him 18th in school history...Second-team All-Southern Conference Performer as a Junior...Led the team in innings pitched (85.1) and strikeouts (70) during his senior season...Was a South Atlantic League mid-season All-Star in 2012 with West Virginia

2014...Began season with Double-A Altoona...Posted 0-5, 5.77 record in 30 appearances...Went 0-for-3 in save opportunities...Lost three straight appearances from 6/15-6/21...Was 0-5 with 7.54 ERA through June...Assigned to Adv.-A Bradenton on 7/3...Posted a 1.69 ERA in 10.2 IP over his four appearances in Florida State League...Returned to Double-A on 7/20...Posted a 1.69 ERA in 16.0 IP over nine games after returning to the Curve...Did not surrender an earned run over final 12.0 IP in six games to finish season

2013...Spent the entire season in High-A Bradenton and split time between the bullpen and starting rotation...Started six of first seven appearances...Struck out season-high six in 4/18 relief outing vs. PMB...Put up quality starts on 4/23 vs. JUP and 5/9 vs. CHA...Moved to bullpen 5/16...Collected first save of year on 5/31 vs. JUP after throwing two shutout innings...Started three games in June from 6/13 to 6/25 and went 0-2 with a 2.57 ERA in those games...Moved back to the bullpen on 6/30...Did not allow a run in seven of final nine appearances...Amassed an 0-6 record with a 5.55 ERA in 13 games (seven starts) before the break and went 3-3 with four saves and a 2.39 ERA in 15 games (two starts) after...Was 2-0 with a 1.98 ERA in seven games during August (.196 BAA)...Selected to participate in Arizona Fall League (Scottsdale)...Was 0-0 with a 2.81 ERA in 11 games as a reliever...Opposing hitters batted .233 off him in his AFL time

2012...Began season with Low-A West Virginia Power and was promoted to Bradenton after 14 starts...Held a 4-4 record with a 3.42 ERA in 14 starts while with the Power and was winless in 14 games (nine starts) with Bradenton (0-8, 8.08 ERA)...Allowed only five earned runs in first five starts with West Virginia...Made debut with West Virginia on 4/7 @ HAG and tossed 4.2 innings with a career-best seven strikeouts but received a loss thanks to three unearned runs...Earned first victory in following start on 4/12 vs. GVL (5.0 IP, 0 ER)...Had best month in April (1.67 ERA in five starts)...ERA inflated to 3.86 in six starts during May (2-2 record) before allowing 14 runs in 14.1 innings in June...Selected to mid-season All-Star team and participated in the All-Star Game (1.0 IP, 0 H, 0 R, 0 BB, 1 K)...Promoted to Bradenton and went 0-6 in first eight starts with a 10.80 ERA...Allowed four runs over 4.1 innings in team debut on 6/22 @ CHA...Had best outing with Marauders on 7/3 in second opportunity vs. CHA (6.0 IP, 2 H, 0 ER, 2 K)...Moved to bullpen on 8/3 and allowed an earned run in four of his five appearances...Finished season by tossing five scoreless vs. SLU (4 H) on 9/1

2011...Assigned to short-season State College Spikes being drafted by the Pittsburgh Pirates...Started 15 games for Spikes, going 5-3 with a 3.79 ERA...Made pro debut with three hitless innings and two punchouts on 6/19 vs. WIL...Collected first professional win two starts later on 6/29 after allowing one earned run over five innings...Had a tough month in July and early August with a 7.84 ERA over a six-start span...Gave up a career high 11 hits in first professional loss on 7/14 @ WIL...After All-Star break had an ERA of 0.90 (four starts) and won final three games of season from 8/24 to 9/3

IT KEEPS GOING & GOING & GOING

The longest game in Altoona Curve history took place on July 13, 2000 in Norwich, Conn, when Altoona outlasted the Navigators, 6-5, in 19 innings. The game took six hours and 17 minutes to play. With the score tied 2-2, the Curve scored four times in the top of the 19th inning before they withstood a three-run comeback attempt in the bottom half of the frame to earn the win.

| YR | CLUB | W-L | ERA | G | GS | CG | SHO | SV | IP | H | R | ER | HR | BB | SO |
|-------------------------|--------------------|-------|------|-----|----|----|-----|----|-------|-----|-----|-----|----|-----|-----|
| 11 | State College (A-) | 5-3 | 3.79 | 15 | 15 | 0 | 0 | 0 | 71.1 | 77 | 41 | 30 | 1 | 15 | 39 |
| 12 | West Virginia (A) | 4-4 | 3.42 | 14 | 14 | 0 | 0 | 0 | 76.1 | 72 | 42 | 29 | 3 | 23 | 44 |
| | Bradenton (A+) | 0-8 | 8.08 | 14 | 9 | 1 | 0 | 0 | 49.0 | 61 | 51 | 44 | 5 | 26 | 22 |
| 13 | Bradenton (A+) | 3-9 | 4.17 | 28 | 9 | 0 | 0 | 5 | 86.1 | 109 | 51 | 40 | 4 | 24 | 48 |
| 14 | Bradenton (A+) | 0-0 | 1.69 | 4 | 0 | 0 | 0 | 1 | 10.2 | 10 | 2 | 2 | 1 | 2 | 4 |
| | Altoona (AA) | 0-5 | 5.77 | 30 | 1 | 0 | 0 | 0 | 53.0 | 62 | 39 | 34 | 2 | 25 | 35 |
| MiLB Totals (4 seasons) | | 12-29 | 4.65 | 105 | 48 | 1 | 0 | 6 | 346.1 | 391 | 226 | 179 | 16 | 115 | 192 |





JEREMY BLEICH

LEFT-HANDED PITCHER



@j_bleich

HEIGHT | WEIGHT:
6-2 | 185

BORN:
June 18, 1987 (27)

BIRTHPLACE:
Metairie, La.

RESIDES:
Metairie, La.

BATS | THROWS:
Left | Left

ACQUIRED:
Free agent (11/17/14)



GAME HIGHS

- IP (START):**
7.0, 5x, 5/23/14 (TRE @ RIC)
- IP (RELIEF):**
4.0 2x, last - 8/1/13 (TRE v. HART)
- RUNS ALLOWED:**
7, 3x, last - 5/1/10 (TRE @ ERI)
- WALKS:**
6, 2x, last - 5/1/10 (TRE @ ERI)
- STRIKEOUTS:**
10, 5/23/14 (TRE @ RIC)
- MOST HITS:**
11, 2x, last - 8/5/09 (TRE @ REA)

| YR | CLUB | W-L | ERA | G | GS | CG | SHO | SV | IP | H | R | ER | HR | BB | SO |
|----|-------------------------|-------|------|-----|----|----|-----|----|-------|-----|-----|-----|----|-----|-----|
| 08 | Staten Island (A-) | 0-0 | 6.00 | 1 | 1 | 0 | 0 | 0 | 3.0 | 2 | 2 | 2 | 1 | 0 | 4 |
| 09 | Tampa (A+) | 6-4 | 3.40 | 14 | 14 | 0 | 0 | 0 | 79.1 | 79 | 34 | 30 | 4 | 22 | 56 |
| | Trenton (AA) | 3-6 | 6.65 | 13 | 13 | 0 | 0 | 0 | 65.0 | 84 | 54 | 48 | 6 | 34 | 60 |
| 10 | Trenton (AA) | 3-2 | 4.79 | 8 | 8 | 0 | 0 | 0 | 41.1 | 35 | 22 | 22 | 2 | 38 | 26 |
| 11 | | | | | | | | | | | | | | | |
| 12 | GCL Yankees (R) | 1-0 | 0.00 | 3 | 2 | 0 | 0 | 0 | 5.2 | 3 | 0 | 0 | 0 | 1 | 7 |
| | Staten Island (A-) | 0-0 | 2.53 | 5 | 4 | 0 | 0 | 0 | 10.2 | 8 | 3 | 3 | 1 | 2 | 7 |
| | Tampa (A+) | 1-1 | 3.86 | 8 | 2 | 0 | 0 | 0 | 16.1 | 20 | 10 | 7 | 2 | 5 | 10 |
| 13 | Trenton (AA) | 2-1 | 2.76 | 27 | 4 | 0 | 0 | 2 | 65.1 | 57 | 27 | 20 | 1 | 39 | 57 |
| 14 | Scranton/WB (AAA) | 0-4 | 6.68 | 11 | 5 | 0 | 0 | 0 | 31.0 | 37 | 24 | 23 | 2 | 22 | 24 |
| | Trenton (AA) | 5-6 | 3.39 | 15 | 15 | 0 | 0 | 0 | 79.2 | 72 | 42 | 30 | 8 | 27 | 68 |
| | MiLB Totals (7 seasons) | 21-24 | 4.19 | 105 | 68 | 0 | 0 | 2 | 397.1 | 397 | 218 | 185 | 27 | 180 | 319 |

CAREER TRANSACTIONS...Selected in the first round (44th pick overall -- Comp. Round A) of the 2008 draft by the New York Yankees out of Stanford...Signed by the Pirates as a free agent on November 17, 2014

CURVE CUTS...Attended Stanford University where he was 3-3 with a 2.09 ERA during his junior season...Led the team in ERA that season...Got the starting nod in the first game of the College World Series vs. Florida State in 2008 (ND, 5.0 IP, 1 ER)...Earned Cape Cod League All-Star honors while playing for Wareham Gatemen in '06...Member of the USA Junior National Team in 2005...Entered the 2009 season as the ninth-best prospect in the Yankees' organization according to *Baseball America* after ranking at No. 11 in 2008...Was rated as the 26th-best prospect in the system by BA in 2010

2014...Began the year in Trenton as a starter for the Thunder and made 12 starts before receiving his first promotion to Triple-A...Was 4-5 with a 3.51 ERA in the 12 starts before the promotion...Five of the 12 starts were quality starts...Blanked Richmond on 5/23 over seven innings (4 H, 0 R, 10 K)...Was 2-2 with a 2.39 ERA in six starts during May...Was the E.L. Pitcher of the Week for the Week of May 19-25...First five appearances in Triple-A came as a starter...Allowed at least three runs in each of his first four starts...Moved to bullpen in mid July for the remainder of time with RailRiders...Did not permit a run in three of his final four appearances in Triple-A...Assigned back to Trenton to start and made final three appearances as a starter...Went 1-1 over the three outings (4 ER, 13.0 IP)

2013...Spent the entire season with Trenton and was used primarily as a reliever...Was 1-1 with a 2.84 ERA in 23 games out of the bullpen (1-0, 2.45 ERA in four spot starts)...Was dominant at home with a 1.15 ERA in 11 games (4.24 ERA in 16 road games)...Did not allow a run in six straight appearances from 5/26-6/19 (8.1 IP)...Longest start of the year came in final appearance vs. Harrisburg on 8/13 (5.0 IP, 1 R, 0 ER)

2012...Played across three levels coming back from a missed season in 2011...Did not pitch in live game action until late June with three appearances for GCL Yankees...Continued the comeback trail with five appearances (four starts) with Staten Island...Made final eight appearances (two starts) with Tampa to end the year...Allowed at least one run in five of his eight games with Tampa

2011...Missed the entire season after recovering from surgery to repair a torn labrum during the 2010 season

2010...Made eight starts to begin the season with Trenton (three quality starts) before going on the DL with shoulder issues and having surgery to repair a torn labrum

2009...Began his first full pro season with High-A Tampa as a starter and made 14 starts...Went a season-best seven innings twice (5/17 & 6/12)...Did not allow a run over 12 innings in two starts from 6/7-12...A solid June (3-1, 2.31 ERA, 4 starts) earned him a promotion to Double-A Trenton...Final 13 starts of the season came in Double-A...Went at least six innings in five of the 13 starts...Spun seven shutout innings versus the Curve on 7/31 and struck out five

2008...Made one start with Staten Island after signing following the draft...Made one appearance for the SI Yankees in the post-season (four scoreless innings)...Pitched in the Hawaiian Baseball League following the season for Waikiki BeachBoys...Went 3-1 with a 1.77 ERA in seven starts for Waikiki...Named a HWB post-season All-Star with Waikiki





WILFREDO BOSCAN

RIGHT-HANDED PITCHER



HEIGHT | WEIGHT:
6-2 | 175

BORN:
October 26, 1989 (25)

BIRTHPLACE:
Maracaibo, Venezuela

RESIDES:
Maracaibo, Venezuela

BATS | THROWS:
Right | Right

ACQUIRED:
Free agent (12/23/14)

Altoona

GAME HIGHS

IP (START):
8.0, 2x, last - 8/27/10 (BAK @ IE)

IP (RELIEF):
5.0, 2x, last - 5/27/14 (POR v. NBR)

RUNS ALLOWED:
8/22/10 (BAK v. IE)

WALKS:
6, 8/22/10 (BAK v. IE)

STRIKEOUTS:
11, 6/28/10 (BAK @ STK)

MOST HITS:
11, 3x, last - 7/20/11 (MB v. WIL)

CAREER TRANSACTIONS...Signed as a non-drafted free agent by the Texas Rangers on July 10, 2006...Acquired by the San Diego Padres as the PTBNL to complete trade for RHP Cory Burns on December 6, 2012...Released at the end of 2013 season...Signed by Boston on March 20, 2014...Signed by as a minor league Pittsburgh on December 23, 2014

CURVE CUTS...Was ranked as the No. 8 prospect in the Texas system according to *Baseball America* in 2008 and No. 27 in 2009...Named a Northwest League post-season All-Star in 2008 while pitching with Spokane...Also tabbed by *Baseball America* as a short-season All-Star during the same season...At the end of the year, was tabbed as the Northwest League's sixth-best prospect according to *BA*

2014...Was signed late in Spring Training by the Boston Red Sox and made two relief appearances with Triple-A Pawtucket...Missed the next month and then appeared back in game action on May 21 with Double-A Portland...Was used primarily as a reliever with the Sea Dogs (20 games, 15 relief outings)...Pitched very well at Hadlock Field (at home) with a 2.65 ERA compared to a 5.68 ERA on the road...Went 1-4 boasting a 3.43 ERA in 15 games from the pen (0-3, 4.63 ERA as a starter)...Final five outings of the year were scoreless (9.0 IP)

2013...Opened season in San Diego Padres organization and started with Double-A San Antonio as a starter...Made four starts before being promoted to Triple-A for the first time in his career...Lost Triple-A debut on 4/30 @ Tacoma but pitched well (5.0 IP, 1 R)...Turned in a quality start on 5/24 vs. SAC (6.0 IP, 2 R) for best start in AAA...Moved to bullpen from 6/4-6/22 before making final Triple-A appearance as a starter on 6/27...Assigned back to San Antonio two days later and pitched a scoreless inning before a shoulder strain sidelined him for the rest of the season

2012...Spent the entire year at Double-A Frisco where he was used mostly as a reliever...Pitched much better at home (3-1, 2.39, 17 G) than on the road (4-4, 5.11, 17 G)...Had three scoreless outings from 4/26-5/5 (6.1 IP)...Made first 25 appearances as a reliever before his final nine games were as a starter (3-2, 3.74 ERA as a starter)...Pitched six scoreless innings on 8/15 vs. Tulsa...Three of his nine starts were quality starts

2011...Started the year in Double-A Frisco but struggled through first five starts and was reassigned to Advanced-A Myrtle Beach...Spent the remainder of the year in Myrtle...Six of his 20 starts were quality starts

2010...Pitched the entire season with Advanced-A Bakersfield as a starter...Made 27 starts for the Blaze...Whiffed a season-best 11 batters on June 28 at Stockton while dishing eight shutout innings...Was named Pitcher of the Week the following week for his outing...Went eight innings again (this time in a loss) on 8/27 at Inland Empire (2 R, 1 ER)...10 of his 27 starts were of seven innings or more...Had best success in June (2-1, 2.96 ERA in four starts)

2009...Made 21 starts and appeared in 23 games for Low-A Hickory, where he spent the entire season...Had a three-start stretch where he went 3-0 with 18.0 scoreless innings (4/15-5/27)...Missed some time at the end of April and into May...Was 4-3 with a 2.25 ERA in eight starts before the All-Star break

2008...Spent the entire season with short-season Spokane and enjoyed a terrific season in his first year stateside...Won his first eight decisions, including his first six appearances of the season (five as a starter)...Struck out 70 and walked just 11 in 69.1 innings on the year...Was named a *Baseball America* short-season All-Star as well as a Northwest League Post-Season All-Star for his efforts with Spokane

2007...Made 13 appearances (eight starts) in the Dominican Summer League...Whiffed 10 batters while pitching seven innings of one-run ball (unearned) in a no decision on June 25...Had a 0.61 ERA in his six games (four starts) at home

| YR | CLUB | W-L | ERA | G | GS | CG | SHO | SV | IP | H | R | ER | HR | BB | SO |
|------------------------|-------------------|-------|------|-----|-----|----|-----|----|-------|-----|-----|-----|----|-----|-----|
| 07 | DSL Rangers 1 (R) | 2-1 | 1.75 | 13 | 8 | 0 | 0 | 0 | 56.2 | 42 | 14 | 11 | 1 | 13 | 61 |
| 08 | Spokane (A-) | 9-1 | 3.12 | 15 | 12 | 0 | 0 | 0 | 69.1 | 66 | 30 | 24 | 4 | 11 | 70 |
| 09 | Hickory (A) | 6-8 | 3.59 | 23 | 21 | 0 | 0 | 0 | 105.1 | 105 | 57 | 42 | 7 | 19 | 59 |
| 10 | Bakersfield (A+) | 9-14 | 4.67 | 27 | 27 | 1 | 0 | 0 | 163.2 | 189 | 93 | 85 | 17 | 40 | 130 |
| 11 | Frisco (AA) | 1-3 | 6.95 | 5 | 5 | 0 | 0 | 0 | 22.0 | 30 | 20 | 17 | 5 | 8 | 15 |
| | Myrtle Beach (A+) | 4-12 | 4.69 | 22 | 20 | 0 | 0 | 0 | 119.0 | 144 | 74 | 62 | 11 | 30 | 72 |
| 12 | Frisco (AA) | 7-5 | 3.75 | 34 | 9 | 0 | 0 | 0 | 98.1 | 92 | 45 | 41 | 10 | 28 | 89 |
| 13 | Tucson (AAA) | 1-3 | 6.70 | 14 | 6 | 0 | 0 | 1 | 43.0 | 61 | 35 | 32 | 9 | 10 | 22 |
| | San Antonio (AA) | 0-1 | 4.26 | 5 | 4 | 0 | 0 | 0 | 19.0 | 21 | 11 | 9 | 3 | 7 | 11 |
| 14 | Pawtucket (AAA) | 2-0 | 0.00 | 2 | 0 | 0 | 0 | 0 | 3.2 | 0 | 0 | 0 | 0 | 2 | 4 |
| | Portland (AA) | 1-7 | 3.88 | 20 | 5 | 0 | 0 | 1 | 62.2 | 75 | 38 | 27 | 6 | 15 | 44 |
| MLB Totals (8 seasons) | | 42-55 | 4.13 | 180 | 117 | 1 | 0 | 2 | 762.2 | 825 | 417 | 350 | 73 | 183 | 577 |





KELSON BROWN

INFIELDER



HEIGHT | WEIGHT:
6-2 | 187

BORN:
November 7, 1987 (27)

BIRTHPLACE:
La Cañada, Calif.

RESIDES:
La Cañada, Calif.

BATS | THROWS:
Right | Right

ACQUIRED:
34th Round (2010)



GAME HIGHS

HITS:

4, 2x, last - 9/3/12 (ALT @ ERI)

RUNS:

4, 6/25/12 (ALT v. AKR)

HOME RUNS:

2, 6/25/12 (ALT v. AKR)

RBI:

3, 3x, last - 8/31/10 (SC @ BAT)

STOLEN BASES:

2, 8/21/14 (ALT @ AKR)

HITTING STREAK

9 games, 8/25-9/3/10 (SC)

CAREER TRANSACTIONS...Selected by the Pittsburgh Pirates in the 34th round of the 2010 draft out of Linfield (Ore.) College

CURVE CUTS...Played for former MLB infielder and three-time World Series Champion Scott Brosius while at Linfield College...Was the first player drafted out of Linfield since Brian Barnett was taken by the Toronto Blue Jays in 1997 (17th round)...Hit a team best .443 (third-best all-time at Linfield) during his 2010 campaign for the Wildcats...Set club records during the same season for hits (89), doubles (27), RBI (72) and total bases (147)...Team won a school-record 37 games that season...First team ABCA All-America shortstop as a senior...West Region and Northwest Conference Player of the Year in '10...Won the NWC Player of the Week award twice during his senior season...Two-time Rio Honda League All-Star while playing high school ball at La Cañada (Calif.) HS...Parents both work at the NASA Jet Propulsion Laboratory in Pasadena, Calif.

2014...Spent entire season with Double-A Altoona for the third consecutive year...Set career-high batting average (.295) but set career-low in games played (51)...Played five defensive positions for the Curve (1B, 2B, 3B, LF, RF)...Played in a season-high 20 games in August, posting a .327 average for the month...Had a season-high three hits with a triple against Bowie the final series of the season on 8/29

2013...Played for the Pirates in the Pirates-Curve Exhibition game on 3/30...Assigned to the Altoona roster on 4/16...Grabbed first start on 4/17 (2-for-3)... Scored three runs on 4/20 @ HAR (2)...Drove home the go-ahead runs in the bottom of the third inning 5/11 vs. RIC (2)... Appeared as a reliever on 5/26 vs. RIC tossed a scoreless eighth inning while issuing one walk...Batted .187 in 75 at bats before the All-Star Break...Enjoyed best month in July (.241 in 12 games)

2012...Made Double-A debut on 4/7 vs. ERI (0-for-3)...Got first Double-A hit on 4/13 @ RIC...Had multi-hit game on 4/14...Had hits in eight straight from 4/29 to 5/16 with eight RBI (13-for-25)...Fell HR shy of the cycle on 5/16 @ BOW... Batted .395 in May (1 2B, 1 3B, 9 RBI)... Hit first two professional HRs in back-to-back at bats 6/25 vs. AKR after playing first 185 games (582 ABs) without a homer... Saw first game action since 6/28 on 7/6 vs. REA as a pinch hitter...Hit in the helmet with a pitch back on 6/28...Had a season-best four hits in final game of the season on 9/3...Batted .531 in 32 at bats while playing shortstop (17-for-32) while batting .206 in 34 ABs as a second baseman and .232 in 69 at third...Hit .342 on the road in 30 games

2011...Jumped to High-A Bradenton for his first assignment at the full-season level...Saw first game action as a defensive replacement on 4/8...Grabbed first hit on 4/13 vs. JUP...Hit safely in four straight games from 4/13 to 4/18...Had first three-hit game of the season on 6/3 vs. BRV...Collected hits in six straight contests from 6/8 to 6/22...Had his best success across June (12 G, .324, 12-37) and July (23 G, .312, 24-77) and was hitting a season-best .269 after game on 7/31...Finished the season 19-for-78 over his last 24 games (.244) to end the season at .262...Batted .270 in 51 games in the second half overall...Played at nearly every defensive position in 2011 except for catcher and center field...Hit .282 with RISP (22-for-78)...Excelled against RHP (.282 in 181 AB)

2010...Began his first professional assignment with short season State College after being drafted out of Linfield...Hit safely in first five games as a professional and 10 of his first 12...Overall, hit .348 in June before batting .247 in 20 games during July...Had a four-hit day on 7/12 vs. VER (4-for-6, 2B, RBI, R)...Finished the season strong with a .346 average in 52 at bats after the NYPL All-Star Game...Hit .315 (23-for-73) with RISP...Had multi-hit efforts in 18 of his 62 games played...Hit both RHP and LHP equally (.295 vs. LHP in 61 AB versus .293 vs. RHP in 164 AB)

TRIPLE PLAY BASEBALL

On May 27, 2010 in Akron, the Altoona Curve turned the second-ever triple play in franchise history. Previously, the lone triple play in team history occurred on May 3, 2001. In 2010, Chase d'Arnaud caught a line drive off the bat of John Drennen, stepped on second and threw to first to get an innings worth of work complete in a matter of moments.

| YR | CLUB | AVG | G | AB | R | H | 2B | 3B | HR | RBI | BB | SO | SB | CS | E |
|-------------------------|--------------------|------|-----|-----|-----|-----|----|----|----|-----|----|-----|----|----|----|
| 10 | State College (A-) | .293 | 62 | 225 | 34 | 66 | 12 | 3 | 0 | 26 | 18 | 31 | 3 | 1 | 3 |
| 11 | Bradenton (A+) | .262 | 84 | 260 | 29 | 68 | 10 | 2 | 0 | 27 | 14 | 35 | 4 | 1 | 16 |
| 12 | Altoona (AA) | .290 | 56 | 138 | 20 | 40 | 6 | 1 | 2 | 19 | 13 | 23 | 3 | 2 | 8 |
| 13 | Altoona (AA) | .192 | 53 | 104 | 13 | 20 | 3 | 0 | 0 | 5 | 12 | 16 | 4 | 1 | 1 |
| 14 | Altoona (AA) | .295 | 51 | 129 | 8 | 38 | 3 | 1 | 0 | 8 | 4 | 18 | 3 | 2 | 3 |
| MiLB Totals (5 seasons) | | .271 | 306 | 856 | 104 | 232 | 34 | 7 | 2 | 85 | 61 | 123 | 17 | 7 | 31 |





KEON BROXTON

OUTFIELDER



@KeonDDBroxton

HEIGHT | WEIGHT:

6-3 | 195

BORN:

May 7, 1990 (24)

BIRTHPLACE:

Lakeland, Fla.

RESIDES:

Lakeland, Fla.

BATS | THROWS:

Right | Right

ACQUIRED:

Trade - ARI (3/27/14)

Altoona

GAME HIGHS

HITS:

4, 3x, last - 8/19/14 (ALT @ AKR)

RUNS:

4, 4/22/10 (SB v. BG)

HOME RUNS:

2, 3x, last - 8/19/14 (ALT @ AKR)

RBI:

6, 8/23/11 (VIS v. HD)

STOLEN BASES:

2, 9x, last - 8/31/14 (ALT @ BOW)

HITTING STREAK

9 games, 3x, last - 5/2-5/9/14 (ALT)

CAREER TRANSACTIONS...Selected by the Philadelphia Phillies in the 29th round of the 2008 draft out of Lakeland (Fla.) Senior HS (did not sign)...Selected in the third round of the 2009 draft by the Arizona Diamondbacks out of Santa Fe Community College (Fla.)... Acquired by Pirates on March 27, 2014 for a PTBNL from the Arizona Diamondbacks

CURVE CUTS...Went to same high school as former Curve OF Evan Chambers and played with Chambers while at Lakeland Senior HS...Writes Chambers' initials "EC" in the batter's circle upon entering the batter's box...Enters the 2015 season ranked as the Best Defensive Outfielder in the Pirates' system by *Baseball America*...

2014...Traded to Pittsburgh Pirates from Arizona Diamondbacks on 3/27...Was Altoona's Opening Day left fielder on 4/5 vs. ERI (1)...Went 3-for-4 with a double and a run on 5/2 vs. AKR...Belted first home run of season on 5/4 vs. AKR...Tied career-high with a pair of home runs on 5/8 @ AKR...Had a nine-game hitting streak that ran from 5/2-5/9 (.516 (16-for-31) during streak)...Had four straight multi-hit games 5/6-5/9...Had 10-game on-base streak from 5/2-10...Batted .374 in May with eight doubles, four triples, four home runs, and 18 runs scored (14 more than April)...Reached base in ten straight games from 5/28-6/7... Was ejected from game on 6/18 @ NH after benches cleared and an on-field altercation... Received three-game suspension and fine for role in incident...Blasted first home run since 5/13 on 7/1 @ BOW...Reached base safely in 16 straight games from 6/30-7/13...Hit a solo home run to lead off second on 7/23 @ NBR and started back-to-back-to-back home runs with Gift Ngoepe & Carlos Paulino...Had a huge day at the plate on 8/19 @ AKR (4-for-4, 2 HR, 4 RBI, 2 R) and followed that performance with a 2-for-3 game the next day with a home run and a triple (3 RBI, 2 R)...Named Eastern League Player of the Week for week of 8/18-25 after hitting .500 with three home runs, nine RBI, and six runs scored...Did not commit an error for 56 consecutive games from 6/21 (1) to 8/28...Reached base safely in 19 consecutive games to end the season (streak started on 8/10 @ REA)...Hit .349 in August in 26 games and .319 in 135 AB following the break (.254 in 272 AB before it)...Also smashed eight of his 15 homers after the break...His nine triples were tied for second-most in the circuit

2013...Spent the entire season at Double-A Mobile (Southern League), his first taste of the Double-A level...Didn't begin his season until just after the beginning of May...Hit first Double-A home run on 5/12 vs. JAX...Grabbed a pair of home runs on 5/20 @ PNS...Grabbed Southern League Player of the Week honors for the week of May 20-26 (.400, 10-for-25, 4 2B, 3 HR, 8 RBI)...Went on to hit .267 in 39 games in the first half of the year (hit .206 in 62 games after)...Played winter ball for the Sydney Blue Sox (Australian Baseball League) following the season...Hit .231 with seven doubles, two home runs and 11 stolen bases in 39 games

2012...Had a breakout season in Advanced-A with Visalia...Had a nine-game hitting streak from 6/10-22 to raise average from .213 to .243...Hit .238 in 64 games with eight homers in the first half...Bounced back for a big second half, hitting .293 in 66 games with 11 home runs and 34 RBI...Ended his season on a high note with a .333 average in 28 games during August (six home runs, 19 RBI)...Was actually promoted to Triple-A Reno during the playoffs and went on to play in five playoffs games for the Aces...Went 1-for-10 with a pair of runs scored

2011...Started his second straight season in Low-A South Bend...Played in 20 games for the Silver Hawks before getting bumped up to Advanced-A Visalia at the end of April...Hit .219 in his first 42 games before batting .272 in his last 68...Five of his seven home runs with the Rawhide and 30 of his 44 RBI came in his last 68 games (second half)...Had best month of the year in August (.286, 4 HR, 17 RBI in 28 games)...Reached base in 24 straight games from 7/30-8/24 (.300, 4 HR, 14 RBI)...Drove in a career-high six runs on 8/23 vs. HD

2010...Spent first full pro season with Low-A South Bend, playing in 133 games...Hit safely in six straight games from 4/17-23...Grabbed a four-hit game on June 19 (was 4-for-4)... Drove in four runs on 7/19 at Clinton...Ran off an eight-game hit streak from 7/30-8/6... Finished the season leading the league in at bats (531) and triples (19)

2009...Played in 72 games with Missoula after signing...Was an iron man, playing in 72 of the team's 76 games...Hit first pro homer on 6/28 vs. Helena...Rattled off a nine-game hitting streak from 7/26-8/3...Ranked among league leaders in extra-base hits (31, 5th) & triples (nine, 1st)

| YR | CLUB | AVG | G | AB | R | H | 2B | 3B | HR | RBI | BB | SO | SB | CS | E |
|-------------------------|----------------|------|-----|------|-----|-----|-----|----|----|-----|-----|-----|-----|----|----|
| 09 | Missoula (R) | .246 | 72 | 272 | 38 | 67 | 11 | 9 | 11 | 37 | 19 | 93 | 6 | 1 | 4 |
| 10 | South Bend (A) | .228 | 133 | 531 | 74 | 121 | 17 | 19 | 5 | 32 | 65 | 172 | 21 | 13 | 7 |
| 11 | South Bend (A) | .231 | 20 | 78 | 8 | 18 | 0 | 2 | 0 | 1 | 7 | 30 | 6 | 4 | 0 |
| | Visalia (A+) | .251 | 110 | 406 | 69 | 102 | 14 | 5 | 7 | 44 | 62 | 142 | 27 | 8 | 5 |
| 12 | Visalia (A+) | .267 | 130 | 490 | 84 | 131 | 24 | 1 | 19 | 62 | 40 | 136 | 21 | 8 | 6 |
| 13 | Mobile (AA) | .231 | 101 | 334 | 40 | 77 | 13 | 3 | 8 | 41 | 30 | 116 | 5 | 1 | 9 |
| 14 | Altoona (AA) | .275 | 127 | 407 | 67 | 112 | 22 | 9 | 15 | 52 | 59 | 122 | 25 | 6 | 3 |
| MiLB Totals (6 seasons) | | .249 | 693 | 2518 | 380 | 628 | 101 | 48 | 65 | 269 | 282 | 811 | 111 | 41 | 34 |





ORLANDO CASTRO

LEFT-HANDED PITCHER



HEIGHT | WEIGHT:

5-11 | 202

BORN:

March 17, 1992

BIRTHPLACE:

San Pedro Sula, Honduras

RESIDES:

San Pedro Sula, Honduras

BATS | THROWS:

Left | Left

ACQUIRED:

NDFA (9/20/09)



GAME HIGHS

IP (START):

7.0, 3x, last - 6/25/14 (BRD v. JUP)

IP (RELIEF):

5.0, 4/30/12 (WVA v. GBO)

RUNS ALLOWED:

7, 7/11/14 (ALT @ HAR)

WALKS:

3, 3x, last - 6/28/13 (BRD @ CHA)

STRIKEOUTS:

8, 6/20/11 (GCL PIR v. GCL BRA)

MOST HITS:

12, 6/5/14 (BRD @ BRV)

CAREER TRANSACTIONS...Signed by the Pittsburgh Pirates as an international free agent on September 20, 2009

2014...Began season as member of the A-Adv. Bradenton starting rotation...Compiled seven strikeouts on 4/6 against Charlotte...Went 1-2 with a 2.36 ERA in May, lowering his season ERA to 2.77...Went 3-0 with an 0.76 ERA in final four starts with Bradenton...Promoted to Altoona...Struggled in two starts for the Curve, allowing 10 earned runs in 8.0 innings...Put on the disabled list with shoulder soreness for the rest of the year...Had surgery and is not expected to return until at least May 2015

2013...Began season with Class-A West Virginia rotation...Had a 1.67 ERA in five April starts...Had seven strikeouts on 5/3 against Greensboro...Promoted to A-Adv. Bradenton on 6/22...Made four starts, posting a 1-1 record with a 6.00 ERA...Missed two weeks with an injury in July before returning as a member of the Bradenton bullpen...Posted a 2.25 ERA in nine relief outings to finish the year

2012...Began season pitching from the Class-A West Virginia bullpen...Went 1-for-2 in save chances...Earned his first win of the year with 5.0 relief innings against Greensboro...Posted an 8.16 ERA in May across six appearances...Sent back to extended spring training to begin June...Promoted to State College on 7/30...Went 1-0 in three appearances without allowing a run in return to New York-Penn League...Promoted back to Class-A West Virginia on 8/11...Did not allow a run in five of his six appearances...Went 2-0 with a 2.03 ERA in his return to the South Atlantic League to finish the season

2011...Began season in extended spring training...Promoted to Class-A West Virginia for a fill-in relief appearance on 6/13...Pitched 3.0 scoreless innings against Greensboro...Joined GCL Pirates on 6/20...Set a career high with eight strikeouts on 6/25 against GCL Braves...Allowed two earned runs in 25.0 innings across five starts...Promoted to State College on 7/18...Pitched 4.0 scoreless relief innings in first New York-Penn League appearance to earn a win...Promoted back to Class-A West Virginia on 8/15...Earned first career save on 8/19 after three scoreless innings against Delmarva...Made six appearances in his return to the South Atlantic League, all out of the bullpen

2010...Assigned to Venezuelan Summer League Pirates...Made professional debut on 5/17 against VSL Mariners, working one scoreless inning...Earned first professional win on 6/7 against VSL Mariners...Did not allow a run over his first six professional appearances, a span covering more than 20 innings

| YR | CLUB | W-L | ERA | G | GS | CG | SHO | SV | IP | H | R | ER | HR | BB | SO |
|-------------------------|---------------------|-------|-------|----|----|----|-----|----|-------|-----|-----|-----|----|----|-----|
| 10 | VSL Pirates (F-Rk.) | 6-0 | 1.17 | 13 | 11 | 0 | 0 | 0 | 54.0 | 35 | 8 | 7 | 0 | 14 | 34 |
| 11 | GCL Pirates (R) | 2-0 | 0.72 | 5 | 5 | 0 | 0 | 0 | 25.0 | 19 | 3 | 2 | 0 | 4 | 22 |
| | State College (A-) | 2-0 | 4.76 | 6 | 0 | 0 | 0 | 0 | 17.0 | 20 | 9 | 9 | 0 | 2 | 11 |
| | West Virginia (A) | 1-0 | 4.11 | 7 | 0 | 0 | 0 | 1 | 15.1 | 17 | 8 | 7 | 4 | 9 | 7 |
| 12 | State College (A-) | 1-0 | 0.00 | 3 | 0 | 0 | 0 | 0 | 6.2 | 5 | 0 | 0 | 0 | 1 | 6 |
| | West Virginia (A) | 4-6 | 4.76 | 18 | 1 | 0 | 0 | 1 | 45.1 | 48 | 28 | 24 | 3 | 17 | 42 |
| 13 | West Virginia (A) | 7-4 | 1.93 | 13 | 13 | 0 | 0 | 0 | 74.2 | 65 | 19 | 16 | 3 | 6 | 63 |
| | Bradenton (A+) | 2-3 | 4.32 | 13 | 4 | 0 | 0 | 1 | 33.1 | 39 | 18 | 16 | 3 | 11 | 21 |
| 14 | Bradenton (A+) | 6-4 | 3.17 | 17 | 16 | 0 | 0 | 0 | 33.2 | 39 | 33 | 33 | 5 | 11 | 68 |
| | Altoona (AA) | 0-0 | 1.125 | 2 | 2 | 0 | 0 | 0 | 8.0 | 13 | 10 | 10 | 1 | 4 | 8 |
| MiLB Totals (5 seasons) | | 31-17 | 2.99 | 97 | 52 | 0 | 0 | 3 | 373.0 | 340 | 136 | 124 | 21 | 79 | 282 |





JASON CREASY

RIGHT-HANDED PITCHER



@creasyboy21

HEIGHT | WEIGHT:
6-3 | 216

BORN:
May 13, 1992 (22)

BIRTHPLACE:
Raleigh, N.C.

RESIDES:
Clayton, N.C.

BATS | THROWS:
Right | Right

ACQUIRED:
8th Round (2011)

Altoona

GAME HIGHS

IP (START):
7.2, 7/23/14 (BRD v. DUN)

IP (RELIEF):
6.0, 8/29/14 (BRD @ CHA)

RUNS ALLOWED:
7, 7/17/14 (BRD v. CLR)(2)

WALKS:
3, 3x, last - 8/14/14 (BRD @ JUP)

STRIKEOUTS:
8, 2x, last - 7/4/14 (BRD @ PMB)

MOST HITS:
11, 8/8/14 (BRD v. JUP)

CAREER TRANSACTIONS...Selected by the Pittsburgh Pirates in the 8th round of the 2011 draft from Clayton High School

CURVE CUTS...Committed to play at North Carolina State before signing with the Pirates... No. 40 high school baseball prospect in the state of North Carolina...Won Greater Neuse River 4-A Conference championship and league Pitcher of the Year Award in 2011 as a senior...Posted a 7-1 record with a 1.43 ERA and 68 strikeouts during senior season... Helped take Comets to the third round of the North Carolina 4-A playoffs

2014...Spent entire season with A-Adv. Bradenton...Had best month of the season in July, going 2-2 with a 2.52 ERA in six starts...Tied a career high with eight strikeouts on 7/4 against Palm Beach...Pitched a career-high 7.2 innings on 7/23 against Dunedin...In six day-game starts, posted a 3-1 record with an 0.50 ERA in 36.1 IP...Went at least five innings in all but nine of his 27 starts...Went at least six innings in nearly half of his starts (13-of-27)

2013...Spent entire season with Class-A West Virginia...Began season as a relief pitcher... Earned first professional win on 4/14 in a relief outing against Asheville...Converted first career save on 5/3 against Greensboro with a perfect ninth inning...Made first start of the season on 5/11 against Lexington and did not earn a decision after lasting three innings... Joined starting rotation on 6/24 for 11 starts...Had a then-career high eight strikeouts in 6.0 IP on 8/15 against Greensboro...Pitched a then career-high 7.0 innings in a win against Asheville on 8/27...Posted a 1.95 ERA in 64.2 IP in the second half of the season...Went 4-1 with a 1.59 ERA in six games (5 starts) in the month of August with 31 strikeouts and just four walks in 34.0 innings

2012...Spent entire season with State College...Started in all 14 appearances...Pitched 5.0 innings in four straight starts from 7/3-7/21...Recorded a then-career high six strikeouts on 7/3 against Batavia...Worked a 0.91 GO/AO ratio but only surrendered three home runs during the season, and none after 7/21

2011...Selected by the Pittsburgh Pirates in the eighth round of the draft...Signed with Pittsburgh on July 13...Joined GCL Pirates on 7/28...Made professional debut on 7/28 with one scoreless inning against the GCL Tigers and one strikeout...Made first career start on 8/3 against the GCL Yankees, working 2.0 scoreless innings while allowing two hits...Closed his season with 2.1 innings in a start against the GCL Tigers, allowing three runs (one earned) on five hits with two walks and a strikeout


BA's TOP-30 PIRATES PROSPECTS

Each season *Baseball America* ranks the Top-30 prospects in each organization entering the season. The 2015 list is as follows:

| | | | |
|---------|----------------------|---------|------------------------|
| 1..... | Tyler Glasnow, RHP | 16..... | John Holdzkorn, RHP |
| 2..... | Jameson Taillon, RHP | 17..... | Casey Sadler, RHP |
| 3..... | Austin Meadows, OF | 18..... | Buddy Borden, RHP |
| 4..... | Josh Bell, OF/1B | 19..... | Gage Hinsz, RHP |
| 5..... | Reese McGuire, C | 20..... | Clay Holmes, RHP |
| 6..... | Nick Kingham, RHP | 21..... | Stetson Allie, 1B |
| 7..... | Alen Hanson, SS/2B | 22..... | Wyatt Mathisen, 3B |
| 8..... | Cole Tucker, SS | 23..... | Barrett Barnes, OF |
| 9..... | Mitch Keller, RHP | 24..... | Cody Dickson, LHP |
| 10..... | Harold Ramirez, OF | 25..... | Connor Joe, OF |
| 11..... | Elias Diaz, C | 26..... | Luis Heredia, RHP |
| 12..... | Willy Garcia, OF | 27..... | Stolmy Pimentel, RHP |
| 13..... | JaCoby Jones, SS | 28..... | Chad Kuhl, RHP |
| 14..... | Trey Supak, RHP | 29..... | Tito Polo, OF |
| 15..... | Adrian Sampson, RHP | 30..... | Michael de la Cruz, OF |

| YR | CLUB | W-L | ERA | G | GS | CG | SHO | SV | IP | H | R | ER | HR | BB | SO |
|-------------------------|--------------------|-------|------|----|----|----|-----|----|-------|-----|-----|-----|----|----|-----|
| 11 | GCL Pirates (R) | 0-0 | 1.69 | 3 | 2 | 0 | 0 | 0 | 5.1 | 7 | 3 | 1 | 0 | 3 | 3 |
| 12 | State College (A-) | 0-5 | 5.63 | 14 | 14 | 0 | 0 | 0 | 54.1 | 66 | 39 | 34 | 3 | 20 | 29 |
| 13 | West Virginia (A) | 6-4 | 2.74 | 32 | 13 | 0 | 0 | 3 | 108.1 | 106 | 43 | 33 | 7 | 24 | 96 |
| 14 | Bradenton (A) | 8-9 | 3.93 | 28 | 27 | 0 | 0 | 0 | 148.2 | 165 | 75 | 65 | 13 | 22 | 100 |
| MiLB Totals (4 seasons) | | 14-18 | 3.78 | 77 | 56 | 0 | 0 | 3 | 316.2 | 344 | 160 | 133 | 23 | 69 | 228 |





ZACK DODSON

LEFT-HANDED PITCHER



@Doddie011

HEIGHT | WEIGHT:
6-0 | 203

BORN:
July 23, 1990 (24)

BIRTHPLACE:
San Antonio, Texas

RESIDES:
Natalia, Texas

BATS | THROWS:
Left | Left

ACQUIRED:
4th Round (2009)

Altoona

GAME HIGHS

IP (START):
7.0, 5x, last - 8/29/14 (ALT @ BOW)

IP (RELIEF):
5.0, 6/10/13 (BRD @ LAK)

RUNS ALLOWED:
8, 2x, last - 7/8/14 (ALT v. ERI)

WALKS:
7, 7/21/14 (ALT @ NBR)

STRIKEOUTS:
9, 8/17/14 (ALT @ ERI)

MOST HITS:
10, 5/2/12 (WVA @ ASH)

CAREER TRANSACTIONS...Selected by the Pittsburgh Pirates in the 4th round of 2009 MLB Draft from Medina Valley (Texas) High School

CURVE CUTS...Went 10-0 with two saves and a 1.20 ERA in 16 games as a senior at Medina Valley...In high school, hit .465 with 11 home runs senior year...Was committed to Baylor University before signing with Pirates

2014...Spent entire season with Double-A Altoona...Went 4-8 with a 4.42 ERA...Finished season with a career-highs in games (24), starts (23), innings pitched (488.2), walks (46), and strikeouts (76)...Needed to get some work in after a pair of early season rainouts so he appeared out of the bullpen on 4/6 vs. ERI (1.0 IP, 1 H)...Made first start of season three days later on 4/9 vs. AKR (L, 4.0 IP, 5 R, 3 ER)...Was scheduled to be the starter on 4/21 vs. HAR but was pulled prior to the game due to an oblique strain...Placed on DL on April 22...Activated off DL on 5/13 and started @ BIN (3.0 IP, 4 H, 1 ER, BB, 2 K)...Surrendered a season-high seven runs (four earned) in loss on 6/3 vs. BIN...Earned first win since late May on 6/23 at NB (6.0 IP, 5 H, 2 R)...Posted a 2-2 record with a 3.10 ERA in final eight starts

2013...Spent bulk of season with Bradenton...Made first start on 5/5 @ DUN (5.0 IP, 5 H, 3 ER, 2 BB, 4 K) after returning from suspension...Collected first of three straight quality starts on 5/11 vs. CHA...Won first game on 5/22 vs. TAM (6 IP, 2 R)...Won three straight starts with a 2.62 ERA in from 7/17 to 7/27 and tallied three more quality starts...Promoted to Altoona and made only start 8/6 in loss @ BIN (4.0 IP, 8 H, 6 ER, 4 BB)...Transferred back to Bradenton and showcased best game of the season to collect fifth win on 8/11 @ CHA after tossing seven hitless innings...Was named Florida State League's Pitcher of the Week for efforts in win on 8/11...Finished August with best month statistically (2-1, 2.67 ERA, 27.0 IP)

2012...Started 21 games with West Virginia and finished with a 6-6 record and a 4.86 ERA in a suspension-shortened season...Earned first quality start of season but received a no-decision on 4/20 @ CSC after striking out a season-best eight (6.0 IP, 5 H, 0 ER, BB)...Grabbed first win on 4/26 vs. SAV...Finished first half of the season 1-5 with a 6.12 ERA in 13 starts...Began second half of year with two wins in June on 6/21 and 6/26 after throwing back-to-back quality starts...Did not allow an earned run on 7/6 vs. LWD over 6.0 innings (ND)...Posted wins in three of final four starts from 7/13 to 7/30 and had a 1.96 ERA in 23.0 IP...Tossed a seven-inning complete game on 7/13 @ ROM...Played last game on 7/30 and picked up win vs. HAG...Finished July with a 3-1 record and a 2.93 ERA in six starts...Owned a 5-1 record and 3.16 ERA in the second half...Missed all of August due to suspension


2011...Split time between West Virginia, the GCL, and State College...Tossed 5.0 scoreless innings to collect win in Power debut on 4/10...Lost two of next three starts but finished April with first quality start of season on 4/30 vs. GBO (6.0 IP, 1 ER)...Made final start with West Virginia on 5/12 in loss @ CSC and was transferred to GCL Pirates due to a broken hand...Played three games with GCL team from 6/29 to 7/9...Played four games with Spikes and went 0-1 with 4.58 ERA over 17.2 innings...Struck out season-best eight batters in last Spikes game on 7/30 vs. LOW (6 IP)...Promoted back to Power roster and finished season in West Virginia...Won first three starts after return to Power from 8/5 to 8/16 (1.50 ERA in 18 innings)...Won final game of season 9/1 @ DEL with 5.0 scoreless innings with two hits allowed...Finished second half with a 4-1 record and a 1.97 ERA in six starts

2010...Spent season with State College...Picked up first career win on 7/26 in relief @ MV...Final seven appearances were starts from 8/1 to 9/3...Tossed 5.0 hitless innings and picked up first win as a starter on 8/6 vs. SL...Took loss in next game on 8/11 @ LOW but struck out a season-high six...Lost final three games of season from 8/24 to 9/3 (13.2 innings, 2.63 ERA)

2009...Played one game with GCL Pirates after being drafted by Pittsburgh...Made professional debut 8/31 vs. BLU and pitched a perfect inning with one strikeout


| YR | CLUB | W-L | ERA | G | GS | CG | SHO | SV | IP | H | R | ER | HR | BB | SO |
|----|-------------------------|-------|-------|-----|----|----|-----|----|-------|-----|-----|-----|----|-----|-----|
| 09 | GCL Pirates (R) | 0-0 | 0.00 | 1 | 0 | 0 | 0 | 0 | 1.0 | 0 | 0 | 0 | 0 | 0 | 1 |
| 10 | State College (A-) | 2-6 | 4.84 | 15 | 13 | 0 | 0 | 0 | 57.2 | 57 | 34 | 31 | 2 | 27 | 41 |
| 11 | GCL Pirates (R) | 0-1 | 4.15 | 3 | 3 | 0 | 0 | 0 | 8.2 | 8 | 5 | 4 | 1 | 3 | 7 |
| | State College (A-) | 0-1 | 4.58 | 4 | 4 | 0 | 0 | 0 | 17.2 | 22 | 12 | 9 | 2 | 4 | 13 |
| | West Virginia (A) | 6-4 | 2.57 | 13 | 13 | 0 | 0 | 0 | 66.2 | 61 | 27 | 19 | 3 | 15 | 46 |
| 12 | West Virginia (A) | 6-6 | 4.86 | 21 | 21 | 1 | 0 | 0 | 100.0 | 111 | 66 | 54 | 12 | 40 | 67 |
| 13 | Altoona (AA) | 0-1 | 13.50 | 1 | 1 | 0 | 0 | 0 | 4.0 | 8 | 6 | 6 | 0 | 4 | 2 |
| | Bradenton (A+) | 6-8 | 4.40 | 21 | 20 | 0 | 0 | 0 | 110.1 | 111 | 64 | 54 | 11 | 37 | 53 |
| 14 | Altoona (AA) | 4-8 | 4.62 | 24 | 23 | 0 | 0 | 0 | 122.2 | 139 | 75 | 63 | 11 | 46 | 76 |
| | MiLB Totals (6 seasons) | 24-35 | 4.42 | 103 | 98 | 1 | 0 | 0 | 488.2 | 517 | 289 | 240 | 42 | 176 | 306 |





KAWIKA EMSLEY-PAI

CATCHER


@KawikaKuaili

HEIGHT | WEIGHT:
5-11 | 200

BORN:
September 3, 1988 (26)

BIRTHPLACE:
Bothell, Wash.

RESIDES:
Mill Creek, Wash.

BATS | THROWS:
Switch | Right

ACQUIRED:
FA - 1/14/11

Altoona

GAME HIGHS

HITS:

3, 5x, last - 7/30/11 (WVA v. LWD)

RUNS:

3, 6/21/13 (WVA v. LWD)

HOME RUNS:

1, 4x, last - 8/13/14 (WVA v. AUG)(2)

RBI:

4, 5/8/11 (WVA @ AUG)

STOLEN BASES:

1, many times

HITTING STREAK

6 games, 3x, last - 6/11-7/1/14 (WVA)

CAREER TRANSACTIONS...Selected by the Arizona Diamondbacks in the 10th round of the 2010 MLB Draft from Lewis-Clark State (Idaho) College...Signed by the Pittsburgh Pirates as a minor league free agent 1/14/11

CURVE CUTS...Named pronounced KUH-vee-KUH...Attended the University of Texas at Austin for freshman year of college in 2008 but later transferred to Lewis-Clark State College before the 2009 2009 season...Batted .283 in 49 games in first season with Warriors and saw his average increase to .342 in final year with program (40 games)

2014...Did not appear in game action until starting year on 4/29 with West Virginia...Spent roughly a month in Low-A before being promoted to Double-A in late May...Played in three games with the Curve (0-for-8)...Rejoined West Virginia on May 30...Hit in a season-best six straight games from 6/11-7/1...Drove in 13 runs in his final 26 games of the season...Threw out 24-of-56 basestealers with Power (42.9%)

2013...Returned to Low-A West Virginia for first time since 2011 and had troubles offensively in 49 games (.189, 0 HR, 14 RBI) but had great plate discipline (36 BB, .379 OBP)...Joined Power on 5/28 vs. GBO after injury to Wyatt Mathisen and drew three walks in season debut...Collected his first hit of season on 6/4 vs. DEL and scored two runs...Scored season-high three runs on 6/21 vs. LWD in West Virginia's 11-7 victory...Finished June with highest batting average (.250) and the most walks (15) in a single month during the season...Combined for 14 hits in July (6-for-34) and August (8-for-42) and finished the last three months of the season with a .179 average...Made seven errors behind the plate and threw out 31% of base stealers (11-for-35)

2012...Began season in extended spring training before assignment to the High-A Bradenton Marauders...Appeared in 47 games with the Marauders and batted .167 with one home run and 11 RBI (35 BB, .357 OBP)...Made Marauders debut on 5/11 vs. CLR and went 0-for-3 with a walk...Registered first hit on 5/16 @ STL (2)...Hit only professional home run on 6/30 vs. PMB, a two-run blast in a losing effort...Had a tough first couple months of the season, combining for a .157 batting average (8-for-51) but drawing 16 walks (.358 OBP)...Hit .216 in July and held a .423 OBP thanks to his 14 walks during the month (15 games)...Drew a season-high three walks on 7/14 vs. BRV (2)...Registered a .125 batting average in August and had lowest OBP (.263) during a single month...Committed only one error during the season and threw out 28% of base stealers. (19-for-68)

2011...Appeared in first season with Low-A West Virginia Power in first season with the Pittsburgh Pirates organization...Batted .250 with 17 RBI and a .398 on base percentage during his 64 games with the Power...Made debut with West Virginia on 4/10 vs. SAV and went 0-for-2...Had back-to-back three-hit games on 4/16 @ AUG (3-for-4, RBI, 2 R) and 4/19 @ KAN (3-for-4, 2B, RBI)...Hit safely in 12 of 13 games from 4/26 to 5/25 and batted .452 (19-for-42) during that span...Had highest batting averages in a single month during April (.375) and May (.362), but could not find the same success in the following months...Batted .184 (23-for-125) in games after 5/31...Had final three-hit game of season on 7/30 vs. LWD...Had a .301 batting average prior to the All-Star break (.194 after)...Had much better success when batting as a right hander (.356 AVG) than as a lefty (.204 AVG)...Made five errors behind the plate and threw out 25% of base stealers (26-for-103)

2010...Played one season with the short-season Yakima Bears of the Northwest League in first professional season in the Arizona Diamondbacks organization...Hit .167 in 42 games with 8 RBI...Made professional debut on 6/19 vs. BOI as a defensive replacement behind the plate...Went 0-for-4 in first day at the plate on 6/21 @ EVE...Picked up first career hit on 6/26 vs. VAN...Tallied first career multi-hit game on 8/31 vs. TC (2-for-4, R)...Registered a hit in 14 games during the season...Made one error during the season (fielding error on 7/29 @ SK) and threw out 53% of base stealers (19-for-36)

| YR | CLUB | AVG | G | AB | R | H | 2B | 3B | HR | RBI | BB | SO | SB | CS | E |
|-------------------------|-------------------|------|-----|-----|----|-----|----|----|----|-----|-----|-----|----|----|----|
| 10 | Yakima (A-) | .167 | 42 | 90 | 10 | 15 | 3 | 0 | 0 | 8 | 10 | 21 | 3 | 0 | 1 |
| 11 | West Virginia (A) | .250 | 64 | 196 | 30 | 49 | 11 | 2 | 0 | 17 | 46 | 42 | 3 | 5 | 5 |
| 12 | Bradenton (A+) | .167 | 47 | 120 | 19 | 20 | 6 | 0 | 1 | 11 | 35 | 33 | 3 | 0 | 1 |
| 13 | West Virginia (A) | .189 | 43 | 122 | 19 | 23 | 4 | 0 | 0 | 14 | 36 | 37 | 3 | 0 | 7 |
| 14 | West Virginia (A) | .205 | 44 | 122 | 13 | 25 | 5 | 0 | 3 | 15 | 28 | 36 | 1 | 1 | 2 |
| | Altoona (AA) | .000 | 3 | 8 | 2 | 0 | 0 | 0 | 0 | 0 | 4 | 4 | 0 | 0 | 0 |
| MiLB Totals (5 seasons) | | .201 | 243 | 658 | 93 | 132 | 29 | 2 | 4 | 65 | 159 | 173 | 13 | 6 | 16 |



ADAM FRAZIER

SHORTSTOP



@A_Fraz12

HEIGHT | WEIGHT:

5-10 | 173

BORN:

December 14, 1991 (23)

BIRTHPLACE:

Athens, Ga.

RESIDES:

Bishop, Ga.

BATS | THROWS:

Left | Right

ACQUIRED:

6th Round (2013)

Altoona

GAME HIGHS

HITS:

4, 6/25/14 (BRD v. JUP)

RUNS:

3, 2x, last - 6/23/14 (BRD v. PMB)

HOME RUNS:

1, 7/29/14 (BRD @ DAY)

RBI:

4, 7/4/14 (BRD @ PMB)

STOLEN BASES:

1, many times

HITTING STREAK

14 G, 7/13-7/28/13 (JAM)

CAREER TRANSACTIONS...Selected by the Pittsburgh Pirates in the 6th round of the 2013 draft out of Mississippi State University

CURVE CUTS...Honorable mention Louisville Slugger High School All-American, first-team all-state and all-region at Oconee County High School in Watkinsville, Georgia...Three-time letter-winner in basketball...Set a school record, scoring 29 points in a game as a freshman...Played three seasons with the Mississippi State Bulldogs...Two-time SEC Academic Honor Roll...2013 Preseason All-American...2012 SEC Tournament MVP...Helped lead Bulldogs to 2013 NCAA College World Series in Omaha...Lost in CWS Finals to UCLA...Member of the 2012 Baseball USA Collegiate National Team...Team USA teammates included 2015 *Baseball America* Top 100 prospects Kris Bryant (Cubs), Carlos Rodon (White Sox), Marco Gonzales (Cardinals), Trea Turner (Padres), D.J. Peterson (Mariners), and Michael Conforto (Mets).

2014...Spent entire season with Adv.-A Bradenton...Had a career-high in hits on 6/25 going 4-for-5 with two runs and two RBI...Hit a season-best .352 in June...Had a 13-game hitting streak from 6/11-6/30 (Hit .375)...First career four-RBI game on 7/4 at Palm Beach...After not hitting a home run in his entire collegiate career or his first professional season, hit a home run on 7/29 vs. DAY...Batted .261 in the second half of the season...Played 117 games at shortstop...Posted a .938 fielding percentage with 36 errors


2013...Spent entire season with Class-A Jamestown...Hit .321 with seven doubles and 27 RBI in 58 games with the Jammers...Began pro career with a five-game hitting streak...Rattled off a career-best 14-game hitting streak from 7/13-7/28...Was named a mid-season All-Star for the NYPL...Played 43 games at shortstop and 15 games at second base

AFFILIATION STATION

Listed below are the different affiliates that the Pirates have kept in the Eastern League since 1936.


| | | | |
|---------------|-------------------|--------------------|--------------------|
| 1936..... | Scranton, Pa. | 1974..... | Thetford Mines, PQ |
| 1940-50 | Albany, N.Y. | 1979-82 | Buffalo, N.Y. |
| 1954-56 | Williamsport, Pa. | 1983..... | Lynn, Mass. |
| 1968-69 | York, Pa. | 1984-86 | Nashua, N.H. |
| 1970-71 | Waterbury, Conn. | 1987-1990 | Harrisburg, Pa. |
| 1972-73 | Sherbrooke, PQ | 1999-Present | Altoona, Pa. |

| YR | CLUB | AVG | G | AB | R | H | 2B | 3B | HR | RBI | BB | SO | SB | CS | E |
|-------------------------|----------------|------|-----|-----|----|-----|----|----|----|-----|----|----|----|----|----|
| 13 | Jamestown (A-) | .321 | 58 | 274 | 34 | 72 | 7 | 1 | 0 | 27 | 25 | 31 | 5 | 8 | 9 |
| 14 | Bradenton (A+) | .252 | 121 | 492 | 62 | 124 | 21 | 2 | 1 | 42 | 37 | 61 | 14 | 8 | 36 |
| MiLB Totals (2 seasons) | | .274 | 179 | 716 | 96 | 196 | 28 | 3 | 1 | 69 | 62 | 92 | 19 | 16 | 45 |



DAN GAMACHE

INFIELDER


@GamacheDan

HEIGHT | WEIGHT:
5-11 | 196

BORN:
November 20, 1990 (24)

BIRTHPLACE:
Newport, R.I.

RESIDES:
Exeter, R.I.

BATS | THROWS:
Left | Right

ACQUIRED:
6th Round (2011)

Altoona

GAME HIGHS

- HITS:**
4, 8/11/12 (WVA @ LEX)
- RUNS:**
4, 8/4/11 (PIR @ YAN)
- HOME RUNS:**
1, many times
- RBI:**
4, 8/27/11 (SC v. WIL)
- STOLEN BASES:**
2, 6/7/13 (BRD v. FTM)
- HITTING STREAK**
8 games, 3x, last - 7/14-7/22/13 (BRD)

CAREER TRANSACTIONS...Selected by the Pittsburgh Pirates in the 6th round of the 2011 MLB Draft from Auburn University

CURVE CUTS... Hit .299 with 13 doubles, two triples, five home runs, 29 RBI and 35 runs scored as a junior...Hit .337 during his career at Auburn with 31 doubles, three triples, 16 home runs, 77 RBI, 97 runs, a .535 slugging percentage and .438 on-base percentage...Hit .365 as a sophomore with 15 doubles, eight home runs and 37 runs scored

2014: Began year recovering from broken right foot suffered during spring training on a foul ball...Returned back to playing with GCL club on 6/26 @ PHL...Picked up first hit of season on 6/27 vs. GCL AST (2-for-4)...Continued rehab with Jamestown Jammers on 6/29 and played in five games with Jammers (.235, 0 HR, 1 RBI)...Activated off Curve DL on 7/7 and was starting third baseman vs. ERI...Hit a double (first career Double-A hit) in the bottom of the ninth on 7/7 vs. ERI and scored the game-tying run...Blasted first home run of Double-A career on 7/13 @ HAR (J. Simmons)...Reached base safely in first seven games played...Blasted home runs in consecutive games on 7/21 & 7/22 @ NBR...Hit safely in seven straight games from 7/20-7/31 and batted .414 (12-for-29) during streak...Hit .324 in 18 games during July...Slowed in August to a .215 average in 20 games but finished strong with a seven-game hit streak to end the season (8/26-9/1)...Finished Double-A season with a career-high six home runs in just 39 games...Played in the Arizona Fall League following the season...Hit .186 in 17 games for the Scottsdale Scorpions

2013... Played 133 games with the High-A Bradenton Marauders as the primary second baseman...Ranked 2nd among Pirates minor leaguers in games...Was hitless in first three games from 4/4 to 4/6 before unleashing three hits and scoring first run of season on 4/7 vs. FTM...Hit safely in eight straight games from 4/7 to 4/15...Had a consistent April and May by compiling a .283 batting average in the two months...Put up another seven-game hitting streak from 5/28 to 6/3 and had five multi-hit games during that span...Went 3-for-4 with two doubles and first home run of season on 6/9 vs FTM...Finished with a .297 batting average before the All-Star break and racked up 27 RBI...Matched the RBI output after the All-Star break but saw the batting average drop after the mid-summer classic (.221)...Batted .256 in June and slugged .422 thanks to ten doubles during the month...Had an eight-game hit streak from 7/14 to 7/22...Batted a combined .197 in August and September...Fared better when playing at McKechnie Field with a .290 average in 67 games (.227 away)...Committed 18 errors at second base and held a career-best .989 fielding percentage

2012... Had a successful first season in full-season ball with Low-A West Virginia Power...Batted .285 with five home runs, 52 RBI and 40 doubles...Went 1-for-3 in first game with Power on 4/5 @ HAG...Hit safely in five of first six games with West Virginia...Had an eight-game hitting streak from 4/20 to 5/2 (1)...Hit .273 in first month with West Virginia and collected seven extra-base hits...Showed consistency into May and batted .273 for second straight month...Hit first home run of season on 5/8 @ GBO...Collected three RBI on 5/25 vs. KAN (2)...Scored three runs on 5/30 after hitting safely in all three at bats with a pair of doubles...Went 2-for-4 vs. HAG in final game before All-Star break...Finished with a .267 batting average prior to the All-Star break with a pair of home runs, 21 RBI and 21 doubles...Turned on the offense more after the All-Star break (.302, 3 HR, 31 RBI, 19 2B)...Hit safely in seven straight games from 7/20 to 7/26 with four multi-hit games (4 2B, 3B, HR)...Finished July with best batting average in a single month (.308)...Hit .290 in August with 12 doubles...Hit .294 against right handers with four home runs...Led all South Atlantic League second basemen in total chances (521), putouts (211) and errors (21)

2011... Appeared in 26 games in first season of professional ball...Began year with GCL Pirates and appeared in six games before finishing season with short-season State College Spikes...Compiled a .350 batting average (7-for-20) in the GCL and hit .231 with one home run and 12 RBI in State College...Made professional debut on 8/3 vs YAN as a third baseman and went 0-for-2 with a walk...Collected first career hit in next game on 8/4 @ YAN and a career-high four runs...Hit safely in final three games with GCL and was promoted to State College for 20 games...Made Spikes debut on 8/10 and went 0-for-1 as a pinch hitter...Hit first career home run off Cody Fick and collected a career-best four RBI on 8/27 vs. WIL...Hit safely in last four games of season from 8/30 to 9/4...Made nine errors between GCL and State College while playing third (6) and second (3)

| YR | CLUB | AVG | G | AB | R | H | 2B | 3B | HR | RBI | BB | SO | SB | CS | E |
|-------------------------|--------------------|------|-----|------|-----|-----|----|----|----|-----|-----|-----|----|----|----|
| 11 | GCL Pirates (R) | .350 | 6 | 20 | 6 | 7 | 0 | 0 | 0 | 4 | 3 | 5 | 0 | 0 | 3 |
| | State College (A-) | .231 | 20 | 65 | 6 | 15 | 2 | 1 | 1 | 12 | 5 | 13 | 1 | 1 | 6 |
| 12 | West Virginia (A) | .285 | 125 | 449 | 70 | 128 | 40 | 5 | 5 | 52 | 41 | 95 | 7 | 4 | 21 |
| 13 | Bradenton (A+) | .258 | 133 | 480 | 58 | 124 | 34 | 3 | 5 | 54 | 58 | 139 | 8 | 9 | 18 |
| 14 | GCL Pirates (R) | .286 | 2 | 7 | 0 | 2 | 0 | 0 | 0 | 1 | 0 | 0 | 0 | 0 | 0 |
| | Jamestown (A-) | .235 | 5 | 17 | 1 | 4 | 0 | 0 | 0 | 1 | 2 | 2 | 0 | 0 | 0 |
| | Altoona (AA) | .275 | 39 | 138 | 22 | 38 | 11 | 0 | 6 | 27 | 11 | 32 | 0 | 1 | 11 |
| MiLB Totals (4 seasons) | | .270 | 330 | 1176 | 163 | 318 | 87 | 9 | 17 | 151 | 120 | 286 | 16 | 15 | 59 |



WILLY GARCIA

OUTFIELDER



HEIGHT | WEIGHT:
6-2 | 218

BORN:
September 4, 1992 (22)

BIRTHPLACE:
Santo Domingo, D.R.

RESIDES:
Santo Domingo, D.R.

BATS | THROWS:
Right | Right

ACQUIRED:
NDFA - 4/26/10

Altoona

GAME HIGHS

HITS:
6, 6/24/13 (BRD @ STL)

RUNS:
3, 5x, last - 5/22/14 (ALT v. AKR)

HOME RUNS:
2, 3x, last - 6/30/14 (ALT @ BOW)

RBI:
5, 2x, last - 6/3/14 (ALT v. BIN)

STOLEN BASES:
2, 4x, last - 7/5/13 (BRD @ FTM)

HITTING STREAK
13 games, 2x, last - 7/21/8/2/14 (ALT)

CAREER TRANSACTIONS... Signed by the Pittsburgh Pirates as a non-drafted free agent 4/26/10

CURVE CUTS... Rated by *Baseball America* as the 12th-ranked prospect in the Pirates organization entering 2015...Rated by *Baseball America* as having the "Best Outfield Arm" in the Pirates minor league system at start of the 2013, 2014 and 2015 seasons... Same publication also rated him as the 14th-best prospect in the system entering 2014...Led all Pirates farmhands in home runs (18) while finishing fourth in RBI (77) in 2012...Played in two games for the Dominican Winter League in 2012 with the Aguilas Cibaenas with a single, RBI, and run...Suited back up for Aguilas following 2014 season (.269, 13 2B, 4 HR, 18 RBI in 38 G)

2014: Spent entire season with Double-A Altoona...Named to 2014 Eastern League All-Star Team (first All-Star nod in professional career)...Hit .271 and tied a career high with 18 home runs...Set franchise single-season strikeout record with 145...Broke franchise outfield assist record with 19 (Starling Marte, 18 (2011))...Named Curve's Iron Man Award winner...Opening Day right fielder on 4/5 vs. ERI...First hit was a walkoff home run on 4/8 vs. AKR that gave the Curve a 4-3 victory...Hit safely in seven consecutive games from 4/14-4/22 and batted .320 (8-for-25) during that span...Fell a home run shy of the cycle on 4/24 vs. HAR...Belted a pair of home runs on 5/22 vs. AKR and finished the day 3-for-4 with 4 RBI and a double...Tied career-high five RBI on 6/3 vs. BIN with two-run double and three-run home run...Participated in "Ghostman Games & Hitting Challenge" on 7/15 and gave the West Division victory after scoring 13 runs (22-21 West)...Was the starting left fielder in the Eastern League All-Star Game (1-for-2)...Tied a career-best with a 13-game hit streak from 7/21-8/2...Batted .314 after the All-Star Break...Rattled off an 11-game game hit streak from 8/14/8/26...Had 119 hits in 2014 (50 for XBH)

2013...Spent entire season with Bradenton...Entered the season as the 18th best prospect in the Pittsburgh Pirates farm-system according to *Baseball America*...Collected first home run of the season on 4/12 vs. STL...In June began to turn season around, highlighted by 6-for-6 performance @ STL on 6/24 with a double and a home run...Six hits in the game set a Marauders franchise record...Finished June and July with a .308 average...Drove in season-high four RBI vs. CLR on 7/17...Batted .400 (20-50) during career-best 13-game hit streak from 7/21 to 8/10, raising batting average from .247 to .266...Struck out 154 times (2nd most FSL)...20 outfield assists were the most among any outfielders in the Pittsburgh Pirates organization and in the Florida State League

2012...Played 122 games with West Virginia...Went 3-5 with a pair of RBI in first game with the Power on 4/5 @ HAG...Collected eight hits in next 60 at-bats over following 16 games and saw average drop to season-low .169...Smashed first home run of the season on 4/13 vs. GVL...Hit safely in nine of eleven games from 4/26 to 5/7, raising average from .169 to .240...Hit season-best .301 in May with four home runs and 16 RBI...Drove in season-high four RBI on 6/9 @ ASH and 8/20 vs. CSC...Held hitless in six straight games from 6/16 to 6/24 (0-for-16)...Established a career-high with 5 RBI on 8/30 at Delmarva...Belted two home runs in 9-2 victory over CSC 8/20...Did not register any hits in final seven games of season (0-for-20)...Ranked second in SAL in strikeouts (131)...Gathered 12 outfield assists

2011...Spent time with GCL Pirates and short-season State College Spikes...Began year in Gulf Coast League and hit .266 with five home runs and 35 RBI in 47 games...Opened up 2011 season with three hits on 6/20 @ BLU and two stolen bases...Hit safely only three times in following seven games to finish June with a .191 batting average...Turned it on offensively and hit .313 in July with two home runs and 16 RBI (.567 SLG%)...Hit safely in final four games of season before being promoted to short-season State College on 9/2 for final three games...Went 2-for-4 in only start of season with Spikes in final game on 9/4

2010...Played 51 games for DSL Pirates and hit .250 with one home run and 22 RBI...Went 2-for-5 with double as DH in professional debut on 5/29 @ DSL AST...Hit safely in 10 of first 12 games...Hit safely 20 times in June and batted .303 in the month with 14 RBI...Hit first professional home run on 7/11 @ DSL TB...Plateaued in final 29 games of season with .204 average

| YR | CLUB | AVG | G | AB | R | H | 2B | 3B | HR | RBI | BB | SO | SB | CS | E |
|----|-------------------------|------|-----|------|-----|-----|----|----|----|-----|-----|-----|----|----|----|
| 10 | DSL Pirates (R) | .250 | 51 | 168 | 27 | 42 | 11 | 0 | 1 | 22 | 14 | 29 | 8 | 5 | 5 |
| 11 | GCL Pirates (R) | .266 | 47 | 177 | 26 | 47 | 9 | 4 | 5 | 35 | 11 | 49 | 7 | 5 | 5 |
| | State College (A-) | .286 | 3 | 7 | 1 | 2 | 0 | 0 | 0 | 0 | 0 | 0 | 0 | 0 | 0 |
| 12 | West Virginia (A) | .240 | 122 | 459 | 57 | 110 | 17 | 2 | 18 | 77 | 32 | 131 | 10 | 8 | 8 |
| 13 | Bradenton (A+) | .256 | 118 | 449 | 51 | 115 | 21 | 6 | 16 | 60 | 23 | 154 | 13 | 6 | 6 |
| 14 | Altoona (AA) | .271 | 126 | 439 | 59 | 119 | 27 | 5 | 18 | 63 | 24 | 145 | 8 | 4 | 13 |
| | MiLB Totals (5 seasons) | .256 | 467 | 1699 | 221 | 435 | 85 | 17 | 58 | 257 | 104 | 508 | 46 | 28 | 37 |



TYLER GLASNOW

RIGHT-HANDED PITCHER



@TGlasnow

HEIGHT | WEIGHT:
6-8 | 225

BORN:
August 23, 1993 (21)

BIRTHPLACE:
Newhall, Calif.

RESIDES:
Newhall, Calif.

BATS | THROWS:
Left | Right

ACQUIRED:
5th Round (2011)

Altoona

GAME HIGHS

IP (START):
7.0, 2x, last - 8/17/14 (BRD v. STL)

IP (RELIEF):
2.0, 7/19/12 (PIR v. PHL)

RUNS ALLOWED:
7, 5/28/13 (WVA v. GBO)

WALKS:
7, 2x, last - 4/30/14 (BRD @ FTM)

STRIKEOUTS:
13, 8/22/13 (WVA @ CSC)

MOST HITS:
7, 3x, last - 8/28/14 (BRD @ CHA)

CAREER TRANSACTIONS... Selected by the Pittsburgh Pirates in the 5th round of the 2011 draft from Hart High School (Calif.)

CURVE CUTS... Rated by *Baseball America* as the top prospect in the Pittsburgh Pirates organization entering 2015 season...Same publication listed him as having the "Best Fastball" in the organization...Rated No. 16 prospect in baseball by BA, No. 10 by MLB.com entering 2015...*Baseball America's* 3rd-best prospect in the Pirates organization prior to the 2014 season...Was the 19th-best prospect entering the 2013 season...Earned Foothill League Pitcher-of-the-Year honors after 2011 senior season when he went 8-2 with a 1.25 ERA and 99 strikeouts over 67 innings...Went to same high school as big leaguers Bob Walk (Pirates), James Shields and Trevor Bauer...Signed to play at the University of Portland before signing with the Pirates...Wears a size 16 shoe...Grew 11 inches between his high school freshman and senior years...Did not join high school pitching rotation until his junior season...His mother, Donna, was a gymnast at Cal State Fullerton and now is a gymnastics coach at Fullerton...His father, Ted, and brother, Ted Jr., were both decathletes at Notre Dame...Has recorded the second-most strikeouts (321) among all minor league players over the last two seasons (Henry Owens has 339)

2014...Spent entire season with Adv-A Bradenton...Led all of MiLB with a .174 opposing batting average...Named Florida State League Pitcher of the Year...Second consecutive season being named his league's top pitcher...Also named Pirates Minor League Pitcher of the Year for a second straight season...Led FSL with 1.74 ERA...Named a post-season FSL All-Star following the season...Posted double-digit strikeouts in five of his 23 starts...Lost three consecutive starts early in the season from 4/30-5/10. (12 BB, 12 IP)...Season-high 12 strikeouts in 5.2 IP against Tampa on 5/28...Did not allow a run in four consecutive starts from 5/28-6/19 (21.2 IP)...Received a win in five consecutive starts from 8/1-8/23...Won 8 of 9 starts from 7/11-8/23...Went 7-1 with an 0.85 ERA in 11 starts at McKechnie Field...Twice named FSL Pitcher of the Week (8/11 and 8/18)...*Baseball America* MiLB All-Star selection...Named MiLB.com staff choice as "Best Starting Pitcher" for 2014...Finished 2014 with career K/9 over 12...Pitched in the AFL following the season for Scottsdale...Posted a 1-2 mark with a 3.72 ERA in seven starts...Struck out 20 in 19.1 IP while walking 12

2013...Spent entire season Low-A West Virginia Power and had a breakout season with 164 strikeouts over 111.1 innings pitched (9-3, 2.18 ERA)...Struck out six over five shutout innings in 2013 debut on 4/8 vs. CSC...Pitched four no-hit innings on 4/18 vs. HAG...Tossed five shutout innings in first professional win on 4/29 @ SAV...Struck out ten batters in win vs. GRV on 5/05...Named as a SAL Northern Division All-Star for June 18 mid-summer classic...Struck out new career-high 13 over five hitless innings on 8/22 @ CSC...Spun 11 hitless innings to end the regular-season with the Power...Roughed up in postseason loss on 9/4 vs. HAG (2.2 IP, 3 H, 3 BB, 4 ER, 5 K)...164 strikeouts during regular season were most in league by 20...Missed qualifying for league ERA title by 0.2 innings...Named SAL Post-Season All-Star on 8/29...His 164 strikeouts broke a West Virginia Power team record (Will Oman)...164 punchouts were most by Pirates' farmhand since Tom Gorzelanny had 167 in 2004...Named Topps Class A All-Star on 11/19... Named the Pirates Minor League Pitcher of the Year...Had fourth-most strikeouts in MiLB

2012...Spent majority of season with GCL Pirates ...Went 0-3 but held a 2.10 ERA in 11 games (10 starts) in GCL...Made professional debut on 6/19 @ BLU and allowed one run on two hits over 3.2 innings but took loss...Made first and only career relief appearance on 7/19 vs. PHL and tossed two hitless innings...Finished GCL career with six starts from 7/25 to 8/24 and allowed only two earned runs (0.93 ERA, 19.1 IP)...Started the GCL Championship game and pitched four innings (1 H, 0 R, 2 BB, 7 K) to help lead GCL Pirates to first-ever league title on 8/29...Promoted to State College Spikes and made only start on 9/4 vs. MV (4.0 IP, 4 H, 2 R (0 ER), BB, 4 K)

2011...Selected by Pittsburgh Pirates in MLB Draft but did not play immediately after being drafted.

| YR | CLUB | W-L | ERA | G | GS | CG | SHO | SV | IP | H | R | ER | HR | BB | SO |
|-------------------------|--------------------|-------|------|----|----|----|-----|----|-------|-----|----|----|----|-----|-----|
| 12 | GCL Pirates (R) | 0-3 | 2.10 | 11 | 10 | 0 | 0 | 0 | 34.1 | 19 | 15 | 8 | 3 | 16 | 40 |
| | State College (A-) | 0-0 | 0.00 | 1 | 1 | 0 | 0 | 0 | 4.0 | 4 | 2 | 0 | 0 | 1 | 4 |
| 13 | West Virginia (A) | 9-3 | 2.18 | 24 | 24 | 0 | 0 | 0 | 111.1 | 54 | 35 | 27 | 9 | 61 | 164 |
| 14 | Bradenton (A+) | 12-5 | 1.74 | 23 | 23 | 0 | 0 | 0 | 124.1 | 74 | 29 | 24 | 3 | 57 | 157 |
| MiLB Totals (3 seasons) | | 21-11 | 1.94 | 59 | 58 | 0 | 0 | 0 | 274.0 | 151 | 81 | 59 | 15 | 135 | 365 |



CAREER TRANSACTIONS...Selected by the Pittsburgh Pirates in the 13th round of the 2012 draft out of California State University Fresno

CURVE CUTS...Played at Archbishop Riordan High School...Two-time first-team All-Western Catholic League selection (2007 & 2008)...2008 San Francisco Chronicle Player of the Year...Pitched a perfect game in the Joe DiMaggio Regional Tournament...Played collegiately for the Fresno State Bulldogs...Pitched out of the bullpen as a freshman for the defending NCAA College World Series champions...Made 29 relief appearances as a sophomore...Joined the Fresno State starting rotation as a junior, going 5-3 with a 3.84 ERA in 12 starts...Posted a 2.78 ERA and led the Bulldogs in innings pitched (106.2), starts (16), wins (7), and complete games (2)...Second-Team All-WAC and All-WAC Tournament...Two-time WAC Pitcher of the Week during his senior season...Graduated with a degree in kinesiology...One of five Fresno State pitchers selected in the 2012 draft

2014...Began season with Advanced-A Bradenton...Picked up a save in first May appearance (3.1 IP, 3 H, 2 R)...Picked up win on 5/8 @ CHA (2.2 IP, 2 H, 0 R)...Allowed six earned runs in first two months of the season (1.72 ERA)...Last appeared with Marauders on 7/5...Promoted to Curve on 7/8...Made second career start in nightcap of doubleheader and pitched effectively but received no decision (5.0 IP, 7 H, 2 R, 1 ER, BB, K) after Curve lost 11-5...Pitched into the sixth for the first time in his career but took the loss on 7/20 vs. BOW (5+, 8 H, 3 R, 3 ER, 2 BB, 3 K)...Earned first career win in Double-A on 7/25 @ BOW after throwing a career-best 6.1 innings and allowing only one unearned run...Went 6.1 innings again on 7/30 vs. ERI and earned second win...Was 2-1 with a 2.60 ERA in five starts during July...Spun seven shutout innings (two hits) on 8/15 at Erie and left with a 2-0 lead...Team lost game in 10 innings, 3-2...Selected to participate in Arizona Fall League as member of the Scottsdale Scorpions...Set a career-high for innings pitched during the regular season with 111.1 (previous career-high was 77.1)...Was 0-4 with a 9.64 ERA in six starts in the AFL

2013...Opened the season in extended spring training...Joined Class-A West Virginia on 4/26...Was lights-out in his first full month in Charleston (3-1, 1.77 ERA in eight games)...Briefly promoted to Adv-A Bradenton for three appearances on 7/15...Pitched 6.0 innings and did not allow an earned run (one total run) over the three games...Earned a win after striking out four in 3.0 scoreless innings against Clearwater on 7/19...Returned to West Virginia on 7/27...Converted first professional save on 8/5 against Delmarva...Posted a career-high nine strikeouts in 3.0 innings while earning a win on 8/18 against Hickory...Posted a 1.47 ERA across 18.1 innings in final nine appearances

2012...Drafted by the Pittsburgh Pirates in the 13th round...Signed on June 13...Joined State College and made professional debut on 6/19 against Williamsport, pitching one hitless, scoreless inning with a strikeout...Received first professional win on 6/25 with two scoreless innings against Batavia...Went 0-for-3 in save opportunities, picking up a loss in all three tries



TOM HARLAN

LEFT-HANDED PITCHER



HEIGHT | WEIGHT:

6-4 | 211

BORN:

March 7, 1990 (25)

BIRTHPLACE:

San Bruno, Calif.

RESIDES:

San Bruno, Calif.

BATS | THROWS:

Left | Left

ACQUIRED:

13th Round (2012)



GAME HIGHS

IP (START):

7.0, 8/15/14 (ALT @ ERI)

IP (RELIEF):

4.2, 5/19/13 (WVA v. LEX)

RUNS ALLOWED:

6, 4/29/14 (BRD @ FTM)

WALKS:

4, 2x, last - 8/26/14 (ALT v. RIC)

STRIKEOUTS:

9, 8/18/13 (WVA v. HIC)

MOST HITS:

8, 7/20/14 (ALT v. BOW)

| YR | CLUB | W-L | ERA | G | GS | CG | SHO | SV | IP | H | R | ER | HR | BB | SO |
|-------------------------|--------------------|-------|------|----|----|----|-----|----|-------|-----|-----|----|----|----|-----|
| 12 | State College (A-) | 2-6 | 5.19 | 20 | 0 | 0 | 0 | 0 | 34.2 | 44 | 24 | 20 | 2 | 11 | 33 |
| 13 | West Virginia (A) | 6-3 | 2.27 | 31 | 1 | 0 | 0 | 1 | 71.1 | 55 | 29 | 18 | 6 | 14 | 74 |
| | Bradenton (A+) | 1-0 | 0.00 | 3 | 0 | 0 | 0 | 0 | 6.0 | 9 | 1 | 0 | 0 | 2 | 9 |
| 14 | Bradenton (A+) | 3-3 | 2.49 | 21 | 0 | 0 | 0 | 1 | 50.2 | 52 | 23 | 14 | 1 | 9 | 41 |
| | Altoona (AA) | 3-3 | 3.71 | 11 | 10 | 0 | 0 | 0 | 60.2 | 60 | 29 | 25 | 6 | 17 | 26 |
| MiLB Totals (3 seasons) | | 15-15 | 3.10 | 86 | 11 | 0 | 0 | 2 | 223.1 | 220 | 106 | 77 | 15 | 53 | 183 |





CLAY HOLMES

RIGHT-HANDED PITCHER



@ClayHolmes21

HEIGHT | WEIGHT:

6-5 | 220

BORN:

March 27, 1993 (22)

BIRTHPLACE:

Dothan, Ala.

RESIDES:

Tampa, Fla.

BATS | THROWS:

Right | Right

ACQUIRED:

9th Round (2011)

Altoona

GAME HIGHS

IP (START):

6.0, 3x, last - 8/10/13 (WVA @ LWD)

IP (RELIEF):

5.0, 7/10/13 (WVA @ KAN)

RUNS ALLOWED:

8, 5/2/13 (WVA v. GBO)

WALKS:

5, 4x, last - 6/1/13 (WVA @ LWD)

STRIKEOUTS:

10, 7/25/13 (WVA @ LEX)

MOST HITS:

8, 2x, last - 5/22/13 (WVA @ KAN)

CAREER TRANSACTIONS...Selected by the Pittsburgh Pirates in the 9th round of the 2011 MLB Draft from Slocomb (Ala.) High School.

CURVE CUTS...Rated by *Baseball America* as the 20th best prospect in the Pittsburgh Pirates organization entering the 2015 season...Rated by *Baseball America* as the 17th best prospect in the Pittsburgh Pirates organization entering the 2014 season...Listed as the 10th best prospect in the Pirates organization entering the 2013 season...Carried a 4.0 GPA as class valedictorian and was recognized as Alabama's state Student-Athlete of the Year...Was committed to play college baseball at Auburn prior to signing with the Pirates.

2014...Did not play...Had Tommy John surgery during Spring Training.

2013...Spent entire 2013 campaign with Low-A West Virginia Power...Went 5-6 with a 4.19 ERA in 25 games (24 stats) and 69 walks...Allowed five runs (four earned) on five hits over 3.2 innings in Power debut on 4/5 vs. ASH...Tossed 5.1 shutout innings on 4/15 @ GVL and earned first victory of season after allowing only three hits...Lost next three starts from 4/20 to 5/2 (9.69 ERA, 13 IP)...Finished April with 1-2 record and 3.91 ERA in five starts while walking 19 batters over 23.0 innings...Lowered number of walks in May but had a 7.36 ERA (Opponents Avg. 2.99) in five starts and did not win a game...Won second game of season on 6/1 @ LWD after tossing five shutout innings and allowing only one hit...Gave up at least one run in next six starts but did not factor into any decisions from 6/12 to 7/5 (17.1 IP, 7.27 ERA)...Concluded first half of the season with a 2-5 record and a 4.95 ERA in 13 games (40 BB)...Finished June with 3.95 ERA in six starts (17 BB)...Made first and only relief outing of season on 7/10 @ KAN and earned victory after allowing two hits over five innings...Struck out career-high 10 on 7/25 @ LEX but received a no-decision (6.0 IP, 1 ER)...Tossed six scoreless and allowed only two hits in victory on 7/30 vs. DEL...Finished July with best month of season with 2.08 ERA in five starts (26.0 IP) and walked only 11 batters...Earned victory after throwing third and final quality start of season on 8/10 @ LWD (6.0 IP, 0 ER, 0 BB)...Went three innings in final start of season on 8/31 @ LEX and allowed only one hit but exited due to 2:03 rain delay...In second half of season lowered number of walks (29, 40 in first half) and finished with 3-1 record and 3.20 ERA in 13 games after all-star break...Fared better away from West Virginia with 4-1 record and 2.47 ERA in 11 games (10 starts) (1-5, 5.29 ERA at home).

2012...Showcased talents in season with short-season State College Spikes...Made Spikes debut on 6/22 vs. MV and tossed five shutout innings in victory while striking out a season high five...Won next start on 6/27 @ BAT and did not allow an earned run but showed problems with control with five walks...Lost first professional game on 7/2 vs. BAT...Won back-to-back games on 7/19 vs. WIL and 7/25 @ CT...Was one of the best pitchers in the NYPL through first seven starts (2-1, 0.80 ERA, 33.2 IP)...Finished July with 2-1 record and 1.14 ERA in five starts (23.2 IP)...Held opponents to a .139 average in first two months of season...Named to NYPL All-Star Team but did not play in mid-summer classic...Lost back-to-back games on 8/12 @ JAM and 8/19 @ WIL (6.0 IP, 12.00 ERA, 8 BB)...Won final game of season on 8/25 vs. JAM after hurling five shutout innings with walk and allowed only two hits...Finished season on 8/31 @ JAM and allowed three runs on six hits but did not factor into decision.

2011...Did not play after being drafted by Pittsburgh Pirates.

| YR | CLUB | W-L | ERA | G | GS | CG | SHO | SV | IP | H | R | ER | HR | BB | SO |
|-------------------------|--------------------|------|------|------------------------|----|----|-----|----|-------|-----|----|----|----|----|-----|
| 12 | State College (A-) | 5-3 | 2.28 | 13 | 13 | 0 | 0 | 0 | 59.1 | 35 | 17 | 15 | 1 | 29 | 34 |
| 13 | West Virginia (A) | 5-6 | 4.08 | 26 | 25 | 0 | 0 | 0 | 119.0 | 106 | 59 | 54 | 7 | 69 | 90 |
| 14 | | | | INJURED - DID NOT PLAY | | | | | | | | | | | |
| MiLB Totals (3 seasons) | | 10-9 | 3.48 | 39 | 38 | 0 | 0 | 0 | 178.1 | 141 | 76 | 69 | 8 | 98 | 124 |





JUSTIN HOWARD

INFILDER/OUTFIELDER



@JHowey_11

HEIGHT | WEIGHT:

5-11 | 200

BORN:

August 28, 1987 (27)

BIRTHPLACE:

Dallas, Texas

RESIDES:

Ennis, Texas

BATS | THROWS:

Left | Left

ACQUIRED:

24th Round (2010)

Altoona

GAME HIGHS

HITS:

4, 8/28/11 (WVA v. LEX)

RUNS:

3, 2x, last - 7/4/13 (ALT v. ERI)

HOME RUNS:

2, 8/17/13 (ALT @ ERI) (1)

RBI:

4, 3x, last - 7/23/12 (BRD @ STL)

STOLEN BASES:

2, 7/11/12 (BRD v. BRV)

HITTING STREAK

12 games, 6/26-7/16/13 (ALT)

CAREER TRANSACTIONS...Selected by the Pittsburgh Pirates in the 24th round of the 2010 draft out of the University of New Mexico

CURVE CUTS...Attended Ennis (Texas) High School...Was named the team's offensive MVP in 2006 as well as an all-State selection...Played his first two years of college ball at Navarro College...Club was the 2008 Texas Eastern Athletic Conference Champions...Named to the '08 NJCAA all-region XIV team...Hit .395 with 16 doubles, three triples, three homers and 53 RBI in 53 games...Transferred to the University of New Mexico before his junior season...Batted .456 with 32 doubles, 10 homers and 72 RBI in 59 games during senior season with the Lobos...Was named a Louisville Slugger All-American as well as a 2010 all-MWC team selection...Led the nation in hits and batting average most of the season...Was a part of a Lobos team that made it to the NCAA Tournament (their first in 48 years)

2014...Began season with Double-A Altoona...Hit .171 in April while playing in 15 games...Tallied 3-for-4 day on 6/15 vs. REA...Hit .250 in June but was sent down to Bradenton after five games in July...Hit .272 in 32 games in the FSL...Primary left fielder for Bradenton for the last week of July and the month of August...Hit in six straight games from 8/14-20 to raise average from .230 to .275...Went 0-for-3 with a walk in one playoff game for Marauders

2013...Spent entire season with the Altoona Curve and batted .314 in 98 games with eight home runs and 38 RBI...Grabbed two hits for the Curve and drove in a run on 3/30 in the Pirates-Curve exhibition game played in Altoona...Walked in first official Double-A at bat (pinch hit spot on 4/4)...Put together a team-high 12-game hitting streak from 6/25 to 7/6 (15-for-33, .454)...The 12-game hitting streak was also a career-high streak for Howard snapping his previous mark of 11-games which came from 7/11-7/24/12...Reached base safely in 20 straight games from 6/14 to 7/6...Batted .338 (27-for-80) with one HR and nine RBI in 25 games during July...Had eight-game hit streak (7/26 to 8/4) halted on 8/6 @ BIN...Knocked in a run in four straight games 8/9 to 8/13...Had six-game hit streak halted on 8/16 @ ERI...Racked up first career multi-HR game on 8/17 at ERI (1) (two solo homers)...Turned in a 3-for-4 day in the second game of a twinbill with Richmond on 8/24...Hit five of his eight home runs during the month of August while batting .312 (29 games)...Had a total of 11 XBH in August (5 2B, 1 3B, 5 HR)...Batted .323 in 164 AB after the break (.303 in 119 AB before)...Hit .333 after June 1 (80-for-240, 12 2B, 1 3B, 7 HR, 26 RBI, 34 R) in 78 games (third-best average in all of Double-A and the best for any player that played in at least 70 games)

2012...Made the leap to Bradenton to begin the year and spent the entire season in a Marauder uniform...Had a five-game stretch from 5/16 to 5/22 that brought his average from .229 to .299 (9-for-19, .474)...Collected second three-hit game of the season on 6/4...Was 2-for-4 and drove in three on 7/1 vs. CHA (2)...Hit safely in 11 games from 7/11 to 7/24 (15-for-36, .416)...Drove in a season-best four runs on 7/23 vs. SLU...Best statistical month came in July (20 G, .338 AVG, 14 RBI)...Batted .287 in 108 AB before the All-Star Break and .280 in 164 AB after the mid-summer classic

2011...Spent the entire season with the West Virginia Power...Was 3-for-3 with a homer and four RBI on 4/12 vs. Asheville...Hit safely in six straight games from 4/21-27 (11-for-22, .500, 2 HR, 5 RBI)...Batted .307 in 21 April games but did not have a monthly average over .300 again until August (.321 in 25 games)...Walked five times on 6/11 @ Lakewood...Drew a walk in nine straight games from 6/17-29...Reached base safely in 16 straight games from 6/17-7/7...Began a 25-game on-base streak on 8/4 that lasted until 9/3...Was the tied for the sixth longest streak in the South Atlantic League in 2011...Had only four-hit day of the season on 8/28 vs. LEX...Drove in four the very next day on 8/29...Ended the season among the league leaders in doubles (37, T-2nd) and walks (78, T-2nd)

2010...Began professional career with the GCL Pirates after being drafted...Was 2-for-4 on 8/4 in his debut vs. GCL Blue Jays...Hit in 10 of the 15 games that he played in for the GCL club...Reached base safely in all but two games

| YR | CLUB | AVG | G | AB | R | H | 2B | 3B | HR | RBI | BB | SO | SB | CS | E |
|----|-------------------------|------|-----|------|-----|-----|----|----|----|-----|-----|-----|----|----|----|
| 10 | GCL Pirates (R) | .341 | 15 | 44 | 3 | 15 | 6 | 0 | 0 | 3 | 6 | 12 | 1 | 0 | 1 |
| 11 | West Virginia (A) | .262 | 126 | 450 | 64 | 118 | 37 | 2 | 6 | 66 | 78 | 112 | 9 | 7 | 10 |
| 12 | Bradenton (A+) | .283 | 83 | 272 | 35 | 77 | 14 | 3 | 2 | 29 | 44 | 55 | 3 | 6 | 0 |
| 13 | Altoona (AA) | .314 | 98 | 283 | 40 | 89 | 15 | 1 | 8 | 38 | 38 | 62 | 7 | 6 | 3 |
| 14 | Bradenton (A+) | .272 | 32 | 103 | 17 | 28 | 9 | 2 | 2 | 13 | 9 | 27 | 1 | 0 | 1 |
| | Altoona (AA) | .233 | 63 | 159 | 18 | 37 | 10 | 0 | 3 | 10 | 15 | 41 | 1 | 0 | 1 |
| | MilB Totals (5 seasons) | .278 | 417 | 1311 | 177 | 364 | 91 | 8 | 21 | 159 | 190 | 309 | 22 | 19 | 16 |



JEFF INMAN

RIGHT-HANDED PITCHER



HEIGHT | WEIGHT:
6-2 | 206

BORN:
November 24, 1987 (27)

BIRTHPLACE:
Bakersfield, Calif.

RESIDES:
Bakersfield, Calif.

BATS | THROWS:
Right | Right

ACQUIRED:
12th Round (2009)

Altoona

GAME HIGHS

IP (START):

5.0, 2x, last - 5/4/11 (BRD v. SLU)

IP (RELIEF):

3.0, 3x, last - 8/1/12 (ALT @ TRE)

RUNS ALLOWED:

5, 8/5/12 (ALT @ NBR)

WALKS:

4, 8/5/12 (ALT @ NBR)

STRIKEOUTS:

4, 2x, last - 8/24/12 (ALT v. RIC)

MOST HITS:

6, 8/5/12 (ALT @ NBR)

CAREER TRANSACTIONS...Selected by the Kansas City Royals in the 19th round of the 2006 draft but didn't sign...Taken by the Pirates in the 12th round of the 2009 amateur draft out of Stanford University

CURVE CUTS...Finished his college career 13-12 with a 5.31 ERA in 42 games (37 starts) at Stanford...Went 7-2 with a 4.27 ERA for Stanford's 2008 College World Series team...Made one start for the Cardinal in the CWS, and limited eventual finalist Georgia to just two runs over 5.1 innings...Named the ninth-best prospect in the 2008 Cape Cod League by *Baseball America*...Honored as Stanford's Most Outstanding Freshman after going 4-4 with a 5.74 ERA in 15 games in '07...Tossed his first collegiate complete game (five-hitter) in win over Washington State on 5/5/07...Lettered twice in football as a WR in addition to his baseball success at Garces Memorial High School in Bakersfield, Calif.

2014: Began year with the Marauders after recovering from Tommy John Surgery...Went 2-0 with a 4.15 ERA in eight games during time with Marauders...Made 2014 debut on 6/5 @ BRV...Promoted to Curve on 7/4...Picked up first win on 7/7 vs. ERI after working a perfect tenth...Allowed only three earned runs over 24.2 IP (1.09 ERA)...Was 4-0 in 13 games post All-Star break (0.92 ERA)...Allowed runs in just three of his 18 games in Double-A in 2014.

2013... Tossed 1.1 IP for Pirates in 3/30 Exhibition...Gave up one run on two hits in first outing on 4/6 @ ERI...Tossed 2.2 scoreless, hitless innings on 4/13 vs. HAR...Grabbed first save of the season on 4/17 vs. RIC...Grabbed first win on 4/20 @ HAR (2) with two scoreless innings...Scored second save on 4/29 vs. AKR...Did not allow a run in six games from 4/13-5/2 (11.1 IP)...Allowed two runs on 5/4 @ ERI (BS, L)...Made last appearance of 2013 on 5/8 @ HAR (2.1 IP, 0 H, 1 R)...Placed on the Altoona DL on 5/9 with a right elbow injury

2012...Began his season in May with the Marauders after missing the first month...Made six appearances and did not allow an earned run (9.2 IP)...Fanned four in those six games...Opponents hit .125 off him in Bradenton...Joined the Curve on 5/24 from High-A Bradenton...Tossed one inning and allowed a run in Double-A debut on 5/24 vs. HAR...Earned first save with perfect ninth on 6/5 at REA, finishing off 1-0 shutout win...Took first loss on 6/8 @ AKR...Picked up first win two outings later on 6/14 vs. TRE...Made spot start (first start since May 2011) on 8/20 at Trenton...Tossed four scoreless innings w/1 hit...Went on to make four more relief appearances before season's end...Did not allow a run in any of the four games (4.1 IP)...Did not surrender a run in last seven games (one start)...Seven games totalled 11.1 IP...Seemed to hate pitching under the sun with a 9.82 ERA in five day games (2.84 ERA in 25 night games)...Was better after the break (3.14 ERA in 15 G) than before (4.70 ERA in 15 G)...Racked up an ERA of 2.08 at home (14 G) while amassing a 5.10 ERA on the road (16 G)

2011...Started the season with High-A Bradenton and made it through eight appearances to the middle of May before being sidelined with the same elbow discomfort that made him miss all of 2010...Returned to the mound with three appearances for the GCL Pirates in August; didn't allow a run in three innings of work...Made it back to the Florida State League for four brief outings in August and September...Allowed just one earned run on four hits in five innings of work (1.80 ERA) in his second Advanced A stint...Notched at least one strikeout in all but one of his twelve appearances (six starts) with the Marauders...Took the ball in eight relief outings for the Mesa Solar Sox in the prestigious Arizona Fall League...Allowed five of his six total earned runs in two of those appearances (three runs in a loss on 10/27 @ Scottsdale, two in a win over Peoria on 11/3)...Posted an overall stat line of 1-1, 7.36 with zero saves in three chances but a 1.50 ERA when removing his two rough days

2010...Entered season tabbed as the Pirates' Best Late-Round Pick from 2009 by *Baseball America*...Did not pitch due to injury...After hitting 96 MPH on the radar gun during spring training, he was expected to begin the year at Class A West Virginia...Elbow discomfort forced him to the disabled list at the beginning of the season and eventually forced the Pirates to shut him down in July

2009...Made just two appearances for State College after signing with the Pirates...Pitched four combined shutout innings without a decision

| YR | CLUB | W-L | ERA | G | GS | CG | SHO | SV | IP | H | R | ER | HR | BB | SO |
|-------------------------|--------------------|------|------|------------------------|----|----|-----|----|-------|-----|----|----|----|----|----|
| 09 | State College (A-) | 0-0 | 0.00 | 2 | 2 | 0 | 0 | 0 | 4.0 | 4 | 0 | 0 | 0 | 0 | 2 |
| 10 | | | | INJURED - DID NOT PLAY | | | | | | | | | | | |
| 11 | GCL Pirates (R) | 0-0 | 0.00 | 3 | 3 | 0 | 0 | 0 | 3.0 | 0 | 0 | 0 | 0 | 1 | 2 |
| | Bradenton (A+) | 2-2 | 2.18 | 12 | 6 | 1 | 0 | 0 | 33.0 | 28 | 12 | 8 | 2 | 5 | 16 |
| 12 | Bradenton (A+) | 0-0 | 0.00 | 6 | 0 | 0 | 0 | 1 | 9.2 | 4 | 1 | 0 | 0 | 2 | 4 |
| | Altoona (AA) | 2-2 | 3.83 | 30 | 1 | 0 | 0 | 3 | 51.2 | 45 | 22 | 22 | 2 | 19 | 36 |
| 13 | Altoona (AA) | 1-1 | 2.65 | 10 | 0 | 0 | 0 | 2 | 17.0 | 15 | 5 | 5 | 1 | 6 | 14 |
| 14 | Bradenton (A+) | 2-0 | 4.15 | 8 | 0 | 0 | 0 | 0 | 8.2 | 10 | 4 | 4 | 1 | 2 | 5 |
| | Altoona (AA) | 5-0 | 1.09 | 18 | 0 | 0 | 0 | 1 | 24.2 | 18 | 3 | 3 | 0 | 11 | 18 |
| MiLB Totals (6 seasons) | | 12-5 | 2.49 | 89 | 12 | 1 | 0 | 7 | 151.2 | 124 | 47 | 42 | 6 | 46 | 97 |





JOHN KUCHNO

RIGHT-HANDED PITCHER



HEIGHT | WEIGHT:
6-4 | 233

BORN:
May 21, 1991 (23)

BIRTHPLACE:
Baltimore, Md.

RESIDES:
Ellicott City, Md.

BATS | THROWS:
Right | Right

ACQUIRED:
18th round (2012)

Altoona

GAME HIGHS

IP (START):
8.0, 7/14/14 (BRD. @ TAM)

IP (RELIEF):
5.2, 5/29/13 (WVA v. GBO)

RUNS ALLOWED:
8, 4/12/13 (WVA @ ASH)

WALKS:
8, 7/31/14 (BRD @ DAY)

STRIKEOUTS:
9, 5/29/13 (WVA v. GBO)

MOST HITS:
11, 7/1/13 (WVA @ HAG)

CAREER TRANSACTIONS...Selected by the Pittsburgh Pirates in the 18th round of the 2012 draft out of The Ohio State University

CURVE CUTS...Only played one season of high school baseball at St. Paul's in Maryland... Lettered in two years of basketball...Attempted to walk on to the baseball team at Wake Forest but did not earn a spot...Grew four inches as a freshman at Wake Forest...Spotted by Ohio State assistant Mike Stafford at a showcase in Indianapolis that summer and was invited to join the Buckeyes...All-Academic Big Ten in 2011...Majoried in political science and journalism

2014...Spent season with A-Adv. Bradenton...Went 3-6 with a 3.82 ERA in 14 games during the first half...Lost six consecutive decisions from 5/13-7/3...Pitched a career-high 8.0 innings on 7/14...Surrendered eight walks on 7/31 but still managed to work 5.1 scoreless innings...Went 4-1 with a 2.33 ERA in six starts in July...Won five straight decisions from 7/9-8/6...Won four consecutive starts from 7/20-8/6...Lasted at least six innings in half (13) of his 26 starts...Ended the year with a 2.54 ground out/air out ratio...Induced 31 GDPs, topped by only one other pitcher in the minors or majors

2013...Spent entire season with Class-A West Virginia...Earned first professional win on 5/5 against Greenville with 6 IP, 5 H, 1 R...Recorded a career-high nine strikeouts on 5/29 against Greensboro but gave up five runs on seven hits in 5.2 IP with a career-high three home runs surrendered...Put together a nice second half to the season, going 6-2 over the last two months (2.84 ERA, 57.0 IP)...Induced 16 double plays in his 24 games (22 starts)

2012...Signed by the Pittsburgh Pirates on 7/13...Joined State College in late August...Made professional debut on 8/25, pitching a hitless, scoreless relief inning with two strikeouts against Jamestown...Did not allow a run or a hit in three of his four appearances...Surrendered six runs (five earned) on five hits and two walks in 1.0 IP on 9/2 vs. Williamsport

CURVE TEAM MVPs

Listed below are the Curve Team MVPs from each season since the franchise's inception in 1999. The Curve Team MVP is voted upon by the coaching staff as well as select front office members.

| | | | |
|-----------|-----------------------|-----------|-----------------------|
| 1999..... | Adam Hyzdu, OF | 2008..... | Jonel Pacheco, OF |
| 2000..... | Adam Hyzdu, OF*** | 2009..... | Pedro Alvarez, 3B |
| 2001..... | Shaun Skrehot, INF | 2010..... | Hector Gimenez, C |
| 2002..... | Carlos Rivera, 1B | 2011..... | Starling Marte, CF^^^ |
| 2003..... | Sean Burnett, LHP +++ | 2012..... | Brock Holt, 2B/SS |
| 2004..... | Chris Duffy, OF | 2013..... | Alex Dickerson, OF^^^ |
| 2005..... | Jose Bautista, 3B | 2014..... | Elias Diaz, C |
| 2006..... | Brett Roneberg, 1B/OF | | |
| 2007..... | Steven Pearce, 1B | | |

*** - Also named 2000 E.L. Most Valuable Player
+++ - Also named 2003 E.L. Pitcher of the Year
^^^ - Also named E.L. Rookie of the Year

| YR | CLUB | W-L | ERA | G | GS | CG | SHO | SV | IP | H | R | ER | HR | BB | SO |
|-------------------------|--------------------|-------|------|----|----|----|-----|----|-------|-----|-----|-----|----|-----|-----|
| 12 | State College (A-) | 0-1 | 9.00 | 4 | 0 | 0 | 0 | 0 | 5.0 | 5 | 6 | 5 | 0 | 3 | 6 |
| 13 | West Virginia (A) | 9-5 | 4.01 | 24 | 22 | 0 | 0 | 0 | 123.1 | 124 | 61 | 55 | 7 | 45 | 89 |
| 14 | Bradenton (A+) | 8-9 | 3.56 | 26 | 26 | 0 | 0 | 0 | 144.0 | 136 | 64 | 57 | 3 | 58 | 62 |
| MiLB Totals (3 seasons) | | 17-15 | 3.87 | 54 | 48 | 0 | 0 | 0 | 272.1 | 265 | 131 | 117 | 10 | 106 | 157 |





CHAD KUHL

RIGHT-HANDED PITCHER



@KuhlWhip_11

HEIGHT | WEIGHT:
6-3 | 220

BORN:
September 10, 1992 (22)

BIRTHPLACE:
Bear, Del.

RESIDES:
Bear, Del.

BATS | THROWS:
Right | Right

ACQUIRED:
9th Round (2013)

Altoona

GAME HIGHS

IP (START):

7.0, 3x, last - 7/8/14 (BRD v. STL)

IP (RELIEF):

n/a

RUNS ALLOWED:

8, 5/1/14 (BRD v. STL)

WALKS:

5, 8/4/14 (BRD v. BRV)

STRIKEOUTS:

8, 6/3/14 (BRV @ CLR)

MOST HITS:

10, 8/26/14 (BRD v. FTM)

CAREER TRANSACTIONS...Selected in the 9th round of the 2013 draft by the Pittsburgh Pirates from the University of Delaware

CURVE CUTS...Selected first-team All-State as both a pitcher and a first baseman after 2010 senior season at Middletown High School...Posted a 9-2 record with a 1.47 ERA for the Cavaliers and hit .433 with eight home runs while winning the Blue Hen Flight A Conference championship...Second-team All-CAA in 2013 with the Delaware Blue Hens after going 10-2 with a 3.75 ERA in 15 starts his junior season...His 10 wins ranked second in the conference and the most at Delaware since 2001.

2014...Spent entire season with A-Adv. Bradenton...Tied for the league lead with 13 wins...13 wins led all Pirates' farmhands...Led Florida State League with 153.1 IP...Began season with 5.0 scoreless innings at Charlotte...Won four straight starts from 5/23-6/8...Set a new career high in strikeouts with eight on 6/3 against Clearwater...Went 3-0 with a 2.59 ERA in July...Posted a 6-2 record with a 2.95 ERA in road games...Went 6-0 with a 2.82 ERA in the second half of the season...Lasted at least six innings in 16 of his 28 starts in 2014...Went seven innings three times

2013...Drafted in the 9th round by the Pittsburgh Pirates...Signed on 6/12...Joined short-season Jamestown on 6/21...Made professional debut on 6/21 against Williamsport, pitching 3.0 scoreless innings while allowing one hit and one walk with three strikeouts...Earned first professional win on 7/23 after five scoreless innings at Batavia, lowering his ERA to 0.90 in his first five starts...Posted a 1-2 record with a 0.95 ERA in five starts in the month of July...Pitched exactly 5.0 innings in each of his final six starts...Did not allow an earned run in any of his seven road starts (29 IP, 6 R total)

BA's PIRATES TOP TOOLS

Each season *Baseball America* ranks all the prospects in the system and lists who has the best tools in each of the following categories:

| | |
|----------------------------------|----------------|
| Best Hitter for Average..... | Josh Bell |
| Best Power Hitter..... | Stetson Allie |
| Best Strike-Zone Discipline..... | Jaff Decker |
| Fastest Baserunner..... | Alen Hanson |
| Best Fastball..... | Tyler Glasnow |
| Best Curveball..... | Buddy Borden |
| Best Slider..... | Adrian Sampson |
| Best Changeup..... | Nick Kingham |
| Best Control..... | Nick Kingham |
| Best Defensive Catcher..... | Elias Diaz |
| Best Defensive Infielder..... | Gift Ngoepe |
| Best Infield Arm..... | Wyatt Mathisen |
| Best Defensive Outfielder..... | Keon Broxton |
| Best Outfield Arm..... | Willy Garcia |

| YR | CLUB | W-L | ERA | G | GS | CG | SHO | SV | IP | H | R | ER | HR | BB | SO |
|-------------------------|----------------|-------|------|----|----|----|-----|----|-------|-----|-----|-----|----|----|-----|
| 13 | Jamestown (A-) | 3-4 | 2.11 | 13 | 13 | 0 | 0 | 0 | 55.1 | 53 | 22 | 13 | 0 | 6 | 33 |
| 14 | Bradenton (A+) | 13-5 | 3.46 | 28 | 28 | 0 | 0 | 0 | 153.1 | 141 | 67 | 59 | 9 | 42 | 100 |
| MiLB Totals (2 seasons) | | 17-15 | 3.87 | 54 | 48 | 0 | 0 | 0 | 272.1 | 265 | 131 | 117 | 10 | 58 | 157 |





PAT LUDWIG

RIGHT-HANDED PITCHER



@pluds26

HEIGHT | WEIGHT:
6-1 | 189

BORN:
October 11, 1989 (25)

BIRTHPLACE:
Lansing, Mich.

RESIDES:
Okemos, Mich.

BATS | THROWS:
Right | Right

ACQUIRED:
10th Round (2012)

Altoona

GAME HIGHS

IP (START):
7.0, 3x, last - 7/21/14 (BRD @ DUN)

IP (RELIEF):
5.0, 4/30/14 (BRD @ FTM)

RUNS ALLOWED:
6, 2x, last - 6/29/14 (ALT vs. BIN)

WALKS:
4, 3x, last - 7/27/14 (ALT @ BOW)

STRIKEOUTS:
7, 2x, last - 8/25/13 (BRD @ PMB)

MOST HITS:
9, 7/28/13 (BRD @ BRV)

CAREER TRANSACTIONS...Selected by the Pittsburgh Pirates in the 10th round of the 2012 draft out of Yale University

CURVE CUTS...Was the highest selected player from Yale University since 2008 (Ryan Lavanway, BOS, 6th round)... Led Yale in strikeouts (64), ERA (2.73), and innings pitched (62.2) in 2012...Also led all Ivy League pitchers in strikeouts and was 3rd in ERA, innings pitched and 7th in opposing batting average (.256)

2014...Started season in Advanced-A Bradenton and went 2-1 with a 3.96 ERA in 15 games (four starts) with three saves...Made first start of season on 4/15 @ PMB and picked up win after five shutout innings...Went season-high six innings on 4/21 vs. CHA...Appeared in 11 more games (two starts)...Promoted to Altoona on 6/12...Made Curve debut on 6/14 vs. REA and surrendered six hits (four doubles) and tallied first career Double-A loss (3.0 IP, 3 R, 2 K)...Made first Double-A start on 6/19 at NHM...Tossed five innings of one-run ball and left with 4-1 lead...Team lost in 11th, 7-6...Allowed three homers in five innings in loss on 6/24 @ NBR (4 R total)...Turned in his best start on 7/4 vs. HAR with six innings of one-run ball...Also whiffed six in that start (no walks)...Made one more start on 7/9 (6.0 IP, 5 R) before being reassigned back to Bradenton on July 11...Made three relief outings with Marauders before coming back to Altoona for a two-start stint...Both his starts on 7/27 @ BOW and 8/1 vs. RIC were quality starts (2-0, 3.75 ERA)...Assigned back to Bradenton on 8/3 for the remainder of the season...Made one start and one relief outing after re-joining the Marauders

2013...Began season with Low-A West Virginia Power and continued to pitch well before being promoted to Advanced-A Bradenton Marauders to finish season...Proved to be one of the most consistent arms in the Power bullpen...Picked up first win of season on 4/7 vs ASH after hurling three innings of one-hit ball...Held a 2-0 record and a 2.51 ERA in April (nine games) with opponents batting .220 against him...Continued to improve into May with a pair of wins and a 2.40 ERA in eight outings while opponents batted .218 against him during the month...Allowed only one run over 11.2 innings in eight appearances from 4/26 to 5/18 (0.77 ERA)...Registered only save of season on 5/7 vs GVL...Made first career start on 6/15 @ GBO and pitched well enough to earn the victory (5.0 IP, 3 H, 3 ER)...Appeared in three games with Power after All-Star break and allowed five runs over 6.2 innings...Won final game in Power uniform on 6/26 vs HAG (3.0 IP, 2 H, 0 ER)...Promoted to Bradenton Marauders roster on 7/1 and made first appearance in relief with new team the next day vs. FTM (2.0 IP, 3 H, 2 ER, 2 K)...Made three relief outings from 7/2 to 7/10 and appeared as a starter in nine of his last ten appearances...Made first start with Bradenton on 7/13 @ TAM (2), allowing one run over five innings and did not factor into the decision...Took first loss on 7/23 vs. LAK (4.2 IP, 6 H, 4 R, 2 ER)...Made last relief appearance on 8/10 @ CHA...Pitched great over final four starts of season (25 IP, 1.44 ERA)...Tossed career-high seven innings and did not allow a run on 8/14 vs PMB to earn victory and followed that performance with another seven-inning game to pick up final win on 8/20 vs JUP...Allowed three runs in final outing on 8/30 @ FTM...As a starter held a 3.61 ERA in nine starts with Marauders

2012...Performed well with short-season State College Spikes in first professional season and was promoted to West Virginia Power at the tail end of rookie campaign...Went 3-1 with a 1.05 ERA while in State College (25.2 IP, 3 ER, 3 BB, 21 K) and allowed only two runs while with West Virginia in four games...Made professional debut on 6/20 @ WIL and tossed a scoreless inning...Registered first professional save on 6/24 vs. MV and allowed two of his three runs in the season during that game...Did not allow any runs in next five outings from 6/30 to 7/18 (13 IP)...Earned first career win on 7/4 @ TRI...Took first career loss on 7/29 @ LOW after allowing one run...Finished time with Spikes by not allowing any runs over last four outings from 8/2 to 8/18 (9.1 IP)...Made Power debut on 8/21 vs. CSC and hurled a perfect inning with a pair of strikeouts...Allowed two runs in last outing of season on 8/29 @ CSC (2) in a losing effort...Did not give up any home runs in first professional season and combined for an 8-2 record and a 3.54 ERA between State College and West Virginia

| YR | CLUB | W-L | ERA | G | GS | CG | SHO | SV | IP | H | R | ER | HR | BB | SO |
|-------------------------|--------------------|-------|------|----|----|----|-----|----|-------|-----|-----|-----|----|----|-----|
| 12 | State College (A-) | 3-1 | 1.05 | 14 | 0 | 0 | 0 | 1 | 25.2 | 18 | 5 | 3 | 0 | 3 | 21 |
| | West Virginia (A) | 0-1 | 3.60 | 4 | 0 | 0 | 0 | 0 | 5.0 | 3 | 2 | 2 | 0 | 1 | 6 |
| 13 | West Virginia (A) | 6-0 | 3.12 | 24 | 1 | 0 | 0 | 1 | 49.0 | 38 | 21 | 17 | 4 | 16 | 44 |
| | Bradenton (A+) | 2-2 | 3.90 | 13 | 9 | 0 | 0 | 0 | 55.1 | 57 | 26 | 24 | 1 | 14 | 41 |
| 14 | Bradenton (A+) | 3-3 | 3.84 | 20 | 6 | 0 | 0 | 2 | 68.0 | 70 | 34 | 29 | 7 | 19 | 51 |
| | Altoona (AA) | 3-4 | 5.63 | 8 | 7 | 0 | 0 | 0 | 40.0 | 53 | 26 | 25 | 4 | 14 | 24 |
| MiLB Totals (3 seasons) | | 17-11 | 3.70 | 83 | 23 | 0 | 0 | 4 | 243.0 | 239 | 114 | 100 | 16 | 67 | 187 |





JHONDANIEL MEDINA

RIGHT-HANDED PITCHER



HEIGHT | WEIGHT:
5-9 | 205

BORN:
February 8, 1993 (22)

BIRTHPLACE:
Maracay, Venezuela

RESIDES:
Maracay, Venezuela

BATS | THROWS:
Right | Right

ACQUIRED:
Trade from BAL (11/30/12)

Altoona

GAME HIGHS

IP (START):
8.0, 6/29/11 (DSL ORL @ DSL ROC)

IP (RELIEF):
4.0, 2x, last - 9/2/12 (ABD v. HV)

RUNS ALLOWED:
7, 7/28/11 (DSL ORL v. DSL DIA)

WALKS:
5, 7/11/11 (DSL ORI v. DSL DIA)

STRIKEOUTS:
8, 2x, last - 7/21/11 (DSL ORL @ DSL PAD)

MOST HITS:
7, 3x, last - 7/28/11 (DSL ORL v. DSL DIA)

CAREER TRANSACTIONS...Signed by the Baltimore Orioles as an international free agent on December 14, 2009...Traded by the Baltimore Orioles to the Pittsburgh Pirates for Yamaico Navarro on November 30, 2012

CURVE CUTS...Only player in American professional baseball history named Jhondaniel

2014...Spent entire season with A-Adv. Bradenton...Named MiLB.com Pittsburgh Pirates Organization All-Star...Only allowed earned runs in two appearances, back-to-back outings in April...Went 3-for-3 in save opportunities...Did not allow a home run during the regular season (50.0 IP)...Did not permit an earned run (four total runs) at home (26.0 IP, 19 G)...Only allowed eight runs all season despite walking 29 batters in just 50.0 innings...Had at least one runner on base in 45 percent of at-bats against him while only inducing three double plays

2013...Joined A-Adv. Bradenton on 4/14 as a reliever...Did not allow a run in first four appearances...Surrendered seven walks over final 3.2 innings in three appearances...Sent to Class-A West Virginia on 6/9...Went a perfect 13-for-13 in save opportunities with the Power...His 13 saves were third most by an Pirates farmhand in 2013...Opposing batters hit just .164 against him...Posted an 0.79 ERA in final 19 appearances beginning 7/15

2012...Began and spent most of the season with the Gulf Coast League...Made U.S. debut on 6/20 and picked up a loss after allowing six earned runs on six hits and four walks in 2.0 innings against the GCL Red Sox...Picked up saves in his next two outings...Moved to starting rotation on 7/9, pitching 5.0 scoreless innings with one hit, no walks, and four strikeouts...Went 1-2 in seven total starts with a 2.68 ERA...Promoted to short-season Aberdeen on 9/2...Made one New York-Penn League appearance with the IronBirds, allowing four earned runs on three hits, three walks, and two hit batters...Traded to the Pittsburgh Pirates on 11/30 for Yamaico Navarro

2011...Spent season as a starting pitcher with Dominican Summer League Orioles...Posted a 1.97 ERA in first six starts...Worked a career-high 8.0 innings, allowing one unearned run on four hits on 6/29 against DSL Rockies...Tied a career high with eight strikeouts in 5.0 innings on 7/21 against DSL Padres...Was third on the team in games started (13) and fourth in strikeouts (60)

2010...Spent season as a starting pitcher with Dominican Summer League Orioles 2...Made professional debut on 6/2 against DSL Mets, picking up a win while allowing one run on three hits with eight strikeouts...Posted a 1.65 ERA in five starts in July...Allowed two runs or less in nine of his 10 starts.

| YR | CLUB | W-L | ERA | G | GS | CG | SHO | SV | IP | H | R | ER | HR | BB | SO |
|-------------------------|-----------------------|-------|------|-----|----|----|-----|----|-------|-----|----|----|----|-----|-----|
| 10 | DSL Orioles 2 (F-Rk.) | 3-3 | 2.32 | 10 | 10 | 0 | 0 | 0 | 50.1 | 39 | 19 | 13 | 0 | 17 | 49 |
| 11 | DSL Orioles (F-Rk.) | 5-4 | 3.02 | 14 | 13 | 1 | 1 | 0 | 65.2 | 56 | 26 | 22 | 1 | 34 | 60 |
| 12 | GCL Orioles (R) | 1-3 | 3.72 | 10 | 7 | 0 | 0 | 2 | 46.0 | 33 | 20 | 19 | 2 | 17 | 47 |
| | Aberdeen (A-) | 0-0 | 9.00 | 1 | 0 | 0 | 0 | 0 | 4.0 | 3 | 4 | 4 | 0 | 3 | 3 |
| 13 | West Virginia (A) | 2-2 | 1.78 | 28 | 0 | 0 | 0 | 13 | 35.1 | 21 | 11 | 7 | 1 | 21 | 55 |
| | Bradenton (A+) | 0-0 | 2.53 | 9 | 0 | 0 | 0 | 0 | 10.2 | 3 | 3 | 3 | 0 | 11 | 13 |
| 14 | Bradenton (A+) | 3-0 | 0.72 | 35 | 0 | 0 | 0 | 3 | 50.0 | 30 | 8 | 4 | 0 | 29 | 47 |
| MiLB Totals (5 seasons) | | 14-12 | 2.47 | 107 | 30 | 1 | 1 | 18 | 262.0 | 185 | 91 | 72 | 4 | 132 | 274 |





MAX MOROFF

INFIELDER



@Max_Moroff

HEIGHT | WEIGHT:
5-10 | 182

BORN:
May 13, 1993 (21)

BIRTHPLACE:
Winter Park, Fla.

RESIDES:
Orlando, Fla.

BATS | THROWS:
Switch | Right

ACQUIRED:
16th Round - 2012



GAME HIGHS

HITS:

4, 6/21/14 (BRD @ JUP)

RUNS:

3, 4x, last - 7/21/13 (WV vs. KAN)

HOME RUNS:

1, many times

RBI:

3, 7x, last - 6/23/14 (BRD v. PMB)

STOLEN BASES:

2, 2x, last - 4/25/14 (BRD @ STL)

HITTING STREAK

7 games, 4/9-4/15/13 (WVA)

CAREER TRANSACTIONS...Selected in the 16th round of the 2012 draft out of Trinity Prep (Fla.) School

CURVE CUTS...Went 80-for-80 on stolen base attempts during his high school career at Trinity Prep... All-District Central Florida first-team selection as a senior...Hit .408 with five home runs, 23 RBI and a .750 slugging percentage in 2012 (senior season)...Was a 2012 preseason All-Region first-team selection by Rawlings...Would have gone to UCF (University of Central Florida) had he not signed with Pittsburgh...Signed for a reported signing bonus of \$300,000

2014...Jumped up to Advanced-A Bradenton for the first time in his pro career and spent the entire season there...Hit safely in seven-of-eight games from 4/23-30 to raise his average from .151 to .229...Grabbed four hits as part of a 4-for-5 day on 6/21 @ JUP...Enjoyed his best month of the season statistically in May (27 games, .276 AVG, 6 2B, 7 RBI)...Had nearly identical slash lines before and after the All-Star break...Led all Florida State League second baseman in fielding percentage (.980), games (123), total chances (647), putouts (239), assists (395) and double plays (88)...His 130 games played were tied for second among Pirates' farmhands...Went 1-for-7 in Bradenton's playoff run

2013...Began his first full professional season with Low-A West Virginia of the South Atlantic League...Spent the entire season in Charleston...Racked up three hits in his second game of the season vs. ASH (4/5)...Strung together a seven-game hit streak from 4/9-4/15...Hit first homer of the season on 4/9 vs. CSC...Had a very nice five-game hit streak from 5/19-24 (.500, 11-for-22, 8 R, 2 2B, 6 RBI, 4 BB)...Turned in best month of the year statistically in June (.304, 21 G, 6 2B, 2 HR, 14 RBI, 14 BB)...Batted .242 in the second half of the season (.223 in the first half)...Went 2-for-8 with a run scored and a pair of walks in two playoff games for the Power

2012...Was assigned to GCL Pirates after signing and spent the season there under 2015 Curve skipper Tom Prince...Tore the cover off the ball in 23 games...Went 1-for-1 with three walks and two runs scored in his first pro game on 7/24...Followed it up with 3-for-4 day on 7/26...Tallied three hits on 8/9...Drove in three on 8/16...Hit safely in eight of final nine games...Crushed righty pitching to the tune of a .370 clip in his time with GCL team...GCL team advanced to the playoffs and eventually won GCL title...Hit .154 in three playoff games (2-for-13)

| YR | CLUB | AVG | G | AB | R | H | 2B | 3B | HR | RBI | BB | SO | SB | CS | E |
|-------------------------|-------------------|------|-----|-----|-----|-----|----|----|----|-----|-----|-----|----|----|----|
| 12 | GCL Pirates (R) | .343 | 23 | 67 | 17 | 23 | 3 | 0 | 1 | 7 | 17 | 11 | 7 | 3 | 3 |
| 13 | West Virginia (A) | .233 | 115 | 429 | 75 | 100 | 18 | 3 | 8 | 48 | 65 | 102 | 8 | 8 | 33 |
| 14 | Bradenton (A+) | .244 | 130 | 467 | 57 | 114 | 30 | 6 | 1 | 50 | 54 | 129 | 21 | 15 | 13 |
| MiLB Totals (3 seasons) | | .246 | 268 | 963 | 149 | 237 | 51 | 9 | 10 | 105 | 136 | 242 | 36 | 26 | 49 |



MATT NEVAREZ

RIGHT-HANDED PITCHER



HEIGHT | WEIGHT:

6-5 | 266

BORN:

February 26, 1987 (28)

BIRTHPLACE:

Mission Hills, Calif.

RESIDES:

Goodyear, Ariz.

BATS | THROWS:

Right | Right

ACQUIRED:

Contract purchased (8/19/14)



GAME HIGHS

IP (START):

5.0, 8/18/08 (SPO @ SKV)

IP (RELIEF):

4.0, 8/13/08 (SPO @ TRI)

RUNS ALLOWED:

4, 8/23/08 (SPO @ TRI)

WALKS:

4, 6x, last - 6/13/11 (CC @ SA)

STRIKEOUTS:

8, 8/3/08 (SPO @ TRI)

MOST HITS:

6, 8/23/08 (SPO @ TRI)

CAREER TRANSACTIONS...Drafted by the Texas Rangers in the 10th round of the 2005 draft...Traded by the Texas Rangers with Jose Valledo to the Houston Astros for Ivan Rodriguez on August 18, 2009...Contract purchased by the Houston Astros on November 20, 2009...Added to the Houston Astros 40-man roster on November 20, 2009...Outrighted to Triple-A by the Houston Astros on November 24, 2010...Released by the Houston Astros on June 23, 2011...Signed by the independent Wichita Wingnuts in July 2011...Signed as a minor league free agent by the Boston Red Sox on June 21, 2012...Released by the Boston Red Sox on June 22, 2012...Signed as a minor league free agent by the Tampa Bay Rays on July 22, 2012...Contract expired with the Tampa Bay Rays on November 5, 2013, became a free agent...Signed by the independent Wichita Wingnuts in 2014...Contract purchased by the Pittsburgh Pirates on August 19, 2014

CURVE CUTS...Played at San Fernando High School, which also produced 1973 NL Rookie of the Year, 1983 NLCS MVP Gary Matthews, USC Heisman Trophy winner Charles White, comedian George Lopez, and musician Ritchie Valens...Involved in a 2009 trade between the Astros and Rangers for 14-time All-Star Ivan "Pudge" Rodriguez

2014...Returned to independent Wichita of the American Association to begin season...Posted a 1.59 ERA in 35 appearances...Contract purchased by the Pittsburgh Pirates on 8/14...Assigned to Double-A Altoona and made his Pirates organization debut on 8/19, earning a save with a scoreless inning against Akron...Allowed one run in six games for the Curve

2013...Returned to Double-A Montgomery to begin season...Made nine appearances before injuring his shoulder at the end of May...Contract with Tampa Bay expired on 11/5

2012...Returned to independent Wichita and recorded 45 strikeouts in 26.1 innings...Signed by the Boston Red Sox as a minor league free agent on 6/21 but was released the next day...Signed as a minor league free agent by the Tampa Bay Rays on 7/22...Made Rays organization debut on 7/24 for A-Adv. Charlotte, pitching 1.2 scoreless innings...Posted an 0.57 ERA in nine games...Sent to Double-A Montgomery for three appearances to finish the season

2011...Began season with Double-A Corpus Christi...Walked 25 batters in just 21.0 innings...Released by the Houston Astros on June 23, 2011...Signed by the independent Wichita Wingnuts of the American Association in July...Played for Zulia of the Venezuelan Winter League

2010...Spent entire season as a reliever with Double-A Corpus Christi...Missed two weeks in May with shoulder soreness...Had a 2.66 ERA in 19 games after the All-Star break...Outrighted from Astros 40-man roster to minors on 11/24

2009...Began season with Single-A Hickory as a reliever...Converted nine consecutive save chances and went 9-for-11 with Hickory...Traded by the Texas Rangers along with Jose Valledo to the Houston Astros for Ivan "Pudge" Rodriguez...Assigned to Single-A Lexington for the remainder of the season...Did not allow a run in eight appearances and converted all four save chances...Rated by *Baseball America* as the Astros 15th-best prospect after the season...Added to the Houston Astros 40-man roster on 11/20

2008...Returning from Tommy John surgery, joined short-season Spokane in June...Had a 2.79 ERA in first 11 appearances, including two starts...Posted a 6.38 ERA in August when he moved to bullpen

2006...Made one appearance for AZL Rangers on 7/26...Previous arm injury caused him to miss the rest of the season...Had Tommy John surgery and missed entire 2007 season

2005...Drafted in the 10th round by the Texas Rangers...Signed on June 11...Joined Arizona League Rangers...Made professional debut on 7/12 against AZL Royals...Earned first professional win on 7/16 with 2.0 scoreless innings against AZL Angels...Made first professional start on 7/31 against AZL Cubs...Suffered an arm injury in late-August

| YR | CLUB | W-L | ERA | G | GS | CG | SHO | SV | IP | H | R | ER | HR | BB | SO |
|----|-------------------------|-------|------|-----|----|----|-----|----|-------|-----|-----|-----|----|-----|-----|
| 05 | AZL Rangers (R) | 2-1 | 1.61 | 10 | 3 | 0 | 0 | 0 | 28.0 | 18 | 7 | 5 | 1 | 13 | 24 |
| 06 | AZL Rangers (R) | 0-0 | 9.00 | 1 | 0 | 0 | 0 | 0 | 1.0 | 2 | 1 | 1 | 1 | 0 | 2 |
| 08 | Spokane (A-) | 4-2 | 4.36 | 16 | 7 | 0 | 0 | 0 | 43.1 | 39 | 26 | 21 | 3 | 43 | 50 |
| 09 | Hickory (A) | 1-4 | 2.83 | 34 | 0 | 0 | 0 | 9 | 35.0 | 22 | 14 | 11 | 1 | 15 | 50 |
| | Lexington (A) | 1-0 | 0.00 | 8 | 0 | 0 | 0 | 4 | 8.1 | 3 | 0 | 0 | 0 | 1 | 13 |
| 10 | Corpus Christi (AA) | 2-1 | 3.76 | 36 | 0 | 0 | 0 | 1 | 38.1 | 30 | 17 | 16 | 1 | 46 | 41 |
| 11 | Corpus Christi (AA) | 0-2 | 9.00 | 17 | 0 | 0 | 0 | 0 | 21.0 | 22 | 22 | 21 | 0 | 25 | 23 |
| | Wichita (Ind.) | 0-1 | 2.76 | 18 | 0 | 0 | 0 | 1 | 16.1 | 8 | 5 | 5 | 0 | 6 | 19 |
| 12 | Wichita (Ind.) | 3-2 | 3.08 | 25 | 0 | 0 | 0 | 17 | 26.1 | 17 | 9 | 9 | 2 | 11 | 45 |
| | Charlotte (A+) | 1-1 | 0.57 | 9 | 0 | 0 | 0 | 1 | 15.2 | 3 | 1 | 1 | 1 | 3 | 18 |
| | Montgomery (AA) | 0-0 | 3.38 | 3 | 0 | 0 | 0 | 1 | 2.2 | 2 | 1 | 1 | 1 | 1 | 5 |
| 13 | Montgomery (AA) | 2-1 | 2.31 | 9 | 0 | 0 | 0 | 1 | 11.2 | 9 | 3 | 3 | 0 | 5 | 13 |
| 14 | Wichita (Ind.) | 4-0 | 1.59 | 35 | 0 | 0 | 0 | 23 | 34.0 | 26 | 8 | 6 | 0 | 12 | 42 |
| | Altoona (AA) | 1-1 | 1.35 | 6 | 0 | 0 | 0 | 1 | 6.2 | 3 | 1 | 1 | 1 | 5 | 9 |
| | MilB Totals (9 seasons) | 21-16 | 3.15 | 227 | 10 | 0 | 0 | 49 | 288.1 | 204 | 115 | 101 | 12 | 185 | 354 |





GIFT NGOEPE

INFIELDER



HEIGHT | WEIGHT:
5-8 | 198

BORN:
January 18, 1990 (25)

BIRTHPLACE:
Pietersburg, South Africa

RESIDES:
Randburg, South Africa

BATS | THROWS:
Switch | Right

ACQUIRED:
NDFA - 9/29/08

Altoona

GAME HIGHS

HITS:

4, 3x, last - 6/6/14 (ALT @ TRE)

RUNS:

3, 6x, last - 8/8/13 (BRD v. FTM)

HOME RUNS:

2, 2x, last - 7/7/12 (BRD @ SLU)

RBI:

4, 5/13/14 (ALT @ BIN)

STOLEN BASES:

3, 7/20/12 (BRV v. TAM)

HITTING STREAK

7, 5x, last - 4/25-5/2/14 (ALT)

| YR | CLUB | AVG |
|-------------------------|--------------------|------|
| 09 | GCL Pirates (R) | .238 |
| 10 | State College (A-) | .205 |
| | Bradenton (A+) | .250 |
| 11 | West Virginia (A) | .306 |
| | GCL Pirates (R) | .167 |
| 12 | Bradenton (A+) | .232 |
| 13 | Altoona (AA) | .177 |
| | Bradenton (A+) | .292 |
| 14 | Altoona (AA) | .238 |
| MilB Totals (6 seasons) | | .230 |

CAREER TRANSACTIONS...Signed by the Pirates as a non-drafted free agent on 9/29/08

CURVE CUTS...First name is actually Mpho...Full name is technically pronounced mm-POH nn-WEE-pay...Mpho directly translated to "gift"...Listed as the Best Defensive Infielder in the system by Baseball America heading into the 2013, 2014 & 2015 seasons...Same publication also had him as the 30th-best prospect in the Pirates chain entering 2013 and the 29th-best entering 2014...Played for South Africa in the 2013 World Baseball Classic Qualifiers...Hit .111 (1-for-9) in three games with six walks

2014...Went 1-for-3 with a single in 2014 debut on 4/5 vs. ERI (1)...Tied a career-high with a seven game hitting streak from 4/8 to 4/14 and batted .391 (9-for-23) during the streak...Drove in game-winning run on 4/18 vs. RIC with suicide squeeze that scored Alen Hanson...Had a ten-game on base streak from 4/8-4/19...Hit first homer on 4/27 @ AKR...Had another seven-game hitting streak from 4/25 to 4/28 and batted .296 (8-for-27) during that span...Hit a three-run home run as part of a seven-run third on 5/13 @ BIN and drove in a career-high four runs...Was 4-for-4 with 2 2B, 2 RBI, 2 R on 6/6 @ TRE...Ejected from game on 6/18 @ NH after benches cleared and an on-field altercation...Fined and received a three-game suspension for involvement in benches-clearing skirmish on 6/18 at NHM...Left game with injury on 7/19 vs. BOW after diving catch at short...Returned to action on 7/22 at NBR...Went 3-for-4 w/ 2 RBI and a stolen base...Went back-to-back with K. Broxton in next game on 7/23 @ NBR and C. Paulino followed with home run...Hit .326 in 26 games with four homers and three triples in July (best month of the season)...Laid down a walk off squeeze bunt that scored Keon Broxton on 8/12 vs. TRE

2013...Walked twice in 3/30 exhibition vs. PIT... Grabbed first Double-A hit on 4/9 @ AKR (RBI single)...Hit first AA homer on 4/11 vs. HAR...Went 3-5 with an RBI and a run vs. RIC on 5/25...Three-hit game was his first of the season...Hit in four straight games from 5/24 to 5/27...Improved to hit .219 in June during 21 games...Five of his nine total multi-hit games came in June...Was placed on the Temporary Inactive List on June 28 (family)...Activated off Temporary Inactive List on 7/29 and assigned to Bradenton...Was 0-for-4 in first game back w/ Marauders...Doubled and drove in a run on 7/30 (2-for-4)... Drove in a run in four straight games from 8/2 to 8/8...Had hits in five straight games from 8/8 to 8/13 (four multi-hit games)...Went 3-for-4 and tied a career-high with three runs scored on 8/18 vs. FTM...Hit safely in six of his last seven games with Bradenton...Batted .292 in 28 games after joining Marauders...Played for Scottsdale in the Arizona Fall League...Hit .078 in 17 games

2012...Played the entire season with Bradenton...Was his first fully healthy season since 2010...Went 3-for-5 in his first game with the Marauders on 4/5 vs. STL...Went 2-for-22 over his next six games...Hit a pair of homers on 4/27 @ CHA (2-for-4, 2 HR, 3 RBI, 3 R)... Brought his average up from .188 on 4/20 to .235 on 4/30 (11-for-37, .297)... Nabbed second three-hit game of the season on 5/6 @ TAM...Grabbed first four-hit day of the season on 6/12 @ Fort Myers...Batted .246 in the first half (60 games)...Lit it up in the month of July for his best month of the season (28 games, .313, 30-for-96, 3 3B, 4 HR, 14 RBI)...Hit safely in eight-of-nine games from 7/3 to 7/12 (.353, 12-for-34)...Had second multi-homer game of the season on 7/7 @ SLU...Held to a .141 average in 26 games in August following up his torrid July...Hit .218 in the second half (64 games)...For the season, hit .271 in 65 games at home (.196 in 59 on the road)...Followed up his season with 16 games for the Scottsdale Scorpions of the Arizona Fall League...Hit .261 in the 16 games (2 2B, 1 3B, 1 HR)...Hit in final six games to raise average from .080 to .261 (10-for-21, .476)

2011...Began the season at West Virginia...Ran off a modest five-game hit streak from 4/13 to 4/17...Hit in 11-of-13 games from 4/13-4/27 (15-for-47, .319)...Was 4-for-5 with a double on 5/5 @ AUG...Injured his hamate bone and did not return to West Virginia after 5/14 for the remainder of the season...Tried to make a comeback in the GCL league with two rehab games in July

2010...Saw some brief game action with Bradenton early in 2010 before being assigned to State College...Went 3-for-4 with a homer and two driven in on 7/2 vs. WIL...Drew a walk in eight-of-nine games from 6/25 to 7/4 (13 total)...Grabbed another three-hit effort on 7/22 vs. AUB...Had his best overall month in July, hitting .264 in 28 games

2009...Came stateside for his first season and spent all of it with the GCL Pirates...Went 2-for-4 in his first game on 6/23...Hit in 10-of-12 games to start GCL Pirates season (.381, 16-for-42)...Hit his first professional home run in his final game of the season on 8/31 vs. GCL Blue Jays

| G | AB | R | H | 2B | 3B | HR | RBI | BB | SO | SB | CS | E |
|-----|------|-----|-----|----|----|----|-----|-----|-----|----|----|----|
| 47 | 160 | 24 | 38 | 4 | 0 | 1 | 9 | 21 | 52 | 13 | 9 | 6 |
| 64 | 229 | 30 | 47 | 13 | 5 | 1 | 20 | 36 | 68 | 11 | 7 | 14 |
| 2 | 4 | 0 | 1 | 0 | 0 | 0 | 0 | 1 | 2 | 0 | 0 | 1 |
| 25 | 85 | 14 | 26 | 5 | 1 | 2 | 5 | 7 | 14 | 3 | 3 | 1 |
| 2 | 6 | 0 | 1 | 0 | 0 | 0 | 0 | 0 | 1 | 0 | 0 | 0 |
| 124 | 456 | 66 | 106 | 11 | 5 | 9 | 36 | 63 | 131 | 22 | 14 | 21 |
| 72 | 220 | 29 | 39 | 10 | 2 | 3 | 16 | 28 | 82 | 10 | 3 | 10 |
| 28 | 96 | 17 | 28 | 7 | 3 | 0 | 6 | 21 | 35 | 7 | 1 | 3 |
| 131 | 437 | 58 | 104 | 17 | 9 | 9 | 52 | 51 | 135 | 13 | 8 | 11 |
| 495 | 1693 | 238 | 390 | 67 | 25 | 25 | 144 | 228 | 520 | 79 | 45 | 67 |





JOSE OSUNA

FIRST BASEMAN



HEIGHT | WEIGHT:

6-1 | 251

BORN:

December 12, 1992 (22)

BIRTHPLACE:

Bocono, Venezuela

RESIDES:

Bocono, Venezuela

BATS | THROWS:

Right | Right

ACQUIRED:

Ndfa (12/5/09)

Altoona

GAME HIGHS

HITS:

4, 5x, last - 8/24/14 (BRD @ PMB)

RUNS:

4, 7/30/12 (WVA v. HAG)

HOME RUNS:

2, 4x, last - 7/31/14 (BRD @ DAY)

RBI:

5, 7/5/11 (GCL PIR @ GCL TIG)

STOLEN BASES:

1, many times

HITTING STREAK

14 games, 8/8-8/22/12 (WV)

CAREER TRANSACTIONS...Signed by the Pittsburgh Pirates as an international free agent on December 5, 2009

CURVE CUTS...Originally scouted as a pitcher, but his velocity dropped and the Pirates signed him as a outfielder...Converted to a first baseman during 2011 season in the Gulf Coast League

2014...Spent the entire season with Adv-A Bradenton...Improved average to .298 in 97 games...Hit .279 against right-handed pitchers but posted a .344 average against lefties...Posted a .270 average while playing first base but hit .347 in 124 at-bats as designated hitter...Hit .343 in 30 games in August with 3 home runs and a season-high 22 RBI, raising his season batting average from .277 to .296...Hit .311 in the second half with eight of his 10 home runs...Posted a .365 batting average when batting third in 35 games but hit just .250 in 47 games as the clean-up hitter...Ranked second in the FSL in slugging percentage (.458) and fifth in batting average (.296)...Ranked third in batting average among Pirates farmhands...Played for Bravos de Margarita in the VWL following the season

2013...Spent the entire season with Adv-A Bradenton...Hit .244 in 123 games...Hit .294 in games at McKechnie Field but hit .200 in FSL road games...Compiled a 10-game hit streak from 7/29-8/12...Played in the Venezuelan Winter League with Navegantes del Magallanes in Valencia, VE under former Curve skipper Carlos Garcia...Made an appearance in eight games, going 3-for-7 at the plate with two doubles and two walks

2012...Spent entire season with Single-A West Virginia...Had a career high in home runs (16) and RBI (72)...Did not hit first home run until 5/13... Posted a season best .336 batting average in July, raising his season average from .263 to .284...The nine home runs he hit in July were a Power single-month record...Had a career-high hitting streak of 14 games from 8/8-8/22...Finished the season tied for second among Pirates farmhands in home runs (16) and fifth in RBI (72)

2011...Began season with GCL Pirates as a left fielder...Began playing first base on 7/2...Hit .392 for the month of July with two home runs and 18 RBI in 21 games...Had first career multi-home run game 7/5 against GCL Tigers...Also recorded a career-high five RBI in that game...His .328 batting average in the GCL was third-best among all Pirates farmhands...Promoted to State College for final two games of the regular season...Went 2-for-5 with a double in his New York-Penn League debut

2010...Made professional debut on 5/17 against VSL Mariners...Recorded first professional hit on 5/20 against VSL Phillies...Hit first professional home run on 5/24 against VSL Mariners...Went on a nine-game hitting streak from 7/4-7/15...Hit seven home runs and collected 25 RBI in July...Had first four-hit game of his career on 6/18 vs. VSL Tigers... Played right and left field...Led the VSL in home runs with 10 at 17 years old...Also ranked among the league leaders in extra-base hits (3rd, 26), total bases (T-3rd, 100) and slugging percentage (4th, .465)

| YR | CLUB | AVG | G | AB | R | H | 2B | 3B | HR | RBI | BB | SO | SB | CS | E |
|-------------------------|---------------------|------|-----|------|-----|-----|-----|----|----|-----|-----|-----|----|----|----|
| 10 | VSL Pirates (F-Rk.) | .251 | 64 | 215 | 33 | 54 | 16 | 0 | 10 | 43 | 19 | 35 | 2 | 4 | 4 |
| 11 | GCL Pirates (R) | .331 | 48 | 178 | 28 | 59 | 14 | 3 | 4 | 32 | 18 | 21 | 3 | 2 | 3 |
| | State College (A-) | .250 | 2 | 8 | 2 | 2 | 1 | 0 | 0 | 1 | 1 | 0 | 0 | 0 | 1 |
| 12 | West Virginia (A) | .280 | 126 | 482 | 68 | 135 | 36 | 0 | 16 | 72 | 31 | 82 | 4 | 4 | 16 |
| 13 | Bradenton (A+) | .244 | 123 | 454 | 47 | 111 | 25 | 1 | 8 | 48 | 35 | 76 | 18 | 6 | 7 |
| 14 | Bradenton (A+) | .296 | 97 | 365 | 47 | 108 | 23 | 3 | 10 | 57 | 28 | 72 | 4 | 2 | 4 |
| MiLB Totals (5 seasons) | | .276 | 460 | 1702 | 225 | 469 | 115 | 7 | 48 | 253 | 132 | 286 | 31 | 18 | 35 |



EDWARD SALCEDO

INFIELDER/OUTFIELDER



@EdwardSalcedo1

HEIGHT | WEIGHT:
6-3 | 210

BORN:
July 30, 1991 (23)

BIRTHPLACE:
La Vega, D.R.

RESIDES:
La Vega, D.R.

BATS | THROWS:
Right | Right

ACQUIRED:
Trade with ATL (2015)



GAME HIGHS

HITS:
5, 6/27/11 (ROM v. SAV)

RUNS:
5, 6/27/11 (ROM v. SAV)

HOME RUNS:
2, 2x, last - 6/27/14 (GCL BRA v. GCL BLU)

RBI:
7, 6/27/14 (GCL BRA v. GCL BLU)

STOLEN BASES:
3, 2x, last - 7/28/13 (MIS v. MTG)

HITTING STREAK
14 games, 5/15-5/3/13 (MIS)

CAREER TRANSACTIONS...Signed by the Atlanta Braves as an international free agent on February 23, 2010...Traded by the Atlanta Braves to the Pittsburgh Pirates for Bryton Trepagnier on February 5, 2015

CURVE CUTS...In a year where the Braves had forfeited their first-round pick for the signing of free agent closer Billy Wagner, he signed with Atlanta in 2010 for what was, at the time, the largest signing bonus the club had given an international player

2014...Spent most of the season with Triple-A Gwinnett...Began season as a third baseman but compiled an .868 fielding percentage...Sent to Gulf Coast League to convert to a right fielder on 6/23...Went 3-for-5 with his second career two-home run game and a career-high seven RBI on 6/27 against GCL Blue Jays...Spent six games in the GCL before being promoted back to Triple-A on 6/29...Had a .906 fielding percentage in right field at Triple-A...Batting average climbed as high as .217 in August after having his best full month at the plate, hitting .226 with 13 RBI...Rated by *Baseball America* as the Braves' 31st-ranked prospect after the season

2013...Spent entire season with Double-A Mississippi...Had best month of the season in May with a .327 average, five home runs, seven doubles and 14 RBI...Posted a career-high 14-game hitting streak from 5/15-5/30...Selected as a Southern League Mid-Season All-Star...Stole three bases in three tries for the second time in his career on 7/28 against Montgomery...Hit .203 in the second half of the season...Rated by *Baseball America* and MLB.com as the Braves' #12 prospect after the season

2012...Spent the entire season with A-Adv. Lynchburg as a third baseman...Went 3-for-3 in steal attempts on 7/22 against Carolina...Hit .162 in August but clubbed a season-best six home runs on the month...Finished the year with a career-high 17 home runs...Rated by *Baseball America* as the Braves' 17th-best prospect after the season and the 14th-best prospect in the Carolina League...Rated by MLB.com as the Braves' eighth-best prospect following the season

2011...Spent entire 2011 season with Single-A Rome...Played primarily as a third baseman for the Braves, but played shortstop from 4/25-5/12...Posted an .872 fielding percentage at third and a .938 percentage at shortstop...Compiled what was at the time a career-high ten-game hitting streak from 5/25-6/4...Went 5-for-5 with two solo home runs and five runs scored on 6/27 against Savannah, the first multi-home run game of his career and a career-best in hits and runs scored...Had best month in June, hitting .289 with four home runs, 10 doubles, and 13 RBI...Hit .192 in August but drove in a season-high 17 runs...Rated by *Baseball America* and MLB.com as the Braves' sixth-best prospect following the season

2010...Signed with the Atlanta Braves as an international free agent on Feb. 23...Made professional debut on 5/29 against DSL Blue Jays, going 1-for-3 with a walk...Hit first professional home run on 6/10 against DSL Rangers...Had first four-RBI game of his career on 6/10 against DSL Rangers...Hit .314 against right-handed pitchers...Promoted to Single-A Rome on 7/2 for the remainder of the season... Played primarily as a shortstop at both levels... Rated by *Baseball America* as the Braves' 16th-best prospect after the season

| YR | CLUB | AVG | G | AB | R | H | 2B | 3B | HR | RBI | BB | SO | SB | CS | E |
|-------------------------|--------------------|------|-----|------|-----|-----|-----|----|----|-----|-----|-----|----|----|-----|
| 10 | DSL Braves (F-Rk.) | .297 | 23 | 74 | 16 | 22 | 5 | 1 | 1 | 11 | 18 | 19 | 8 | 1 | 7 |
| | Rome (A) | .197 | 54 | 193 | 23 | 38 | 5 | 4 | 2 | 16 | 11 | 56 | 6 | 5 | 28 |
| 11 | Rome (A) | .248 | 132 | 508 | 83 | 126 | 27 | 6 | 12 | 68 | 41 | 105 | 23 | 10 | 47 |
| 12 | Lynchburg (A+) | .240 | 140 | 471 | 65 | 113 | 26 | 2 | 17 | 61 | 33 | 130 | 23 | 14 | 42 |
| 13 | Mississippi (AA) | .239 | 132 | 468 | 52 | 112 | 22 | 2 | 12 | 55 | 44 | 111 | 20 | 10 | 29 |
| 14 | GCL Braves (Rk.) | .211 | 5 | 19 | 2 | 4 | 1 | 0 | 2 | 7 | 1 | 2 | 1 | 0 | 0 |
| | Gwinnett (AAA) | .212 | 110 | 364 | 50 | 77 | 21 | 1 | 10 | 44 | 40 | 97 | 13 | 5 | 24 |
| MiLB Totals (5 seasons) | | .235 | 586 | 2097 | 291 | 492 | 107 | 16 | 56 | 262 | 188 | 520 | 94 | 45 | 177 |





TYLER SAMPLE

RIGHT-HANDED PITCHER



@Tbusiness89

HEIGHT | WEIGHT:
6-6 | 228

BORN:
June 27, 1989 (25)

BIRTHPLACE:
Denver, Colo.

RESIDES:
Elizabeth, Colo.

BATS | THROWS:
Right | Right

ACQUIRED:
Rule 5 Draft (2013)

Altoona

GAME HIGHS

IP (START):

8.0, 5/20/11 (WIL v. MB)

IP (RELIEF):

5.0, 5/8/11 (WIL @ FRE)

RUNS ALLOWED:

11, 7/30/08 (ROY @ ANG)

WALKS:

6, many times

STRIKEOUTS:

9, 3x, last - 8/27/14 (BRD v. FTM)

MOST HITS:

12, 7/22/11 (WIL @ KIN)

CAREER TRANSACTIONS...Drafted by the Kansas City Royals in the 3rd round of the 2008 MLB Draft from Mullen (Col.) High School...Obtained by Pittsburgh off Kansas City's NW Arkansas roster in Triple-A phase of 2013 Rule Five Draft 12/12/13

CURVE CUTS...Was named a Midwest League mid-season All-Star in 2010

2014...Made first appearance with Altoona on 4/8 vs. AKR and allowed one unearned run over three innings and earned the win...Matched a career-high with six walks on 4/12 @ RIC...Tossed five shutout innings on 4/18 vs. RIC but received a no-decision...Struck out a season-best eight over six shutout innings on 4/24 vs. HAR...Placed on Altoona DL on June 5 with a left ankle sprain...Activated off Altoona DL on July 21 and assigned to Advanced-A Bradenton...Made 10 appearances in relief for the Marauders...Fanned a career-high tying nine batters on 8/27 vs. FTM...More impressive, he struck out nine in four innings (12 BF)...Also did not allow a hit in those four innings

2013...Returned to High-A Wilmington Blue Rocks for third straight season and appeared in 18 games (six starts) with a 2-4 record and a 5.06 ERA (48 IP, 49 BB)...Tossed 4.1 innings in first game on 5/29 @ CAR but took a loss after allowing two runs (one earned) and walking four batters...Made first relief outing in next appearance on 6/2 vs. FRE...Made five starts from 6/6 to 6/29 (game two vs POT) and had a 1-3 record during that time with a 5.40 ERA before moving to bullpen for remainder of season...Allowed at least one run run in each relief outing from 7/5 to 7/25 and held a 10.24 ERA in five appearances in July...Tossed 2.1 hitless innings on 8/1 @ WS...Was first scoreless outing since 6/6...Tallied first win in relief on 8/13 vs SAL (3.0 IP, 1 H, 0 R)... Did not allow a run in final two outings of season on 8/25 @ POT and 8/31 vs. WS

2012...Appeared in 28 games (15 starts) in second season with Wilmington...Went 1-9 with a 5.84 ERA in 98.2 innings with 91 strikeouts...Was a starter in first half of season before transition to a reliever for the majority of the second half...Allowed at least one run in every start from 4/6 to 5/18 (6.13 ERA)...Was the Opening Day starter for the Blue Rocks on 4/6 @ MB and allowed three runs on three hits (2 HR) over 4.2 innings and took the loss...Lost four straight starts from 4/27 to 5/13 but put up a quality start on 4/17 vs. CAR...Struck out a season-high nine batters on 5/2 vs SAL but took a loss after allowing two runs on one hit over five innings...Earned first and only win of season on 5/23 vs POT thanks to five shutout innings...Lost final start on 6/23 @ CAR (2) and became a full-time reliever on 6/27...Looked sharp in first chance out of bullpen on 6/27 @ POT (2.0 IP, 1 H, 0 R)...Held opponents to a .247 average when a starter (15 games) but opposing batters hit .313 against him in 13 appearances as a reliever.

2011...Went 7-12 with a 5.25 ERA in 27 games (22 starts) in first season with Wilmington Blue Rocks...Alternated time in first half of season between rotation and bullpen before staying in starting rotation for majority of second half...Held a 3-1 record as a reliever with a 3.38 ERA in five appearances and went 4-11 with a 5.51 ERA as a starter

2010...Started 26 games with Burlington Bees and was named to Midwest League All-Star team...Went 6-10 with a 4.69 ERA and a .231 BAA with Bees...Earned first win on 5/1 @ QC

2009...Began season with AZL Royals for two starts in late June before shifting to Rookie-level Burlington Royals of the Appalachian League and amassed a 4-2 record with a 2.84 ERA in 12 games (nine starts) with one save...Picked up only save on 7/7 @ BLU after hurling three innings out of the bullpen...Took loss in first start of season on 7/12 vs. DAN (2.2 IP, 6 R, 2 ER, 6 H)...Struck out a season-best eight batters on 7/25 @ GRN...Earned first and second win of season on 8/6 vs PUL and 8/11 @ KNG...Ran off a great three-start stretch from 8/20 to 8/30 (2-0, 0.47 ERA, 19.0 IP, 8 H, 1 R, 6 BB, 11 K, 3 quality starts) to end the season

2008...Held an 0-5 record with a 9.00 ERA in ten games (eight starts) with AZL Royals...Made professional debut on 6/25 vs. PAD and allowed one run over one inning...Allowed a career-high 11 runs (five earned) over three innings on 7/30 @ AZLANG...Struck out seven batters in longest outing of season on 8/12 vs ATH (5.0 IP, 0 ER)

| YR | CLUB | W-L | ERA | G | GS | CG | SHO | SV | IP | H | R | ER | HR | BB | SO |
|-------------------------|-----------------|-------|------|-----|----|----|-----|----|-------|-----|-----|-----|----|-----|-----|
| 08 | AZL Royals (R) | 0-5 | 9.00 | 10 | 8 | 0 | 0 | 0 | 27.0 | 30 | 36 | 27 | 0 | 29 | 39 |
| 09 | AZL Royals (R) | 0-1 | 6.75 | 2 | 2 | 0 | 0 | 0 | 4.0 | 7 | 4 | 3 | 0 | 2 | 5 |
| | Burlington (R+) | 4-2 | 2.84 | 12 | 9 | 0 | 0 | 1 | 50.2 | 34 | 22 | 16 | 2 | 20 | 44 |
| 10 | Burlington (A) | 6-10 | 4.69 | 26 | 26 | 1 | 0 | 0 | 121.0 | 105 | 75 | 63 | 8 | 95 | 115 |
| 11 | Wilmington (A+) | 7-12 | 5.25 | 27 | 22 | 0 | 0 | 0 | 130.1 | 146 | 95 | 76 | 11 | 58 | 86 |
| 12 | Wilmington (A+) | 1-9 | 5.84 | 28 | 15 | 0 | 0 | 0 | 98.2 | 104 | 77 | 64 | 14 | 53 | 91 |
| 13 | Wilmington (A+) | 2-4 | 5.06 | 18 | 6 | 0 | 0 | 0 | 48.0 | 43 | 33 | 27 | 2 | 49 | 47 |
| 14 | Bradenton (A+) | 1-0 | 6.49 | 10 | 0 | 0 | 0 | 0 | 17.2 | 18 | 13 | 12 | 1 | 12 | 20 |
| | Altoona (AA) | 3-3 | 6.11 | 11 | 6 | 0 | 0 | 0 | 34.2 | 35 | 30 | 25 | 2 | 30 | 28 |
| MiLB Totals (7 seasons) | | 24-46 | 5.30 | 144 | 94 | 1 | 0 | 1 | 532.0 | 522 | 385 | 313 | 40 | 348 | 475 |





ANGEL SANCHEZ

RIGHT-HANDED PITCHER



HEIGHT | WEIGHT:
6-1 | 190

BORN:
November 28, 1989 (25)

BIRTHPLACE:
Tenares, D.R.

RESIDES:
Tenares, D.R.

BATS | THROWS:
Right | Right

ACQUIRED:
Waivers from CHW (2014)



GAME HIGHS

IP (START):
8.0, 5/6/12 (RC v. LE)

IP (RELIEF):
5.1, 3x, last - 8/24/12 (RC v. SJ)

RUNS ALLOWED:
8, 6/30/12 (RC @ LAN)

WALKS:
6, 2x, last - 8/7/13 (JUP v. PMB)

STRIKEOUTS:
9, 5/23/11 (GL v. SB)

MOST HITS:
10, 2x, last - 7/28/14 (BIR v. TNS)

CAREER TRANSACTIONS...Signed as an international free agent by the Los Angeles Dodgers on July 12, 2010...Traded by the Los Angeles Dodgers with Josh Wall and Steve Ames to the Miami Marlins for Ricky Nolasco and international bonus slot four on July 6 2013...Contract purchase by the Miami Marlins on November 20, 2013...Claimed off waivers from the Miami Marlins by the Tampa Bay Rays on June 13, 2014...Claimed off waivers from the Tampa Bay Rays by the Chicago White Sox on July 2, 2014...Claimed off waivers from the Chicago White Sox by the Pittsburgh Pirates on July 31, 2014

CURVE CUTS...Signed out of a Dominican college at the age of 20 in 2010...Has played for five different organizations since 2013, including four in 2014...Was part of a three-man combined no-hitter on July 22, 2013 as a member of the Jupiter Hammerheads against the Clearwater Threshers

2014...Began year with Double-A Jacksonville...Gave up five runs in 3.0 innings in his Double-A debut...Posted an 0-8 record in 12 starts with a 6.88 ERA...Removed from the 40-man roster by the Marlins and he was claimed by the Tampa Bay Rays on 6/13...Joined Double-A Montgomery on 6/22...Made two starts for the Biscuits, allowing a combined eight earned runs in nine innings...Designated for assignment by Tampa Bay and claimed off waivers by the Chicago White Sox on July 2, 2014...Assigned to A-Adv. Winston-Salem on 7/6...Earned a win in his White Sox organizational debut for the Dash on 7/6 against Wilmington, pitching 7.0 innings and allowing one run on four hits with six strikeouts...Promoted to Double-A Birmingham on 7/16...Pitched 6.0 scoreless innings on 7/18 against Mississippi to earn first career Double-A win...Gave up four runs and seven runs over next two starts and was designated for assignment by the White Sox...Claimed off waivers by the Pittsburgh Pirates on 7/31...Made Pirates organizational debut with Double-A Altoona on 8/3 against Richmond...Pitched six games for the Curve to finish the season...Sent to Arizona Fall League and went 1-0 with a 2.26 ERA in eight games as a reliever (11 K in 12 IP)...Designated for assignment by Pittsburgh in December but was not claimed off waivers...Outrighted to Triple-A Indianapolis on 12/8

2013...Began season returning to Class-A Great Lakes...Pitched seven scoreless innings, allowing just one hit and one walk with eight strikeouts on 5/6 against Wisconsin...Promoted back to Adv.-A Rancho Cucamonga on 6/26...Pitched in two games before being traded to the Marlins along with two other players for Ricky Nolasco...Made Marlins organization debut on 7/11 with Adv.-A Jupiter against Fort Myers...Picked up first win in third start after tossing six scoreless, hitless innings against Clearwater on 7/22, part of a combined no-hitter with Colby Suggs and James Nygren...Ended season as the Marlins tenth-best prospect according to MLB.com, 16th-best according to *Baseball America*

2012...Spent entire season with A-Adv. Rancho Cucamonga...Lost nine straight decisions to finish the season...Went 0-9 with an 8.75 ERA in 14 appearances (11 starts) after the All-Star break...Ended season as the Dodgers ninth-best prospect according to MLB.com, 25th-best according to *Baseball America*

2011...Joined Class-A Great Lakes and made professional and U.S. debut against South Bend on 5/23...Had nine strikeouts in first start over 5.0 innings, allowing three runs on four hits...The nine strikeouts still stand as his career high...Earned first professional win after pitching five scoreless innings against Peoria on 6/3...Posted a 2-1 record with a 2.15 ERA in his first six career appearances (three starts) before the All-Star break...Went 3-1 with a 1.20 in six games (five starts) in June...Ended season as the Dodgers sixth-best prospect according to MLB.com, 12th-best according to *Baseball America*

2010...Signed as an international free agent by the Los Angeles Dodgers on 7/12

| YR | CLUB | W-L | ERA | G | GS | CG | SHO | SV | IP | H | R | ER | HR | BB | SO |
|-------------------------|-----------------------|-------|------|----|----|----|-----|----|-------|-----|-----|-----|----|-----|-----|
| 11 | Great Lakes (A) | 8-4 | 2.82 | 20 | 16 | 0 | 0 | 0 | 99.0 | 72 | 40 | 31 | 2 | 39 | 84 |
| 12 | Rancho Cucamonga (A+) | 6-12 | 6.58 | 27 | 23 | 0 | 0 | 0 | 130.0 | 157 | 106 | 56 | 26 | 39 | 103 |
| 13 | Great Lakes (A) | 2-7 | 4.88 | 14 | 14 | 0 | 0 | 0 | 72.0 | 80 | 50 | 33 | 6 | 28 | 70 |
| | Rancho Cucamonga (A+) | 0-0 | 3.00 | 1 | 1 | 0 | 0 | 0 | 8.0 | 8 | 4 | 1 | 0 | 2 | 12 |
| | Jupiter (A+) | 4-3 | 3.22 | 10 | 10 | 1 | 0 | 0 | 50.1 | 45 | 19 | 18 | 0 | 21 | 42 |
| 14 | Jacksonville (AA) | 0-8 | 6.88 | 12 | 12 | 0 | 0 | 0 | 52.1 | 69 | 44 | 40 | 0 | 18 | 30 |
| | Montgomery (AA) | 0-1 | 8.00 | 2 | 2 | 0 | 0 | 0 | 9.0 | 11 | 8 | 8 | 0 | 2 | 6 |
| | Winston-Salem (A+) | 1-1 | 4.26 | 2 | 2 | 0 | 0 | 0 | 12.2 | 13 | 7 | 6 | 0 | 9 | 9 |
| | Birmingham (AA) | 1-2 | 6.60 | 6 | 6 | 0 | 0 | 0 | 33.1 | 22 | 14 | 11 | 0 | 10 | 21 |
| | Altoona (AA) | 0-2 | 4.32 | 6 | 6 | 0 | 0 | 0 | 40.0 | 40 | 18 | 16 | 0 | 10 | 21 |
| MiLB Totals (4 seasons) | | 22-40 | 4.98 | 98 | 88 | 1 | 0 | 0 | 482.2 | 517 | 310 | 267 | 54 | 179 | 386 |



JONATHAN SCHWIND

OUTFIELDER



@Jon_Schwind

HEIGHT | WEIGHT:

5-11 | 190

BORN:

May 30, 1990 (24)

BIRTHPLACE:

Rochester, N.Y.

RESIDES:

Hilton, N.Y.

BATS | THROWS:

Right | Right

ACQUIRED:

41st Round (2011)

Altoona

GAME HIGHS

HITS:

3, 8x, last - 5/19/14 (BRD @ DUN)

RUNS:

3, 2x, last - 8/27/11 (GCL PIR @ GCL YAN)

HOME RUNS:

1, many times

RBI:

4, 2x, last - 4/6/14 (BRD @ CHA)

STOLEN BASES:

2, 2x, last - 4/15/14 (BRD @ PMB)

HITTING STREAK

9 games, 5/18-5/29/14 (BRD)

CAREER TRANSACTIONS...Selected by the Pittsburgh Pirates in the 41st round of the 2011 draft out of Marist (NY) College

CURVE CUTS...Helped lead Marist to a 35-17 record during his junior season in 2011, the second-highest win total in school history...Hit .287 as a junior with five home runs and 32 RBI...Played in 166 games in his three-year Marist career and start 164 times...Played shortstop, second base, third base, center and right field in college, but was drafted by the Pirates as a catcher...Had not caught a game behind the plate since playing Legion baseball during high school and before that had not played catcher since middle school...Played in the New York Collegiate Baseball League in the summer of 2010 for the Amsterdam Mohawks...Won the NYCBL championship that summer and was named First team All-NYCBL and MVP of the NYCBL All-Star Game...First professional baseball player out of Hilton High School in New York...Did not record a single hit his freshman high school season...Has played catcher, all three outfield positions, as well as first and third base in his professional career

2014...Began season with A-Adv. Bradenton, where he was primarily a corner outfielder...Hit .331 in the first two months of the season with two home runs and 14 RBI...Had back-to-back three-hit games on 5/18 and 5/19 against Dunedin...Had a career-high nine-game hitting streak from 5/18-5/29...Suffered a wrist fracture in early-July and missed most of the rest of the season...Made two rehab appearances in left field in the Gulf Coast League in late-August

2013...Spent entire season with Class-A West Virginia...Played primarily in left field with some time in right field and played catcher for one game...Registered first career four-RBI game on 7/23 against Kannapolis in the second game of a doubleheader...Hit .277 in 15 games during the month of July with eight RBI

2012...Began season as the back-up catcher for Class-A West Virginia...Sent to extended spring training on 5/8 and later suffered an injury...Returned to Gulf Coast League on 8/3 and made nine rehab appearances...Promoted to short-season State College on 8/17, where he remained for the rest of the season...Played six games at catcher and five games in left field with State College

2011...Drafted by the Pittsburgh Pirates in the 41st round...Signed with the Pirates on 6/17...Made professional debut in the Gulf Coast League on 6/20, going 1-for-4 with a double and an RBI...Recorded at least one hit in each of his first seven professional games...Clubbed first professional home run on 7/7 against GCL Braves...Hit .391 in 15 games in July, raising his average as high as .403 on 7/28...Played 20 games at catcher and three games at third base...Threw out 26 percent of base stealers in first try at catching

| YR | CLUB | AVG | G | AB | R | H | 2B | 3B | HR | RBI | BB | SO | SB | CS | E |
|-------------------------|--------------------|------|-----|-----|----|-----|----|----|----|-----|----|-----|----|----|----|
| 11 | GCL Pirates (R) | .347 | 38 | 124 | 31 | 43 | 14 | 2 | 4 | 25 | 13 | 24 | 4 | 1 | 7 |
| 12 | West Virginia (A) | .206 | 10 | 34 | 4 | 7 | 0 | 0 | 0 | 2 | 2 | 11 | 2 | 0 | 2 |
| | GCL Pirates (R) | .240 | 9 | 25 | 3 | 6 | 2 | 0 | 0 | 5 | 3 | 6 | 0 | 2 | 0 |
| | State College (A-) | .118 | 11 | 34 | 2 | 4 | 0 | 1 | 0 | 2 | 2 | 7 | 0 | 0 | 0 |
| 13 | West Virginia (A) | .216 | 75 | 232 | 27 | 50 | 9 | 0 | 2 | 25 | 25 | 56 | 11 | 1 | 1 |
| 14 | Bradenton (A+) | .289 | 47 | 166 | 18 | 48 | 8 | 2 | 3 | 16 | 14 | 38 | 4 | 6 | 0 |
| | GCL Pirates (R) | .167 | 2 | 6 | 1 | 1 | 0 | 0 | 0 | 1 | 1 | 1 | 1 | 0 | 0 |
| MiLB Totals (4 seasons) | | .256 | 192 | 621 | 86 | 159 | 33 | 5 | 9 | 76 | 60 | 143 | 22 | 10 | 10 |



JOSH SMITH

LEFT-HANDED PITCHER



HEIGHT | WEIGHT:

6-3 | 206

BORN:

October 11, 1989 (25)

BIRTHPLACE:

Kansas City, Mo.

RESIDES:

Pleasant Hill, Mo.

BATS | THROWS:

Left | Left

ACQUIRED:

25th Round (2012)

Altoona

GAME HIGHS

IP (START):

n/a

IP (RELIEF):

4.0, 4/23/14 (BRD @ CHA)

RUNS ALLOWED:

6, 5/8/13 (WVA v. GVL) (2)

WALKS:

3, 5/12/14 (BRD v. LAK)

STRIKEOUTS:

4, 3x, last - 7/4/14 (BRD @ PMB)

MOST HITS:

6, 4/11/13 (WVA @ ASH)

CAREER TRANSACTIONS...Selected by the Milwaukee Brewers in 26th round of the 2011 draft out of Wichita State University but did not sign...Selected by the Pittsburgh Pirates in the 25th round of the 2012 draft out of Wichita State University

CURVE CUTS...Lettered in baseball, basketball, and football at Pleasant Hill High School in Missouri...Named all-conference, all-district and all-state as a pitcher and outfielder...Holds school single-season records in hits, doubles and games started...Holds school career strike-out record...Football all-conference selection as a defensive back...High school baseball and football teammates with St. Louis Cardinals minor league pitcher Lee Stoppelmeier...Played four collegiate seasons for the Wichita State Shockers, which has also produced five-time MLB All-Star Joe Carter and former Cleveland Indians and Seattle Mariners manager Eric Wedge...Named to the Athletic Director's Honor Roll all four years...Went 7-4 in 15 starts with a 3.00 ERA as a junior...Named Missouri Valley Conference Pitcher of the Week in April 2011...Posted a 6-4 record with a 3.10 ERA in 16 starts as a senior...Honorable mention All-Missouri Valley Conference selection in 2012

2014...Spent entire season with A-Adv. Bradenton...Did not allow a run in six appearances in April across 15.0 innings...Converted first eight save opportunities...Was a FSL mid-season All-Star...Back-to-back four-strikeout outings on 7/1 and 7/4 (4.0 IP)...Went 2-0 with a save and an 0.79 ERA in eight appearances in July...Only blown save came in final closing chance on 8/24 at Palm Beach...Had a 1.78 ERA in the second half...Opponents hit .191 off him for the year...The .191 batting average against was the lowest for any reliever in the FSL...Had the fifth-most saves among Pirates farmhands in '15...Never allowed more than two runs in any outing all season...Made one appearance in the playoffs for Bradenton (1.0 IP, 1 BB, 1 K)

2013...Began season with Class-A West Virginia...Earned first career save on 4/11 at Asheville despite allowing four earned runs on six hits in 3.0 innings...Went on disabled list in late-May...Made one appearance on 8/29 in the Gulf Coast League

2012...Drafted by the Pittsburgh Pirates in the 25th round...Signed on June 13...Made professional debut with short-season State College on 6/20, working 1.0 perfect inning with two strikeouts...Went 0-for-2 in save chances...Earned first professional win on 7/27 against Connecticut...Opposing left-handed hitters batted .158 against him but righties hit .325

| YR | CLUB | W-L | ERA | G | GS | CG | SHO | SV | IP | H | R | ER | HR | BB | SO |
|-------------------------|--------------------|-----|------|----|----|----|-----|----|-------|-----|----|----|----|----|----|
| 12 | State College (A-) | 2-1 | 3.68 | 21 | 0 | 0 | 0 | 0 | 29.1 | 31 | 17 | 12 | 0 | 11 | 23 |
| 13 | GCL Pirates (R) | 1-0 | 0.00 | 1 | 0 | 0 | 0 | 0 | 1.0 | 1 | 0 | 0 | 0 | 1 | 1 |
| | West Virginia (A) | 1-1 | 6.75 | 13 | 0 | 0 | 0 | 1 | 24.0 | 30 | 19 | 18 | 1 | 10 | 17 |
| 14 | Bradenton (A+) | 4-2 | 1.93 | 35 | 0 | 0 | 0 | 8 | 56.0 | 38 | 13 | 12 | 1 | 25 | 51 |
| MiLB Totals (3 seasons) | | 8-4 | 3.43 | 70 | 0 | 0 | 0 | 9 | 110.1 | 100 | 49 | 42 | 2 | 47 | 92 |





JUNIOR SOSA

OUTFIELDER



HEIGHT | WEIGHT:
5-10 | 167

BORN:
October 3, 1990 (24)

BIRTHPLACE:
Caracas, Venezuela

RESIDES:
Caracas, Venezuela

BATS | THROWS:
Left | Left

ACQUIRED:
N DFA (3/10/08)

Altoona

GAME HIGHS

HITS:

3, many times

RUNS:

3, 6x, last - 4/17/12 (WVA v. ASH)

HOME RUNS:

1, many times

RBI:

3, 8/9/11 (SC v. ABD)

STOLEN BASES:

4, 5/27/09 (VSL PIT vs. VSL DET)

HITTING STREAK

7 games, 6x, last - 4/17-4/26/2012 (WV)

CAREER TRANSACTIONS...Signed by the Pittsburgh Pirates as a non-drafted free agent on March 10, 2008

2014...Added to Altoona Curve roster on 5/31...Played in 12 games for the Curve...Hitless through first ten Double-A at-bats...Knocked first hit on 6/20 at Portland...Placed on Disabled List on 6/25 (Left Hamstring Strain) made retroactive to 6/24...Did not return to game action in 2014...Hit .600 (9-for-15) with three doubles in final five games before injury

2013...Returned to Class-A West Virginia to begin season...Promoted to Adv.-A Bradenton on 4/20...Returned to West Virginia on 5/4...Made 37 starts in center field for the season in West Virginia...Returned to Bradenton on 6/12 for duration of season...Hit .288 in July across 19 games...Fourth outfielder at both levels...Recorded 100th career stolen base on 7/27 at Brevard County...Played in Venezuelan Winter League...Hit .338 with three doubles and four triples in 20 games as a member of Bravos de Margarita of Porlamar, VE...Second-highest batting average on team (for anyone that played in at least 20 games) behind New York Mets infielder Wilmer Flores, who hit .375

2012...Began season with Single-A West Virginia...Tied a career-best with a seven-game hitting streak from 4/17-4/26...Hit .345 in April with seven RBI...Briefly promoted to Adv.-A Bradenton from 6/14-7/9 for a fill-in role...Hit .171 in ten games...Sent back to West Virginia on 7/13...Closed out the season hitting .292 in 14 games in August

2011...Began season with GCL Pirates...Promoted to State College on 8/2...Hit safely in each of the first seven games of his season with State College from 8/2-8/9...Hit an inside-the-park home run on 8/24 for his only home run of the years

2010...Spent entire season with GCL Pirates...Made U.S. debut on 6/21 vs. GCL YAN...Had a career-high seven-game hitting streak from 7/1-7/8...Ended the season among the league leaders in stolen bases (20, T-2nd) and batting average (.296, 8th)...Played all three outfield positions

2009...Spent entire season with VSL Pirates...Played all three outfield positions...Hit .333 across 22 games in July...Worked 34 walks and struck out 34 times...Stole a career-high 25 bases in 40 attempts...Finished the year among the league leaders in stolen bases (25, 2nd), triples (six, 2nd) and walks (34, T-3rd)...His .985 fielding percentage led all league outfielders

2008...Signed as an international free agent with the Pittsburgh Pirates...Spent season with VSL Pirates...Made professional debut on 5/12...Recorded first professional hit on 5/13...Grabbed 16 stolen bases but was caught 12 times...Exclusively played center field except for a six-game stretch in late-July where he spent time in left field.

| YR | CLUB | AVG | G | AB | R | H | 2B | 3B | HR | RBI | BB | SO | SB | CS | E |
|----|-------------------------|------|-----|------|-----|-----|----|----|----|-----|-----|-----|-----|----|----|
| 08 | VSL Pirates (F-Rk.) | .249 | 53 | 181 | 25 | 45 | 7 | 0 | 1 | 14 | 23 | 36 | 16 | 12 | 1 |
| 09 | VSL Pirates (F-Rk.) | .303 | 64 | 238 | 42 | 72 | 7 | 6 | 0 | 32 | 34 | 34 | 25 | 15 | 2 |
| 10 | GCL Pirates (R) | .296 | 44 | 142 | 29 | 42 | 3 | 0 | 1 | 11 | 18 | 20 | 20 | 6 | 2 |
| 11 | GCL Pirates (R) | .238 | 15 | 42 | 7 | 10 | 0 | 0 | 0 | 1 | 9 | 7 | 3 | 2 | 1 |
| | State College (A-) | .195 | 22 | 82 | 9 | 16 | 2 | 0 | 1 | 9 | 28 | 33 | 22 | 10 | 2 |
| 12 | West Virginia (A) | .268 | 80 | 257 | 34 | 69 | 4 | 3 | 2 | 22 | 10 | 10 | 0 | 1 | 1 |
| | Bradenton (A+) | .171 | 10 | 35 | 2 | 6 | 1 | 0 | 0 | 6 | 0 | 10 | 0 | 1 | 1 |
| 13 | West Virginia (A) | .242 | 38 | 124 | 13 | 30 | 9 | 0 | 0 | 15 | 12 | 22 | 6 | 2 | 1 |
| | Bradenton (A+) | .247 | 53 | 178 | 17 | 44 | 8 | 1 | 0 | 18 | 16 | 33 | 4 | 4 | 1 |
| 14 | Altoona (AA) | .360 | 12 | 25 | 2 | 9 | 3 | 0 | 1 | 1 | 3 | 3 | 1 | 0 | 0 |
| | MILB Totals (7 seasons) | .263 | 391 | 1304 | 180 | 343 | 44 | 10 | 5 | 129 | 144 | 206 | 102 | 54 | 12 |



JACOB STALLINGS

CATCHER



HEIGHT | WEIGHT:
6-5 | 231

BORN:
December 22, 1989 (25)

BIRTHPLACE:
Lawrence, Kan.

RESIDES:
Brentwood, Tenn.

BATS | THROWS:
Right | Right

ACQUIRED:
7th Round (2012)

Altoona

GAME HIGHS

HITS:

4, 2x, last - 7/23/12 (SC v. BAT)

RUNS:

3, 2, last - 7/28/13 (BRD @ BRV)

HOME RUNS:

2, 8/16/13 (BRD v. FTM)

RBI:

5, 8/24/14 (BRD @ PMB)

STOLEN BASES:

1, many times

HITTING STREAK

9 games, 7/18-7/27/12 (SC)

CAREER TRANSACTIONS... Selected by the Cincinnati Reds in the 42nd round of the 2011 draft from the University of North Carolina at Chapel Hill but did not sign...Selected by the Pittsburgh Pirates in the 7th round of the 2012 draft from the University of North Carolina at Chapel Hill

CURVE CUTS... Son of Kevin Stallings, former Purdue basketball player and current Vanderbilt University head basketball coach since 1999...Played four seasons for the Tar Heels of the University of North Carolina at Chapel Hill...Set the UNC single-season record for baserunners caught stealing with 32 basestealers caught in his 2011 junior season (was the third-most in the country)...Second Team All-ACC selection in 2012

2014... Spent the entire season with A-Adv. Bradenton...Snagged a career-high five RBI on 8/24 against Palm Beach...Hit .429 in August across 49 at-bats to bring his season average from .182 to .241...Ended the season with a six-game hitting streak for the second consecutive year...Batted .288 in 34 games in the second half of the season (.188 in 34 games in the first half)...Threw out 32.1 percent of basestealers (35-of-109)...Went 1-for-4 with a run scored and two RBI in the playoffs

2013... Spent the entire season with A-Adv. Bradenton...Collected first multi-home run game with two solo shots on 8/16 vs. Fort Myers...Ended the season with his second six-game hitting streak of the year...

2012... Spent all but one game of his season with State College...Made professional debut...Hit .268 in 164 AB before All-Star Break...Hit .129 in 62 at-bats after the All-Star Break...Had best offensive month in July, hitting .318 with 15 RBI...Found first career four-hit game on 7/13 against Staten Island with two doubles...Added a second four-hit game against Batavia on 7/23... Selected as a New York-Penn League mid-season All-Star...Ran off a career-high nine-game hitting streak from 7/18-7/27...Promoted to Double-A Altoona for one game on 9/2... Went 1-for-1 in Double-A debut...Sent back to State College on 9/4 to finish season... Recognized after the season by being presented with the team's leadership award

| YR | CLUB | AVG | G | AB | R | H | 2B | 3B | HR | RBI | BB | SO | SB | CS | E |
|-------------------------|--------------------|-------|-----|-----|----|-----|----|----|----|-----|-----|-----|----|----|----|
| 12 | State College (A-) | .230 | 66 | 226 | 26 | 52 | 16 | 2 | 1 | 30 | 32 | 73 | 2 | 0 | 4 |
| | Altoona (AA) | 1.000 | 1 | 1 | 0 | 1 | 0 | 0 | 0 | 0 | 0 | 0 | 0 | 0 | 0 |
| 13 | Bradenton (A+) | .219 | 78 | 251 | 36 | 55 | 16 | 2 | 6 | 23 | 45 | 62 | 1 | 1 | 5 |
| 14 | Bradenton (A+) | .241 | 68 | 212 | 22 | 51 | 11 | 0 | 4 | 30 | 28 | 52 | 1 | 2 | 4 |
| MiLB Totals (3 seasons) | | .230 | 213 | 690 | 84 | 159 | 43 | 4 | 11 | 83 | 105 | 187 | 4 | 3 | 13 |



JORDAN STERANKA

FIRST BASEMAN



HEIGHT | WEIGHT:

6-1 | 206

BORN:

November 14, 1989 (25)

BIRTHPLACE:

Pittsburgh, Pa.

RESIDES:

Pittsburgh, Pa.

BATS | THROWS:

Left | Right

ACQUIRED:

21st Round (2012)

Altoona

GAME HIGHS

HITS:

4, 2x, last - 4/4/14 (BRD @ CHA)

RUNS:

3, 7/8/14 (BRD v. STL)

HOME RUNS:

1, many times

RBI:

4, 8/4/14 (BRD v. BRV)

STOLEN BASES:

1, 3x, last - 4/28/14 (BRD @ FTM)

HITTING STREAK

8 games, 7/30-8/6/13 (WVA)

CAREER TRANSACTIONS....Selected by the Houston Astros in the 30th round of the 2011 draft out of Penn State University but did not sign...Selected by the Pittsburgh Pirates in the 21st round of the 2012 draft out of Penn State University

CURVE CUTS....Finished his collegiate career three hits shy of Penn State's all-time hits record...All-time leader in Penn State history in at-bats, total bases, and doubles, second in RBI, third in triples, and fourth in home runs...Named a second-team All-American by College Sports Madness after senior season...Had exactly 70 hits in each of his first three seasons at Penn State...Third-team All-Big Ten and Big Ten All-Rookie Team selection as a freshman

2014....Spent entire season with Adv-A Bradenton...Split time between first base and designated hitter...Hit first home run of the season on Opening Night at Charlotte...Collected second career four-hit game in second game of the season on 4/4 against Charlotte...Missed May with an injury...Grabbed his first career four-RBI game on 8/4 vs. Brevard County...Enjoyed best average in August, hitting .287 while playing in 30 games (six doubles, 18 RBI)...Hit .289 in the second half (69 games)...Of his 50 RBI on the season, 43 came in the second half...Walked only 15 times in 395 plate appearances

2013....Began season in extended spring training...Promoted to Single-A West Virginia on 6/20...Registered first career hit and RBI with a 2-for-5 game on 6/21 against Lakewood...Registered first career four-hit game on 6/27 against Lakewood...Career-high eight-game hitting streak from 7/30-8/6...Hit first career home run on 8/1 against Lakewood...Hit .292 at home in Charleston (30 games) but batted just .210 in 37 road games.

2012....Drafted by the Pittsburgh Pirates in the 21st round...Signed on September 4

| YR | CLUB | AVG | G | AB | R | H | 2B | 3B | HR | RBI | BB | SO | SB | CS | E |
|-------------------------|-------------------|------|-----|-----|----|-----|----|----|----|-----|----|-----|----|----|---|
| 13 | West Virginia (A) | .247 | 67 | 263 | 29 | 65 | 11 | 2 | 3 | 25 | 9 | 90 | 2 | 3 | 4 |
| 14 | Bradenton (A+) | .278 | 97 | 371 | 39 | 103 | 21 | 1 | 7 | 50 | 15 | 76 | 1 | 4 | 5 |
| MiLB Totals (3 seasons) | | .265 | 164 | 634 | 68 | 168 | 32 | 3 | 10 | 75 | 24 | 166 | 3 | 7 | 9 |





SEBASTIAN VALLE

CATCHER



HEIGHT | WEIGHT:
6-1 | 205

BORN:
July 24, 1990

BIRTHPLACE:
Los Mochis, Mexico

RESIDES:
Los Mochis, Mexico

BATS | THROWS:
Right | Right

ACQUIRED:
Free agent (11/18/14)

Altoona

GAME HIGHS

HITS:

4, 6/2/11, (CLR v. STL)

RUNS:

3, 3x, last - 8/1/08 (GCL PHI @ GCL BRA)

HOME RUNS:

2, 5x, last - 7/22/13 (REA @ BIN)

RBI:

5, 4x, last - 5/9/14 (LHV v. GWN)

STOLEN BASES:

1, many times

HITTING STREAK

11 games, 5/26-6/20/11 (CLR)

| YR | CLUB | AVG |
|----|-------------------------|------|
| 07 | DSL Phillies (F-Rk.) | .284 |
| 08 | GCL Phillies (R) | .281 |
| 09 | Lakewood (A) | .223 |
| | Williamsport (A-) | .307 |
| 10 | Lakewood (A) | .255 |
| 11 | Clearwater (A+) | .284 |
| 12 | Reading (AA) | .261 |
| | Lehigh Valley (AAA) | .218 |
| 13 | Reading (AA) | .203 |
| 14 | Lehigh Valley (AAA) | .220 |
| | MILB Totals (8 seasons) | .256 |

CAREER TRANSACTIONS...Signed with the Philadelphia Phillies as an international free agent on October 10, 2006...Contract purchased by the Philadelphia Phillies, added to the 40-man roster on November 18, 2011...Designated for assignment by the Phillies on December 18, 2013...Outrighted to Triple-A by the Phillies on December 20, 2013...Contract expired with the Phillies on November 3, 2014, became a free agent...Signed as a minor league free agent by the Pittsburgh Pirates on November 18, 2014

CURVE CUTS...Played for Caneros de Los Mochis of the Mexican Pacific League during each offseason from 2008-2013, spending time at catcher, first base, third base, left field and right field...Played for Team Mexico in the World Baseball Classic in 2013

2014...Began season with Double-A Reading...Received three promotions to Triple-A Lehigh Valley throughout the season (4/17, 6/22, 8/20)...Twice sent back to Double-A Reading (5/16, 7/27)...Threw out 54 percent of basestealers at Double-A and 42 percent at Triple-A...Named honorable mention Phillies Organization All-Star at catcher by MiLB.com

2013...Spent entire season with Double-A Reading...Hit 50th career minor league home run on 4/7 against New Hampshire...Played one game in left field on 4/16 against Harrisburg...Hit just .182 after the All-Star break...Designated for assignment by the Phillies on 12/18

2012...Began season with Double-A Reading...Totaled four home runs in three consecutive months (May, June, July)...Had a season-best 10-game hit streak from 7/16-27 (.390)...Promoted to Triple-A Lehigh Valley on 8/1...Rated by *Baseball America* as the Phillies' 14th-best prospect and top defensive catcher prospect after the season...Rated by MLB.com the Phillies' sixth-best prospect and the eighth-best catcher prospect in baseball after season

2011...Spent entire season with A-Adv. Clearwater...Played in the Futures Game at Arizona's Chase Field as part of the MLB All-Star festivities...Posted a career-high 11-game hitting streak from 5/26-6/20...Hit .391 in May with six doubles, two home runs, and nine RBI...Batted .356 with three doubles, a triple and 8 RBI in June...Selected to FSL mid-season All-Star Team...Added to the Phillies' 40-man roster on 11/18...Rated by *Baseball America* as the Phillies' third-best prospect, best defensive catcher in the organization and 12th-best prospect in the Florida State League after the season


2010...Spent entire season with Single-A Lakewood...Handled the South Atlantic League's best pitching staff in ERA...First career five-RBI game on 6/7 against Greensboro...Hit .280 with six home runs, five doubles and 22 RBI in June...Batted .270 with five home runs, seven doubles and 19 RBI in August...Was a SAL post-season All-Star...Played in all seven playoff games as Lakewood won its second consecutive South Atlantic League championship...Rated by *Baseball America* as the sixth-best prospect in the Phillies' system and the 19th-best prospect in the South Atlantic League after the season

2009...Began season with Single-A Lakewood...Hit .217 through 41 games...Sent to short-season Williamsport on 6/25...First multi-home run game of career on 7/14 against Brooklyn...20 RBI in July...Returned to Single-A Lakewood on 9/4 for final four games of the regular season...Played in six South Atlantic League playoff games, collecting five RBI with two doubles and a home run as the BlueClaws won the league championship...Rated by *Baseball America* as the 7th-best prospect in the Phillies' system and the fourth-best prospect in the New York-Penn League after the season

2008...Spent entire season in the Gulf Coast League...Made U.S. debut on 6/19, going 2-for-4 with a home run and a double...Hit second home run in his fourth game...Rated by *Baseball America* as the seventh-best prospect in the Gulf Coast League after the season

2007...Made professional debut at 16 years old for the Dominican Summer League Phillies on 6/3, going 3-for-5 with a double and an RBI...Hit first professional home run in second game on 6/5, going 3-for-4 with three RBI...Hit .380 through first 14 games to finish month of June with 10 RBI and seven doubles

| G | AB | R | H | 2B | 3B | HR | RBI | BB | SO | SB | CS | E |
|-----|------|-----|-----|-----|----|----|-----|-----|-----|----|----|----|
| 54 | 176 | 29 | 50 | 13 | 1 | 2 | 25 | 29 | 26 | 4 | 4 | 5 |
| 48 | 167 | 27 | 47 | 15 | 0 | 2 | 18 | 12 | 31 | 0 | 0 | 3 |
| 45 | 157 | 16 | 35 | 12 | 1 | 1 | 15 | 16 | 37 | 1 | 2 | 1 |
| 50 | 192 | 25 | 59 | 15 | 5 | 6 | 40 | 10 | 41 | 0 | 0 | 3 |
| 117 | 447 | 51 | 114 | 28 | 1 | 16 | 74 | 27 | 101 | 3 | 2 | 9 |
| 91 | 348 | 34 | 99 | 19 | 2 | 5 | 40 | 13 | 84 | 0 | 0 | 2 |
| 83 | 310 | 31 | 81 | 13 | 1 | 13 | 45 | 11 | 83 | 0 | 2 | 0 |
| 22 | 78 | 7 | 17 | 2 | 0 | 4 | 13 | 2 | 31 | 0 | 1 | 3 |
| 98 | 354 | 38 | 72 | 15 | 2 | 12 | 41 | 19 | 88 | 1 | 1 | 1 |
| 37 | 113 | 4 | 29 | 4 | 0 | 1 | 10 | 5 | 19 | 0 | 0 | 3 |
| 38 | 127 | 17 | 28 | 7 | 0 | 4 | 22 | 4 | 33 | 0 | 0 | 1 |
| 683 | 2469 | 279 | 631 | 143 | 13 | 66 | 343 | 148 | 574 | 9 | 12 | 31 |



ANDY VASQUEZ

INFIELDER/OUTFIELDER



@andyvasquez02

HEIGHT | WEIGHT:

6-0 | 208

BORN:

October 8, 1987 (27)

BIRTHPLACE:

Santo Domingo, D.R.

RESIDES:

San Pedro de Macoris, D.R.

BATS | THROWS:

Left | Right

ACQUIRED:

NDFA - 9/4/06



GAME HIGHS

HITS:

4, 2x, last - 7/29/11 (WVA v. LWD)

RUNS:

3, 2x, last - 8/29/11 (WVA v. LEX)

HOME RUNS:

2, 2x, last - 8/29/11 (WVA v. LEX)

RBI:

5, 8/24/08 (SC @ MV)

STOLEN BASES:

3, 5/7/14 (ALT v. BOW)

HITTING STREAK

10 games, 7/3-7/13/08 (SC)

CAREER TRANSACTIONS...Signed by the Pittsburgh Pirates as a non-drafted free agent on 9/4/06

CURVE CUTS...Eighth professional season...Signed by the Pirates at the age of 18 out of the Dominican Republic

2014: Spent entire season with Double-A Altoona...Hit a two-run home run on 4/9 vs. AKR off Duke von Schamann...Came in as a pitcher on 6/3 vs. BIN for fifth career appearance and allowed two home runs and notched first career strikeout (Dustin Lawley)...Fined and received a three-game suspension for involvement in benches-clearing skirmish on 6/18 at NHM...Served three-game suspension from 6/21-23...Came in to pitch on 7/10 vs. ERI (1.0, 1 R, 2 BB, K)...Hit safely in eight straight games from 7/6-7/14 and ended after only one at bat on 7/18 vs. BOW...Hit .344 (11-for-32) during streak...Made third relief outing of season on 7/24 @ BOW (1.0, 1 H, 0 R)...Pitched a perfect ninth in Altoona's 12-0 loss on 8/24 vs. NBR...Plated walkoff run in the final home game of the season after he stole second and scored on a throwing error by the catcher on 8/28 vs. RIC...Hit go-ahead home run in the eighth inning on 9/1 to give the Curve a win in the season finale...Set career highs in doubles (18) and home runs (11)

2013...Was 1-for-2 as a member of the Bucs in 3/30 exhibition...Batted .345 (19-for-55) during 16 games during the month of April (2 HR, 4 RBI)...Batted .429 (15-for-35) during a season-best nine-game hit streak from 4/20 (2) to 4/30...Appeared as a pitcher 5/26 vs. RIC tossed a scoreless inning, while issuing one walk...Saw action in 22 games during May and hit .143 (8-for-56) with four RBI

2012...Spent the majority of the season with Bradenton before appearing in two games with the Curve in September...Appeared in three games 4/22, 6/26 & 8/30 as a pitcher for Bradenton (2.1 IP, 0 H, 0 R, 1 BB, 1 K)...Had five straight multi-hit games from 8/25-8/30 (10-19, .526, 2 2B, 2 3B, 6 RBI)...Appeared at every position except catcher, first base and shortstop for Bradenton...Found his first career hit in Double-A, an RBI-double, on 9/1 vs. Erie...Drove home a career-high 40 runs

2011...Spent the season with West Virginia and posted a career-high .278 batting average and appeared in a career-high 113 games...Led the South Atlantic League in triples (13)...Hit for a much better average .302 at home than on the road where he hit .257...Swung a hot bat in the month of July hitting .319 with ten XBH and seven RBI, including four hit games on 7/15 vs. Hickory and 7/29 vs. Lakewood...Ended the season on a seven-game hitting streak (10-31, .322, 2 3B, 2 HR, 7 RBI)

2010...Appeared in a career-low 29 games splitting time between State College and West Virginia...Recorded a hit in 11 of 13 games after being promoted to West Virginia...Posted a .323 average at home while with West Virginia compared to .263 on the road

2009...Spent the entire season with State College...Served as a utility infielder with the Spikes and primarily saw action at shortstop...Hit safely in eight-of-nine games from 7/20 to 7/28...Finished the year in a 3-38 (.079) slump in the month of August

2008...Played his first season in the U.S. with the State College Spikes...Came out of the gate red-hot, putting together a 10-game hitting streak 14-39 (.359, 4 2B, 2 3B, 5 RBI)...Struggled against left-handers going just 7-for-41 (.171, 3 RBI, 3 BB, 15 K)

2007...Spent his first professional season with the DSL Pirates...First professional hit against the DSL White Sox on 6/4 was a two-run single in a 6-1 victory...Hit first professional home run, a two-run shot in the eighth inning of a 13-4 win, on 6/28/07 vs. DSL White Sox

| YR | CLUB | AVG | G | AB | R | H | 2B | 3B | HR | RBI | BB | SO | SB | CS | E |
|----|------------------------|------|-----|------|-----|-----|----|----|----|-----|----|-----|----|----|----|
| 07 | DSL Pirates (F-Rk.) | .211 | 34 | 57 | 9 | 12 | 2 | 0 | 1 | 7 | 12 | 17 | 4 | 3 | 5 |
| 08 | State College (A-) | .235 | 46 | 166 | 26 | 39 | 6 | 2 | 5 | 23 | 11 | 51 | 6 | 2 | 7 |
| 09 | State College (A-) | .190 | 42 | 147 | 18 | 28 | 5 | 3 | 0 | 5 | 10 | 37 | 6 | 4 | 12 |
| 10 | State College (A-) | .220 | 16 | 41 | 6 | 9 | 1 | 0 | 2 | 6 | 0 | 11 | 0 | 0 | 3 |
| | West Virginia (A) | .300 | 13 | 50 | 10 | 15 | 1 | 3 | 1 | 8 | 2 | 20 | 3 | 1 | 1 |
| 11 | West Virginia (A) | .278 | 113 | 417 | 66 | 116 | 15 | 13 | 5 | 39 | 12 | 78 | 24 | 10 | 22 |
| 12 | Bradenton (A+) | .264 | 85 | 288 | 34 | 76 | 15 | 3 | 5 | 39 | 11 | 60 | 7 | 10 | 7 |
| | Altoona (AA) | .250 | 2 | 4 | 1 | 1 | 1 | 0 | 0 | 1 | 0 | 1 | 0 | 0 | 0 |
| 13 | Altoona (AA) | .248 | 94 | 262 | 32 | 65 | 5 | 4 | 4 | 27 | 15 | 71 | 12 | 9 | 10 |
| 14 | Altoona (AA) | .268 | 96 | 272 | 38 | 73 | 18 | 1 | 11 | 38 | 15 | 61 | 17 | 6 | 8 |
| | MLB Totals (7 seasons) | .255 | 541 | 1704 | 240 | 434 | 69 | 29 | 34 | 193 | 88 | 407 | 79 | 45 | 75 |





ERIC WOOD

THIRD BASEMAN



@ericwood24

HEIGHT | WEIGHT:
6-0 | 198

BORN:
November 22, 1992 (22)

BIRTHPLACE:
Toronto, Ontario, CAN

RESIDES:
Oshawa, Ontario, CAN

BATS | THROWS:
Right | Right

ACQUIRED:
6th Round (2012)

Altoona

GAME HIGHS

HITS:

4, 2x, last - 5/9/14 (BRD @ CHA)

RUNS:

3, 2x, last - 8/27/14 (BRD v. FTM)

HOME RUNS:

1, many times

RBI:

4, 3x, last - 6/16/13 (WVA @ GBO)

STOLEN BASES:

1, many times

HITTING STREAK

9 games, 6/30-7/10/14 (BRD)

CAREER TRANSACTIONS...Selected by the Oakland Athletics in the 37th round of the 2011 draft but did not sign...Selected by the Pittsburgh Pirates in the 6th round of the 2012 draft out of Blinn College in Brenham, Tex.

CURVE CUTS...First Canadian selected in the 2012 draft...One of seven Ontario Blue Jays alumni drafted in 2012...Was originally a pitcher with Ontario amateur team before he crushed during a home run derby in 2010...Derby was position players vs. pitchers and after the Derby, Wood became a position player...Hit .318 with four home runs and 39 RBI only season at Blinn College...As a pitcher, surrendered one run in 4.0 IP with four strikeouts and two walks...Blinn College also produced MLB outfielder Justin Ruggiano (TB, MIA, CHC)

2014...Spent entire season with Adv.-A Bradenton...Missed beginning of the season with an injury...Joined Bradenton in mid-April...Matched career-best with eight-game hit streak from 6/1-10...Established a new career-best hit streak with a nine-gamer from 6/30-7/10...Hit .382 (13-for-34, 6 2B) during the streak...Closed out the season by hitting .330 in August with eight doubles and 15 RBI...Hit .229 in the first half while batting .305 after the midway point...Grabbed four hits on 5/9 @ CHA (HR shy of the cycle)...Posted a .918 fielding percentage during the regular season...Was part of a playoff team for a third straight season...Hit .286 (2-for-7) in two playoff games

2013...Spent entire season with Class-A West Virginia...Set a career high with four RBI in three separate games...Hit .282 in April with four home runs and 11 RBI...Only hit two home runs the rest of the season...One of which was a grand slam on 6/16 vs. GBO...Hit safely in eight straight games (tying career-best) from 7/29-8/5 to raise average nearly 20 points (.247 to .264)...Was a part of a playoff team for a second-straight season...Hit .100 in three playoff games (1-for-10) with two runs scored and four walks

2012...Joined GCL Pirates in mid-June...Made professional debut on 6/29 vs. BLU...Clubbed first career home run on 7/17 vs. BRA...Put together a career-best eight-game hitting streak from July 14-July 23...Was a part of 2012 GCL Pirates squad that won the league championship...In three playoffs games with the GCL club, Wood batted .455 (5-for-11) with three doubles and one RBI...Received late-season promotion to State College on 8/30 following GCL Championship...Played in six games for the Spikes

OPEN THE FLOOD GATES

The first-ever home game in Curve history took place on April 15, 1999 when a crowd of 6,171 (a sellout) braved rainy conditions and a one-hour rain delay for the home opener against the Bowie Baysox. The Curve defeated the Baysox, 6-1, as Bronson Arroyo tossed 5.1 scoreless innings to notch the first of his 15 wins -- a club record -- which remains intact entering the 2011 season. Garrett Long hit the first home run at BCB, a two-run shot in the fourth inning to give the Curve an early, 2-0, lead. Altoona broke the game open by scoring four runs in the seventh inning, highlighted by a Craig Wilson two-run homer.


| YR | CLUB | AVG | G | AB | R | H | 2B | 3B | HR | RBI | BB | SO | SB | CS | E |
|-------------------------|--------------------|------|-----|-----|-----|-----|----|----|----|-----|----|-----|----|----|----|
| 12 | GCL Pirates (R) | .287 | 36 | 122 | 21 | 35 | 8 | 1 | 4 | 24 | 14 | 25 | 2 | 4 | 3 |
| | State College (A-) | .200 | 6 | 20 | 0 | 4 | 1 | 1 | 0 | 6 | 0 | 9 | 0 | 0 | 1 |
| 13 | West Virginia (A) | .255 | 97 | 364 | 40 | 93 | 20 | 0 | 6 | 51 | 29 | 88 | 2 | 3 | 28 |
| 14 | Bradenton (A+) | .271 | 113 | 399 | 51 | 108 | 28 | 6 | 3 | 44 | 41 | 93 | 7 | 3 | 27 |
| MiLB Totals (3 seasons) | | .265 | 252 | 905 | 112 | 240 | 57 | 8 | 13 | 125 | 84 | 215 | 11 | 10 | 59 |



Listed below are all of the Pittsburgh Pirates draft picks from the 2014 amateur draft. Bold indicates a signed player. This year's MLB Draft will take place June 8-10 and the Pirates will have the 20th pick in the first round.



Cole Tucker



Connor Joe



Mitch Keller



Trey Supak



Jordan Luplow

| Round | Pick | Player | School | Pos. | B/T | DOB |
|-------|------|-----------------|-----------------------------------|------|-----|----------|
| 1 | 24 | Cole Tucker | Mountain Pointe HS (Ariz.) | SS | S/R | 7/3/96 |
| CBA | 39 | Connor Joe | University of San Diego | OF | R/R | 8/16/92 |
| 2 | 64 | Mitch Keller | Xavier HS (Iowa) | RHP | R/R | 4/4/96 |
| CBB | 73 | Trey Supak | La Grange (Texas) HS | RHP | R/R | 5/31/96 |
| 3 | 100 | Jordan Luplow | Fresno State | RF | R/R | 9/26/93 |
| 4 | 131 | Taylor Gushue | Florida | C | S/R | 12/19/93 |
| 5 | 161 | Michael Suchy | Florida Gulf Coast | RF | R/R | 4/15/93 |
| 6 | 191 | Tyler Eppler | Sam Houston State | RHP | R/R | 1/5/93 |
| 7 | 221 | Nelson Jorge | International Baseball Acad. (PR) | SS | S/R | 12/14/95 |
| 8 | 251 | Austin Coley | Belmont University | RHP | R/R | 7/14/92 |
| 9 | 281 | Kevin Krause | Stony Brook University | C | R/R | 11/23/92 |
| 10 | 311 | Alex McRae | Jacksonville University | RHP | R/R | 4/6/93 |
| 11 | 341 | Gage Hinsz | Billings (Mont.) West HS | RHP | R/R | 4/20/96 |
| 12 | 371 | Tyler Filliben | Samford University | SS | R/R | 8/8/92 |
| 13 | 401 | Frank Duncan | Kansas | RHP | R/R | 1/30/92 |
| 14 | 431 | Chase Simpson | Wichita State | 3B | S/R | 2/17/92 |
| 15 | 461 | Eric Dorsch | Kent State | RHP | R/R | 9/23/91 |
| 16 | 491 | Sam Street | Univ. of Texas - Pan American | RHP | R/R | 3/18/92 |
| 17 | 521 | Michael Clemens | McNeese State University | RHP | R/R | 7/27/93 |
| 18 | 551 | Erik Lunde | Lander University | 2B | L/R | 1/14/92 |
| 19 | 581 | Carl Anderson | Bryant College | CF | L/L | 9/1/92 |
| 20 | 611 | John Sever | Bethune-Cookman College | LHP | L/L | 7/26/93 |
| 21 | 641 | Eric Thomas | Langham Creek Senior HS (Texas) | CF | S/L | 3/30/95 |
| 22 | 671 | Eric Karch | Pepperdine | RHP | R/R | 10/15/91 |
| 23 | 701 | Zach Warren | St. Augustine College Prep | LHP | L/L | 6/9/96 |
| 24 | 731 | Denis Karas | Campolindo HS (Calif.) | 3B | R/R | 11/27/95 |
| 25 | 761 | Erik Forgione | Washington | SS | R/R | 9/9/92 |
| 26 | 791 | Jerrick Suiter | TCU | RF | R/R | 3/4/93 |
| 27 | 821 | Jess Amedee | Univ. of Texas - Arlington | RHP | R/R | 9/5/93 |
| 28 | 851 | Nick Neumann | Central Connecticut State | RHP | R/R | 4/26/91 |
| 29 | 881 | Zachary Lucas | Louisville | 2B | R/R | 7/23/93 |
| 30 | 911 | David Andriese | UC Riverside | RF | L/R | 3/2/91 |
| 31 | 941 | Luis Paula | North Carolina | RHP | S/R | 6/22/93 |
| 32 | 971 | Montana DuRapau | Bethune-Cookman College | RHP | R/R | 3/27/92 |
| 33 | 1001 | Zach Lewis | Wabash Valley College | RHP | R/R | 5/24/95 |
| 34 | 1031 | Colin Welmon | Loyola Marymount Univ. | RHP | L/R | 8/7/92 |
| 35 | 1061 | Chris Eades | Delgado Community College | RHP | R/R | 7/1/93 |
| 36 | 1091 | Palmer Betts | Chipola College | RHP | R/R | 4/13/94 |
| 37 | 1121 | Bryant Holtmann | Florida State | LHP | R/L | 2/5/93 |
| 38 | 1151 | Paul DeJong | Illinois State University | C | R/R | 8/2/93 |
| 39 | 1181 | Daniel Keating | Gulfport (Miss.) HS | 3B | R/R | 9/23/95 |
| 40 | 1211 | Tyler Brown | College of Southern Nevada | 2B | R/R | 1/18/95 |



HISTORY | RECORDS

Andrew McCutchen played with the Curve in 2006 and 2007 before eventually becoming the Pirates everyday centerfielder. He is the first former Curve player in history to go on and win a league MVP award at the MLB level.

Photo:
Joy Absalon



YEAR-BY-YEAR RECORDS

| YEAR | W-L | PCT | PLACE | GB | MANAGER |
|----------|------------------|-------------|------------|-------------|---------------------|
| 1999 | 67-73 | .479 | 6th | 13.0 | Marty Brown |
| 2000 | 74-68 | .521 | 4th | 11.0 | Marty Brown |
| 2001 | 63-79 | .444 | 5th | 21.0 | Dale Sveum |
| 2002 | 72-69 | .511 | 4th | 21.0 | Dale Sveum |
| 2003 | 78-63 | .553 | 2nd | 10.0 | Dale Sveum |
| 2004 | 85-56 | .603 | 1st | +5.5 | Tony Beasley |
| 2005 | 76-66 | .535 | 2nd | 8.0 | Tony Beasley |
| 2006 | 75-64 | .540 | 2nd | 10.5 | Tim Leiper |
| 2007 | 73-68 | .518 | 3rd | 8.5 | Tim Leiper |
| 2008 | 65-77 | .458 | 5th | 19.0 | Tim Leiper |
| 2009 | 62-80 | .437 | 6th | 27.0 | Matt Walbeck |
| 2010 | 82-60 | .577 | 1st | +5.0 | Matt Walbeck |
| 2011 | 64-77 | .454 | 6th | 15.5 | P.J. Forbes |
| 2012 | 72-70 | .507 | 3rd | 10.5 | P.J. Forbes |
| 2013 | 63-79 | .444 | 6th | 14.0 | Carlos Garcia |
| 2014 | 61-81 | .429 | 5th | 18.0 | Carlos Garcia |
| ALL-TIME | 1132-1130 | .500 | | | |

Bold indicates years that Altoona made the E.L. Playoffs

ALL-TIME REGULAR SEASON RECORD VS. OPPONENTS

| TEAM | HOME | AWAY | OVERALL | TEAM | HOME | AWAY | OVERALL |
|--------------|--------------|---------------|----------------|---------------|--------------|---------------|----------------|
| Akron | 87-89 (.494) | 63-97 (.394) | 150-186 (.446) | New Britain | 31-22 (.585) | 29-27 (.518) | 60-49 (.550) |
| Binghamton | 36-30 (.545) | 33-40 (.452) | 69-70 (.496) | New Hampshire | 17-18 (.486) | 18-15 (.545) | 35-33 (.515) |
| Bowie | 67-71 (.486) | 67-64 (.511) | 134-135 (.498) | New Haven# | 9-6 (.600) | 8-9 (.471) | 18-17 (.514) |
| Connecticut% | 17-17 (.500) | 24-19 (.558) | 41-36 (.532) | Portland | 29-23 (.558) | 22-27 (.449) | 51-50 (.505) |
| Erie | 73-82 (.471) | 86-83 (.509)* | 159-165 (.491) | Reading | 72-65 (.525) | 55-73 (.430)^ | 127-138 (.479) |
| Harrisburg | 86-50 (.632) | 72-81 (.471) | 158-131 (.547) | Richmond | 39-22 (.639) | 17-28 (.378) | 56-50 (.528) |
| | | | | Trenton | 44-28 (.611) | 30-42 (.416) | 74-70 (.514) |

*Includes 0-1 record at PNC Park in Pittsburgh, June 26, 2004 (considered Curve road game)

^Includes 0-1 record at Citizens Bank Park in Philadelphia, June 12, 2006

#The New Haven Ravens moved to Manchester, N.H. following the 2003 season

% The Connecticut Defenders moved to Richmond, Va. following the 2009 season

ALL-TIME MONTH-BY-MONTH RECORDS

| Year | April | May | June | July | August | September | Final Record |
|--------|----------------|----------------|----------------|----------------|----------------|--------------|------------------|
| 1999 | 9-11 | 15-16 | 18-11 | 14-14 | 9-18 | 2-3 | 67-73 |
| 2000 | 8-14 | 14-15 | 18-11 | 15-14 | 18-11 | 1-3 | 74-68 |
| 2001 | 10-15 | 11-17 | 10-17 | 17-11 | 13-17 | 2-2 | 63-79 |
| 2002 | 12-12 | 18-12 | 13-13 | 15-15 | 12-17 | 2-0 | 72-69 |
| 2003 | 12-12 | 15-14 | 19-9 | 14-14 | 18-13 | 0-1 | 78-63 |
| 2004 | 11-10 | 17-12 | 20-9 | 14-11 | 19-11 | 4-3 | 85-56 |
| 2005 | 10-9 | 16-13 | 17-13 | 14-14 | 15-16 | 4-1 | 76-66 |
| 2006 | 15-8 | 18-12 | 13-12 | 15-12 | 14-17 | 0-3 | 75-64 |
| 2007 | 9-11 | 14-16 | 17-11 | 16-12 | 15-16 | 2-2 | 73-68 |
| 2008 | 10-15 | 11-17 | 14-14 | 16-15 | 13-16 | 1-0 | 65-77 |
| 2009 | 6-14 | 9-20 | 12-17 | 15-14 | 18-10 | 2-5 | 62-80 |
| 2010 | 14-6 | 19-12 | 17-10 | 10-19 | 20-9 | 2-4 | 82-60 |
| 2011 | 10-11 | 17-13 | 7-20 | 12-17 | 17-12 | 1-4 | 64-77 |
| 2012 | 8-14 | 16-14 | 14-13 | 16-13 | 15-16 | 3-0 | 72-70 |
| 2013 | 11-14 | 10-20 | 15-12 | 15-11 | 11-21 | 1-1 | 63-79 |
| 2014 | 10-12 | 10-23 | 9-18 | 18-13 | 13-15 | 1-0 | 61-81 |
| TOTALS | 165-188 | 230-246 | 233-210 | 236-219 | 240-235 | 28-32 | 1132-1130 |

REMEMBER THE NAME

The name "Curve" was officially chosen as the team nickname on July 2, 1998. The name was selected by fans in a name the team contest. Other finalists included "Fish", "Ridge Runners" and "Lake Monsters". Curve was selected for two reasons: one for the baseball connotation but also as a tribute to the historic Horseshoe Curve, located just outside the city of Altoona. The landmark Horseshoe Curve was built in the 1850s as a means to make it easier for incoming trains to navigate through the Allegheny Mountains. The first train went around "the Curve" in 1854.



CURVE ALL-TIME POSTSEASON RESULTS

2003 EASTERN LEAGUE DIVISIONAL SERIES vs. Akron Aeros (Indians)

| DATE | SITE | RESULT | WINNER | LOSER | SAVE | ATT. |
|-------------|---------|---------|---------------|--------------------|------------|-------|
| September 3 | Akron | L, 2-8 | Paul Rigdon | Landon Jacobsen | None | 6,773 |
| September 4 | Akron | W, 4-3 | Mike Johnston | Kazuhito Tadano | Todd Ozias | 8,026 |
| September 5 | ALTOONA | L, 6-11 | Jose Vargas | John VanBenschoten | None | 7,097 |
| September 6 | ALTOONA | L, 0-8 | Kyle Evans | Ian Oquendo | None | 5,583 |

Akron wins Best-of-Five Series, 3-1

2004 EASTERN LEAGUE DIVISIONAL SERIES vs. Erie SeaWolves (Tigers)

| DATE | SITE | RESULT | WINNER | LOSER | SAVE | ATT. |
|--------------|---------|---------|----------------|--------------|------|-------|
| September 9 | ALTOONA | W, 14-2 | Zach Duke | Kyle Sleeth | None | 4,869 |
| September 10 | ALTOONA | W, 8-3 | Tom Gorzelanny | Matt Roney | None | 5,221 |
| September 11 | Erie | W, 14-4 | Bobby Bradley | Rick Kirsten | None | 4,183 |

Altoona wins Best-of-Five Series, 3-0

2004 EASTERN LEAGUE CHAMPIONSHIP SERIES vs. New Hampshire Fisher Cats (Blue Jays)

| DATE | SITE | RESULT | WINNER | LOSER | SAVE | ATT. |
|--------------|------------|--------|-------------------|----------------|----------------|-------|
| September 14 | ALTOONA | L, 4-5 | Brandon League | Blake Stein | Jordan DeJong | 4,438 |
| September 15 | ALTOONA | L, 4-5 | Chris Baker | Tom Gorzelanny | Jordan DeJong | 4,093 |
| September 18 | Manchester | L, 0-2 | Francisco Rosario | Ian Snell | Brandon League | 3,394 |

New Hampshire wins Best-of-Five Series, 3-0, to win Eastern League Championship

2005 EASTERN LEAGUE DIVISIONAL SERIES vs. Akron Aeros (Indians)

| DATE | SITE | RESULT | WINNER | LOSER | SAVE | ATT. |
|--------------|---------|---------|------------------|------------------|---------------|-------|
| September 7 | Akron | L, 7-11 | Jeremy Sowers | Eddie Candelario | None | 4,728 |
| September 8 | Akron | L, 4-6 | Chris Cooper | Brady Borner | Edward Mujica | 4,621 |
| September 9 | ALTOONA | W, 3-0 | Tom Gorzelanny | Rafael Perez | None | 4,547 |
| September 10 | ALTOONA | W, 6-3 | Hansel Izquierdo | Jake Dittler | Matt Capps | 4,255 |
| September 11 | Akron | L, 4-6 | Travis Foley | Justin Kaye | Edward Mujica | 3,642 |

Akron wins Best-of-Five Series, 3-2

2006 EASTERN LEAGUE DIVISIONAL SERIES vs. Akron Aeros (Indians)

| DATE | SITE | RESULT | WINNER | LOSER | SAVE | ATT. |
|--------------|---------|----------|------------------|-----------------|----------------|-------|
| September 6 | Akron | L, 10-12 | Adam Miller | Jason Roach | Jim Ed Warden | 7,800 |
| September 7 | Akron | L, 0-12 | Aaron Laffey | Josh Shortslef | None | 7,688 |
| September 8 | ALTOONA | W, 4-1 | Landon Jacobsen | Ryan Tatusko | Brandon Knight | 4,508 |
| September 9 | ALTOONA | W, 3-1 | Wardell Starling | Jensen Lewis | Blaine Neal | 3,472 |
| September 10 | Akron | L, 2-5 | Tony Sipp | Nerio Rodriguez | Jim Ed Warden | 6,206 |

Akron wins Best-of-Five Series, 3-2

2010 EASTERN LEAGUE DIVISIONAL SERIES vs. Harrisburg Senators (Nationals)

| DATE | SITE | RESULT | WINNER | LOSER | SAVE | ATT. |
|--------------|------------|---------|---------------|---------------|---------------|-------|
| September 8 | ALTOONA | L, 5-10 | Tom Milone | Rudy Owens | None | 3,099 |
| September 9 | ALTOONA | W, 6-4 | Derek Hankins | Adrian Alaniz | Daniel Moskos | 3,414 |
| September 10 | Harrisburg | W, 7-2 | Justin Wilson | Ryan Tatusko | None | 4,119 |
| September 11 | Harrisburg | W, 10-5 | Tony Watson | Tanner Roark | Daniel Moskos | 3,051 |

Altoona wins Best-of-Five Series, 3-1

2010 EASTERN LEAGUE CHAMPIONSHIP SERIES vs. Trenton Thunder (Yankees)

| DATE | SITE | RESULT | WINNER | LOSER | SAVE | ATT. |
|--------------|---------|-------------|-----------------|-----------------|---------------|-------|
| September 14 | ALTOONA | L, 3-2 (10) | Andrew Brackman | Bryan Morris | None | 5,501 |
| September 15 | ALTOONA | W, 6-4 | Jeff Locke | Dellin Betances | Daniel Moskos | 3,197 |
| September 17 | Trenton | W, 5-0 | Justin Wilson | Adam Warren | Daniel Moskos | 3,351 |
| September 18 | Trenton | W, 5-2 | Tony Watson | Manny Banuelos | Daniel Moskos | 3,095 |

Altoona wins Best-of-Five Series, 3-1, to win its first E.L. Championship

CRAZY EIGHTS!

In 2010, Curve outfielder Alex Presley had an unprecedented day at the plate on May 24 in Akron. The Monroe, La. native exploded for eight RBI to surpass Curve legend Adam Hyzdu for the most RBI in one game in franchise history. That feat was duplicated in 2013 by another Curve OF in Alex Dickerson, who tied the mark on July 26 in Manchester, N.H. against the Fisher Cats. Dickerson was 3-for-6 that day with a home run and two runs scored. It was part of a big weekend in Manchester as it came one night after the Curve threw the second combined no-hitter in franchise history.

YEAR-BY-YEAR TEAM BATTING LEADERS

| YEAR | AVG. (min. 300 TPA) | HITS | HOME RUNS | RBI |
|------|------------------------------|--------------------------------|--------------------------|----------------------------|
| 1999 | Adam Hyzdu (.316) | Tike Redman (143) | Adam Hyzdu (24) | Adam Hyzdu (78) |
| 2000 | Rob Mackowiak (.297) | Rob Mackowiak (156) | Adam Hyzdu (31) | Adam Hyzdu (106) |
| 2001 | Rico Washington (.302) | Shaun Skrehot (125) | Dan Meier (13) | J.R. House (56) |
| 2002 | Tony Alvarez (.318) | Tony Alvarez (161) | Carlos Rivera (22) | Carlos Rivera (84) |
| 2003 | Kevin Nicholson (.294) | Chris Duffy (137) | Shawn Garrett (13) | Shawn Garrett (67) |
| 2004 | Jeff Keppinger (.338) | Nate McLouth (166) | Ray Sadler (20) | Josh Bonifay (76) |
| 2005 | Jose Bautista (.283) | Rajai Davis (140) | Josh Bonifay (25) | Jose Bautista (90) |
| 2006 | Brett Roneberg (.303) | Javier Guzman (130) | Ray Sadler (15) | Simon Pond (78) |
| 2007 | Steven Pearce (.334) | Neil Walker (124) | Adam Boeve (17) | Steven Pearce (72) |
| 2008 | Jason Delaney (.292) | Brad Corley (131) | Jonel Pacheco (12) | Jonel Pacheco (52) |
| 2009 | Jonel Pacheco (.275) | Jonel Pacheco (119) | Jonel Pacheco (14) | Jason Delaney (65) |
| 2010 | Hector Gimenez (.305) | Josh Harrison (156) | Hector Gimenez (16) | Matt Hague (86) |
| 2011 | Starling Marte (.332) | Starling Marte (178) | Quincy Latimore (15) | Quincy Latimore (59) |
| 2012 | Brock Holt (.322) | Brock Holt (123) | Quincy Latimore (15) | Matt Curry (76) |
| 2013 | Alex Dickerson (.288) | Alex Dickerson (130) | Jarek Cunningham (19) | Alex Dickerson (68) |
| 2014 | Elias Diaz (.328) | Alen Hanson (135) | Stetson Allie (21) | Willy Garcia (63) |
| YEAR | RUNS SCORED | DOUBLES | TRIPLES | STOLEN BASES |
| 1999 | Tike Redman (84) | A Hernandez/K. Haverbusch (26) | Tike Redman (12) | Tike Redman (29) |
| 2000 | Adam Hyzdu (96) | Adam Hyzdu (39) | Rico Washington (7) | Rob Mackowiak (18) |
| 2001 | Shaun Skrehot (61) | S. Skrehot/C. Rivera (30) | Lee Evans (8) | Shaun Skrehot (24) |
| 2002 | Tony Alvarez (79) | Tony Alvarez (37) | Shawn Garrett (8) | Tony Alvarez (29) |
| 2003 | Chris Duffy (84) | Kevin Nicholson (31) | 3 Players Tied (6) | Chris Duffy (34) |
| 2004 | Nate McLouth (93) | Nate McLouth (40) | Chris Duffy (6) | Chris Duffy (32) |
| 2005 | Rajai Davis (82) | Jose Bautista (27) | Craig Stansberry (11) | Davis/Thompson (45) |
| 2006 | Simon Pond (64) | Simon Pond (32) | Vic Buttler (14) | Buttler/Morgan (21) |
| 2007 | Neil Walker (77) | Neil Walker (30) | J. Bowers/V. Buttler (4) | Vic Buttler (22) |
| 2008 | Jonel Pacheco (64) | Brad Corley (25) | Shelby Ford (10) | Shelby Ford (19) |
| 2009 | Jonel Pacheco (58) | Jason Delaney (25) | Jason Delaney (5) | Jonel Pacheco (15) |
| 2010 | Chase d'Arnaud (91) | C. d'Arnaud/J. Harrison (33) | Chase d'Arnaud (9) | Chase d'Arnaud (33) |
| 2011 | Starling Marte (91) | Starling Marte (38) | Brock Holt (9) | Starling Marte (24) |
| 2012 | Robbie Grossman (59) | Matt Curry (34) | Brock Holt (6) | Adalberto Santos (17) |
| 2013 | Adalberto Santos (62) | Alex Dickerson (36) | Mel Rojas, Jr. (9) | Adalberto Santos (21) |
| 2014 | Keon Broxton (67) | Willy Garcia (27) | Alen Hanson (12) | Drew Maggi (37) |
| YEAR | GAMES PLAYED | AT-BATS | WALKS | STRIKEOUTS |
| 1999 | Tike Redman (136) | Tike Redman (532) | Garrett Long (63) | Alex Hernandez (110) |
| 2000 | Adam Hyzdu (142) | Rob Mackowiak (526) | Adam Hyzdu (94) | Adam Hyzdu (102) |
| 2001 | Lee Evans (118) | Shaun Skrehot (468) | Richard Paz (52) | Lee Evans (116) |
| 2002 | Shawn Garrett (131) | Tony Alvarez (507) | Rico Washington (60) | J.J. Davis (101) |
| 2003 | Chris Duffy (137) | Jose Castillo (498) | Chris Duffy (44) | Josh Bonifay (106) |
| 2004 | Nate McLouth (133) | Nate McLouth (515) | Nate McLouth (48) | Josh Bonifay (96) |
| 2005 | Rajai Davis (123) | Rajai Davis (499) | Tom Evans (51) | Craig Stansberry (114) |
| 2006 | Javier Guzman (129) | Javier Guzman (485) | Simon Pond (59) | Simon Pond (121) |
| 2007 | Andrew McCutchen (118) | Andrew McCutchen (446) | Neil Walker (53) | Adam Boeve (100) |
| 2008 | Brad Corley (134) | Brad Corley (500) | Jason Delaney (68) | James Boone (107) |
| 2009 | Jason Delaney (125) | Jason Delaney (435) | Jason Delaney (57) | Jason Delaney (90) |
| 2010 | Miles Durham (136) | Chase d'Arnaud (530) | Matt Hague (61) | Miles Durham (139) |
| 2011 | Brock Holt (132) | Starling Marte (536) | Brock Holt (50) | Quincy Latimore (140) |
| 2012 | Quincy Latimore (126) | Quincy Latimore (413) | Robbie Grossman (59) | Jarek Cunningham (111) |
| 2013 | Jarek Cunningham (132) | Jarek Cunningham (468) | Adalberto Santos (59) | Jarek Cunningham (127) |
| 2014 | Gift Ngoepe (131) | Alen Hanson (482) | Stetson Allie (71) | Willy Garcia (145) |

YEAR-BY-YEAR TEAM PITCHING LEADERS

| YEAR | ERA (min. 75 IP) | WINS | LOSSES | SAVES |
|------|--------------------------------|--------------------------------|------------------------------|----------------------------|
| 1999 | Paul Ah Yat (3.02) | Bronson Arroyo (15) | Brian O'Connor (11) | Matt Duff (12) |
| 2000 | Sam McConnell (1.61) | Brian O'Connor (12) | J. Grabow/S. Sparks (7) | Brian Smith (12) |
| 2001 | Justin Reid (2.54) | 6 Players Tied (5) | C. Alvarado/C. Spurling (7) | Tony Pavlovich (12) |
| 2002 | Ben Shaffar (3.15) | Justin Reid (11) | John Grabow (13) | Chris Spurling (20) |
| 2003 | Landon Jacobsen (2.93) | Sean Burnett (14) | Landon Jacobsen (11) | Todd Ozias (21) |
| 2004 | Ian Snell (3.16) | Bryan Bullington (12) | 3 Players Tied (7) | Jeff Miller (18) |
| 2005 | Brady Borner (2.08) | Matt Peterson (11) | Paul Stewart (10) | Justin Kaye (22) |
| 2006 | Shane Youman (1.51) | Landon Jacobsen (14) | Landon Jacobsen (9) | Brandon Knight (27) |
| 2007 | Dewon Brazelton (3.53) | Luis Munoz (12) | Josh Shortslef (13) | Matt Peterson (29) |
| 2008 | Yoslan Herrera (3.46) | Juan Mateo (7) | Derek Hankins/Josh Hill (11) | Ronald Belisario (9) |
| 2009 | Brad Lincoln (2.28) | Y.Herrera/D. Moskos (11) | Daniel Moskos (10) | Sean Smith (7) |
| 2010 | Michael Dubee (2.24) | J. Hughes/R. Owens (12) | J. Hughes/J. Wilson (8) | Daniel Moskos (21) |
| 2011 | Kyle McPherson (3.02) | Aaron Pribanic (10) | Mike Colla (11) | Noah Krol (24) |
| 2012 | Phil Irwin (2.93) | Brandon Cumpston (12) | Brandon Cumpston (11) | Vic Black (13) |
| 2013 | Casey Sadler (3.31) | Casey Sadler (11) | David Bromberg (12) | Luis Sanz (16) |
| 2014 | Adrian Sampson (2.55) | Adrian Sampson (10) | Joely Rodriguez (11) | Kenn Kasparek (13) |
| YEAR | GAMES | INNINGS PITCHED | STRIKEOUTS | WALKS |
| 1999 | David Daniels (55) | Brian O'Connor (153.1) | Brian O'Connor (106) | Brian O'Connor (92) |
| 2000 | Matt Duff (47) | John Grabow (145.1) | John Grabow (109) | John Grabow (65) |
| 2001 | Clint Chrysler (51) | Chris Spurling (121.2) | Carlos Alvarado (73) | John Grabow (39) |
| 2002 | C. Chrysler/C. Spurling (51) | Justin Reid (153.2) | Adrian Burnside (122) | Adrian Burnside (67) |
| 2003 | Todd Ozias (51) | Landon Jacobsen (162.2) | Mike Connolly (90) | Landon Jacobsen (40) |
| 2004 | Jeff Miller (52) | Ian Snell (151.0) | Ian Snell (142) | Bryan Bullington (47) |
| 2005 | Justin Kaye (53) | Matt Peterson (143.2) | Tom Gorzelanny (124) | Matt Peterson (74) |
| 2006 | Brandon Knight (51) | Landon Jacobsen (154.0) | M. Connolly/J. Vasquez (87) | Landon Jacobsen (55) |
| 2007 | Matt Peterson (51) | Josh Shortslef (149.1) | Luis Munoz (89) | Josh Shortslef (59) |
| 2008 | R. Belisario/P. Bresnahan (38) | Derek Hankins (119.0) | Kyle Bloom (93) | Kyle Bloom (55) |
| 2009 | Jeff Sues (40) | Daniel Moskos (149.0) | Mike Crotta (97) | Daniel Moskos (58) |
| 2010 | Michael Dubee (45) | Jared Hughes (150.2) | Justin Wilson (134) | Justin Wilson (71) |
| 2011 | Noah Krol (54) | Aaron Pribanic (153.0) | Jeff Locke (114) | Jeff Locke (46) |
| 2012 | Vic Black (51) | Brandon Cumpston (152.1) | Brandon Cumpston (88) | Nathan Baker (57) |
| 2013 | Luis Sanz (47) | David Bromberg (136.0) | David Bromberg (127) | David Bromberg (52) |
| 2014 | Ryan Beckman (45) | Adrian Sampson (148.0) | Adrian Sampson (99) | Zack Dodson (46) |





Only players making major league debut AFTER playing for Altoona are included
Players are listed in order of their MLB debuts

| PLAYER | YEAR(S) | MAJOR LEAGUE SERVICE |
|--------------------------|---------------|---|
| Yamid Haad, C | 1999-01 | Pittsburgh '99, San Francisco '05 |
| Kory DeHaan, OF | 1999 | San Diego '00 & '02 |
| Brian O'Connor, LHP | 1999-00, 02 | Pittsburgh '00 |
| Bronson Arroyo, RHP | 1999 | Pittsburgh '00-02, Boston '03-05, Cincinnati '06-13, Arizona '14 |
| Kane Davis, RHP | 1999 | Cleveland '00, Milwaukee '00, Colorado '01, New York (NL) '02, Milwaukee '05, Philadelphia '07 |
| Tike Redman, OF | 1999 | Pittsburgh '00-01, '03-05, Baltimore '07 |
| Stephen L. Sparks, RHP | 2000-01 | Pittsburgh '00 |
| Alex Hernandez, OF | 1999-00 | Pittsburgh '00-01 |
| Adam Hyzdu, OF | 1999-00 | Pittsburgh '00-03, Boston '04-05, San Diego '05, Texas '06 |
| Brian Smith, RHP | 2000-01 | Pittsburgh '00 |
| Joe Beimel, LHP | 2000 | Pittsburgh '01-03; '11, Minnesota '04, Tampa Bay '05, Los Angeles (NL) '06-08, Washington '09, Colorado '09-'10 |
| Jack Wilson, SS | 2000 | Pittsburgh '01-09, Seattle '09-11, Atlanta '11 |
| Craig Wilson, C/1B | 1999 | Pittsburgh '01-06, NY Yankees '06, Atlanta '07 |
| Rob Mackowiak, UTIL | 1999-00 | Pittsburgh '01-05, Chi. Sox '06-07, San Diego '07, Washington '08 |
| Dave Williams, LHP | 2001 | Pittsburgh '01-02, '04-05, Cincinnati '06, NY Mets '06-07 |
| Jarrod Patterson, 3B | 2000 | Detroit '01, Kansas City '03 |
| Luis Figueroa, INF | 1999-00 | Pittsburgh '01, Toronto '06, San Francisco '07 |
| Humberto Cota, C | 2000 | Pittsburgh '01-07 |
| Brendan Donnelly, RHP | 1999 | Los Angeles (AL) '02-06, Boston '07, Cleveland '08, Florida '09, Pittsburgh '10 |
| Ron Wright, 1B | 1999 | Seattle '02 |
| Kevin Pickford, LHP | 2000 | San Diego '02 |
| Matt Duff, RHP | 1999-00 | St. Louis '02 |
| Tony Alvarez, OF | 2001-02 | Pittsburgh '02 & '04 |
| J.J. Davis, OF | 2001-02 | Pittsburgh '02-04, Washington '05 |
| Chris Spurling, RHP | 2001-02 | Detroit '03, '05-06, Milwaukee '06-07 |
| D.J. Carrasco, RHP | 2000-01 | Kansas City '03-05, Chicago (AL) '08-09, Pittsburgh '10, New York (NL) '11-12 |
| Carlos Rivera, 1B | 2001-02 | Pittsburgh '03-04 |
| Mike Gonzalez, LHP | 1999, 2001-03 | Pittsburgh '03-06, Atlanta '07-09, Baltimore '10-11, '14 Texas '11 |
| John Grabow, LHP | 2000-03 | Washington '12, Milwaukee '13 |
| J.R. House, C | 2001-03 | Pittsburgh '03-09, Chicago (NL) '09-11 |
| Shawn Camp, RHP | 2001, 03 | Pittsburgh '03-04, Houston '06 & '08, Baltimore '07, Houston '08 |
| Jeff Bennett, RHP | 2001, 03 | Kansas City '04-05, Tampa Bay '06-07, Toronto '08-11, Chicago '12-13 |
| Jose Castillo, INF | 2003 | Philadelphia '14 |
| Mike Johnston, LHP | 2003 | Milwaukee '04, Atlanta '07-08, Tampa Bay '09 |
| Chris Shelton, 1B/C | 2003 | Pittsburgh '04-07, San Francisco '08, Houston '08 |
| Anastacio Martinez, RHP | 2003 | Pittsburgh '04-05 |
| Sean Burnett, LHP | 2003 | Detroit '04-06, Texas '08, Seattle '09 |
| Sam McConnell, LHP | 1999-00 | Boston '04 |
| John Van Benschoten, RHP | 2003, 06 | Pittsburgh '04 & '08-09, Washington '09-12, Los Angeles (AL) '13 |
| Ian Snell, RHP | 2003-04 | Atlanta '04 |
| Jeff Keppinger, INF | 2004 | Pittsburgh '04 & '07-08 |
| Frank Brooks, LHP | 2003 | Pittsburgh '04-09, Seattle '09-10 |
| Chris Duffy, OF | 2003-04 | New York (NL) '04, Kansas City '06, Cincinnati '07-08, Houston '09-11, |
| Ray Sadler, OF | 2003-06 | San Francisco '11, Tampa Bay '12, Chicago (AL) '13 |
| Ryan Doumit, C | 2001, 04 | Pittsburgh '04, Atlanta '05 |
| Nate McLouth, OF | 2004 | Pittsburgh '05-07, Milwaukee '09 |
| Zach Duke, LHP | 2004 | Pittsburgh '05 |
| Brad Eldred, 1B | 2004-05 | Pittsburgh '05-11, Minnesota '12-13, Atlanta '14 |
| Paul Maholm, LHP | 2005 | Pittsburgh '05-09, Washington '10, Minnesota '10-12 |
| Chris Heintz, C | 2003 | Pittsburgh '05 & '07-08, Cleveland '08, Toronto '09, Kansas City '10 |
| Matt Capps, RHP | 2005 | Pittsburgh '05-09, Chicago (NL) '09-10, Washington '11-12, Milwaukee '13-14 |
| Bryan Bullington, RHP | 2004 | |
| Tom Gorzelanny, LHP | 2005 | |

PLAYER

Ronny Paulino, C
Yurendell de Caster, INF
Josh Sharpless, RHP
Rajai Davis, OF

Brian Rogers, RHP
Carlos Maldonado, C
Shane Youman, LHP
Craig Stansberry, INF
Romulo Sanchez, RHP
Steven Pearce, 1B

Nyjer Morgan, OF
Jonathan Albaladejo, RHP
Dave Davidson, LHP
Rico Washington, INF
Brian Bixler, INF
Brent Lillibridge, INF

Jimmy Barthmaier, RHP
Luis Munoz, RHP
Yoslan Herrera, RHP
Randy Ruiz, 1B/DH
Luis Cruz, INF
Ronald Belisario, RHP
Andrew McCutchen, OF
Neil Walker, INF
Jose Tabata, OF
Brad Lincoln, RHP
Pedro Alvarez, 3B
Alex Presley, OF
Mike Crotta, RHP
Daniel Moskos, LHP
Josh Harrison, 2B/3B
Tony Watson, LHP
Chase d'Arnaud, 2B/SS
Eric Fryer, C
Aaron Thompson, LHP
Jared Hughes, RHP
Jeff Locke, LHP
Matt Hague, 1B
Gorkys Hernandez, OF
Jordy Mercer, 3B/2B/SS
Starling Marte, OF
Todd Redmond, RHP
Kyle McPherson, RHP
Justin Wilson, LHP
Steve Lerud, C
Brock Holt, 2B/SS
Jean Machi, RHP
Bryan Morris, RHP
Phil Irwin, RHP
Robbie Grossman, OF
Gerrit Cole, RHP
Brandon Cumpton, RHP
Tony Sanchez, C
Duke Welker, RHP
Vic Black, RHP
Andrew Lambo, OF
Kris Johnson, LHP
Stolmy Pimentel, RHP
Gregory Polanco, OF
Casey Sadler, RHP
Rudy Owens, LHP
Jamie Romak, INF
Hunter Strickland, RHP
John Holdzkorn, RHP

YEAR(S)

2003-05
2004
2005-06
2005

2006
2005-06
2004-06
2005-06
2005-07
2007

2006
2006-07
2006-07
2000-02
2006
2006

2008
2007-08
2007-08
2007
2008
2007-08
2006-07
2006-07
2008-09
2009
2009
2010
2007, 2009-10
2009-10
2010
2009-10
2010
2011
2011
2008-11
2010-11
2010
2009-10
2010-11
2011
2007
2011-12
2010
2008-09
2011-12
2009
2010-11
2011-12
2012
2012
2012-13
2011-13
2011-12
2012
2010-13
2013
2013
2013
2010
2008-09
2012
2014

MAJOR LEAGUE SERVICE

Pittsburgh '05-08, Florida '09-10, New York (NL) '11, Baltimore '12
Pittsburgh '06
Pittsburgh '06-07
Pittsburgh '06-07, San Francisco '07-08, Oakland '08-10, Toronto '11-13
Detroit '14
Pittsburgh '06-07
Pittsburgh '06-07, Washington '10, Washington '12
Pittsburgh '06-07
San Diego '07-09
Pittsburgh '07-08, New York (AL) '10
Pittsburgh '07-11, Baltimore '12, Houston '12, New York (AL) '12,
Baltimore '13-14
Pittsburgh '07-09, Washington '09-10, Milwaukee '11-12, Cleveland '14
Washington '07, New York (AL) '08-12
Pittsburgh '07, Florida '09
St. Louis '08
Pittsburgh '08-09, Washington '11, Houston '12
Atlanta '08, Chicago (AL) '09-12, Boston '12, Cleveland '12
Chicago (NL) '13, New York (AL) '13
Pittsburgh '08
Pittsburgh '08
Pittsburgh '08
Minnesota '08, Toronto '09-10
Pittsburgh '08-09, Milwaukee '10, Los Angeles (NL) 12-13, New York (AL) '13
Los Angeles (NL) '09-10 & '12-13, Chicago (AL) '14
Pittsburgh '09-14
Pittsburgh '09-14
Pittsburgh '10-14
Pittsburgh '10-12, Toronto '12-13, Philadelphia '14
Pittsburgh '10-14
Pittsburgh '10-13, Minnesota '13, Houston '14
Pittsburgh '11
Pittsburgh '11
Pittsburgh '11-14
Pittsburgh '11-14
Pittsburgh '12, '14
Pittsburgh '11-12, '14
Pittsburgh '11-12, Minnesota '13-14
Pittsburgh '11
Pittsburgh '11-14
Pittsburgh '11-14
Pittsburgh '12, '14
Pittsburgh '12, Miami '12
Pittsburgh '12-14
Pittsburgh '12-14
Cincinnati '12, Toronto '13-14
Pittsburgh '12
Pittsburgh '12-14
Philadelphia '12-13
Pittsburgh '12, Boston '13-14
San Francisco '12-14
Pittsburgh '12-14, Miami '14
Pittsburgh '13
Houston '13-14
Pittsburgh '13-14
Pittsburgh '13-14
Pittsburgh '13-14
Pittsburgh '13
Pittsburgh '13, New York (NL) '13-14
Pittsburgh '13-14
Pittsburgh '13, Minnesota '14
Pittsburgh '13-14
Pittsburgh '14
Pittsburgh '14
Houston '14
Los Angeles (NL) '14
San Francisco '14
Pittsburgh '14



KEY: **BOLD** - MLB Experience | +++ - MLB Experience before joining Curve | *** - MLB Rehab Assignment | ^ - Year of MLB Rehab

A

| | |
|-----------------------------------|----------------|
| AGAMENNONE, Brandon (RHP) | 2004 |
| AGUERO, Ramon (RHP) | 2009-10 |
| AH YAT, Paul (LHP) | 1999 |
| ALBALADEJO, Jonathan (RHP) | 2006-07 |
| ALCALA, Jason (RHP) | 2004 |
| ALDERSON, Tim (RHP) | 2009-13 |
| ALLIE, Stetson (1B) | 2014 |
| ALVARADO, Carlos (RHP) | 2000-01 |
| ALVAREZ, Pedro (3B) | 2009 |
| ALVAREZ, Rafael (OF) | 2006 |
| ALVAREZ, Tony (OF) | 2001-02 |
| ALVAREZ, Victor (3B) | 2008 |
| ANDERSON, Jimmy (LHP)+++ | 2000 |
| ANTELO, Derek (RHP) | 2008 |
| ARROYO, Bronson (RHP) | 1999 |
| ASCHE, Mike (OF) | 1999 |
| ASTACIO, Olivo (RHP) | 2007 |
| AYERS, Mike (LHP) | 1999-01 |

B

| | |
|----------------------------------|---------------------|
| BAKER, Nathan (LHP) | 2012-14 |
| BALESTER, Collin (RHP)+++ | 2014 |
| BARMES, Clint (SS)*** | 2014^ |
| BARNES, B.J. (OF) | 2001, 03 |
| BARON, Jim (RHP) | 1999 |
| BASS, Jayson (OF) | 2000-01 |
| BARTHMAIER, Jimmy (RHP) | 2008, 10 |
| BAUTISTA, Jose (3B)+++ | 2005 |
| BECKMAN, Ryan (RHP) | 2012-14 |
| BEIMEL, Joe (LHP)^ | 2000, 2011^ |
| BELISARIO, Ronald (RHP) | 2007-08 |
| BELL, Josh (OF) | 2014 |
| BELTRAN, Alonso (RHP) | 1999 |
| BENEDICT, Matt (RHP) | 2014 |
| BENNETT, Jeff (RHP) | 2001, 2003 |
| BENSON, Kris (RHP)*** | 2002^ |
| BERGERON, Peter (OF)+++ | 2007 |
| BIESER, Steve (C)+++ | 1999 |
| BIMEAL, Matt (RHP) | 2004 |
| BIXLER, Brian (SS) | 2006 |
| BLACK, Vic (RHP) | 2012 |
| BLACKWELL, Chad (RHP) | 2006 |
| BLOOM, Kyle (LHP) | 2007-09 |
| BOEVE, Adam (OF) | 2005-07 |
| BOLESKA, Tom (RHP) | 2010-11 |
| BONIFAY, Josh (OF) | 2003-05 |
| BOONE, James (OF) | 2008-09 |
| BORNER, Brady (LHP) | 2003-06 |
| BOUKNIGHT, Kip (RHP) | 2007-08 |
| BOWERS, Jason (INF) | 2004 |
| BRADLEY, Bobby (RHP) | 2007 |
| BRAZELTON, Dewon (RHP)+++ | 2007 |
| BRESNEHAN, Patrick (RHP) | 2007-08 |
| BROMBERG, David (RHP) | 2013 |
| BROOKS, Frank (LHP) | 2003 |
| BROWN, Adrian (OF)*** | 2000^, 2001^ |
| BROWN, Alvin (RHP) | 1999 |
| BROWN, Jason (C) | 2002 |
| BROWN, Kelson (IF) | 2012-14 |
| BROXTON, Keon (OF) | 2014 |
| BRUCE, Mo (INF) | 2001 |
| BRYANT, Matt (OF) | 1999 |
| BULLINGTON, Bryan (RHP) | 2004 |
| BURGOS, Enrique (RHP)+++ | 1999 |
| BURNETT, Sean (LHP) | 2003 |
| BURNSIDE, Adrian (LHP) | 2001-02 |
| BURTON, Darren (OF) | 2000-01 |
| BUTTLER, Vic (OF) | 2005-07 |

C

| | |
|-------------------------------------|------------------|
| CABRERA, Ramon (C) | 2012, 2014 |
| CAMP, Shawn (RHP) | 2001, 03 |
| CANDELARIO, Eddie (RHP) | 2004-05 |
| CAPPS, Matt (RHP)^ | 2005, 08^ |
| CARRASCO, D.J. (RHP) | 2000-01 |
| CARUSO, Joe (INF) | 2002-03 |
| CASEY, Sean (1B)*** | 2006^ |
| CASTILLO, Jose (INF) | 2003 |
| CASTORRI, Christian (RHP) | 2008-09 |
| CASTRO, Orlando (LHP) | 2014 |
| CEVETTE, Dan (LHP) | 2013 |
| CHALK, Brad (OF) | 2011 |
| CHAMBERS, Evan (OF) | 2012 |
| CHANEY, Mike (LHP) | 2001 |
| CHANG, Ray (INF) | 2008-09 |
| CHAPMAN, Travis (3B)+++ | 2006 |
| CHAVES, Brandon (RHP) | 2004-07 |
| CHEN, Yung-Chi (INF/OF) | 2010 |
| CHIAFFREDO, Paul (C) | 2005 |
| CHIAVACCI, Ron (RHP) | 2006 |
| CHRISTIANSEN, Jason (LHP)*** | 1999^ |
| CHRYSLER, Clint (LHP) | 2001-03 |
| CLAGGETT, Anthony (RHP) +++ | 2010-11 |
| CLARK, Howie (OF)+++ | 2005 |
| CLONTZ, Brad (RHP)*** | 2000^ |
| COCKRELL, Mike (INF) | 2004 |

C

| | |
|------------------------------------|-----------------------------|
| COFIELD, Kyle (RHP) | 2012 |
| COLE, Gerrit (RHP) | 2012 |
| COLLA, Michael (RHP) | 2010-12 |
| CONNOLLY, Mike (LHP) | 2003-06 |
| CONTRERAS, Jose (RHP)+++ | 2013 |
| CORDOVA, Francisco (RHP)*** | 1999^, 2001^ |
| CORLEY, Brad (OF) | 2007-09 |
| CORSALETTI, Jeff (OF) | 2009 |
| CORTES, Jorge (OF) | 2004-05 |
| COTA, Humberto (C) | 2000 |
| COX, Tyler (LHP) | 2011 |
| CROTTA, Mike (RHP)^ | 2007, 2009-10, 2011^ |
| CRUDDALE, Mike (RHP)+++ | 2004 |
| CRUZ, Ivan (1B)*** | 1999^ |
| CRUZ, Luis (SS) | 2008 |
| CRUZ, Juan (RHP)*** | 2012 |
| CUMPTON, Brandon (RHP) | 2012-13 |
| CUNNINGHAM, Jarek (2B) | 2012-14 |
| CURRY, Matt (1B) | 2011-14 |
| CUTLER, Charlie (C) | 2012-13 |

D

| | |
|-----------------------------------|---------------------------------|
| d'ARNAUD, Chase (2B/SS)^ | 2010, 2013^ |
| DANIELS, David (RHP) | 1999 |
| DAVIDSON, Dave (LHP) | 2006-08 |
| DAVIS, J.J. (OF) | 2001-02 |
| DAVIS, Kane (RHP) | 1999 |
| DAVIS, Rajai (OF) | 2005 |
| de CASTER, Yurendell (INF) | 2004 |
| DeHAAN, Kory (OF) | 1999 |
| DELANEY, Jason (1B/OF) | 2007-09 |
| de la ROSA, Tomas (INF)+++ | 2004 |
| de LEON, Emmanuel (RHP) | 2014 |
| de los Santos, Jose (INF) | 2010 |
| DeROSSO, Tony (INF) | 2002 |
| DESCHENES, Marc (RHP) | 2002 |
| DIAZ, Elias (C) | 2012 |
| DICKERSON, Alex (OF) | 2013 |
| DIORIO, Mike (RHP) | 2001 |
| DODSON, Zack (LHP) | 2013-14 |
| DONALDSON, Bo (RHP) | 2001 |
| DONNELLY, Brendan (RHP) | 1999 |
| DORTA, Melvin (INF) +++ | 2008 |
| DOUGHERTY, Jim (RHP)+++ | 2002 |
| DOUGHERTY, Tony (RHP) | 1999 |
| DOUMIT, Ryan (C) | 2001, 2004, 2006^, 2008^ |
| DUBEE, Michael (RHP) | 2009-11 |
| DUFF, Matt (RHP) | 1999-00 |
| DUFFY, Chris (OF)^ | 2003-04, 2008^ |
| DUKE, Zach (LHP)^ | 2004, 10^ |
| DUNBAR, Matt (LHP)+++ | 1999 |
| DUNN, Todd (OF)+++ | 1999 |
| DUMATRAIT, Phil (LHP) *** | 2009^ |
| DURHAM, Miles (OF/1B) | 2009-12 |

E

| | |
|----------------------------|----------------|
| ELDRED, Brad (1B) | 2004-05 |
| ELLIOTT, Justin (C) | 2007 |
| EMSLEY-PAI, Kawika (C) | 2014 |
| EVANS, Lee (C) | 2000-01 |
| EVANS, Tom (INF)+++ | 2004-05 |

F

| | |
|------------------------------|----------------|
| FALCON, Omar (C) | 2007 |
| FARRELL, Jeremy (3B) | 2011-12 |
| FERNANDEZ, Alex (OF) | 2007 |
| FIGUEROA, Luis (INF) | 1999-00 |
| FINEGAN, Brian (INF) | 2008 |
| FORD, Shelby (INF) | 2008-11 |
| FORDHAM, Tom (LHP)+++ | 2003 |
| FRANCE, Aaron (RHP) | 1999-01 |
| FRIDAY, Brian (SS) | 2009 |
| FRYER, Eric (C) | 2011 |
| FURNISS, Eddy (1B) | 2000 |

G

| | |
|-----------------------------------|--------------------|
| GALVEZ, Randy (RHP) | 2001 |
| GAMACHE, Dan (IF) | 2014 |
| GARCIA, AJ (RHP) | 1999 |
| GARCIA, Mike (RHP)+++ | 2001 |
| GARCIA, Willy (OF) | 2014 |
| GARRETT, Shawn (OF) | 2002-03 |
| GIARD, Ken (RHP) | 1999 |
| GIMENEZ, Hector (C/UTL)+++ | 2009-10 |
| GONZALEZ, Angel (INF) | 2008 |
| GONZALEZ, Mike (LHP) | 1999, 01-03 |
| GORZELANNY, Tom (LHP) | 2004-05 |
| GRABOW, John (LHP) | 2000-03 |
| GRAVELLE, Nick (LHP) | 2002 |
| GREEN, Scarborough (OF)+++ | 2001 |
| GRILLI, Jason (RHP) *** | 2013^ |
| GROSSMAN, Robbie (OF) | 2012 |
| GUERRERO, Emilis (RHP) | 2008 |
| GUY, Brad (RHP) | 2000-03 |
| GUZMAN, Javier (INF) | 2005-07 |
| GUZMAN, Wilson (LHP) | 2000 |

| | |
|----------------------------|----------------|
| H | |
| HAAD, Yamid (C) | 1999-01 |
| HAGUE, Matt (1B) | 2010 |
| HAMMAN, Corey (LHP) | 2008-10 |
| HANKINS, Derek (RHP) | 2007-10 |
| HANSEN, Craig (RHP)+++ | 2010 |
| HANSON, ALEN (SS/2B) | 2013-14 |
| HARLAN, Tom (LHP) | 2014 |
| HARRISON, Josh (2B/3B) | 2010 |
| HARTS, Jeremy (LHP) | 2004-05 |
| HARVEY, Kris (RHP) | 2012 |
| HAVERBUSCH, Kevin (INF) | 1999-02 |
| HEINTZ, Chris (C) | 2003 |
| HENRIQUEZ, Ralph (C) | 2014 |
| HERNANDEZ, Alex (OF) | 1999-00 |
| HERNANDEZ, Chris (RHP) | 2006-08 |
| HERNANDEZ, Gorkys (OF) | 2009-10 |
| HERNANDEZ, Jose (OF) | 2011 |
| HERRERA, Yoslan (RHP) | 2007-09 |
| HERRON, Tyler (RHP) | 2009 |
| HILL, Josh (RHP) | 2008-09 |
| HOLLIDAY, Brian (LHP) | 2008 |
| HOUSE, J.R. (C) | 2001-03 |
| HOLDZKOM, John (RHP) | 2014 |
| HOLDZKOM, Lincoln (RHP) | 2009 |
| HOLLINGSWORTH, Ethan (RHP) | 2013 |
| HOLT, Brock (2B/SS) | 2011-12 |
| HOWARD, Justin (1B, OF) | 2013-14 |
| HUGHES, Jared (RHP)^ | 2008-11, 2013^ |
| HYZDU, Adam (OF) | 1999-00 |

| | |
|----------------------------|---------|
| I | |
| IGLESIAS, Luis (INF) | 1999 |
| INMAN, Jeff (RHP) | 2012-14 |
| IRWIN, Phil (RHP) | 2011-12 |
| IZQUIERDO, Hansel (RHP)+++ | 2005 |

| | |
|------------------------|---------|
| J | |
| JACOBSEN, Landon (RHP) | 2003-06 |
| JOHNSON, Blair (RHP) | 2008 |
| JOHNSON, James (LHP) | 2005-06 |
| JOHNSON, Kris (LHP)+++ | 2012 |
| JOHNSON, Russ (INF)+++ | 2007 |
| JOHNSTON, Mike (LHP) | 2003 |
| JONES, Brandon (OF)+++ | 2010 |
| JORGENSEN, Tim (INF) | 1999 |

| | |
|--------------------------|--------------|
| K | |
| KAMINSKA, Kyle (RHP) | 2012 |
| KARSTENS, Jeff (RHP)*** | 2012^, 2013^ |
| KASPAREK, Kenn (RHP) | 2013-14 |
| KAYE, Justin (RHP)+++ | 2005 |
| KENSING, Logan (RHP)+++ | 2012 |
| KEPPINGER, Jeff (INF) | 2004 |
| KING, Brad (C) | 2002 |
| KINGHAM, Nick (RHP) | 2013-14 |
| KNIGHT, BRANDON (RHP)+++ | 2006 |
| KREBS, Eric (RHP) | 2009 |
| KROL, Noah (RHP) | 2011 |

| | |
|-----------------------------|---------|
| L | |
| LAMBO, Andrew (OF) | 2010-13 |
| LANGSTON, Jay (INF) | 2001 |
| LANKFORD, Derrick (OF) | 2000-01 |
| LATIMORE, Quincy (OF) | 2011-12 |
| LEACH, Brian (RHP) | 2011 |
| LEE, Taber (INF) | 2005-07 |
| LEMONIS, Chris (INF) | 2002 |
| LEROUX, Chris+++ | 2011 |
| LERUD, Steve (C) | 2008-09 |
| LILLIBRIDGE, Brent (INF) | 2006 |
| LINCOLN, Brad (RHP) | 2009 |
| LIRIANO, Francisco (LHP)*** | 2013^ |
| LOCKE, Jeff (LHP) | 2010 |
| LOISELLE, Rich (RHP)*** | 2000^ |
| LONG, Garrett (OF) | 1999-00 |
| LONG, Joey (RHP) | 1999 |
| LOONEY, Brian (LHP)+++ | 2002 |
| LOPEZ, Jose (RHP) | 2001-02 |
| LOPEZ, Pedro (INF)+++ | 2009 |
| LOREE, Mike (RHP) | 2011 |
| LORENZANA, Luis (INF) | 1999-00 |
| LORENZO, Matt (RHP) | 2006 |
| LORRAINE, Andrew (LHP)+++ | 2004 |
| LUDWIG, Pat (RHP) | 2014 |
| LUNDQUIST, Dave (RHP)+++ | 2004 |
| LYTLE, Chaz (OF) | 2005-06 |

| | |
|----------------------------|--------------|
| M | |
| MACHI, Jean (RHP) | 2009 |
| MACKOWIAK, Rob (INF) | 1999-00 |
| MACHADO, Anderson (INF)+++ | 2009 |
| MAGGI, Drew (IF) | 2012-14 |
| MAHOLM, Paul (LHP) | 2005 |
| MALDONADO, Carlos (C) | 2005-07 |
| MANN, Brandon (LHP) | 2014 |
| MANN, Derek (INF) | 2001 |
| MANZUETA, Roberto (RHP) | 2000-01 |
| MARRERO, Christian (OF) | 2012 |
| MARTE, Starling (OF) | 2011 |
| MARTIN, Greg (LHP) | 2005 |
| MARTIN, Jeff (RHP) | 2000 |
| MARTIN, Justin (INF) | 2001 |
| MARTINEZ, Anastacio (RHP) | 2003 |
| MARTINEZ, Javier (RHP)*** | 1999^ |
| MARTINEZ, Octavio (C) | 2006 |
| MARTIS, Shairon+++ | 2012 |
| MATEO, Juan (RHP)+++ | 2008-09 |
| MATHEWS, Del (LHP) | 1999 |
| MATTSON, Rob (RHP) | 2000 |
| McCONNELL, Sam (LHP) | 1999-00 |
| McCUTCHEN, Andrew (OF) | 2006-07 |
| McDADE, Neal (RHP) | 2001-04 |
| McDONALD, James (RHP)*** | 2013^ |
| McLOUTH, Nate (OF) | 2004 |
| McPHERSON, Kyle (RHP) | 2011-12 |
| McSWAIN, Matt (RHP) | 2011-12 |
| MEADOWS, Randy (INF) | 2002 |
| MEATH, Matt (OF) | 2005, 07 |
| MEEK, Evan (RHP)+++ | 2008 |
| MEIER, Dan (OF) | 2001-02 |
| MENDEZ, Donaldo (INF)+++ | 2004 |
| MERCEDES, Victor (INF) | 2005 |
| MERCER, Jordy (3B/SS/2B) | 2010-11 |
| MILLER, Jeff (RHP) | 2004 |
| MILLER, Quinton (RHP) | 2013-14 |
| MOEVES, Derrick (RHP) | 2006 |
| MOLLEKEN, Dustin (RHP) | 2009-10 |
| MONAHAN, Shane (OF)+++ | 2001 |
| MONTERO, Joan (RHP) | 2014 |
| MONTGOMERY, Matt (RHP) | 2002 |
| MORENO, Diego (RHP) | 2010-11 |
| MORIARTY, Mike (INF)+++ | 2004 |
| MORGAN, Nyjer (OF) | 2006 |
| MORRIS, A.J. (RHP) | 2014 |
| MORRIS, Bryan (RHP) | 2010-11 |
| MORTON, Charlie (RHP)*** | 2013^, 2014^ |
| MOSKOS, Daniel (LHP) | 2009-10 |
| MULHOLLAND, Terry (LHP)*** | 2001^ |
| MUNOZ, Luis (RHP) | 2007-08 |

| | |
|---------------------------|---------|
| N | |
| NANNINI, Mike (RHP) | 2007 |
| NAVARRETE, Ray (INF) | 2003-04 |
| NAVARRO, Eliecer (LHP) | 2013 |
| NEAL, Blaine (RHP)+++ | 2006 |
| NEGRYCH, Jim (INF) | 2008-10 |
| NEUBERGER, Scott (OF) | 2005 |
| NEVAREZ, Matt (RHP) | 2014 |
| NEWSOME, Randy (RHP) | 2009 |
| NICHOLSON, Kevin (INF)+++ | 2003-04 |
| NGOEPE, Gift (INF) | 2013-14 |
| NORMAN, Anthony (OF) | 2010-12 |
| NOTTINGHAM, Shawn (LHP) | 2009 |
| NUNEZ, Gustavo (IF) | 2012 |

| | |
|----------------------------|--------------|
| O | |
| O'BRIEN, Patrick (RHP) | 2004 |
| O'CONNOR, Brian (LHP) | 1999-00, 02 |
| OHLENDORF, ROSS (RHP)*** | 2010^, 2011^ |
| OQUENDO (SNELL), Ian (RHP) | 2003-04 |
| OSTEEN, Gavin (LHP) | 2000 |
| OWENS, Rudy (LHP) | 2010 |
| OZIAS, Todd (RHP) | 2003 |

| | |
|-------------------------|---------|
| P | |
| PACHECO, Jonel (OF) | 2008-09 |
| PACHOT, John (C) | 2002 |
| PADUA, Geraldo (RHP) | 2000-01 |
| PALMA, Rick (LHP) | 2002-03 |
| PANIAGUA, Jose (RHP)+++ | 2007 |
| PARRISH, David (C)+++ | 2006-07 |
| PATTERSON, Jarrod (3B) | 2000 |
| PATZKE, Jeff (INF) | 1999 |
| PAULINO, Carlos (C) | 2013-14 |
| PAULINO, Ronny (C) | 2003-05 |
| PAVLOVICH, Tony (RHP) | 2001-02 |
| PAZ, Richard (INF) | 2001 |
| PEARCE, Steven (1B) | 2007 |
| PEARSON, Kyle (RHP) | 2008 |
| PENA, Alex (RHP) | 1999 |
| PENA, Rudy (C) | 2004 |



| | |
|---------------------------|------------------|
| P | |
| PEREZ, Franklin (RHP) | 2006 |
| PEREZ, Miguel (C)+++ | 2008-09, 2012-13 |
| PERRY, Chan (INF)+++ | 2003 |
| PETERSEN, Chris (INF)+++ | 2001 |
| PETERSON, Brian (C) | 2007 |
| PETERSON, Matt (RHP) | 2004-07 |
| PHILLIPS, Jason (RHP)+++ | 2001 |
| PICART, Greg (INF) | 2011-12 |
| PICKFORD, Kevin (LHP) | 2000 |
| PIMENTEL, Stolmy (RHP)*** | 2013, 2014^ |
| POINTER, Corey (OF) | 2000 |
| POLANCO, Gregory (OF) | 2013 |
| POND, Simon (1B/OF)+++ | 2006 |
| POREDA, Aaron+++ | 2012 |
| POWELL, Pedro (OF) | 2006, 08 |
| PRASCH, Ed (INF) | 2009 |
| PRESLEY, Alex (OF) | 2010 |
| PRIBANIC, Aaron (RHP) | 2011-12 |

| | |
|---------------------------|-------------|
| R | |
| RAMOS, Jhonathan (RHP) | 2012-14 |
| RAYMUNDO, G.J. (INF) | 2005 |
| REDMAN, Tike (OF) | 1999 |
| REDMOND, Todd (RHP) | 2007 |
| REICHERT, Dan (RHP)+++ | 2008 |
| REID, Justin (RHP) | 2001-02, 04 |
| REYES, Milver (C) | 2006-09 |
| RIOS, Armando (OF)*** | 2002^ |
| RIVERA, Carlos (1B) | 2001-02 |
| ROACH, Jason (RHP)+++ | 2005-07 |
| ROBERTS, Kevin (RHP) | 2008 |
| ROBERTSON, Mike (1B) | 1999 |
| ROBLES, Moises (RHP) | 2008-09 |
| RODRIGUEZ, Frank (RHP) | 2001 |
| RODRIGUEZ, Joely (LHP) | 2014 |
| RODRIGUEZ, Josh (INF)+++ | 2011 |
| RODRIGUEZ, Nerio (RHP)+++ | 2006 |
| RODRIGUEZ, Victor (INF) | 2002 |
| RODRIGUEZ, Wandy (LHP)*** | 2014^ |
| ROGERS, Brian (RHP) | 2006, 08 |
| ROJAS, Chris (RHP) | 2006 |
| ROJAS, JR., Mel (OF) | 2013-14 |
| ROMAK, Jamie (1B) | 2008-09 |
| RONEBERG, Brett (OF) | 2003, 06-07 |
| ROSARIO, Mel (C) | 1999 |
| ROSENGREN, John (LHP) | 2000 |
| RUIZ, Randy (1B) | 2007 |
| RUNION, Tony (RHP) | 1999 |

| | |
|---------------------------|---------------|
| S | |
| SADLER, Ray (OF) | 2003-06 |
| SADLER, Casey (RHP) | 2013 |
| SAK, Jim (RHP) | 2000 |
| SAMPLE, Tyler (RHP) | 2014 |
| SAMPSON, Adrian (RHP) | 2014 |
| SANCHEZ, Angel (RHP) | 2014 |
| SANCHEZ, Romulo (RHP) | 2005-07 |
| SANCHEZ, Tony (C) | 2011-12, 2013 |
| SANCHEZ, Yunesky (3B/1B) | 2011 |
| SANDERS, Tracy (INF) | 2000 |
| SANTOS, Adalberto (OF) | 2012-13 |
| SANZ, Luis (RHP) | 2013 |
| SCHMIDT, Jason (RHP)*** | 2001^ |
| SCOTT, Travis (C) | 2011 |
| SECRIST, Reed (C) | 1999, 01 |
| SEFCIK, Kevin (INF)+++ | 2002 |
| SERRANO, Elio (RHP) | 2004 |
| SHAFFAR, Ben (RHP) | 2002-05 |
| SHARPLESS, Josh (RHP) | 2005-06 |
| SHELDON, Scott (INF)+++ | 2004 |
| SHELTON, Chris (C) | 2003 |
| SHORTSLEF, Josh (LHP) | 2006-08 |
| SILVA, Jose (RHP)*** | 2001^ |
| SINKBEIL, Brett (RHP)+++ | 2011 |
| SKELTON, James (C) | 2010 |
| SKREHOT, Shaun (INF) | 2000-04 |
| SMITH, Brian (RHP) | 2000-01 |
| SMITH, Sean (RHP) | 2009 |
| SNELL (OQUENDO) Ian (RHP) | 2003-04 |
| SNIDER, Travis (OF)*** | 2013^ |
| SNUSZ, Chris (C) | 2003-05 |
| SOLER, Alay (RHP)+++ | 2007 |
| SOLIS, Ali (C) | 2013 |
| SOSA, Junior (OF) | 2014 |
| SPARKS, Stephen L. (RHP) | 2000-01 |
| SPURLING, Chris (RHP) | 2001-02 |
| STALLINGS, Jacob (C) | 2012 |
| STANSBERRY, Craig (INF) | 2005-06 |
| STARLING, Wardell (RHP) | 2006-07 |
| STEIN, Blake (RHP)+++ | 2004 |
| STEWART, Paul (RHP) | 2005 |
| STONER, Mike (INF) | 2001 |
| STRICKLAND, Hunter (RHP) | 2012 |
| SUES, Jeff (RHP) | 2008-10 |
| SWEET, Jonathan (C) | 1999 |

| | |
|-------------------------|---------|
| T | |
| TABATA, Jose (OF) | 2008-09 |
| TAILLON, Jameson (RHP) | 2012-13 |
| TASCHNER, Jack (LHP)*** | 2010 |
| TEJEDA, Oscar (IF/OF) | 2012-13 |
| THOMAS, Gary (OF) | 2004 |
| THOMPSON, Aaron (LHP) | 2011 |
| THOMPSON, Rich (OF)+++ | 2005-06 |
| THORNTON, Zack (RHP) | 2013 |
| TOWNSEND, Jason (RHP) | 2012-14 |
| TRUBY, Chris (INF)+++ | 2007 |
| TURGEON, Erik (RHP) | 2012 |

| | |
|----------------------|------|
| U | |
| UST, Brant (INF) | 2006 |
| UVIEDO, Ronald (RHP) | 2010 |

| | |
|-----------------------------|-------------|
| V | |
| VACLAVIK, Justin (RHP) | 2007 |
| VAN BENSCHOTEN, John (RHP)^ | 2003, 2006^ |
| VASQUEZ, Andy (OF) | 2012-14 |
| VASQUEZ, Jorge (RHP)+++ | 2006 |
| VEAL, Donnie (LHP)+++ ^ | 2009^, 2011 |
| VOGELSONG, Ryan (RHP)*** | 2002^ |

| | |
|-------------------------|----------------|
| W | |
| WALDRON, Tyler (RHP) | 2012-14 |
| WALKER, Neil (C/3B) | 2006-07, 2013^ |
| WARD, Turner (OF)*** | 1999^ |
| WASHINGTON, Rico (INF) | 2000-02 |
| WATSON, Tony (LHP) | 2009-10 |
| WATTS, Kris (C) | 2008, 10 |
| WEBSTER, Anthony (OF) | 2008 |
| WEHNER, John (INF) | 1999, 01 |
| WEICHARD, Paul (OF) | 2002 |
| WELCH, Stefan (IF) | 2012-13 |
| WELLS, Kip (RHP)*** | 2006^ |
| WELKER, Duke (RHP) | 2011-12 |
| WILKINS, Marc (RHP)*** | 1999^ |
| WILLIAMS, Brandon (RHP) | 2007 |
| WILLIAMS, Dave (LHP) | 2001 |
| WILLIAMS, Keith (OF)+++ | 2000 |
| WILSON, Andy (OF) | 2005 |
| WILSON, Craig (C/1B) | 1999 |
| WILSON, Jack (SS) ^ | 2000, 2008^ |
| WILSON, Justin (LHP) | 2010 |
| WIMBERLY, Larry (LHP) | 2000-02 |
| WIMMER, Chris (2B) | 1999 |
| WRIGHT, Ron (1B) | 1999 |

| | |
|----------------------|---------|
| Y | |
| YANG, Yao-Hsun (LHP) | 2014 |
| YOUNAN, Shane (LHP) | 2004-06 |

MANAGERS

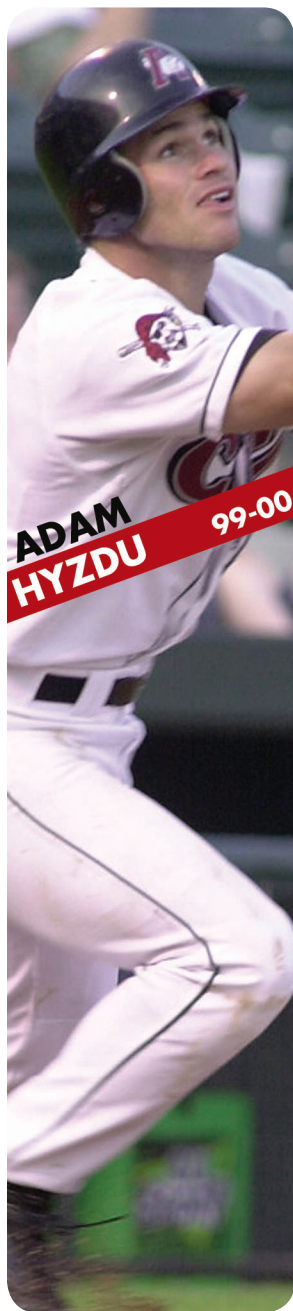
| | |
|----------------|---------|
| BEASLEY, Tony | 2004-05 |
| BROWN, Marty | 1999-00 |
| FORBES, P.J. | 2011-12 |
| GARCIA, Carlos | 2013-14 |
| LEIPER, Tim | 2006-08 |
| SVEUM, Dale | 2001-03 |
| WALBECK, Matt | 2009-10 |

COACHES

| | |
|------------------------------|------------------|
| ANDREWS, Jeff (Pitching) | 2003-05 |
| DURHAM, Miles (Coach) | 2014 |
| FILER, Tom (Pitching) | 2010 |
| HOLMAN, Brad (Pitching) | 2008 |
| JOHNSON, Jeff (Pitching) | 2012 |
| KYLE, Stan (Pitching) | 2013-14 |
| LITTLE, Scott (Bench) | 2001 |
| LIVSEY, Jeff (Hitting) | 1999-00 |
| LONG, Ryan (Hitting) | 2009-10, 2012-14 |
| LOVEKAMP, Scott (Pitching) | 1999, 01 |
| LOVIGLIO, Jay (Bench) | 2002 |
| MCCLUNE, Austin (Coach) | 2013 |
| MILACKI, Bob (Pitching) | 2002 |
| MOORE, Brandon (Hitting) | 2006-08, 2011 |
| RYAN, Michael (Bench) | 2012 |
| SEARAGE, Ray (Pitching) | 2006-07 |
| TANNER, Bruce (Pitching) | 2000 |
| TREANOR, Dean (Pitching) | 2009 |
| WEHNER, John (Bench/Hitting) | 2003-04 |
| WHITEHURST, Wally (Pitching) | 2011 |
| WINTERS, Matt (Hitting) | 2005 |

ATHLETIC TRAINERS

| | |
|----------------|---------|
| HOUSAND, Bryan | 2010 |
| PALMER, Jason | 2003-05 |
| PRIBYL, Thomas | 2006-09 |
| SANDOVAL, Mike | 1999-00 |
| SENFTEN, Dave | 2001-02 |
| ZALNO, Mike | 2011-14 |



It didn't take long for the city of Altoona to show the critics who said the area was too small to support a professional baseball team that it has as knowledgeable and caring fans as anywhere minor league baseball is played. It didn't take Adam Hyzdu long to discover that fact either.

When the minor league veteran signed as a free agent with the Pirates shortly after being released by the Red Sox organization early in the 1999 season, Curve fans were just getting used to their new team and its beautiful new ballpark. Few probably even knew the names of the players they were cheering for. But soon, everyone knew about Hyzdu.

He was the club's Most Valuable Player during the inaugural 1999 season, batting .316 with 24 home runs and 78 RBI in just 91 games, before earning a late-season promotion to Triple-A. Most people thought they had seen the last of Hyzdu in a Curve uniform.

However, after a less-than-intent look from the Pirates in major league spring training, and much to the surprise of the fans of Altoona, Hyzdu returned to the Curve for the 2000 season. Although perhaps initially upset about returning to the Double-A level for the fifth time in his career, Hyzdu tore up Eastern League pitching and in return won the hearts of Curve fans. In 142 games for the 2000 Curve, he batted .290 with team records for home runs (31) and RBI (106) and earned the Eastern League's Most Valuable Player Award. By the middle of the season, the entire city of Altoona was campaigning for Hyzdu's promotion to the major leagues.

And just when it appeared as though Adam Hyzdu's 11th season as a professional baseball player would end without a major league at-bat, he had the week of his life. On September 4th, following a season-ending loss to Akron, his number 16 jersey was retired by the Curve--an honor not normally bestowed upon a minor league baseball player. Then, just four days later, Hyzdu received the call he had been waiting for--he was heading to the major leagues with the Pittsburgh Pirates! He singled in his first major league at-bat on September 8th and 12 days later hit his first major league home run against the Philadelphia Phillies at Veterans Stadium.

After returning to the minor leagues to open 2001, he was recalled by the Pirates in May and spent the majority of the season with the major league club. On July 4th that season, in his hometown of Cincinnati, Hyzdu hit two homers against the Reds, bringing his baseball playing career full circle from the days when he was belting home runs at Moeller High School.

After spending parts of the 2002 and 2003 seasons with Pittsburgh, Hyzdu left the Pirates' organization to join the Boston Red Sox system in 2004. After hitting .301 with 29 homers and 79 RBI for Triple-A Pawtucket, Adam was rewarded with a September call-up to the playoff-bound Boston Red Sox and had a chance to remain with the club as the Sox did the unthinkable and won the franchise's first World Series title since 1918.

In 2005, despite spending most of the season in the minor leagues with both the Padres and Red Sox' organizations, Hyzdu appeared in 29 big league games between San Diego and Boston, marking the sixth season in which he had seen action in the major leagues. 2005 also brought a milestone in Adam's career as he appeared in a major league postseason game for the first time.

The 2006 season saw Hyzdu appear for his fourth major league team as he played in two games for the Texas Rangers after signing with the club as a minor league free agent in November 2005. Hyzdu spent the 2007 season in Japan before announcing his retirement at the end of the year, capping off an 18-year playing career. Currently, Adam lives in Arizona and works for the Children's Miracle Network.

THE LEGEND OF HYZDU

Hyzdu's two-year stint in Altoona left quite a dent on the record books as he still holds the franchise's single-season mark in six different offensive categories:

| | | | |
|----------------------|-----|-------------------------|------|
| Home Runs: | 31 | Runs: | 96 |
| RBI: | 106 | Extra-Base Hits: | 72 |
| Games Played: | 142 | Slugging %: | .612 |

HYZDU ALTOONA STATS

| YR | CLUB | AVG | G | AB | R | H | 2B | 3B | HR | RBI | BB | SO | SB | CS | E |
|----|--------------|------|-----|-----|----|-----|----|----|----|-----|----|-----|----|----|----|
| 99 | Altoona (AA) | .316 | 91 | 345 | 64 | 109 | 26 | 2 | 24 | 78 | 40 | 62 | 8 | 4 | 11 |
| 00 | Altoona (AA) | .290 | 142 | 514 | 96 | 149 | 39 | 2 | 31 | 106 | 94 | 102 | 3 | 7 | 1 |

bold/italic - franchise high



SINGLE-SEASON TEAM GENERAL RECORDS

| | |
|--|--------------------------------|
| Most Wins..... | 85 (2004) |
| Most Losses..... | 81 (2014) |
| Highest Winning Percentage..... | .603 (2004) |
| Lowest Winning Percentage..... | .429 (2014) |
| Most Home Wins..... | 46 (2004) |
| Most Home Losses..... | 40 (2009) |
| Most Road Wins..... | 41 (2010) |
| Most Road Losses..... | 45, 2x, last - (2014) |
| Most Extra-Inning Games..... | 17 (2003) |
| Most Extra-Inning Wins..... | 9 (2008) |
| Most Extra-Inning Losses..... | 10, 2x, last - (2014) |
| Most Wins, Month..... | 20 2x, last - (August 2010) |
| Most Losses, Month..... | 23 (May 2014) |
| Most Wins vs. One Club, Season..... | 16, 2x, last - Richmond (2010) |
| Most Losses vs. One Club, Season..... | 17 vs. Akron (2009) |
| Most Players Used..... | 60 (2001) |
| Fewest Players Used..... | 37 (2003) |
| Most Pitchers Used..... | 36 (2001) |
| Fewest Pitchers Used..... | 22 (2002, 03) |
| Most Shutout Wins..... | 11 (2004, 06, 11) |
| Most Shutout Losses..... | 15 (2013) |
| Most Consecutive Wins..... | 10 (July 24 - August 2, 2005) |
| Most Consecutive Losses..... | 11 (April 15-26, 2000) |
| Most Consecutive Wins to Begin a Season..... | 5 (April 6-10, 2006) |
| Most Consecutive Losses to Begin a Season..... | 8 (April 8-17, 2009) |

SINGLE-SEASON TEAM BATTING RECORDS

| | |
|--|--------------------|
| Highest Batting Average..... | .273 (2004) |
| Lowest Batting Average..... | .252 (2013) |
| Most Runs Scored..... | 697 (2004) |
| Fewest Runs Scored..... | 539 (2008) |
| Most Games, 10 or More Runs Scored..... | 15 (2002) |
| Most Games, 10 or More Runs Allowed..... | 15 (2000) |
| Most Hits..... | 1,294 (2010) |
| Fewest Hits..... | 1,157 (2013) |
| Most Doubles..... | 274 (2003) |
| Fewest Doubles..... | 213 (2006) |
| Most Triples..... | 50 (2006) |
| Fewest Triples..... | 24 (2009) |
| Most Home Runs..... | 141 (2005) |
| Fewest Home Runs..... | 73 (2003) |
| Most Home Runs, Home..... | 67 (2005) |
| Most Home Runs, Road..... | 87 (2014) |
| Fewest Home Runs, Home..... | 20 (2003) |
| Fewest Home Runs, Road..... | 42 (2012) |
| Most Grand Slams..... | 6 (1999) |
| Most Players 10 or More HR..... | 6 (2004) |
| Most Players 20 or More HR..... | 2 (1999, '02, '05) |
| Most Extra-Base Hits..... | 533 (2004) |
| Fewest Extra-Base Hits..... | 344 (2008) |
| Most Stolen Bases..... | 159 (2014) |
| Fewest Stolen Bases..... | 75 (2000) |
| Most Times Caught Stealing..... | 78 (1999, '01) |
| Fewest Times Caught Stealing..... | 39 (2004) |
| Most Strikeouts..... | 1,155 (2014) |
| Fewest Strikeouts..... | 811 (2003) |
| Most Base on Balls..... | 527 (2000) |
| Fewest Base on Balls..... | 376 (2001) |

PIRATES' RETIRED NUMBERS

The Pittsburgh Pirates have retired 10 uniform numbers at the Major League level. It is Pirates' policy that those numbers are not to be worn by any of their players in the minors throughout the farm system. Those numbers are:

| | | | |
|-------------------|------------------|---------------------|--------------------|
| 1 Billy Meyer | 9 Bill Mazeroski | 21 Roberto Clemente | 42 Jackie Robinson |
| 2 Ralph Kiner | 11 Paul Waner | 33 Honus Wagner | |
| 8 Willie Stargell | 20 Pie Traynor | 40 Danny Murtaugh | |

*Robinson's number was retired throughout Major League Baseball on July 12, 1997



SINGLE-SEASON TEAM PITCHING RECORDS

| | |
|--|-------------------------|
| Lowest ERA | 3.32 (2003) |
| Highest ERA | 4.35 (2008) |
| Most Complete Games | 16 (2000) |
| Fewest Complete Games | 1 (2010, 2011) |
| Most Shutouts | 11 (2004, 06, 11) |
| Fewest Shutouts | 5 (1999, 05) |
| Fewest Runs Allowed | 525 (2003) |
| Most Runs Allowed | 696 (2000) |
| Fewest Hits Allowed | 1104 (2006) |
| Most Hits Allowed | 1266 (2005) |
| Fewest Base on Balls Allowed | 363 (2003) |
| Most Base on Balls Allowed | 570 (1999) |
| Fewest Home Runs Allowed | 67 (2000) |
| Most Home Runs Allowed | 140 (2004) |
| Most Strikeouts | 1,094 (2010) |
| Fewest Strikeouts | 814 (2007) |
| Most Saves | 49 (2006) |
| Fewest Saves | 32 (2001, 08, 14) |
| Fewest Hit by Pitch | 40 (2008) |
| Most Hit by Pitch | 83 (2012) |
| Fewest Wild Pitches | 44 (2006) |
| Most Wild Pitches | 91 (1999) |
| Fewest Starting Pitchers Used | 10 (2002) |
| Most Starting Pitchers Used | 22 (2013) |
| Most Consecutive Shutout Innings | 28.1 (July 19-22, 2001) |
| Most 10-Game Winners | 3 (2010) |

SINGLE-SEASON TEAM FIELDING RECORDS

| | |
|--------------------------------|-------------------|
| Highest % | .977 (2010, 2013) |
| Lowest % | .965 (1999) |
| Most Errors | 194 (1999) |
| Fewest Errors | 125 (2010) |
| Most Passed Balls | 33 (2000) |
| Fewest Passed Balls | 4 (2002) |
| Most Double Plays Turned | 158 (2009) |

SINGLE-SEASON INDIVIDUAL BATTING RECORDS

***Note: Records for averages and percentages are based on a minimum of 300 plate appearances

| | |
|---|---|
| Highest Average | .338, Jeff Keppinger (2004) |
| RH | .338, Jeff Keppinger (2004) |
| LH | .322, Nate McLouth (2004) & Brock Holt (2012) |
| Switch-Hitter | .305, Hector Gimenez (2010) |
| Lowest Average | .215, Kevin Nicholson (2004) |
| RH | .216, Jarek Cunningham (2013) |
| LH | .223, Rico Washington (2002) |
| Switch-Hitter | .215, Kevin Nicholson (2004) |
| Most Home Runs | 31, Adam Hyzdu (2000) |
| RH | 31, Adam Hyzdu (2000) |
| LH | 22, Carlos Rivera (2002) |
| Switch-Hitter | 16, Hector Gimenez (2010) |
| Home | 16, Adam Hyzdu (2000) |
| Road | 15, Adam Hyzdu (2000) |
| Month | 14, Brad Eldred (August, 2004) |
| Most Plate Appearances without a HR, Season | 336, Brandon Chaves (2007) |
| Most Grand Slam | 3, Rob Mackowiak (2000) |
| Most Games Played | 142, Adam Hyzdu (2000) |
| Most At-Bats | 536, Starling Marte (2011) |
| Most Plate Appearances | 626, Adam Hyzdu (2000) |
| Longest Hitting Streak | 21, Kevin Sefcik (July 3-25, 2002) |
| Longest On-Base Streak | 33, Ronny Paulino (July 12-September 5, 2004) |
| Most Consecutive Games with a HR | 6, Brad Eldred (April 26-May 2, 2005) |
| Most Consecutive Games with an RBI | 12, Jason Delaney (July 15-26, 2007) |
| Most Runs Scored | 96, Adam Hyzdu (2000) |
| Most Hits | 178, Starling Marte (2011) |
| RH | 178, Starling Marte (2011) |
| LH | 166, Nate McLouth (2004) |
| Switch-Hitter | 142, Shawn Garrett (2002) |
| Pitcher | 7, Wardell Starling (2006) |



SINGLE-SEASON INDIVIDUAL BATTING RECORDS (CONT.)

| | |
|--|--------------------------------------|
| Most RBI | 106, Adam Hyzdu (2000) |
| Month..... | 50, Brad Eldred (August 2004) |
| Pitcher | 6, Wardell Starling (2006) |
| Most Extra-Base Hits..... | 72, Adam Hyzdu (2000) |
| Most Singles..... | 120, Starling Marte (2011) |
| Most Doubles..... | 40, Nate McLouth (2004) |
| Most Triples..... | 14, Vic Buttler (2006) |
| Most Base on Balls | 94, Adam Hyzdu (2000) |
| Most Stolen Bases..... | 45, Rajai Davis/Rich Thompson (2005) |
| Most Times Caught Stealing..... | 19, Drew Maggi (2014) |
| Most Sacrifice Hits..... | 16, Luis Figueroa (1999) |
| Most Intentional Walks | 7, 4x, last - Hector Gimenez (2010) |
| Most Strikeouts..... | 145, Willy Garcia (2014) |
| Fewest Strikeouts (min. 300 Plate Appearances) | 17, Jeff Keppinger (2004) |
| Most Hit by Pitch..... | 20, Chris Duffy (2003) |
| Highest On-Base%..... | 405, Adam Hyzdu (2000) |
| Highest Slugging %..... | 612, Adam Hyzdu (1999) |
| Most Total Bases | 285, Adam Hyzdu (2000) |

SINGLE-SEASON INDIVIDUAL PITCHING RECORDS

***Note: Records for ERA and percentages are based on a minimum of 75 Innings Pitched

| | |
|---|---|
| Lowest ERA, LHP | 1.51, Shane Youman (2006) |
| Lowest ERA, RHP..... | 2.28, Brad Lincoln (2001) |
| Most Wins, LHP..... | 14, Sean Burnett (2003) |
| Most Wins, RHP..... | 15, Bronson Arroyo (1999) |
| Most Consecutive Wins..... | 9, Yoslan Herrera (April 30 - August 15, 2009) |
| Most Consecutive Wins to Open Season..... | 9, Yoslan Herrera (April 30 - August 15, 2009) |
| Most Losses, LHP..... | 13, John Grabow (2002) |
| Most Losses, RHP..... | 12, David Bromberg (2013) |
| Most Consecutive Losses..... | 9, (Derek Hankins, June 15 - August 26, 2008) |
| Most Consecutive Scoreless Innings Pitched..... | 23.2, Derek Hankins (June 16 - July 12, 2010) |
| Most Games Started..... | 27, B. Cumpton (2012), A. Pribanic (2011), M. Crotta (2009), S. Burnett (2003), L. Jacobsen (2003), J. Grabow (2002), Brian O'Connor (1999) |
| Most Appearances | 55, David Daniels (1999) |
| Most Innings Pitched | 162.2, Landon Jacobsen (2003) |
| Most Strikeouts..... | 142, Ian Snell (2004) |
| Highest Strikeout-to-Walk Ratio | +109, Rudy Owens (2010) |
| Lowest Strikeout-to-Walk Ratio..... | -8, Jim Sak (2000) |
| Fewest Earned Runs Allowed..... | 16, Shane Youman (2006) |
| Most Earned Runs Allowed..... | 89, John Grabow (2002) |
| Most Bases on Balls | 92, Brian O'Connor (1999) |
| Fewest Bases on Balls (min. 75 IP)..... | 10, Phil Irwin (2011) |
| Most Saves..... | 27, Brandon Knight (2006) |
| Highest Winning % (min. 10 decisions) | .917, Yoslan Herrera, 11-1 record (2009) |
| Lowest Winning % (min. 10 decisions) | .154, Derek Hankins, 2-11 record (2008) |
| Most Complete Games..... | 4, Brian O'Connor (2000) |
| Most Shutouts..... | 2, Ian Snell (2004) |
| | 2, Stephen Sparks (2000) |
| Most Hit Batsmen..... | 15, Adrian Burnside (2002), Phil Irwin/Brandon Cumpton (2012) |
| Most Wild Pitches..... | 21, Brian O'Connor (1999) |
| Most HR Allowed..... | 21, Justin Reid (2002) |
| Fewest HR Allowed (min. 75 IP)..... | 2, Sean Burnett (2003), Bryan Morris (2011) |
| Most Total Batters Faced..... | 698, Brian O'Connor (1999) |

LONGEST HIT STREAKS IN TEAM HIST.

The five longest hitting streaks in team history are as follows:

| GAMES | PLAYER | YEAR (DATES) | AVERAGE DURING |
|-------|------------------|------------------|----------------|
| 21 | Kevin Sefcik | 2002 (7/3-7/25) | .405 (32-79) |
| 19 | Alex Presley | 2010 (4-11-5/5) | .392 (29-74) |
| 18 | Nate McLouth | 2004 (5/25-6/12) | .370 (27-73) |
| 18 | Adam Hyzdu | 1999 (7/22-8/7) | .397 (29-73) |
| 16 | Gorkys Hernandez | 2010 (6/27-7/17) | .403 (29-72) |
| 16 | Starling Marte | 2011 (8/19-9/3) | .394 (28-71) |



SINGLE-SEASON INDIVIDUAL FIELDING RECORDS

***Notes: Records for Fielding % are based on a minimum of 75 games played
Fielding % for Pitchers is based on most Total Chances without an error

| | |
|--------------------------|---|
| Most Errors | 33, Alen Hanson (2014), Javier Guzman (2006), Kevin Haverbusch (1999) |
| Highest %, Pitcher | 1.000 (36 TC), Brian O'Connor (2000) |
| Highest %, Catcher | .994, Ramon Cabrera (2012) |
| Most Passed Balls | 15, Steve Lerud (2009) & Humberto Cota (2000) |
| Highest %, 1B | .995, Justin Howard (2013), Simon Pond (2006), Josh Bonifay (2005) |
| Highest %, 2B | .991 Jason Bowers (2007) |
| Highest %, 3B | .962, Jason Bowers (2008) |
| Highest %, SS | .972, Shaun Skrehot (2003) |
| Highest %, OF | 1.000, Darren Burton (2000) |
| Most Assists, OF | 19, Willy Garcia (2014) |

SINGLE-SEASON TEAM GENERAL RECORDS

| | |
|-----------------------------------|--|
| Longest Game, Time | 6:17, 7/13/00 @ Norwich |
| Home | 5:49, 8/13/10 vs. New Hampshire |
| Home, 7-Inning Game | 3:05, 6/3/06 vs. New Hampshire (1) |
| Home, 9-Inning Game | 3:55, 5/26/13 vs. Richmond |
| Road | 6:17, 7/13/00 @ Norwich |
| Road, 7-Inning Game | 2:43, 6/14/03 @ Harrisburg |
| Road, 9-Inning Game | 4:33, 7/17/10 @ Harrisburg |
| Longest Game, Innings | 19, 7/13/00 @ Norwich |
| Home | 19, 8/13/10 vs. New Hampshire |
| Road | 19, 7/13/00 @ Norwich |
| Shortest 9-Inning Game Time | 1:51, 4/17/04 @ Harrisburg |
| Home | 1:54, 7/20/01 vs. New Haven |
| Road | 1:51, 4/17/04 @ Harrisburg |
| Shortest 7-Inning Game Time | 1:27, 4/27/04 @ Norwich |
| Home | 1:33, 7/27/12 vs. New Hampshire |
| Road | 1:27, 4/27/04 @ Norwich |
| Largest Margin of Victory | 14 runs, 18-4, 4/20/06 vs. Akron |
| Largest Shutout Victory | 12-0, 2x, last - 8/15/08 @ New Hampshire |
| Largest Margin of Defeat | 17 runs, 19-2, 7/7/09 vs. Erie |
| Largest Shutout Defeat | 12-0, 2x, last - 8/24/14 at New Britain (both times have been at NB) |

SINGLE-GAME TEAM BATTING RECORDS

| | |
|--------------------------------------|---|
| Most Runs | 18, 3x, last - 8/7/10 @ Harrisburg |
| Most Runs, Inning | 10, 3x, last - 9th Inning, 8/7/10 @ Harrisburg |
| Most Hits | 22, 8/7/10 @ Harrisburg |
| Most Hits, Inning | 9, 1st inning, 8/29/03 vs. Erie (2) |
| Most Home Runs, Game | 6, 7/11/14 @ Harrisburg |
| Most Home Runs, Inning | 3, 7x, last - 2nd inning, 7/23/14 @ New Britain |
| Most Doubles, Game | 10, 8/4/09 @ Portland |
| Most Triples, Game | 3, several times, last - 9/4/10 vs. Reading |
| Most Extra-Base Hits, Game | 11, 8/4/09 @ Portland |
| Most Strikeouts, 9-Inning Game | 17, 5/2/13 vs. Akron |
| Most Strikeouts, All Games | 23, 9/4/05 @ Bowie |
| Most LOB, 9-Inning Game | 15, 2x, last - 4/16/13 vs. Richmond |
| Most LOB, All Games | 23, 7/13/00 @ Norwich |

SINGLE-GAME TEAM PITCHING RECORDS

| | |
|---|--|
| Most Runs Allowed | 20, 5/26/13 vs. Richmond |
| Most Hits Allowed | 22, 2x, last - 5/26/13 vs. Richmond |
| Most Home Runs Allowed | 5, 6x, last - 8/2/06 @ Harrisburg |
| Most Home Runs Allowed, Inning | 3, 3x, last - 7th inning, 8/19/10 @ Portland |
| Most Strikeouts, 9-Inning Game | 16, 5/9/10 vs. Erie |
| Most Strikeouts, All Games | 20, 7/27/10 @ Erie |
| Most Bases on Balls Allowed | 12, 4/12/14 @ Richmond |
| Most Extra-Base Hits Allowed, 9-Inning Game | 9, 4x, last - 8/6/05 vs. Akron |
| Most Extra-Base Hits Allowed, All Games | 14, 7/13/00 @ Norwich |

SINGLE-GAME TEAM FIELDING RECORDS

| | |
|-------------------------|------------------------------------|
| Most Errors, Game | 6, 2x, last 5/29/00 vs. Binghamton |
|-------------------------|------------------------------------|



SINGLE-GAME INDIVIDUAL BATTING RECORDS

| | |
|----------------------------|---|
| Most At-Bats | 10, Keith Williams, 7/13/00 @ Norwich |
| Most Hitless At-Bats | 8, Garrett Long, 7/13/00 @ Norwich |
| Most Runs Scored | 4, several times, last - Mel Rojas, Jr., 5/24/13 vs. Richmond |
| Most Hits | 5, 11x, last - Melvin Dorta, 7/11/08 @ Erie |
| Most Extra-Base Hits | 4, 5x, last - Josh Harrison, 6/27/10 vs. Bowie |
| Most Doubles | 4, Josh Harrison, 6/27/10 vs. Bowie |
| Most Triples | 2, several times, last - Alen Hanson, 8/29/13 at Harrisburg |
| Most Home Runs | 2, several times, last - Keon Broxton, 8/19/14 @ Akron |
| Most Total Bases | 14, Craig Wilson, 9/4/99 @ Erie |
| Most RBI | 8, 2x, last - Alex Dickerson, 7/26/13 at New Hampshire |
| Most Stolen Bases | 4, Ray Sadler, 7/10/04 @ Portland |
| Most Strikeouts | 5, 4x, last - Matt Curry, 5/30/14 vs. New Hampshire |
| Most Bases on Balls | 4, several times, last - Drew Maggi, 5/7/14 vs. Bowie |

SINGLE-GAME INDIVIDUAL PITCHING RECORDS

| | |
|--|---|
| Most Hits Allowed, Starter | 14, Aaron Pribanic, 6/17/11 vs. Harrisburg |
| Most Hits Allowed, Reliever | 10, 2x, last - David Bromberg, 5/27/13 vs. Richmond |
| Most Hitless Innings to Begin Game | 8.1, Adrian Sampson, 7/18/14 vs. Bowie |
| Most Strikeouts | 13, Tom Gorzelanny, 9/9/05 vs. Akron |
| Most Strikeouts, Reliever | 9, Ron Chiavacci, 7/22/06 @ Bowie |
| Most Bases on Balls | 8, Adrian Burnside, 8/7/02 vs. Erie |
| Most Wild Pitches | 4, Brian O'Connor, 5/31/99 @ Norwich |
| Most Earned Runs Allowed, Game | 13, Rob Mattson, 8/8/00 @ Reading |
| Most Earned Runs Allowed, Inning | 7, Rob Mattson 8/8/00 @ Reading |
| Most Innings Pitched, Starter | 10.0, Hansel Iztquierdo, 9/4/05 @ Bowie |

CAREER INDIVIDUAL BATTING RECORDS

| | |
|----------------------------|-------------------------------|
| Most Games Played | 410, Shaun Skrehot (2000-04) |
| Most Hits | 384, Shaun Skrehot (2000-04) |
| Most Runs Scored | 189, Shaun Skrehot (2000-04) |
| Most Doubles | 76, Shaun Skrehot (2000-04) |
| Most Triples | 19, Vic Buttler (2005-07) |
| Most Home Runs | 55, Josh Bonifay (2003-05) |
| | 55, Adam Hyzdu (1999-00) |
| Most RBI | 209, Josh Bonifay (2003-05) |
| Most Extra-Base Hits | 126, Josh Bonifay (2003-05) |
| Most Stolen Bases | 67, Chris Duffy (2003-04, 08) |
| Most Strikeouts | 312, Josh Bonifay (2003-05) |

CAREER INDIVIDUAL PITCHING RECORDS

| | |
|---------------------------|-----------------------------------|
| Most Appearances | 138, Neal McDade (2001-04) |
| Most Games Started | 83, Mike Connolly (2003-06) |
| Most Wins | 30, Landon Jacobsen (2003-06) |
| Most Losses | 29, Mike Connolly (2003-06) |
| Most Strikeouts | 340, Mike Connolly (2003-06) |
| Most Bases on Balls | 203, Brian O'Connor (1999-00, 02) |
| Most Saves | 29, Matt Peterson (2007) |
| Most Complete Games | 6, Brian O'Connor (1999-00, 02) |
| Most Shutouts | 2, Ian Snell (2003-04) |
| | 2, Stephen Sparks (2000-01) |

MONTHLY PITCHING RECORDS

| | |
|-------------------------|---|
| Most Wins, Month | 5, Wilson Guzman (June 2000), Sam McConnell (June 2000), A.J. Morris (2014) |
| Most Saves, Month | 9, Matt Peterson (June 2007) |
| | 9, Justin Kaye (June 2005) |

MISCELLANEOUS HOME RUN RECORDS

| | |
|---|---------------------------|
| Most Home Runs, Home Game | 7 (6/19/04 vs. Erie) |
| Most Consecutive Games with a HR, Curve | 10 (April 25-May 5, 2005) |
| Most Consecutive Games with a HR, Opponents | 11 (May 19-29, 2013) |
| Most Consecutive Games without a HR, Curve | 11 (August 4-14, 2006) |



BATTERS

| AVERAGE* | | SLUGGING %* | |
|-------------------------|-------------|-------------------------|-------------|
| Jeff Keppinger | .338 (2004) | Adam Hyzdu | .612 (1999) |
| Steven Pearce | .334 (2007) | Steven Pearce | .586 (2007) |
| Elias Diaz | .328 (2014) | Josh Bonifay | .556 (2005) |
| Three tied | .332 | Adam Hyzdu | .554 (2000) |
| | | J.J. Davis | .526 (2002) |
| *Minimum 300 Plate App. | | *Minimum 300 Plate App. | |

| HOME RUNS | | GAMES | |
|---------------|-----------|--------------|------------|
| Adam Hyzdu | 31 (2000) | Adam Hyzdu | 142 (2000) |
| Josh Bonifay | 25 (2005) | Chris Duffy | 137 (2003) |
| Adam Hyzdu | 24 (1999) | Tike Redman | 136 (1999) |
| Jose Bautista | 23 (2005) | Miles Durham | 136 (2010) |
| Carlos Rivera | 22 (2002) | Two tied | 135 |

| RBI | | RUNS | |
|---------------|------------|----------------|-----------|
| Adam Hyzdu | 106 (2000) | Adam Hyzdu | 96 (2000) |
| Jose Bautista | 90 (2005) | Nate McLouth | 93 (2004) |
| Rob Mackowiak | 87 (2000) | Chase d'Arnaud | 91 (2010) |
| Matt Hague | 86 (2010) | Starling Marte | 91 (2011) |
| Carlos Rivera | 84 (2002) | Matt Hague | 90 (2010) |

| HITS | | DOUBLES | |
|----------------|------------|----------------|-----------|
| Starling Marte | 178 (2011) | Nate McLouth | 40 (2004) |
| Nate McLouth | 166 (2004) | Adam Hyzdu | 39 (2000) |
| Tony Alvarez | 161 (2002) | Starling Marte | 38 (2011) |
| Rob Mackowiak | 156 (2000) | Tony Alvarez | 37 (2002) |
| Josh Harrison | 156 (2010) | Alex Dickerson | 36 (2013) |

| EXTRA-BASE HITS | | TRIPLES | |
|-----------------|-----------|------------------|-----------|
| Adam Hyzdu | 72 (2000) | Vic Buttler | 14 (2006) |
| Starling Marte | 58 (2011) | Alen Hanson | 12 (2014) |
| Alex Dickerson | 56 (2013) | Tike Redman | 12 (1999) |
| Tony Alvarez | 53 (2002) | Craig Stansberry | 11 (2005) |
| Three tied | 52 | Five Tied | 9 |

| STRIKEOUTS | | STOLEN BASES | |
|------------------|------------|----------------|-----------|
| Willy Garcia | 145 (2014) | Rajai Davis | 45 (2005) |
| Quincy Latimore | 140 (2011) | Rich Thompson | 45 (2005) |
| Miles Durham | 139 (2010) | Drew Maggi | 37 (2014) |
| Jarek Cunningham | 127 (2013) | Chris Duffy | 34 (2003) |
| Simon Pond | 121 (2006) | Chase d'Arnaud | 33 (2010) |

PITCHERS

| ERA* | | WINNING %* | |
|----------------|-------------|-----------------------|-------------|
| Shane Youman | 1.51 (2006) | Yoslan Herrera | .917 (2009) |
| Sam McConnell | 1.61 (2000) | Sam McConnell | .818 (2000) |
| Brady Borner | 2.08 (2005) | Bronson Arroyo | .789 (1999) |
| Michael Dubee | 2.24 (2010) | Brian O'Connor | .750 (2000) |
| Brad Lincoln | 2.28 (2009) | Neal McDade | .727 (2002) |
| *Minimum 75 IP | | *Minimum 10 Decisions | |

| APPEARANCES | | BASES ON BALLS | |
|---------------|-----------|-----------------|-----------|
| David Daniels | 55 (1999) | Brian O'Connor | 92 (1999) |
| Brad Guy | 54 (2000) | Matt Peterson | 74 (2005) |
| Noah Krol | 54 (2011) | Justin Wilson | 71 (2010) |
| Justin Kaye | 53 (2005) | Adrian Burnside | 67 (2002) |
| Jeff Miller | 52 (2004) | John Grabow | 65 (2000) |

| INNINGS PITCHED | | SAVES | |
|-----------------|--------------|----------------|-----------|
| Landon Jacobsen | 162.2 (2003) | Matt Peterson | 29 (2007) |
| Sean Burnett | 159.2 (2003) | Brandon Knight | 27 (2006) |
| Landon Jacobsen | 154.0 (2006) | Noah Krol | 24 (2011) |
| Justin Reid | 153.2 (2002) | Justin Kaye | 22 (2005) |
| Brian O'Connor | 153.1 (1999) | Two tied | 21 |

| WINS | | COMPLETE GAMES | |
|-----------------|-----------|----------------|----------|
| Bronson Arroyo | 15 (1999) | Brian O'Connor | 4 (2000) |
| Landon Jacobsen | 14 (2006) | 6 Players Tied | 3 |
| Sean Burnett | 14 (2003) | | |
| Five Tied | 12 | | |

| LOSSES | | HOME RUNS ALLOWED | |
|----------------|-----------|-------------------|-----------|
| Josh Shortslef | 13 (2007) | Justin Reid | 21 (2002) |
| John Grabow | 13 (2002) | Matt Peterson | 19 (2005) |
| Seven Tied | 11 | Paul Stewart | 19 (2005) |
| | | 3 Players Tied | 18 |

| STRIKEOUTS | | SHUTOUTS | |
|-----------------|------------|-----------------|----------|
| Ian Snell | 142 (2004) | Ian Snell | 2 (2004) |
| Justin Wilson | 134 (2010) | Steve Sparks | 2 (2000) |
| Rudy Owens | 132 (2010) | 17 Players Tied | 1 |
| Tom Gorzelanny | 124 (2005) | | |
| Adrian Burnside | 122 (2002) | | |

PIRATES' MILB PLAYERS OF THE YEAR

Since 2000, the Pirates have been honoring a minor league player and pitcher with a yearly award. They are recognized for their achievement during a September pregame ceremony at PNC Park in Pittsburgh and a plaque hangs on the wall in the Woody Huyke clubhouse in Bradenton showing each winner.

| YR | PITCHER OF THE YEAR |
|-----|---------------------|
| '00 | Wilson Guzman |
| '01 | Sean Burnett |
| '02 | Sean Burnett |
| '03 | Ian Snell |
| '04 | Zach Duke |
| '05 | Paul Maholm |
| '06 | Tom Gorzelanny |
| '07 | John Van Benschoten |
| '08 | Jeff Sues |
| '09 | Rudy Owens |
| '10 | Rudy Owens |
| '11 | Kyle McPherson |
| '12 | Jeff Locke |
| '13 | Tyler Glasnow |
| '14 | Tyler Glasnow |

| YR | PLAYER OF THE YEAR |
|-----|--------------------|
| '00 | J.R. House |
| '01 | Humberto Cota |
| '02 | Walter Young |
| '03 | Chris Shelton |
| '04 | Brad Eldred |
| '05 | Jose Bautista |
| '06 | Andrew McCutchen |
| '07 | Steve Pearce |
| '08 | Jim Negrych |
| '09 | Pedro Alvarez |
| '10 | Alex Presley |
| '11 | Robbie Grossman |
| '12 | Gregory Polanco |
| '13 | Andrew Lambo |
| '14 | Josh Bell |

bold - played in Altoona that season

BATTERS

| HITS | | GAMES PLAYED | |
|-----------------|------------------|------------------|------------------|
| Shaun Skrehot | 384 (2000-04) | Shaun Skrehot | 410 (2000-04) |
| Josh Bonifay | 311 (2003-05) | Jarek Cunningham | 337 (2012-14) |
| Brett Roneberg | 304 (2003-06-07) | Rico Washington | 322 (2000-02) |
| Rico Washington | 298 (2000-02) | Josh Bonifay | 313 (2003-05) |
| Jason Delaney | 284 (2007-09) | Brett Roneberg | 311 (2003-06-07) |

| HOME RUNS | | RUNS SCORED | |
|------------------|--------------|-----------------|------------------|
| Josh Bonifay | 55 (2003-05) | Shaun Skrehot | 189 (2000-04) |
| Adam Hyzdu | 55 (1999-00) | Chris Duffy | 175 (2003-04-08) |
| Ray Sadler | 41 (2003-06) | Brett Roneberg | 161 (2003-06-07) |
| Jarek Cunningham | 33 (2012-14) | Adam Hyzdu | 160 (1999-00) |
| Carlos Rivera | 32 (2001-02) | Rico Washington | 158 (2000-02) |

| RBI | | STOLEN BASES | |
|----------------|------------------|---------------|-----------------|
| Josh Bonifay | 209 (2003-05) | Chris Duffy | 67 (2003-04-08) |
| Adam Hyzdu | 184 (1999-00) | Drew Maggi | 60 (2012-14) |
| Brett Roneberg | 170 (2003-06-07) | Shaun Skrehot | 57 (2000-04) |
| Ray Sadler | 148 (2003-06) | Vic Buttler | 49 (2005-07) |
| Jason Delaney | 143 (2007-09) | Rich Thompson | 48 (2005-06) |

| DOUBLES | | TRIPLES | |
|----------------|-----------------|------------------|--------------|
| Shaun Skrehot | 76 (2000-04) | Vic Buttler | 18 (2005-07) |
| Josh Bonifay | 68 (2003-05) | Brock Holt | 15 (2011-12) |
| Adam Hyzdu | 65 (1999-00) | Craig Stansberry | 14 (2005-06) |
| Brett Roneberg | 58 (2003-06-07) | Shaun Skrehot | 14 (2000-04) |
| Carlos Rivera | 58 (2001-02) | Shawn Garrett | 14 (2002-03) |

| STRIKEOUTS | | EXTRA-BASE HITS | |
|-----------------|---------------|-----------------|---------------|
| Josh Bonifay | 312 (2003-05) | Josh Bonifay | 126 (2003-05) |
| J. Cunningham | 307 (2012-14) | Adam Hyzdu | 124 (1999-00) |
| Miles Durham | 281 (2009-12) | Ray Sadler | 105 (2003-06) |
| Ray Sadler | 247 (2003-06) | Shaun Skrehot | 100 (2000-04) |
| Quincy Latimore | 245 (2011-12) | J. Cunningham | 95 (2012-14) |

PITCHERS

| GAMES PITCHED | | GAMES STARTED | |
|----------------|---------------|-----------------|----------------|
| Neal McDade | 138 (2001-04) | Mike Connolly | 83 (2003-06) |
| Clint Chrysler | 118 (2001-03) | John Grabow | 70 (2000-03) |
| Brady Borner | 117 (2003-06) | Landon Jacobsen | 66 (2003-06) |
| Matt Peterson | 116 (2004-07) | Brian O'Connor | 63 (99-00, 02) |
| Brad Guy | 116 (2000-03) | Matt Peterson | 50 (2004-07) |

| WINS | | LOSSES | |
|-----------------|----------------|-----------------|----------------|
| Landon Jacobsen | 30 (2003-06) | Mike Connolly | 29 (2003-06) |
| Mike Connolly | 27 (2003-06) | John Grabow | 26 (2000-03) |
| Matt Peterson | 24 (2004-07) | Brian O'Connor | 24 (99-00, 02) |
| John Grabow | 24 (2000-03) | Landon Jacobsen | 22 (2003-06) |
| Brian O'Connor | 24 (99-00, 02) | 2 Players Tied | 20 |

| SHUTOUTS | | COMPLETE GAMES | |
|-----------------|-------------|----------------|---------------|
| Ian Snell | 2 (2003-04) | Brian O'Connor | 6 (99-00, 02) |
| Stephen Sparks | 2 (2000-01) | Stephen Sparks | 4 (2000-01) |
| 17 Players Tied | 1 | Sam McConnell | 4 (1999-00) |
| | | 4 Players Tied | 3 |

| SAVES | | HOME RUNS ALLOWED | |
|----------------|--------------|-------------------|--------------|
| Matt Peterson | 29 (2004-07) | Mike Connolly | 42 (2003-06) |
| Brandon Knight | 27 (2006) | Matt Peterson | 40 (2004-07) |
| Noah Krol | 24 (2011) | Brady Borner | 32 (2003-06) |
| Justin Kaye | 22 (2005) | John Grabow | 30 (2000-03) |
| Three tied | 21 | Landon Jacobsen | 28 (2003-06) |

| STRIKEOUTS | | BASES ON BALLS | |
|----------------|-----------------|-----------------|-----------------|
| Mike Connolly | 340 (2003-06) | Brian O'Connor | 203 (99-00, 02) |
| John Grabow | 321 (2000-03) | Matt Peterson | 170 (2004-07) |
| Matt Peterson | 255 (2004-07) | John Grabow | 170 (2000-03) |
| Ben Shaffar | 239 (2002-05) | Mike Connolly | 156 (2003-06) |
| Brian O'Connor | 235 (99-00, 02) | Landon Jacobsen | 129 (2003-06) |

PIRATES' MLB REHABS

Below are the Major League rehab assignments that have come through Altoona in the history of the franchise.

| PLAYER | YEAR | INJURY | PLAYER | YEAR | INJURY |
|---------------------|-------------------|-----------------------------|-------------------|-------------------------|--------------------------|
| Mark Wilkins | 1999 (4/16-4/24) | Right Shoulder | Francisco Liriano | 2013 (4/20) | Fractured Right Arm |
| Francisco Cordova | 1999 (5/3-5/8) | Shoulder Inflammation | Charlie Morton | 2013 (4/23-28, 5/16-21) | Right Elbow (TJ Surgery) |
| Jason Christensen | 1999 (5/22-5/25) | Strained Neck | Neil Walker | 2013 (5/9-5/13) | Right Hand Laceration |
| Turner Ward | 1999 (6/23-6/24) | Right Knee | Jeff Karstens | 2013 (5/18) | R Shoulder Inflammation |
| Javier Martinez | 1999 (6/28-7/26) | Torn Arm Ligament | Chase d'Arnaud | 2013 (5/19-5/23) | Torn Thumb Ligament |
| Ivan Cruz | 1999 (7/22-7/25) | Strained Right Elbow | James McDonald | 2013 (5-27, 6/1) | R Shoulder Discomfort |
| Rich Loiselle | 2000 (4/26-5/21) | Right Elbow Surgery | Jared Hughes | 2013 (7/17) | R Shoulder Inflammation |
| Adrian Brown | 2000 (7/2-7/3) | Strained Left Hamstring | Travis Snider | 2013 (8/19, 8/20) | Left Big Toe Discomfort |
| Brad Clontz | 2000 (8/25-9/4) | Right Elbow | Jason Grilli | 2013 (8/31, 9/2) | Right forearm strain |
| Jason Schmidt | 2001 (4/13-4/30) | Right Shoulder & Elbow | Wandy Rodriguez | 2014 (5/1, 5/6) | Right knee inflammation |
| Francisco Cordova | 2001 (4/28) | Right Elbow | Clint Barmes | 2014 (8/14, 8/16) | Left groin strain |
| Adrian Brown | 2001 (5/7-5/13) | Right Shoulder | Charlie Morton | 2014 (8/28) | Sports hernia, right hip |
| Terry Mulholland | 2001 (7/27-7/28) | Broken Index Finger | | | |
| Jose Silva | 2001 (8/31-9/2) | Broken Right Leg | | | |
| Kris Benson | 2002 (5/7) | Right Elbow | | | |
| Armando Rios | 2002 (6/9) | Left Knee Contusion | | | |
| Ryan Vogelsoong | 2002 (7/23-8/2) | Right Elbow | | | |
| Sean Casey | 2006 (5/26-5/28) | Lower Back Fracture | | | |
| Kip Wells | 2006 (6/15) | Blocked Artery, R Shoulder | | | |
| John Van Benschoten | 2006 (8/14) | Right Shoulder | | | |
| Ryan Doumit | 2006 (8/20-8/22) | Torn Left Hamstring | | | |
| Jack Wilson | 2008 (5/20-5/26) | Right Calf | | | |
| Ryan Doumit | 2008 (6/3-6/5) | Left Thumb Fracture | | | |
| Chris Duffy | 2008 (6/15-7/3) | Left Shoulder Surgery | | | |
| Matt Capps | 2008 (8/12-8/15) | Right Shoulder | | | |
| Phil Dumatrait | 2009 (7/30-7/31) | Left Shoulder | | | |
| Donnie Veal | 2009 (8/19-9/7) | Sprained Left Index Finger | | | |
| Ross Ohlendorf | 2010 (5/3-5/7) | Stiff Back | | | |
| Jack Taschner | 2010 (5/28-5/31) | Left Hamstring Tightness | | | |
| Zach Duke | 2010 (7/5-7/12) | Left elbow pronator strain | | | |
| Mike Crotta | 2011 (6/17) | Right elbow | | | |
| Joe Beimel | 2011 (7/4-7/10) | Left elbow inflammation | | | |
| Ross Ohlendorf | 2011 (7/24) | R Shoulder posterior strain | | | |
| Jeff Karstens | 2012 (5/21, 6/19) | R Shoulder inflammation | | | |



TOP SINGLE-GAME PERFORMANCES

5+ HIT GAMES

Humberto Cota, 8/13/00 @ Bowie (5-for-6)
 Adrian Brown, 5/8/01 vs. Bowie (5-for-5)
 Tony Alvarez, 5/3/02 vs. Bowie (5-for-5)
 Jose Castillo, 5/7/03 @ Akron (5-for-6)
 Jeff Keppinger, 6/16/04 @ Harrisburg (5-for-6)
 Rajai Davis, 7/27/05 vs. Binghamton (5-for-6)
 Brett Roneberg, 5/3/06 @ Erie (5-for-6)
 Jason Delaney, 7/16/07 vs. Bowie (5-for-5)
 Melvin Dorta, 4/18/08 vs. Erie (5-for-5)
 Shelby Ford, 6/8/08 vs. Connecticut (5-for-6)
 Melvin Dorta, 7/11/08 @ Erie (5-for-6)

5+ RBI GAMES

Adam Hyzdu, 5/14/99 vs. Harrisburg (5)
 Garrett Long, 5/29/99 vs. Portland (6)
 Adam Hyzdu, 6/25/99 @ New Britain (7)
 Craig Wilson, 7/4/99 @ Erie (5)
 Kevin Haverbusch, 7/18/99 @ Reading (5)
 Craig Wilson, 9/4/99 @ Erie (6)
 Adam Hyzdu, 5/5/00 @ Bowie (7)
 Adam Hyzdu, 8/7/00 vs. Erie (5)
 Eddy Furniss, 8/10/00 @ Reading (5)
 B.J. Barns, 8/6/01 @ Erie (5)
 J.J. Davis, 7/21/02 vs. Bowie (5)
 Tony Alvarez, 7/24/02 vs. Harrisburg (6)
 Shawn Garrett, 8/9/02 vs. Harrisburg (5)
 Shawn Garrett, 4/21/03 @ Erie (5)
 Chan Perry, 7/18/03 @ Erie (5)
 Ray Sadler, 5/14/04 vs. Akron (5)
 Chris Duffy, 6/5/04 @ Akron (5)
 Josh Bonifay, 6/5/04 @ Akron (6)
 Josh Bonifay, 8/4/04 @ Akron (5)
 Brad Eldred, 8/7/04 vs. Harrisburg (5)
 Brad Eldred, 8/15/04 @ Reading (6)
 Brad Eldred, 4/29/05 vs. Trenton (6)
 Simon Pond, 4/14/06 @ Reading (5)
 Vic Buttler, 5/17/06 vs. Reading (6)
 Brant Ust, 5/24/06 vs. Bowie (5)
 Brett Roneberg, 7/29/06 @ Connecticut (6)
 Steven Pearce, 6/7/07 @ New Britain (5)
 Steven Pearce, 6/13/07 vs. New Britain (5)
 Neil Walker, 6/28/07 vs. Trenton (5)
 Miguel Perez, 6/8/08 vs. Connecticut (5)
 Jamie Romak, 8/15/08 @ New Hampshire (6)
 Shelby Ford, 8/8/09 @ New Hampshire (5)
 Alex Presley, 4/19/10 @ Akron (5)
 Shelby Ford, 5/15/10 @ Richmond (5)
 Alex Presley, 5/24/10 @ Akron (8)
 Hector Gimenez, 6/2/10 @ New Britain (5)
 Kris Watts, 8/7/10 @ Harrisburg (5)
 Starling Marte, 4/22/11 @ Richmond (6)
 Jordy Mercer, 5/11/11 @ Harrisburg (5)
 Robbie Grossman, 7/22/12 vs. ERI (G1) (5)
 Alex Dickerson, 6/2/13 Portland (7)
 Alex Dickerson, 7/26/13 at New Hampshire (8)
 Stetson Allie, 4/23/14 vs. Harrisburg (5)
 Willy Garcia, 6/3/14 vs. Binghamton (5)

COMPLETE-GAME SHUTOUTS

Bronson Arroyo, 6/8/99 vs. Bowie (11 Hits)
 Stephen Sparks, 6/4/00 @ Harrisburg (4 Hits)Sam Mc-Connell, 6/13/00 @ Bowie (5 Hits)
 Wilson Guzman, 6/17/00 @ Akron (2 Hits) [7 inn.]
 Stephen Sparks, 7/7/00 vs. Reading (5 Hits)
 Justin Reid, 7/20/01 vs. New Haven (4 Hits)
 Mike Gonzalez, 8/6/01 @ Harrisburg (6 Hits)
 John Grabow, 6/13/02 vs. Erie (5 Hits)
 Brian O'Connor, 7/23/02 vs. Harrisburg (4 Hits)
 Brad Guy, 8/29/02 @ Erie (3 Hits)
 Sean Burnett, 6/18/03 vs. Trenton (2 Hits)
 Sean Burnett, 8/18/03 vs. Bowie (4 Hits)
 Ian Oquendo, 8/27/03 vs. Reading (3 Hits) [7 inn.]
 Ian Snell, 4/27/04 @ Norwich (3 Hits) [7 inn.]
 Ian Snell, 9/3/04 @ New Britain (5 Hits) [7 inn.]
 Tom Gorzelanny, 6/26/05 vs. New Britain (3 Hits)
 Tom Gorzelanny, 9/9/05 vs. Akron (4 Hits)***
 Landon Jacobsen, 6/22/06 @ Harrisburg (3 Hits) [6 inn.]
 Luis Munoz, 6/28/07 vs. Trenton (5 Hits) [7 inn.]
 Dewon Brazelton, 8/31/07 @ Erie (3 Hits) [7 inn.]
 Brad Lincoln, 5/21/09 @ Bowie (2 Hits)
 Sean Smith, 6/6/09 vs. Akron Gm. #2 (4 Hits) [7 inn.]
 Aaron Pribanic, 5/21/11 vs. Akron Gm. #1 (7 hits) [7 inn.]
 Phil Irwin, 7/27/12 vs. New Hamp. Gm. #1 (2 hits) [7 inn.]
 Adrian Sampson, 7/18/14 vs. Bowie (1 hit) [9 inn.]
 ***Indicates E.L. Playoff Game

NO-HITTERS

A. Burnside, N. McDade, C. Spurling, 4/23/02 vs. Akron
 E. Hollingsworth, J. Townsend, J. Ramos, R. Beckman, 7/25/13 @ NHM

10+ STRIKEOUT GAMES

Paul Ah Yat, 4/25/99 @ Bowie (10)
 Paul Ah Yat, 6/1/99 @ Norwich (11)
 Bronson Arroyo, 7/19/99 vs. Erie (10)
 Joe Beimel, 9/4/00 vs. Akron (11)
 Jason Schmidt, 4/13/01 vs. Erie (10)
 Adrian Burnside, 4/17/02 vs. Erie (11)
 Ben Shaffar, 6/14/02 @ Bowie (10)
 Ian Snell, 5/2/04 vs. Erie (12)
 Ian Snell, 8/12/04 @ New Hampshire (11)
 Ian Snell, 9/3/04 @ New Britain (10)
 Tom Gorzelanny, 8/2/05 @ Erie (10)
 Tom Gorzelanny, 9/9/05 vs. Akron (13)***
 Luis Munoz, 5/7/07 vs. Erie (10)
 Kip Bouknight, 8/30/07 vs. Reading (10)
 Rudy Owens, 5/4/10 @ Richmond (11)
 Justin Wilson, 8/13/10 vs. New Hampshire (11)
 Jeff Locke, 4/25/11 @ Harrisburg (10)
 Kyle McPherson, 7/30/11 @ Portland (10)
 Jameson Taillon, 4/12/13 vs. Harrisburg (10)
 Jameson Taillon, 5/19/13 at Richmond (10)
 David Bromberg, 6/12/13 at New Britain Gm. #2 (12)
 ***Indicates E.L. Playoff Game

PITCHERS GOING DEEP

There have only been a total of four home runs hit by Curve pitchers in franchise history. Tim Alderson has two of the four home runs while Aaron France (1999) and Randy Galvez (2001) have the others.





April 9, 1999
at Reading
L, 6-2

| | |
|------------------|----|
| Tike Redman | CF |
| Chris Wimmer | 2B |
| Alex Hernandez | RF |
| Ron Wright | 1B |
| Kevin Haverbusch | 3B |
| Mel Rosario | C |
| Garrett Long | LF |
| Luis Figueroa | SS |
| Paul Ah Yat | P |



April 4, 2002
vs. Harrisburg
W, 7-5

| | |
|------------------|----|
| Shaun Skrehot | SS |
| Tony Alvarez | CF |
| Rico Washington | 3B |
| Shawn Garrett | LF |
| J.R. House | C |
| Carlos Rivera | 1B |
| J.J. Davis | RF |
| Victor Rodriguez | 2B |
| Justin Reid | P |



April 7, 2005
at Reading
L, 5-4

| | |
|-----------------|----|
| Rajai Davis | CF |
| Jorge Cortes | RF |
| Jose Bautista | 3B |
| Brad Eldred | 1B |
| Ronny Paulino | C |
| Scott Neuberger | LF |
| Victor Mercedes | 2B |
| Brandon Chaves | SS |
| Mike Connolly | P |



April 3, 2008
vs. Reading
L, 8-3

| | |
|---------------|----|
| James Boone | CF |
| Shelby Ford | 2B |
| Jonel Pacheco | LF |
| Brad Corley | RF |
| Jason Delaney | 1B |
| Luis Cruz | SS |
| Melvin Dorta | 3B |
| Miguel Perez | C |
| Kyle Bloom | P |



April 7, 2000
vs. Harrisburg
W, 7-3

| | |
|------------------|----|
| Rob Mackowiak | RF |
| Rico Washington | 2B |
| Adam Hyzdu | LF |
| Alex Hernandez | CF |
| Kevin Haverbusch | 3B |
| Eddy Furniss | 1B |
| Humberto Cota | C |
| Luis Figueroa | SS |
| Brian O'Connor | P |



April 3, 2003
at Reading
L, 8-7

| | |
|-----------------|----|
| Chris Duffy | CF |
| Jose Castillo | SS |
| Brett Roneberg | 1B |
| Josh Bonifay | LF |
| Shawn Garrett | RF |
| Kevin Nicholson | 2B |
| Chris Heintz | C |
| Joe Caruso | 3B |
| Ben Shaffar | P |



April 6, 2006
vs. Trenton
W, 4-3

| | |
|------------------|----|
| Rich Thompson | CF |
| Craig Stansberry | 2B |
| Rafael Alvarez | DH |
| Travis Chapman | 3B |
| Simon Pond | 1B |
| Adam Boeve | RF |
| Vic Buttler | LF |
| Javier Guzman | SS |
| Carlos Maldonado | C |
| Mike Connolly | P |



April 8, 2009
at Erie
L, 8-7

| | |
|----------------|----|
| Brian Friday | SS |
| Jim Negrych | 2B |
| Jose Tabata | CF |
| Jonel Pacheco | LF |
| Jamie Romak | 1B |
| Steve Lerud | C |
| Brad Corley | RF |
| Pedro Lopez | DH |
| Angel Gonzalez | 3B |
| Tony Watson | P |



April 6, 2001
at Erie
L, 7-2

| | |
|-----------------|----|
| Jayson Bass | LF |
| Richard Paz | 2B |
| J.R. House | C |
| Darren Burton | CF |
| Rico Washington | 3B |
| J.J. Davis | RF |
| Dan Meier | DH |
| Lee Evans | 1B |
| Shaun Skrehot | SS |
| John Grabow | P |



April 8, 2004
vs. Portland
W, 3-2

| | |
|-----------------|----|
| Chris Duffy | CF |
| Nate McLouth | RF |
| Kevin Nicholson | 3B |
| Ray Navarrete | 1B |
| Ronny Paulino | C |
| Ray Sadler | DH |
| Gary Thomas | LF |
| Jeff Keppinger | 2B |
| Brandon Chaves | SS |
| Ian Snell | P |



April 9, 2007
at Akron
L, 5-4

| | |
|------------------|----|
| Andrew McCutchen | CF |
| Vic Buttler | LF |
| Neil Walker | 3B |
| Randy Ruiz | DH |
| Adam Boeve | RF |
| Brett Roneberg | 1B |
| Javier Guzman | 2B |
| Brandon Chaves | SS |
| Milver Reyes | C |
| Josh Shortslef | P |



April 8, 2010
vs. Harrisburg
W, 5-1

| | |
|------------------|----|
| Gorkys Hernandez | CF |
| Chase d'Arnaud | SS |
| Jordy Mercer | 3B |
| Miles Durham | RF |
| Hector Gimenez | C |
| Alex Presley | LF |
| Josh Harrison | 2B |
| Matt Hague | 1B |
| Mike Crotta | P |





April 7, 2011
at Erie
L, 3-2

| | |
|-----------------|----|
| Brock Holt | 2B |
| Starling Marte | CF |
| Jordy Mercer | SS |
| Tony Sanchez | C |
| Miles Durham | 1B |
| Quincy Latimore | LF |
| Jeremy Farrell | 3B |
| Eric Fryer | DH |
| Brad Chalk | RF |
| Bryan Morris | P |



April 5, 2012
vs. Erie
W, 7-4

| | |
|------------------|----|
| Robbie Grossman | CF |
| Brock Holt | SS |
| Jarek Cunningham | 2B |
| Tony Sanchez | C |
| Andrew Lambo | RF |
| Jeremy Farrell | 3B |
| Matt Curry | 1B |
| Ramon Cabrera | DH |
| Quincy Latimore | LF |
| Mike Colla | P |



April 4, 2013
at Erie
L, 10-6

| | |
|------------------|----|
| Mel Rojas, Jr. | CF |
| Jarek Cunningham | 2B |
| Matt Curry | 1B |
| Andrew Lambo | LF |
| Adalberto Santos | 3B |
| Alex Dickerson | RF |
| Carlos Paulino | C |
| Gift Ngoepe | SS |
| Drew Maggi | DH |
| Brandon Cumpton | P |



April 5, 2014
vs. Erie
L, 2-0 (7)

| | |
|------------------|----|
| Alen Hanson | SS |
| Gift Ngoepe | 2B |
| Stetson Allie | 1B |
| Justin Howard | DH |
| Willy Garcia | RF |
| Jarek Cunningham | 3B |
| Mel Rojas, Jr. | CF |
| Elias Diaz | C |
| Keon Broxton | LF |
| Adrian Sampson | P |

ALTOONA CURVE OPENING DAY MISCELLANEOUS STATISTICS

| By Opponent | | Records Breakdown | | Misc. Info |
|-------------------|-----|-------------------------|------|--------------------------------------|
| vs. Akron | 0-1 | Open at Home | 6-2 | Earliest Opening Day Game: |
| vs. Binghamton | 0-0 | Open on the Road | 0-8 | April 3, 2x, last - 2008 vs. Reading |
| vs. Bowie | 0-0 | Open vs. AL affiliate | 3-6 | Latest Opening Day Game: |
| vs. Erie | 1-5 | Open vs. NL affiliate | 3-4 | April 9, 2x, last - 2007 at Akron |
| vs. Harrisburg | 3-0 | Open vs. own division | 4-10 | Last Opening Day Win (Team): |
| vs. New Britain | 0-0 | Open vs. other division | 2-0 | 2012 vs. Erie (7-4) |
| vs. New Hampshire | 0-0 | | | Last Opening Day Win (Starter) |
| vs. Portland | 1-0 | | | 2010 - Mike Crotta vs. Harrisburg |
| vs. Reading | 0-4 | | | |
| vs. Richmond | 0-0 | | | |
| vs. Trenton | 1-0 | | | |

ALL-TIME OPENING DAY STARTERS

Listed below is each Opening Day starter and his line since the franchise's first season in 1999

| YEAR | PLAYER | OPPONENT | DEC. | FINAL LINE | FINAL SCORE |
|------|-----------------|------------|------|-------------------------------------|-------------|
| 1999 | Paul Ah Yat | @ Reading | ND | 1.0 IP, 0 H, 0 R, 0 ER, 0 BB, 1 SO* | L, 6-2 |
| 2000 | Brian O'Connor | Harrisburg | W | 5.0 IP, 2 H, 0 R, 0 ER, 4 BB, 4 SO | W, 7-3 |
| 2001 | John Grabow | @ Erie | L | 5.1 IP, 4 H, 4 R, 3 ER, 2 BB, 4 SO | L, 7-2 |
| 2002 | Justin Reid | Harrisburg | ND | 3.2 IP, 5 H, 2 R, 2 ER, 0 BB, 4 SO | W, 7-5 |
| 2003 | Ben Shaffar | @ Reading | ND | 4.1 IP, 5 H, 5 R, 1 ER, 0 BB, 4 SO | L, 8-7 |
| 2004 | Ian Snell | Portland | W | 5.0 IP, 4 H, 0 R, 0 ER, 1 BB, 6 SO | W, 3-2 |
| 2005 | Mike Connolly | @ Reading | L | 0.0 IP, 0 H, 1 R, 1 ER, 1 BB, 0 SO# | L, 5-4 |
| 2006 | Mike Connolly | Trenton | ND | 5.0 IP, 4 H, 1 R, 1 ER, 1 BB, 7 SO | W, 4-3 |
| 2007 | Josh Shortslef | @ Akron | L | 4.0 IP, 5 H, 3 R, 2 ER, 1 BB, 8 SO | L, 5-4 |
| 2008 | Kyle Bloom | Reading | L | 3.2 IP, 5 H, 6 R, 6 ER, 3 BB, 2 SO | L, 8-3 |
| 2009 | Tony Watson | @ Erie | L | 3.2 IP, 3 H, 5 R, 5 ER, 4 BB, 2 SO | L, 8-7 |
| 2010 | Mike Crotta | Harrisburg | W | 6.0 IP, 1 H, 1 R, 1 ER, 1 BB, 4 SO | W, 5-1 |
| 2011 | Bryan Morris | @ Erie | ND | 4.1 IP, 4 H, 2 R, 2 ER, 5 BB, 3 SO | L, 3-2 |
| 2012 | Mike Colla | Erie | ND | 4.0 IP, 5 H, 3 R, 3 ER, 2 BB, 3 SO | W, 7-4 |
| 2013 | Brandon Cumpton | @ Erie | L | 5.0 IP, 6 H, 4 R, 4 ER, 2 BB, 6 SO | L, 10-6 |
| 2014 | Adrian Sampson | Erie | L | 6.0 IP, 5 H, 2 R, 2 ER, 0 BB, 6 SO | L, 2-0 (7) |

*Left game after one inning because game was suspended by rain
#Left game after facing one batter because game was suspended by rain

| PLAYER | AVG | G | AB | R | H | 2B | 3B | HR | RBI | BB | SO | SB | CS |
|-------------------|-------------|------------|-------------|------------|-------------|------------|-----------|------------|------------|------------|------------|------------|-----------|
| Asche, Mike | .412 | 7 | 17 | 3 | 7 | 2 | 0 | 0 | 3 | 1 | 3 | 1 | 1 |
| Bieser, Steve | .209 | 40 | 148 | 24 | 31 | 5 | 2 | 4 | 23 | 21 | 32 | 3 | 4 |
| Bryant, Matt | .250 | 12 | 24 | 1 | 6 | 0 | 0 | 0 | 1 | 2 | 7 | 0 | 0 |
| Cruz, Ivan | .154 | 3 | 13 | 1 | 2 | 1 | 0 | 0 | 3 | 1 | 8 | 0 | 0 |
| DeHaan, Kory | .268 | 47 | 190 | 26 | 51 | 13 | 2 | 3 | 24 | 11 | 46 | 14 | 6 |
| Figuerola, Luis | .263 | 131 | 418 | 61 | 110 | 15 | 5 | 3 | 50 | 52 | 44 | 9 | 9 |
| Haad, Yamid | .182 | 43 | 137 | 20 | 25 | 3 | 0 | 6 | 10 | 19 | 32 | 7 | 3 |
| Haverbusch, Kevin | .286 | 93 | 332 | 57 | 95 | 22 | 2 | 14 | 61 | 12 | 60 | 6 | 4 |
| Hernandez, Alex | .257 | 126 | 475 | 76 | 122 | 26 | 3 | 15 | 63 | 54 | 110 | 11 | 8 |
| Hyzdu, Adam | .316 | 91 | 345 | 64 | 109 | 26 | 2 | 24 | 78 | 40 | 62 | 8 | 4 |
| Iglesias, Luis | .281 | 31 | 89 | 13 | 25 | 6 | 0 | 6 | 16 | 14 | 26 | 0 | 1 |
| Jorgensen, Tim | .130 | 7 | 23 | 1 | 3 | 1 | 0 | 0 | 2 | 6 | 6 | 0 | 0 |
| Long, Garrett | .245 | 109 | 355 | 61 | 87 | 12 | 4 | 18 | 56 | 63 | 100 | 6 | 6 |
| Lorenzana, Luis | .216 | 34 | 74 | 9 | 16 | 2 | 1 | 2 | 8 | 14 | 17 | 0 | 0 |
| Maczowski, Rob | .262 | 53 | 195 | 21 | 51 | 15 | 3 | 3 | 27 | 8 | 34 | 0 | 2 |
| McConnell, Sam | .250 | 13 | 4 | 0 | 1 | 0 | 0 | 0 | 1 | 1 | 1 | 0 | 0 |
| Patzke, Jeff | .298 | 53 | 198 | 31 | 59 | 12 | 1 | 2 | 25 | 33 | 45 | 4 | 2 |
| Redman, Tike | .269 | 136 | 532 | 84 | 143 | 20 | 12 | 3 | 60 | 52 | 52 | 29 | 16 |
| Robertson, Mike | .280 | 46 | 175 | 31 | 49 | 12 | 0 | 9 | 28 | 24 | 26 | 0 | 3 |
| Rosario, Melvin | .241 | 26 | 87 | 11 | 21 | 9 | 0 | 1 | 11 | 6 | 15 | 0 | 0 |
| Secrist, Reed | .168 | 36 | 95 | 9 | 16 | 5 | 0 | 0 | 10 | 13 | 23 | 0 | 0 |
| Sweet, Jon | .257 | 37 | 105 | 15 | 27 | 5 | 1 | 2 | 13 | 11 | 15 | 0 | 1 |
| Ward, Turner | .000 | 1 | 3 | 1 | 0 | 0 | 0 | 0 | 0 | 2 | 2 | 0 | 0 |
| Wehner, Craig | .167 | 4 | 12 | 2 | 2 | 0 | 0 | 0 | 2 | 0 | 0 | 1 | 1 |
| Wilson, John | .268 | 111 | 362 | 57 | 97 | 21 | 3 | 20 | 69 | 40 | 104 | 1 | 3 |
| Wimmer, Chris | .252 | 27 | 107 | 9 | 27 | 5 | 2 | 1 | 6 | 8 | 12 | 5 | 2 |
| Wright, Ron | .213 | 24 | 80 | 2 | 17 | 6 | 0 | 0 | 4 | 9 | 27 | 0 | 0 |
| TOTALS | .258 | 140 | 4723 | 695 | 1218 | 249 | 43 | 138 | 664 | 519 | 964 | 105 | 78 |

| PLAYER | W-L | ERA | G | GS | CG | SHO | SV | IP | H | R | ER | HR | BB | SO |
|---------------------|--------------|-------------|------------|------------|----------|----------|-----------|---------------|-------------|------------|------------|-----------|------------|------------|
| Ah Yat, Paul | 8-4 | 3.02 | 16 | 15 | 0 | 0 | 0 | 95.1 | 86 | 41 | 32 | 6 | 30 | 90 |
| Arroyo, Bronson | 15-4 | 3.65 | 25 | 25 | 2 | 1 | 0 | 153.0 | 167 | 73 | 62 | 15 | 58 | 100 |
| Ayers, Mike | 0-0 | 1.59 | 11 | 0 | 0 | 0 | 0 | 17.0 | 10 | 4 | 3 | 1 | 11 | 16 |
| Baron, Jim | 9-9 | 3.97 | 29 | 20 | 0 | 0 | 0 | 145.0 | 141 | 73 | 64 | 13 | 44 | 75 |
| Beltran, Alonso | 0-2 | 9.00 | 13 | 0 | 0 | 0 | 1 | 18.0 | 27 | 18 | 18 | 2 | 9 | 18 |
| Brown, Alvin | 4-1 | 6.49 | 7 | 6 | 0 | 0 | 0 | 26.1 | 29 | 22 | 19 | 0 | 17 | 15 |
| Burgos, Enrique | 0-1 | 2.25 | 5 | 0 | 0 | 0 | 0 | 4.0 | 1 | 1 | 1 | 0 | 3 | 2 |
| Christiansen, Jason | 0-0 | 0.00 | 2 | 1 | 0 | 0 | 0 | 9.0 | 1 | 0 | 0 | 0 | 1 | 2 |
| Cordova, Francisco | 1-1 | 4.66 | 2 | 2 | 0 | 0 | 0 | 3.2 | 13 | 8 | 5 | 0 | 4 | 12 |
| Daniels, David | 2-2 | 2.67 | 55 | 0 | 0 | 0 | 8 | 67.1 | 55 | 21 | 20 | 6 | 19 | 63 |
| Davis, Kane | 4-6 | 3.78 | 16 | 16 | 0 | 0 | 0 | 95.1 | 97 | 51 | 40 | 5 | 41 | 53 |
| Donnelly, Brendan | 0-0 | 7.71 | 2 | 0 | 0 | 0 | 1 | 2.1 | 4 | 2 | 2 | 0 | 2 | 0 |
| Dougherty, Tony | 0-0 | 7.47 | 9 | 0 | 0 | 0 | 0 | 15.2 | 29 | 19 | 13 | 3 | 7 | 6 |
| Duff, Matt | 2-4 | 2.81 | 44 | 0 | 0 | 0 | 12 | 57.2 | 43 | 19 | 18 | 5 | 35 | 59 |
| Dunbar, Matt | 3-5 | 3.42 | 49 | 0 | 0 | 0 | 2 | 47.1 | 35 | 19 | 18 | 2 | 23 | 35 |
| France, Aaron | 4-5 | 3.67 | 33 | 11 | 0 | 0 | 0 | 95.2 | 79 | 50 | 39 | 8 | 48 | 70 |
| Garcia, Al | 0-0 | 4.50 | 2 | 0 | 0 | 0 | 0 | 4.0 | 6 | 4 | 2 | 0 | 3 | 1 |
| Giard, Ken | 2-2 | 1.71 | 38 | 0 | 0 | 0 | 6 | 42.0 | 34 | 12 | 8 | 1 | 25 | 48 |
| Gonzalez, Mike | 2-3 | 8.10 | 7 | 5 | 0 | 0 | 0 | 26.2 | 34 | 25 | 24 | 4 | 19 | 31 |
| Long, Joey | 0-0 | 5.91 | 8 | 0 | 0 | 0 | 0 | 10.2 | 16 | 8 | 7 | 3 | 4 | 5 |
| Martinez, Javier | 0-0 | 6.10 | 10 | 0 | 0 | 0 | 0 | 10.1 | 11 | 8 | 7 | 1 | 14 | 16 |
| Mathews, Del | 1-1 | 6.00 | 9 | 0 | 0 | 0 | 0 | 12.0 | 21 | 15 | 8 | 2 | 6 | 8 |
| McConnell, Sam | 1-7 | 6.64 | 13 | 12 | 1 | 0 | 0 | 62.1 | 82 | 52 | 46 | 7 | 33 | 40 |
| O'Connor, Brian | 7-11 | 4.70 | 28 | 27 | 1 | 0 | 0 | 153.1 | 152 | 98 | 80 | 10 | 92 | 106 |
| Pena, Alex | 1-0 | 3.86 | 9 | 0 | 0 | 0 | 0 | 21.0 | 22 | 12 | 9 | 2 | 9 | 20 |
| Runion, Tony | 1-4 | 3.59 | 31 | 0 | 0 | 0 | 2 | 42.2 | 52 | 23 | 17 | 3 | 9 | 39 |
| Secrist, Reed | 0-0 | 0.00 | 1 | 0 | 0 | 0 | 0 | 1.0 | 1 | 0 | 0 | 0 | 0 | 0 |
| Wilkins, Marc | 0-1 | 1.50 | 4 | 0 | 0 | 0 | 0 | 6.0 | 4 | 2 | 1 | 0 | 4 | 5 |
| TOTALS | 67-73 | 4.07 | 140 | 140 | 4 | 5 | 32 | 1244.2 | 1252 | 680 | 563 | 99 | 570 | 935 |



| PLAYER | AVG | G | AB | R | H | 2B | 3B | HR | RBI | BB | SO | SB | CS |
|--------------------|------|-----|------|-----|------|-----|----|-----|-----|-----|-----|----|----|
| Bass, Jayson | .244 | 19 | 45 | 7 | 11 | 0 | 1 | 0 | 5 | 5 | 8 | 3 | 0 |
| Beimel, Joe | .250 | 10 | 8 | 3 | 2 | 1 | 0 | 0 | 0 | 1 | 4 | 0 | 0 |
| Brown, Adrian | .000 | 2 | 5 | 1 | 0 | 0 | 0 | 0 | 0 | 3 | 1 | 0 | 0 |
| Burton, Darren | .328 | 63 | 229 | 44 | 75 | 8 | 2 | 5 | 33 | 23 | 42 | 3 | 0 |
| Cota, Humberto | .261 | 112 | 429 | 49 | 112 | 20 | 1 | 8 | 44 | 21 | 80 | 6 | 4 |
| Duff, Matt | .400 | 48 | 5 | 0 | 2 | 0 | 0 | 0 | 0 | 0 | 1 | 0 | 0 |
| Evans, Lee | .237 | 32 | 118 | 18 | 28 | 4 | 1 | 1 | 8 | 14 | 28 | 1 | 1 |
| Figueroa, Luis | .284 | 94 | 342 | 45 | 97 | 10 | 4 | 1 | 28 | 37 | 32 | 14 | 5 |
| Furniss, Wilburn | .239 | 121 | 348 | 50 | 83 | 16 | 1 | 11 | 52 | 68 | 82 | 4 | 4 |
| Haad, Yamid | .197 | 59 | 183 | 24 | 36 | 7 | 0 | 4 | 13 | 18 | 44 | 1 | 1 |
| Haverbusch, Kevin | .279 | 43 | 140 | 23 | 39 | 3 | 1 | 5 | 21 | 11 | 15 | 2 | 2 |
| Hernandez, Alex | .337 | 50 | 199 | 28 | 67 | 16 | 1 | 4 | 34 | 13 | 42 | 1 | 2 |
| Hyzdu, Adam | .290 | 142 | 514 | 96 | 149 | 39 | 2 | 31 | 106 | 94 | 102 | 3 | 7 |
| Lankford, Derrick | .293 | 96 | 314 | 41 | 92 | 16 | 2 | 10 | 40 | 47 | 60 | 4 | 1 |
| Long, Garrett | .230 | 42 | 122 | 18 | 28 | 8 | 0 | 4 | 18 | 17 | 33 | 0 | 1 |
| Lorenzana, Luis | .157 | 24 | 51 | 7 | 8 | 2 | 0 | 0 | 2 | 4 | 15 | 0 | 0 |
| Mackowiak, Rob | .297 | 134 | 526 | 82 | 156 | 33 | 4 | 13 | 87 | 22 | 96 | 18 | 5 |
| McConnell, Sam | .125 | 20 | 8 | 0 | 1 | 0 | 0 | 0 | 1 | 1 | 4 | 0 | 0 |
| Patterson, Jarrrod | .139 | 11 | 36 | 1 | 5 | 1 | 0 | 0 | 4 | 3 | 11 | 0 | 0 |
| Pickford, Kevin | .286 | 10 | 7 | 0 | 2 | 0 | 0 | 0 | 0 | 1 | 1 | 0 | 0 |
| Pointer, Corey | .154 | 19 | 39 | 6 | 6 | 1 | 1 | 0 | 4 | 7 | 18 | 0 | 0 |
| Sanders, Tracy | .184 | 26 | 76 | 11 | 14 | 4 | 0 | 4 | 12 | 12 | 29 | 0 | 0 |
| Skrehot, Shaun | .228 | 57 | 158 | 14 | 36 | 4 | 1 | 0 | 9 | 16 | 32 | 7 | 2 |
| Washington, Rico | .258 | 135 | 503 | 74 | 130 | 22 | 7 | 8 | 59 | 55 | 74 | 4 | 9 |
| Williams, Keith | .256 | 36 | 121 | 14 | 31 | 5 | 0 | 3 | 17 | 16 | 29 | 3 | 1 |
| Wilson, Jack | .252 | 33 | 139 | 17 | 35 | 7 | 2 | 1 | 16 | 14 | 17 | 1 | 3 |
| TOTALS | .264 | 142 | 4764 | 682 | 1257 | 230 | 31 | 113 | 621 | 527 | 941 | 75 | 48 |

| PLAYER | W-L | ERA | G | GS | CG | SHO | SV | IP | H | R | ER | HR | BB | SO |
|-------------------|-------|-------|-----|-----|----|-----|----|--------|------|-----|-----|----|-----|-----|
| Alvarado, Carlos | 3-0 | 4.11 | 16 | 1 | 0 | 0 | 1 | 30.2 | 31 | 16 | 14 | 2 | 18 | 27 |
| Anderson, Jimmy | 1-0 | 0.00 | 1 | 1 | 1 | 0 | 0 | 9.0 | 7 | 1 | 0 | 0 | 1 | 6 |
| Ayers, Mike | 3-2 | 3.24 | 38 | 0 | 0 | 0 | 1 | 58.1 | 47 | 30 | 21 | 2 | 29 | 49 |
| Beimel, Joe | 1-6 | 4.16 | 10 | 10 | 1 | 0 | 0 | 62.2 | 72 | 38 | 29 | 8 | 21 | 28 |
| Burton, Darren | 0-0 | 0.00 | 1 | 0 | 0 | 0 | 0 | 1.0 | 0 | 0 | 0 | 0 | 0 | 0 |
| Carrasco, D.J. | 1-1 | 8.36 | 9 | 0 | 0 | 0 | 0 | 14.0 | 16 | 14 | 13 | 0 | 13 | 10 |
| Clontz, Brad | 0-0 | 1.93 | 4 | 0 | 0 | 0 | 0 | 4.2 | 4 | 2 | 1 | 0 | 1 | 4 |
| Duff, Matt | 0-4 | 3.93 | 47 | 0 | 0 | 0 | 6 | 55.0 | 50 | 31 | 24 | 1 | 36 | 61 |
| France, Aaron | 5-2 | 3.44 | 22 | 12 | 0 | 0 | 0 | 81.0 | 83 | 41 | 31 | 4 | 27 | 57 |
| Grabow, John | 8-7 | 4.33 | 24 | 24 | 1 | 0 | 0 | 145.1 | 145 | 81 | 70 | 10 | 65 | 109 |
| Guy, Brad | 4-6 | 3.53 | 54 | 1 | 0 | 0 | 7 | 81.2 | 82 | 35 | 32 | 3 | 25 | 37 |
| Guzman, Wilson | 10-4 | 3.02 | 18 | 18 | 3 | 1 | 0 | 119.1 | 99 | 49 | 40 | 6 | 45 | 77 |
| Lankford, Derrick | 0-0 | 0.00 | 2 | 0 | 0 | 0 | 0 | 4.0 | 2 | 0 | 0 | 0 | 4 | 2 |
| Loiselle, Rich | 0-1 | 5.27 | 13 | 0 | 0 | 0 | 2 | 13.2 | 17 | 9 | 8 | 1 | 6 | 18 |
| Manzueta, Roberto | 0-1 | 5.06 | 8 | 2 | 0 | 0 | 0 | 21.1 | 26 | 16 | 12 | 0 | 13 | 14 |
| Martin, Jeff | 0-2 | 4.64 | 17 | 0 | 0 | 0 | 0 | 21.1 | 28 | 16 | 11 | 2 | 15 | 16 |
| Mattson, Rob | 1-1 | 6.32 | 7 | 6 | 0 | 0 | 0 | 37.0 | 48 | 33 | 26 | 4 | 16 | 19 |
| McConnell, Sam | 9-2 | 1.61 | 20 | 13 | 3 | 1 | 0 | 106.0 | 83 | 24 | 19 | 3 | 26 | 61 |
| O'Connor, Brian | 12-4 | 3.76 | 22 | 22 | 4 | 0 | 0 | 129.1 | 120 | 69 | 54 | 4 | 61 | 76 |
| Osteen, Gavin | 0-0 | 0.00 | 1 | 0 | 0 | 0 | 0 | 1.2 | 1 | 0 | 0 | 0 | 2 | 2 |
| Padua, Geraldo | 1-6 | 6.97 | 9 | 9 | 0 | 0 | 0 | 41.1 | 59 | 42 | 32 | 3 | 20 | 31 |
| Pickford, Kevin | 0-5 | 9.97 | 10 | 4 | 0 | 0 | 0 | 21.2 | 38 | 29 | 24 | 2 | 14 | 9 |
| Rosengren, John | 2-1 | 7.17 | 22 | 0 | 0 | 0 | 3 | 21.1 | 17 | 17 | 17 | 1 | 21 | 24 |
| Sak, Jim | 0-1 | 10.80 | 7 | 0 | 0 | 0 | 0 | 5.0 | 2 | 9 | 6 | 1 | 13 | 5 |
| Smith, Brian | 3-4 | 0.99 | 22 | 0 | 0 | 0 | 12 | 27.1 | 14 | 6 | 3 | 0 | 8 | 23 |
| Sparks, Steve | 6-7 | 4.77 | 23 | 17 | 3 | 2 | 0 | 109.1 | 103 | 66 | 58 | 6 | 54 | 66 |
| Wimberly, Larry | 4-1 | 6.86 | 10 | 2 | 0 | 0 | 0 | 21.0 | 29 | 22 | 16 | 4 | 11 | 25 |
| TOTALS | 74-68 | 4.06 | 142 | 142 | 16 | 8 | 32 | 1244.0 | 1223 | 696 | 561 | 67 | 565 | 856 |

GAMES ARE MORE FUN WITH A GROUP | 877.99.CURVE



| PLAYER | AVG | G | AB | R | H | 2B | 3B | HR | RBI | BB | SO | SB | CS |
|--------------------|-------------|------------|-------------|------------|-------------|------------|-----------|-----------|------------|------------|-------------|------------|-----------|
| Alvarez, Tony | .319 | 67 | 254 | 34 | 81 | 16 | 1 | 6 | 25 | 8 | 30 | 17 | 11 |
| Barns, B.J. | .220 | 30 | 109 | 12 | 24 | 6 | 1 | 6 | 15 | 7 | 37 | 3 | 1 |
| Bass, Jayson | .235 | 67 | 170 | 18 | 40 | 14 | 2 | 1 | 13 | 10 | 47 | 9 | 1 |
| Brown, Adrian | .333 | 7 | 30 | 7 | 10 | 1 | 1 | 0 | 1 | 1 | 7 | 1 | 2 |
| Bruce, Mo | .118 | 10 | 34 | 4 | 4 | 1 | 0 | 0 | 2 | 4 | 11 | 0 | 2 |
| Burton, Darren | .288 | 85 | 299 | 36 | 86 | 15 | 2 | 7 | 32 | 23 | 62 | 5 | 1 |
| Davis, J.J. | .250 | 67 | 228 | 21 | 57 | 13 | 3 | 4 | 26 | 21 | 79 | 2 | 5 |
| Doumit, Ryan | .250 | 2 | 4 | 0 | 1 | 0 | 0 | 0 | 2 | 1 | 1 | 0 | 0 |
| Evans, Lee | .248 | 118 | 428 | 53 | 106 | 21 | 8 | 11 | 48 | 37 | 116 | 12 | 5 |
| France, Aaron | .250 | 7 | 4 | 0 | 1 | 0 | 0 | 0 | 1 | 0 | 0 | 0 | 0 |
| Galvez, Randy | .188 | 15 | 16 | 2 | 3 | 0 | 0 | 1 | 1 | 0 | 9 | 0 | 0 |
| Green, Scarborough | .253 | 27 | 91 | 10 | 23 | 1 | 0 | 0 | 6 | 6 | 19 | 0 | 0 |
| Haad, Yamid | .000 | 1 | 3 | 0 | 0 | 0 | 0 | 0 | 0 | 0 | 0 | 0 | 0 |
| Haverbusch, Kevin | .261 | 43 | 153 | 17 | 40 | 10 | 2 | 2 | 19 | 5 | 23 | 1 | 2 |
| House, J.R. | .258 | 112 | 426 | 51 | 110 | 25 | 1 | 11 | 56 | 37 | 103 | 1 | 1 |
| Langston, Jay | .282 | 28 | 103 | 9 | 29 | 3 | 1 | 0 | 7 | 2 | 22 | 1 | 1 |
| Lankford, Derrick | .158 | 6 | 19 | 2 | 3 | 1 | 1 | 0 | 2 | 1 | 6 | 0 | 0 |
| Mann, Derek | .000 | 1 | 3 | 0 | 0 | 0 | 0 | 0 | 0 | 0 | 1 | 0 | 0 |
| Martin, Justin | .329 | 63 | 161 | 20 | 53 | 7 | 0 | 0 | 13 | 14 | 21 | 16 | 6 |
| Meier, Dan | .256 | 97 | 312 | 43 | 80 | 14 | 4 | 13 | 38 | 45 | 80 | 1 | 1 |
| Monahan, Shane | .296 | 21 | 71 | 9 | 21 | 6 | 1 | 2 | 10 | 4 | 12 | 1 | 2 |
| Paz, Richard | .238 | 85 | 248 | 30 | 59 | 15 | 1 | 4 | 30 | 52 | 55 | 7 | 6 |
| Petersen, Chris | .210 | 38 | 100 | 7 | 21 | 6 | 0 | 0 | 11 | 17 | 20 | 1 | 0 |
| Reid, Justin | .214 | 17 | 14 | 3 | 3 | 1 | 0 | 0 | 0 | 1 | 5 | 0 | 0 |
| Rivera, Carlos | .234 | 111 | 389 | 44 | 91 | 30 | 0 | 10 | 50 | 13 | 71 | 0 | 0 |
| Serestr, Reed | .071 | 4 | 14 | 0 | 1 | 0 | 0 | 0 | 1 | 1 | 6 | 0 | 0 |
| Skrehot, Shaun | .267 | 117 | 468 | 61 | 125 | 30 | 6 | 6 | 45 | 30 | 63 | 24 | 15 |
| Smith, Brian | .000 | 2 | 1 | 0 | 0 | 0 | 0 | 0 | 0 | 0 | 1 | 0 | 0 |
| Stoner, Mike | .252 | 42 | 135 | 15 | 34 | 7 | 1 | 3 | 21 | 2 | 21 | 0 | 0 |
| Washington, Rico | .302 | 75 | 291 | 31 | 88 | 17 | 0 | 4 | 29 | 21 | 49 | 5 | 5 |
| Wehner, John | .228 | 25 | 92 | 10 | 21 | 3 | 0 | 0 | 8 | 3 | 11 | 4 | 0 |
| TOTALS | .258 | 142 | 4760 | 557 | 1226 | 267 | 38 | 91 | 514 | 376 | 1027 | 120 | 78 |

| PLAYER | W-L | ERA | G | GS | CG | SHO | SV | IP | H | R | ER | HR | BB | SO |
|--------------------|--------------|-------------|------------|------------|----------|----------|-----------|---------------|-------------|------------|------------|-----------|------------|------------|
| Alvarado, Carlos | 5-7 | 3.36 | 26 | 10 | 0 | 0 | 0 | 83.0 | 74 | 46 | 31 | 6 | 29 | 73 |
| Ayers, Mike | 1-1 | 2.25 | 7 | 0 | 0 | 0 | 0 | 8.0 | 8 | 2 | 3 | 0 | 3 | 6 |
| Bennett, Jeff | 0-1 | 3.62 | 1 | 1 | 0 | 0 | 0 | 7.0 | 9 | 3 | 3 | 0 | 2 | 6 |
| Burnside, Adrian | 0-2 | 3.62 | 6 | 6 | 0 | 0 | 0 | 32.1 | 28 | 15 | 13 | 3 | 14 | 32 |
| Burton, Darren | 0-0 | 18.00 | 1 | 0 | 0 | 0 | 0 | 1.0 | 2 | 2 | 1 | 1 | 1 | 2 |
| Camp, Shawn | 4-0 | 4.24 | 8 | 3 | 0 | 0 | 0 | 23.1 | 25 | 14 | 11 | 3 | 8 | 19 |
| Carrasco, D.J. | 2-2 | 4.14 | 27 | 1 | 0 | 0 | 1 | 37.0 | 34 | 22 | 17 | 2 | 25 | 35 |
| Chaney, Mike | 0-0 | 6.75 | 4 | 0 | 0 | 0 | 0 | 9.1 | 18 | 7 | 7 | 1 | 2 | 2 |
| Chrysler, Clint | 4-3 | 3.28 | 51 | 0 | 0 | 0 | 3 | 49.1 | 52 | 24 | 18 | 3 | 12 | 31 |
| Cordova, Francisco | 0-0 | 4.15 | 1 | 1 | 0 | 0 | 0 | 4.1 | 6 | 2 | 2 | 0 | 1 | 4 |
| Diorio, Mike | 1-4 | 7.91 | 18 | 0 | 0 | 0 | 0 | 33.0 | 40 | 34 | 29 | 5 | 19 | 14 |
| Donaldson, Bo | 3-1 | 3.10 | 17 | 0 | 0 | 0 | 5 | 20.1 | 12 | 7 | 7 | 2 | 7 | 22 |
| France, Aaron | 1-2 | 5.68 | 7 | 5 | 0 | 0 | 0 | 25.1 | 36 | 19 | 16 | 4 | 10 | 17 |
| Galvez, Randy | 5-6 | 3.45 | 15 | 15 | 0 | 0 | 0 | 86.0 | 93 | 40 | 33 | 3 | 22 | 45 |
| Garcia, Mike | 2-0 | 0.45 | 18 | 0 | 0 | 0 | 4 | 20.0 | 15 | 1 | 1 | 0 | 4 | 15 |
| Gonzalez, Mike | 5-4 | 3.71 | 14 | 14 | 1 | 1 | 0 | 87.1 | 81 | 38 | 36 | 5 | 36 | 66 |
| Grabow, John | 2-5 | 3.38 | 10 | 10 | 0 | 0 | 0 | 50.2 | 30 | 23 | 19 | 5 | 39 | 42 |
| Guy, Brad | 3-4 | 4.03 | 28 | 4 | 0 | 0 | 4 | 51.1 | 59 | 32 | 23 | 3 | 17 | 30 |
| Lopez, Jose | 1-2 | 4.83 | 6 | 5 | 0 | 0 | 0 | 31.2 | 38 | 20 | 17 | 3 | 11 | 23 |
| Manzueta, Roberto | 1-1 | 5.40 | 12 | 0 | 0 | 0 | 0 | 20.0 | 19 | 13 | 12 | 3 | 11 | 14 |
| McDade, Neal | 2-5 | 4.05 | 19 | 9 | 0 | 0 | 0 | 73.1 | 85 | 38 | 33 | 0 | 24 | 55 |
| Mulholland, Terry | 0-2 | 3.86 | 2 | 2 | 0 | 0 | 0 | 2.1 | 5 | 3 | 1 | 0 | 1 | 3 |
| Padua, Geraldo | 0-1 | 9.69 | 10 | 0 | 0 | 0 | 0 | 13.0 | 17 | 14 | 14 | 5 | 6 | 10 |
| Pavlovich, Tony | 0-3 | 2.98 | 31 | 0 | 0 | 0 | 12 | 42.1 | 38 | 15 | 14 | 0 | 13 | 26 |
| Paz, Rich | 1-0 | 0.00 | 1 | 0 | 0 | 0 | 0 | 1.0 | 0 | 0 | 0 | 0 | 1 | 0 |
| Phillips, Jason | 0-1 | 10.00 | 6 | 1 | 0 | 0 | 0 | 9.0 | 18 | 11 | 10 | 4 | 4 | 4 |
| Reid, Justin | 5-5 | 2.54 | 17 | 16 | 1 | 1 | 0 | 110.0 | 104 | 38 | 31 | 5 | 14 | 70 |
| Rodriguez, Frank | 0-0 | 4.82 | 3 | 0 | 0 | 0 | 0 | 9.1 | 9 | 6 | 5 | 0 | 8 | 17 |
| Schmidt, Jason | 0-1 | 0.96 | 3 | 3 | 0 | 0 | 0 | 9.1 | 7 | 1 | 1 | 0 | 1 | 2 |
| Silva, Jose | 0-0 | 0.00 | 2 | 0 | 0 | 0 | 0 | 1.1 | 2 | 0 | 0 | 0 | 1 | 2 |
| Smith, Brian | 1-0 | 0.00 | 2 | 0 | 0 | 0 | 0 | 4.1 | 3 | 0 | 0 | 0 | 0 | 3 |
| Sparks, Steve | 1-4 | 3.76 | 7 | 6 | 1 | 0 | 0 | 38.1 | 31 | 19 | 16 | 2 | 25 | 32 |
| Spurling, Chris | 5-7 | 3.11 | 34 | 15 | 0 | 0 | 1 | 121.2 | 133 | 48 | 42 | 9 | 28 | 63 |
| Wehner, John | 0-1 | 11.57 | 2 | 0 | 0 | 0 | 0 | 2.1 | 5 | 3 | 3 | 0 | 1 | 2 |
| Williams, David | 5-2 | 2.61 | 9 | 8 | 1 | 0 | 0 | 58.2 | 45 | 17 | 17 | 8 | 12 | 39 |
| Wimberly, Larry | 3-2 | 4.17 | 24 | 7 | 0 | 0 | 0 | 69.0 | 75 | 36 | 32 | 7 | 18 | 43 |
| TOTALS | 63-79 | 3.73 | 142 | 142 | 4 | 8 | 30 | 1245.2 | 1257 | 613 | 516 | 83 | 430 | 872 |



| PLAYER | AVG | G | AB | R | H | 2B | 3B | HR | RBI | BB | SO | SB | CS |
|-------------------|------|-----|------|-----|------|-----|----|-----|-----|-----|-----|----|----|
| Alvarez, Tony | .318 | 125 | 507 | 79 | 161 | 37 | 1 | 15 | 59 | 27 | 71 | 29 | 18 |
| Benson, Kris | .000 | 1 | 2 | 0 | 0 | 0 | 0 | 0 | 0 | 0 | 2 | 0 | 0 |
| Brown, Jason | .170 | 18 | 47 | 3 | 8 | 5 | 0 | 0 | 5 | 5 | 21 | 0 | 0 |
| Burnside, Adrian | .238 | 33 | 21 | 2 | 5 | 0 | 1 | 0 | 3 | 0 | 7 | 0 | 0 |
| Caruso, Joe | .250 | 47 | 148 | 19 | 37 | 5 | 2 | 3 | 20 | 8 | 16 | 3 | 3 |
| Chrysler, Clint | .667 | 51 | 3 | 0 | 2 | 0 | 0 | 0 | 0 | 0 | 0 | 0 | 0 |
| Davis, J.J. | .287 | 101 | 348 | 51 | 100 | 17 | 3 | 20 | 62 | 33 | 101 | 7 | 4 |
| Derosso, Tony | .192 | 72 | 182 | 22 | 35 | 5 | 4 | 8 | 33 | 27 | 48 | 2 | 0 |
| Garrett, Shawn | .290 | 131 | 489 | 71 | 142 | 24 | 8 | 11 | 73 | 33 | 88 | 19 | 6 |
| Gonzalez, Mike | .357 | 16 | 14 | 1 | 5 | 0 | 0 | 0 | 1 | 0 | 4 | 0 | 0 |
| Grabow, John | .133 | 28 | 15 | 2 | 2 | 0 | 1 | 0 | 1 | 2 | 4 | 0 | 0 |
| Guy, Brad | .000 | 26 | 4 | 0 | 0 | 0 | 0 | 0 | 0 | 0 | 2 | 0 | 0 |
| Haverbusch, Kevin | .292 | 35 | 130 | 18 | 38 | 7 | 0 | 5 | 16 | 4 | 21 | 4 | 2 |
| House, J.R. | .264 | 30 | 91 | 9 | 24 | 6 | 0 | 2 | 11 | 13 | 21 | 0 | 0 |
| King, Brad | .264 | 45 | 129 | 28 | 34 | 4 | 0 | 3 | 12 | 30 | 24 | 1 | 1 |
| Lemonis, Chris | .000 | 6 | 17 | 1 | 0 | 0 | 0 | 0 | 0 | 2 | 1 | 1 | 0 |
| Lopez, Jose | .250 | 11 | 4 | 1 | 1 | 0 | 0 | 0 | 0 | 0 | 1 | 0 | 0 |
| McDade, Neal | .000 | 49 | 6 | 0 | 0 | 0 | 0 | 0 | 0 | 1 | 3 | 0 | 0 |
| Meadows, Randy | .126 | 48 | 111 | 16 | 14 | 2 | 0 | 2 | 8 | 6 | 29 | 2 | 1 |
| Meier, Dan | .245 | 78 | 237 | 27 | 58 | 10 | 2 | 6 | 33 | 23 | 66 | 2 | 3 |
| Montgomery, Matt | - | 44 | 0 | 0 | 0 | 0 | 0 | 0 | 0 | 0 | 0 | 0 | 0 |
| O'Connor, Brian | .250 | 24 | 8 | 0 | 2 | 0 | 0 | 0 | 0 | 2 | 1 | 0 | 0 |
| Pachot, John | .262 | 94 | 321 | 31 | 84 | 29 | 0 | 3 | 44 | 6 | 31 | 1 | 0 |
| Reid, Justin | .182 | 25 | 22 | 2 | 4 | 0 | 1 | 0 | 1 | 0 | 8 | 0 | 0 |
| Rios, Armando | .000 | 1 | 2 | 0 | 0 | 0 | 0 | 0 | 0 | 1 | 0 | 0 | 0 |
| Rivera, Carlos | .302 | 128 | 494 | 67 | 149 | 28 | 2 | 22 | 84 | 27 | 75 | 1 | 1 |
| Rodriguez, Victor | .293 | 61 | 188 | 29 | 55 | 6 | 0 | 3 | 20 | 9 | 20 | 3 | 0 |
| Sefcik, Kevin | .308 | 126 | 467 | 69 | 144 | 32 | 2 | 2 | 51 | 44 | 42 | 12 | 8 |
| Shaffar, Ben | .000 | 18 | 9 | 0 | 0 | 0 | 0 | 0 | 0 | 0 | 7 | 0 | 0 |
| Skrehot, Shaun | .240 | 80 | 312 | 40 | 75 | 15 | 3 | 2 | 25 | 23 | 60 | 9 | 4 |
| Spurling, Chris | .250 | 52 | 4 | 0 | 1 | 1 | 0 | 0 | 0 | 0 | 3 | 0 | 0 |
| Vogelsong, Ryan | .200 | 8 | 5 | 1 | 1 | 0 | 0 | 0 | 0 | 0 | 1 | 0 | 0 |
| Washington, Rico | .223 | 112 | 359 | 53 | 80 | 11 | 3 | 8 | 34 | 60 | 66 | 3 | 4 |
| Weichard, Paul | .000 | 1 | 1 | 0 | 0 | 0 | 0 | 0 | 0 | 0 | 1 | 0 | 0 |
| Wimberly, Larry | .000 | 26 | 6 | 0 | 0 | 0 | 0 | 0 | 0 | 0 | 4 | 0 | 0 |
| TOTALS | .268 | 141 | 4703 | 642 | 1261 | 244 | 33 | 115 | 596 | 386 | 849 | 99 | 55 |

| PLAYER | W-L | ERA | G | GS | CG | SHO | SV | IP | H | R | ER | HR | BB | SO |
|------------------|-------|-------|-----|-----|----|-----|----|--------|------|-----|-----|-----|-----|-----|
| Benson, Kris | 1-0 | 1.29 | 1 | 1 | 0 | 0 | 0 | 7.0 | 5 | 1 | 1 | 0 | 0 | 7 |
| Burnside, Adrian | 6-9 | 4.55 | 32 | 23 | 0 | 0 | 0 | 130.2 | 120 | 70 | 66 | 18 | 67 | 122 |
| Chrysler, Clint | 3-2 | 3.97 | 51 | 0 | 0 | 0 | 3 | 56.2 | 55 | 29 | 25 | 7 | 21 | 26 |
| Deschenes, Marc | 0-0 | 3.00 | 3 | 0 | 0 | 0 | 3 | 3.0 | 3 | 1 | 1 | 0 | 0 | 4 |
| Dougherty, Jim | 1-1 | 5.06 | 7 | 0 | 0 | 0 | 0 | 10.2 | 13 | 6 | 6 | 1 | 7 | 5 |
| Gonzalez, Mike | 8-4 | 3.80 | 16 | 16 | 0 | 0 | 0 | 85.1 | 77 | 38 | 36 | 4 | 47 | 82 |
| Grabow, John | 8-13 | 5.47 | 28 | 27 | 1 | 1 | 0 | 146.1 | 181 | 94 | 89 | 10 | 47 | 97 |
| Gravelle, Nick | 0-0 | 18.00 | 1 | 0 | 0 | 0 | 0 | 1.0 | 3 | 2 | 2 | 1 | 0 | 0 |
| Guy, Brad | 3-2 | 3.17 | 26 | 5 | 1 | 1 | 1 | 76.2 | 87 | 31 | 27 | 7 | 16 | 40 |
| Looney, Brian | 0-0 | 1.17 | 4 | 0 | 0 | 0 | 0 | 7.2 | 5 | 1 | 1 | 1 | 1 | 3 |
| Lopez, Jose | 0-2 | 6.75 | 10 | 4 | 0 | 0 | 0 | 21.1 | 30 | 20 | 16 | 2 | 7 | 8 |
| McDade, Neal | 8-3 | 3.91 | 49 | 0 | 0 | 0 | 0 | 78.1 | 85 | 36 | 34 | 11 | 16 | 51 |
| Meadows, Randy | 0-0 | 0.00 | 1 | 0 | 0 | 0 | 0 | 1.1 | 2 | 0 | 0 | 0 | 0 | 0 |
| Montgomery, Matt | 3-0 | 4.21 | 44 | 0 | 0 | 0 | 3 | 66.1 | 62 | 32 | 31 | 3 | 26 | 50 |
| O'Connor, Brian | 5-7 | 5.06 | 24 | 14 | 1 | 1 | 0 | 85.1 | 86 | 50 | 48 | 6 | 50 | 53 |
| Palma, Rick | 1-1 | 1.80 | 10 | 0 | 0 | 0 | 0 | 10.0 | 12 | 2 | 2 | 0 | 3 | 10 |
| Pavlovich, Tony | 0-0 | 13.50 | 1 | 0 | 0 | 0 | 0 | 1.1 | 4 | 2 | 2 | 0 | 0 | 0 |
| Reid, Justin | 11-8 | 4.33 | 25 | 25 | 1 | 0 | 0 | 153.2 | 151 | 87 | 74 | 21 | 28 | 108 |
| Shaffar, Ben | 8-7 | 3.15 | 18 | 18 | 1 | 0 | 0 | 111.1 | 110 | 46 | 39 | 6 | 40 | 97 |
| Spurling, Chris | 4-3 | 2.19 | 51 | 0 | 0 | 0 | 20 | 70.0 | 54 | 18 | 17 | 8 | 12 | 60 |
| Vogelsong, Ryan | 1-5 | 5.56 | 8 | 8 | 0 | 0 | 0 | 43.2 | 47 | 27 | 27 | 5 | 10 | 35 |
| Wimberly, Larry | 1-2 | 4.05 | 26 | 0 | 0 | 0 | 1 | 53.1 | 49 | 25 | 24 | 4 | 18 | 36 |
| TOTALS | 72-69 | 4.19 | 141 | 141 | 5 | 9 | 34 | 1221.0 | 1241 | 618 | 568 | 116 | 416 | 894 |



| PLAYER | AVG | G | AB | R | H | 2B | 3B | HR | RBI | BB | SO | SB | CS |
|------------------|-------------|------------|-------------|------------|-------------|------------|-----------|-----------|------------|------------|------------|------------|-----------|
| Burns, B.J. | .184 | 22 | 38 | 3 | 7 | 0 | 0 | 0 | 2 | 4 | 11 | 0 | 2 |
| Bonifay, Josh | .285 | 114 | 386 | 51 | 110 | 30 | 0 | 11 | 56 | 39 | 106 | 1 | 4 |
| Caruso, Joe | .196 | 83 | 224 | 28 | 44 | 6 | 0 | 2 | 29 | 28 | 43 | 3 | 1 |
| Castillo, Jose | .287 | 126 | 498 | 68 | 143 | 24 | 6 | 5 | 66 | 40 | 81 | 19 | 10 |
| Duffy, Chris | .273 | 137 | 494 | 84 | 135 | 23 | 6 | 1 | 42 | 44 | 78 | 34 | 12 |
| Garrett, Shawn | .288 | 124 | 468 | 68 | 135 | 29 | 6 | 13 | 67 | 36 | 96 | 20 | 7 |
| Heintz, Chris | .258 | 78 | 271 | 28 | 70 | 12 | 4 | 2 | 26 | 19 | 24 | 0 | 0 |
| House, J.R. | .333 | 20 | 63 | 12 | 21 | 6 | 0 | 2 | 11 | 5 | 11 | 0 | 0 |
| Navarrete, Ray | .256 | 92 | 285 | 32 | 73 | 20 | 1 | 5 | 35 | 15 | 40 | 1 | 5 |
| Nicholson, Kevin | .294 | 114 | 405 | 63 | 119 | 31 | 5 | 7 | 45 | 41 | 44 | 8 | 8 |
| Paulino, Ronny | .226 | 46 | 159 | 19 | 36 | 6 | 1 | 6 | 19 | 12 | 35 | 0 | 2 |
| Perry, Chan | .285 | 109 | 386 | 46 | 110 | 24 | 1 | 7 | 63 | 28 | 38 | 4 | 2 |
| Roneberg, Brett | .281 | 125 | 442 | 60 | 124 | 29 | 4 | 10 | 61 | 40 | 56 | 12 | 6 |
| Sadler, Ray | .264 | 14 | 53 | 8 | 14 | 5 | 0 | 1 | 7 | 3 | 16 | 0 | 0 |
| Shelton, Chris | .279 | 35 | 122 | 17 | 34 | 10 | 1 | 0 | 14 | 8 | 23 | 0 | 1 |
| Skrehot, Shaun | .276 | 89 | 304 | 41 | 84 | 15 | 3 | 1 | 33 | 27 | 48 | 12 | 7 |
| Snusz, Chris | .053 | 6 | 19 | 0 | 1 | 0 | 0 | 0 | 0 | 0 | 6 | 0 | 0 |
| TOTALS | .270 | 141 | 4739 | 636 | 1278 | 274 | 38 | 73 | 583 | 397 | 811 | 114 | 67 |

| PLAYER | W-L | ERA | G | GS | CG | SHO | SV | IP | H | R | ER | HR | BB | SO |
|----------------------|--------------|-------------|------------|------------|----------|-----------|-----------|---------------|-------------|------------|------------|-----------|------------|------------|
| Bennett, Jeff | 4-4 | 2.72 | 33 | 2 | 0 | 0 | 1 | 59.2 | 45 | 22 | 18 | 2 | 23 | 62 |
| Bonifay, Josh | 0-0 | 9.00 | 1 | 0 | 0 | 0 | 0 | 1.0 | 2 | 1 | 1 | 0 | 0 | 0 |
| Borner, Brady | 3-2 | 3.96 | 17 | 0 | 0 | 0 | 0 | 25.0 | 24 | 11 | 11 | 4 | 10 | 19 |
| Brooks, Frank | 0-0 | 7.71 | 1 | 0 | 0 | 0 | 0 | 2.1 | 3 | 2 | 2 | 1 | 0 | 4 |
| Burnett, Sean | 14-6 | 3.21 | 27 | 27 | 2 | 1 | 0 | 159.2 | 158 | 60 | 57 | 2 | 29 | 86 |
| Camp Shawn | 0-2 | 4.34 | 18 | 0 | 0 | 0 | 0 | 29.0 | 26 | 14 | 14 | 2 | 11 | 35 |
| Caruso, Joe | 0-0 | 0.00 | 1 | 0 | 0 | 0 | 0 | 2.0 | 1 | 0 | 0 | 0 | 2 | 1 |
| Chrysler, Clint | 2-1 | 10.46 | 16 | 1 | 0 | 0 | 0 | 26.2 | 43 | 33 | 31 | 4 | 18 | 14 |
| Connolly, Mike | 7-8 | 3.39 | 25 | 23 | 0 | 0 | 0 | 127.1 | 123 | 55 | 48 | 10 | 38 | 90 |
| Fordham, Tom | 5-2 | 3.17 | 13 | 12 | 0 | 0 | 0 | 71.0 | 71 | 27 | 25 | 5 | 18 | 59 |
| Gonzalez, Mike | 0-0 | 1.23 | 5 | 0 | 0 | 0 | 1 | 7.1 | 4 | 1 | 1 | 1 | 2 | 10 |
| Grabow, John | 6-1 | 3.36 | 24 | 9 | 0 | 0 | 0 | 83.0 | 87 | 34 | 31 | 9 | 19 | 73 |
| Guy, Brad | 1-2 | 5.79 | 8 | 1 | 0 | 0 | 0 | 14.0 | 16 | 9 | 9 | 0 | 2 | 9 |
| Jacobsen, Landon | 9-11 | 2.93 | 27 | 27 | 1 | 0 | 0 | 162.2 | 156 | 60 | 53 | 11 | 40 | 80 |
| Johnston, Mike | 6-2 | 2.12 | 46 | 0 | 0 | 0 | 7 | 72.1 | 49 | 17 | 17 | 4 | 27 | 65 |
| Martinez, Anastacio | 0-0 | 2.25 | 3 | 0 | 0 | 0 | 0 | 4.0 | 6 | 1 | 1 | 1 | 1 | 1 |
| McDade, Neal | 1-6 | 2.72 | 38 | 0 | 0 | 0 | 4 | 72.2 | 75 | 32 | 22 | 5 | 18 | 48 |
| Oquendo, Ian | 4-0 | 1.96 | 6 | 6 | 0 | 0 | 0 | 36.2 | 36 | 13 | 8 | 2 | 10 | 23 |
| Ozias, Todd | 2-2 | 1.62 | 51 | 0 | 0 | 0 | 21 | 61.0 | 47 | 14 | 11 | 2 | 17 | 52 |
| Palma, Rick | 6-5 | 3.67 | 35 | 5 | 0 | 0 | 0 | 68.2 | 70 | 35 | 28 | 3 | 24 | 61 |
| Shaffar, Ben | 1-3 | 4.48 | 13 | 11 | 0 | 0 | 0 | 64.1 | 68 | 38 | 32 | 3 | 20 | 50 |
| Snell, Ian | 4-0 | 1.96 | 6 | 6 | 0 | 0 | 0 | 36.2 | 36 | 13 | 8 | 2 | 10 | 23 |
| Van Benschoten, John | 7-6 | 3.69 | 17 | 17 | 1 | 0 | 0 | 90.1 | 95 | 46 | 37 | 5 | 34 | 78 |
| TOTALS | 78-63 | 3.32 | 141 | 141 | 4 | 10 | 35 | 1240.2 | 1205 | 525 | 457 | 76 | 363 | 920 |



| PLAYER | AVG | G | AB | R | H | 2B | 3B | HR | RBI | BB | SO | SB | CS |
|----------------------|------|-----|------|-----|------|-----|----|-----|-----|-----|-----|-----|----|
| Bonifay, Josh | .277 | 96 | 343 | 32 | 95 | 16 | 0 | 19 | 76 | 40 | 96 | 2 | 0 |
| Borner, Brady | .277 | 39 | 133 | 1 | 33 | 0 | 0 | 0 | 0 | 1 | 24 | 0 | 0 |
| Bradley, Bobby | .250 | 19 | 13 | 1 | 3 | 0 | 0 | 0 | 0 | 0 | 7 | 0 | 0 |
| Bullington, Bryan | .136 | 26 | 22 | 1 | 0 | 0 | 0 | 0 | 0 | 0 | 1 | 0 | 0 |
| 2 Candelario, Eddie | .000 | 21 | 3 | 0 | 0 | 0 | 0 | 0 | 0 | 0 | 1 | 0 | 0 |
| 1 Candelario, Eddie | .250 | 37 | 4 | 0 | 0 | 0 | 0 | 0 | 0 | 0 | 1 | 0 | 0 |
| Chaves, Brandon | .222 | 41 | 108 | 16 | 24 | 2 | 3 | 1 | 15 | 19 | 20 | 2 | 0 |
| Cockrell, Michael | .154 | 8 | 13 | 0 | 2 | 0 | 0 | 0 | 0 | 0 | 4 | 0 | 0 |
| Connolly, Mike | .000 | 21 | 12 | 0 | 0 | 0 | 0 | 0 | 0 | 13 | 8 | 0 | 0 |
| Cortes, Jorge | .281 | 37 | 139 | 17 | 39 | 8 | 1 | 0 | 19 | 13 | 24 | 1 | 0 |
| Crudale, Mike | .333 | 23 | 3 | 1 | 1 | 0 | 0 | 0 | 0 | 1 | 1 | 0 | 0 |
| De Caster, Yurendell | .279 | 97 | 330 | 54 | 92 | 18 | 0 | 15 | 42 | 22 | 78 | 4 | 2 |
| De La Rosa, Tomas | .333 | 8 | 18 | 3 | 6 | 1 | 0 | 1 | 4 | 1 | 2 | 1 | 1 |
| Doumit, Ryan | .262 | 67 | 221 | 31 | 58 | 20 | 0 | 10 | 34 | 21 | 49 | 1 | 0 |
| Duffy, Chris | .309 | 113 | 453 | 84 | 140 | 23 | 6 | 8 | 41 | 33 | 77 | 30 | 8 |
| Duke, Zach | .125 | 9 | 8 | 1 | 1 | 1 | 0 | 0 | 0 | 0 | 5 | 0 | 0 |
| Eldred, Brad | .279 | 39 | 147 | 24 | 41 | 9 | 0 | 17 | 60 | 6 | 51 | 0 | 0 |
| Evans, Tom | .308 | 33 | 120 | 25 | 37 | 9 | 1 | 4 | 22 | 18 | 30 | 4 | 1 |
| Jacobsen, Landon | .100 | 15 | 10 | 0 | 1 | 0 | 0 | 0 | 1 | 0 | 2 | 0 | 0 |
| Keppinger, Jeff | .334 | 82 | 323 | 45 | 108 | 17 | 2 | 1 | 33 | 27 | 17 | 0 | 6 |
| Lorraine, Andrew | .000 | 6 | 1 | 0 | 0 | 0 | 0 | 0 | 0 | 0 | 0 | 10 | 0 |
| Lundquist, Dave | .000 | 15 | 0 | 0 | 0 | 0 | 0 | 0 | 0 | 0 | 0 | 0 | 0 |
| McDade, Neal | .111 | 32 | 9 | 1 | 1 | 0 | 0 | 0 | 0 | 0 | 4 | 0 | 0 |
| McLouth, Nate | .322 | 133 | 515 | 93 | 166 | 40 | 4 | 8 | 73 | 48 | 62 | 31 | 7 |
| Mendez, Donald | .132 | 23 | 76 | 7 | 10 | 5 | 0 | 0 | 3 | 6 | 22 | 1 | 1 |
| Miller, Jeff | .000 | 52 | 4 | 0 | 0 | 0 | 0 | 0 | 0 | 0 | 2 | 0 | 0 |
| Moriarty, Mike | .303 | 20 | 66 | 17 | 20 | 9 | 0 | 0 | 6 | 11 | 13 | 1 | 0 |
| Navarrete, Ray | .238 | 50 | 130 | 15 | 31 | 1 | 1 | 2 | 17 | 11 | 20 | 0 | 0 |
| Nicholson, Kevin | .217 | 77 | 258 | 28 | 56 | 13 | 2 | 4 | 36 | 23 | 37 | 0 | 0 |
| Paulino, Ronny | .285 | 99 | 369 | 54 | 105 | 23 | 2 | 15 | 60 | 33 | 62 | 3 | 2 |
| Pena, Rodolfo | .500 | 1 | 4 | 0 | 2 | 0 | 0 | 0 | 0 | 0 | 0 | 0 | 0 |
| 2 Peterson, Matt | .000 | 1 | 2 | 0 | 0 | 0 | 0 | 0 | 0 | 1 | 2 | 0 | 0 |
| 1 Peterson, Matt | .000 | 26 | 12 | 1 | 0 | 0 | 0 | 0 | 0 | 2 | 5 | 0 | 0 |
| Sadler, Ray | .268 | 120 | 429 | 61 | 115 | 25 | 1 | 20 | 72 | 23 | 89 | 16 | 6 |
| Serrano, Elio | .500 | 45 | 2 | 0 | 0 | 0 | 0 | 0 | 0 | 0 | 0 | 0 | 0 |
| Shaffar, Ben | .000 | 8 | 1 | 0 | 0 | 0 | 0 | 0 | 0 | 0 | 0 | 0 | 0 |
| Sheldon, Scott | .183 | 18 | 60 | 3 | 11 | 2 | 1 | 1 | 6 | 6 | 14 | 1 | 0 |
| Skrehot, Shaun | .263 | 67 | 243 | 33 | 64 | 12 | 0 | 1 | 16 | 15 | 24 | 0 | 0 |
| Snell, Ian | .143 | 26 | 14 | 1 | 2 | 0 | 1 | 0 | 1 | 9 | 6 | 0 | 0 |
| Snusz, Chris | .183 | 36 | 120 | 11 | 22 | 4 | 0 | 0 | 6 | 9 | 29 | 0 | 0 |
| Stein, Blake | .000 | 36 | 1 | 0 | 0 | 0 | 0 | 0 | 0 | 9 | 14 | 0 | 0 |
| Thomas, Gary | .226 | 30 | 93 | 13 | 21 | 8 | 2 | 2 | 8 | 9 | 1 | 0 | 0 |
| TOTALS | .272 | 141 | 4695 | 697 | 1279 | 270 | 28 | 135 | 656 | 400 | 871 | 115 | 39 |

| PLAYER | W-L | ERA | G | GS | CG | SHO | SV | IP | H | R | ER | HR | BB | SO |
|---------------------|-------|-------|-----|-----|----|-----|----|--------|------|-----|-----|-----|-----|-----|
| Agamennone, Brandon | 3-1 | 4.29 | 20 | 0 | 0 | 0 | 0 | 35.2 | 36 | 18 | 17 | 4 | 12 | 39 |
| Alcala, Jason | 1-0 | 0.000 | 1 | 0 | 0 | 0 | 0 | 3.1 | 2 | 0 | 0 | 0 | 0 | 3 |
| Bimeal, Matt | 1-0 | 12.27 | 3 | 0 | 0 | 0 | 0 | 3.1 | 7 | 5 | 5 | 1 | 0 | 3 |
| Borner, Brady | 5-6 | 5.47 | 39 | 9 | 0 | 0 | 1 | 100.1 | 120 | 76 | 61 | 17 | 30 | 62 |
| Bradley, Bobby | 5-4 | 3.11 | 19 | 19 | 0 | 0 | 0 | 101.1 | 85 | 42 | 35 | 8 | 41 | 78 |
| Bullington, Bryan | 12-7 | 4.10 | 26 | 26 | 0 | 0 | 0 | 145.0 | 160 | 77 | 66 | 18 | 47 | 100 |
| 2 Candelario, Eddie | 0-1 | 4.84 | 21 | 0 | 0 | 0 | 2 | 35.1 | 31 | 21 | 19 | 5 | 17 | 34 |
| 1 Candelario, Eddie | 0-4 | 6.13 | 37 | 4 | 0 | 0 | 2 | 72.0 | 81 | 54 | 49 | 9 | 40 | 55 |
| Connolly, Mike | 8-7 | 4.71 | 21 | 21 | 0 | 0 | 0 | 112.2 | 124 | 65 | 59 | 10 | 41 | 103 |
| Crudale, Mike | 1-0 | 5.67 | 23 | 0 | 0 | 0 | 2 | 33.1 | 35 | 23 | 21 | 5 | 22 | 24 |
| Duke, Zach | 5-1 | 1.58 | 9 | 9 | 0 | 0 | 0 | 51.1 | 41 | 11 | 9 | 2 | 10 | 36 |
| Harts, Jeremy | 0-2 | 5.28 | 9 | 0 | 0 | 0 | 1 | 15.1 | 12 | 12 | 9 | 0 | 13 | 10 |
| Jacobsen, Landon | 5-2 | 4.99 | 15 | 14 | 0 | 0 | 0 | 70.1 | 83 | 46 | 39 | 8 | 23 | 47 |
| Lorraine, Andrew | 0-0 | 0.00 | 6 | 0 | 0 | 0 | 0 | 7.1 | 4 | 0 | 0 | 0 | 1 | 7 |
| Lundquist, Dave | 3-2 | 5.75 | 15 | 0 | 0 | 0 | 0 | 20.1 | 21 | 13 | 13 | 2 | 8 | 15 |
| McDade, Neal | 8-1 | 3.32 | 32 | 7 | 0 | 0 | 1 | 85.2 | 70 | 35 | 32 | 7 | 36 | 53 |
| Miller, Jeff | 5-4 | 3.91 | 32 | 0 | 0 | 0 | 18 | 68.0 | 48 | 35 | 32 | 28 | 19 | 9 |
| O'Brien, Patrick | 1-0 | 0.00 | 2 | 0 | 0 | 0 | 0 | 4.1 | 4 | 0 | 0 | 0 | 2 | 1 |
| 2 Peterson, Matt | 3-2 | 6.25 | 7 | 7 | 0 | 0 | 0 | 3.1 | 3 | 25 | 7 | 2 | 22 | 29 |
| 1 Peterson, Matt | 2-6 | 4.03 | 26 | 25 | 0 | 0 | 0 | 140.2 | 133 | 69 | 63 | 18 | 67 | 119 |
| Reid, Justin | 0-1 | 9.00 | 1 | 1 | 0 | 0 | 0 | 3.0 | 6 | 4 | 3 | 3 | 3 | 1 |
| Serrano, Elio | 3-5 | 5.63 | 45 | 0 | 0 | 0 | 14 | 36.0 | 73 | 44 | 35 | 11 | 15 | 39 |
| Shaffar, Ben | 0-1 | 7.40 | 8 | 0 | 0 | 0 | 0 | 20.2 | 28 | 20 | 17 | 4 | 10 | 23 |
| Sheldon, Scott | 0-0 | 0.00 | 1 | 0 | 0 | 0 | 0 | 0.1 | 0 | 0 | 0 | 0 | 0 | 0 |
| Snell, Ian | 11-7 | 3.16 | 26 | 26 | 3 | 2 | 0 | 151.0 | 147 | 54 | 53 | 16 | 40 | 142 |
| Stein, Blake | 5-2 | 3.52 | 36 | 0 | 0 | 0 | 7 | 61.1 | 51 | 27 | 24 | 6 | 25 | 62 |
| TOTALS | 85-56 | 4.16 | 141 | 141 | 3 | 11 | 46 | 1222.2 | 1223 | 644 | 565 | 140 | 438 | 992 |



| PLAYER | AVG | G | AB | R | H | 2B | 3B | HR | RBI | BB | SO | SB | CS |
|-------------------|-------------|------------|-------------|------------|-------------|------------|-----------|------------|------------|------------|-------------|------------|-----------|
| Bautista, Jose | .283 | 117 | 445 | 63 | 126 | 27 | 1 | 23 | 90 | 48 | 101 | 7 | 3 |
| Boeve, Adam | .288 | 47 | 160 | 24 | 46 | 9 | 1 | 5 | 23 | 22 | 54 | 5 | 2 |
| Bonifay, Josh | .282 | 103 | 376 | 53 | 106 | 22 | 3 | 25 | 77 | 33 | 110 | 0 | 1 |
| Buttler, Vic | .313 | 25 | 83 | 15 | 26 | 3 | 1 | 0 | 7 | 10 | 10 | 6 | 2 |
| Chaves, Brandon | .215 | 52 | 172 | 20 | 37 | 6 | 2 | 0 | 8 | 16 | 38 | 2 | 2 |
| Chiaffredo, Paul | .267 | 8 | 30 | 4 | 8 | 4 | 0 | 1 | 7 | 1 | 11 | 0 | 0 |
| Clark, Howie | .373 | 31 | 110 | 15 | 41 | 3 | 0 | 2 | 13 | 19 | 5 | 2 | 1 |
| Cortes, Jorge | .259 | 110 | 363 | 50 | 94 | 18 | 1 | 6 | 49 | 49 | 81 | 2 | 1 |
| Davis, Rajai | .281 | 123 | 499 | 82 | 140 | 22 | 5 | 4 | 34 | 43 | 76 | 45 | 9 |
| Eldred, Brad | .333 | 21 | 84 | 22 | 28 | 6 | 0 | 13 | 27 | 8 | 25 | 1 | 1 |
| Evans, Tom | .278 | 99 | 338 | 62 | 94 | 24 | 3 | 15 | 55 | 51 | 91 | 8 | 3 |
| Guzman, Javier | .236 | 68 | 263 | 27 | 62 | 9 | 1 | 3 | 24 | 10 | 46 | 8 | 5 |
| Lee, Taber | .203 | 24 | 79 | 8 | 16 | 2 | 1 | 2 | 10 | 7 | 13 | 1 | 0 |
| Lytle, Chaz | .217 | 6 | 23 | 3 | 5 | 1 | 0 | 0 | 1 | 1 | 5 | 2 | 0 |
| Maldonado, Carlos | .252 | 82 | 278 | 27 | 70 | 14 | 0 | 7 | 34 | 35 | 63 | 0 | 1 |
| Meath, Matt | .333 | 2 | 3 | 2 | 1 | 1 | 0 | 0 | 1 | 1 | 0 | 0 | 0 |
| Mercedes, Victor | .326 | 12 | 43 | 7 | 14 | 2 | 1 | 2 | 6 | 2 | 5 | 0 | 0 |
| Neuberger, Scott | .263 | 10 | 38 | 1 | 10 | 0 | 0 | 0 | 4 | 1 | 7 | 0 | 0 |
| Paulino, Ronny | .292 | 43 | 168 | 24 | 49 | 6 | 0 | 6 | 20 | 15 | 30 | 3 | 0 |
| Raymundo, Gregg | .232 | 23 | 56 | 5 | 13 | 3 | 0 | 0 | 2 | 3 | 12 | 0 | 0 |
| Sadler, Ray | .244 | 62 | 209 | 23 | 51 | 17 | 2 | 5 | 23 | 17 | 54 | 4 | 4 |
| Snusz, Chris | .258 | 22 | 66 | 5 | 17 | 3 | 0 | 1 | 1 | 4 | 13 | 0 | 0 |
| Stansberry, Craig | .238 | 116 | 421 | 62 | 100 | 22 | 11 | 18 | 67 | 44 | 114 | 14 | 5 |
| Thompson, Rich | .257 | 94 | 346 | 58 | 89 | 11 | 5 | 3 | 30 | 30 | 60 | 45 | 6 |
| Wilson, Andy | .235 | 7 | 17 | 1 | 4 | 0 | 0 | 0 | 1 | 3 | 4 | 0 | 0 |
| TOTALS | .263 | 142 | 4801 | 671 | 1262 | 236 | 38 | 141 | 617 | 485 | 1081 | 155 | 46 |

| PLAYER | W-L | ERA | G | GS | CG | SHO | SV | IP | H | R | ER | HR | BB | SO |
|-------------------|--------------|-------------|------------|------------|----------|----------|-----------|---------------|-------------|------------|------------|------------|------------|-------------|
| Borner, Brady | 6-1 | 2.08 | 48 | 0 | 0 | 0 | 0 | 90.2 | 77 | 22 | 21 | 8 | 13 | 90 |
| Candelario, Eddie | 3-4 | 3.12 | 13 | 13 | 0 | 0 | 0 | 75.0 | 76 | 33 | 26 | 5 | 15 | 59 |
| Capps, Matt | 0-2 | 2.70 | 17 | 0 | 0 | 0 | 7 | 20.0 | 21 | 8 | 6 | 2 | 1 | 26 |
| Connolly, Mike | 5-6 | 3.32 | 15 | 15 | 1 | 0 | 0 | 84.0 | 90 | 35 | 31 | 4 | 24 | 60 |
| Evans, Tom | 0-0 | 0.00 | 1 | 0 | 0 | 0 | 0 | 0.1 | 1 | 0 | 0 | 0 | 0 | 1 |
| Gorzelanny, Tom | 8-5 | 3.26 | 23 | 23 | 1 | 1 | 0 | 129.2 | 114 | 50 | 47 | 6 | 46 | 124 |
| Harts, Jeremy | 1-2 | 8.08 | 29 | 0 | 0 | 0 | 0 | 39.0 | 33 | 42 | 35 | 4 | 53 | 46 |
| Izquierdo, Hansel | 7-5 | 4.51 | 24 | 17 | 0 | 0 | 0 | 103.2 | 104 | 61 | 52 | 6 | 41 | 84 |
| Jacobsen, Landon | 2-0 | 3.86 | 11 | 0 | 0 | 0 | 1 | 23.1 | 21 | 14 | 10 | 1 | 11 | 23 |
| Johnson, James | 5-4 | 3.33 | 31 | 1 | 0 | 0 | 1 | 51.1 | 50 | 25 | 19 | 4 | 16 | 54 |
| Kaye, Justin | 3-3 | 4.09 | 53 | 0 | 0 | 0 | 22 | 61.2 | 63 | 29 | 28 | 4 | 29 | 54 |
| Maholm, Paul | 6-2 | 3.20 | 16 | 16 | 0 | 0 | 0 | 81.2 | 73 | 32 | 29 | 5 | 26 | 75 |
| Martin, Greg | 0-1 | 16.87 | 3 | 0 | 0 | 0 | 0 | 2.2 | 5 | 5 | 5 | 0 | 1 | 0 |
| Peterson, Matt | 11-9 | 5.51 | 27 | 26 | 0 | 0 | 0 | 143.2 | 156 | 102 | 88 | 19 | 74 | 87 |
| Roach, Jason | 1-3 | 4.42 | 10 | 4 | 0 | 0 | 2 | 36.2 | 45 | 21 | 18 | 7 | 11 | 19 |
| Sanchez, Romulo | 1-0 | 3.60 | 2 | 2 | 0 | 0 | 0 | 10.0 | 11 | 4 | 4 | 2 | 4 | 5 |
| Shaffar, Ben | 2-3 | 3.44 | 44 | 0 | 0 | 0 | 9 | 73.1 | 73 | 33 | 28 | 6 | 26 | 69 |
| Sharpless, Josh | 1-0 | 2.89 | 7 | 0 | 0 | 0 | 0 | 9.1 | 6 | 3 | 3 | 0 | 3 | 13 |
| Snusz, Chris | 0-0 | 0.00 | 1 | 0 | 0 | 0 | 0 | 1.0 | 2 | 1 | 0 | 0 | 0 | 0 |
| Stewart, Paul | 6-10 | 4.92 | 26 | 20 | 0 | 0 | 0 | 120.2 | 143 | 78 | 66 | 19 | 44 | 76 |
| Younman, Shane | 8-6 | 3.92 | 44 | 5 | 0 | 0 | 2 | 101.0 | 102 | 54 | 44 | 10 | 48 | 77 |
| TOTALS | 76-66 | 4.00 | 142 | 142 | 2 | 5 | 44 | 1258.2 | 1266 | 652 | 560 | 112 | 486 | 1042 |



| PLAYER | AVG | G | AB | R | H | 2B | 3B | HR | RBI | BB | SO | SB | CS |
|----------------------|------|-----|------|-----|------|-----|----|----|-----|-----|-----|-----|----|
| Albaladejo, Jonathan | .000 | 6 | 2 | 0 | 0 | 0 | 0 | 0 | 0 | 0 | 0 | 0 | 0 |
| Alvarez, Rafael | .250 | 78 | 244 | 31 | 61 | 6 | 4 | 4 | 26 | 23 | 71 | 0 | 0 |
| Bixler, Brian | .301 | 60 | 226 | 36 | 68 | 13 | 1 | 1 | 19 | 16 | 57 | 6 | 2 |
| Boeve, Adam | .333 | 38 | 138 | 26 | 46 | 7 | 2 | 3 | 24 | 18 | 35 | 3 | 2 |
| Borner, Brady | .000 | 6 | 3 | 0 | 0 | 0 | 0 | 0 | 0 | 0 | 0 | 0 | 0 |
| Buttler, Vic | .292 | 109 | 411 | 52 | 120 | 20 | 14 | 5 | 51 | 33 | 53 | 21 | 3 |
| Casey, Sean | .273 | 3 | 11 | 1 | 3 | 0 | 0 | 1 | 2 | 1 | 0 | 0 | 0 |
| Chapman, Travis | .275 | 11 | 40 | 4 | 11 | 3 | 0 | 0 | 7 | 4 | 6 | 0 | 1 |
| Chaves, Brandon | .228 | 120 | 377 | 41 | 86 | 15 | 3 | 5 | 52 | 50 | 76 | 9 | 1 |
| Chiavacci, Ron | .222 | 6 | 9 | 0 | 2 | 0 | 0 | 0 | 0 | 0 | 5 | 0 | 0 |
| Connolly, Michael | .182 | 9 | 11 | 2 | 2 | 0 | 0 | 0 | 2 | 3 | 0 | 0 | 0 |
| Doumit, Ryan | .333 | 4 | 15 | 4 | 5 | 3 | 0 | 0 | 4 | 0 | 1 | 0 | 0 |
| Guzman, Javier | .268 | 129 | 485 | 57 | 130 | 23 | 5 | 7 | 40 | 25 | 64 | 12 | 8 |
| Hernandez, Chris | .200 | 18 | 5 | 0 | 1 | 0 | 0 | 0 | 0 | 1 | 3 | 0 | 0 |
| Jacobsen, Landon | .000 | 7 | 13 | 1 | 0 | 0 | 0 | 0 | 1 | 1 | 6 | 0 | 0 |
| Lee, Taber | .216 | 46 | 102 | 9 | 22 | 3 | 2 | 1 | 5 | 5 | 29 | 3 | 0 |
| Lytle, Chaz | .111 | 5 | 9 | 1 | 1 | 0 | 0 | 0 | 0 | 0 | 1 | 0 | 0 |
| Maldonado, Carlos | .278 | 5 | 18 | 1 | 1 | 2 | 0 | 0 | 0 | 0 | 6 | 1 | 0 |
| Martinez, Octavio | .259 | 24 | 81 | 9 | 21 | 2 | 0 | 0 | 8 | 3 | 11 | 1 | 1 |
| McCutchen, Andrew | .308 | 20 | 78 | 12 | 24 | 4 | 0 | 3 | 12 | 8 | 20 | 1 | 1 |
| Morgan, Nyjer | .306 | 56 | 219 | 39 | 67 | 6 | 1 | 1 | 10 | 15 | 28 | 21 | 11 |
| Parrish, David | .292 | 72 | 240 | 28 | 70 | 15 | 1 | 4 | 32 | 29 | 38 | 0 | 0 |
| Perez, Franklin | .000 | 7 | 1 | 0 | 0 | 0 | 0 | 0 | 0 | 0 | 0 | 0 | 0 |
| Peterson, Matt | .000 | 14 | 16 | 0 | 0 | 0 | 0 | 0 | 0 | 0 | 10 | 0 | 0 |
| Pond, Simon | .249 | 128 | 461 | 64 | 115 | 32 | 3 | 13 | 78 | 59 | 121 | 3 | 3 |
| Reyes, Milver | .193 | 49 | 166 | 9 | 32 | 4 | 0 | 0 | 11 | 6 | 19 | 0 | 0 |
| Roach, Jason | .125 | 9 | 16 | 1 | 2 | 0 | 0 | 0 | 11 | 0 | 5 | 0 | 0 |
| Rodriguez, Nerio | .000 | 2 | 3 | 0 | 0 | 0 | 0 | 0 | 0 | 0 | 0 | 0 | 0 |
| Roneberg, Brett | .303 | 109 | 400 | 63 | 121 | 19 | 1 | 10 | 74 | 51 | 58 | 5 | 1 |
| Sadler, Ray | .234 | 86 | 282 | 38 | 66 | 9 | 5 | 15 | 46 | 34 | 88 | 9 | 3 |
| Shortslef, Josh | .250 | 4 | 8 | 0 | 2 | 0 | 0 | 0 | 0 | 0 | 1 | 0 | 0 |
| Stansberry, Craig | .258 | 72 | 260 | 46 | 67 | 18 | 3 | 3 | 30 | 31 | 62 | 8 | 3 |
| Starling, Wardell | .368 | 8 | 18 | 2 | 17 | 3 | 1 | 0 | 6 | 1 | 11 | 0 | 0 |
| Thompson, Rich | .340 | 14 | 50 | 11 | 17 | 3 | 0 | 0 | 6 | 8 | 11 | 1 | 1 |
| Ust, Brant | .199 | 55 | 166 | 14 | 33 | 3 | 0 | 4 | 17 | 13 | 38 | 3 | 3 |
| Van Benschoten, John | .000 | 1 | 1 | 0 | 0 | 0 | 0 | 0 | 0 | 0 | 1 | 0 | 0 |
| Vasquez, Jorge | .000 | 21 | 1 | 0 | 0 | 0 | 0 | 0 | 0 | 0 | 0 | 0 | 0 |
| Walker, Neil | .161 | 10 | 31 | 5 | 5 | 0 | 0 | 2 | 3 | 0 | 4 | 0 | 0 |
| Wells, Kip | .000 | 1 | 3 | 0 | 0 | 0 | 0 | 0 | 0 | 1 | 1 | 0 | 0 |
| Youman, Shane | .000 | 7 | 7 | 0 | 0 | 0 | 0 | 0 | 0 | 0 | 2 | 0 | 0 |
| TOTALS | .262 | 139 | 4628 | 607 | 1212 | 213 | 50 | 92 | 565 | 439 | 942 | 103 | 43 |

| PLAYER | W-L | ERA | G | GS | CG | SHO | SV | IP | H | R | ER | HR | BB | SO |
|----------------------|-------|-------|-----|-----|----|-----|----|--------|------|-----|-----|----|-----|-----|
| Albaladejo, Jonathan | 1-2 | 4.00 | 18 | 1 | 0 | 0 | 1 | 36.0 | 41 | 18 | 16 | 4 | 5 | 27 |
| Blackwell, Chad | 0-0 | 7.50 | 4 | 0 | 0 | 0 | 0 | 6.0 | 8 | 5 | 4 | 0 | 2 | 6 |
| Borner, Brady | 2-0 | 7.11 | 13 | 0 | 0 | 0 | 0 | 19.0 | 28 | 15 | 15 | 0 | 6 | 13 |
| Chiavacci, Ron | 1-3 | 3.06 | 10 | 7 | 0 | 0 | 0 | 50.0 | 40 | 26 | 17 | 6 | 13 | 49 |
| Connolly, Mike | 7-8 | 4.98 | 25 | 24 | 0 | 0 | 0 | 121.0 | 117 | 75 | 67 | 18 | 53 | 87 |
| Davidson, David | 1-1 | 2.31 | 10 | 1 | 0 | 0 | 0 | 11.2 | 8 | 4 | 3 | 0 | 10 | 13 |
| Hernandez, Chris | 5-3 | 3.65 | 42 | 0 | 0 | 0 | 2 | 66.2 | 58 | 31 | 27 | 3 | 21 | 71 |
| Jacobsen, Landon | 14-9 | 3.21 | 26 | 25 | 1 | 1 | 1 | 154.0 | 144 | 64 | 55 | 8 | 55 | 80 |
| Johnson, James | 0-0 | 6.62 | 11 | 0 | 0 | 0 | 0 | 17.2 | 20 | 13 | 13 | 3 | 12 | 15 |
| Knight, Brandon | 2-7 | 2.25 | 51 | 0 | 0 | 0 | 27 | 64.0 | 51 | 19 | 16 | 6 | 20 | 86 |
| Lorenzo, Matt | 0-1 | 15.00 | 1 | 1 | 0 | 0 | 0 | 3.0 | 4 | 5 | 5 | 0 | 4 | 1 |
| Moeves, Derrik | 0-1 | 5.40 | 5 | 0 | 0 | 0 | 0 | 6.2 | 6 | 4 | 4 | 1 | 5 | 6 |
| Neal, Blaine | 2-0 | 1.99 | 29 | 0 | 0 | 0 | 2 | 40.2 | 34 | 13 | 9 | 2 | 10 | 46 |
| Perez, Franklin | 2-1 | 2.57 | 16 | 0 | 0 | 0 | 2 | 28.0 | 18 | 9 | 8 | 3 | 8 | 21 |
| Peterson, Matt | 6-6 | 5.03 | 31 | 17 | 0 | 0 | 0 | 112.2 | 115 | 65 | 63 | 10 | 47 | 83 |
| Roach, Jason | 6-7 | 3.65 | 17 | 17 | 0 | 0 | 0 | 93.2 | 99 | 47 | 38 | 11 | 27 | 50 |
| Rodriguez, Nerio | 0-2 | 7.07 | 3 | 3 | 0 | 0 | 0 | 14.0 | 15 | 11 | 11 | 2 | 6 | 16 |
| Rogers, Brian | 0-0 | 0.00 | 2 | 0 | 0 | 0 | 1 | 4.0 | 2 | 0 | 0 | 0 | 2 | 5 |
| Rojas, Chris | 0-1 | 4.91 | 3 | 0 | 0 | 0 | 0 | 11.0 | 13 | 8 | 6 | 1 | 8 | 10 |
| Sanchez, Romulo | 0-0 | 5.00 | 8 | 0 | 0 | 0 | 0 | 9.0 | 8 | 9 | 9 | 1 | 9 | 30 |
| Sharpless, Josh | 2-0 | 0.86 | 14 | 0 | 0 | 0 | 8 | 21.0 | 8 | 2 | 2 | 0 | 0 | 50 |
| Shortslef, Josh | 6-2 | 4.45 | 12 | 12 | 0 | 0 | 0 | 60.2 | 62 | 33 | 30 | 4 | 13 | 50 |
| Starling, Wardell | 6-5 | 2.80 | 15 | 15 | 1 | 0 | 0 | 86.2 | 81 | 36 | 27 | 6 | 27 | 42 |
| Van Benschoten, John | 1-0 | 3.60 | 1 | 1 | 0 | 0 | 0 | 5.0 | 3 | 2 | 2 | 0 | 3 | 3 |
| Vasquez, Jorge | 3-3 | 2.22 | 47 | 0 | 0 | 0 | 5 | 65.0 | 45 | 21 | 16 | 2 | 28 | 87 |
| Wells, Kip | 1-0 | 3.68 | 1 | 1 | 0 | 0 | 0 | 7.1 | 6 | 3 | 3 | 1 | 1 | 4 |
| Youman, Shane | 7-2 | 1.51 | 23 | 11 | 0 | 0 | 1 | 95.1 | 70 | 27 | 16 | 4 | 20 | 64 |
| TOTALS | 75-64 | 3.56 | 139 | 139 | 2 | 11 | 49 | 1209.2 | 1104 | 561 | 479 | 98 | 421 | 970 |



| PLAYER | AVG | G | AB | R | H | 2B | 3B | HR | RBI | BB | SO | SB | CS |
|----------------------|-------|-----|------|-----|------|-----|----|-----|-----|-----|-----|-----|----|
| Albaladejo, Jonathan | .000 | 6 | 2 | 0 | 0 | 0 | 0 | 0 | 0 | 0 | 0 | 0 | 0 |
| Bergeron, Peter | .240 | 33 | 104 | 12 | 25 | 4 | 1 | 0 | 9 | 8 | 18 | 2 | 0 |
| Bloom, Kyle | 1.000 | 1 | 1 | 0 | 1 | 0 | 0 | 0 | 0 | 0 | 0 | 0 | 0 |
| Boeve, Adam | .270 | 96 | 330 | 55 | 89 | 14 | 2 | 17 | 53 | 50 | 100 | 17 | 5 |
| Bouknight, Kip | .208 | 14 | 24 | 4 | 5 | 0 | 0 | 0 | 2 | 2 | 5 | 1 | 0 |
| Bowers, Jason | .272 | 113 | 426 | 56 | 116 | 27 | 4 | 8 | 51 | 51 | 63 | 16 | 6 |
| Brazelton, Dewon | .000 | 6 | 9 | 1 | 0 | 0 | 0 | 0 | 0 | 0 | 0 | 0 | 0 |
| Buttler, Vic | .274 | 74 | 263 | 38 | 72 | 7 | 4 | 3 | 24 | 31 | 26 | 22 | 9 |
| Chaves, Brandon | .265 | 105 | 336 | 41 | 89 | 17 | 2 | 0 | 40 | 39 | 79 | 19 | 6 |
| Corley, Brad | .256 | 10 | 39 | 3 | 10 | 2 | 0 | 0 | 4 | 0 | 6 | 1 | 0 |
| Davidson, David | .200 | 14 | 5 | 0 | 1 | 0 | 0 | 0 | 1 | 0 | 2 | 0 | 0 |
| Delaney, Jason | .265 | 65 | 223 | 25 | 59 | 10 | 0 | 7 | 35 | 38 | 52 | 0 | 0 |
| Elliott, Justin | .000 | 3 | 4 | 0 | 0 | 0 | 0 | 0 | 0 | 0 | 2 | 0 | 0 |
| Falcon, Omar | .063 | 8 | 16 | 1 | 1 | 0 | 0 | 0 | 0 | 3 | 9 | 0 | 0 |
| Fernandez, Alex | .219 | 82 | 215 | 22 | 47 | 11 | 0 | 2 | 23 | 12 | 30 | 1 | 0 |
| Guzman, Javier | .310 | 52 | 171 | 19 | 53 | 13 | 0 | 2 | 25 | 5 | 20 | 7 | 0 |
| Hernandez, Chris | .000 | 18 | 1 | 0 | 0 | 0 | 0 | 0 | 0 | 0 | 1 | 0 | 0 |
| Herrera, Yoslan | .154 | 9 | 13 | 0 | 2 | 0 | 0 | 0 | 0 | 0 | 6 | 0 | 0 |
| Johnson, Russ | .205 | 13 | 44 | 8 | 9 | 2 | 0 | 3 | 5 | 7 | 6 | 2 | 0 |
| Lee, Taber | .235 | 89 | 196 | 29 | 46 | 8 | 0 | 0 | 16 | 31 | 31 | 11 | 1 |
| Maldonado, Carlos | .000 | 3 | 6 | 0 | 0 | 0 | 0 | 0 | 0 | 0 | 1 | 0 | 0 |
| McCutchen, Andrew | .258 | 118 | 446 | 70 | 115 | 20 | 3 | 10 | 48 | 44 | 83 | 17 | 1 |
| Meath, Matt | .273 | 17 | 33 | 6 | 9 | 2 | 0 | 0 | 0 | 6 | 9 | 1 | 0 |
| Munoz, Luis | .100 | 12 | 20 | 0 | 2 | 1 | 0 | 0 | 0 | 1 | 11 | 0 | 0 |
| Nannini, Mike | .500 | 3 | 2 | 0 | 1 | 0 | 0 | 0 | 0 | 0 | 0 | 0 | 0 |
| Parrish, David | .244 | 46 | 156 | 18 | 38 | 9 | 0 | 3 | 19 | 10 | 32 | 0 | 0 |
| Pearce, Steve | .334 | 81 | 290 | 57 | 97 | 27 | 2 | 14 | 72 | 33 | 45 | 7 | 2 |
| Peterson, Brian | .272 | 83 | 250 | 30 | 68 | 14 | 1 | 3 | 30 | 27 | 38 | 0 | 2 |
| Reyes, Milver | .230 | 27 | 74 | 2 | 17 | 4 | 0 | 0 | 6 | 5 | 19 | 0 | 0 |
| Roach, Jason | .000 | 13 | 1 | 0 | 0 | 0 | 0 | 0 | 0 | 0 | 0 | 0 | 0 |
| Roneberg, Brett | .248 | 77 | 238 | 38 | 59 | 10 | 3 | 8 | 35 | 32 | 39 | 8 | 0 |
| Ruiz, Randy | .290 | 47 | 162 | 20 | 47 | 9 | 1 | 7 | 30 | 18 | 32 | 0 | 1 |
| Shortslef, Josh | .125 | 11 | 16 | 0 | 2 | 1 | 0 | 0 | 1 | 0 | 6 | 0 | 0 |
| Soler, Alay | .250 | 7 | 4 | 0 | 1 | 0 | 0 | 0 | 0 | 0 | 1 | 0 | 0 |
| Starling, Wardell | .000 | 11 | 6 | 0 | 0 | 0 | 0 | 0 | 0 | 1 | 3 | 0 | 0 |
| Truby, Chris | .333 | 7 | 27 | 4 | 9 | 1 | 0 | 0 | 3 | 1 | 4 | 0 | 1 |
| Walker, Neil | .288 | 117 | 431 | 77 | 124 | 30 | 3 | 13 | 66 | 53 | 73 | 9 | 4 |
| TOTALS | .265 | 141 | 4582 | 636 | 1214 | 243 | 26 | 100 | 598 | 508 | 857 | 141 | 38 |

| PLAYER | W-L | ERA | G | GS | CG | SHO | SV | IP | H | R | ER | HR | BB | SO |
|----------------------|-------|-------|-----|-----|----|-----|----|--------|------|-----|-----|----|-----|-----|
| Albaladejo, Jonathan | 1-2 | 4.00 | 18 | 1 | 0 | 0 | 1 | 36.0 | 41 | 18 | 16 | 4 | 5 | 27 |
| Astacio, Olivo | 0-0 | 0.00 | 1 | 0 | 0 | 0 | 0 | 2.0 | 0 | 0 | 0 | 0 | 2 | 1 |
| Belisario, Ronald | 1-0 | 3.28 | 18 | 0 | 0 | 0 | 0 | 24.2 | 23 | 11 | 9 | 4 | 14 | 21 |
| Bloom, Kyle | 1-1 | 0.90 | 2 | 2 | 0 | 0 | 0 | 10.0 | 5 | 3 | 1 | 1 | 6 | 10 |
| Bouknight, Kip | 11-6 | 3.83 | 24 | 22 | 1 | 0 | 0 | 138.2 | 135 | 67 | 59 | 12 | 36 | 83 |
| Bowers, Jason | 0-0 | 0.00 | 1 | 0 | 0 | 0 | 0 | 1.0 | 1 | 0 | 0 | 0 | 0 | 1 |
| Brazelton, Dewon | 5-5 | 3.53 | 15 | 15 | 3 | 1 | 0 | 86.2 | 88 | 37 | 34 | 5 | 17 | 52 |
| Bresnehan, Patrick | 1-0 | 4.50 | 3 | 0 | 0 | 0 | 0 | 6.0 | 5 | 3 | 3 | 0 | 2 | 3 |
| Crotta, Michael | 0-1 | 10.12 | 1 | 1 | 0 | 0 | 0 | 2.2 | 5 | 7 | 3 | 0 | 2 | 0 |
| Davidson, David | 3-1 | 4.22 | 39 | 0 | 0 | 0 | 2 | 59.2 | 44 | 30 | 28 | 3 | 30 | 55 |
| Hankins, Derek | 0-1 | 12.27 | 1 | 1 | 0 | 0 | 0 | 3.2 | 4 | 6 | 5 | 1 | 5 | 2 |
| Hernandez, Chris | 6-1 | 2.86 | 42 | 0 | 0 | 0 | 4 | 56.2 | 53 | 19 | 18 | 4 | 20 | 55 |
| Herrera, Yoslan | 6-9 | 4.69 | 25 | 25 | 1 | 0 | 0 | 128.2 | 151 | 72 | 67 | 11 | 38 | 70 |
| Munoz, Luis | 12-5 | 3.63 | 25 | 23 | 1 | 1 | 0 | 136.1 | 130 | 63 | 55 | 11 | 32 | 89 |
| Nannini, Mike | 1-1 | 4.95 | 14 | 0 | 0 | 0 | 0 | 20.0 | 20 | 12 | 11 | 4 | 5 | 19 |
| Paniagua, Jose | 0-0 | 3.00 | 5 | 0 | 0 | 0 | 0 | 9.0 | 10 | 3 | 3 | 1 | 3 | 4 |
| Peterson, Matt | 4-2 | 1.98 | 51 | 0 | 0 | 0 | 29 | 63.2 | 50 | 14 | 14 | 4 | 27 | 56 |
| Redmond, Todd | 1-1 | 3.12 | 3 | 3 | 0 | 0 | 0 | 17.1 | 15 | 6 | 6 | 2 | 3 | 12 |
| Reyes, Milver | 0-0 | 0.00 | 1 | 0 | 0 | 0 | 0 | 0.1 | 1 | 0 | 0 | 0 | 0 | 0 |
| Roach, Jason | 4-3 | 5.00 | 32 | 2 | 0 | 0 | 1 | 63.0 | 76 | 44 | 35 | 4 | 28 | 39 |
| Sanchez, Romulo | 6-3 | 2.81 | 40 | 0 | 0 | 0 | 1 | 57.2 | 43 | 24 | 18 | 8 | 17 | 52 |
| Shortslef, Josh | 5-13 | 4.40 | 27 | 27 | 0 | 0 | 0 | 149.1 | 170 | 87 | 73 | 12 | 59 | 85 |
| Soler, Alay | 1-1 | 6.00 | 14 | 5 | 0 | 0 | 1 | 39.0 | 48 | 30 | 26 | 4 | 19 | 24 |
| Starling, Wardell | 3-8 | 6.48 | 32 | 12 | 1 | 0 | 1 | 84.2 | 96 | 64 | 61 | 5 | 32 | 51 |
| Vaclavik, Justin | 2-6 | 8.39 | 24 | 3 | 0 | 0 | 0 | 34.1 | 50 | 37 | 32 | 3 | 21 | 28 |
| Williams, Brandon | 0-0 | 10.80 | 2 | 0 | 0 | 0 | 0 | 3.1 | 6 | 4 | 4 | 0 | 1 | 2 |
| TOTALS | 73-68 | 4.24 | 141 | 141 | 7 | 7 | 55 | 1198.1 | 1230 | 643 | 565 | 98 | 419 | 814 |



| PLAYER | AVG | G | AB | R | H | 2B | 3B | HR | RBI | BB | SO | SB | CS |
|--------------------|------|-----|------|-----|------|-----|----|----|-----|-----|-----|-----|----|
| Alvarez, Victor | .100 | 23 | 60 | 7 | 6 | 2 | 0 | 0 | 0 | 10 | 10 | 1 | 1 |
| Boone, James | .219 | 96 | 329 | 36 | 72 | 12 | 2 | 10 | 40 | 39 | 107 | 1 | 3 |
| Bowers, Jason | .239 | 97 | 309 | 40 | 74 | 20 | 2 | 5 | 40 | 21 | 59 | 12 | 3 |
| Chang, Ray | .333 | 5 | 6 | 1 | 2 | 1 | 0 | 0 | 0 | 2 | 2 | 0 | 0 |
| Corley, Brad | .262 | 134 | 500 | 59 | 131 | 25 | 3 | 11 | 49 | 25 | 106 | 5 | 9 |
| Cruz, Luis | .264 | 105 | 375 | 41 | 99 | 24 | 1 | 6 | 46 | 19 | 34 | 3 | 3 |
| Delaney, Jason | .292 | 109 | 367 | 42 | 107 | 21 | 3 | 7 | 43 | 68 | 77 | 7 | 2 |
| Dorta, Melvin | .285 | 116 | 403 | 44 | 115 | 17 | 5 | 7 | 43 | 31 | 43 | 18 | 14 |
| Doumit, Ryan | .429 | 3 | 7 | 0 | 3 | 0 | 0 | 0 | 0 | 0 | 2 | 0 | 0 |
| Duffy, Chris | .259 | 18 | 58 | 7 | 15 | 5 | 1 | 1 | 4 | 6 | 10 | 1 | 1 |
| Finegan, Brian | .207 | 31 | 82 | 8 | 17 | 3 | 0 | 2 | 3 | 3 | 16 | 3 | 1 |
| Ford, Shelby | .285 | 81 | 319 | 43 | 91 | 23 | 10 | 4 | 32 | 20 | 49 | 19 | 5 |
| Gonzalez, Angel R. | .278 | 29 | 97 | 10 | 27 | 5 | 1 | 1 | 8 | 1 | 23 | 1 | 2 |
| Lerud, Steven | .233 | 47 | 146 | 17 | 34 | 7 | 0 | 4 | 18 | 14 | 42 | 1 | 0 |
| Negrych, Jim | .310 | 25 | 87 | 10 | 27 | 5 | 0 | 0 | 10 | 11 | 14 | 5 | 1 |
| Pacheco, Jonel | .288 | 116 | 416 | 64 | 120 | 17 | 0 | 12 | 52 | 42 | 82 | 11 | 4 |
| Perez, Miguel | .281 | 57 | 171 | 14 | 48 | 4 | 0 | 2 | 22 | 9 | 32 | 1 | 1 |
| Powell, Pedro | .148 | 45 | 81 | 6 | 12 | 0 | 0 | 0 | 4 | 7 | 15 | 6 | 1 |
| Reyes, Milver | .187 | 53 | 150 | 10 | 28 | 4 | 0 | 1 | 7 | 7 | 31 | 0 | 0 |
| Romak, Jamie | .208 | 33 | 120 | 15 | 25 | 6 | 0 | 7 | 23 | 17 | 32 | 0 | 0 |
| Tabata, Jose | .348 | 22 | 89 | 16 | 31 | 6 | 2 | 3 | 13 | 8 | 18 | 8 | 0 |
| T-Tabata, Jose | .272 | 101 | 383 | 56 | 104 | 15 | 2 | 6 | 49 | 34 | 67 | 18 | 2 |
| Watts, Kris | .160 | 17 | 50 | 2 | 8 | 1 | 0 | 0 | 3 | 5 | 7 | 1 | 0 |
| Webster, Anthony | .229 | 91 | 292 | 41 | 67 | 11 | 5 | 5 | 35 | 23 | 21 | 10 | 6 |
| Wilson, Jack | .316 | 7 | 19 | 1 | 6 | 0 | 0 | 0 | 0 | 4 | 2 | 1 | 0 |
| TOTALS | .255 | 142 | 4640 | 539 | 1182 | 221 | 35 | 88 | 499 | 397 | 876 | 117 | 57 |

| PLAYER | W-L | ERA | G | GS | CG | SHO | SV | IP | H | R | ER | HR | BB | SO |
|---------------------|-------|-------|-----|-----|----|-----|----|--------|------|-----|-----|-----|-----|-----|
| Antelo, Derek | 0-0 | 10.80 | 9 | 1 | 0 | 0 | 0 | 10.0 | 15 | 15 | 12 | 2 | 12 | 5 |
| Barthmaier, Jimmy | 2-4 | 4.86 | 10 | 10 | 0 | 0 | 0 | 46.1 | 42 | 27 | 25 | 3 | 21 | 40 |
| Belisario, Ronald | 4-4 | 4.74 | 38 | 0 | 0 | 0 | 9 | 57.0 | 63 | 31 | 30 | 5 | 25 | 36 |
| Bloom, Kyle | 5-8 | 4.19 | 28 | 22 | 1 | 0 | 0 | 109.2 | 103 | 57 | 51 | 9 | 55 | 93 |
| Bowers, Jason | 0-0 | 0.00 | 1 | 0 | 0 | 0 | 0 | 0.1 | 0 | 0 | 0 | 0 | 1 | 0 |
| Bresnehan, Pat | 0-1 | 4.29 | 38 | 0 | 0 | 0 | 6 | 50.1 | 44 | 32 | 24 | 1 | 50 | 40 |
| Capps, Matt | 0-0 | 0.00 | 3 | 0 | 0 | 0 | 0 | 3.0 | 0 | 0 | 0 | 0 | 1 | 5 |
| Castorri, Christian | 1-3 | 6.66 | 23 | 5 | 0 | 0 | 2 | 51.1 | 70 | 39 | 38 | 7 | 22 | 23 |
| Davidson, David | 4-2 | 3.34 | 35 | 0 | 0 | 0 | 0 | 64.2 | 58 | 27 | 24 | 3 | 36 | 51 |
| Guerrero, Emilis | 0-0 | 6.75 | 1 | 0 | 0 | 0 | 0 | 1.1 | 2 | 1 | 1 | 0 | 1 | 1 |
| Hamman, Corey | 5-6 | 3.18 | 16 | 13 | 0 | 0 | 0 | 70.2 | 69 | 30 | 25 | 7 | 19 | 44 |
| Hankins, Derek | 2-11 | 4.54 | 24 | 23 | 0 | 0 | 0 | 119.0 | 135 | 168 | 60 | 14 | 26 | 89 |
| Hernandez, Chris | 4-0 | 2.61 | 14 | 0 | 0 | 0 | 4 | 20.2 | 15 | 6 | 6 | 1 | 3 | 23 |
| Herrera, Yoslan | 6-9 | 3.46 | 21 | 21 | 0 | 0 | 0 | 114.1 | 114 | 51 | 44 | 9 | 36 | 69 |
| Hill, Joshua | 4-11 | 4.53 | 22 | 21 | 0 | 0 | 0 | 111.1 | 119 | 68 | 56 | 12 | 48 | 65 |
| Holliday, Brian | 1-1 | 6.91 | 3 | 3 | 1 | 0 | 0 | 14.1 | 24 | 13 | 11 | 2 | 4 | 8 |
| Hughes, Jared | 2-2 | 4.94 | 6 | 6 | 0 | 0 | 0 | 31.0 | 35 | 19 | 17 | 4 | 16 | 18 |
| Johnson, Blair | 1-0 | 10.00 | 7 | 0 | 0 | 0 | 0 | 9.0 | 16 | 10 | 10 | 3 | 4 | 3 |
| Mateo, Juan | 7-1 | 2.12 | 32 | 0 | 0 | 0 | 5 | 68.0 | 50 | 22 | 16 | 5 | 17 | 58 |
| Meek, Evan | 1-1 | 2.81 | 9 | 0 | 0 | 0 | 2 | 16.0 | 14 | 5 | 5 | 0 | 3 | 17 |
| Munoz, Luis | 1-4 | 7.34 | 7 | 7 | 0 | 0 | 0 | 30.2 | 41 | 25 | 25 | 4 | 16 | 14 |
| Pearson, Kyle | 0-0 | 7.00 | 5 | 0 | 0 | 0 | 0 | 9.0 | 14 | 7 | 7 | 2 | 4 | 4 |
| Reichert, Dan | 3-4 | 4.65 | 9 | 9 | 0 | 0 | 0 | 50.1 | 48 | 28 | 26 | 5 | 25 | 31 |
| Reyes, Milver | 0-0 | 36.00 | 1 | 0 | 0 | 0 | 0 | 1.0 | 4 | 4 | 4 | 2 | 0 | 1 |
| Roberts, Kevin | 1-1 | 7.56 | 13 | 0 | 0 | 0 | 0 | 16.2 | 14 | 16 | 14 | 2 | 15 | 9 |
| Robles, Moises | 1-1 | 6.27 | 13 | 0 | 0 | 0 | 0 | 18.2 | 28 | 16 | 13 | 2 | 5 | 10 |
| Rogers, Brian | 2-0 | 0.60 | 7 | 0 | 0 | 0 | 0 | 15.0 | 9 | 1 | 1 | 0 | 3 | 13 |
| Shortslef, Josh | 5-2 | 3.47 | 29 | 1 | 0 | 0 | 3 | 62.1 | 59 | 29 | 24 | 3 | 25 | 51 |
| Sues, Jeff | 3-1 | 3.77 | 24 | 0 | 0 | 0 | 1 | 43.0 | 35 | 19 | 18 | 3 | 20 | 55 |
| TOTALS | 65-77 | 4.35 | 142 | 142 | 2 | 6 | 32 | 1215.0 | 1240 | 666 | 587 | 110 | 513 | 876 |



| PLAYER | AVG | G | AB | R | H | 2B | 3B | HR | RBI | BB | SO | SB | CS |
|--------------------|-------------|------------|-------------|------------|-------------|------------|-----------|-----------|------------|------------|------------|-----------|-----------|
| Alvarez, Pedro | .333 | 60 | 222 | 42 | 74 | 18 | 0 | 13 | 40 | 34 | 59 | 1 | 0 |
| Boone, James | .179 | 43 | 123 | 11 | 22 | 5 | 0 | 1 | 10 | 7 | 29 | 2 | 0 |
| Chang, Ray | .291 | 41 | 127 | 22 | 37 | 14 | 0 | 2 | 19 | 15 | 16 | 1 | 2 |
| Corley, Brad | .221 | 31 | 104 | 14 | 23 | 6 | 1 | 4 | 14 | 4 | 25 | 0 | 1 |
| Corsaletti, Jeff | .230 | 89 | 278 | 31 | 64 | 14 | 3 | 2 | 23 | 50 | 33 | 6 | 3 |
| Delaney, Jason | .271 | 125 | 435 | 49 | 118 | 25 | 5 | 7 | 65 | 57 | 90 | 1 | 3 |
| Durham, Miles | .275 | 65 | 240 | 31 | 66 | 17 | 2 | 5 | 34 | 20 | 57 | 8 | 2 |
| Ford, Shelby | .233 | 29 | 103 | 12 | 24 | 6 | 0 | 2 | 17 | 12 | 18 | 2 | 0 |
| Friday, Brian | .265 | 110 | 407 | 48 | 108 | 22 | 3 | 7 | 46 | 51 | 69 | 7 | 5 |
| Gimenez, Hector | .286 | 41 | 133 | 16 | 38 | 6 | 1 | 6 | 18 | 6 | 22 | 2 | 1 |
| Gonzalez, Angel R. | .192 | 66 | 172 | 17 | 33 | 6 | 1 | 1 | 14 | 14 | 37 | 2 | 1 |
| Hernandez, Gorkys | .262 | 86 | 344 | 45 | 90 | 14 | 2 | 3 | 31 | 24 | 76 | 9 | 8 |
| Lerud, Steven | .240 | 95 | 304 | 31 | 73 | 17 | 0 | 4 | 26 | 38 | 53 | 2 | 1 |
| Lopez, Pedro | .263 | 53 | 190 | 24 | 50 | 3 | 1 | 3 | 16 | 13 | 20 | 1 | 3 |
| Macahdo, Anderson | .185 | 28 | 81 | 9 | 15 | 4 | 1 | 0 | 2 | 14 | 21 | 4 | 1 |
| Negrych, Jim | .272 | 93 | 323 | 51 | 88 | 18 | 1 | 3 | 30 | 45 | 37 | 8 | 1 |
| Pacheco, Jonel | .275 | 122 | 432 | 58 | 119 | 24 | 2 | 14 | 58 | 27 | 89 | 15 | 12 |
| Perez, Miguel | .262 | 30 | 84 | 14 | 22 | 5 | 0 | 2 | 12 | 8 | 21 | 0 | 0 |
| Prasch, Eddie | .294 | 8 | 17 | 4 | 5 | 0 | 0 | 0 | 0 | 0 | 4 | 0 | 0 |
| Reyes, Milver | .282 | 14 | 39 | 4 | 11 | 5 | 0 | 0 | 3 | 4 | 9 | 0 | 0 |
| Romak, Jamie | .175 | 64 | 211 | 12 | 37 | 12 | 0 | 5 | 24 | 18 | 66 | 1 | 0 |
| Tabata, Jose | .303 | 61 | 228 | 31 | 69 | 15 | 1 | 2 | 25 | 20 | 25 | 7 | 6 |
| TOTALS | .256 | 142 | 4676 | 580 | 1195 | 257 | 24 | 87 | 530 | 485 | 916 | 79 | 50 |

| PLAYER | W-L | ERA | G | GS | CG | SHO | SV | IP | H | R | ER | HR | BB | SO |
|---------------------|--------------|-------------|------------|------------|----------|-----------|-----------|---------------|-------------|------------|------------|-----------|------------|------------|
| Aguero, Ramon | 0-2 | 2.84 | 8 | 0 | 0 | 0 | 4 | 12.2 | 8 | 4 | 0 | 0 | 6 | 13 |
| Alderson, Tim | 3-1 | 4.66 | 7 | 7 | 0 | 0 | 0 | 38.2 | 39 | 23 | 20 | 4 | 13 | 18 |
| T-Alderson, Tim | 9-2 | 3.88 | 20 | 20 | 0 | 0 | 0 | 111.1 | 115 | 54 | 48 | 9 | 27 | 64 |
| Bloom, Kyle | 6-9 | 4.05 | 22 | 21 | 0 | 0 | 0 | 104.1 | 92 | 60 | 47 | 3 | 57 | 71 |
| Castorri, Christian | 1-1 | 17.36 | 5 | 0 | 0 | 0 | 0 | 4.2 | 12 | 10 | 9 | 1 | 3 | 3 |
| Chang, Ray | 0-0 | 0.00 | 1 | 0 | 0 | 0 | 0 | 1.0 | 0 | 0 | 0 | 0 | 0 | 0 |
| Corley, Brad | 0-0 | 0.00 | 1 | 0 | 0 | 0 | 0 | 1.0 | 0 | 0 | 0 | 0 | 1 | 1 |
| Crotta, Michael | 7-8 | 4.76 | 27 | 27 | 0 | 0 | 0 | 143.2 | 181 | 90 | 76 | 7 | 33 | 97 |
| Dubee, Michael | 3-0 | 2.91 | 26 | 0 | 0 | 0 | 1 | 34.0 | 39 | 21 | 11 | 5 | 10 | 28 |
| Dumatrait, Phil | 0-1 | 11.25 | 1 | 1 | 0 | 0 | 0 | 4.0 | 9 | 5 | 5 | 0 | 0 | 4 |
| Hamman, Corey | 0-3 | 3.68 | 29 | 0 | 0 | 0 | 1 | 29.1 | 28 | 15 | 12 | 1 | 8 | 21 |
| Hankins, Derek | 3-4 | 4.42 | 19 | 9 | 0 | 0 | 1 | 71.1 | 70 | 40 | 35 | 6 | 26 | 66 |
| Herrera, Yoslan | 11-1 | 3.23 | 23 | 15 | 0 | 0 | 0 | 97.2 | 98 | 39 | 35 | 5 | 33 | 65 |
| Herron, Tyler | 0-2 | 4.50 | 8 | 4 | 0 | 0 | 0 | 26.0 | 30 | 13 | 13 | 1 | 15 | 18 |
| Hill, Josh | 0-1 | 5.45 | 22 | 0 | 0 | 0 | 0 | 34.2 | 41 | 24 | 21 | 4 | 11 | 21 |
| Holzdkom, Lincoln | 0-1 | 0.00 | 14 | 0 | 0 | 0 | 0 | 17.0 | 15 | 7 | 0 | 1 | 10 | 10 |
| Hughes, Jared | 1-6 | 3.88 | 17 | 7 | 0 | 0 | 3 | 46.1 | 55 | 31 | 20 | 1 | 16 | 36 |
| Krebs, Eric | 2-4 | 4.86 | 10 | 0 | 0 | 0 | 0 | 16.2 | 11 | 12 | 9 | 1 | 17 | 15 |
| Lincoln, Brad | 1-5 | 2.28 | 13 | 13 | 1 | 1 | 0 | 75.0 | 63 | 22 | 19 | 4 | 18 | 65 |
| Machi, Jean | 2-3 | 2.08 | 28 | 0 | 0 | 0 | 6 | 34.2 | 28 | 12 | 8 | 2 | 13 | 25 |
| Mateo, Juan | 0-0 | 0.00 | 1 | 0 | 0 | 0 | 0 | 1.0 | 1 | 0 | 0 | 0 | 0 | 1 |
| Molleken, Dustin | 1-1 | 4.62 | 18 | 0 | 0 | 0 | 1 | 37.0 | 37 | 21 | 19 | 5 | 16 | 26 |
| Moskos, Danny | 11-10 | 3.74 | 27 | 25 | 1 | 0 | 0 | 149.0 | 159 | 75 | 62 | 11 | 58 | 77 |
| Nestor, Scott | 2-3 | 5.31 | 33 | 0 | 0 | 0 | 10 | 42.1 | 35 | 26 | 25 | 7 | 29 | 47 |
| T-Nestor, Scott | 2-3 | 5.83 | 36 | 0 | 0 | 0 | 10 | 46.1 | 38 | 31 | 30 | 8 | 35 | 51 |
| Newsom, Randy | 2-1 | 17.36 | 5 | 0 | 0 | 0 | 0 | 4.2 | 8 | 9 | 9 | 1 | 6 | 2 |
| T-Newsom, Randy | 4-1 | 6.75 | 13 | 0 | 0 | 0 | 1 | 16.0 | 14 | 13 | 12 | 1 | 13 | 5 |
| Nottingham, Shawn | 0-1 | 8.37 | 26 | 0 | 0 | 0 | 0 | 23.2 | 34 | 22 | 22 | 1 | 19 | 22 |
| Robles, Moises | 1-0 | 6.48 | 6 | 0 | 0 | 0 | 0 | 8.1 | 12 | 6 | 6 | 3 | 2 | 7 |
| Smith, Sean | 3-3 | 2.95 | 22 | 3 | 1 | 1 | 7 | 61.0 | 48 | 23 | 20 | 4 | 23 | 53 |
| Sues, Jeff | 2-6 | 4.46 | 40 | 0 | 0 | 0 | 2 | 78.2 | 66 | 43 | 39 | 7 | 37 | 74 |
| Veal, Donald | 0-0 | 1.35 | 7 | 5 | 0 | 0 | 0 | 13.1 | 5 | 2 | 2 | 0 | 10 | 18 |
| Watson, Tony | 0-3 | 8.22 | 5 | 5 | 0 | 0 | 0 | 15.1 | 22 | 18 | 14 | 2 | 11 | 14 |
| TOTALS | 62-80 | 4.11 | 142 | 142 | 3 | 10 | 36 | 1227.0 | 1246 | 673 | 560 | 87 | 501 | 918 |

CURVE FUTURES GAME PARTICIPANTS


Since Altoona became a franchise back in 1999, they've sent at least one participant to the MLB Futures Game in all but four of their 14 years. A complete list is below.

| | | | |
|-------------------------|--------------------------|-----------------------------|----------------------|
| 1999 (Boston)..... | Yamid Haad, C | 2006 (Pittsburgh)..... | None |
| 2000 (Atlanta)..... | None | 2007 (San Francisco)..... | Steven Pearce, 1B |
| 2001 (Seattle)..... | J.R. House, C | 2008 (New York, NL)..... | None |
| 2002 (Milwaukee)..... | Tony Alvarez, OF | 2009 (St. Louis)..... | Pedro Alvarez, 3B |
| 2003 (Chicago, AL)..... | Jose Castillo, 2B | 2010 (Los Angeles, AL)..... | Gorkys Hernandez, OF |
| | John Van Benschoten, RHP | | Bryan Morris, RHP |
| 2004 (Houston)..... | Bryan Bullington, RHP | 2011 (Arizona)..... | Starling Marte, OF |
| | Jorge Cortes, OF | 2012 (Kansas City)..... | Gerrit Cole, RHP |
| 2005 (Detroit)..... | Jose Bautista, 3B | 2013 (New York, NL)..... | Gregory Polanco, OF |
| | Paul Maholm, LHP | 2014 (Minnesota)..... | None |



| PLAYER | AVG | G | AB | R | H | 2B | 3B | HR | RBI | BB | SO | SB | CS |
|---------------------|-------------|------------|-------------|------------|-------------|------------|-----------|-----------|------------|------------|------------|------------|-----------|
| Chen, Yung-Chi | .238 | 32 | 105 | 11 | 25 | 5 | 1 | 1 | 14 | 8 | 17 | 2 | 0 |
| d'Arnaud, Chase | .247 | 132 | 530 | 91 | 131 | 33 | 9 | 6 | 48 | 56 | 102 | 33 | 7 |
| de los Santos, Jose | .200 | 54 | 150 | 15 | 30 | 4 | 0 | 0 | 12 | 5 | 35 | 9 | 3 |
| Durham, Miles | .259 | 136 | 483 | 64 | 125 | 27 | 6 | 10 | 69 | 52 | 139 | 9 | 9 |
| Ford, Shelby | .245 | 56 | 151 | 16 | 37 | 8 | 1 | 4 | 16 | 6 | 39 | 4 | 0 |
| Gimenez, Hector | .305 | 94 | 338 | 49 | 103 | 29 | 0 | 16 | 72 | 46 | 72 | 6 | 1 |
| Hague, Matt | .295 | 135 | 509 | 90 | 150 | 30 | 0 | 15 | 86 | 61 | 62 | 3 | 6 |
| Harrison, Josh | .300 | 135 | 520 | 74 | 156 | 33 | 3 | 4 | 75 | 32 | 52 | 19 | 7 |
| Hernandez, Gorkys | .266 | 92 | 368 | 45 | 98 | 11 | 4 | 2 | 26 | 33 | 95 | 17 | 3 |
| 1-Jones, Brandon | .245 | 31 | 110 | 10 | 27 | 5 | 0 | 1 | 7 | 13 | 17 | 0 | 0 |
| Lambo, Andrew | .275 | 26 | 91 | 12 | 25 | 1 | 0 | 2 | 10 | 9 | 30 | 0 | 0 |
| Mercer, Jordy | .282 | 126 | 485 | 67 | 137 | 31 | 2 | 3 | 65 | 31 | 69 | 7 | 1 |
| Negrych, Jim | .274 | 75 | 230 | 33 | 63 | 11 | 3 | 1 | 35 | 31 | 45 | 2 | 5 |
| Norman, Anthony | .220 | 71 | 191 | 28 | 42 | 8 | 2 | 4 | 20 | 28 | 49 | 4 | 2 |
| Presley, Alex | .350 | 67 | 246 | 42 | 86 | 13 | 7 | 6 | 47 | 19 | 33 | 5 | 1 |
| Skelton, James | .250 | 4 | 4 | 1 | 1 | 0 | 0 | 0 | 0 | 0 | 2 | 0 | 0 |
| Watts, Kris | .266 | 56 | 173 | 26 | 46 | 13 | 0 | 4 | 19 | 31 | 22 | 0 | 0 |
| TOTALS | .268 | 142 | 4835 | 688 | 1294 | 268 | 38 | 80 | 627 | 475 | 960 | 120 | 45 |

| PLAYER | W-L | ERA | G | GS | CG | SHO | SV | IP | H | R | ER | HR | BB | SO |
|---------------------|--------------|-------------|------------|------------|----------|----------|-----------|---------------|-------------|------------|------------|-----------|------------|-------------|
| Aguero, Ramon | 2-5 | 8.68 | 17 | 0 | 0 | 0 | 2 | 18.2 | 27 | 18 | 18 | 1 | 14 | 17 |
| Alderson, Tim | 7-6 | 5.62 | 18 | 18 | 0 | 0 | 0 | 89.2 | 112 | 60 | 56 | 10 | 27 | 59 |
| 1 Barthmaier, Jimmy | 0-0 | 12.00 | 5 | 0 | 0 | 0 | 0 | 3.0 | 6 | 5 | 4 | 0 | 5 | 2 |
| Boleska, Tom | 1-1 | 2.73 | 12 | 0 | 0 | 0 | 3 | 26.1 | 25 | 10 | 8 | 2 | 8 | 18 |
| Claggett, Anthony | 0-0 | 3.00 | 12 | 0 | 0 | 0 | 0 | 15.0 | 15 | 5 | 5 | 0 | 5 | 13 |
| Colla, Michael | 2-0 | 3.10 | 13 | 0 | 0 | 0 | 1 | 29.0 | 27 | 11 | 10 | 5 | 8 | 23 |
| Crotta, Mike | 2-0 | 1.78 | 4 | 4 | 0 | 0 | 0 | 25.1 | 14 | 5 | 5 | 0 | 3 | 16 |
| Dubee, Michael | 6-2 | 2.24 | 45 | 0 | 0 | 0 | 5 | 76.1 | 62 | 23 | 19 | 4 | 19 | 68 |
| Duke, Zach | 0-0 | 2.57 | 2 | 2 | 0 | 0 | 0 | 7.0 | 5 | 2 | 2 | 1 | 1 | 1 |
| Hamman, Corey | 0-0 | 18.00 | 9 | 0 | 0 | 0 | 0 | 9.0 | 15 | 18 | 18 | 4 | 9 | 6 |
| Hankins, Derek | 5-5 | 2.83 | 34 | 7 | 1 | 0 | 7 | 101.2 | 88 | 36 | 32 | 7 | 30 | 68 |
| Hansen, Craig | 0-0 | 0.00 | 1 | 0 | 0 | 0 | 0 | 2.0 | 0 | 0 | 0 | 0 | 2 | 0 |
| Hughes, Jared | 12-8 | 4.42 | 30 | 23 | 0 | 0 | 0 | 150.2 | 166 | 93 | 74 | 15 | 41 | 120 |
| Locke, Jeff | 3-2 | 3.59 | 10 | 10 | 0 | 0 | 0 | 57.2 | 57 | 24 | 23 | 5 | 12 | 56 |
| Molleken, Dustin | 4-4 | 4.15 | 31 | 0 | 0 | 0 | 0 | 60.2 | 55 | 30 | 28 | 3 | 21 | 62 |
| Moreno, Diego | 0-0 | 7.04 | 7 | 0 | 0 | 0 | 2 | 7.2 | 10 | 6 | 6 | 1 | 3 | 12 |
| Morris, Bryan | 6-4 | 4.25 | 19 | 16 | 0 | 0 | 0 | 89.0 | 87 | 45 | 42 | 9 | 31 | 84 |
| Moskos, Daniel | 3-1 | 1.52 | 37 | 0 | 0 | 0 | 21 | 41.1 | 26 | 10 | 7 | 0 | 16 | 43 |
| Ohlendorf, Ross | 0-0 | 0.00 | 1 | 1 | 0 | 0 | 0 | 4.0 | 3 | 0 | 0 | 0 | 1 | 6 |
| Owens, Rudy | 12-6 | 2.46 | 26 | 26 | 0 | 0 | 0 | 150.0 | 124 | 46 | 41 | 11 | 23 | 132 |
| Sues, Jeff | 0-2 | 3.86 | 19 | 0 | 0 | 0 | 4 | 25.2 | 28 | 12 | 11 | 3 | 12 | 19 |
| Taschner, Jack | 0-0 | 4.50 | 2 | 0 | 0 | 0 | 0 | 2.0 | 2 | 1 | 1 | 0 | 1 | 2 |
| 1-Uviedo, Ronald | 0-2 | 3.22 | 16 | 0 | 0 | 0 | 0 | 22.1 | 13 | 8 | 8 | 3 | 12 | 28 |
| Watson, Tony | 6-4 | 2.67 | 34 | 9 | 0 | 0 | 2 | 111.1 | 82 | 33 | 33 | 11 | 24 | 105 |
| Wilson, Justin | 11-8 | 3.09 | 27 | 26 | 0 | 0 | 0 | 142.2 | 109 | 59 | 49 | 4 | 71 | 134 |
| TOTALS | 82-60 | 3.55 | 142 | 142 | 0 | 0 | 47 | 1268.0 | 1158 | 560 | 500 | 99 | 399 | 1094 |



| PLAYER | AVG | G | AB | R | H | 2B | 3B | HR | RBI | BB | SO | SB | CS |
|------------------|------|-----|------|-----|------|-----|----|----|-----|-----|------|----|----|
| Chalk, Brad | .244 | 97 | 266 | 23 | 65 | 7 | 5 | 0 | 36 | 26 | 45 | 4 | 1 |
| Curry, Matt | .242 | 87 | 302 | 38 | 73 | 16 | 3 | 6 | 39 | 33 | 90 | 1 | 1 |
| Durham, Miles | .204 | 45 | 157 | 18 | 32 | 10 | 1 | 2 | 19 | 15 | 52 | 4 | 1 |
| Farrell, Jeremy | .260 | 88 | 312 | 40 | 81 | 18 | 1 | 5 | 38 | 29 | 78 | 4 | 1 |
| Ford, Shelby | .194 | 20 | 62 | 5 | 12 | 1 | 0 | 1 | 6 | 1 | 19 | 0 | 1 |
| Fryer, Eric | .345 | 37 | 113 | 24 | 39 | 4 | 2 | 5 | 16 | 16 | 21 | 1 | 0 |
| Hernandez, Jose | .165 | 40 | 91 | 6 | 15 | 4 | 1 | 1 | 10 | 5 | 36 | 0 | 1 |
| Holt, Brock | .288 | 132 | 511 | 62 | 147 | 30 | 9 | 1 | 40 | 50 | 85 | 18 | 10 |
| Lamob, Andrew | .274 | 69 | 252 | 35 | 69 | 17 | 0 | 8 | 41 | 26 | 59 | 4 | 3 |
| Latimore, Quincy | .239 | 128 | 457 | 52 | 109 | 32 | 1 | 15 | 59 | 33 | 140 | 7 | 8 |
| Marte, Starling | .332 | 129 | 536 | 91 | 178 | 38 | 8 | 12 | 50 | 22 | 100 | 24 | 12 |
| Mercer, Jordy | .268 | 72 | 265 | 40 | 71 | 17 | 1 | 13 | 48 | 23 | 35 | 6 | 3 |
| Norman, Anthony | .282 | 29 | 71 | 12 | 20 | 3 | 4 | 0 | 9 | 7 | 16 | 2 | 1 |
| Picart, Greg | .218 | 56 | 170 | 14 | 37 | 2 | 2 | 1 | 14 | 15 | 35 | 3 | 2 |
| Rodriguez, Josh | .267 | 57 | 225 | 24 | 60 | 3 | 0 | 5 | 19 | 18 | 41 | 3 | 1 |
| Sanchez, Tony | .241 | 118 | 402 | 46 | 97 | 14 | 1 | 5 | 44 | 47 | 76 | 5 | 5 |
| Sanchez, Yunesky | .299 | 42 | 134 | 13 | 40 | 6 | 0 | 2 | 18 | 6 | 18 | 0 | 1 |
| Scott, Travis | .091 | 10 | 33 | 2 | 3 | 0 | 1 | 0 | 2 | 1 | 10 | 0 | 0 |
| Watts, Kris | .232 | 71 | 194 | 24 | 45 | 9 | 0 | 3 | 14 | 30 | 37 | 0 | 0 |
| TOTALS | .258 | 141 | 4673 | 574 | 1204 | 231 | 39 | 85 | 525 | 407 | 1052 | 86 | 52 |

| PLAYER | W-L | ERA | G | GS | CG | SHO | SV | IP | H | R | ER | HR | BB | SO |
|-------------------|-------|------|-----|-----|----|-----|----|--------|------|-----|-----|-----|-----|-----|
| Alderson, Tim | 0-4 | 4.12 | 42 | 1 | 0 | 0 | 0 | 74.1 | 70 | 39 | 34 | 6 | 27 | 57 |
| Beimel, Joe | 0-0 | 0.00 | 4 | 2 | 0 | 0 | 0 | 3.1 | 2 | 0 | 0 | 0 | 1 | 1 |
| Boleska, Tom | 1-1 | 5.40 | 12 | 0 | 0 | 0 | 0 | 16.2 | 14 | 10 | 10 | 0 | 12 | 11 |
| Claggett, Anthony | 5-5 | 3.75 | 42 | 0 | 0 | 0 | 2 | 62.1 | 46 | 26 | 26 | 6 | 32 | 36 |
| Colla, Mike | 5-11 | 3.70 | 29 | 23 | 0 | 0 | 0 | 133.2 | 117 | 58 | 55 | 20 | 39 | 109 |
| Cox, Tyler | 1-0 | 0.00 | 1 | 0 | 0 | 0 | 0 | 1.0 | 1 | 0 | 0 | 0 | 0 | 1 |
| Crotta, Mike | 0-0 | 0.00 | 1 | 0 | 0 | 0 | 0 | 1.0 | 1 | 0 | 0 | 0 | 0 | 1 |
| Dubee, Michael | 2-6 | 3.27 | 43 | 0 | 0 | 0 | 6 | 63.1 | 72 | 26 | 23 | 2 | 16 | 50 |
| Hernandez, Jose | 0-0 | 0.00 | 1 | 0 | 0 | 0 | 0 | 1.0 | 0 | 0 | 0 | 0 | 0 | 3 |
| Hughes, Jared | 3-4 | 4.09 | 13 | 11 | 0 | 0 | 0 | 61.2 | 62 | 31 | 28 | 2 | 18 | 33 |
| Irwin, Phil | 8-4 | 3.81 | 15 | 14 | 0 | 0 | 0 | 87.1 | 91 | 42 | 37 | 9 | 10 | 69 |
| Krol, Noah | 3-5 | 4.45 | 54 | 0 | 0 | 0 | 24 | 54.2 | 62 | 30 | 27 | 2 | 19 | 28 |
| Leach, Brian | 0-0 | 9.00 | 10 | 0 | 0 | 0 | 0 | 15.0 | 14 | 15 | 15 | 0 | 15 | 7 |
| Leroux, Chris | 1-2 | 2.57 | 5 | 0 | 0 | 0 | 0 | 7.0 | 9 | 5 | 2 | 2 | 0 | 6 |
| Locke, Jeff | 7-8 | 4.03 | 23 | 22 | 0 | 0 | 0 | 125 | 118 | 68 | 56 | 9 | 46 | 114 |
| Loree, Mike | 0-0 | 1.17 | 4 | 0 | 0 | 0 | 0 | 7.2 | 6 | 1 | 1 | 0 | 3 | 11 |
| McPherson, Kyle | 8-5 | 3.02 | 16 | 16 | 0 | 0 | 0 | 89.1 | 75 | 34 | 30 | 7 | 21 | 82 |
| McSwain, Matt | 2-0 | 3.76 | 32 | 2 | 0 | 0 | 0 | 67.0 | 70 | 29 | 28 | 11 | 17 | 29 |
| Moreno, Diego | 0-0 | 4.91 | 7 | 0 | 0 | 0 | 0 | 11.0 | 10 | 6 | 6 | 1 | 3 | 14 |
| Morris, Bryan | 3-4 | 3.35 | 35 | 6 | 0 | 0 | 3 | 78.0 | 72 | 34 | 29 | 2 | 33 | 64 |
| Ohlendorf, Ross | 0-0 | 3.86 | 1 | 1 | 0 | 0 | 0 | 4.2 | 5 | 2 | 2 | 1 | 1 | 3 |
| Pribanic, Aaron | 10-9 | 3.88 | 28 | 27 | 1 | 1 | 0 | 153.0 | 169 | 69 | 66 | 13 | 28 | 71 |
| Sinkbeil, Brett | 0-1 | 4.03 | 4 | 4 | 0 | 0 | 0 | 22.1 | 29 | 16 | 10 | 3 | 2 | 23 |
| Thompson, Aaron | 4-7 | 5.16 | 28 | 12 | 0 | 0 | 0 | 83.2 | 100 | 55 | 48 | 6 | 20 | 51 |
| Veal, Donnie | 0-1 | 7.71 | 4 | 0 | 0 | 0 | 0 | 4.2 | 9 | 4 | 4 | 3 | 0 | 3 |
| Welker, Duke | 1-0 | 5.40 | 8 | 0 | 0 | 0 | 0 | 10.0 | 11 | 7 | 6 | 0 | 1 | 9 |
| TOTALS | 64-77 | 3.95 | 141 | 141 | 1 | 11 | 35 | 1238.2 | 1225 | 607 | 543 | 105 | 364 | 886 |

GRAND SLAM SPECIALS

Listed below is every single grand slam that has been hit in the 16-year history of the Altoona Curve franchise.

| | | | | | |
|------------------|-----------------|------------------|-----------------|-----------------|-----------------|
| Kevin Haverbusch | 4/13/99 @HAR | Tony Derosso | 5/6/02 @ RDG | Vic Buttler | 5/17/06 vs. RDG |
| Steve Bieser | 6/3/99 @BNG | Tony Derosso | 7/14/02 @ AKR | Ray Sadler | 6/6/06 @ POR |
| Alex Hernandez | 6/15/99 vs. BNG | Shawn Garrett | 8/9/02 vs. HAR | Brett Roneberg | 7/29/06 @ CON |
| Adam Hyzdu | 6/25/99 @ NBR | Chan Perry | 7/18/03 @ ERI | Steven Pearce | 6/13/07 vs. NBR |
| Craig Wilson | 7/4/99 @ERI | Ray Sadler | 5/14/04 vs. AKR | Neil Walker | 6/28/07 vs. TRN |
| Kory DeHaan | 7/15/99 @ RDG | Josh Bonifay | 6/5/04 @ AKR | Anthony Webster | 7/11/08 @ ERI |
| Rob Mackowiak | 5/21/00 vs. NBR | Ray Sadler | 6/12/04 @ RDG | Shelby Ford | 8/8/09 @ NHM |
| Rob Mackowiak | 6/15/00 @ BOW | Brad Eldred | 8/15/04 @ RDG | Miles Durham | 7/26/10 @ ERI |
| Rob Mackowiak | 6/21/00 @ ERI | Brad Eldred | 8/23/04 @ ERI | Andrew Lambo | 8/27/12 vs. AKR |
| Adam Hyzdu | 7/15/00 @ NOR | Carlos Maldonado | 4/27/05 @ ERI | Alex Dickerson | 6/2/13 @ POR |
| Tracy Sanders | 8/28/00 @ RDG | Brad Eldred | 4/29/05 vs. TRN | Stetson Allie | 4/23/14 vs. HAR |
| Lee Evans | 6/10/01 vs. RDG | Rich Thompson | 8/22/05 @ BOW | | |
| Tony Alvarez | 6/10/01 vs. RDG | Brett Roneberg | 5/12/06 vs. BNG | | |



| PLAYER | AVG | G | AB | R | H | 2B | 3B | HR | RBI | BB | SO | SB | CS |
|--------------------|-------|-----|------|-----|------|-----|----|----|-----|-----|------|----|----|
| Brown, Kelson | .290 | 56 | 138 | 20 | 40 | 6 | 1 | 2 | 19 | 13 | 23 | 3 | 2 |
| Cabrera, Ramon | .276 | 112 | 384 | 47 | 106 | 22 | 2 | 3 | 50 | 39 | 44 | 0 | 3 |
| Chambers, Evan | .182 | 31 | 77 | 12 | 14 | 2 | 1 | 1 | 9 | 8 | 29 | 1 | 2 |
| Cunningham, Jarek | .217 | 105 | 359 | 43 | 78 | 19 | 3 | 6 | 45 | 37 | 111 | 3 | 3 |
| Curry, Matt | .285 | 111 | 396 | 53 | 113 | 34 | 5 | 11 | 76 | 44 | 107 | 4 | 4 |
| Cutler, Charlie | .296 | 55 | 152 | 25 | 45 | 7 | 3 | 2 | 19 | 21 | 17 | 1 | 0 |
| Durham, Miles | .259 | 40 | 135 | 22 | 35 | 11 | 2 | 2 | 14 | 13 | 33 | 6 | 3 |
| Farrell, Jeremy | .221 | 98 | 298 | 32 | 66 | 15 | 1 | 4 | 25 | 31 | 83 | 3 | 3 |
| Gonzalez, Elevys | .196 | 50 | 148 | 10 | 29 | 6 | 1 | 2 | 15 | 14 | 42 | 1 | 3 |
| Grossman, Robbie | .266 | 95 | 350 | 59 | 93 | 20 | 4 | 7 | 36 | 59 | 78 | 9 | 10 |
| Holt, Brock | .322 | 102 | 382 | 52 | 123 | 24 | 6 | 2 | 43 | 40 | 51 | 11 | 11 |
| Lambo, Andrew | .250 | 26 | 92 | 13 | 23 | 3 | 1 | 4 | 16 | 14 | 19 | 0 | 1 |
| Latimore, Quincy | .252 | 126 | 413 | 52 | 104 | 24 | 3 | 15 | 71 | 38 | 105 | 10 | 8 |
| Maggi, Drew | .218 | 52 | 179 | 28 | 39 | 4 | 2 | 0 | 9 | 18 | 41 | 5 | 2 |
| Marrero, Christian | .200 | 5 | 15 | 2 | 3 | 0 | 0 | 1 | 3 | 0 | 6 | 0 | 0 |
| Norman, Anthony | .186 | 27 | 59 | 8 | 11 | 1 | 2 | 0 | 3 | 5 | 16 | 1 | 0 |
| Nunez, Gustavo | .227 | 7 | 22 | 2 | 5 | 1 | 0 | 0 | 3 | 2 | 4 | 1 | 1 |
| Perez, Miguel | .250 | 1 | 4 | 0 | 1 | 0 | 0 | 0 | 1 | 0 | 2 | 0 | 0 |
| Picart, Greg | .211 | 15 | 19 | 3 | 4 | 0 | 0 | 0 | 0 | 3 | 1 | 1 | 0 |
| Sanchez, Tony | .277 | 40 | 141 | 22 | 39 | 14 | 1 | 0 | 17 | 18 | 33 | 1 | 1 |
| Stallings, Jacob | 1.000 | 1 | 1 | 0 | 1 | 0 | 0 | 0 | 0 | 0 | 0 | 0 | 0 |
| Tejeda, Oscar | .242 | 54 | 198 | 23 | 48 | 13 | 1 | 3 | 28 | 15 | 42 | 3 | 0 |
| T-Tejeda, Oscar | .253 | 105 | 400 | 41 | 101 | 25 | 1 | 8 | 59 | 24 | 83 | 5 | 1 |
| Vasquez, Andy | .250 | 2 | 4 | 1 | 1 | 1 | 0 | 0 | 1 | 0 | 1 | 0 | 0 |
| Welch, Stefan | .266 | 67 | 214 | 34 | 57 | 12 | 1 | 5 | 27 | 31 | 59 | 3 | 1 |
| TOTALS | .259 | 142 | 4510 | 605 | 1170 | 254 | 42 | 72 | 561 | 500 | 1019 | 84 | 66 |

| PLAYER | W-L | ERA | G | GS | CG | SHO | SV | IP | H | R | ER | HR | BB | SO |
|--------------------|-------|-------|-----|-----|----|-----|----|--------|------|-----|-----|----|-----|-----|
| Alderson, Tim | 5-4 | 4.25 | 26 | 11 | 0 | 0 | 3 | 84.2 | 89 | 45 | 40 | 7 | 26 | 62 |
| Baker, Nathan | 4-7 | 4.94 | 32 | 13 | 0 | 0 | 1 | 105.2 | 100 | 67 | 58 | 9 | 57 | 77 |
| Beckman, Ryan | 0-0 | 0.00 | 1 | 0 | 0 | 0 | 0 | 0.1 | 1 | 0 | 0 | 0 | 1 | 1 |
| Black, Vic | 2-3 | 1.65 | 51 | 0 | 0 | 0 | 13 | 60.0 | 40 | 14 | 11 | 2 | 29 | 85 |
| Cofield, Kyle | 0-1 | 5.28 | 11 | 0 | 0 | 0 | 1 | 15.1 | 13 | 10 | 9 | 3 | 4 | 15 |
| Cole, Gerrit | 3-6 | 2.90 | 12 | 12 | 0 | 0 | 0 | 59.0 | 54 | 28 | 19 | 2 | 23 | 60 |
| Colla, Mike | 5-6 | 3.75 | 37 | 10 | 0 | 0 | 2 | 96.0 | 96 | 49 | 40 | 11 | 27 | 75 |
| Cruz, Juan | 0-0 | 13.50 | 2 | 2 | 0 | 0 | 0 | 1.1 | 5 | 2 | 2 | 0 | 0 | 2 |
| Cumpton, Brandon | 12-11 | 3.84 | 27 | 27 | 0 | 0 | 0 | 152.1 | 149 | 72 | 65 | 9 | 46 | 88 |
| Foster, Zach | 0-1 | 13.50 | 1 | 0 | 0 | 0 | 0 | 2.2 | 3 | 4 | 4 | 0 | 2 | 1 |
| Harvey, Kris | 0-3 | 3.29 | 31 | 0 | 0 | 0 | 2 | 54.2 | 52 | 26 | 20 | 4 | 27 | 45 |
| Inman, Jeff | 2-2 | 3.83 | 30 | 1 | 0 | 0 | 3 | 51.2 | 45 | 22 | 22 | 2 | 19 | 36 |
| Irwin, Phil | 4-7 | 2.93 | 18 | 16 | 3 | 1 | 0 | 104.1 | 97 | 39 | 34 | 7 | 17 | 83 |
| Johnson, Kris | 3-2 | 2.09 | 15 | 9 | 0 | 0 | 1 | 56.0 | 50 | 19 | 13 | 3 | 24 | 42 |
| Kaminska, Kyle | 1-0 | 3.00 | 4 | 1 | 0 | 0 | 0 | 12.0 | 13 | 4 | 4 | 0 | 0 | 11 |
| Karstens, Jeff | 1-0 | 0.90 | 2 | 2 | 0 | 0 | 0 | 10.0 | 8 | 1 | 1 | 0 | 1 | 6 |
| Kensing, Logan | 2-0 | 4.58 | 12 | 0 | 0 | 0 | 1 | 17.2 | 18 | 11 | 9 | 1 | 6 | 14 |
| Maggi, Drew | 0-0 | 0.00 | 1 | 0 | 0 | 0 | 0 | 0.1 | 0 | 0 | 0 | 0 | 0 | 0 |
| Martis, Shairon | 6-2 | 4.56 | 11 | 8 | 0 | 0 | 0 | 53.1 | 45 | 27 | 27 | 7 | 19 | 30 |
| McPherson, Kyle | 3-5 | 4.07 | 9 | 6 | 0 | 0 | 0 | 48.2 | 54 | 26 | 22 | 5 | 5 | 46 |
| McSwain, Matt | 4-2 | 4.88 | 19 | 6 | 0 | 0 | 0 | 55.1 | 66 | 35 | 30 | 2 | 27 | 41 |
| Poreda, Aaron | 2-0 | 2.25 | 3 | 3 | 0 | 0 | 0 | 16.0 | 12 | 6 | 4 | 0 | 11 | 11 |
| Pribanic, Aaron | 0-2 | 7.36 | 3 | 3 | 0 | 0 | 0 | 11.0 | 17 | 11 | 9 | 1 | 11 | 6 |
| Ramos, Jhonathan | 2-1 | 2.61 | 13 | 0 | 0 | 0 | 0 | 20.2 | 19 | 6 | 6 | 2 | 6 | 14 |
| Strickland, Hunter | 2-2 | 4.46 | 23 | 0 | 0 | 0 | 2 | 42.1 | 50 | 23 | 21 | 5 | 15 | 33 |
| Taillon, Jameson | 3-0 | 1.59 | 3 | 3 | 0 | 0 | 0 | 17.0 | 11 | 3 | 3 | 0 | 1 | 18 |
| Townsend, Jason | 2-0 | 0.00 | 3 | 0 | 0 | 0 | 0 | 10.1 | 10 | 0 | 0 | 0 | 4 | 3 |
| Turgeon, Erik | 1-0 | 0.00 | 1 | 0 | 0 | 0 | 0 | 2.0 | 0 | 0 | 0 | 0 | 1 | 0 |
| T-Turgeon, Erik | 2-3 | 6.84 | 18 | 0 | 0 | 0 | 0 | 26.1 | 43 | 25 | 20 | 5 | 13 | 22 |
| Waldron, Tyler | 1-2 | 4.05 | 6 | 6 | 0 | 0 | 0 | 26.2 | 26 | 12 | 12 | 3 | 11 | 15 |
| Welker, Duke | 2-1 | 2.31 | 15 | 0 | 0 | 0 | 5 | 23.1 | 19 | 7 | 6 | 0 | 7 | 19 |
| TOTALS | 72-70 | 3.64 | 142 | 142 | 3 | 9 | 34 | 1210.2 | 1162 | 569 | 491 | 85 | 427 | 939 |



| PLAYER | AVG | G | AB | R | H | 2B | 3B | HR | RBI | BB | SO | SB | CS |
|-------------------|------|-----|------|-----|------|-----|----|----|-----|-----|------|-----|----|
| Brown, Kelson | .192 | 53 | 104 | 13 | 20 | 3 | 0 | 0 | 5 | 12 | 16 | 4 | 1 |
| Cunningham, Jarek | .216 | 131 | 468 | 53 | 101 | 18 | 4 | 19 | 49 | 30 | 127 | 12 | 6 |
| Curry, Matt | .248 | 26 | 105 | 11 | 26 | 4 | 0 | 4 | 16 | 5 | 35 | 2 | 0 |
| Cutler, Charlie | .298 | 86 | 255 | 32 | 76 | 16 | 3 | 3 | 26 | 39 | 37 | 3 | 0 |
| d'Arnaud, Chase | .143 | 4 | 14 | 1 | 2 | 0 | 0 | 0 | 0 | 1 | 1 | 1 | 0 |
| Dickerson, Alex | .28 | 126 | 451 | 61 | 130 | 36 | 3 | 17 | 68 | 27 | 89 | 10 | 7 |
| Hanson, Alen | .255 | 35 | 137 | 13 | 35 | 4 | 5 | 1 | 10 | 8 | 26 | 6 | 2 |
| Howard, Justin | .314 | 98 | 283 | 40 | 89 | 15 | 1 | 8 | 38 | 38 | 62 | 7 | 6 |
| Lambo, Andrew | .291 | 58 | 220 | 35 | 6 | 9 | 4 | 14 | 46 | 20 | 60 | 6 | 1 |
| Maggi, Drew | .254 | 95 | 264 | 38 | 67 | 14 | 2 | 1 | 25 | 27 | 49 | 18 | 6 |
| Ngoepe, Gift | .177 | 72 | 220 | 29 | 39 | 10 | 2 | 3 | 16 | 28 | 82 | 10 | 3 |
| Paulino, Carlos | .220 | 99 | 323 | 23 | 71 | 9 | 4 | 0 | 38 | 28 | 48 | 5 | 1 |
| Perez, Miguel | .143 | 4 | 7 | 1 | 1 | 0 | 0 | 0 | 0 | 0 | 1 | 0 | 0 |
| Polanco, Gregory | .263 | 68 | 243 | 36 | 64 | 13 | 2 | 6 | 41 | 36 | 36 | 13 | 7 |
| Rojas Jr., Mel | .274 | 120 | 446 | 57 | 122 | 28 | 9 | 5 | 41 | 38 | 100 | 14 | 8 |
| Sanchez, Tony | .176 | 4 | 17 | 2 | 3 | 1 | 0 | 0 | 0 | 0 | 3 | 0 | 0 |
| Santos, Adalberto | .281 | 118 | 409 | 62 | 115 | 23 | 1 | 6 | 47 | 59 | 70 | 21 | 8 |
| Snider, Travis | .333 | 2 | 6 | 1 | 2 | 0 | 0 | 0 | 0 | 0 | 0 | 0 | 0 |
| Solis, Ali | .164 | 20 | 61 | 7 | 10 | 3 | 0 | 0 | 1 | 3 | 17 | 2 | 0 |
| Tejeda, Oscar | .262 | 29 | 84 | 10 | 22 | 2 | 0 | 2 | 12 | 5 | 18 | 0 | 0 |
| Vasquez, Andy | .248 | 94 | 262 | 32 | 65 | 5 | 4 | 4 | 27 | 15 | 71 | 12 | 9 |
| Walker, Neil | .417 | 4 | 12 | 0 | 5 | 1 | 0 | 0 | 1 | 1 | 2 | 0 | 0 |
| Welch, Stefan | .149 | 29 | 74 | 6 | 11 | 2 | 0 | 1 | 6 | 10 | 16 | 0 | 0 |
| Team Total | .252 | 142 | 4591 | 569 | 1157 | 218 | 44 | 94 | 520 | 437 | 1026 | 146 | 65 |

| PLAYER | W-L | ERA | G | GS | CG | SHO | SV | IP | H | R | ER | HR | BB | SO |
|----------------------|-------|-------|-----|-----|----|-----|----|--------|------|-----|-----|----|-----|-----|
| Alderson, Tim | 1-0 | 1.32 | 7 | 0 | 0 | 0 | 2 | 13.2 | 4 | 3 | 2 | 0 | 2 | 17 |
| Baker, Nate | 4-4 | 6.05 | 38 | 7 | 0 | 0 | 3 | 80.1 | 92 | 63 | 54 | 8 | 45 | 68 |
| Beckman, Ryan | 0-1 | 2.37 | 15 | 0 | 0 | 0 | 1 | 19.0 | 19 | 7 | 5 | 0 | 7 | 15 |
| Bromberg, David | 6-12 | 3.51 | 26 | 20 | 0 | 0 | 0 | 136.0 | 120 | 64 | 53 | 10 | 52 | 127 |
| Brown, Kelson | 0-0 | 0.00 | 1 | 0 | 0 | 0 | 0 | 1.0 | 0 | 0 | 0 | 0 | 1 | 0 |
| Cevette, Dan | 0-0 | 0.00 | 2 | 0 | 0 | 0 | 0 | 2.1 | 3 | 1 | 0 | 0 | 1 | 2 |
| Contreras, Jose | 0-0 | 0.00 | 2 | 0 | 0 | 0 | 0 | 2.0 | 0 | 0 | 0 | 0 | 0 | 1 |
| Cumpton, Brandon | 0-1 | 7.45 | 2 | 2 | 0 | 0 | 0 | 9.2 | 11 | 9 | 8 | 0 | 5 | 7 |
| Dodson, Zack | 0-1 | 13.50 | 1 | 1 | 0 | 0 | 0 | 4.0 | 8 | 6 | 6 | 0 | 4 | 2 |
| Grilli, Jason | 0-0 | 0.00 | 2 | 2 | 0 | 0 | 0 | 2.0 | 2 | 0 | 0 | 0 | 0 | 4 |
| Hollingsworth, Ethan | 6-5 | 3.55 | 24 | 9 | 0 | 0 | 0 | 83.2 | 70 | 38 | 33 | 11 | 20 | 47 |
| Hughes, Jared | 0-0 | 0.00 | 1 | 1 | 0 | 0 | 0 | 2.0 | 1 | 0 | 0 | 0 | 0 | 4 |
| Inman, Jeff | 1-1 | 2.65 | 10 | 0 | 0 | 0 | 2 | 17.0 | 15 | 5 | 5 | 1 | 6 | 14 |
| Karstens, Jeff | 0-0 | 0.00 | 1 | 1 | 0 | 0 | 0 | 4.0 | 2 | 2 | 0 | 0 | 2 | 4 |
| Kasperek, Kenn | 4-2 | 3.26 | 38 | 1 | 0 | 0 | 2 | 60.2 | 62 | 27 | 22 | 3 | 16 | 44 |
| Kingham, Nick | 3-3 | 2.70 | 14 | 12 | 0 | 0 | 0 | 73.1 | 70 | 24 | 22 | 1 | 30 | 69 |
| Liriano, Francisco | 0-1 | 13.50 | 1 | 1 | 0 | 0 | 0 | 2.2 | 4 | 4 | 4 | 1 | 3 | 4 |
| McDonald, James | 0-1 | 5.79 | 2 | 2 | 0 | 0 | 0 | 4.2 | 4 | 3 | 3 | 1 | 5 | 2 |
| Miller, Quinton | 1-5 | 3.75 | 31 | 2 | 0 | 0 | 1 | 57.2 | 49 | 25 | 24 | 3 | 36 | 45 |
| Morton, Charlie | 1-1 | 2.41 | 4 | 4 | 0 | 0 | 0 | 18.2 | 10 | 5 | 5 | 2 | 6 | 11 |
| Navarro, Eliecer | 4-8 | 4.52 | 15 | 14 | 0 | 0 | 0 | 75.2 | 76 | 44 | 38 | 8 | 35 | 55 |
| Pimentel, Stolmy | 4-3 | 3.61 | 13 | 13 | 1 | 0 | 0 | 77.1 | 74 | 36 | 31 | 8 | 35 | 61 |
| Ramos, Jhonathan | 3-2 | 4.72 | 36 | 0 | 0 | 0 | 1 | 47.2 | 53 | 25 | 25 | 4 | 11 | 42 |
| Sadler, Casey | 11-7 | 3.31 | 23 | 23 | 1 | 0 | 0 | 130.1 | 116 | 54 | 48 | 11 | 42 | 67 |
| Sanz, Luis | 3-5 | 4.94 | 47 | 3 | 0 | 0 | 16 | 62.0 | 61 | 38 | 34 | 8 | 35 | 61 |
| Taillon, Jameson | 4-7 | 3.67 | 20 | 19 | 0 | 0 | 0 | 110.1 | 112 | 54 | 45 | 8 | 36 | 106 |
| Thornton, Zack | 2-1 | 2.00 | 19 | 1 | 0 | 0 | 2 | 36.0 | 24 | 9 | 8 | 1 | 7 | 45 |
| Townsend, Jason | 5-5 | 6.71 | 36 | 1 | 0 | 0 | 3 | 53.2 | 71 | 50 | 40 | 7 | 27 | 38 |
| Vasquez, Andy | 0-0 | 0.00 | 1 | 0 | 0 | 0 | 0 | 1.0 | 0 | 0 | 0 | 0 | 1 | 0 |
| Waldron, Tyler | 0-3 | 4.81 | 8 | 3 | 0 | 0 | 0 | 24.1 | 31 | 18 | 13 | 1 | 10 | 13 |
| TOTALS | 63-79 | 3.92 | 142 | 142 | 2 | 10 | 33 | 1212.2 | 1164 | 614 | 528 | 97 | 480 | 975 |



| PLAYER | AVG | G | AB | R | H | 2B | 3B | HR | RBI | BB | SO | SB | CS |
|---------------------|------|-----|------|-----|------|-----|----|-----|-----|-----|------|-----|----|
| Allie, Stetson | .246 | 117 | 407 | 60 | 100 | 16 | 0 | 21 | 62 | 71 | 127 | 9 | 6 |
| Barnes, Clint | .333 | 2 | 6 | 0 | 2 | 0 | 0 | 0 | 0 | 0 | 0 | 0 | 0 |
| #Bell, Josh | .287 | 24 | 94 | 13 | 27 | 2 | 0 | 0 | 7 | 8 | 12 | 4 | 1 |
| Brown, Kelson | .295 | 51 | 129 | 8 | 38 | 3 | 1 | 0 | 8 | 4 | 18 | 3 | 2 |
| Broxton, Keon | .275 | 127 | 407 | 67 | 112 | 22 | 9 | 15 | 52 | 59 | 122 | 25 | 6 |
| #Cabrera, Ramon | .239 | 12 | 46 | 5 | 11 | 5 | 0 | 1 | 5 | 3 | 6 | 0 | 1 |
| Cunningham, Jarek | .246 | 101 | 309 | 46 | 76 | 16 | 4 | 8 | 27 | 27 | 69 | 3 | 4 |
| *Curry, Matt | .234 | 58 | 188 | 22 | 44 | 8 | 1 | 4 | 23 | 20 | 50 | 1 | 1 |
| Diaz, Elias | .328 | 91 | 326 | 41 | 107 | 20 | 0 | 6 | 54 | 30 | 51 | 3 | 2 |
| #Emsley-Pai, Kawika | .000 | 3 | 8 | 2 | 0 | 0 | 0 | 0 | 0 | 4 | 4 | 0 | 0 |
| *Gamache, Dan | .275 | 39 | 138 | 22 | 38 | 11 | 0 | 6 | 27 | 11 | 32 | 0 | 1 |
| Garcia, Willy | .271 | 126 | 439 | 59 | 119 | 27 | 5 | 18 | 63 | 24 | 145 | 8 | 4 |
| #Hanson, Alen | .280 | 118 | 482 | 64 | 135 | 21 | 12 | 11 | 58 | 31 | 88 | 25 | 11 |
| *Henriquez, Ralph | .129 | 25 | 85 | 7 | 11 | 2 | 0 | 2 | 6 | 1 | 23 | 1 | 0 |
| *Howard, Justin | .233 | 63 | 159 | 18 | 37 | 10 | 0 | 3 | 10 | 15 | 41 | 1 | 0 |
| Maggi, Drew | .280 | 110 | 347 | 60 | 97 | 12 | 0 | 3 | 25 | 50 | 58 | 37 | 19 |
| #Ngoepe, Gift | .238 | 131 | 437 | 58 | 104 | 17 | 9 | 9 | 52 | 51 | 135 | 13 | 8 |
| Paulino, Carlos | .296 | 22 | 71 | 5 | 21 | 4 | 0 | 1 | 13 | 3 | 19 | 0 | 1 |
| #Rojas, Jr., Mel | .303 | 53 | 195 | 26 | 59 | 11 | 1 | 5 | 36 | 23 | 34 | 6 | 4 |
| *Sosa, Junior | .360 | 12 | 25 | 2 | 9 | 3 | 0 | 0 | 1 | 1 | 3 | 1 | 0 |
| *Vasquez, Andy | .268 | 96 | 272 | 38 | 73 | 18 | 1 | 11 | 38 | 15 | 61 | 17 | 6 |
| Totals | .265 | 142 | 4672 | 632 | 1236 | 231 | 43 | 124 | 575 | 457 | 1155 | 159 | 77 |

| PLAYER | W-L | ERA | G | GS | CG | SHO | SV | IP | H | R | ER | HR | BB | SO |
|-------------------|-------|-------|-----|-----|----|-----|----|--------|------|-----|-----|----|-----|-----|
| *Baker, Nate | 3-1 | 1.71 | 17 | 0 | 0 | 0 | 0 | 26.1 | 24 | 9 | 5 | 1 | 13 | 22 |
| Balester, Collin | 1-4 | 6.55 | 10 | 0 | 0 | 0 | 1 | 11.0 | 10 | 9 | 8 | 2 | 9 | 10 |
| Beckman, Ryan | 3-4 | 2.62 | 45 | 0 | 0 | 0 | 5 | 55.0 | 44 | 18 | 16 | 2 | 21 | 28 |
| Benedict, Matt | 0-5 | 5.77 | 30 | 1 | 0 | 0 | 0 | 53.0 | 62 | 39 | 34 | 2 | 25 | 35 |
| *Castro, Orlando | 0-0 | 11.25 | 2 | 2 | 0 | 0 | 0 | 8.0 | 13 | 10 | 10 | 1 | 4 | 8 |
| de Leon, Emmanuel | 1-2 | 3.56 | 31 | 0 | 0 | 0 | 3 | 48.0 | 57 | 24 | 19 | 2 | 20 | 35 |
| *Dodson, Zack | 4-8 | 4.62 | 24 | 23 | 0 | 0 | 0 | 122.2 | 139 | 75 | 63 | 11 | 46 | 76 |
| *Harlan, Tom | 3-3 | 3.71 | 11 | 10 | 0 | 0 | 0 | 60.2 | 60 | 29 | 25 | 6 | 17 | 26 |
| Holdzkorn, John | 1-0 | 0.00 | 4 | 0 | 0 | 0 | 0 | 6.0 | 1 | 0 | 0 | 0 | 2 | 10 |
| Inman, Jeff | 5-0 | 1.09 | 18 | 0 | 0 | 0 | 1 | 24.2 | 18 | 3 | 3 | 0 | 11 | 18 |
| Kasperek, Kenn | 1-1 | 2.25 | 31 | 0 | 0 | 0 | 13 | 40.0 | 30 | 11 | 10 | 2 | 5 | 37 |
| Kingham, Nick | 1-7 | 3.04 | 12 | 12 | 0 | 0 | 0 | 71.0 | 71 | 35 | 24 | 3 | 25 | 54 |
| Ludwig, Pat | 3-4 | 5.63 | 8 | 7 | 0 | 0 | 0 | 40.0 | 53 | 26 | 25 | 4 | 14 | 24 |
| *Mann, Brandon | 1-4 | 2.91 | 14 | 2 | 0 | 0 | 0 | 34.0 | 33 | 13 | 11 | 1 | 14 | 34 |
| Miller, Quinton | 1-2 | 4.04 | 24 | 0 | 0 | 0 | 4 | 35.2 | 37 | 18 | 16 | 3 | 24 | 30 |
| Montero, Joan | 3-4 | 6.02 | 28 | 7 | 0 | 0 | 0 | 61.1 | 84 | 50 | 41 | 2 | 37 | 31 |
| Morris, A.J. | 5-1 | 1.98 | 14 | 9 | 0 | 0 | 0 | 59.0 | 48 | 17 | 13 | 4 | 18 | 40 |
| Morton, Charlie | 0-0 | 4.50 | 1 | 1 | 0 | 0 | 0 | 4.0 | 4 | 2 | 2 | 0 | 1 | 6 |
| Nevarez, Matt | 1-1 | 1.35 | 6 | 0 | 0 | 0 | 1 | 6.2 | 3 | 1 | 1 | 1 | 5 | 9 |
| Pimentel, Stolmy | 0-0 | 1.42 | 5 | 3 | 0 | 0 | 0 | 6.1 | 6 | 3 | 1 | 0 | 5 | 6 |
| *Ramos, Jhonathan | 5-6 | 4.38 | 31 | 7 | 0 | 0 | 2 | 63.2 | 72 | 41 | 31 | 8 | 22 | 37 |
| *Rodriguez, Joely | 6-11 | 4.84 | 30 | 21 | 2 | 0 | 1 | 134.0 | 151 | 80 | 72 | 10 | 43 | 73 |
| *Rodriguez, Wandy | 0-1 | 10.38 | 2 | 2 | 0 | 0 | 0 | 8.2 | 11 | 11 | 10 | 3 | 6 | 7 |
| Sample, Tyler | 3-3 | 6.49 | 11 | 6 | 0 | 0 | 0 | 34.2 | 35 | 30 | 25 | 2 | 30 | 28 |
| Sampson, Adrian | 10-5 | 2.55 | 24 | 24 | 2 | 1 | 0 | 148.0 | 125 | 45 | 42 | 10 | 30 | 99 |
| Sanchez, Angel | 0-2 | 4.32 | 6 | 5 | 0 | 0 | 0 | 33.1 | 40 | 18 | 16 | 5 | 10 | 21 |
| Townsend, Jason | 0-1 | 7.04 | 7 | 0 | 0 | 0 | 1 | 7.2 | 12 | 8 | 6 | 0 | 5 | 11 |
| Vasquez, Andy | 0-0 | 8.31 | 4 | 0 | 0 | 0 | 0 | 4.1 | 5 | 4 | 4 | 2 | 2 | 2 |
| Waldron, Tyler | 0-0 | 0.00 | 1 | 0 | 0 | 0 | 0 | 1.0 | 0 | 0 | 0 | 0 | 0 | 3 |
| *Yang, Yao-Hsun | 0-1 | 6.48 | 11 | 0 | 0 | 0 | 0 | 16.2 | 15 | 12 | 12 | 1 | 18 | 16 |
| Totals | 61-81 | 4.00 | 142 | 142 | 4 | 6 | 32 | 1225.1 | 1263 | 641 | 545 | 88 | 482 | 836 |



EASTERN LEAGUE

Erie's Steven Moya burst on to the scene in 2014 en route to claiming the league's MVP Honors

Photo:
David Monseur/
MiLB.com



2015 EASTERN LEAGUE UMPIRES

| # | UMPIRE | 2014 LEAGUE | RESIDES | EXPERIENCE |
|----|------------------|----------------------|-------------------------|------------|
| 60 | John Bacon | Eastern League | Sherrodsville, Ohio | 7.5 years |
| 4 | Ryan Clark | Eastern League | McDonough, Ga. | 7 years |
| 9 | Paul Clemons | Eastern League | Oxford, Kan. | 5 years |
| 5 | Doug Del Bello | Eastern League | Hamburg, N.Y. | 5 years |
| 36 | Blake Felix | Eastern League | Fort Worth, Texas | 6.5 years |
| 19 | Eric Gillam | Eastern League | Roscoe, Ill. | 7 years |
| 8 | John Libka | Eastern League | Ft. Gratiot, Mich. | 6 years |
| 27 | Dan Merzel | Eastern League | Philadelphia, Pa. | 5 years |
| 3 | Brian Peterson | Eastern League | Manchester, N.J. | 4 years |
| 50 | Charlie Ramos | Florida State League | Marshall, Mich. | 5 years |
| 30 | Jeremie Rehak | Eastern League | Monroeville, Pa. | 5 years |
| 7 | Sean Ryan | Eastern League | Waunakee, Wis. | 6 years |
| 18 | Jorge Teran | Eastern League | Barquisimeto, Venezuela | 5 years |
| 46 | Chris Tipton | Eastern League | Kissimmee, Fla. | 7 years |
| 54 | Alex Tosi | Eastern League | Lake Villa, Ill. | 5 years |
| 29 | Junior Valentine | Eastern League | Maryville, Tenn. | 5 years |
| 6 | Ryan Wills | Eastern League | Fredericksburg, Va. | 5 years |
| 18 | Michael Wiseman | Florida State League | White Lake, Mich. | 4 years |

2015 EASTERN LEAGUE MILEAGE CHART

| | AKR | ALT | BNG | BOW | ERI | HAR | NBR | NHM | POR | REA | RIC | TRE |
|-------------|-----|-----|-----|-----|-----|-----|-----|-----|-----|-----|-----|-----|
| Akron | - | 197 | 385 | 361 | 125 | 306 | 531 | 676 | 740 | 353 | 417 | 428 |
| Altoona | 197 | - | 223 | 186 | 199 | 121 | 370 | 514 | 578 | 179 | 263 | 242 |
| Binghamton | 385 | 223 | - | 298 | 266 | 182 | 226 | 295 | 403 | 153 | 400 | 178 |
| Bowie | 361 | 186 | 298 | - | 379 | 115 | 328 | 467 | 531 | 134 | 119 | 162 |
| Erie | 125 | 199 | 266 | 379 | - | 268 | 488 | 575 | 640 | 316 | 449 | 434 |
| Harrisburg | 306 | 121 | 182 | 115 | 268 | - | 281 | 420 | 484 | 62 | 217 | 125 |
| New Britain | 531 | 370 | 226 | 328 | 488 | 281 | - | 133 | 208 | 237 | 446 | 180 |
| New Hamp | 676 | 514 | 295 | 467 | 575 | 420 | 133 | - | 99 | 378 | 588 | 321 |
| Portland | 740 | 578 | 403 | 531 | 640 | 484 | 208 | 99 | - | 443 | 653 | 386 |
| Reading | 353 | 179 | 153 | 134 | 316 | 62 | 237 | 378 | 443 | - | 254 | 84 |
| Richmond | 417 | 263 | 400 | 119 | 449 | 217 | 446 | 588 | 653 | 254 | - | 273 |
| Trenton | 428 | 242 | 178 | 162 | 434 | 125 | 180 | 321 | 386 | 84 | 273 | - |

2015 EASTERN LEAGUE RECAP

FINAL 2014 STANDINGS E.L. WESTERN

| CLUB | W | L | PCT | GB |
|-----------------------------|----|----|------|------|
| # Richmond Flying Squirrels | 79 | 63 | .556 | -- |
| @ Akron RubberDucks | 73 | 69 | .514 | 6.0 |
| Bowie Baysox | 72 | 70 | .507 | 7.0 |
| Erie Seawolves | 71 | 71 | .500 | 8.0 |
| Altoona Curve | 61 | 81 | .430 | 18.0 |
| Harrisburg Senators | 53 | 89 | .373 | 26.0 |

FINAL 2014 STANDINGS E.L. EASTERN

| CLUB | W | L | PCT | GB |
|---------------------------|----|----|------|------|
| # Portland Sea Dogs | 88 | 54 | .620 | -- |
| @ Binghamton Mets | 83 | 59 | .585 | 5.0 |
| New Britain Rock Cats | 73 | 69 | .514 | 15.0 |
| Trenton Thunder | 67 | 75 | .472 | 21.0 |
| New Hampshire Fisher Cats | 66 | 76 | .465 | 22.0 |
| Reading Fightin Phils | 66 | 76 | .465 | 22.0 |

2014 E.L. POST-SEASON ALL STARS

| | |
|---------------------|--------------------------------|
| First Base | Christian Walker (Bowie) |
| Second Base | Devon Travis (Erie) |
| Third Base | Niuman Romero (Bowie) |
| Shortstop | Matt Duffy (Richmond) |
| Outfield | Michael Taylor (Harrisburg) |
| Outfield | Dariel Alvarez (Bowie) |
| Outfield | Steven Moya (Erie) |
| Catcher | Elias Diaz (Altoona) |
| Utility Player | Brian Burgamy (Binghamton) |
| Designated Hitter | Reynaldo Rodriguez (New Brit.) |
| RH Starting Pitcher | Adrian Sampson (Altoona) |
| LH Starting Pitcher | Henry Owens (Portland) |
| Relief Pitcher | Oliver Drake (Bowie) |

E.L. WESTERN DIVISIONAL PLAYOFFS

Richmond defeats Akron, 3-1

E.L. EASTERN DIVISIONAL PLAYOFFS

Binghamton defeats Portland, 3-2

E.L. CHAMPIONSHIP

Binghamton defeats Richmond, 3-0

2014 E.L. POST-SEASON AWARDS & HONORS

| | |
|----------------------|-----------------------------|
| Most Valuable Player | Steven Moya (Erie) |
| Pitcher of the Year | Henry Owens (Portland) |
| Manager of the Year | Billy McMillon (Portland) |
| Rookie of the Year | Michael Taylor (Harrisburg) |





The 2015 Eastern League All-Star Classic will take place at Hadlock Field as the Portland Sea Dogs will host the annual event in Portland, Maine. The All-Star festivities will take place on Wednesday, July 15, highlighted by the Eastern League All-Star Game at 7 p.m. This is the second time that Portland has hosted the Eastern League All-Star Game. The Sea Dogs last hosted the event in 2005.

An autograph session with the Western Division All-Stars will take place at 3 p.m. that afternoon, followed by an autograph session with the Eastern Division All-Stars at 4 p.m. Before the All-Star Game, the league's top sluggers will battle in the Eastern League Home Run Derby at 5:15 p.m., and fireworks will follow the game.

Each All-Star Game team will feature 24 of the top players in the Eastern League, with each team being represented by at least one pitcher and one position player from the league's twelve clubs. The rosters will be selected through a combination of fan voting and picks from managers, media, and team personnel.

BEFORE THEY WERE MAJOR LEAGUE STARS THEY WERE ON

BRETT GARDNER
New York Yankees
2007 Trotton Thunder
2009 World Series champion

MIKE TROUT
Los Angeles Angels
2010 Cedar Rapids Kernels
2014 AL Most Valuable Player

ADAM WAINWRIGHT
St. Louis Cardinals
2002 Memphis Redbirds
Three-time NL All-Star

JOSE BAUTISTA
Toronto Blue Jays
2005 Altoona Curve
Four-time AL All-Star

JOEY VOTTO
Cincinnati Reds
2007 Louisville Bats
2010 AL Most Valuable Player

PAUL GOLDSCHMIDT
Arizona Diamondbacks
2011 Mobile BayBears
Two-time NL All-Star

★★★★★FOLLOW THE STARS OF TOMORROW TODAY★★★★★

VISIT WATCH LISTEN DOWNLOAD

© 2015 Minor League Baseball. All MiLB copyrights and trademarks are used with permission. All rights reserved.

ORGANIZATION — 2015 CURVE — HISTORY/RECORDS — EASTERN LEAGUE — PHANTOM ORGANIZATION — GENERAL INFORMATION

ALTOONA CURVE MIDSEASON ALL-STAR

| | |
|---------------------------|---|
| 1999 (Mobile, Ala.) | Kevin Haverbusch (3B) |
| 2000 (Bowie, Md.) | Sam McConnell (LHP) |
| 2001 (Round Rock, Texas) | J.R. House (C) |
| 2002 (Norwich, Conn.) | Shawn Garrett (OF), Chris Spurling (RHP) |
| 2003 (New Britain, Conn.) | Sean Burnett (LHP), Jose Castillo (2B), Shawn Garrett (OF), Mike Johnston (LHP) Chan Perry (1B) |
| 2004 (Bowie, Md.) | Bryan Bullington (RHP), Chris Duffy (OF), Jeff Keppinger (2B), Ian Snell (RHP) |
| 2005 (Portland, Maine) | Jose Bautista (3B), Josh Bonifay (1B), Brady Borner (LHP), Rajai Davis (OF) Tom Gorzelanny (LHP) |
| 2006 (Altoona, Pa.) | Vic Buttler (OF), Landon Jacobsen (RHP), Brandon Knight (RHP), Simon Pond (1B) Brett Roneberg (OF), Shane Youman (LHP) |
| 2007 (Norwich, Conn.) | Dave Davidson (LHP) Luis Munoz (RHP), Steven Pearce (1B), Brian Peterson (C) Matt Peterson (RHP), Neil Walker (3B) |
| 2008 (Manchester, N.H.) | Pat Bresnehan (RHP), Jason Delaney (1B), Shelby Ford (2B)^, Yoslan Herrera (RHP)* Josh Shortslef (LHP) |
| 2009 (Trenton, N.J.) | Jason Delaney (OF), Brian Friday (SS), Daniel Moskos (LHP) |
| 2010 (Harrisburg, PA) | Chase d'Arnaud (SS), Hector Gimenez (C), Matt Hague (1B), Derek Hankins (RHP) Josh Harrison (INF), Rudy Owens (LHP) |
| 2011 (Manchester, N.H.) | Jeremy Farrell (3B), Brock Holt (2B), Jeff Locke (LHP), Starling Marte (CF) Aaron Pribanic (RHP) |
| 2012 (Reading, Pa.) | Vic Black (RHP), Ramon Cabrera (C), Brandon Cumpton (RHP), Brock Holt (SS) |
| 2013 (New Britain, Conn.) | Jarek Cunningham (2B), Ethan Hollingsworth (RHP), Casey Sadler (RHP)^ |
| 2014 (Altoona, Pa.) | Adalberto Santos (3B), Jameson Taillon (RHP)% Ryan Beckman (RHP), Elias Diaz (C), Willy Garcia (OF), Alen Hanson (SS) Kenn Kasperek (RHP), Drew Maggi (IF/OF), Adrian Sampson (RHP) |

* = Herrera was selected to play but did not because of a promotion to Pittsburgh
^ = Selected to play but did not because of an injury
% = Did not play
NOTE: From 1999-02 Curve players participated in the Double-A All-Star Game, which included players from the Eastern, Southern and Texas Leagues. The Eastern League began holding its own All-Star Game in 2003.

ALTOONA CURVE POST-SEASON ALL-STAR

| | | |
|------------------------------|------------------------------|------------------------------|
| 2000..... Wilson Guzman, LHP | 2005..... Jose Bautista, 3B | 2012..... Brock Holt, UTL |
| Adam Hyzdu, OF | 2006..... Vic Buttler, OF | 2013..... Alex Dickerson, OF |
| Sam McConnell, LHP | Shane Youman, LHP | 2014..... Elias Diaz, C |
| 2002..... Tony Alvarez, OF | 2007..... Matt Peterson, RHP | Adrian Sampson, RHP |
| Carlos Rivera, 1B | 2010..... Hector Gimenez, C | |
| 2003..... Sean Burnett, LHP | Rudy Owens, LHP | |
| 2004..... Jeff Keppinger, 2B | 2011..... Starling Marte, OF | |
| Ronny Paulino, C | | |
| Ian Snell, RHP | | |

EASTERN LEAGUE ROOKIE OF THE YEAR WINNERS



2011 - Starling Marte (Photo: Kevin Pataky)



2013 - Alex Dickerson (Photo: Kevin Pataky)



AKRON RUBBERDUCKS

300 South Main Street
Akron, OH 44308
Phone: (330) 253-5151
Fax: (330) 253-3300
akronrubberducks.com
@AkronRubberDuck

TEAM INFORMATION/PERSONNEL

First Year 1997
Ballpark Canal Park (cap. 7,630)
Field Dimensions LF-331, CF-400, RF-337
Affiliation Cleveland Indians (1997)
League Titles 4 ('03, '05, '09, '12)
Last Playoff Appearance 2014 (Lost ELDS)
2014 Record 73-69 (2nd - E.L. Western)
2014 Attendance 350,704 (4th in E.L.)

Chief Executive Officer Ken Babby
General Manager Jim Pfander
Media Contact Adam Liberman
Broadcasters Jim Clark, Dave Wilson

Manager David Wallace
Pitching Coach Jeff Harris
Hitting Coach Teony Mansolino
Athletic Trainer Jeremy Heller

Curve Hotel in Akron Radisson - Akron/Fairlawn
..... 200 Montrose W. Ave
..... Akron, OH 44321
..... PH: (330) 666-9300
..... FX: (330) 668-2270

2015 SERIES (22)

| at Altoona (12) | at Akron (10) |
|--------------------------------|-----------------------------------|
| April 16 (Thurs.) 6 p.m. | April 27 (Mon.) 6:35 p.m. |
| April 17 (Fri.) 6 p.m. | April 28 (Tues.) 6:35 p.m. |
| April 18 (Sat.) 6 p.m. | April 29 (Wed.) 12:05 p.m. |
| April 19 (Sun.) 1 p.m. | June 16 (Tues.) 7:05 p.m. |
| May 14 (Thurs.) 6 p.m. | June 17 (Wed.) 7:05 p.m. |
| May 15 (Fri.) 6 p.m. | June 18 (Thurs.) 12:05 p.m. |
| May 16 (Sat.) 6 p.m. | July 23 (Thurs.) 7:05 p.m. |
| May 17 (Sun.) 1 p.m. | July 24 (Fri.) 7:05 p.m. |
| July 30 (Thurs.) 7 p.m. | July 25 (Sat.) 7:05 p.m. |
| July 31 (Fri.) 7 p.m. | July 26 (Sun.) 2:05 p.m. |
| Aug. 1 (Sat.) 6 p.m. | |
| Aug. 2 (Sun.) 6 p.m. | |

CURVE vs. AKRON SERIES INFO

All-Time vs. Akron 150-186
at Altoona 87-89
at Akron 63-97
Postseason vs. Akron 5-9
2014 vs. Akron 6-14
at Altoona 3-7
at Akron 3-7
Best Record vs. Akron 16-4 (2004)
Worst Record vs. Akron 7-17 (2009)
Largest Margin of Victory 14 (4/20/06, 18-4)
Largest Margin of Defeat 12 (8/6/04, 16-4)



BINGHAMTON METS

211 Henry Street
Binghamton, NY 13901
Phone: (607) 723-6387
Fax: (607) 723-7779
bmets.com
@bmets

TEAM INFORMATION/PERSONNEL

First Year 1992
Ballpark NYSEG Stadium (cap. 6,012)
Field Dimensions LF-330, CF-400, RF-330
Affiliation New York Mets (1992)
League Titles 3 ('92, '94, '14)
Last Playoff Appearance 2014 (Won ELCS)
2014 Record 83-59 (2nd - E.L. Eastern)
2014 Attendance 171,279 (12th in E.L.)

President Michael Urda
General Manager Jim Weed
Media Contact Tim Heiman
Broadcaster Tim Heiman

Manager Pedro Lopez
Pitching Coach Glenn Abbott
Hitting Coach Luis Natera
Athletic Trainer Deb Iwanow

Curve Hotel in Binghamton. Best Western-Johnson City
..... 569 Harry L. Drive
..... Johnson City, NY 13790
..... PH: (607) 729-9194
..... FX: (607) 729-3205

2015 SERIES (10)

| at Altoona (6) | at Binghamton (4) |
|-------------------------------|--------------------------------|
| May 29 (Fri.) 6 p.m. | Sept. 4 (Fri.) 7:05 p.m. |
| May 30 (Sat.) 6 p.m. | Sept. 5 (Sat.) 7:05 p.m. |
| May 31 (Sun.) 6 p.m. | Sept. 6 (Sun.) 6:35 p.m. |
| Aug. 11 (Tues.) 7 p.m. | Sept. 7 (Mon.) 1:05 p.m. |
| Aug. 12 (Wed.) 7 p.m. | |
| Aug. 13 (Thurs.) 7 p.m. | |

CURVE vs. BINGHAMTON SERIES INFO

All-Time vs. Binghamton 69-70
at Altoona 36-30
at Binghamton 33-40
Postseason vs. Binghamton N/A
2014 vs. Binghamton 4-6
at Altoona 3-4
at Binghamton 1-2
Best Record vs. Binghamton 6-2 (2003)
Worst Record vs. Binghamton 2-6 (2008)
Largest Margin of Victory 9, (6/17/12, 15-6)
Largest Margin of Defeat 11 (5/29/00, 11-0)





BOWIE BAYSOX

4101 NE Crain Highway
Bowie, MD 20716
Phone: (301) 805-6000
Fax: (301) 464-4911
baysox.com
@BowieBaysox

TEAM INFORMATION/PERSONNEL

First Year 1993
Ballpark Prince George's Stadium (cap. 10,000)
Field Dimensions LF-309, CF-405, RF-309
Affiliation Baltimore Orioles (1993)
League Titles None
Last Playoff Appearance 2012 (Lost in ELDS)
2014 Record 72-70 (3rd - E.L. Western)
2014 Attendance 248,630 (10th in E.L.)

Ownership Maryland Baseball Holding, LLC.
General Manager Brian Shallcross
Media Contact Matt Wilson
Broadcaster Adam Pohl

Manager Gary Kendall
Pitching Coach Alan Mills
Field Coach Keith Bodie
Athletic Trainer Pat Wesley

Curve Hotel in Bowie Best Western Annapolis
..... 2520 Riva Road
..... Annapolis, MD 21401
..... PH: (410) 224-2800
..... FX: (410) 266-5539

2015 SERIES (14)

| at Altoona (7) | | at Bowie (7) | |
|--------------------------------|----------------------------------|--------------|--|
| May 11 (Mon.) 6 p.m. | Aug. 21 (Fri.) 7:05 p.m. | | |
| May 12 (Tues.) 6 p.m. | Aug. 22 (Sat.) 6:35 p.m. | | |
| May 13 (Wed.) 10:30 a.m. | Aug. 23 (Sun.) 2:05 p.m. | | |
| July 10 (Fri.) 7 p.m. | Aug. 31 (Mon.) 7:05 p.m. | | |
| July 11 (Sat.) 6 p.m. | Sept. 1 (Tues.) 7:05 p.m. | | |
| July 12 (Sun.) 6 p.m. | Sept. 2 (Wed.) 7:05 p.m. | | |
| July 13 (Mon.) 12 p.m. | Sept. 3 (Thurs.) 7:05 p.m. | | |

CURVE vs. BOWIE SERIES INFO

All-Time vs. Bowie 134-135
at Altoona 67-71
at Bowie 67-64
Postseason vs. Bowie N/A
2014 vs. Bowie 11-8
at Altoona 4-3
at Bowie 7-5
Best Record vs. Bowie 13-7 (2002)
Worst Record vs. Bowie 1-5 (2013)
Largest Margin of Victory 12 (8/22/04, 12-0)
Largest Margin of Defeat 16 (8/1/08, 19-3)



ERIE SEAWOLVES

110 East 10th Street
Erie, PA 16501
Phone: (814) 456-1300
Fax: (814) 456-7520
seawolves.com
@erie_seawolves

TEAM INFORMATION/PERSONNEL

First Year 1999
Ballpark Jerry Uht Park (cap. 6,952)
Field Dimensions LF-312, CF-400, RF-328
Affiliation Detroit Tigers (2001)
League Titles None
Last Playoff Appearance 2013 (Lost in ELDS)
2014 Record 71-71 (4th - E.L. Western)
2014 Attendance 209,299 (11th in E.L.)

Ownership Mandalay Baseball Properties
General Manager Greg Coleman
Media Contact Greg Gania
Broadcaster Greg Gania

Manager Lance Parrish
Pitching Coach Mike Henneman
Hitting Coach Gerald Perry
Athletic Trainer T.J. Saunders

Curve Hotel in Erie Bel-Aire Clarion Hotel
..... 2800 West 8th Street
..... Erie, PA 16505
..... PH: (814) 833-1116
..... FX: (814) 838-3242

2015 SERIES (20)

| at Altoona (10) | | at Erie (10) | |
|-------------------------------|----------------------------------|--------------|--|
| May 1 (Fri.) 6 p.m. | April 24 (Fri.) 6:35 p.m. | | |
| May 2 (Sat.) 6 p.m. | April 25 (Sat.) 4:05 p.m. | | |
| May 3 (Sun.) 1 p.m. | April 26 (Sun.) 1:35 p.m. | | |
| June 23 (Tues.) 7 p.m. | June 5 (Fri.) 7:05 p.m. | | |
| June 24 (Wed.) 7 p.m. | June 6 (Sat.) 7:05 p.m. | | |
| June 25 (Thurs.) 7 p.m. | June 7 (Sun.) 1:35 p.m. | | |
| June 26 (Fri.) 7 p.m. | June 8 (Mon.) 7:05 p.m. | | |
| July 20 (Mon.) 7 p.m. | July 7 (Tues.) 7:05 p.m. | | |
| July 21 (Tues.) 7 p.m. | July 8 (Wed.) 7:05 p.m. | | |
| July 22 (Wed.) 7 p.m. | July 9 (Thurs.) 12:35 p.m. | | |

CURVE vs. ERIE SERIES INFO

All-Time vs. Erie 159-165
at Altoona 73-82
at Erie 86-83
Postseason vs. Erie 3-0
2014 vs. Erie 7-15
at Altoona 4-7
at Erie 3-8
Best Record vs. Erie 13-6 (2006)
Worst Record vs. Erie 7-15 (2014)
Largest Margin of Victory 12 (7/28/02, 14-2)
Largest Margin of Defeat 17 (7/7/09, 19-2)





HARRISBURG SENATORS

Metro Bank Park / City Island
Harrisburg, PA 17101
Phone: (717) 231-4444
Fax: (717) 231-4445
senatorsbaseball.com
@HbgSenators

TEAM INFORMATION/PERSONNEL

First Year 1987
Ballpark Metro Bank Park (cap. 6,302)
Field Dimensions LF-330, CF-400, RF-335
Affiliation Washington Nationals (1991)
League Titles 6 ('87, '93, '96, '97, '98, '99)
Last Playoff Appearance 2013 (Lost in ELCS)
2014 Record 53-89 (6th - E.L. Western)
2014 Attendance 273,645 (8th in E.L.)

President Kevin Kulp
General Manager Randy Whitaker
Media Contact Terry Byrom
Broadcasters Terry Byrom

Manager Brian Daubach
Pitching Coach Chris Michalak
Hitting Coach Mark Harris
Athletic Trainer Eric Montague

Curve Hotel in Harrisburg Park Inn Harrisburg West
..... 5401 Carlisle Pike
..... Mechanicsburg, PA 17050
..... PH: (800) 772-7829
..... FX: (717) 697-5917

2015 SERIES (20)

| at Altoona (10) | at Harrisburg (10) |
|-------------------------------|----------------------------------|
| April 20 (Mon.) 6 p.m. | April 9 (Thurs.) 6:30 p.m. |
| April 21 (Tues.) 6 p.m. | April 10 (Fri.) 6:30 p.m. |
| April 22 (Wed.) 6 p.m. | April 11 (Sat.) 6 p.m. |
| June 19 (Fri.) 7 p.m. | April 12 (Sun.) 1:30 p.m. |
| June 20 (Sat.) 6 p.m. | May 8 (Fri.) 6:30 p.m. |
| June 21 (Sun.) 6 p.m. | May 9 (Sat.) 6 p.m. |
| June 22 (Mon.) 7 p.m. | May 10 (Sun.) 1:30 p.m. |
| July 4 (Sat.) 7 p.m. | June 27 (Sat.) 6 p.m. |
| July 5 (Sun.) 6 p.m. | June 28 (Sun.) 5 p.m. |
| July 6 (Mon.) 7 p.m. | June 29 (Mon.) 7 p.m. |

CURVE vs. HARRISBURG SERIES INFO

All-Time vs. Harrisburg 158-131
at Altoona 86-50
at Harrisburg 72-81
Postseason vs. Harrisburg 3-1
2014 vs. Harrisburg 10-4
at Altoona 7-0
at Harrisburg 3-4
Best Record vs. Harrisburg 10-4 (2014)
Worst Record vs. Harrisburg 3-7 (2011)
Largest Margin of Victory ... 122x, last - (8/7/10, 18-6)
Largest Margin of Defeat 12 (5/13/99, 13-1)



NEW BRITAIN ROCK CATS

230 John Karbonic Way
New Britain, CT 06051
Phone: (860) 224-8383
Fax: (860) 225-6267
rockcats.com
@RockCats

TEAM INFORMATION/PERSONNEL

First Year 1983
Ballpark New Britain Stadium (cap. 6,146)
Field Dimensions LF-330, CF-400, RF-330
Affiliation Colorado Rockies (2015)
League Titles 2 ('83, '01)
Last Playoff Appearance 2009 (Lost in ELDS)
2014 Record 73-69 (3rd - E.L. Eastern)
2014 Attendance 302,865 (7th in E.L.)

Directors Josh & Jim Solomon, Jennifer Goorno
General Manager Tim Restall
Media Contact Jeff Dooley
Broadcaster Jeff Dooley

Manager Darin Everson
Pitching Coach Dave Burba
Hitting Coach Jeff Salazar
Athletic Trainer Billy Whitehead

Curve Hotel in New Britain Holiday Inn Express
..... 120 Laning Street
..... Southington, CT 06489
..... PH: (860) 276-0736
..... FX: (860) 276-9405

2015 SERIES (9)

| at Altoona (3) | at New Britain (6) |
|--------------------------------|-----------------------------------|
| June 2 (Tues.) 7 p.m. | June 26 (Tues.) 6:35 p.m. |
| June 3 (Wed.) 10:30 a.m. | June 27 (Wed.) 6:30 p.m. |
| June 4 (Thurs.) 7 p.m. | June 28 (Thurs.) 10:35 a.m. |
| | Aug. 4 (Tues.) 7:05 p.m. |
| | Aug. 5 (Wed.) 7:05 p.m. |
| | Aug. 6 (Thurs.) 12:05 p.m. |

CURVE vs. NEW BRITAIN SERIES INFO

All-Time vs. New Britain 60-49
at Altoona 31-22
at New Britain 29-27
Postseason vs. New Britain N/A
2014 vs. New Britain 4-5
at Altoona 1-2
at New Britain 3-3
Best Record vs. New Britain ... 5-1, 2x, last - (2010)
Worst Record vs. New Britain 2-5 (2001)
Largest Margin of Victory 13 (8/10/11, 14-1)
Largest Margin of Defeat 12 2x (8/24/14, 12-0)





NEW HAMPSHIRE FISHER CATS

1 Line Drive
Manchester, NH 03101
Phone: (603) 641-2005
Fax: (603) 641-2055
nhfishercats.com
@fishercats

TEAM INFORMATION/PERSONNEL

First Year 2004
Ballpark Northeast Delta Dental Stadium (cap. 6,500)
Field Dimensions LF-326, CF-400, RF-306
Affiliation Toronto Blue Jays (2004)
League Titles 2 (2004, 2011)
Last Playoff Appearance 2011 (Won ELCS)
2014 Record 66-76 (5th - E.L. Eastern)
2014 Attendance 340,299 (5th in E.L.)

Owner, Managing Partner Art Solomon
President/General Manager Rick Brenner
Media Contact Tom Gauthier
Broadcasters Tom Gauthier, Bob Lipman

Manager Bobby Meacham
Pitching Coach Bob Stanley
Hitting Coach Stubby Clapp
Athletic Trainer Robert Tarpey

Curve Hotel in Manchester Country Inn & Suites
..... 250 River Rd.
..... Bedford, N.H. 03110
..... PH: (603) 666-4600
..... FX: (603) 666-3200

2015 SERIES (7)

| at Altoona (3) | | at New Hampshire (4) | |
|----------------|-------------|----------------------|----------------|
| June 12 (Fri.) |7 p.m. | May 22 (Fri.) |7:05 p.m. |
| June 13 (Sat.) |6 p.m. | May 23 (Sat.) |5:35 p.m. |
| June 14 (Sun.) |6 p.m. | May 24 (Sun.) |6:35 p.m. |
| | | May 25 (Mon.) |1:35 p.m. |



PORTLAND SEA DOGS

271 Park Avenue
Portland, ME 04102
Phone: (207) 874-9300
Fax: (207) 780-0317
seadogs.com
@PortlandSeaDogs

TEAM INFORMATION/PERSONNEL

First Year 1994
Ballpark Hadlock Field (cap. 7,368)
Field Dimensions LF-315, CF-400, RF-335
Affiliation Boston Red Sox (2003)
League Titles 1 (2006)
Last Playoff Appearance 2014 (Lost in ELDS)
2014 Record 88-54 (1st - E.L. Eastern)
2014 Attendance 359,427 (3rd in E.L.)

Chairman Bill Burke
President Charlie Eshbach
Media Contact Chris Cameron
Broadcaster Mike Antonellis

Manager Billy McMillon
Pitching Coach Kevin Walker
Hitting Coach Dave Jopie
Athletic Trainer Brandon Henry

Curve Hotel in Portland Fireside Inn & Suites
..... 81 Riverside St.
..... Portland, ME 04103
..... PH: (207) 774-5601
..... FX: (207) 774-6668

2015 SERIES (6)

| at Altoona (3) | | at Portland (3) | |
|------------------|-------------|-----------------|-------------|
| Aug. 18 (Tues.) |7 p.m. | May 19 (Tues.) |6 p.m. |
| Aug. 19 (Wed.) |7 p.m. | May 20 (Wed.) |6 p.m. |
| Aug. 20 (Thurs.) |7 p.m. | May 21 (Thurs.) |6 p.m. |

CURVE vs. NEW HAMPSHIRE SERIES INFO

All-Time vs. New Hampshire 35-33
at Altoona 17-18
at Manchester 18-15
Postseason vs. New Hampshire 0-3
2015 vs. New Hampshire 1-5
at Altoona 0-3
at Manchester 1-2
Best Record vs. New Hampshire 7-0 (2013)
Worst Record vs. New Hampshire 1-5 (2014)
Largest Margin of Victory 12 (8/15/08, 12-0)
Largest Margin of Defeat 9 (8/18/11, 11-2)

CURVE vs. PORTLAND SERIES INFO

All-Time vs. Portland 51-50
at Altoona 29-23
at Portland 22-27
Postseason vs. Portland N/A
2014 vs. Portland 1-5
at Altoona 0-2
at Portland 1-3
Best Record vs. Portland 6-1 (2000)
Worst Record vs. Portland 1-5 (2014)
Largest Margin of Victory 10, 2x, last (8/3/00, 12-2)
Largest Margin of Defeat 11, (8/14/12, 13-2)





READING FIGHTIN PHILS

1900 South Centre Ave.
Reading, PA 19605
Phone: (610) 375-8469
Fax: (610) 373-5868
fightins.com
@ReadingFightins

TEAM INFORMATION/PERSONNEL

First Year 1952
Ballpark FirstEnergy Stadium (cap. 9,000)
Field Dimensions LF-330, CF-400, RF-330
Affiliation Philadelphia Phillies (1967)
League Titles 5 ('57, '68, '73, '95, '01)
Last Playoff Appearance 2012 (Lost in ELDS)
2014 Record 66-76 (6th - E.L. Eastern)
2014 Attendance 394,458 (2nd in E.L.)

Owner Craig Stein
General Manager Scott Hunsicker
Media Contact Eric Scarcella
Broadcaster Mike Ventola

Manager Dusty Wathan
Pitching Coach Dave Lundquist
Hitting Coach Frank Cacciatore
Athletic Trainer Jonathan May

Curve Hotel in Reading Crowne Plaza Reading
..... 1741 Papermill Road
..... Wyomissing, PA 19610
..... PH: (610) 376-3811
..... FX: (610) 375-7562

2015 SERIES (6)

| at Altoona (3) | | at Reading (3) | |
|----------------------|--------|-----------------------|-----------|
| Aug. 24 (Mon.)..... | 7 p.m. | June 9 (Tues.)..... | 7:05 p.m. |
| Aug. 25 (Tues.)..... | 7 p.m. | June 10 (Wed.)..... | 7:05 p.m. |
| Aug. 26 (Wed.)..... | 7 p.m. | June 11 (Thurs.)..... | 7:05 p.m. |

CURVE vs. READING SERIES INFO

All-Time vs. Reading 127-138
at Altoona 72-65
at Reading 55-73
Postseason vs. Reading N/A
2014 vs. Reading 2-4
at Altoona 1-2
at Reading 1-2
Best Record vs. Reading 15-5 (2004)
Worst Record vs. Reading 6-14 (2002)
Largest Margin of Victory 11 (8/10/14, 13-2)
Largest Margin of Defeat 13 (7/6/00, 14-1)



RICHMOND FLYING SQUIRRELS

3001 N. Boulevard
Richmond, VA 23230
Phone: (804) 359-3866
Fax: (804) 359-1373
squirrelsbaseball.com
@gosquirrels

TEAM INFORMATION/PERSONNEL

First Year 2010
Ballpark The Diamond (cap. 10,500)
Field Dimensions LF-330, CF-402, RF-330
Affiliation San Francisco Giants (1995)
League Titles N/A
Last Playoff Appearance 2014 (Lost in ELCS)
2014 Record 79-63 (1st - E.L. Western)
2014 Attendance 418,147 (1st in E.L.)

Ex. President/CEM Chuck Domino
VP/C.O.O. Todd "Parney" Parnell
Media Contact Jon Laaser, Jay Burnham
Broadcasters Jon Laaser, Jay Burnham

Manager Jose Alguacil
Pitching Coach Steve Kline
Hitting Coach Ken Joyce
Athletic Trainer David Getsoff

Curve Hotel in Richmond Comfort Suites
..... 10601 Telegraph Rd.
..... Glen Allen, VA 23059
..... PH: (804) 262-2000
..... FX: (804) 612-3262

2015 SERIES (20)

| at Altoona (10) | | at Richmond (10) | |
|----------------------|------------|-----------------------|------------|
| May 4 (Mon.)..... | 6 p.m. | April 13 (Mon.)..... | 6:35 p.m. |
| May 5 (Tues.)..... | 6 p.m. | April 14 (Tues.)..... | 6:35 p.m. |
| May 6 (Wed.)..... | 6 p.m. | April 15 (Wed.)..... | 10:35 a.m. |
| May 7 (Thurs.)..... | 10:30 a.m. | July 16 (Thurs.)..... | 7:05 p.m. |
| July 27 (Mon.)..... | 7 p.m. | July 17 (Fri.)..... | 7:05 p.m. |
| July 28 (Tues.)..... | 7 p.m. | July 18 (Sat.)..... | 6:05 p.m. |
| July 29 (Wed.)..... | 12 p.m. | July 19 (Sun.)..... | 1:35 p.m. |
| Aug. 7 (Fri.)..... | 7 p.m. | Aug. 14 (Fri.)..... | 7:05 p.m. |
| Aug. 8 (Sat.)..... | 6 p.m. | Aug. 15 (Sat.)..... | 6:05 p.m. |
| Aug. 9 (Sun.)..... | 6 p.m. | Aug. 16 (Sun.)..... | 1:35 p.m. |

CURVE vs. RICHMOND SERIES INFO

All-Time vs. Richmond 56-50
at Altoona 39-22
at Richmond 17-28
Postseason vs. Richmond N/A
2014 vs. Richmond 10-11
at Altoona 9-5
at Richmond 1-6
Best Record vs. Richmond 16-10 (2010)
Worst Record vs. Richmond 8-9 (2011)
Largest Margin of Victory 12 (8/24/13(2), 13-1)
Largest Margin of Defeat 11, 2x, last (5/27/13, 13-2)





TRENTON THUNDER

One Thunder Road
Trenton, NJ 08611
Phone: (609) 394-3300
Fax: (609) 394-9666
trentonthunder.com
@TrentonThunder

TEAM INFORMATION/PERSONNEL

First Year 1994
Ballpark Arm & Hammer Park (cap. 6,440)
Field Dimensions LF-330, CF-407, RF-330
Affiliation New York Yankees (2003)
League Titles 3 (2007, 2008, 2013)
Last Playoff Appearance 2013 (Won ELCS)
2013 Record 67-75 (4th - E.L. Eastern)
2013 Attendance 361,369 (6th in E.L.)

Ownership Garden State Baseball, LLP
General Manager/C.O.O. Will Smith
Media Contact Adam Giardino, Jon Mozes
Broadcasters Adam Giardino, Jon Mozes

Manager Al Pedrique
Pitching Coach Jose Rosado
Hitting Coach P.J. Pilittere
Coach Michel Hernandez
Athletic Trainer Lee Meyer

Curve Hotel in Trenton Wyndham Garden
..... 1 W. Lafayette St.
..... Trenton, NJ 08608
..... PH: (609) 421-4000
..... FX: (609) 421-6002

2015 SERIES (8)

| at Altoona (3) | | at Trenton (4) | |
|------------------|--------|-----------------|--------|
| Aug. 27 (Thurs.) | 7 p.m. | June 30 (Tues.) | 7 p.m. |
| Aug. 28 (Fri.) | 7 p.m. | July 1 (Wed.) | 7 p.m. |
| Aug. 29 (Sat.) | 6 p.m. | July 2 (Thurs.) | 7 p.m. |
| Aug. 30 (Sun.) | 6 p.m. | July 3 (Fri.) | 7 p.m. |

CURVE vs. TRENTON SERIES INFO

All-Time vs. Trenton 74-70
at Altoona 44-28
at Trenton 30-42
Postseason vs. Trenton 3-1
2014 vs. Trenton 5-4
at Altoona 2-1
at Trenton 3-3
Best Record vs. Trenton 6-1 (2006)
Worst Record vs. Trenton 2-5 (2000)
Largest Margin of Victory 12 8/22/12, 14-2
Largest Margin of Defeat 13 (5/6/05, 16-3)



EASTERN LEAGUE

30 Danforth Street, Suite #208
Portland, ME 04101
Phone: (207) 761-2700
Fax: (207) 761-7064
easternleague.com
@EasternLeague

LEAGUE INFORMATION/PERSONNEL

League Name The Eastern League of Professional Baseball Clubs, Inc.
Year Founded 1923
Address 30 Danforth St., Suite 208
Portland, ME 04101
Phone (207) 761-7200
Fax (207) 761-7064
E-mail elpb@easternleague.com

President Joe McEacharn (13th season)
Assistant to the President Bill Rosario
Rosario E-mail brosarior@easternleague.com

Divisional Alignment

Western Akron, Altoona, Bowie, Erie
Harrisburg, Richmond
Eastern Binghamton, New Britain,
New Hampshire, Portland, Reading, Trenton

Schedule 142 games (unbalanced schedule)
Opening Day/Last Game April 9/September 7
Playoffs Begin September xx
All-Star Break July 14-15
All-Star Game July 15, Portland, Maine
Roster Limit 25

Playoff Format

Divisional Playoffs - Top two teams in each division will play a best-of-five series with a 2-3 format with division champ hosting games 3-5
Championship Series - Winners of two divisional series play in a best-of-five series with a 2-3 format.
Eastern Division hosts first two games in odd numbered years...Western Division hosts first two games in even numbered years.

Tiebreakers

- Ties for first place are broken on head-to-head records.
- Ties for second place broken by one-game playoff to be hosted by team with best head-to-head record.

League Statistician

MLB Advanced Media - 75 Ninth Ave., 5th Floor - New York, NY 10011

Statistical Minimums

Batting Title (383 minimum PA)
ERA Title (114 minimum IP)



PIRATES ORGANIZATION

Pirates president Frank Coonelly announces a four-year extension of the Player Development Contract (PDC) between the Curve and Pirates at the 2013 Pirates-Curve Exhibition Game.

Photo:
Mark Olson





PITTSBURGH PIRATES BASEBALL CLUB
PNC PARK AT NORTH SHORE
115 FEDERAL STREET
PITTSBURGH, PA 15212
(412) 323-5000
www.pirates.com

EXECUTIVE

| | |
|--|----------------|
| Chairman | Bob Nutting |
| President..... | Frank Coonelly |
| VP and General Counsel | Bryan Stroh |
| Executive Vice President & Chief Financial Officer | Jim Plake |
| Executive Vice President & PNC Park General Manager..... | Dennis DaPra |
| Senior Vice President, Community & Public Affairs | Patty Paytas |

BASEBALL OPERATIONS

| | |
|--|-----------------|
| Senior Vice President, General Manager..... | Neal Huntington |
| Assistant General Manager..... | Greg Smith |
| Assistant General Manager..... | Kyle Stark |
| Major League Scout..... | Mike Basso |
| Major League Scout..... | Robert Minor |
| Major League Scout..... | Steve Williams |
| Special Assistant to the General Manager | Jim Benedict |
| Special Assistant to the General Manager | Marc DelPiano |
| Special Assistant to the General Manager | Jax Robertson |
| Special Assistant to the General Manager | Doug Strange |

PLAYER DEVELOPMENT

| | |
|---|------------------|
| Director of Minor League Operations | Larry Broadway |
| Coordinator of Minor League Operations | Diane DePasquale |
| Senior Director, Florida Operations | Trevor Gooby |
| Minor League Field Coordinator | Frank Kremblas |
| Coordinator of Instruction..... | Dave Turgeon |
| Minor League Infield Coordinator | Gary Green |
| Minor League Pitching Coordinator | Scott Mitchell |
| Minor League Hitting Coordinator | Larry Sutton |
| Minor League Outfield/Baserunning Coordinator | Kimera Bartee |
| Minor League Athletic Training Coordinator | Carl Randolph |
| Sport Performance Coordinator | Carlo Alvarez |



Owner Bob Lozinak dons the Pittsburgh Pirates cap at a press conference announcing the Curve's affiliation with the Bucs back in 1998

2014 PIRATES MINOR LEAGUE ORGANIZATIONAL LEADERS

BATTING AVERAGE (Min. 2.7 PA/Team Games)

| | | |
|---------------|---------|------|
| Josh Bell | BRD/ALT | .325 |
| Elias Diaz | ALT | .312 |
| Henry Rosario | GCL | .301 |
| Jose Osuna | BRD | .296 |
| Tito Polo | GCL | .291 |



ERA (Min. 0.8 IP/Team Games)

| | | |
|-----------------|---------|------|
| Tyler Glasnow | BRD | 1.74 |
| Montana DuRapau | JAM | 2.21 |
| Tyler Eppler | JAM | 2.49 |
| Adrian Sampson | ALT/IND | 2.96 |
| Casey Sadler | IND | 3.03 |

HOME RUNS

| | | |
|---------------|-----|----|
| JaCoby Jones | WVA | 23 |
| Stetson Allie | ALT | 21 |
| Willy Garcia | ALT | 18 |
| Keon Broxton | ALT | 15 |
| Matt Hague | IND | 14 |



WINS

| | | |
|-----------------|---------|----|
| Chad Kuhl | BRD | 13 |
| Tyler Glasnow | BRD | 12 |
| Casey Sadler | IND | 11 |
| Adrian Sampson | ALT/IND | 11 |
| Two others tied | | 8 |

RBI

| | | |
|----------------|---------|----|
| Edwin Espinal | WVA | 71 |
| JaCoby Jones | WVA | 70 |
| Matt Hague | IND | 66 |
| Mel Rojas, Jr. | ALT/IND | 66 |
| Willy Garcia | ALT | 63 |



SAVES

| | | |
|-------------------|---------|----|
| Yhonathan Barrios | BRD | 15 |
| Kenn Kasperek | ALT/IND | 13 |
| Andy Oliver | IND | 13 |
| Bryton Trepagnier | BRD | 9 |
| Josh Smith | BRD | 8 |

STOLEN BASES

| | | |
|----------------|-----|----|
| Drew Maggi | ALT | 37 |
| Chase d'Arnaud | IND | 30 |
| Keon Broxton | ALT | 25 |
| Alen Hanson | ALT | 25 |
| Jeff Roy | WVA | 24 |



STRIKEOUTS

| | | |
|----------------|---------|-----|
| Tyler Glasnow | BRD | 157 |
| Buddy Borden | WVA | 122 |
| Nick Kingham | ALT/IND | 119 |
| Adrian Sampson | ALT/IND | 109 |
| Adam Wilk | IND | 106 |



Triple-A - International League INDIANAPOLIS INDIANS

501 West Maryland Street
Indianapolis, IN 46225
Phone: (317) 269-3542
Fax: (317) 269-3541
indyindians.com
@indyindians



High-A - Florida State League BRADENTON MARAUDERS

1701 27th Street East
Bradenton, FL 34208
Phone: (941) 747-3031
Fax: (941) 747-9442
bradentonmarauders.com
@The_Marauders

2015 COACHING STAFF/TEAM PERSONNEL

MANAGER



DEAN TREANOR

PITCHING COACH



STAN KYLES

HITTING COACH



BUTCH WYNEGAR

MEDIA CONTACT: CHRIS ROBINSON (CROBINSON@INDYINDIANS.COM)

2015 COACHING STAFF/TEAM PERSONNEL

MANAGER



MICHAEL RYAN

PITCHING COACH



SCOTT ELARTON

HITTING COACH



RYAN LONG

MEDIA CONTACT: NATE MARCH (NATHAN.MARCH@PIRATES.COM)






Low-A - South Atlantic League **WEST VIRGINIA POWER**

601 Morris St. Suite 201
Charleston, WV 25301
Phone: (304) 344-BATS (2287)
Fax: (304) 344-0083
wvpower.com
@wv_power

2015 COACHING STAFF/TEAM PERSONNEL

MANAGER



BRIAN ESPOSITO

PITCHING COACH



MARK DIFELICE

HITTING COACH



KEONI DE RENNE

MEDIA CONTACT: ADAM MARCO (AMARCO@WVPOWER.COM)



Short-Season-A - New York-Penn League **WEST VIRGINIA BLACK BEARS**

601 Morris St. Suite 201
Charleston, WV 25301
Phone: (304) 344-BATS (2287)
Fax: (304) 344-0083
westvirginiablackbears.com
@WVBlackBears

2015 COACHING STAFF/TEAM PERSONNEL

MANAGER



WYATT TOREGAS

PITCHING COACH



TOM FILER

HITTING COACH



JONATHAN PRIETO

CONTACT: JOHN POGORZELSKI (JPOGORZELSKI@WESTVIRGINIABLACKBEARS.COM)



Short-Season Rookie - Appalachian League **BRISTOL PIRATES**

1501 Euclid Ave.
Bristol, VA 24201
Phone: (276) 206-9946
Fax: (276) 669-7686
www.bristolpiratesbaseball.com
@PiratesNBristol

2015 COACHING STAFF/TEAM PERSONNEL

MANAGER



EDGAR VARELA

PITCHING COACH



JEFF JOHNSON

HITTING COACH



AUSTIN MCCLUNE

MEDIA CONTACT: LUCAS HOBBS (MARKETING@BRISTOLBASEBALL.COM)



Rookie - Gulf Coast League **GCL PIRATES**

1701 27th Street East
Bradenton, FL 34208
Phone: (941) 747-3031
Fax: (941) 747-9549

2015 COACHING STAFF/TEAM PERSONNEL

MANAGER



MILVER REYES

PITCHING COACH



ELVIN NINA

HITTING COACH



KORY DeHAAN



GENERAL INFORMATION

The Curve organization set a franchise record with 10,116 fans in attendance at the 2013 Pirates-Curve Exhibition Game. The Curve have won both exhibition games that have been played between the two teams.

Photo:
Jeremy Boland
Moments Photog.



YEARLY ATTENDANCE TOTALS

| YEAR | OPENINGS | TOTAL ATTENDANCE | AVG. ATTENDANCE |
|---------------|-------------|------------------|-----------------|
| 2014 | 67 | 275,823 | 4,416 |
| 2013 | 68 | 286,227 | 4,209 |
| 2012 | 63 | 270,613 | 4,295 |
| 2011 | 68 | 285,906 | 4,205 |
| 2010 | 69 | 286,321 | 4,150 |
| 2009 | 64 | 275,945 | 4,311 |
| 2008 | 67 | 346,973 | 5,179 |
| 2007 | 67 | 356,339 | 5,318 |
| 2006 | 66 | 365,407 | 5,536 |
| 2005 | 71 | 390,239 | 5,496 |
| 2004 | 66 | 394,062 | 5,970 |
| 2003 | 65 | 365,376 | 5,621 |
| 2002 | 69 | 363,871 | 5,273 |
| 2001 | 68 | 348,316 | 5,122 |
| 2000 | 66 | 333,968 | 5,060 |
| 1999 | 69 | 323,932 | 4,695 |
| TOTALS | 1073 | 5,269,318 | 4,910 |

NOTE: Figures do not include the 7,346 fans the Curve drew for their May 15, 2000 exhibition vs. Pittsburgh, the 9,308 who attended the 2006 E.L. All-Star Game, the franchise-record 10,116 who attended the Pirates-Curve Exhibition on March 30, 2013 or the 63,294 fans who attended the Curve's 14 E.L. playoff games at Peoples Natural Gas Field from 2003-06 and in 2010

2014 E.L. ATTENDANCE (by average)

| TEAM | BALLPARK | CAPACITY | TOTAL | OPENINGS | AVERAGE |
|---------------------------|----------------------------------|--------------|----------------|-----------|--------------|
| Richmond Flying Squirrels | The Diamond | 10,500 | 418,147 | 66 | 6,336 |
| Reading Fightin Phils | FirstEnergy Stadium | 9,000 | 394,458 | 68 | 5,801 |
| Portland Sea Dogs | Hadlock Field | 5,788 | 359,427 | 65 | 5,530 |
| Akron RubberDucks | Canal Park | 9,447 | 350,704 | 68 | 5,157 |
| New Hampshire Fisher Cats | Northeast Delta Dental Stadium | 6,500 | 340,299 | 66 | 5,156 |
| Trenton Thunder | Arm & Hammer Park | 6,440 | 361,369 | 71 | 5,090 |
| New Britain Rock Cats | New Britain Stadium | 6,146 | 302,865 | 68 | 4,454 |
| Harrisburg Senators | Metro Bank Park | 6,302 | 273,645 | 66 | 4,146 |
| Altoona Curve | Peoples Natural Gas Field | 7,210 | 275,645 | 67 | 4,117 |
| Bowie Baysox | Prince George's Stadium | 10,000 | 248,630 | 69 | 3,603 |
| Erie SeaWolves | Jerry Uht Park | 6,952 | 209,299 | 67 | 3,124 |
| Binghamton Mets | NYSEG Stadium | 6,012 | 171,279 | 64 | 2,676 |

CURVE ALL-TIME
MONTHLY ATTENDANCE

| MONTH | TOTAL | OPENINGS | AVERAGE | DAY | TOTAL | OPENINGS | AVERAGE |
|--------------|------------------|-------------|--------------|--------------|------------------|-------------|--------------|
| April | 633,645 | 174 | 3,641 | Monday | 528,942 | 131 | 4,037 |
| May | 1,021,728 | 224 | 4,561 | Tuesday | 621,700 | 148 | 4,200 |
| June | 993,284 | 199 | 4,991 | Wednesday | 642,109 | 146 | 4,398 |
| July | 1,163,630 | 223 | 5,218 | Thursday | 671,642 | 143 | 4,696 |
| Aug/Sept | 1,457,031 | 257 | 5,669 | Friday | 881,344 | 164 | 5,374 |
| TOTAL | 5,269,318 | 1073 | 4,910 | Saturday | 1,015,534 | 170 | 5,973 |
| | | | | Sunday | 908,047 | 167 | 5,437 |
| | | | | TOTAL | 5,269,318 | 1073 | 4,910 |

CURVE ALL-TIME
DAILY ATTENDANCE

BOOM, HOME RUNS

Led by Josh Bonifay's 25 home runs, the '05 Altoona Curve established the single-season franchise record by clubbing a total of 141 big flies in 142 regular-season games. The 25 home runs hit by Bonifay are the second-most in club history, trailing only Adam Hyzdu's 31 hit during the 2000 season. Team MVP Jose Bautista was second on the '05 club with 23 homers, while three other players, Craig Stansberry (18), Tom Evans (15) and Brad Eldred (13), also reached double figures. By contrast, the lone championship Curve team in 2010 only slugged 80 regular-season home runs, but hit 14 in their eight playoff games.



TOP 10 REGULAR SEASON CROWDS AT PEOPLES NATURAL GAS FIELD

| RANK | TOTAL | DATE/OPPONENT | RESULT |
|------|-------|-----------------------------|-----------------|
| 1 | 9,255 | 8/10/03 vs. Harrisburg (DH) | L, 4-2 / W, 4-3 |
| 2 | 9,163 | 7/4/04 vs. Harrisburg | W, 2-0 (7) |
| 3 | 9,137 | 7/4/03 vs. Erie | W, 11-5 |
| 4 | 9,017 | 8/18/06 vs. Harrisburg | W, 13-1 |
| 5 | 8,979 | 8/22/04 vs. Bowie | W, 12-0 |
| 6 | 8,845 | 7/4/14 vs. Harrisburg | W, 7-4 |
| 7 | 8,836 | 8/5/06 vs. New Britain | L, 3-2 |
| 9 | 8,814 | 7/1/06 vs. Akron | L, 7-0 |
| 9 | 8,731 | 8/22/08 vs. New Hampshire | L, 5-4 (10) |
| 10 | 8,712 | 7/4/05 vs. Erie | L, 5-4 |

TOP SERIES ATTENDANCE

TOP 3-DATE SERIES

| Total | Dates | Opponent |
|--------|--------------------|-------------|
| 24,513 | August 18-20, 2006 | Harrisburg |
| 24,268 | August 17-19, 2007 | Erie |
| 23,411 | August 6-8, 2004 | Harrisburg |
| 23,009 | August 4-6, 2006 | New Britain |

TOP 4-DATE SERIES

| Total | Dates | Opponent |
|--------|----------------------|----------|
| 30,914 | August 19-22, 2004 | Bowie |
| 29,748 | July 15-18, 2004 | Reading |
| 29,309 | June 30-July 3, 2006 | Akron |
| 28,754 | July 11-14, 2006 | Akron |

TOP 6-DATE HOMESTANDS

| Total | Dates | Opponents |
|--------|----------------------|-----------|
| 41,390 | August 18-23, 2006 | HAR/BOW |
| 39,380 | August 5-10, 2005 | AKR/BOW |
| 39,032 | June 28-July 3, 2006 | BOW/AKR |
| 38,259 | May 25-30, 2004 | RDG/NBR |
| 38,795 | August 19-24, 2008 | POR/NHM |

TOP 7-DATE HOMESTANDS

| Total | Dates | Opponents |
|--------|-----------------------|-----------|
| 44,488 | July 15-21, 2004 | RDG/ERIE |
| 42,713 | Aug. 25-Sept. 1, 2003 | RDG/ERIE |
| 41,083 | July 22-28, 2005 | HAR/BIN |
| 41,030 | June 20-26, 2005 | BOW/NBR |
| 40,676 | June 16-22, 2003 | TRE/HAR |

PEOPLES NATURAL GAS FIELD SEATING BREAKDOWN

| | |
|--|-------|
| Toyota Diamond Club (100 Level) | 1,634 |
| Terrace Level (200 Level) | 1,204 |
| Grandstand Level (300 Level) | 2,646 |
| UPMC Health Plan OF Reserved (500 Level) | 744 |
| Third-Base Picnic Pavilion | 250 |
| "Rail Kings" (on Party Deck) | 40 |
| Skybox Seating | 292 |
| First Base Bleachers | 400 |
| Total Seating Capacity | 7,210 |

NOTE: From 1999-02 total seating capacity at Peoples Natural Gas Field was listed at 6,176. Prior to the 2003 season an additional 1,034 seats were created with the construction of the new left-field reserved bleacher section, the third-base picnic pavilion and the left-field Party Deck.

LIGHTS, FLASHING, LIGHTS

The nation's eyes turned to Blair County Ballpark on April 11, 2010 when Washington Nationals prospect Stephen Strasburg made his professional debut in front of a record crowd at Blair County Ballpark. The game, which was broadcast on ESPN360.com and had live look-ins taken by ESPNNews, brought a crowd of 7,887 to BCB on Sunday afternoon. It was the largest single-game crowd to take in a Curve game in the month of April in franchise history.





“A minor league ballpark is one thing. An amusement park is another. But tucked in the Allegheny Mountains is a place where there’s really no difference.”

-- USA Today, August 8, 2002

Opened on April 15, 1999, Peoples Natural Gas Field is widely considered by fans, players, baseball executives and media as one of the finest minor league baseball facilities in America. Located just off Interstate 99 in Altoona, the ballpark features a beautiful brick exterior and the design is modeled after a railroad roundhouse to tie in the industry which helped found the city of Altoona and is still very much present to this day. The inside of Peoples Natural Gas Field features more than 7,200 fixed seats between two levels. The double-deck layout of the seating section allows for expansive lower and upper concourses, giving fans plenty of space to walk around the ballpark without having to fight through a stationary crowd of people. The “Skyliner” roller coaster from neighboring Lakemont Park and the scenic Allegheny Mountains add to the overall beauty of Peoples Natural Gas Field.



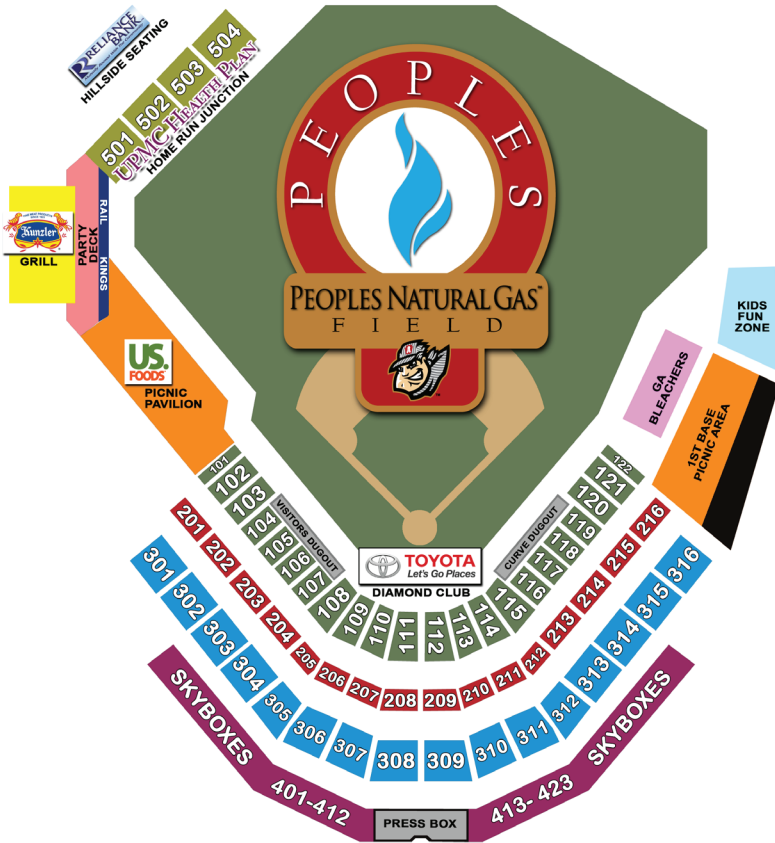
FACTS AND FIGURES

| | |
|---|--|
| Groundbreaking..... | March 7, 1998 |
| Opened..... | April 15, 1999 |
| Architects..... | L.D. Astorino Companies, Pittsburgh, PA |
| Construction..... | Ralph J. Albarano and Sons, Duncansville, PA |
| Cubic Feet of Concrete | 270,000 |
| Number of Bricks..... | 69,000 |
| Width of Lower Concourse Area | 80 feet |
| Home Clubhouse (Sq. Feet) | 2,200 |
| Visiting Clubhouse (Sq. Feet)..... | 1,400 |
| Indoor Batting Cage (Sq. Feet) | 5,000 |
| Dugouts..... | 9' x 60' |
| Skybox Level Height (from field level) | 70 feet |
| Highest Point of Ballpark (from field level) | 80 feet |
| Height of Light Poles (from field level) | 125 feet |
| Seating Capacity | 7,210 |
| Luxury Skyboxes | 21 |
| Party Deck..... | Left field |
| US Foods Picnic Pavilion | Third Base |
| General Admission Bleachers | Right-Field Line |
| UPMC Health Plan Home Run Junction (OF Reserved Bleachers)..... | Left field |

BALLPARK DIMENSIONS

| | | | |
|-----------|------|--|-----|
| LF..... | 325' | Fence Height (LF Corner) | 16' |
| LCF | 385' | LF Fence Height (in front of OF Bleachers) | 6' |
| CF..... | 405' | OF Fence Height..... | 8' |
| RCF..... | 375' | CF Fence Height | 16' |
| RF..... | 325' | | |





| | | |
|---|---------|-------------|
| Rail Kings (On Party Deck) | Presold | Day of Game |
| Toyota Diamond Club (100 Level) | \$13.00 | \$15.00 |
| Terrace (200 Level) | \$11.00 | \$13.00 |
| Grandstand (300 Level) | \$9.00 | \$11.00 |
| UPMC Health Plan Home Run Junction (OF Bleachers) | \$7.00 | \$9.00 |
| General Admission Bleachers | \$6.00 | \$8.00 |
| | \$6.00 | \$8.00 |

Seniors (65 & over) and children (12 & under) receive a \$1.00 discount on Terrace & Grandstand Level seating
When all ballpark seats are sold out, GA/Standing Room tickets become available for all non-numbered sections

HOW TO ORDER CURVE TICKETS



Online at AltoonaCurve.com



Call the Curve Ticket Office at (814) 943-5400
or toll-free at (877) 99-CURVE



Visit the Curve Ticket Office at Peoples
Natural Gas Field
Monday - Friday, 9 a.m. to 5 p.m.
Saturday & Sunday (Open on Gamedays)



ESPN



RADIO 1430

For a seventh straight season the home for Altoona Curve baseball on the radio dial will be ESPN Radio 1430 (WVAM, Altoona) as they will be the helm of the team's radio network in 2015.

In addition to the flagship station, fans in the Tyrone area just north of Curve, Pa. can tune in to WTRN-AM 1340/ FM 100.7 in Tyrone. WTRN will carry all Curve games that do not directly conflict with the Pirates.

All 142 games will also be available to out-of-market listeners via AltoonaCurve.com and on mobile devices (iPhone/ Android/Windows Phone/BlackBerry/Amazon Kindle) with the TuneIn Radio App. Curve fans can also watch all 71 home games and select Curve road games (if the visiting team is equipped with MiLB.tv capabilities) with a subscription to MiLB.tv. For more information on subscribing to MiLB.tv, visit MiLB.tv on the web.

As in previous seasons, most games on ESPN Radio 1430 will be preceded by "Sports Central with Cory Giger", which is hosted by Cory Giger, the longtime Curve and Penn State beat writer for the *Altoona Mirror*. Sports Central airs from 4 p.m. to 6 p.m., Monday through Friday, on WVAM in Altoona and on WQWK-AM 1450 in State College. The show will preview nightly Curve action as well as provide in-depth interviews with Curve coaches and prospects throughout the season.

The Curve and Forever Broadcasting will also continue their cross-promotional and marketing relationships from past seasons in 2014. Popular on-air personalities from the Forever Broadcast family of stations (Froggy98, Rocky 104.9, WALY 103.9, HOT 100, The Big 1290 WFBG and ESPN Radio 1430 WVAM) will continue to have a presence at Peoples Natural Gas Field to take part in contests and in-game events throughout the season. Fans can expect to hear Curve staffers pop on with the Forever family to join the on-air personalities on a regular basis during the season as well.

BEFORE THEY WERE MAJOR LEAGUE STARS THEY WERE ON

JOE MAUER
Minnesota Twins
2003 New Britain Rock Cats
Six-time AL All-Star

MADISON BUNGARNER
San Francisco Giants
2009 Connecticut Defenders
2014 World Series MVP

STARLIN CASTRO
Chicago Cubs
2010 Tennessee Smokies
Three-time AL All-Star

DUSTIN PEDROIA
Boston Red Sox
2006 Pawtucket Red Sox
2005 AL Most Valuable Player

JOSE ALTUVE
Houston Astros
2010 Lakeland Legends
2014 AL batting champion

CRAIG KIMBLE
Atlanta Braves
2009 Mississippi Braves
2011 NL Rookie of the Year

★★★★★ FOLLOW THE STARS OF TOMORROW TODAY ★★★★★

VISIT WATCH LISTEN DOWNLOAD

© 2015 Minor League Baseball. All MiLB copyrights and trademarks are used with permission. All rights reserved.

Mike Passanisi (Sixth Season)

Mike Passanisi enters his sixth season with the Curve in 2015 and second as Assistant GM. Panini for short, Mike has been with the Curve since taking over the broadcast duties just before the end of the 2010 season.

Prior to his time in Altoona, Passanisi was the Director of Media Relations and Creative Services for the Savannah Sand Gnats (New York Mets) of the South Atlantic League for two seasons. He worked with the San Diego Surf Dawgs of the Golden Baseball League before his time in the South and had the privilege of providing color analysis for one of Jose Canseco's last comeback attempts in 2006, which was carried live on ESPNNews.

A product of San Diego State University with a degree in journalism and a minor in history, it's no secret that Passanisi enjoys warm weather and often wears gloves in the office during the offseason due to the coldness outside. During his time at San Diego State he interned in the San Diego State Media Relations Department and has worked at the NCAA Tournament, McDonald's High School All-American Game and the AFLAC All-American Game.

Passanisi, a native of Penn Grove, Calif., which is located about an hour north of San Francisco near the wine country, has also lived in San Diego and Savannah, Ga. When the team isn't in season, Passanisi has attempted to trot the globe in as many foreign lands as possible. In the last four years he's visited Austria, England, Egypt, France, Germany, Greece, United Kingdom of the Netherlands, Italy and Switzerland.

When he isn't globetrotting, he's basking the glow of his San Francisco Giants winning three of the last five World Series championships as well as the national stardom of his alma mater San Diego State's men's basketball team running up and down the Top-25 charts.

Trey Wilson (First Season)

Trey Wilson enters his first season with the Curve in 2015 and his third season on the airwaves in Minor League Baseball. In 2014, he was the media relations assistant and called 139 games with the Midwest League's Lansing Lugnuts, the Class-A affiliate of the Toronto Blue Jays. He spent the previous year as the Director of Media Relations and Broadcasting with the Bluefield Blue Jays, Toronto's Appalachian League affiliate.

Wilson also serves as the Assistant Director of New Media & Sports Information for Bluefield College in Virginia and has been school's lead broadcaster for football, basketball, baseball, and volleyball since 2010. He helped launch the Rams Digital Sports Network and hosts a weekly show called Rams Rewind.

Wilson spent 2011 and 2012 writing for Fox Sports-affiliated Scout.com, covering minor league prospects in the Appalachian League. He also spent parts of those two years as an intern in the sports department at WVVA, an NBC-affiliate television station. He has done freelance work calling collegiate national championship events across the United States and high school state championship events in Virginia, Maryland and Washington, D.C. His writing has been featured in publications including *Ballpark Digest*, and he contributed to a book that is set for release in 2015.

A native of Portsmouth, Va., Willson enjoys traveling, U.S. history, photography and playing music. He earned a bachelor's degree in communication and journalism from Bluefield College.



ALL-TIME CURVE RADIO BROADCAST TEAMS

| | | | |
|-------------|--|-------------|---------------------------------|
| 1999 | Rob Egan & Jason Dambach | 2008 | Jason Dambach & Dan Zangrilli |
| 2000 | Rob Egan & Jason Dambach | 2009 | Ron Potesta & Dan Zangrilli |
| 2001 | Rob Egan & Jason Dambach | 2010 | Dan Zangrilli & Mike Passanisi |
| 2002 | Rob Egan & Jason Dambach | 2011 | Mike Passanisi & Josh Ellis |
| 2003 | Rob Egan & Jason Dambach | 2012 | Mike Passanisi & Tyler Maun |
| 2004 | Rob Egan & Jason Dambach | 2013 | Mike Passanisi & Nate Bowen |
| 2005 | Paul Steigerwald & Jason Dambach | 2014 | Mike Passanisi & Mike Baggerman |
| 2006 | Jason Dambach, Joe Moore & Paul Steigerwald | 2015 | Mike Passanisi & Trey Wilson |
| 2007 | Jason Dambach, Jon Laaser & Paul Steigerwald | | |



DIRECTIONS TO PEOPLES NATURAL GAS FIELD



From PITTSBURGH and Points West: Take I-76/I-376 East to U.S. 22 East. Drive on 22 East for approximately 80 miles. Merge onto I-99/US-220 North approximately six miles from Altoona. Stay on I-99 North and take the Frankstown Road exit (Exit #32). Go straight at the light at the top of the ramp (crossing over Frankstown Road). The ballpark is on the right.

From STATE COLLEGE and Points North: Take U.S. 322 West to I-99/U.S. 220 South. Take Frankstown Road exit (Exit #32). At the top of the ramp, turn right at the light onto Frankstown Road. Take a right at the next light onto Park Avenue. Ballpark is on the right.

From BEDFORD, PA./CUMBERLAND, Md. and Points South: Take I-99/U.S. 220 North toward Altoona. Take the Frankstown Road exit (Exit #32). Go straight at the light at the top of the ramp (crossing over Frankstown Road). The ballpark is on the right.

From HARRISBURG/PHILADELPHIA and Points East: Take Pennsylvania Turnpike West to Bedford exit. Following the toll booths, take a left at the light. Follow signs and get on I-99/U.S. 220 North. Take Frankstown Road exit (Exit #32). Go straight at the light at the top of the ramp (crossing over Frankstown Road). The ballpark is on the right.

From I-80 Traveling East: Take the Philipsburg/Woodland Exit to U.S. 322 East. After about 25 miles, take U.S. 220 South. 220 South merges with I-99 South. Drive on I-99 South for approximately 20 miles. Take the Frankstown Road exit (Exit #32). Turn right at the exit, the ballpark will be to your right.

From I-80 Traveling West: Take the Altoona/Milesburg exit and bear onto U.S. 220 South. After approximately 30 miles merge onto I-99 South. Drive on I-99 South for approximately 20 miles. Take the Frankstown Road exit (Exit #32). Turn right at the exit, the ballpark will be to your right.

VISITING TEAM HOTEL | GYM INFORMATION

**OFFICIAL VISITING
HOTEL IN ALTOONA**

Altoona Grand Hotel
1 Sheraton Drive
Altoona, PA 16601
Phone: (814) 946-1631
Fax: (814) 946-0785

**UMPIRES HOTEL
IN ALTOONA**

Holiday Inn Express
3306 Pleasant Valley Boulevard
Altoona, PA 16602
Phone: (814) 944-9661
Fax: (814) 944-9557

**VISITING CLUB
WORKOUT FACILITY**

ProCare Health and Fitness
3200 Fairway Drive
Altoona, PA 16602
PH: (814) 944-9412



IMPORTANT NUMBERS

Peoples Natural Gas Field

Main Phone: (814) 943-5400

Toll-free: 1-877-99-CURVE

Main Fax: (814) 943-9050

Press Fax: (814) 942-9097

Press Phone: (814) 283-3180

Who to Contact

Mike Passanisi - AGM, Communications

PH: (814) 283-3132 (direct dial)

Cell: (707) 799-8483

E-mail: mpassanisi@altoonacurve.com

Trey Wilson - Communications Assistant

PH: (814) 283-3126 (direct dial)

Cell: (252) 626-4320

E-mail: twilson@altoonacurve.com

Best Time to Contact in Person

NIGHT GAME: Before 1:00 p.m.

DAY GAME: Before 10:00 a.m.

MORNING GAME: Day before

SEASON CREDENTIALS: Season credentials for the 2015 season will only be issued to legitimate news gathering organizations that cover the Curve on a daily basis. The Curve will contact media outlets on an individual basis regarding season-long credentials. Other media organizations that would like to request a season credential can do so by sending that request on company letterhead via fax (814-283-3133) or as an e-mail attachment to mpassanisi@altoonacurve.com.

DAILY CREDENTIALS: Daily credentials will be issued to those individuals or organizations who do not qualify for season credentials, including freelance writers and weekly and monthly publications. Daily credentials will also be issued to radio and TV stations when the need arises for extra pre/post-game personnel and to newspaper reporters providing extra coverage. The Curve Media Relations Department should be notified at least 24 hours in advance of the game in which daily credentials are being requested. Requests should be faxed or e-mailed. Once approved, the credentials can be picked up at the Media/Handicap Gate (see below).

CREDENTIAL PICKUPS: Season Credentials can be picked at the Curve's annual Media Day activities. Media can make other arrangements with the Curve Media Relations Department to pick up credentials after that date. Daily credentials will only be available for pickup on the day they are issued at the Media/Handicap gate.

MEDIA ENTRANCE TO Peoples Natural Gas Field: All credentialed media should enter the ballpark through the Media/Handicap gate located at the top of the stairs halfway between the Front Office and the Upper Ticket Plaza on the third base side of the ballpark. No credentialed media are permitted to enter the ballpark through either the Curve Front Office or one of the ticket gates.

denied media are permitted to enter the ballpark through either the Curve Front Office or one of the ticket gates.

OTHER ACCEPTABLE CREDENTIALS: The Curve will also honor credentials from the Pittsburgh Pirates, National and American Leagues, the Baseball Writers Association of America and Minor League Baseball.

PRESS BOX SPACE: Though Peoples Natural Gas Field's Press Box is spacious, the Curve still gives preferred seating to those media outlets that cover the club most frequently. If your media organization needs special space requirements please contact the Curve Media Relations Department at least 24 hours prior those dates.

PHOTO WELLS: Photo wells are located at the end of both dugouts. Photographers are welcome to use this space throughout the course of the game. Photographers are not permitted in the actual dugout area or on the field once the game begins. Please wait until the end of the inning to move to or from these areas.

PARKING: Media members holding season credentials are permitted to park their vehicles in the VIP parking lot by presenting their credentials to the attendant. Please be aware that parking is available on a first-come basis. Those holding daily credentials that need to be picked up at the Media/Handicap gate will have their name placed on a VIP parking list, as long as they give at least 24 hours notice.

INTERVIEW POLICY: The Curve Media Relations Department will be glad to assist members of the media in procuring interviews with Curve players and coaching staff members. Media members wishing to do an off-site interview or a feature story should contact the Curve at least 48 hours in advance to the scheduled interview time. The media is asked to be respectful of the players' pre-game schedule when requesting an interview with a player. Please consult the Curve Pregame Schedule listed on page 114 of this publication. **No one will be permitted to interview starting pitchers on the day of their start.**

CLUBHOUSE POLICIES: In accordance with the regulations designated by the Pittsburgh Pirates and Major League Baseball, both clubhouses will open to credentialed media from 3 1/2 hours prior to game time until 45 minutes before game time. Following the game, the clubhouses will be closed for a period of five minutes to allow the team ample time to return to the clubhouse. The clubhouse areas are also closed when the teams are on the field, unless previously approved by the Curve Media Relations department. **Clubhouses are also closed between games of a doubleheader.**

FIELD ACCESS: Credentialed media are permitted access to the field and dugout areas, but are not permitted to cross the foul lines, particularly when the team is taking batting practice. Media must leave the field and dugout areas no later than 45 minutes prior to game time.

APRIL

MAYJUNEJULYAUGUST | SEPTEMBER

SPECIAL GAME TIMES

| Date | Opponent | Time | Date | Opponent | Time |
|--------|-----------|------------|---------|----------|---------|
| May 7 | Richmond | 10:30 a.m. | July 13 | Bowie | 12 p.m. |
| May 13 | Bowie | 10:30 a.m. | July 29 | Richmond | 12 p.m. |
| June 3 | New Brit. | 10:30 a.m. | | | |

2015 DAILY PROMOTIONS

SATURDAY & SUNDAY NIGHT FIREWORKS

Enjoy fireworks after every Saturday & Sunday night home game
in 2015 (Sunday Night Fireworks Begin May 31)

MEGA MONDAYS

Enjoy ticket specials, special food items + a win guarantee! If the Curve don't on Monday, you'll get a ticket to another Monday game for free! *(based on availability | of equal or lesser value)*

TWO FOR TUESDAYS

Fans can take advantage of two-for-one offers on tickets, hot dogs and small popcorns every Tuesday thanks to Atlantic Broadband

WING & WINE WEDNESDAYS

Enjoy .50-cent wings (min. 6) and wine specials on Wednesdays.
Plus pick up a four pack of tickets, hot dogs + sodas for \$39

THIRSTY THURSDAYS™ | COLLEGE NIGHT

Take advantage of 16oz. draft beer and regular soda specials each and every Thursday thanks to Rocky 104.9. College students can show their ID and get \$5 tickets for Thursday games

FREEBIE FRIDAYS

We'll have giveaways for each and every Friday night home game in 2015

EASTERN LEAGUE OPPONENTS

| | | | |
|-----|--|-----|--|
| AKR | AKRON RUBBERDUCKS CLEVELAND INDIANS | NHM | N.H. FISHER CATS TORONTO BLUE JAYS |
| BNG | BINGHAMTON METS NEW YORK METS | POR | PORTLAND SEA DOGS BOSTON RED SOX |
| BOW | BOWIE BAYSOX BALTIMORE ORIOLES | REA | READING FIGHTIN PHILS PHILADELPHIA PHILLIES |
| ERI | ERIE SEAWOLVES DETROIT TIGERS | RIC | RICHMOND FLYING SQUIRRELS SAN FRANCISCO GIANTS |
| HAR | HARRISBURG SENATORS WASHINGTON NATIONALS | TRE | TRENTON THUNDER NEW YORK YANKEES |
| NBR | NEW BRITAIN ROCK CATS COLORADO ROCKIES | | |

FOREVER

B R O A D C A S T I N G



COVERS ALL

Hot 92 Hot 100

ROCKY 104.9
Altoona's Rock Station

FRG GGY 98

THE NEW
WALY 103.9
PLAY IT ALL... FROM THE 80'S, 90'S & TODAY!

BIG 1290
NEWS TALK WFBG

ESPN
RADIO 1430

THE BASES!



2015 PROMO CALENDAR

GIVEAWAYS

| | | |
|----------|--|------------------|
| APRIL 16 | MAGNET SCHEDULE PRES. BY LAKEMONT PARK | FIRST 5,000 FANS |
| APRIL 17 | TEXTING GLOVES PRES. BY PREMIER CLEANING AND RESTORATION | FIRST 1,000 FANS |
| MAY 1 | CUTCH OYO PRES. BY NUTS FOR YOU | FIRST 1,500 FANS |
| MAY 15 | MARTE PARTAY BOBBLE PRES. BY PEOPLES & WTAJ-TV | FIRST 1,500 FANS |
| MAY 29 | WATSON ELEMENT. BOBBLE PRES. BY ALTOONA GRAND HOTEL | FIRST 1,500 FANS |
| JUNE 12 | GERRIT COLE COOLER BAG PRES. BY RAVINE | FIRST 1,000 FANS |
| JUNE 19 | J-HAY GARDEN GNOME PRES. BY UNIFIRST | FIRST 1,500 FANS |
| JUNE 26 | YOUTH SOCKS PRES. BY ADVANCED VEIN CARE (14 & UNDER) | FIRST 1,000 KIDS |
| JULY 10 | '10 CHAMPS RING REPLICA PRES. BY BURGMEIER'S HAULING | FIRST 1,500 FANS |
| JULY 31 | PUNXSYPHIL BOBBLE | FIRST 1,500 FANS |
| AUG. 7 | PETE VUCKOVICH BOBBLE PRES. BY CLARION UNIVERSITY | FIRST 1,500 FANS |
| AUG. 27 | STEAMER BOBBLE PRES. BY ALTOONA MIRROR | FIRST 1,500 FANS |
| AUG. 28 | JORDY MERCER LLOYD CHRISTMAS BOBBLE | FIRST 1,500 FANS |

CELEB APPEARANCES

| | |
|----------|---|
| APRIL 17 | MARTAVIS BRYANT PRES. BY HOLIDAY INN EXPRESS & WTAJ-TV |
| JUNE 20 | PIRATE PARROT |
| JULY 10 | KENNY BANIA (STEVE HYTNER) |
| JULY 12 | ZOOPEERSTARS |
| JULY 30 | TONY DORSETT PRES. BY PEOPLES NATURAL GAS |
| JULY 31 | PUNXSYPHIL |
| AUG. 24 | PITTSBURGH PENGUINS PLAYER PRES. BY WTAJ-TV |

24 FIREWORKS SHOWS



877.99.CURVE | ALTOONACURVE.COM

