



# GAME NOTES

## NORTHWEST ARKANSAS NATURALS

3000 GENE GEORGE BLVD • SPRINGDALE, AR 72762 • PH: 479.927.4900 • FAX: 479.756.8088

WWW.NWANATURALS.COM /NATURALS NWANATURALS @NWANATURALS

### NORTHWEST ARKANSAS NATURALS (20-20) @ MIDLAND ROCKHOUNDS (19-22)

LHP Drew Parrish (4-2, 1.85 ERA) @ RHP Jack Cushing (4-1, 3.20 ERA)

Thursday, May 26th, 2022 • 7:00 PM • Momentum Bank Ballpark • Midland, Texas

Game 41 of 137 • Road Game 24 of 69 • Road Record: 13-10 • Night Game Record: 15-17 • South Division Record: 9-5

Streak: W4 • Last 5: 4-1 • Last 10: 5-5 • Home Record: 7-10 • Day Game Record: 5-3 • North Division Record: 11-15

Listen: [www.milb.com/northwest-arkansas/fans/audio-listen-live](http://www.milb.com/northwest-arkansas/fans/audio-listen-live) • Watch: MiLB.tv



### UPCOMING GAMES & PITCHING PROBABLES

Friday, May 27, 2022 @ Midland 7:00 p.m. CT  
Saturday, May 28, 2022 @ Midland 7:00 p.m. CT  
Sunday, May 29, 2022 @ Midland 2:00 p.m. CT

RHP Will Klein (0-0, 21.00 ERA) @ RHP Ty Dameron (1-2, 5.87 ERA)  
LHP Anthony Veneziano (1-4, 8.33 ERA) @ RHP Colin Peluse (5-1, 5.59 ERA)  
LHP Angel Zerpa (1-3, 4.85 ERA) @ RHP Matt Milburn (2-3, 7.81 ERA)

### BY THE NUMBERS

(UNDERLINE INDICATES MiLB LEADER) (BOLD INDICATES DOUBLE-A LEADER) (ITALICS INDICATES DOUBLE-A WORST)

<u>.271</u> (3rd)	<b>AVG</b> >	<u>.278</u> (2nd)	<u>5.23</u> (5th)	<	<b>ERA</b>	<u>6.12</u> (8th)			
254 (2nd)	<	<b>R</b>	243 (3rd)		<u>1.52</u> (7th)	<	<b>WHIP</b>	<u>1.67</u> (9th)	
377 (3rd)		<b>H</b>	>	393 (2nd)	<u>.257</u> (6th)	<	<b>AVG</b>	<u>.295</u> (9th)	
46 (6th)		<b>HR</b>	>	47 (5th)	<u>352.2</u> (7th)		<b>IP</b>	>	357.1 (2nd)
165 (8th)		<b>BB</b>	>	169 (7th)	349 (6th)	<	<b>H</b>	421 (9th)	
356 (6th)	<	<b>K</b>	370 (9th)	<u>221</u> (5th)	<	<b>R</b>	<u>283</u> (10th)		
59 (12nd)	<	<b>SB</b>	27 (9th)	44 (4th)	<	<b>HR</b>	55 (9th)		
.351 (8th)		<b>OBP</b>	>	.363 (3rd)	187 (6th)		<b>BB</b>	>	174 (4th)
.435 (5th)		<b>SLG</b>	>	.447 (4th)	360 (6th)	<	<b>K</b>	333 (9th)	
.786 (5th)		<b>OPS</b>	>	.810 (3rd)	2 (12nd)	-	<b>SHO</b>	-	2 (12nd)

### SERIES HISTORY

NWA ALL-TIME vs. RockHounds ..... 61-87 (.412)  
NWA ALL-TIME in Springdale ..... 38-36 (.514)  
NWA ALL-TIME in Midland ..... 23-51 (.311)

2022 vs. RockHounds ..... 2-0 (1.000)  
2022 in Springdale .....  
2022 in Midland ..... 2-0 (1.000)

DATE	H/R	SCORE	WIN	LOSS	SAVE
5/24/22	R	W, 8-5	Y. Del Rosario	D. Leal	Z. Willeman
5/25/22	R	W, 11-3	A. Marsh	R. Cusick	-
5/26/22	R				
5/27/22	R				
5/28/22	R				
5/29/22	R				

### NATURALS PR DEPARTMENT • NATURALSPR@GMAIL.COM

Dustin Dethlefs – Director, Marketing & PR – [dustin@nwanaturals.com](mailto:dustin@nwanaturals.com)  
Nicholas Badders – Broadcaster/Media Relations/Baseball Ops – [nicholas@nwanaturals.com](mailto:nicholas@nwanaturals.com)  
Adam Annaratone – Creative Services Coordinator – [adam@nwanaturals.com](mailto:adam@nwanaturals.com)  
Kelsey Chanler – Marketing and Creative Services Assistant – [kelsey@nwanaturals.com](mailto:kelsey@nwanaturals.com)



EST. 1888

### YESTERDAY'S GAME

	1	2	3	4	5	6	7	8	9	R	H	E	LO
NW Arkansas	1	2	1	1	1	1	1	0	3	11	16	0	9
Midland	0	1	0	0	1	1	0	0	0	3	10	2	13

Win: Alec Marsh (1-2) Loss: Ryan Cusick (1-5) Save: None

**MIDLAND, TX** – The Naturals scored in each of the first seven innings, putting at least one run across in eight of nine frames, with the team's fourth straight win, an 11-3 victory over the Midland RockHounds.

- Wednesday night's game marked just the second time in club history that the Naturals scored a run in seven straight innings, the first time coming three games prior on Saturday against the Arkansas Travelers.
- Nine different Naturals recorded hits and scored a run, including eight of the starters in the order, while **Bret Bewley** came in off the bench and went 3-for-3 with a double and two runs scored, just the second player in Naturals history to record three hits off the bench.
- Michael Massey** started the scoring in the first inning, singling home **Maikel Garcia**, his first of two hits and two RBI in the game. In the second, **Seuly Matias** connected on a solo home run, his sixth homer of the season, then **Jake Means** doubled in **Logan Porter**, his second straight game with a double. In the third inning, **Nate Eaton** plated Massey on a sacrifice fly, then Garcia brought in Porter on a single in the fourth.
- Eaton connected on his fourth home run of the season in the fifth, a solo shot to left field, then Massey scored **Tucker Bradley** on a sacrifice fly in the sixth, after Bradley opened the inning with his team-leading third triple of the year.
- In the seventh inning, Porter produced his second hit of the day, a single that scored Bewley from second base. Then despite not scoring in the eighth, the Naturals pushed ahead in the ninth inning and added three more runs, with runs batted in from Means on a fielders' choice and a single from Bradley.
- Alec Marsh** earned his first win of the season, pitching 5.0 innings for the second consecutive start, also striking out 10 for the second week in a row, while allowing just two runs on four hits and one walk.

### NATURALS HITTING LEADERS

GAMES ..... Maikel Garcia (39)  
AT-BATS ..... Maikel Garcia (156)  
RUNS ..... Maikel Garcia (33)  
HITS ..... Garcia & Massey (49)  
TOTAL BASES ..... Michael Massey (85)  
DOUBLES ..... Michael Massey (12)  
TRIPLES ..... Tucker Bradley (3)  
HOME RUNS ..... Michael Massey (8)  
RUNS BATTED IN ..... ^ Michael Massey (41)  
WALKS ..... Maikel Garcia (29)  
STRIKEOUTS ..... Seuly Matias (52)  
STOLEN BASES ..... Maikel Garcia (15)  
BATTING AVERAGE ..... Logan Porter (.319)  
ON-BASE % ..... Logan Porter (.443)  
SLUGGING % ..... Michael Massey (.545)  
OPS ..... Logan Porter (.911)

### NATURALS PITCHING LEADERS

WINS ..... Drew Parrish (4)  
LOSSES ..... Anthony Veneziano (4)  
ERA ..... Drew Parrish (1.85)  
GAMES ..... Zach Willeman (15)  
STARTS ..... \* Marsh & Parrish (8)  
COMPLETE GAMES .....  
GAMES FINISHED ..... Zach Willeman (12)  
SAVES ..... Andres Sotillet (2)  
INNINGS ..... \* Drew Parrish (43.2)  
HITS ..... Angel Zerpa (38)  
RUNS ..... Anthony Veneziano (25)  
EARNED RUNS ..... Anthony Veneziano (25)  
HOME RUNS ..... Anthony Veneziano (6)  
HIT BATTERS ..... Drew Parrish (5)  
WALKS ..... Anthony Veneziano (21)  
STRIKEOUTS ..... \* Alec Marsh (58)

\* INDICATES LEAGUE LEADER // ^ INDICATES DOUBLE-A LEADER

### THIS DAY IN NATURALS HISTORY

The Naturals are 6-7 all-time when playing on May 26

On May 26, 2017, the Northwest Arkansas Naturals walked off on the Midland RockHounds, 11-10 in nine innings at Arvest Ballpark. The Naturals led 4-0 through four innings, then 6-3 after six but Midland scored seven in the seventh inning to jump ahead 10-6. The Naturals responded with two in the eighth, then scored three in the ninth to walk off victory. **Samir Dueñez** singled to open up the ninth inning, then **Mauricio Ramos** doubled and pinch-hitter **Alfredo Escalera** singled home Dueñez. **Humberto Arteaga** walked and **Donnie Dewees** doubled home Escalera and Arteaga to win the game, the entire rally taking place without the Naturals recording an out. **Jack López** went 3-for-4 in the game, with two homers and four RBI, including a solo shot in the first inning and two-run shot in the eighth. Dewees went 3-for-4 as well, while **Zane Evans** hit a three-run homer in the fourth inning.

### HOME/AWAY

Home Games ..... 7-10  
Away Games ..... 13-10

### TIME OF DAY

Night Games ..... 15-17  
Day Games ..... 5-3

### MONTH

April ..... 9-11  
May ..... 11-9  
June .....  
July .....  
August .....  
September .....

### OPPONENT

vs. Amarillo ..... 3-3  
vs. Arkansas ..... 2-4  
vs. Corpus Christi .....  
vs. Frisco ..... 4-2  
vs. Midland ..... 2-0  
vs. San Antonio .....  
vs. Springfield ..... 5-4  
vs. Tulsa .....  
vs. Wichita ..... 4-7

### DAY OF THE WEEK

on Monday .....  
on Tuesday ..... 3-4  
on Wednesday ..... 5-2  
on Thursday ..... 1-5  
on Friday ..... 4-3  
on Saturday ..... 3-4  
on Sunday ..... 4-2

### THIS ROAD TRIP

Record ..... 4-4  
Team Batting Average ..... (.262)  
Home Runs ..... 7  
Runs/Runs Per Game ..... 51/6.38  
Team ERA ..... 4.12  
Strikeouts ..... 79  
Saves/Opportunities ..... 1/2

## THIS WEEK IN NATURALS BASEBALL

MONDAY	TUESDAY	WEDNESDAY	THURSDAY	FRIDAY	SATURDAY	SUNDAY
5/23 OFF	5/24 @ Midland W, 8-5	5/25 @ Midland W, 11-3	5/26 @ Midland 7:00 PM	5/27 @ Midland 7:00 PM	5/28 @ Midland 7:00 PM	5/29 @ Midland 2:00 PM



FOLLOW THE LEADER

Manager Chris Widger enters his first season at the helm of the Naturals, after previous stops in Advanced Rookie Burlington (2019) and High-A Quad Cities (2021) managing Royals affiliates.

- 16 of the Naturals' 25 active players played for Widger with the Quad Cities River Bandits last season.
Nine of the Naturals' 25 active players played under Widger with the Burlington Royals, then in Quad Cities and now in Northwest Arkansas: Dante Biasi, Jonah Dipoto, Maikel Garcia, Michael Massey, Jake Means, Drew Parrish, Zack Phillips, Logan Porter and Ángel Zerpa.

RUNS START COMING AND THEY DON'T STOP COMING!

In Wednesday night's 11-3 win over Midland, the Naturals scored in each of the first seven innings of the game and eight of nine total, setting a pair of records in the process.

- May 25 in Midland marked the first time the Naturals had scored in eight different innings in a single game they had previously scored in seven separate innings in a regular season game four times, but never eight.
Runs in each of the first seven innings on May 25 also set a record ... the Naturals had twice scored in the first five innings, but never into the first six, much less the first seven.
Prior to last week, the Naturals had never scored in seven straight innings in a regular season game, only doing it once in the playoffs (9/15/2009 @ Midland), but twice scoring runs in six straight innings in a regular season game (7/7/2009 and 7/7/2011) ... the Naturals have now scored runs in 7 straight innings twice in the span of four games, scoring at least one run from the 2nd to the 8th innings on May 21 @ Arkansas, then doing so again from the 1st to the 7th innings on May 25 @ Midland.

WHAT YOU KNOW ABOUT PITCHING DEEP?

In the month of May, Naturals starting pitchers have thrown 87.2 innings of the staff's 173.2 total (50.5%), up from 44.3% of the team's April innings.

- As a staff, the Naturals 4.46 ERA in the month of May ranks 4th in the Texas League, with nine of 20 starts lasting 5.0 innings or longer and 16 of 20 going 4.0 innings or more.
Across 20 May games, Naturals starting pitchers have a 4.00 ERA (39 ER in 87.2 IP) with 108 strikeouts (11.09 K/9) and a .214 opponents' average.
Two-time Texas League Pitcher of the Week Drew Parrish has thrown 5.0 innings or more in each of his last SEVEN outings, including three scoreless starts, 6.0 innings on 4/26 vs. AMA, 7.0 on 5/7 @ SPR and 5/13 vs. WCH.

EXTREME ENDS OF THE SPECTRUM

When looking at the Naturals' numbers one game to the next, it appears rather black and white with what leads to a win or loss.

- When scoring six runs or more, the Naturals are 18-3, while when scoring five runs or less, just 2-17.
The Naturals are 15-4 when recording 10 hits or more, but when they get nine hits or less, are just 5-16.
The Naturals are 19-6 when out-hitting their opponent or hits are tied, but 1-14 when out-hit by their opponent.
When the Naturals score first, they are 16-6, whereas 4-14 when the opponent scores first.

ONE RUN GOES A LONG WAY

The Naturals are 2-9 in one-run games this season, meaning nine of their 20 losses this season have been decided by just one run.

- Four of the Naturals' last five losses have been by just a run, as well as six of 11 losses in the month of May.
The Naturals have had the winning run at the plate in five losses this season (all one-run losses) and had the tying run at the plate or on base in 10 losses this season (including eight of their lone-run losses).

Yo, You Wanna See Some Real Speed?

Through 39 games, the Naturals have stolen 59 bases in 70 attempts (average 1.48 steals/game, 84.29% success rate) and pulled off a double steal 9 times.

- 59 steals ranks tied second in the Texas League, tied fourth in Double-A and tied 22nd in the Minors.
Maikel Garcia's 15 steals (in 18 attempts) ranks third in the Texas League and sixth in all of Double-A, while Nate Eaton's 12 steals (in 13 attempts) ranks tied sixth in the Texas League.

GAR-SEE YA ON BASE

Shortstop Maikel Garcia has reached base in 36 of the 39 games he has played in this season, reaching base twice on 27 occasions, 13 multi-hit games.

- In 185 plate appearances, the Venezuelan has reached base 78 times (49 hits + 29 walks), for a .424 on-base percentage.
Garcia has walked 29 times and struck out 30 times, a 1.03 K/BB rate.
The shortstop places among the Texas League leaders in several categories, ranking tied third in steals (15), tied third in walks (29), tied fifth in hits (49), seventh in runs scored (33) and 8th in OBP (.424)... he ranks among the Double-A leaders in walks (tied fifth), steals (sixth), hits (tied seventh) and runs scored (tied eighth).
His 14-game hitting streak between April 27 and May 12 is the longest on the Naturals this year and tied for the 15th-longest in club history ... it is also tied for the second-longest in the Texas League this season ... in those 14 games, he hit .397 (.23-for-58) with six doubles and a .970 OPS.

PUSHIN (P)ORTER

Catcher Logan Porter has quietly flown under the radar as one of the top hitters in the Royals system so far in 2022.

- Among qualified Royals minor league hitters, Porter has the highest batting average (.319) and on-base percentage (.443), while ranking second in OPS (.911) and sixth in slugging percentage (.468).
Porter has hits in 19 of 27 games he's played in this season with 10 multi-hit games, and has reached base in 25 of 27 games.
In the month of May, Porter is hitting .351 (20-for-57) with a team-best 1.018 OPS, tied for the team lead with four homers and he had driven in 10 runs.

IT'S GONNA BE MASSEY

Since the calendar flipped to May, second baseman Michael Massey has been one of the top hitters in the Texas League, batting at a .338 (24-for-71) average with a .961 OPS across 18 games, while driving in a team-best 23 runs, which is tied for the league lead this month.

- After two slow weeks to start the season, Massey has turned things around, raising his batting average nearly 100 points, from .213 after April 21 to the .309 it sits at now.
His hot streak began April 22, homering in three consecutive games, April 22 to 24 in Frisco and went from having no homers through the first 11 games of the season, to having seven in his last 24, leading the team in homers.
Massey has reached base in 30 of 37 games he's played this year, with already 13 multi-hit games, including seven in May.
Massey leads not just the Texas League, but all of Double-A with 41 runs batted in, raking 3rd in MiLB as well, just four back of Royals prospect Vinnie Pasquantino (45) ... he also placed among the Texas League leaders tied fifth in hits (49), sixth in total bases (85), tied ninth in doubles (12), home runs (8) and extra-base hits (20).
The second baseman is scattered all across the Royals' organizational leaders, ranking tied first in hits, second in total bases, extra-base hits, runs batted in and slugging percentage (.545) tied second in doubles and home runs, fourth in batting average (.314) and OPS (.903), fifth in runs scored (27) and 10th in on-base percentage (.358).

NUMERICAL QUICK ROSTER

Table with columns: #, PLAYER, POS, B/T. Lists players like Cropley, Tyler (7-IL) and Grotjohn, Ryan.

ALPHABETICAL QUICK ROSTER

Table with columns: #, PLAYER, POS, B/T. Lists players like Bewley, Brhet and Biasi, Dante.

BATTING

Table with columns: LEFTIES, RIGHTIES, SWITCH. Values: 5, 7, 0.

PITCHING

Table with columns: LEFTIES, RIGHTIES. Values: 10, 8.

PRO-NUN-SEE-AY-SHUNS

- 2 TYLER CROPLEY (crop-lee) 4 RYAN GROTJOHN (GROET-john) 7 BRHET BEWLEY (Brett Bew-lee) 8 MAIKEL GARCIA (my-KELL gar-SEE-uh)
25 SEULY MATIAS (soo-lee mah-TÉE-as) 21 ASA LACY (AY-suh) 29 ZACH WILLEMAN (will-eh-men) 32 ANTHONY VENEZIANO (va-nee-zee-ee-ah-no)
38 DANTE BIASI (bee-AH-zee) 39 ÁNDRES SOTILLET (ahn-DRACE-soh-tee-YAY) 41 ZACH HAAKE (hockey) 45 YEFRI DEL ROSARIO (Jeffry)
53 ÁNGEL ZERPA (AHN-hel SAIR-pah) 55 JONAH DIPOTO (dih-POH-to) BENCH COACH 23: MIKE JIRSCHLE (jursh-LEE)

**NATURALS HARDWARE SHELF**

**Players of the Month**

☛ TBD

**Pitchers of the Month**

☛ TBD

**Players of the Week (1)**

☛ **April 25 to May 1: INF Michael Massey** ... hit .417 (10-for-28) across six games with a league-best 19 total bases and nine runs batted in, while tied for the Texas League lead with 10 hits. His 1.221 OPS ranked third among players with at least 20 at-bats, while his .417 average tied for second among that same group.

**Pitchers of the Week (2)**

☛ **May 2 to May 8: LHP Drew Parrish** ... threw 7.0 scoreless innings on May 7 @ Springfield ... held the Cardinals to just two hits and one walk while striking out four. He retired the first eight he faced and the final five, with five 1-2-3 frames.

☛ **May 9 to May 15: LHP Drew Parrish** ... threw 7.0 scoreless innings on May 13 vs. Wichita ... held the Wind Surge to just three hits and no walks while striking out nine. Between the second and sixth innings, he retired 13 straight batters, retiring the side 1-2-3 in the first inning, as well as the third through sixth.

**TOOLS TEAM**

Five Naturals players were listed in *Baseball America's* 2022 Best Tools Survey of the Kansas City Royals' organization.

- ☛ CF **Nick Loftin** is rated as having the "*Best Strike-Zone Discipline*" in the system.
- ☛ SS **Maikel Garcia** is rated as having the "*Best Infield Arm*" in the system.
- ☛ RF **Seuly Matias** is rated as having the "*Best Outfield Arm*" in the system.
- ☛ LHP **Asa Lacy** is rated as having the "*Best Slider*" in the system.
- ☛ LHP **Ángel Zerpa** is rated as having the "*Best Control*" in the system.

**QUICK FACTS**

**Founded** ..... 2008  
**Colors** ..... Navy Blue, Burgundy, Gold and White  
**League** ..... Texas League (Since 2008)  
**Ownership** ..... Rich Entertainment Group  
**General Manager** ..... Justin Cole (9th Season)  
**Home Ballpark (Capacity)** ..... Arvest Ballpark (7,350, 6,500 seats)  
**Dimensions** ..... LF- 327 LCF- 377 CF- 400 RCF- 378 RF- 325  
**Wall Heights** ..... LF-LCF: 9 feet CF: 11 feet RCF-RF: 9 feet













**ROSTER BREAKDOWN**

Age 20.....0	Native of Australia.....1
Age 21.....0	Native of Dominican Republic.....2
Age 22.....6	Native of United States.....24
Age 23.....2	Native of Venezuela.....3
Age 24.....8	<b>Acquired via Free Agency.....12</b>
Age 25.....5	(International) .....4 (Minor League) ...5 (Undrafted) .....3
Age 26.....6	<b>Acquired via Trade .....2</b>
Age 27.....2	<b>Acquired via First Year Player Draft .....16</b>
Age 28.....1	(High School) .....1 (Rounds 1-5) .....5
Age 29.....0	(2nd Year/College) .....0 (Rounds 6-10) .....5
<b>Average Age .....24 Years 170 Days</b>	(3rd Year/College) .....11 (Rounds 11-20) .....1
<b>Median Age .....24</b>	(4th+ Year/College) .....4 (Rounds 21-40) .....5

**ROYALS TOP-30 PROSPECTS (RANKING ACCORDING TO MLB PIPELINE)**

#	PLAYERS (POSITION)	OVERALL RANKING	BASEBALL AMERICA RANKING
3	Asa Lacy (LHP) (IL)	68th Overall /5th LHP	Royals 5th / 9th LHP
5	Nick Loftin (OF)		Royals 12th
11	Alec Marsh (RHP)		Royals 14th
12	Ángel Zerpa (LHP)		Royals 24th
16	Anthony Veneziano (LHP)		Royals 30th
18	Will Klein (RHP)		Royals 22nd
20	Maikel Garcia (SS)		Royals 15th
21	Michael Massey (2B)		Royals 13th
27	Drew Parrish (LHP)		Royals 18th
28	Nathan Webb (RHP) (IL)		-
-	Yefri Del Rosario (RHP)		Royals 25th

**UNIFORM RECORDS**

 <b>Navy/Red (13-12)</b> Home: 6-7 Road: 7-5	 <b>Red (6-5)</b> Home: 0-0 Road: 6-5	 <b>White/Navy (1-3)</b> Home: 1-3 Road: 0-0	 <b>Los Naturales</b> Home: 0-0 Road: 0-0	 <b>Growlin' Chickens</b> Home: 0-0 Road: 0-0	 <b>Fauxback</b> Home: 0-0 Road: 0-0
 <b>White (7-4)</b> Home: 7-4 Road: 0-0	 <b>Grey (6-6)</b> Home: 0-0 Road: 6-6	 <b>Navy (7-10)</b> Home: 0-6 Road: 7-4	 <b>Los Naturales</b> Home: 0-0 Road: 0-0	 <b>Growlin' Chickens</b> Home: 0-0 Road: 0-0	 <b>Fauxback</b> Home: 0-0 Road: 0-0
<b>HOME UNIFORM COMBINATIONS</b>			<b>ROAD UNIFORM COMBINATIONS</b>		
Navy/Red Hat & White Jersey: 6-3		Navy/Red Hat & Navy Jersey: 0-4		Navy/Red Hat & Grey Jersey: 3-2	
White Hat & White Jersey: 1-1		White Hat & Navy Jersey: 0-2		Navy/Red Hat & Navy Jersey: 4-3	
Red Hat & White Jersey: 0-0		Red Hat & Navy Jersey: 0-0		Red Hat & Grey Jersey: 3-4	
Specialty/Theme Uniforms: 0-0					

**NATURALS IN-SEASON BIRTHDAYS**

**APRIL (3)**

- 4/14 – Walter Pennington (24)
- 4/14 – Jake Means (26)
- 4/25 – Ryan Grotjohn (27)

**MAY (5)**

- 5/6 – Tucker Bradley (24)
- 5/7 – Derrick Lewis (46)
- 5/14 – Alec Marsh (24)
- 5/14 – Christian Colón (33)
- 5/21 – Chris Widger (51)

**JUNE (2)**

- 6/2 – Asa Lacy (23)
- 6/10 – Stephen Woods Jr. (27)

**JULY (2)**

- 7/11 – Zack Phillips (24)
- 7/12 – Logan Porter (27)

**AUGUST (1)**

- 8/20 – Nathan Webb (25)

**SEPTEMBER (6)**

- 9/1 – Anthony Veneziano (25)
- 9/3 – Jonah Dipoto (26)
- 9/4 – Seuly Matias (24)
- 9/23 – Yefri Del Rosario (23)
- 9/25 – Nick Loftin (24)
- 9/27 – Ángel Zerpa (23)





## NATURALS TRANSACTIONS

### 2022 BREAKING ROSTER

**Pitchers (16):** LHP Dante Biasi, LHP Holden Capps, RHP Christian Cosby, RHP Yefri Del Rosario, RHP Jonah Dipoto, RHP Zach Haake, LHP Asa Lacy, RHP Alec Marsh, LHP Drew Parrish, LHP Zack Phillips, RHP Andrés Sotillet, LHP Anthony Veneziano, RHP Nathan Webb, RHP Zach Willeman, RHP Stephen Woods Jr. and LHP Ángel Zerpa.

**Catchers (3):** Tyler Cropley, Sebastian Rivero, Logan Porter

**Infielders (7):** Nathan Eaton, Maikel Garcia, Robbie Glendinning, Ryan Grotjohn, Michael Massey, Jake Means, Gavin Stupienski

**Outfielders (4):** Tucker Bradley, Nick Loftin, Seuly Matias, John Rave

- 4/4 Kansas City Royals announce Breaking Roster
- 4/8 LHP **Holden Capps** placed on the development list  
INF **Gavin Stupienski** placed on the development list
- 4/12 RHP **Nate Webb** placed on the 7-day injured list
- 4/16 LHP **Holden Capps** activated from the development list
- 4/19 C **Tyler Cropley** placed on the 7-day injured list  
RHP **Christian Cosby** placed on the 7-day injured list  
INF **Gavin Stupienski** activated from the development list
- 4/21 LHP **Walter Pennington** transferred to Northwest Arkansas (AA) from Quad Cities (A+)
- 4/23 RHP **Zach Haake** placed on the 7-day injured list  
RHP **Patrick Halligan** transferred to Northwest Arkansas (AA) from Columbia (A)
- 4/26 RHP **Patrick Halligan** transferred to Quad Cities (A+) from Northwest Arkansas (AA)
- 4/28 RHP **Ándres Sotillet** transferred to Omaha (AAA) from Northwest Arkansas (AA)
- 5/3 INF **Ryan Grotjohn** placed on the Development List  
INF **Brhet Bewley** activated from the Quad Cities Injured List and transferred to Northwest Arkansas (AA)  
LHP **Patrick Smith** transferred to Northwest Arkansas (AA) from Quad Cities (A+)  
LHP **Marcelo Martinez** transferred to Northwest Arkansas (AA) from Omaha (AAA)
- 5/8 C **Sebastian Rivero** recalled by Kansas City (MLB) from Northwest Arkansas (AA)
- 5/9 C **Sebastian Rivero** optioned to Northwest Arkansas (AA)  
C **Sebastian Rivero** recalled by Kansas City (MLB) from Northwest Arkansas (AA)
- 5/10 LHP **Asa Lacy** placed on the 7-day injured list  
INF **Ryan Grotjohn** activated from the Development List
- 5/13 C **Sebastian Rivero** optioned to Northwest Arkansas (AA)
- 5/14 LHP **Patrick Smith** placed on the Development List  
RHP **Will Klein** activated from the 7-day injured list
- 5/17 C **Sebastian Rivero** recalled by Kansas City (MLB) from Northwest Arkansas (AA)
- 5/21 LHP **Marcelo Martinez** transferred to Omaha (AAA) from Northwest Arkansas (AA)
- 5/24 LHP **Patrick Smith** transferred to Quad Cities (A+) from Northwest Arkansas (AA)  
RHP **Ándres Sotillet** transferred to Northwest Arkansas (AA) from Omaha (AAA)
- 5/26 OF **John Rave** transferred to Omaha (AAA) from Northwest Arkansas (AA)  
INF **Nate Eaton** transferred to Omaha (AAA) from Northwest Arkansas (AA)



## #36 CHRIS WIDGER • MANAGER

- Chris Widger will manage the Naturals after guiding the River Bandits to a High-A Central championship in their first season as a Kansas City affiliate in 2021. In doing so, he was named the Minor League Manager of the Year by *Baseball America* following the 2021 season.
- 2022 marks Widger's seventh year in the Royals' organization, as he was slated to manage Advanced-A Wilmington in 2020 and led Burlington to the Appalachian League Championship Series in his first season as Manager in 2019. Prior to that, he was Wilmington's Bench Coach from 2016-18.
- Before joining the Royals organization, he managed the Independent League Camden Riversharks in 2015 and was their Pitching Coach from 2012-14.
- A third-round pick by Seattle in the 1992 Draft, Widger played in parts of 10 seasons in the Majors with the Mariners (1995-96, 2000), Expos (1997-2000), Yankees (2002), Cardinals (2003), White Sox (2005-06) and Orioles (2006), winning a World Series with Chicago in 2005.
- Widger and his wife, Whitney, reside in Pennsville, N.J., with their children: C.J., Ashlynn and Skylar.



## #43 DERRICK LEWIS • PITCHING COACH

- Derrick Lewis is in his third season with the Royals' organization and second as pitching coach at Northwest Arkansas.
- He spent the previous 16 seasons in the Atlanta Braves' organization, the first 14 as a Minor League pitching coach and the last two as the Pitching Coordinator.
- Pitching coach timeline: 2004-07: GCL Braves (Gulf Coast League, RK)... 2008-10: Danville Braves (Appalachian League, RK)... 2011-13: Rome Braves (South Atlantic League, A)... 2014: Lynchburg Hillcats (Carolina League, A+)... 2015-2016: Carolina Mudcats (Carolina League, A+)... 2017: Mississippi Braves (Southern League, AA)
- He played seven seasons in the Braves' organization from 1997-2003, after being selected in the 20th round of the 1997 draft.
- Lewis and his wife, Roslyn, reside in Charlotte, North Carolina, with their daughter, Skye and Son, Lake.



## #6 ABRAHAM NÚÑEZ • HITTING COACH

- Abraham Núñez enters his fourth season as Northwest Arkansas' hitting coach after serving in the same capacity with High-A Wilmington (2015-2018), Class-A Lexington (2014), Rookie Advanced Burlington (2013) and the Dominican Royals (2012).
- Núñez played for parts of 12 seasons in the Majors with the Pirates (1997-2004), Cardinals (2005), Phillies (2006-2007) and Mets (2008). A switch-hitter, he owns a career average of .242 as a utility infielder in the big leagues, primarily playing third base, but could play all four infield positions.
- His best season came in 2005 when he batted .285 in 139 games for the National League Champion St. Louis Cardinals.
- Lifetime .346 (9-for-28) hitter in the postseason, including the 2005 National League Championship Series with St. Louis when he hit .385, though did not play in the World Series.
- Born in Santo Domingo, Dominican Republic, he now resides in Hudson, Massachusetts.



## #27 CHRISTIAN COLÓN • ASSISTANT HITTING COACH

- Christian Colón returns to the organization as the Naturals Assistant Hitting Coach in 2022, following a 12-year professional career.
- He was the Royals first-round pick in the 2010 MLB Draft, scored the winning run in the 2014 AL Wild Card game and had the game-winning hit in the title-clinching Game 5 of the 2015 World Series.
- After being drafted in 2010, Colón ascended to Northwest Arkansas by 2011 and between 2011, 2012 and 2014, played 202 games for the Naturals ... in 2011, Colón led the Texas League in sacrifices (21), while leading the team in at-bats (491) and hits (126). His 21 sacrifices that season are the most a Naturals player has ever recorded in a single season, while 28 overall are tied for the club record.
- During his playing career, he made stops in Miami (2017) and Cincinnati (2019-20) ... spent 2021 with the Rich Baseball-owned Buffalo Bisons (Triple-A, Toronto) before announcing his retirement.
- He also played in parts of four seasons in the Puerto Rican Winter League.
- Christian lives in Cave Springs, Ark. (15 minutes North of Arvest Ballpark) with his wife, Kayla, and three daughters, Marley, Mia and Lucy.



## #23 MIKE JIRSCHLE • BENCH COACH

- Mike Jirschle enters his first season as the Bench Coach for Northwest Arkansas after spending last season in the same role for Manager Chris Widger in Quad Cities.
- He served as a Special Assistant to the General Manager in 2020 and was on the Royals coaching staff as the Third Base Coach from 2014-19 and won the World Series in 2015.
- Jirschle previously managed the Triple-A Omaha franchise for 11 seasons (2003-13), leading the team to four division titles, three-straight trips to the Pacific Coast League championship round (2011-13), two PCL titles (2011, 2013) and a Triple-A Championship in 2013.
- He earned the 2011 Mike Coolbaugh Award for outstanding baseball work ethic, knowledge of the game and skill in mentoring young players on the field.
- Prior to his 11-year stint with Omaha, he served as the Royals Minor League Infield Coordinator for four years (1998-2002), while he held managerial positions with Omaha (1995-97), Wilmington (1994), Rockford (1993) and the Gulf Coast Royals (1992).
- Jirschle was originally selected by the Texas Rangers in the fifth round of the 1977 MLB Draft and played in 999 minor league games over 13-plus seasons in the Rangers and Royals systems.



## DANNY ACCOLA • CERTIFIED ATHLETIC TRAINER

- Danny Accola is entering his seventh season with the Royals organization and first as the certified athletic trainer with the Naturals, after serving in the same role with the Quad Cities in 2021.
- He was slated to serve in that role with Wilmington in 2020 and previously filled those roles with Lexington in 2019, Burlington from 2017-18 and with Surprise in 2016.
- Accola graduated from the University of Central Missouri in 2014 and previously held an athletic training internship with the Denver Broncos in 2013.



**DREW EPPERSON**  
VIDEO COORDINATOR



## C.J. MIKKELSEN • STRENGTH & CONDITIONING COACH

- C.J. Mikkelsen will serve as the Northwest Arkansas Strength & Conditioning Coach for the second consecutive season, after being slated to fill that same role at Idaho Falls in 2020.
- He graduated in December 2019 with a master's degree in sports physiology from Texas A&M University, where he also worked as a Sports Performance Graduate Intern.
- Mikkelsen earned his bachelor's degree in exercise and wellness from Arizona State University in 2016. He resides in Desert Hills, Arizona.



**MITCH MEYER**  
VIDEO COORDINATOR



Drew Parrish - Pitching - Stat Splits - 2022 - Regular Season

Table with 25 columns: Split, Team, W, L, ERA, G, GS, CG, SHO, SV, IP, H, R, ER, HR, HB, BB, IBB, SO, WHIP, AVG, AB, WP, BK, GIDP, TBF, NP-S. Rows include Home Games, Away Games, Day Games, Night Games, On Grass, April, May, On Tuesdays, On Wednesdays, On Thursdays, On Fridays, On Saturdays, On Sundays, In games following a win, In games following a loss, Starter.

Drew Parrish - Opposing Hitting - Stat Splits - 2022 - Regular Season

Table with 25 columns: Split, Team, AVG, G, AB, R, H, 2B, 3B, HR, RBI, BB, IBB, SO, SB, CS, OBP, SLG, OPS, HBP, SAC, SF, GIDP. Rows include vs Left, vs Right, Team is ahead, Team is behind, Score is tied, Batting First through Batting Ninth, Leading Off, First Inning through Seventh Inning, Bases Empty, Runner at 1st through 3rd, Runners at 1st & 2nd, Runners at 1st & 3rd, Bases Loaded, Runners On, Scoring Position, No Outs, One Out, Two Outs, Ahead in Count, Behind in Count, 0-0 Count through 3-2 Count, Pitcher.







PLAYER

QUICK NOTES

CAREER HIGHS

14 HOLDEN CAPPS
LHP • R/L • 6'1" • 194 lbs • 3/24/1995 (27)
2019 MLB Draft - Round 8 (U. of Central Oklahoma)
Born/Resides: Lawton, Oklahoma

2022: Two scoreless outings in 2022, 0.2 IP on 4/28 and 0.2 IP on 5/11.
2021: Began the season on the Naturals' 60-Day IL and split the season between the Arizona Complex League, Quad Cities (A+) and NW Arkansas ... combined between three levels, went 4-2 across 22 games (three starts) with a 5.79 ERA (24 ER in 37.1 IP) and 36 strikeouts.
2019: Split the season between Wilmington (A+) and NW Arkansas (AA), pitching in 39 games out of the bullpen for the Blue Rocks and Naturals with a combined 2.61 ERA (15 ER in 51.2 IP) and 55 strikeouts.
2SFB, SL, CH | CONSECUTIVE BATTERS RETIRED: 0 | SCORELESS STREAK: 0.1 IP (5/25/2022)

IP 5.0 (5x) Last: 9/3/17 vs. Orem
K 7 (2x) Last: 7/1/18 vs. Asheville
BB 3 7/25/17 @ Missoula
H 8 (3x) Last: 9/3/17 vs. Orem
R 7 9/9/17 @ Ogden
NP 95 (8/28/17 @ Ogden)

17 ZACK PHILLIPS
LHP • L/L • 6'1" • 170 lbs • 7/11/1998 (23)
2019 MLB Draft - Round 27 (Ole Miss)
Born/Resides: Sierra Vista, Arizona • Resides: Texarkana, Arkansas

2021: Split the season between Columbia (A) and Quad Cities (A+), combining to pitch in 25 games out of the bullpen with an 0-4 record, but three saves and a 2.06 ERA (11 ER in 48.0 IP) while walking just 13 and striking out 51 ... 16 of his 25 total appearances were scoreless.
2019: After being drafted, was assigned to Burlington (R) in the Appalachian League and pitched in 20 games out of the bullpen for the B-Royals, going 4-1 with two saves and a 2.15 ERA (9 ER in 37.2 IP), while striking out 29.
4SFB, 2SFB, CT, SL, CH | CONSECUTIVE BATTERS RETIRED: 3 (5/22/2022) | SCORELESS STREAK: 6.0 IP (5/11/22 to 5/22/22)

IP 4.0 (3x) Last: 4/21/22 @ Frisco
K 6 7/13/21 @ Myrtle Beach
BB 4 4/9/22 @ Springfield
H 6 (2x) Last: 9/18/21 vs. South Bend
R 8 4/9/22 @ Springfield
NP 60 4/9/22 @ Springfield

18 ALEC MARSH
RHP • R/R • 6'3" • 220 lbs • 5/14/1998 (24)
2019 MLB Draft - Round 2, 70th Overall (Arizona State)
Born: Waukesha, Wisc. • Resides: Milwaukee, Wisc.

Ranked by MLB Pipeline as the No. 11 Royals prospect ... Ranked by Baseball America as the No. 14 Royals prospect
2022: Has struck out 7 or more in six of eight starts this year, including 10 strikeouts in each of last two starts, at least 8 in four straight starts.
2021: Broke camp with NW Arkansas (AA) and made six starts for the Naturals, before missing the rest of the year with an injury ... went 1-3 with a 4.97 ERA (14 ER in 25.1 IP) with 42 strikeouts (14.92 K/9) ... over his first 8.1 Double-A innings: 8.1 hits and scoreless innings, named first ever Double-A Central Pitcher of the Week.
4SFB, SL, CV, CH | CONSECUTIVE BATTERS RETIRED: 1 (5/25/2022) | SCORELESS STREAK: 0.1 IP (5/25/2022)

IP 6.0 5/14/21 vs. Tulsa
K 11 5/14/21 vs. Tulsa
BB 5 5/12/22 vs. Wichita
H 9 5/21/21 @ Springfield
R 4 (5x) Last: 4/30/22 vs. Amarillo
NP 91 4/9/22 @ Midland

22 STEPHEN WOODS JR.
RHP • R/R • 6'1" • 200 lbs • 6/10/1995 (26)
Traded from Tampa Bay - 7/21/2020
Born: New Hyde Park, N.Y. • Resides: Huntington Station, N.Y.

2021: Spent the entire season with NW Arkansas (AA), beginning the season as a starting pitcher and finishing the year as a reliever ... in 22 games (7 starts, 15 relief appearances), went 5-7 with a 7.42 ERA (39 ER in 47.1 IP), while walking 45 and striking out 48.
2018-19: Missed 2018 due to injury, went 9-3 in 2019 ... selected by Kansas City with the fourth overall pick in the Rule 5 Draft (12/12/2019).
2016-17: Played two seasons in the Giants organization, reaching Class-A, traded to Tampa Bay December 20 in the 3B Evan Longoria deal.
4SFB, CV, CH, CT | CONSECUTIVE BATTERS RETIRED: 0 | SCORELESS STREAK: 0.0 IP

IP 7.0 (2x) Last: 6/18/17 vs. Asheville
K 10 5/21/17 @ Charleston
BB 5 (6x) Last: 6/30/21 @ Springfield
H 10 6/18/21 @ San Antonio
R 7 6/18/21 @ San Antonio
NP 96 6/12/17 vs. Greenville

27 WALTER PENNINGTON
LHP • L/L • 6'2" • 205 lbs • 4/14/1998 (24)
Signed 8/19/2020 as an Undrafted League Free Agent
Born: Englewood, Colorado • Resides: Broomfield, Colorado

2022: Assigned to NW Arkansas on 4/21 ... Pitched 5.2 scoreless innings with nine strikeouts for Quad Cities (A+) across three relief outings ... earned decisions in five of first six outings, three wins, one loss and one save.
2021: Pitched 22 games for Columbia (A), went 3-3 with a team-leading four saves and a 3.18 ERA (14 ER in 39.2 IP) and 37 strikeouts ... placed on the 7-day injured list on 8/14 ... assigned to the ACL Royals Blue (R) on 9/7 for rehab and finished his season with two games there.
MISC: Graduated from the Colorado School of Mines with a mechanical engineering degree, threw 224.2 innings, but also hit .288 with a 1.142 OPS as an outfielder.
4SFB, CV, CH | CONSECUTIVE BATTERS RETIRED: 2 (5/25/2022) | SCORELESS STREAK: 2.0 IP (5/21/22 to 5/25/22)

IP 3.1 (2x) Last: 5/7/22 @ Arkansas
K 5 (2x) Last: 4/15/22 vs. Cedar Rapids
BB 4 7/28/21 @ Charleston
H 5 7/11/21 vs. Charleston
R 5 (2x) Last: 4/26/22 vs. Amarillo
NP 51 6/24/21 vs. Myrtle Beach

28 DREW PARRISH
LHP • L/L • 6'11" • 195 lbs • 12/8/1997 (24)
2019 MLB Draft - Round 4 (Florida State)
Born: Cape Canaveral, Florida • Resides: Rockledge, Florida

Ranked by MLB Pipeline as the No. 27 Royals prospect ... Ranked by Baseball America as the No. 18 Royals prospect
2022: Back-to-back Texas League Pitcher of the Week, on 5/9 and 5/16, threw 22.1 scoreless IP between 5/1 and 5/20.
2021: Split the season between Quad Cities (A+) and NW Arkansas (AA), with a break in between to pitch for Team USA at the 2021 WBSC Olympic Baseball Qualifiers ... named an MiLB.com Organization All-Star ... among qualified Minor League pitchers (96.0 IP), ranked 14th in WHIP, 14th in opponents' batting average (.198) and 16th in ERA (2.83) ... named August Double-A Central Pitcher of the Month.
4SFB, CV, CH | CONSECUTIVE BATTERS RETIRED: 0 | SCORELESS STREAK: 0.0 IP

IP 7.0 (4x) Last: 5/13/22 vs. Wichita
K 9 (3x) Last: 5/13/22 vs. Wichita
BB 5 8/21/21 @ Tulsa
H 7 9/12/21 @ Wichita
R 5 6/10/21 @ Frisco
NP 100 5/20/22 @ Arkansas

29 ZACH WILLEMANN
RHP • R/R • 6'3" • 215 lbs • 5/13/1996 (26)
Traded from Los Angeles (NL) as PTBNL - 10/20/2021
Born/Resides: Napoleon, Ohio

2022: 9 of 15 outings have been scoreless, including last four games ... retired 13 straight batters, 5/12 to 5/24, including 3 perfect outings 5/18, 5/20, 5/22
2021: Joined the Royals as the Player to be Named Later in the deal that originally sent LHP Danny Duffy from the KC to LA on 7/30 ... spent the entire 2021 season with Tulsa (AA), going 3-2 with three saves across 33 relief appearances with a 3.78 ERA (20 ER in 47.2 IP) while striking out 59 ... - 28.2% K% and 11.14 K/9 both ranked 14th in the Dodgers organization among pitchers who threw at least 45.0 innings.
2019: Pitched in 21 games (6 starts) for Great Lakes (A) and went 4-7 with two saves and a 5.38 ERA (48 ER in 80.1 IP) and 55 strikeouts.
4SFB, SL, CH | CONSECUTIVE BATTERS RETIRED: 2 (5/24/2022) | SCORELESS STREAK: 6.0 IP (5/12/22 to 5/24/22)

IP 6.0 (2x) Last: 7/30/21 vs. South Bend
K 10 7/30/21 vs. South Bend
BB 5 4/9/22 @ Springfield
H 12 7/29/19 vs. Missoula
R 9 7/29/19 vs. Missoula
NP 86 7/30/21 vs. South Bend

32 ANTHONY VENEZIANO
LHP • L/L • 6'6" • 200 lbs • 9/1/1997 (24)
2019 MLB Draft - Round 10 (Castal Carolina)
Born/Resides: Hackettstown, New Jersey

Ranked by MLB Pipeline as the No. 16 Royals prospect ... Ranked by Baseball America as the No. 30 Royals prospect
2022: First six games of year were starts ... pitched 5.0 scoreless on 5/8 @ SPR ... did not issue walk for first time on 5/14 vs. WCH, in 4.2 IP of relief.
2021: Named Quad Cities (A+) Pitcher of the Year ... across 22 starts, went 6-4 with a 3.75 ERA (39 ER in 93.2 IP), while striking out an organization-best 127 and walking just 37 ... named the High-A Central Pitcher of the Year and All-Star left-handed starting pitcher.
4SFB, SL, CH | CONSECUTIVE BATTERS RETIRED: 0 | SCORELESS STREAK: 0.1 IP (5/22/2022)

IP 3.0 (5x) Last: 8/12/21 vs. Beloit
K 6 (5x) Last: 8/12/21 vs. Beloit
BB 5 5/14/21 vs. Wichita
H 5 5/21/22 @ Arkansas
R 4 (4x) 5/21/22 @ Arkansas
NP 56 7/1/21 vs. Cedar Rapids

33 WILL KLEIN
RHP • R/R • 6'5" • 230 lbs • 3/23/1999 (22)
2020 MLB Draft - Round 5 (Eastern Illinois)
Born: Maryville, Tennessee • Resides: Bloomington, Indiana

Ranked by MLB Pipeline as the No. 18 Royals prospect ... Ranked by Baseball America as the No. 22 Royals prospect
2022: Started the season on Injured List with shin splints, assigned to NW Arkansas on 5/14.
2021: Named an MiLB.com Organization All-Star and MLB Pipeline's Royals Pitching Prospect of the Year ... pitched in 36 games out of the bullpen for Quad Cities, went 7-1 with four saves and a 3.58 ERA, with 121 strikeouts in 70.1 IP ... among minor league pitchers who threw 70.0 innings, ranked 1st with 15.48 K/9 and 40.9% strikeout %, while 121 strikeouts were most for those with less than 15 starts.
4SFB, CB, CH | CONSECUTIVE BATTERS RETIRED: 0 | SCORELESS STREAK: 0.2 IP (5/21/2022)

IP 5.0 6/5/21 vs. Beloit
K 7 (5x) Last: 5/21/22 @ Arkansas
BB 5 6/29/21 vs. Cedar Rapids
H 6 4/29/22 vs. Amarillo
R 5 (2x) Last: 7/30/21 @ Dayton
NP 81 5/5/22 @ Springfield

38 DANTE BIASI
LHP • L/L • 6'0" • 200 lbs • 11/28/1996 (25)
2019 MLB Draft - Round 5 (Penn State)
Born: Wilkes Barre, Penn. • Resides: Hazleton, Penn.

2022: First two games came in relief, piggybacking Asa Lacy ... made spot start on 4/23 @ FRI, threw 4.0 scoreless vs. Jack Leiter, then made two more starts.
2021: Spent the entire season with Quad Cities (A+), going 5-2 with two saves across 24 games (six starts) with a 3.77 ERA (30 ER in 71.2 IP) and 84 strikeouts ... first 16 appearances of the year all came in relief, six of his last eight were starts, including four straight to end the year.
2019: Pitched in seven games for Burlington (R), going 1-0 with a 2.50 ERA (5 ER in 18.0 IP) and 24 strikeouts to just three walks.
COLLEGE: Across 28 games (27 starts) at Penn State, went 6-12 with a 3.76 ERA (57 ER in 136.1 IP) while striking out 153 and walking just 69.
4SFB, SL, CH, 2SFB | CONSECUTIVE BATTERS RETIRED: 8 (5/21/2022) | SCORELESS STREAK: 5.0 IP (5/17/22 to 5/21/22)

IP 7.0 8/30/18 vs. Augusta
K 9 8/30/18 vs. Augusta
BB 5 (2x) Last: 8/1/21 vs. Wichita
H 8 6/22/18 vs. Charleston
R 8 6/22/18 vs. Charleston
NP 95 6/22/18 vs. Asheville

45 YEERI DEL ROSARIO
RHP • R/R • 6'2" • 180 lbs • 9/23/1999 (22)
Signed 12/5/2017 as a Minor League Free Agent
Born/Resides: Miches, Dominican Republic

Ranked by Baseball America as the No. 25 Royals prospect
2022: Did not allow a run across first four games and 11.1 IP of season ... 8 of 12 appearances have been scoreless.
2021: Spent the entire season with Northwest Arkansas, pitching in 26 games (11 starts) and going 2-4 with a 5.99 ERA (47 ER in 70.2 IP) ... ranked third on the Naturals pitching staff in strikeouts (78) and innings pitched (70.2), and fifth in both games pitched and games started.
2019: Did not pitch due to injury ... had a nerve issue in his right bicep, only treatment was rest.
4SFB, 2SFB, SL, CH | CONSECUTIVE BATTERS RETIRED: 1 (5/24/2022) | SCORELESS STREAK: 0.1 IP (5/24/2022)

IP 9.0 7/7/18 vs. Greensboro
K 10 7/7/18 vs. Greensboro
BB 4 9/2/18 vs. Potomac
H 11 (3x) Last: 6/21/18 vs. Charleston
R 9 6/21/18 vs. Charleston
NP 113 7/7/18 vs. Greensboro

51 ANDRES SOTILLET
RHP • R/R • 6'1" • 215 • 3/2/1997 (25)
Signed 7/4/2015 as an International Free Agent
Born: Cumana, Venezuela • Resides: Sucre, Venezuela

His 61 career games pitched for Northwest Arkansas are the most among active Naturals pitchers, tied 19th all-time in NWA history.
2022: Began the season pitching 5 games with NWA, assigned to Omaha (AAA) on 4/28 and pitched eight games with 3.86 ERA ... back to NWA 5/24
2021: Began the season with Omaha (AAA) and split the season between the Storm Chasers and NW Arkansas (AA), pitching in 34 games (1 start) with a 5.52 ERA (28 ER in 45.2 IP) ... pitched for Venezuela in the WBSC Baseball Americas Olympic Qualifying event May 31 to June 5.
2019: Split the entire year with NW Arkansas (AA), going 6-1 across 34 games (four starts) with a 3.35 ERA (28 ER in 75.1 IP)
2SFB, SL, CH | CONSECUTIVE BATTERS RETIRED: 1 (5/24/2022)

IP 6.0 (6x) Last: 7/21/21 @ Tulsa
K 10 7/20/17 @ DSL Astros Blue
BB 4 (2x) Last: 8/18/18 @ AZL Mariners
H 11 (2x) Last: 7/26/19 @ Princeton
R 9 7/26/19 @ Princeton
NP 88 5/11/21 vs. Cedar Rapids

53 ANGEL ZERPA
LHP • L/L • 6'0" • 220 lbs • 9/27/1999 (22)
Signed 6/26/2016 as an International Free Agent
Born: Valle De La Pascua, Venz. • Resides: Anaco, Venz.

Ranked by MLB Pipeline as the No. 12 Royals prospect ... Ranked by Baseball America as the No. 24 Royals prospect ... rated as having the "Best Control" among Royals' pitching prospects in the 2022 Best Tools survey from BA.
2022: Two scoreless starts: 4/16 & 4/22, 9.0 IP total ... after 2.0 inning start on 4/10, last six starts have been at least 4.0 innings.
2021: Began the season in Quad Cities (A+) and after stops with NW Arkansas (AA) and Omaha (AAA), made his Major League debut on Sept. 30 vs. Cleveland, pitching 5.0 innings and allowing two runs with four strikeouts ... 108 strikeouts between the three MiLB levels ranked 8th among Royals minor pitchers, as did 88.1 innings pitched.
4SFB, 2SFB, SL, CH | CONSECUTIVE BATTERS RETIRED: 1 (5/24/2022) | SCORELESS STREAK: 0.1 IP (5/24/2022)

IP 3.0 (4x) Last: 5/16/21 vs. Cedar Rapids
K 6 5/16/21 vs. Cedar Rapids
BB 4 (2x) Last: 4/8/22 @ Springfield
H 4 6/25/19 @ AZL Padres 1
R 3 (4x) Last: 7/30/21 vs. South Bend
NP 44 (2x) Last: 5/16/21 vs. Cedar Rapids

55 JONAH DIPOTO
RHP • R/R • 6'1" • 225 • 9/3/1996 (25)
2019 MLB Draft - Round 35 (University of San Diego)
Born: Queens, New York • Resides: San Diego, California

2022: Pitched a scoreless Cactus League inning with a strikeout on 3/29 against his dad's Seattle Mariners ... has 34.5% K% and 14.29 K/9.
2021: Pitched 22 games for Quad Cities, went 1-0 with eight saves (in 10 chances) and a 3.19 ERA (11 ER in 31.0 IP) and 39 strikeouts ... eight saves ranked tied second in the Royals' system ... 15 of his 22 outings were scoreless, only allowing more than one run three times.
MISC: Full name is Jonah Seaver Dipoto, after Tom Seaver ... father Jerry Dipoto is currently the General Manager of the Seattle Mariners.
SI, 4SFB, SL, CH | CONSECUTIVE BATTERS RETIRED: 3 (5/25/2022) | SCORELESS STREAK: 5.1 IP (5/12/22 to 5/25/22)

IP 3.0 (4x) Last: 5/16/21 vs. Cedar Rapids
K 6 5/16/21 vs. Cedar Rapids
BB 4 (2x) Last: 4/8/22 @ Springfield
H 4 6/25/19 @ AZL Padres 1
R 3 (4x) Last: 7/30/21 vs. South Bend
NP 44 (2x) Last: 5/16/21 vs. Cedar Rapids





STARTING PITCHER SPLITS

PITCHER	GS	W-L	TEAM W-L	R SUPPORT	SUPPORT/START
28 Parrish, Drew	8	4-2	5-3	25	3.13
18 Marsh, Alec	8	1-2	3-5	17	2.13
32 Veneziano, Anthony	7	1-4	3-4	25	3.57
53 Zerpa, Angel	7	1-3	2-5	23	3.29
38 Biasi, Dante	3	0-0	3-0	12	4.00
39 Martinez, Marcelo	3	1-1	2-1	15	5.00
21 Lacy, Asa	2	0-1	1-1	9	4.50
33 Klein, Will	2	0-0	1-1	1	0.50
<b>40</b>				<b>127</b>	<b>3.18</b>

1ST PITCH STRIKES

FPS	TBF	% FPS
105	171	61.4%
88	146	60.3%
51	117	43.6%
79	125	63.2%
24	54	44.4%
39	55	70.9%
23	43	53.5%
10	23	43.5%
<b>419</b>	<b>734</b>	<b>57.1%</b>

1-2-3 INNINGS

TOTAL	POSSIBLE	% 1-2-3
22	43	51.2%
10	33	30.3%
4	20	20.0%
4	29	13.8%
1	11	9.1%
7	14	50.0%
3	9	33.3%
0	2	0.0%
<b>51</b>	<b>161</b>	<b>31.7%</b>

NATURALS STARTERS VS. RELIEVERS

STARTERS	RELIEVERS
8-12	W-L 12-8
4.85	ERA 5.57
167.0	INNINGS 185.2
152 (21)	HITS (HR) 197 (23)
97 (90)	R (ER) 124 (115)
85	BB 102
186	K 174
1.42	WHIP 1.61
.237	AVG .276

NATURALS RELIEVERS

PITCHER	LAST APPEARANCE (NWA)
38 Biasi, Dante	SAT 5/21 @ Arkansas (4.1 IP)
14 Capps, Holden	WED 5/25 @ Midland (1.0 IP)
Cosby, Christian	TUE 4/13 vs. Wichita (2.1 IP)
45 Del Rosario, Yefri	TUE 5/24 @ Midland (2.0 IP)
55 Dipoto, Jonah	WED 5/25 @ Midland (1.0 IP)
Haake, Zach	TUE 4/19 @ Frisco (2.2 IP)
27 Pennington, Walter	WED 5/25 @ Midland (1.0 IP)
17 Phillips, Zack	SUN 5/22 @ Arkansas (2.2 IP)
Smith, Patrick	THU 5/12 vs. Wichita (0.1 IP)
51 Sotillet, Andrés	TUE 5/24 @ Midland (1.0 IP)
32 Veneziano, Anthony	SAT 5/14 vs. Wichita (4.2 IP)
29 Willeman, Zach	TUE 5/24 @ Midland (1.0 IP)
22 Woods Jr., Stephen	SUN 5/22 @ Arkansas (1.1 IP)

ENTRANCE SITUATION

LEAD	TRAIL	TIED
3	2	-
4	3	2
-	1	1
6	6	-
5	8	-
1	2	-
5	2	3
2	7	-
1	1	1
5	-	1
-	1	-
8	5	2
7	4	1
<b>47</b>	<b>42</b>	<b>11</b>

INNING ENTERING THE GAME

1	2	3	4	5	6	7	8	9	10+
-	1	-	-	1	2	-	-	-	-
-	-	-	-	3	3	1	-	2	-
-	-	-	1	1	-	-	-	-	-
-	-	1	2	1	4	1	2	1	-
-	-	-	-	-	3	5	3	2	-
-	-	1	-	1	1	-	-	-	-
-	-	-	2	1	-	3	2	1	1
1	1	1	-	3	1	1	1	-	-
-	-	-	-	-	2	1	-	-	-
-	-	-	-	-	-	1	4	1	-
-	1	-	-	1	-	-	-	-	-
-	-	-	-	-	-	1	7	6	1
-	-	-	-	-	2	8	1	1	-
<b>1</b>	<b>3</b>	<b>3</b>	<b>5</b>	<b>11</b>	<b>18</b>	<b>22</b>	<b>20</b>	<b>14</b>	<b>2</b>

INHERITED RUNNERS

BR INHER.	BR SCORE	% SCORE
3	0	0.0%
3	0	0.0%
3	2	66.7%
8	3	37.5%
13	3	23.1%
3	3	100.0%
8	0	0.0%
7	0	0.0%
-	-	-
3	0	0.0%
3	1	33.3%
3	2	66.7%
4	1	25.0%
<b>61</b>	<b>15</b>	<b>24.6%</b>

1-2-3 INNINGS

TOTAL	POSSIBLE	% 1-2-3
5	15	33.3%
2	13	15.4%
1	4	25.0%
4	26	15.4%
4	12	33.3%
2	7	28.6%
5	15	33.3%
5	20	25.0%
-	-	-
3	9	33.3%
1	4	25.0%
7	19	36.8%
2	14	14.3%
<b>41</b>	<b>158</b>	<b>25.9%</b>

NATURALS PITCHER PICKOFF LOG (4)

DATE	INNING	PITCHER	RUNNER	BASE	OUT #
4/16 vs. Wichita	▲ 3	Ángel Zerpa (1)	Kevin Merrell	1st	1
4/28 vs. Amarillo	▲ 3	Ángel Zerpa (2)	Blaze Alexander	2nd	1
5/18 @ Arkansas	▼ 6	Zack Phillips (1)	Patrick Frick	1st	2
5/21 @ Arkansas	▼ 3	Dante Biasi (1)	Cade Marlowe	2nd	3

AUTOMATIC BALLS CALLED ON NATURALS PITCHERS (7)

DATE	INNING	UMPIRE	PITCHER	COUNT AT CALL	BATTER RESULT (COUNT)
4/19/2022 @ Frisco	▼ 2	Jake Bruner	Alec Marsh	0-0	Strikeout (1-2)
4/19/2022 @ Frisco	▼ 8	Jake Bruner	Stephen Woods Jr.	3-1	Walk (3-1)
4/21/2022 @ Frisco	▼ 3	Benjamin Engstrand	Anthony Veneziano	1-2	Walk (3-2)
4/26/2022 vs. Amarillo	▲ 3	Tanner Dobson	Drew Parrish	0-0	Popout (1-2)
4/30/2022 vs. Amarillo	▲ 3	Harrison Silverman	Alec Marsh	1-1	Strikeout (3-2)
5/1/2022 vs. Amarillo	▲ 1	Willie Traynor	Drew Parrish	0-2	Popout (1-2)
5/21/2022 @ Arkansas	▼ 1	Chris Presley-Murphey	Will Klein	0-0	Walk



PLAYER QUICK NOTES CAREER HIGHS

4 RYAN GROTJOHN INF/OF • L/R • 6'2" • 175 • 4/25/1995 (26) Signed 1/27/2022 as a Minor League Free Agent Born: Bakersfield, California • Resides: Scottsdale, Arizona

2022: Started season 0-for-11, first hit of season was 2nd inning home run on 4/30 vs. Amarillo. 2021: Released by Arizona on 1/8, spent the season in the American Association with the Kansas City Monarchs and was named the American Association All-Star at 2B, slashing .329/.436/.523 (109-for-339) with 10 HR and 60 RBI for the league champions ... led the team in OBP and ranked second on the team in AVG, BB (55) and SB (12) 2017-2019: Spent three seasons in the Diamondbacks' system originally Arizona's 10th-round pick in 2017 ... reached as high as Double-A Jackson in 2018 and 2019 ... won league championships with Jackson and Visalia (A+) in 2019.

H 4 (2x) Last: 8/21/18 vs. Peoria R 4 6/26/18 @ Peoria HR 1 (13x) Last: 4/30/22 vs. Amarillo RBI 7 7/27/18 vs. Beloit BB 3 (2x) Last: 5/14/19 @ Mobile SB 1 (13x) Last: 8/31/19 vs. Jacksonville

7 BRHET BEWLEY INF/OF • R/R • 5'11" • 182 lbs • 1/30/1997 (25) 2018 MLB Draft - Round 32 (University of San Diego) Born: Temecula, California Resides: Winchester, California

2022: Began the season on Injured List, activated by NW Arkansas on 5/3 ... went 2-for-5 in his first game of the season on 5/5 @ SPR, with a solo home run in the sixth inning, his second hit of the day ... went 3-for-3 with a double & two runs off the bench, 5/25 @ MID, tied single-game career high in hits. 2021: Spent most of the season with NW Arkansas (AA), slashing .230/.284/.363 (47-for-204) across 56 games ... out of action for a month, on the Injured List between 8/10 and 9/5 ... appeared at 2nd base (23 G), 3rd base (23 G), left field (5 G) and DH (5 G), also pitched one inning (7/25). 2019: Spent the entire season with Lexington (A), playing in 60 games, while slashing .252/.356/.307 (51-for-202) with one HR and 17 RBI.

H 3 (5x) Last: 5/25/22 @ Midland R 3 8/25/19 @ Augusta HR 1 (9x) Last: 9/17/21 vs. Springfield RBI 4 7/20/21 @ Tulsa BB 3 (3x) Last: 9/1/19 @ Hickory SB 2 (2x) Last: 7/31/18 @ Pulaski

8 MAIKEL GARCIA INF/INF • R/R • 6'0" • 145 • 3/3/2000 (22) Signed 7/27/2016 as an International Free Agent Born/Resides: La Sabana, Venezuela

Ranked by MLB Pipeline as the No. 20 Royals prospect ... Ranked by Baseball America as the No. 28 Royals prospect ... rated as having the "Best Infield Arm" among Royals' prospects in Baseball America's 2022 Best Tools survey. 2022: Has reached base in 36 of 39 games, reaching base multiple times on 26 occasions ... 14-game hitting streak from 4/27 to 5/12: hit .397 with .970 OPS. 2021: Split season between Columbia (A), and Quad Cities (A+), slashing .291/.380/.405 (120-for-480) between the two levels ... ranked third in the Royals' minor league system in average (.291) among qualified hitters and sixth in BABIP (.341) ... fifth in the system in hits (120), tied fourth in steals (35) ... added to KC 40-man roster on 11/19/21.

H 4 (3x) Last: 5/1/22 vs. Amarillo R 4 (2x) Last: 4/8/22 @ Springfield HR 1 (5x) Last: 9/8/21 vs. Peoria RBI 3 (4x) Last: 9/8/21 vs. Peoria BB 3 (5x) Last: 4/13/22 vs. Wichita SB 3 6/20/19 @ Bristol

9 JAKE MEANS INF/INF • R/R • 6'2" • 215 • 4/14/1996 (26) 2019 MLB Draft - Round 22 (Indiana State) Born/Resides: Olathe, Kansas

2022: Spent the first month and a half of the season with Columbia (A) before a promotion to Quad Cities (A+) on 6/15, where he finished out the season ... combined to slash .222/.343/.429 (76-for-343) over 97 games, with 16 home runs and 52 runs batted in ... assigned to the Surprise Saguaros of the Arizona Fall League after the MiLB season ... across 19 games, slashed .171/.244/.271 (12-for-70) with four doubles. 2019: Assigned to Burlington (R) and played in 60 games for the Royals, slashing .267/.410/.400 (56-for-210) with 17 extra-base hits (five home runs) and 29 runs batted in. 2018: Younger brother of Baltimore starting pitcher John Means ... attended Gardner Edgerton HS, same high school as Bubba Starling ... college teammates with Clay Dungan

H 4 8/12/19 @ Greeneville R 4 7/9/21 @ Wisconsin HR 1 (21x) Last: 9/18/21 vs. South Bend RBI 4 (2x) Last: 6/18/21 vs. Wisconsin BB 3 (3x) Last: 7/9/21 @ Wisconsin SB 1 (8x) Last: 4/8/22 @ Springfield

11 LOGAN PORTER CATCHER • R/R • 6'0" • 200 • 7/12/1995 (26) Signed 6/21/2018 as a Non-Drafted Free Agent Born: Phoenix, Arizona • Resides: Surprise, Arizona

2022: Has reached in 25 of 27 games ... team-best 1.018 OPS in May... Royals system leader in AVG (.319) & OBP (.443), 2nd in OPS (.911), 6th in SLG (.468). 2021: Spent the season with Quad Cities (A+) and slashed .241/.368/.451 (62-for-257) in 77 games ... named a High-A Central post-season All-Star at catcher ... hit a walk-off homer in Game 4 of the High-A Central Championship Series on 9/25 to win 2-1 and force Game 5. 2019: Spent the season with Burlington (R) and led the league in AVG (.352), OBP (.481), SLG (.648) and OPS (1.130), ranked tied for sixth in home runs (9). 2018: Grew up down the street from Surprise Stadium, was a doubter for the AZL Royals the summer of 2011 while in high school, also caught bullpens for the team.

H 4 8/6/19 @ Johnson City R 3 (4x) Last: 8/1/21 vs. South Bend HR 2 (5x) Last: 7/14/21 @ Beloit RBI 4 (2x) Last: 8/10/21 vs. Beloit BB 3 (3x) Last: 4/9/22 @ Springfield SB 1 8/10/21 vs. Beloit

12 TUCKER BRADLEY OUTFIELDER • L/L • 6'0" • 206 • 5/6/1998 (24) Signed 6/23/2020 as a Non-Drafted Free Agent Born/Resides: Chickamauga, Georgia

2022: Two of three home runs this season have been GRAND SLAMS, 4/23 @ Frisco and 5/12 vs. Wichita, both in 5th inning, first two of his pro career. 2021: Began his professional career splitting the year between Columbia (A) and Quad Cities (A+) and combined to slash .285/.380/.427 (94-for-330) with 30 extra-base hits and 45 runs batted in ... his .380 OBP ranked fourth among qualified Royals Minor Leaguers, while a .285 average and .807 OPS ranked eighth. 2017-2020: Played collegiately at the University of Georgia, where he slashed .317/.384/.412 (143-for-451) in 125 games with 14 doubles, nine home runs and 62 RBI ... lists his favorite college memory as playing at Baum-Walker Stadium his freshman season.

H 3 (10x) Last: 5/10/22 vs. Wichita R 3 (3x) Last: 8/17/21 @ South Bend HR 2 8/10/21 vs. Beloit RBI 5 6/24/21 @ Beloit BB 3 8/27/21 vs. Wisconsin SB 2 (4x) Last: 5/21/22 @ Arkansas

13 NICK LOFTIN OUTFIELDER • R/R • 6'1" • 180 • 9/25/1998 (23) 2020 MLB Draft - CBA Round (32nd Overall) Born/Resides: Corpus Christi, Texas

Ranked by MLB Pipeline as the No. 5 Royals prospect ... Ranked by Baseball America as the No. 12 Royals prospect ... rated as having the "Best Strike-Zone Discipline" among Royals' prospects in Baseball America's 2021 AND 2022 Best Tools surveys. 2022: Tied for team lead with 14 multi-hit games and second with seven multi-run games ... has reached base in 28 of 35 games, hits in 23 of 35 games. 2021: Spent his first pro season with Quad Cities (A+) and slashed .289/.374/.464 (103-for-356) across 90 games, named an MiLB.com Organization All-Star at third base ... won the High-A East Central batting title with a .289 average ... hit for the cycle on 8/1, going 5-for-6 at the plate with a walk-off homer in the ninth to complete the cycle.

H 5 8/1/21 vs. South Bend R 4 8/1/21 vs. South Bend HR 1 (14x) Last: 5/13/22 vs. Wichita RBI 5 4/22/22 @ Frisco BB 3 (2x) Last: 9/5/21 @ Cedar Rapids SB 2 4/12/22 vs. Wichita

16 ROBBIE GLENDINNING INF/INF • R/R • 6'2" • 198 • 10/16/1995 (26) Signed 2/22/2022 as a Minor League Free Agent Born: Perth, Western Australia • Resides: Kansas City, MO

2022: Reached base in first 15 games of the season, April 8-29, longest streak on team this season ... has reached base in 29 of 33 games this season. 2021: Did not play, missing the entire year after undergoing Tommy John surgery ... tore his UCL while playing catch in February 2021. 2017-2019: Drafted by Pittsburgh in the 21st Round in 2017 and spent three seasons in the Pirates organization, slashing .274/.361/.417 (174-for-636) across 189 games, reaching as high as Double-A Altoona in 2019 ... named a Florida State League Mid-season All-Star in 2019. COLLEGE: Transferred to the University of Missouri in 2017 after two years at Northern Iowa Community College.

H 4 5/23/19 vs. Lakeland R 3 (3x) Last: 5/4/22 @ Springfield HR 1 (21x) Last: 5/24/22 @ Midland RBI 4 (3x) Last: 5/21/22 @ Arkansas BB 3 (2x) Last: 6/17/19 vs. Harrisburg SB 2 6/3/19 @ Daytona

25 SEULY MATIAS OUTFIELDER • R/R • 6'3" • 225 • 9/4/1998 (23) Signed 7/4/2015 as an International Free Agent Born/Resides: La Isabela, Dominican Republic

Ranked by MLB Pipeline as the pre-season No. 31 Royals prospect ... rated as having the "Best Outfield" among Royals' prospects in Baseball America's Best Tools surveys for five straight years, 2018 to 2022. 2021: Split the season between Quad Cities (A+) and Northwest Arkansas (AA), with a rehab appearance for the ACL Royals Gold, playing in 64 total games with a .213/.309/.511 (50-for-235) slash line ... after the MiLB season, assigned to the Surprise Saguaros of the Arizona Fall League and slashed .188/.287/.425 (15-for-80) but tied for the team lead both with six home runs and 20 runs batted in.

H 5 6/26/21 @ Beloit R 4 (2x) Last: 7/9/21 @ Wisconsin HR 3 7/14/21 @ Beloit RBI 5 (2x) Last: 8/19/21 @ South Bend BB 3 5/4/22 @ Springfield SB 1 (17x) Last: 8/28/21 vs. Springfield

26 MICHAEL MASSEY INF/INF • L/R • 6'0" • 190 • 3/22/1998 (24) 2019 MLB Draft - Round 4 (University of Illinois) Born: Palos Park, Illinois • Resides: Champaign, Illinois

Ranked by MLB Pipeline as the No. 21 Royals prospect ... Ranked by Baseball America as the No. 15 Royals prospect. 2022: Named Texas League Player of the Week for the week of April 25-May 1, hit .4117 with 1.225 OPS ... homered in three straight games, April 22-24 @ FRI. 2021: Spent the entire season with Quad Cities (A+) and slashed .289/.351/.531 (112-for-388) in 99 games ... won the Minor League Gold Glove at second base, with a .989 fielding percentage in 284 total chances, which led ALL MiLB second basemen ... also named an MiLB.com organization All-Star and High-A Central Postseason All-Star ... reached base in 80 of 90 games played for the River Bandits.

H 5 6/26/21 @ Beloit R 3 (3x) Last: 4/27/22 vs. Amarillo HR 2 (8x) Last: 9/18/21 vs. Springfield RBI 5 7/23/17 vs. Bristol BB 3 5/4/22 @ Springfield SB 1 (21x) Last: 5/24/22 @ Midland

44 GAVIN STUPIENSKI C/INF • L/R • 6'1" • 220 • 3/12/1994 (28) Signed 5/5/2021 as a Minor League Free Agent Born: Princeton, N.J. • Resides: Wilmington, N.C.

2021: Took one at-bat for the Naturals on 5/21 in Springfield and played two innings in left field, before being assigned to Quad Cities (A+) on 5/25 ... played in 38 games for the River Bandits, making 24 starts at first and slashing .264/.376/.482 (29-for-110) ... after hitting a solo home run in the fourth inning on 9/9 vs. Peoria, pitched the 11th inning and took the loss in an 8-5 defeat. 2018-2020: Played 104 games of Indy Ball for four teams across four different leagues, slashed a collective .273/.368/.349 (76-for-278). 2016-2017: Drafted in the 12th round of the 2016 draft by Arizona, spent two years in the D-backs system, hit .306 (46-for-150) over 47 games.

H 4 7/29/21 vs. South Bend R 3 (2x) Last: 8/28/21 vs. Wisconsin HR 2 8/19/21 @ South Bend RBI 4 9/8/21 vs. Peoria BB 2 (5x) Last: 9/8/21 vs. Peoria SB 1 (2x) Last: 8/20/16 @ AZL Cubs

TWICE (OR MORE)	MULTI-HIT GAMES					MULTI-RUN GAMES					MULTI-RBI GAMES					MULTI-BB GAMES					MULTI-K GAMES					MULTI-SB GAMES				
	2	3	4	5+	T	2	3	4	5+	T	2	3	4	5+	T	2	3	4	5+	T	2	3	4	5+	T	2	3	4	5+	T
7 Brhet Bewley	1	1	-	-	2	1	-	-	-	1	-	-	-	-	-	-	-	-	-	-	1	1	-	-	2	-	-	-	-	-
12 Bradley, Tucker	7	1	-	-	8	6	-	-	-	6	1	1	2	-	4	1	-	-	-	1	1	-	-	-	1	2	-	-	-	2
Cropley, Tyler	-	-	-	-	-	-	-	-	-	-	-	-	-	-	-	-	-	-	-	-	-	-	-	-	-	-	-	-	-	-
Eaton, Nate	5	4	-	-	9	1	2	-	-	3	4	-	-	-	4	2	-	-	-	2	8	-	-	-	8	1	-	-	-	1
8 Garcia, Maikel	10	2	1	-	13	6	1	1	-	8	2	-	-	-	2	6	1	-	-	7	6	1	-	-	7	2	-	-	-	2
16 Glendinning, Robbie	8	-	-	-	8	3	2	-	-	5	6	2	1	-	9	4	-	-	-	4	7	4	-	-	11	-	-	-	-	-
4 Grotjohn, Ryan	1	-	-	-	1	-	-	-	-	-	1	-	-	-	1	-	-	-	-	-	2	1	-	-	3	-	-	-	-	-
13 Loftin, Nick	11	3	-	-	14	5	2	-	-	7	5	-	-	1	6	2	-	-	-	2	2	-	-	-	2	1	-	-	-	1
26 Massey, Michael	7	7	-	-	14	5	-	-	-	5	3	2	3	-	8	1	1	-	-	2	6	1	-	-	7	-	-	-	-	-
25 Matias, Seuly	5	3	-	-	8	1	1	-	-	2	3	3	-	-	6	-	1	-	-	1	12	4	1	-	17	-	-	-	-	-
9 Means, Jake	4	-	-	-	4	2	-	-	-	2	3	1	-	-	4	-	-	-	-	-	6	2	-	-	8	-	-	-	-	-
11 Porter, Logan	8	2	-	-	10	4	-	-	-	4	2	-	-	-	2	3	1	-	-	4	6	-	-	-	6	-	-	-	-	-
Rave, John	8	1	-	-	9	2	-	-	-	2	5	3	-	-	8	3	2	-	-	5	8	-	-	-	8	1	-	-	-	1
Rivero, Sebastian	4	1	-	-	5	1	1	-	-	2	2	1	-	-	3	3	-	-	-	3	3	1	-	-	4	-	-	-	-	-
44 Stupienski, Gavin	1	-	-	-	1	-	-	-	-	-	-	-	-	-	-	-	-	-	-	-	2	-	-	-	2	-	-	-	-	-
<b>TOTALS</b>	<b>80</b>	<b>25</b>	<b>1</b>	<b>0</b>	<b>106</b>	<b>37</b>	<b>9</b>	<b>1</b>	<b>0</b>	<b>47</b>	<b>37</b>	<b>13</b>	<b>6</b>	<b>1</b>	<b>57</b>	<b>25</b>	<b>6</b>	<b>0</b>	<b>0</b>	<b>31</b>	<b>70</b>	<b>15</b>	<b>1</b>	<b>0</b>	<b>86</b>	<b>7</b>	<b>0</b>	<b>0</b>	<b>0</b>	<b>7</b>

### HITTING STREAKS

PLAYER	CURRENT	LONGEST	DATES/RESULTS							
			START	END	AVG	2B	3B	HR	RBI	OPS
7 Brhet Bewley	-	-	-	-	(-)					
12 Bradley, Tucker	5	6 (2x)	4/23	4/29	.429 (9-21)	1	0	1	5	1.139
Cropley, Tyler	-	-	-	-	(-)					
Eaton, Nate	2	8	4/23	5/1	.484 (15-31)	2	0	2	6	1.285
7 Garcia, Maikel	9	14	4/27	5/12	.397 (23-58)	6	0	0	6	.970
16 Glendinning, Robbie	2	6	4/22	4/29	.391 (9-23)	4	0	1	6	1.158
4 Grotjohn, Ryan	-	-	-	-	(-)					
13 Loftin, Nick	-	6	5/4	5/10	.480 (12-24)	4	1	1	6	1.321
26 Massey, Michael	4	6	4/28	5/4	.440 (11-25)	2	0	2	10	1.243
25 Matias, Seuly	-	3 (2x)	5/3	5/5	.667 (6-9)	1	1	1	4	2.066
9 Means, Jake	2	3 (2x)	4/28	5/1	.364 (4-11)	1	0	1	3	1.144
11 Porter, Logan	-	5	5/8	5/14	.500 (10-20)	1	0	3	4	1.545
Rave, John	3	5	5/3	5/8	.368 (7-19)	0	0	0	5	.797
Rivero, Sebastian	-	5	4/20	4/27	.333 (8-24)	3	0	2	6	1.028
44 Stupienski, Gavin	-	-	-	-	(-)					

### ON-BASE STREAKS

PLAYER	CURRENT	LONGEST	DATES/RESULTS							
			START	END	AVG	2B	HR	BB	HBP	OBP
7 Brhet Bewley	-	-	-	-	(-)					
12 Bradley, Tucker	5	6 (2x)	4/23	4/29	.429 (9-21)	1	1	3	1	.520
Cropley, Tyler	-	-	-	-	(-)					
Eaton, Nate	4	8 (2x)	4/23	5/1	.484 (15-31)	2	2	3	1	.543
7 Garcia, Maikel	9	14	4/27	5/12	.397 (23-58)	6	0	8	0	.470
16 Glendinning, Robbie	4	15	4/8	4/29	.300 (15-50)	5	2	13	1	.453
4 Grotjohn, Ryan	-	2	4/27	4/30	.333 (1-3)	0	1	1	0	.500
13 Loftin, Nick	-	7	4/16	4/24	.259 (7-27)	0	2	7	0	.412
26 Massey, Michael	5	8	4/8	4/17	.265 (9-34)	3	0	3	0	.316
25 Matias, Seuly	2	6	4/8	4/15	.375 (9-24)	2	0	1	0	.385
9 Means, Jake	3	4 (2x)	5/8	5/14	.286 (4-14)	3	0	2	0	.375
11 Porter, Logan	11	12	4/16	5/5	.293 (12-41)	0	1	9	0	.420
Rave, John	3	8	4/16	4/26	.261 (6-23)	2	2	12	0	.514
Rivero, Sebastian	-	9	4/20	5/4	.342 (13-38)	5	3	2	1	.381
44 Stupienski, Gavin	-	-	-	-	(-)					

BOLD indicates longest streak in 2022 among active players

Italics indicates longest personal streak is active

### PITCHES/PLATE APPEARANCE & PLATE APPEARANCE DEPTH

PLAYER	AVG. P/PA	TOTAL PA	TOTAL P	LONGEST PA (#)	DATE	INN.	PITCHER	RESULT
7 Bewley, Brhet	4.05	20	81	7 (2x)	May 19	▲ 7	Connor Jones (ARK)	Double Play (6-4-3)
12 Bradley, Tucker	3.62	119	431	7 (9x)	May 21	▲ 3	Stephen Kolek (ARK)	Walk
Cropley, Tyler	3.67	9	33	6	April 15	▼ 5	Simeon Woods Richardson (WCH)	Groundout (5-3)
Eaton, Nate	3.79	159	602	8 (2x)	May 22	▲ 6	Peyton Alford (ARK)	Strikeout Swinging
7 Garcia, Maikel	3.92	185	725	9	May 3	▲ 9	Michael Brettell (SPR)	Strikeout Swinging
16 Glendinning, Robbie	4.18	143	598	11	May 18	▲ 5	Taylor Dollard (ARK)	Groundout (6-3)
4 Grotjohn, Ryan	4.00	21	84	9	April 10	▲ 6	Michael Brettell (SPR)	Walk
13 Loftin, Nick	3.42	169	578	8	April 20	▲ 9	Lucas Jacobsen (FRI)	Walk
26 Massey, Michael	3.84	176	675	10 (3x)	May 12	▼ 6	Louie Varland (WCH)	Home Run (Solo)
25 Matias, Seuly	3.79	139	527	9	May 5	▲ 7	Cory Thompson (SPR)	Single
9 Means, Jake	3.91	109	426	9	May 8	▲ 9	Freddy Pacheco (SPR)	Strikeout Swinging
11 Porter, Logan	4.04	114	461	9 (3x)	May 25	▲ 9	Wandisson Charles (MID)	Walk
Rave, John	4.25	149	633	8	April 16	▼ 7	Steven Cruz (WCH)	Walk
Rivero, Sebastian	3.75	83	311	11	April 22	▲ 9	Lucas Jacobsen (FRI)	Flyout (F9)
44 Stupienski, Gavin	3.43	14	48	3	April 21	▲ 9	Sean Chandler (FRI)	Flyout (F9)
<b>TOTALS</b>	<b>3.86</b>	<b>1,609</b>	<b>6,213</b>					

### PINCH HITTING LOG

DATE	INNING	PINCH HITTER	HITTING FOR	RESULT
4/15/2022 vs. Wichita	▼ 9	John Rave	Tyler Cropley	Groundout (3-1)
4/16/2022 vs. Wichita	▼ 8	Maikel Garcia	Ryan Grotjohn	Lineout (L7)
4/17/2022 vs. Wichita	▼ 6	Sebastian Rivero	Tyler Cropley	Single
4/19/2022 @ Frisco	▲ 9	Tucker Bradley	Jake Means	Strikeout Looking
4/21/2022 @ Frisco	▲ 9	Ryan Grotjohn	Logan Porter	Strikeout Swinging
4/21/2022 @ Frisco	▲ 9	Gavin Stupienski	Jake Means	Flyout (F9)
4/22/2022 @ Frisco	▲ 9	Ryan Grotjohn	Michael Massey	Strikeout Swinging
4/26/2022 vs. Amarillo	▼ 8	Tucker Bradley	Jake Means	Flyout (F8)
4/27/2022 vs. Amarillo	▼ 8	Gavin Stupienski	Logan Porter	Strikeout Swinging
4/30/2022 vs. Amarillo	▼ 9	Robbie Glendinning	Ryan Grotjohn	Strikeout Swinging
5/18/2022 @ Arkansas	▲ 9	Tucker Bradley	Jake Means	RBI Groundout (3U)
5/19/2022 @ Arkansas	▲ 9	Ryan Grotjohn	Logan Porter	Flyout (F7)

**Naturals Pinch Hitters: 1-for-12**  
**Most-Used Pinch Hitter:** Tucker Bradley & Ryan Grotjohn (3x)  
**Most Frequently Pinch-Hit For:** Jake Means (4x)

### NATURALS 10-PITCH AT-BAT LOG (7)

DATE	INNING	PITCHES	BATTER	PITCHER	RESULT
April 10 @ Springfield	▲ 7	10	Michael Massey	Sean Kealey	Walk
April 16 vs. Wichita	▼ 7	12	John Rave	Steven Cruz	Walk
April 22 @ Frisco	▲ 9	11	Sebastian Rivero	Lucas Jacobsen	Flyout (F9)
April 22 @ Frisco	▲ 7	10	Michael Massey	Nick Staff	Walk
May 13 vs. Wichita	▼ 6	10	Michael Massey	Louie Varland	HOME RUN
May 17 @ Arkansas	▲ 5	10	John Rave	Peyton Alford	Walk
May 18 @ Arkansas	▲ 5	11	Robbie Glendinning	Taylor Dollard	Groundout (5-3)

### AUTOMATIC STRIKES CALLED ON NATURALS HITTERS (2)

DATE	INNING	UMPIRE	HITTER	COUNT AT CALL	BATTER RESULT (COUNT)
4/15/2022 vs. Wichita	▼ 1	Isaias Barba	Maikel Garcia	0-0	Strikeout (2-2)
4/21/2022 @ Frisco	▲ 9	Benjamin Engstrand	Gavin Stupienski	1-0	Flyout, F9 (1-1)





HR #	PLAYER (SEASON NO.)	GM # – DATE	OPPONENT	DIRECTION	ON BASE	INNING	OUTS	COUNT	SCORE	FINAL
1	Jake Means (1)	3 – 4/10/2022	@ Springfield	RCF	1	2	2	1-1	2-3	L, 10-5
2	John Rave (1)	10 – 4/19/2022	@ Frisco	RF	1	3	1	2-2	2-0	L, 4-3
3	Robbie Glendinning (1)	11 – 4/20/2022	@ Frisco	LCF	0	2	2	3-1	1-0	W, 7-2
4	Nick Loftin (1)	11 – 4/20/2022	@ Frisco	LCF	1	3	1	0-0	3-1	W, 7-2
5	Seuly Matias (1)	11 – 4/20/2022	@ Frisco	LF	1	5	1	1-1	5-2	W, 7-2
6	John Rave (2)	12 – 4/21/2022	@ Frisco	LCF	0	2	1	2-1	1-0	L, 12-2
7	Seuly Matias (2)	12 – 4/21/2022	@ Frisco	LCF	0	4	0	0-2	2-7	L, 12-2
8	Michael Massey (1)	13 – 4/22/2022	@ Frisco	LCF	1	1	1	1-1	2-0	W, 11-2
<b>9</b>	<b>Nick Loftin (1)</b>	<b>13 – 4/22/2022</b>	<b>@ Frisco</b>	<b>LCF</b>	<b>3</b>	<b>2</b>	<b>2</b>	<b>0-0</b>	<b>6-0</b>	<b>W, 11-2</b>
<b>10</b>	<b>Tucker Bradley (1)</b>	<b>14 – 4/23/2022</b>	<b>@ Frisco</b>	<b>LCF</b>	<b>3</b>	<b>5</b>	<b>1</b>	<b>2-1</b>	<b>9-0</b>	<b>W, 12-4</b>
11	Michael Massey (2)	14 – 4/23/2022	@ Frisco	CF	0	8	1	0-2	11-3	W, 12-4
12	Nate Eaton (1)	14 – 4/23/2022	@ Frisco	LCF	0	9	0	3-2	12-3	W, 12-4
13	Michael Massey (3)	15 – 4/24/2022	@ Frisco	RCF	0	4	0	1-0	1-2	W, 4-3
14	Robbie Glendinning (2)	16 – 4/26/2022	vs. Amarillo	LCF	2	11	2	1-1	5-6	L, 6-5
15	Seuly Matias (3)	17 – 4/27/2022	vs. Amarillo	LF	0	2	0	0-0	2-2	W, 12-6
16	Sebastian Rivero (1)	17 – 4/27/2022	vs. Amarillo	LF	0	4	0	0-1	3-3	W, 12-6
17	Sebastian Rivero (2)	17 – 4/27/2022	vs. Amarillo	LF	1	6	2	0-0	12-5	W, 12-6
18	Jake Means (2)	18 – 4/28/2022	vs. Amarillo	LF	0	3	0	0-1	1-0	L, 9-5
19	Nate Eaton (2)	19 – 4/29/2022	vs. Amarillo	LF	0	2	0	1-0	1-0	W, 8-7
20	Sebastian Rivero (3)	20 – 4/30/2022	vs. Amarillo	RCF	0	2	2	1-1	1-2	L, 7-5
21	Ryan Grotjohn (1)	20 – 4/30/2022	vs. Amarillo	RCF	1	2	2	3-2	3-2	L, 7-5
22	Michael Massey (4)	20 – 4/30/2022	vs. Amarillo	RCF	1	3	1	1-2	5-2	L, 7-5
23	Logan Porter (1)	21 – 5/1/2022	vs. Amarillo	LF	1	2	1	0-1	3-1	W, 9-5
24	Robbie Glendinning (3)	21 – 5/1/2022	vs. Amarillo	LF	1	3	2	0-0	5-2	W, 9-5
25	Michael Massey (5)	21 – 5/1/2022	vs. Amarillo	RF	2	7	0	1-2	8-2	W, 9-5
26	Robbie Glendinning (4)	23 – 5/4/2022	@ Springfield	LF	1	5	0	1-0	7-1	W, 13-3
27	Seuly Matias (4)	24 – 5/5/2022	@ Springfield	LCF	0	5	1	1-1	2-4	W, 9-6
28	Brhet Bewley (1)	24 – 5/5/2022	@ Springfield	LCF	0	6	0	1-0	3-5	W, 9-6
29	Tucker Bradley (2)	24 – 5/5/2022	@ Springfield	RF	0	6	0	2-2	4-5	W, 9-6
30	Nick Loftin (3)	24 – 5/5/2022	@ Springfield	LCF	1	7	1	1-1	9-5	W, 9-6
31	Nate Eaton (3)	27 – 5/8/2022	@ Springfield	LCF	0	2	0	1-0	1-0	W, 9-5
32	Logan Porter (2)	27 – 5/8/2022	@ Springfield	LF	0	5	0	2-0	2-0	W, 9-5
33	Seuly Matias (5)	28 – 5/10/2022	vs. Wichita	LCF	2	3	2	0-1	4-0	W, 7-4
34	Robbie Glendinning (5)	28 – 5/10/2022	vs. Wichita	LF	0	8	1	0-2	7-4	W, 7-4
35	Logan Porter (3)	29 – 5/11/2022	vs. Wichita	LCF	0	7	0	3-1	1-3	L, 4-3
36	Michael Massey (6)	30 – 5/12/2022	vs. Wichita	LF	0	6	0	3-2	4-4	L, 10-4
<b>37</b>	<b>Tucker Bradley (3)</b>	<b>31 – 5/13/2022</b>	<b>vs. Wichita</b>	<b>RCF</b>	<b>3</b>	<b>5</b>	<b>0</b>	<b>0-0</b>	<b>4-0</b>	<b>W, 7-0</b>
38	Nick Loftin (4)	31 – 5/13/2022	vs. Wichita	LF	1	7	2	3-1	7-0	W, 7-0
39	Logan Porter (4)	32 – 5/14/2022	vs. Wichita	RCF	0	2	2	2-2	1-4	L, 7-6
40	Michael Massey (7)	37 – 5/21/2022	@ Arkansas	RF	2	3	1	0-0	4-4	W, 11-4
41	John Rave (3)	38 – 5/22/2022	@ Arkansas	RF	2	3	2	1-1	5-0	W, 10-5
42	Tucker Bradley (4)	38 – 5/22/2022	@ Arkansas	RCF	2	5	2	1-1	10-1	W, 10-5
43	Robbie Glendinning (6)	39 – 5/24/2022	@ Midland	RF	1	1	2	0-1	2-0	W, 8-5
<b>44</b>	<b>Michael Massey (8)</b>	<b>39 – 5/24/2022</b>	<b>@ Midland</b>	<b>RCF</b>	<b>3</b>	<b>7</b>	<b>2</b>	<b>1-2</b>	<b>7-3</b>	<b>W, 8-5</b>
45	Seuly Matias (6)	40 – 5/25/2022	@ Midland	LF	0	2	1	2-2	2-0	W, 11-3
46	Nate Eaton (4)	40 – 5/25/2022	@ Midland	LF	0	5	1	2-0	6-1	W, 11-3



# HOME RUN BREAKDOWN

PLAYER	2022 TOTAL	HOME ROAD		RHP	LHP	OUTS			RUNNERS ON				DIRECTION					LAST				
		0	1			2	SOLO	2-RUN	3-RUN	GRAND SLAM	LF	LCF	CF	RCF	RF	DATE	OPP	KIND	INN	PA SINCE		
Michael Massey	8	3	5	6	2	3	4	1	3	2	2	1	1	1	1	3	2	May 24	@ Midland	Grand Slam	▲ 7	6
Seuly Matias	6	2	4	5	1	2	3	1	4	1	1	-	3	3	-	-	-	May 25	@ Midland	Solo	▲ 2	1
Robbie Glendinning	6	3	3	4	2	1	1	4	2	3	1	-	3	2	-	-	1	May 24	@ Midland	2-Run	▲ 1	9
Nate Eaton	4	1	3	4	-	2	2	-	4	-	-	-	2	2	-	-	-	May 25	@ Midland	Solo	▲ 5	2
Tucker Bradley	4	1	3	4	-	2	1	1	1	-	1	2	-	1	-	2	1	May 22	@ Arkansas	3-Run	▲ 5	6
Logan Porter	4	3	1	3	1	2	1	1	3	1	-	-	2	1	-	1	-	May 14	vs. Wichita	Solo	▼ 2	30
Nick Loftin	4	1	3	2	2	-	2	2	-	3	-	1	1	3	-	-	-	May 13	vs. Wichita	2-Run	▼ 7	37
John Rave	3	-	3	3	-	-	2	1	1	1	1	-	-	1	-	-	2	May 22	@ Arkansas	3-Run	▲ 3	7
Sebastian Rivero	3	3	-	3	-	1	-	2	2	1	-	-	2	-	-	1	-	Apr. 30	vs. Amarillo	Solo	▼ 3	20
Jake Means	2	1	1	2	-	1	-	1	1	1	-	-	1	-	-	1	-	Apr. 28	vs. Amarillo	Solo	▼ 3	62
Brhet Bewley	1	-	1	1	-	1	-	-	1	-	-	-	-	1	-	-	-	May 5	@ Springfield	Solo	▲ 6	17
Ryan Grotjohn	1	1	-	1	-	-	-	1	-	1	-	-	-	-	-	1	-	Apr. 30	vs. Amarillo	2-Run	▼ 2	7
	<b>46</b>	<b>19</b>	<b>27</b>	<b>38</b>	<b>8</b>	<b>15</b>	<b>16</b>	<b>15</b>	<b>22</b>	<b>14</b>	<b>6</b>	<b>4</b>	<b>15</b>	<b>15</b>	<b>1</b>	<b>9</b>	<b>6</b>					

## INNING DISTRIBUTION

1st Inning	2nd Inning	3rd Inning	4th Inning	5th Inning	6th Inning	7th Inning	8th Inning	9th Inning	10th Inning	11th Inning
2	12	8	3	8	4	5	2	1	0	1

## NOTABLE NATURALS HOME RUNS

BACK-TO-BACK HOMERS (1)		2-HOMER GAMES (1)		3-HOMER GAMES (0)		GRAND SLAMS (4)	
PLAYERS	DATE/OPPONENT (INN.)	PLAYER (CAREER NO.)	DATE/OPPONENT	PLAYER (CAREER NO.)	DATE/OPPONENT	PLAYER (CAREER NO.)	DATE/OPPONENT (INN.)
Brhet Bewley & Tucker Bradley	5/5 @ Springfield (6th)	Sebastian Rivero (1st)	4/27 vs. Amarillo			Nick Loftin (2nd)	4/22 @ Frisco (2nd)
						Tucker Bradley (1st)	4/23 @ Frisco (5th)
						Tucker Bradley (2nd)	5/13 vs. Wichita (5th)
						Michael Massey (2nd)	5/24 @ Midland (7th)

LEADOFF HOMERS (0)		INSIDE-THE PARK HOMERS (0)		PINCH-HIT HOMERS (0)		WALK-OFF HOMERS (0)	
PLAYER (CAREER NO.)	DATE/OPPONENT	PLAYER (CAREER NO.)	DATE/OPPONENT (INN.)	PLAYER (CAREER NO.)	DATE/OPPONENT (INN.)	PLAYER (CAREER NO.)	DATE/OPPONENT

HOME RUN SITUATION	# OF	DATE OF LAST	BATTER ('22 HR #)	PITCHER	COUNT	RUNNERS ON	OUTS	INNING	SCORE @ HR	FINAL
GO-AHEAD HOME RUN	14	May 24 @ Midland	Michael Massey (8)	Chester Pimentel	1-2	3	2	▲ 7	7-3	W, 8-5
GAME-TYING HOME RUN	4	May 21 @ Arkansas	Michael Massey (7)	Stephen Kolek	0-0	2	1	▲ 3	4-4	W, 11-4 (8)

## NOTABLE OPPOSING HOME RUNS

BACK-TO-BACK HOMERS (2)		2-HOMER GAMES (2)		3-HOMER GAMES (0)		GRAND SLAMS (1)	
PLAYERS	DATE/OPPONENT (INN.)	PLAYER (CAREER NO.)	DATE/OPPONENT	PLAYER (CAREER NO.)	DATE/OPPONENT	PLAYER	DATE/OPPONENT (INN.)
Leandro Cedeño & Jorge Barrosa	5/1 vs. Amarillo (8th)	Dio Arias (1st)	4/21 @ Frisco			Justin Foscue	4/21 @ Frisco (3rd)
Alex Isola & Andrew Bechtold	5/10 vs. Wichita (4th)	Leandro Cedeño (4th)	4/30 vs. Amarillo				
LEADOFF HOMERS (1)		INSIDE-THE PARK HOMERS (0)		PINCH-HIT HOMERS (0)		WALK-OFF HOMERS (0)	
PLAYER	DATE/OPPONENT	PLAYER	DATE/OPPONENT (INN.)	PLAYER	DATE/OPPONENT (INN.)	PLAYER	DATE/OPPONENT
Jonathan Ornelas	4/24 @ Frisco						

**AFTER-INNING RECORDS**

	LEADING	TRAILING	TIED
AFTER 1 INNING	7-3	2-9	10-9
AFTER 2 INNINGS	8-4	3-10	9-6
AFTER 3 INNINGS	12-5	3-12	5-3
AFTER 4 INNINGS	13-5	3-11	4-4
AFTER 5 INNINGS	17-3	3-14	0-3
AFTER 6 INNINGS	18-3	2-13	0-4
AFTER 7 INNINGS	19-1	0-16	1-3
AFTER 8 INNINGS	9-0	0-17	1-3

**NATURALS BIG INNINGS**

DATE	INNING	RUNS
1. 4/12 vs. Wichita	1st Inning	8
2. 4/27 vs. Amarillo	4th Inning	7
3. 5/4 @ Springfield	9th Inning	6
4. 5/24 @ Midland	7th Inning	5
5/5 @ Springfield	6th Inning	5
5/4 @ Springfield	3rd Inning	5
4/22 @ Frisco	3rd Inning	5
4/9 @ Springfield	8th Inning	5

**SCORE BY INNINGS**

	1	2	3	4	5	6	7	8	9	10	11+	TOTAL
Naturals	22	24	45	21	44	20	34	16	23	1	4	254
Opponents	24	29	29	14	27	27	29	25	9	3	5	221
<b>Difference</b>	<b>-2</b>	<b>-5</b>	<b>16</b>	<b>7</b>	<b>17</b>	<b>-7</b>	<b>5</b>	<b>-9</b>	<b>14</b>	<b>-2</b>	<b>-1</b>	<b>33</b>

**SCORE BY INNINGS V. MIDLAND**

	1	2	3	4	5	6	7	8	9	10	11+	TOTAL
Naturals	3	2	1	1	1	1	6	1	3	0	0	19
RockHounds	2	1	0	0	2	1	1	1	0	0	0	8
<b>vs. Midland Difference</b>	<b>1</b>	<b>1</b>	<b>1</b>	<b>1</b>	<b>-1</b>	<b>0</b>	<b>5</b>	<b>0</b>	<b>3</b>	<b>0</b>	<b>0</b>	<b>11</b>

**MULTI-RUN INNINGS**

	2	3	4	5	6	7	8	9	10+	TOTAL
Naturals	23	13	13	5	1	1	1	-	-	57
Opponents	31	13	5	3	2	1	-	-	-	55

**RECORD BY RUNS SCORED/ALLOWED**

RUNS	0	1	2	3	4	5	6	7	8	9	10	11+
<b>SCORED</b>	0-1	0-4	0-2	0-2	2-2	0-6	0-2	3-0	4-0	3-0	1-0	7-1
<b>ALLOWED</b>	2-0	0-0	2-2	3-0	2-4	5-3	3-2	1-4	1-0	0-1	0-2	0-3

**RECORD BY MARGIN OF VICTORY/DEFEAT**

1 Run	2 Runs	3 Runs	4 Runs	5 Runs	6 Runs	7 Runs	8 Runs	9 Runs	10+ Runs
2-9	1-2	5-1	3-2	2-2	1-2	2-1	2-0	1-0	1-1

**2022 WALK-OFF TRACKER**

GAME #	DATE	OPPONENT	FINAL (INN.)	PLAYER	WINNING RUN	PITCHER	HOW	OUTS	COUNT
33	May 18	@ Arkansas	L, 7-5 (10)	Zach DeLoach	Jack Larsen	Walter Pennington	RBI single to right field	2	0-1

*Bold Indicates Naturals Walk-off*

**2022 NATURALS EJECTIONS**

DATE	INNING	WHO	WHY	UMPIRE
------	--------	-----	-----	--------

**2022 NATURALS MONTH BY MONTH**
**HITTING**

MONTH	AVG	G	AB	R	H	TB	2B	3B	HR	RBI	SB	CS	SO	BB	IBB	HBP	SAC	SF	GIDP	OBP	SLG	OPS
APRIL	.261	20	690	126	180	291	37	4	22	112	32	5	183	97	1	11	4	9	14	.357	.422	.779
MAY	.281	20	702	128	197	315	36	5	24	122	27	6	173	68	1	8	7	12	15	.346	.449	.795
JUNE																						
JULY																						
AUGUST																						
SEPTEMBER																						
<b>TOTAL</b>	<b>.271</b>	<b>40</b>	<b>1392</b>	<b>254</b>	<b>377</b>	<b>606</b>	<b>73</b>	<b>9</b>	<b>46</b>	<b>234</b>	<b>59</b>	<b>11</b>	<b>356</b>	<b>165</b>	<b>2</b>	<b>19</b>	<b>11</b>	<b>21</b>	<b>29</b>	<b>.351</b>	<b>.435</b>	<b>.786</b>

**PITCHING**

MONTH	ERA	W	L	G	SHO	SV	IP	H	R	ER	BB	SO	2B	3B	HR	WP	HBP	BK	GIDP	TBF	AVG	WHIP
APRIL	5.98	9	11	20	0	3	179.0	194	127	119	87	158	35	3	25	17	11	1	17	810	.276	1.57
MAY	4.46	11	9	20	2	3	173.2	155	94	86	100	202	42	4	19	8	10	1	10	766	.237	1.47
JUNE																						
JULY																						
AUGUST																						
SEPTEMBER																						
<b>TOTAL</b>	<b>5.23</b>	<b>20</b>	<b>20</b>	<b>40</b>	<b>2</b>	<b>6</b>	<b>352.2</b>	<b>349</b>	<b>221</b>	<b>205</b>	<b>187</b>	<b>360</b>	<b>77</b>	<b>7</b>	<b>44</b>	<b>25</b>	<b>21</b>	<b>2</b>	<b>27</b>	<b>1576</b>	<b>.257</b>	<b>1.52</b>





HOME/AWAY

Home Games: 7-10, Away Games: 13-10

MONTH

April: 9-11, May: 11-9, June, July, August, September

OPPONENT

vs. Amarillo: 3-3, vs. Arkansas: 2-4, vs. Corpus Christi: 4-2, vs. Frisco: 2-0, vs. Midland: 5-4, vs. San Antonio: 4-7, vs. Springfield: 5-4, vs. Tulsa, vs. Wichita

DAY OF THE WEEK

on Monday: 3-4, on Tuesday: 5-2, on Wednesday: 1-5, on Thursday: 4-3, on Friday: 3-4, on Saturday: 4-2, on Sunday

PITCHING

vs. Left-Handed Starter: 5-0, vs. Right-Handed Starter: 15-20, WITH Left-Handed Starter: 16-14, WITH Right-Handed Starter: 4-6

SCORING

1-Run Games: 2-9, 2-Run Games: 1-2, 3-4-Run Games: 8-3, 5+ Run Games: 9-6, Extra Innings: 0-3, Shutouts: 2-1, Doubleheaders, Scoring 0-2 Runs: 0-7, 3-5 Runs: 2-10, 6-9 Runs: 10-2, 10+ Runs: 8-1

Opponent 0-2 Runs: 4-2, 3-5 Runs: 11-6, 6-9 Runs: 5-7, 10+ Runs: 0-5

Scored in 1st Inning: 8-3, Opponent scored in 1st: 3-9, Scores first: 16-6, Opponent scores first: 4-14

HITTING

Naturals 0-5 hits: 0-8, 6-9 hits: 5-8, 10+ hits: 15-4, Opponent 0-5 hits: 4-1, 6-9 hits: 10-8, 10+ hits: 6-11

Hit 0 home runs: 4-11, 1 home run: 4-7, 2 home runs: 7-1, 3+ home runs: 5-1

Opponent hit 0 home runs: 7-5, 1 home run: 7-8, 2 home runs: 6-4, 3+ home runs: 0-3

Out-hit opponent: 18-4, Out-hit by opponent: 1-14, Hits are tied: 1-2

Leave 0-5 runners on base: 5-4, 6-9 on base: 11-12, 10+ on base: 4-4

FIELDING

Made 0 errors: 15-7, 1 error: 4-7, 2+ errors: 1-6, Opponent made 0 errors: 5-7, 1 error: 8-6, 2+ errors: 7-6

TEAM HIGHS

LONGEST WIN STREAK: 4 Games, May 21-22, 24-25; LONGEST LOSING STREAK: 5 Games (2x), May 14, May 17-20; LONGEST HOME WINNING STREAK: 2 Games (2x), Last: May 1, May 10; LONGEST HOME LOSING STREAK: 5 Games, April 14-17, 26; LONGEST ROAD WINNING STREAK: 4 Games, Last: May 21-22, 24-25; LONGEST ROAD LOSING STREAK: 4 Games, May 17-20; LARGEST MARGIN OF VICTORY: 10 Runs, May 4 @ Springfield, 13-3 W; LARGEST MARGIN OF DEFEAT: 10 Runs, April 21 @ Frisco, 12-2 L; LONGEST GAME, INNINGS: 11 Innings, April 26 vs. Amarillo, 6-5 L; LONGEST GAME, TIME: 3:55, April 8 @ Springfield, 11-8 W; LONGEST 9-INNING GAME, TIME (PRE-PITCH CLOCK): 3:55, April 8 @ Springfield, 11-8 W; LONGEST 9-INNING GAME, TIME (POST-PITCH CLOCK): 2:52, May 14 vs. Wichita, 7-6 L; SHORTEST 9-INNING GAME, TIME: 2:04, May 7 @ Springfield, 4-0 W; SHORTEST GAME, TIME: 2:04, May 7 @ Springfield, 4-0 W; LARGEST COMEBACK WIN: 4 Runs (3x), Last: After the 1st inning, May 21 @ Arkansas, 11-4 W (8); LARGEST MARGIN OF LEAD SURRENDERED (LOSS): 5 Runs, After the top of the 5th inning, May 17 @ Arkansas, 7-6 L (10); MOST ERRORS, TEAM: 2 (7x), Last: May 12 vs. Wichita, 10-4 L; MOST ERRORS, PLAYER: 1 (23x), Last: John Rave, May 22 @ Arkansas, 10-5 W; LARGEST CROWD, HOME: 5,857, April 30 vs. Amarillo, 7-5 L; SMALLEST CROWD, HOME: 1,950, April 17 vs. Wichita, 5-1 L; LARGEST CROWD, ROAD: 6,777, April 23 @ Frisco, 12-4 W; WARMEST FIRST PITCH: 90°, May 19 @ Arkansas, 5-0 L; COLDEST FIRST PITCH: 42°, April 8 @ Springfield, 11-8 W

OFFENSIVE HIGHS

MOST RUNS SCORED, GAME: 13, May 4 @ Springfield, 13-3 W; MOST RUNS SCORED, INNING: 8, 1st inning, April 12 vs. Wichita, 8-6 W; MOST CONSECUTIVE INNINGS SCORED: 7 (2x) \*, Last: 1st through 7th Innings, May 25 @ Midland, 11-3 W; FEWEST HITS, GAME: 2 (2x), Last: April 21 @ Frisco, 12-2 L; MOST HITS, GAME: 17 (2x), May 5 @ Springfield, 9-6 W; MOST DOUBLES, GAME: 5 (2x), Last: May 4 @ Springfield, 13-3 W; MOST TRIPLES, GAME: 1 (7x), Last: May 7 @ Springfield, 4-0 W; MOST HOME RUNS, GAME: 4, May 5 @ Springfield, 9-6 W; MOST RBI, GAME: 13, May 4 @ Springfield, 13-3 W; MOST RUNNERS LOB, GAME: 12, April 16 vs. Wichita, 6-5 L (10); MOST TOTAL BASES, GAME: 32, May 5 @ Springfield, 9-6 W; MOST WALKS, GAME: 9 (3x), May 4 @ Springfield, 13-3 W; MOST STRIKEOUTS, GAME: 15, April 14 vs. Wichita, 7-1 L; FEWEST STRIKEOUTS, GAME: 3, May 8 @ Springfield, 9-5 W; MOST STOLEN BASES, GAME: 5 (2x), Last: May 21 @ Arkansas, 11-4 W (8); MOST HIT BY PITCHES: 3, April 27 vs. Amarillo, 12-6 W

INDIVIDUAL OFFENSIVE HIGHS

MOST RUNS, GAME: 4, Maikel Garcia ^, April 8 @ Springfield, 11-8 W; MOST HITS, GAME: 4, Maikel Garcia, May 1 vs. Amarillo, 9-5 W; MOST DOUBLES, GAME: 3, Nick Loftin ^, May 4 @ Springfield, 13-3 W; MOST TRIPLES, GAME: 1 (7x), Last: Tucker Bradley, May 7 @ Springfield, 4-0 W; MOST HOME RUNS, GAME: 2, Sebastian Rivero, April 27 vs. Amarillo, 12-6 W; MOST RBI, GAME: 5, Nick Loftin, April 22 @ Frisco, 11-2 W; MOST WALKS, GAME: 3 (6x), Last: John Rave, May 17 @ Arkansas, 7-6 L (10); MOST STRIKEOUTS, GAME: 4, Seuly Matias, May 20 @ Arkansas, 2-1 L; MOST STOLEN BASES, GAME: 2 (7x), Last: Tucker Bradley, May 21 @ Arkansas, 11-4 W (8); MOST HIT BY PITCHES, GAME: 2, Nick Loftin, April 27 vs. Amarillo, 12-6 W

PITCHING HIGHS

MOST RUNS ALLOWED, GAME: 14, April 9 @ Springfield, 14-11 L; MOST RUNS ALLOWED, INNING: 7, 3rd inning, April 21 @ Frisco, 12-2 L; FEWEST HITS ALLOWED, GAME: 3, May 7 @ Springfield, 4-0 W; MOST HITS ALLOWED, GAME: 16, April 16 vs. Wichita, 6-5 L (10); FEWEST STRIKEOUTS, GAME: 0 ^, April 10 @ Springfield, 10-5 L; MOST STRIKEOUTS, GAME: 16 (2x), Last: May 12 vs. Wichita, 10-4 L; FEWEST WALKS ALLOWED, GAME: 0, May 13 vs. Wichita, 7-0 W; MOST WALKS ALLOWED, GAME: 13 ^, May 3 @ Springfield, 12-5 L; MOST HOME RUNS ALLOWED, GAME: 3 (3x), Last: April 30 vs. Amarillo, 7-5 L

INDIVIDUAL PITCHING HIGHS

MOST RUNS ALLOWED, GAME: 8, Zack Phillips, April 9 @ Springfield, 14-11 L; MOST EARNED RUNS ALLOWED, GAME: 8, Zack Phillips, April 9 @ Springfield, 14-11 L; FEWEST HITS ALLOWED, GAME (STARTER): 0, Anthony Veneziano (0.2 IP), April 9 @ Springfield, 14-11 L; MOST HITS ALLOWED, GAME: 8, Anthony Veneziano, April 21 @ Frisco, 12-2 L; MOST HOME RUNS ALLOWED, GAME: 3, Alec Marsh, April 30 vs. Amarillo, 7-5 L; MOST STRIKEOUTS: 10, Alec Marsh (2x), Last: May 25 @ Midland, 11-3 W; MOST CONSECUTIVE STRIKEOUTS: 8, Alec Marsh (2nd to 4th Innings) \*, May 19 @ Arkansas, 5-0 L; MOST WALKS ALLOWED, GAME: 6, Marcelo Martinez, May 10 vs. Wichita, 7-4 W; MOST INNINGS PITCHED, STARTER: 7.0, Drew Parrish (2x), Last: May 13 vs. Wichita, 7-0 W; MOST PITCHES THROWN, STARTER: 100, Drew Parrish, May 20 @ Arkansas, 2-1 L; MOST INNINGS PITCHED, RELIEVER: 4.2, Anthony Veneziano, May 14 vs. Wichita, 7-6 L; MOST PITCHES THROWN, RELIEVER: 70, Anthony Veneziano, May 14 vs. Wichita, 7-6 L

^ Indicates All-Time Naturals Record Tied

\* Indicates All-Time Naturals Record Set









**LF**

John Rave, 18 (9-9)  
Tucker Bradley, 18 (8-10)  
Nate Eaton, 3 (2-1)  
Nick Loftin, 1 (1-0)

**CF**

Nick Loftin, 30 (15-15)  
John Rave, 10 (5-5)

**RF**

Seuly Matias, 26 (13-13)  
Nate Eaton, 7 (3-4)  
Tucker Bradley, 4 (3-1)  
John Rave, 3 (1-2)

**SS**

Maikel Garcia, 38 (19-19)  
Nate Eaton, 1 (1-0)  
Ryan Grotjohn, 1 (0-1)

**2B**

Michael Massey, 34 (19-15)  
Brhet Bewley, 3 (1-2)  
Ryan Grotjohn, 3 (0-3)

**3B**

Nate Eaton, 23 (10-13)  
Jake Means, 11 (6-5)  
Robbie Glendinning, 5 (3-2)  
Brhet Bewley, 1 (1-0)

**SP**

Drew Parrish, 8 (5-3)  
Alec Marsh, 8 (3-5)  
Anthony Veneziano, 7 (3-4)  
Ángel Zerpa, 7 (2-5)  
Dante Biasi, 3 (3-0)  
Marcelo Martinez, 3 (2-1)  
Will Klein, 2 (1-1)  
Asa Lacy, 2 (1-1)

**1B**

Robbie Glendinning, 20 (10-10)  
Jake Means, 15 (7-8)  
Logan Porter, 5 (3-2)

**DH**

Robbie Glendinning, 7 (3-4)  
Tucker Bradley, 6 (4-2)  
Seuly Matias, 6 (2-4)  
Logan Porter, 6 (2-4)  
Nick Loftin, 4 (3-1)  
Michael Massey, 4 (0-4)  
John Rave, 3 (2-1)  
Nate Eaton, 2 (2-0)  
Ryan Grotjohn, 1 (1-0)  
Jake Means, 1 (1-0)

**C**

Sebastian Rivero, 18 (8-10)  
Logan Porter, 16 (10-6)  
Gavin Stupienski, 3 (2-1)  
Tyler Cropley, 3 (0-3)

1	2	3	4	5	6	7	8	9
Maikel Garcia, 38 (19-19) Nick Loftin, 2 (1-1)	Nick Loftin, 23 (18-15) John Rave, 5 (1-4) Nate Eaton, 2 (1-1)	Michael Massey, 38 (19-19) Robbie Glendinning, 1 (1-0) John Rave, 1 (0-1)	Seuly Matias, 30 (13-17) Robbie Glendinning, 6 (6-0) Logan Porter, 1 (1-0) Nate Eaton, 1 (0-1) Jake Means, 1 (0-1) John Rave, 1 (0-1)	Nate Eaton, 18 (6-12) Sebastian Rivero, 10 (5-5) John Rave, 9 (8-1) Robbie Glendinning, 3 (1-2)	Nate Eaton, 9 (6-3) Sebastian Rivero, 9 (4-5) John Rave, 8 (4-4) Robbie Glendinning, 8 (2-6) Logan Porter, 2 (2-0) Seuly Matias, 2 (2-0) Ryan Grotjohn, 1 (0-1) Jake Means, 1 (0-1)	Logan Porter, 14 (6-8) Robbie Glendinning, 13 (6-7) Nate Eaton, 5 (4-1) Jake Means, 3 (1-2) Gavin Stupienski, 2 (2-0) Brhet Bewley, 1 (1-0) Ryan Grotjohn, 1 (0-1) John Rave, 1 (0-1)	Jake Means, 20 (12-8) Logan Porter, 10 (6-4) Brhet Bewley, 3 (1-2) Tyler Cropley, 3 (0-3) Ryan Grotjohn, 2 (1-1) Robbie Glendinning, 1 (0-1) Gavin Stupienski, 1 (0-1)	Tucker Bradley, 28 (15-13) John Rave, 9 (4-5) Jake Means, 1 (1-0) Nate Eaton, 1 (0-1) Ryan Grotjohn, 1 (0-1)



PLAYER	GS	POSITION										BATTING ORDER																										
		C	1B	2B	3B	SS	LF	CF	RF	OF	DH	1ST	2ND	3RD	4TH	5TH	6TH	7TH	8TH	9TH																		
Michael Massey	38			34																	4				38													
Maikel Garcia	38					38																		38														
Nate Eaton	36					23	1	3			7	10	2			2			19	9	5																	1
Nick Loftin	35							1	30			31	4			2	33																					
John Rave	34							18	10	3		31	3			5	1	1	9	8	1																	9
Seuly Matias	32											26	26	6					30	2																		
Robbie Glendinning	32		20		5									7			1	6	3	8	13	1																
Tucker Bradley	28							18				4	22	6																							28	
Logan Porter	27	16	5											6				1		2	14	10																
Jake Means	27		15		11									1				2		1	3	20	1															
Sebastian Rivero	18	18																		9	9																	
Ryan Grotjohn	5			3		1							1							1	1	2	1															
Brhet Bewley	4			3	1																	1	3															
Tyler Cropley	3	3																																			3	
Gavin Stupienski	3	3																																			2 1	

**OUTFIELD ASSISTS (13)**

TUCKER BRADLEY	LF	2
	RF	1
NATE EATON	LF	1
	RF	3
NICK LOFTIN	CF	2
SEULY MATIAS	RF	3
JOHN RAVE	CF	1

**# OF LINEUP COMBOS**

40 games, 40 unique lineup combinations used

**MOST USED LINEUP (TBD)**

PLAYER	Pos.
1	
2	
3	
4	
5	
6	
7	
8	
9	

**CATCHER PITCHING STATS**

CATCHERS	W	L	ERA	GS	SV	IP	H	R	ER	HR	HB	BB	IBB	SO	WHIP	AVG	WP	GDP	TBF	SB	CS	ATT	%CS	PB
Sebastian Rivero	8	10	5.71	18	1	164.0	166	112	104	20	9	91	2	165	1.57	.261	14	16	743	25	3	28	10.7%	3
Logan Porter	10	6	5.22	16	5	139.2	140	85	81	18	9	76	2	155	1.55	.263	9	10	623	14	5	19	26.3%	1
Gavin Stupienski	2	1	1.38	3	0	26.0	17	7	4	1	2	9	0	29	1.00	.162	0	0	105	2	0	2	0.0%	0
Tyler Cropley	0	3	6.26	3	0	23.0	26	17	16	5	1	11	0	11	1.61	.248	2	1	105	8	0	8	0.0%	0







GM #	JUNE	OPPONENT	SCORE	RECORD	Pos./G+/-	WIN	LOSS	SAVE	TEMP.	1ST PITCH	TIME	ATT.	HOME ATT.	NATURALS				OPPONENT			
														R	H	E	LO	R	H	E	LO
69	6/28	@ Amarillo																			
70	6/29	@ Amarillo																			
71	6/30	@ Amarillo																			

JUNE Hitting Results: TBD // JUNE Pitching Results: TBD

GM #	JULY	OPPONENT	SCORE	RECORD	Pos./G+/-	WIN	LOSS	SAVE	TEMP.	1ST PITCH	TIME	ATT.	HOME ATT.	NATURALS				OPPONENT			
														R	H	E	LO	R	H	E	LO
72	7/1	@ Amarillo																			
73	7/2	@ Amarillo																			
74	7/3	@ Amarillo																			
75	7/4	TULSA																			
76	7/6	TULSA																			
77	7/7	TULSA																			
78	7/8	TULSA																			
79	7/9	TULSA																			
80	7/10	TULSA																			
81	7/12	@ Corpus Christi																			
82	7/13	@ Corpus Christi																			
83	7/14	@ Corpus Christi																			
84	7/15	@ Corpus Christi																			
85	7/16	@ Corpus Christi																			
86	7/17	@ Corpus Christi																			
87	7/22	SPRINGFIELD																			
88	7/23	SPRINGFIELD																			
89	7/24	SPRINGFIELD																			
90	7/26	@ Wichita																			
91	7/27	@ Wichita																			
92	7/28	@ Wichita																			
93	7/29	@ Wichita																			
94	7/30	@ Wichita																			
95	7/31	@ Wichita																			

JULY Hitting Results: TBD // JULY Pitching Results: TBD

GM #	AUGUST	OPPONENT	SCORE	RECORD	Pos./G+/-	WIN	LOSS	SAVE	TEMP.	1ST PITCH	TIME	ATT.	HOME ATT.	NATURALS				OPPONENT			
														R	H	E	LO	R	H	E	LO
96	8/2	TULSA																			
97	8/3	TULSA																			
98	8/4	TULSA																			
99	8/5	TULSA																			
100	8/6	TULSA																			
101	8/7	TULSA																			
102	8/9	@ Arkansas																			
103	8/10	@ Arkansas																			
104	8/11	@ Arkansas																			
105	8/12	@ Arkansas																			
106	8/13	@ Arkansas																			
107	8/14	@ Arkansas																			
108	8/16	SAN ANTONIO																			
109	8/17	SAN ANTONIO																			
110	8/18	SAN ANTONIO																			
111	8/19	SAN ANTONIO																			
112	8/20	SAN ANTONIO																			
113	8/21	SAN ANTONIO																			
114	8/23	SPRINGFIELD																			
115	8/24	SPRINGFIELD																			
116	8/25	SPRINGFIELD																			
117	8/26	SPRINGFIELD																			
118	8/27	SPRINGFIELD																			
119	8/28	SPRINGFIELD																			
120	8/30	@ Tulsa																			
121	8/31	@ Tulsa																			

AUGUST Hitting Results: TBD // AUGUST Pitching Results: TBD

GM #	SEPTEMBER	OPPONENT	SCORE	RECORD	Pos./G+/-	WIN	LOSS	SAVE	TEMP.	1ST PITCH	TIME	ATT.	HOME ATT.	NATURALS				OPPONENT			
														R	H	E	LO	R	H	E	LO
122	9/1	@ Tulsa																			
123	9/2	@ Tulsa																			
124	9/3	@ Tulsa																			
125	9/4	@ Tulsa																			
126	9/6	@ Wichita																			
127	9/7	@ Wichita																			
128	9/8	@ Wichita																			
129	9/9	@ Wichita																			
130	9/10	@ Wichita																			
131	9/11	@ Wichita																			
132	9/13	FRISCO																			
133	9/14	FRISCO																			
134	9/15	FRISCO																			
135	9/16	FRISCO																			
136	9/17	FRISCO																			
137	9/18	FRISCO																			

SEPTEMBER Hitting Results: TBD // SEPTEMBER Pitching Results: TBD  
2ND HALF Hitting Results: TBD // 2ND HALF Pitching Results: TBD







THE LAST TIME THE NATURALS...

Table listing various baseball statistics for the Northwest Arkansas Naturals, such as 'THREW A PERFECT GAME', 'GOT NO-HIT (9 INNINGS)', 'WON 11 GAMES IN A ROW', etc.

THE LAST TIME A NATURALS HITTER...

Table listing various baseball statistics for individual players, such as 'HAD 6 HITS IN ONE GAME', 'HIT 3 HOME RUNS IN ONE GAME', 'HAD 22+ HITS IN ONE GAME', etc.

THE LAST TIME A NATURALS PITCHER...

Table listing various baseball statistics for individual pitchers, such as 'THREW A 1-HITTER (9 INNINGS)', 'THREW A 9-INNING COMPLETE GAME SHUTOUT', 'STRUCK OUT 13 IN A GAME', etc.