

OMAHA STORM CHASERS GAME NOTES

@ IOWA CUBS

LHP Drew Parrish (1-0, 0.00 ERA) @ RHP Javier Assad (0-0, -- ERA)

Friday, April 14, 2023 | Game #13 | Road Game #7

7:08 p.m. CT | Principal Park | Des Moines, Iowa

Radio: stormchasers.mixlr.com | TV: Bally Live, MiLB.TV

6-6

8-3

Omaha Storm Chasers | 12356 Ballpark Way, Papillion, Nebraska 68046 | (402) 738-5100 | OmahaStormChasers.com | @OMASstormChasers

UPCOMING SCHEDULE & PROBABLE PITCHERS

UPCOMING GAMES

OPPONENT





TIME (CT)

PROBABLE PITCHERS

Saturday, April 15	@ Iowa	3:08 p.m. CT	RHP Max Castillo (0-2, 7.27 ERA) @ RHP Caleb Kilian (0-0, 12.79 ERA)
Sunday, April 16	@ Iowa	1:08 p.m. CT	RHP Mike Mayers (0-1, 11.45 ERA) @ LHP Roenis Elias (1-0, 7.00 ERA)
Tuesday, April 18	GWINNETT	6:35 p.m. CT	LHP Austin Cox (0-0, 3.86 ERA) vs. TBD
Wednesday, April 19	GWINNETT	12:05 p.m. CT	RHP Jonathan Heasley (0-1, 11.68 ERA) vs. TBD

THE MATCHUP

(UNDERLINE = MiLB LEADER) (BOLD = TRIPLE-A LEADER) (ITALICS = TRIPLE-A WORST)

			
.279 (5TH) AVG > .293 (2ND)	6.54 (20TH) ERA > 5.55 (15TH)		
82 (3RD) R > 95 (1ST)	1.68 (19TH) WHIP > 1.62 (17TH)		
119 (2ND) < H	109 (5TH) .292 (19TH) AVG > .267 (16TH)		
24 (1ST) < HR	17 (5TH) 106.0 (1ST) < IP	94.0 (16TH)	
52 (7TH) BB > 58 (4TH)	126 (20TH) H > 100 (15TH)		
107 (7TH) < K	111 (13TH) 83 (20TH) R > 70 (17TH)		
16 (5TH) < SB	7 (17TH) 19 (19TH) HR > 18 (16TH)		
361 (5TH) OBP > .399 (2ND)	52 (13TH) - BB - 52 (13TH)		
523 (2ND) < SLG	.516 (3RD) 109 (10TH) < K	104 (12TH)	
.884 (4TH) OPS > .915 (1ST)	0 (8TH) - SHO - 0 (8TH)		

ALL-TIME vs. Cubs 530-501 (.514)
 Since 2005: ALL-TIME in Omaha 74-72 (.507)
 Since 2005: ALL-TIME in Iowa 67-88 (.432)

2023 vs. Cubs 1-2 (.333)
 2023 at Werner Park 1-2 (.333)
 2023 at Principal Park.....

DATE	H/R	SCORE	WIN	LOSS	SAVE
4/11	R	L, 9-6	R. Elias	M. Mayers	M. Rodriguez
4/12	R	W, 10-6	J. Kowar	R. Thompson	-
4/13	R	L, 14-1	N. Neidert	J. Heasley	-
4/14	R				
4/15	R				
4/16	R				
6/28	H				
6/29	H				
6/30	H				
7/1	H				
7/2	H				
7/3	H				
8/8	H				
8/9	H				
8/10	H				
8/11	H				
8/12	H				
8/13	H				
9/5	R				
9/6	R				
9/7	R				
9/8	R				
9/9	R				
9/10	R				

STORM CHASERS ON THE RISE

Omaha players that appear on a Top-30 Royals prospects ranking

PLAYER (Position)	MLB PIPELINE	BASEBALL AMERICA
Maikel Garcia (INF)	Royals No. 3	Royals No. 6
Nick Loftin (INF/OF)	Royals No. 4	Royals No. 10
Tyler Gentry (OF)	Royals No. 8	Royals No. 7
Samad Taylor (INF/OF)	Royals No. 21	Royals No. 24
Tucker Bradley (OF)	Royals No. 25	-
Jackson Kowar (RHP)	-	Royals No. 17
Max Castillo (RHP)	-	Royals No. 18

STORM CHASERS PRESS BOX



Game Notes compiled by Nicholas Badders

Credential Requests: nicholasb@omahastormchasers.com

Omaha Storm Chasers gameday information, as well as the 2023 Storm Chasers Media Guide can be found at milb.com/omaha/ballpark/media or by scanning the QR code to the right.



YESTERDAY'S GAME

	1	2	3	4	5	6	7	8	9	R	H	E	LO
 Omaha	0	0	0	1	0	0	0	0	0	1	6	1	4
 Iowa	2	6	3	0	0	0	1	2	x	14	15	0	8

WIN: Nick Neidert (1-1) | LOSS: Jonathan Heasley (1-1) | SAVE: None

DES MOINES, IOWA – The Omaha Storm Chasers' offense fell silent Thursday evening and pitching struggled, as the Iowa Cubs blew out the Storm Chasers 14-1 at Principal Park.

Starting pitcher **Jonathan Heasley** struggled mightily, as the right-hander allowed 11 runs on 9 hits and three walks over 2.1 innings, using 71 pitches to get seven outs.

After Heasley, left-hander **Josh Dye** made his season debut and retired all five batters he faced, then right-hander **Brooks Kriske** threw 2.0 scoreless innings of relief with four strikeouts, but the Omaha offense could not mount a comeback after falling behind early.

Iowa scored two in the 1st inning, six in the 2nd and three more in the 3rd, for an early 11-0 deficit for the Storm Chasers.

Omaha's lone run of the game came in the fourth inning, as **Nick Loftin** crushed his fourth home run of the season, a homer for the second straight game, cutting the deficit at the time to 10.

Maikel Garcia was another bright spot in the order, as he snapped an 0-for-14 stretch at the plate with hits in back-to-back plate appearances, a double in the sixth inning and single in the ninth ... the Omaha shortstop also made a sensational play in the field for the second out of the second inning, losing his hat but making a strong throw across the diamond on a groundout.

Freddy Fermin singled in his first at-bat of the day in the 2nd inning, his eighth consecutive plate appearance with a hit ... however, that streak came to an end when he grounded out in the 5th.

Ryan Weiss made his longest outing of the season at the back end of the game, allowing three runs (one earned) across 2.0 innings on three hits and one walk while striking out two.

NOTES AND NUGGETS

SAMAD (TAYLOR'S VERSION)

Samad Taylor has led off all 12 games this season for the Omaha Storm Chasers and gone 19-for-55 at the plate, with 7 extra-base hits and 13 runs batted in.

Taylor has collected multiple hits in seven different games this season, including each of the first four, with hits in 11 of the 12 games he's played.

His 19 hits rank 1st in the International League and lead *Minor League Baseball*, while and 13 runs batted are tied 4th in the league and he ranks 5th with 31 total bases.

WHAT DO YOU FERMIN?

After a slow start to the season, catcher **Freddy Fermin** has bounced back in the last several games including a stretch with *hits in eight consecutive plate appearances*.

Fermin went hitless in his first five games of the season, beginning the year with an 0-for-19 stretch at the plate that carried into his sixth game of the season on April 7 vs. Toledo ... his first hit of the year came on a single to left field in the 5th inning on 4/7.

In the 12 plate appearances since snapping his hitless streak, Fermin is 9-for-12 with 1 double, 3 home runs and 8 runs batted in ... he went 3-for-4 with 2 HR and 6 RBI on 4/8 vs. Toledo, then 4-for-4 with 1 HR and 2 RBI on 4/11 vs. Iowa.

HOMER HAPPY

Omaha's 24 home runs through the first 12 games of this season have combined to account for 40 runs, or 48.8% of the team's total scoring (82 runs scored).

24 homers are the most not just of any International League team but the most in Triple-A and all of the Minor Leagues, one head of the Salt Lake Bees.

Logan Porter and **Nick Loftin**'s 4 home runs lead the Storm Chasers, are tied for 3rd in the league and tied 7th in all of Minor League Baseball.

After not homering on Opening Day (3/31 @ Indianapolis), Omaha has hit at least one home run in each of the last 11 games, the longest streak of any team this season.

RELIEVER RELIABILITY

The last four games have been up-and-down for the Storm Chasers bullpen, but featured some dominant performances as well.

7 of the last 15 outings from Omaha relievers have been perfect, retiring every batter faced ... LHP **Josh Dye** retired all five batters he faced yesterday, 1.2 perfect innings.

27 of 44 relief appearances (61%) have been scoreless, 36 of 44 relief outings (82%) have been limited to 1 earned run or less.

ONE THOUSAND WINS

After managing the Triple-A Omaha franchise from 1995 to 1997 and 2003 to 2013, **Mike Jirschele** returned in 2023 to manage the Storm Chasers, his 15th season at the helm in Omaha and won his 1,000th game with the Triple-A Omaha franchise last Saturday.

For more information, see the back page of today's game notes.

AT A GLANCE

RECENT

Last 5 Games	2-3
Last 10 Games	4-6
Last 20 Games	6-6

HOME/AWAY

Home Games	2-4
Away Games	4-2

TIME OF DAY

Night Games	2-3
Day Games	4-3

MONTH

March	1-0
April	5-6
May	0-0
June	0-0
July	0-0
August	0-0
September	0-0

OPPONENT

vs. Columbus	0-0
vs. Gwinnett	0-0
vs. Indianapolis	3-0
vs. Iowa	1-2
vs. Louisville	0-0
vs. Memphis	0-0
vs. Nashville	0-0
vs. Rochester	0-0
vs. Scranton/WB	0-0
vs. St. Paul	0-0
vs. Toledo	2-4

DAY OF THE WEEK

on Monday	0-0
on Tuesday	0-2
on Wednesday	1-1
on Thursday	0-2
on Friday	2-0
on Saturday	2-0
on Sunday	1-1

THIS ROAD TRIP

Record	1-2
Batting Average	(.262)
Runs/Per Game	17/5.7
Home Runs	7
ERA	9.72 (27 ER / 25.0 IP)
Strikeouts (K/9)	28 (10.1)
Saves/Opportunities ...	0/0

QUICK FACTS

Founded	2011 (1969-2010: Omaha Royals)
Colors	Royal Blue, Twister Gold, Blackout Black
League	International League (Since 2021)
Ownership	Alliance Baseball Omaha LLC
General Manager	Laurie Schlender (4th Year)
Home Ballpark (Capacity)	Werner Park (9,023, 6,254 fixed seats)
Dimensions	LF- 310 CF- 402 RF- 315

ROSTER BREAKDOWN

Age 22.....0	Native of Cuba.....1
Age 23.....2	Native of Mexico.....1
Age 24.....5	Native of United States.....21
Age 25.....2	Native of Venezuela.....4
Age 26.....8	Acquired by Royals via Free Agency10
Age 27.....5	(International).....4 (Minor League).....4 (Undrafted).....2
Age 28.....1	Acquired by Royals via Trade7
Age 29.....2	Acquired by Royals via Waivers1
Age 30.....1	Acquired by Royals via First Year Player Draft10
Age 31.....2	(High School).....1 (Rounds 1-5).....5 (2015-17 Drafts).....2
Age 32.....0	(2nd Year/College).....1 (Rounds 6-10).....1 (2018 Draft).....5
Average Age26 Years 117 Days	(3rd Year/College).....6 (Rounds 11-20).....2 (2019 Draft).....1
Median Age26	(4th+ Year/College).....2 (Rounds 21-40).....2 (2020 Draft).....2

PRO-NUN-SEE-AY-SHUNS

PLAYERS

0 SAMAD TAYLOR	(suh-mod)
2 RYAN GOINS	(GO-ins)
4 FREDDY FERMIN	(furr-meen)
11 MAIKEL GARCIA	(my-KELL gar-SEE-uh)
16 DAIRON BLANCO.....	(DYE-rone)
17 ANGELO CASTELLANO.....	(kass-tay-AH-noh)
21 MIKE MAYERS.....	(MY-ers)
32 NICK PRATTO	(praw-toh)
37 JACKSON KOWAR.....	(coh-wahr)
44 RYAN WEISS	(wyss)
50 MAX CASTILLO	(ca-STEE-yo)
58 BROOKS KRISKE	(KRIS-kee)
62 NICK WITTGREN	(wit-grinn)

COACHES

23 MIKE JIRSCHKE	(jursh-LEE)
33 DAVID NOWORYTA.....	(Nova-REE-tah)
52 BIJAN RADEMACHER	(bi-ZHON RAH-de-moch-err)

UNIFORM RECORDS

STANDARD UNIFORMS

Home Vortex Home: 1-3 Road: 0-0	Road O-Bolt Home: 0-0 Road: 4-2	Powder SC Home: 1-1 Road: 0-0	Black O-Bolt Home: 0-0 Road: 0-0	Powder O Home: 0-0 Road: 0-0
Home White Home: 1-3 Road: 0-0	Road Grey Home: 0-0 Road: 3-2	Powder Blue Home: 1-1 Road: 0-0	Blue O-Bolt Home: 0-0 Road: 1-0	Black O-Bolt Home: 0-0 Road: 0-0

SPECIALTY/THEME NIGHTS

Throwback Home: 0-0 Road: 0-0	Cattlemen Home: 0-0 Road: 0-0	Marvel Home: 0-0 Road: 0-0	Patriotic Home: 0-0 Road: 0-0	Rockets Home: 0-0 Road: 0-0	Runzas Home: 0-0 Road: 0-0
Throwback Home: 0-0 Road: 0-0	Cattlemen Home: 0-0 Road: 0-0	Marvel Home: 0-0 Road: 0-0	Patriotic Home: 0-0 Road: 0-0	Rockets Home: 0-0 Road: 0-0	Runzas Home: 0-0 Road: 0-0

TRANSACTIONS

2023 BREAKING ROSTER

Pitchers (15): RHP Max Castillo, LHP Austin Cox, RHP Jonathan Heasley, RHP Jackson Kowar, RHP Brooks Kriske, LHP Marcelo Martinez, RHP Mike Mayers, RHP Andrés Núñez, LHP Drew Parrish, LHP Evan Sisk, RHP Collin Snider, RHP Josh Staumont, LHP Josh Taylor, RHP Ryan Weiss, RHP Nick Wittgren

Catchers (3): Freddy Fermin, Logan Porter, Jakson Reetz

Infielders (6): CJ Alexander, Angelo Castellano, Maikel Garcia, Nick Loftin, Nick Pratto, Samad Taylor


Outfielders (3): Dairon Blanco, Tucker Bradley, Brewer Hicklen

- 3/31 Kansas City Royals announce Breaking Roster
- 4/5 1B **Nick Pratto** recalled by KANSAS CITY from Omaha (AAA)
- 4/6 1B **Nick Pratto** optioned to Omaha (AAA)
- 4/12 LHP **Josh Dye** activated from the Development List



MANAGER: MIKE JIRSCHLE • 36

- Mike Jirschele returns for his 15th season as Omaha's manager, his 18th season managing in Minor League Baseball and 32nd season overall with the Royals organization, named to the position of Storm Chasers manager on January 13, 2023, after previously managing Triple-A Omaha from 1995-97 and 2003-13.
- Jirschele served on the Kansas City Royals coaching staff as the Third Base Coach from 2014-19 and won the World Series in 2015. Jirschele most recently served as the bench coach under manager Chris Witheridge during the 2022 season with the Double-A Northwest Arkansas Naturals. He spent the 2021 season as Witheridge's bench coach for the High-A Central champion Quad Cities River Bandits and served as Special Assistant to the General Manager in 2020.
- In his second stint as Omaha's manager, over 11 years from 2003 to 2013, he led the team to four division titles, three consecutive trips to the Pacific Coast League Championship Series (2011-2013), two PCL titles (2011, 2013) and the team's first of two Triple-A National Championships in 2013.
- He earned the 2011 Mike Coolbaugh Award for *outstanding baseball work ethic, knowledge of the game and skill in mentoring young players on the field* and he is a four-time recipient of the Dick Howser Award (1992, 1994, 2005, 2011), recognizing outstanding work in player development within the Royals organization.
- Prior to his time with Omaha and Kansas City, he served as the Royals Minor League Infield Coordinator for four years, from 1998-2002, and he held managerial positions with Wilmington (1994), Rockford (1993) and the Gulf Coast Royals (1992).
- He appeared 999 games in the Minor Leagues across 13 years, between 1977 and 1990, including 22 games with the Omaha Royals between 1988 and 1989.



PITCHING COACH: DANE JOHNSON • 59

- Dane Johnson enters his fourth year in the Royals organization and as the Storm Chasers pitching coach, after joining Kansas City ahead of the 2020 season. 2023 marks his 24th season coaching overall.
- He previously spent one season in the Miami Marlins organization (2019) as a Pitching Consultant and 19 seasons with the Toronto Blue Jays as a Minor League Pitching Coach from 2000-03, Pitching Coordinator from 2004-14 and Major League Bullpen Coach from 2015-18.
- Prior to entering coaching, spent 15 years as a player, including over 280 games in the Minor Leagues and parts of three seasons in the Majors with the Chicago White Sox (1994), Blue Jays (1996) and Oakland Athletics (1997), also playing two seasons (1990-1991) in the Chinese Professional Baseball League.
- Johnson and his wife, Gina, reside in Palm Harbor, Florida. They have two children: a daughter, Madison (31), and son, Cobi (27).



HITTING COACH: BIJAN RADEMACHER • 52

- Bijan Rademacher (*bi-ZHON RAH-de-moch-err*) joins the Royals as the Omaha Storm Chasers Hitting Coach this year after spending the last two years with the Arizona Diamondbacks as their Minor League Hitting Coordinator (2021) and ACL Hitting Coach (2022).
- Prior to coaching, he spent eight years playing professionally (2012-2019), spanning seven seasons in the Chicago Cubs organization (2012-18) and slashed .280/.361/.402 over 702 career MiLB games, reaching as high as Triple-A. He also played one season in independent baseball (2019) with the New Britain Bees in the Atlantic League, in addition to an offseason in the Mexican Pacific Winter League.
- Over 243 career Triple-A games with the Iowa Cubs, he played 11 games at Werner Park and was a .378 hitter (14-for-37) with one homer and 5 runs batted in while playing in Omaha.
- Rademacher lives in Tempe, Arizona with his wife Melissa.



BENCH COACH: DAVID NOWORYTA • 33

- David Noworyta (*Nova-REE-tah*) enters his second year in the Royals organization and first as Omaha's Bench Coach, after making his coaching debut in 2022 as the Assistant Hitting Coach for the River Bandits Kansas City's High-A affiliate.
- Prior to coaching, he spent four years playing professionally (2018-21), including three minor league seasons in the Detroit Tigers organization (2018-20), and one with the Independent Pioneer League's Billings Mustangs in 2021. Before signing with Detroit in 2018, Noworyta graduated from the University of Hawaii with a bachelor's degree in communications and journalism, and played in parts of three seasons for their baseball team.
- Noworyta attended Holy Cross Academy (N.J.), where he played baseball and basketball, and was selected by the Royals in the 37th round of the 2014 MLB Draft. He resides in Hainesport, N.J. in the offseason.



CERTIFIED ATHLETIC TRAINER: JAMES STONE

- James Stone is entering his fifth season as the Certified Athletic Trainer for the Storm Chasers after serving the previous seven seasons with the Wilmington Blue Rocks (Royals High-A), including the 2015 season, in which he was named Carolina League Athletic Trainer of the Year.
- He joined the Kansas City organization in 2010 as the athletic trainer for the Class-A Burlington Bees. He came to the Royals after spending one season with the Central Valley Coyotes (Fresno, California) in Arena Football 2.
- Stone worked three seasons in the Florida Marlins organization, with stops in Jupiter (2008), Greensboro (2007) and Jamestown (2006), winning New York-Penn League Trainer of the Year honors in 2006.
- He was the Strength and Conditioning Coach for the Baltimore Orioles Class-A affiliate, the Delmarva Shorebirds, in 2005.
- Stone graduated with a bachelor's of science in kinesiology from Cal State-Northridge. He resides in Simi Valley, California with his dog, Ozzie.



STRENGTH & CONDITIONING COACH: YANNICK PLANTE

- Yannick Plante is entering his third season as the Strength & Conditioning Coach for the Storm Chasers, after being slated to serve in that role with Northwest Arkansas in 2020.
- He began with the Kansas City Organization in 2019 as the athletic trainer for the Burlington Royals (Advanced Rookie, Appalachian League). He was then a staff member of the Surprise Saguaros of the Arizona Fall League in the fall of 2019.
- Plante has a master's degree in kinesiology from the University of Calgary and a bachelor's degree in human kinetics with specialization in biophysics from the University of Ottawa. He currently lives in Ottawa, Ontario.



TONY MEDINA
MINOR LEAGUE/LATIN AMERICA
MEDICAL COORDINATOR



BEN NICHOLAS
PLAYER DEVELOPMENT TRAINEE



JEREMY OWENS
PLAYER DEVELOPMENT TRAINEE

Drew Parrish - Pitching - Stat Splits - 2023 - Regular Season																										
Split	Team	W	L	ERA	G	GS	CG	SHO	SV	IP	H	R	ER	HR	HB	BB	IBB	SO	WHIP	AVG	AB	WP	BK	GIDP	TBF	NP-S
Home Games	OMA	0	0	0.00	1	1	0	0	0	3.0	2	1	0	0	0	2	0	5	1.33	.167	12	0	0	0	14	66 - 38
Away Games	OMA	1	0	0.00	1	0	0	0	0	3.0	0	0	0	0	0	1	0	2	0.33	.000	8	0	0	1	9	29 - 16
Day Games	OMA	1	0	0.00	2	1	0	0	0	6.0	2	1	0	0	0	3	0	7	0.83	.100	20	0	0	1	23	95 - 54
On Grass	OMA	1	0	0.00	2	1	0	0	0	6.0	2	1	0	0	0	3	0	7	0.83	.100	20	0	0	1	23	95 - 54
April	OMA	1	0	0.00	2	1	0	0	0	6.0	2	1	0	0	0	3	0	7	0.83	.100	20	0	0	1	23	95 - 54
On Saturdays	OMA	1	0	0.00	2	1	0	0	0	6.0	2	1	0	0	0	3	0	7	0.83	.100	20	0	0	1	23	95 - 54
In games following a win	OMA	1	0	0.00	2	1	0	0	0	6.0	2	1	0	0	0	3	0	7	0.83	.100	20	0	0	1	23	95 - 54
Starter	OMA	0	0	0.00	1	1	0	0	0	3.0	2	1	0	0	0	2	0	5	1.33	.167	12	0	0	0	14	66 - 38
Reliever	OMA	1	0	0.00	1	0	0	0	0	3.0	0	0	0	0	0	1	0	2	0.33	.000	8	0	0	1	9	29 - 16

Drew Parrish - Opposing Hitting - Stat Splits - 2023 - Regular Season																							
Split	Team	AVG	G	AB	R	H	2B	3B	HR	RBI	BB	IBB	SO	SB	CS	OBP	SLG	OPS	HBP	SAC	SF	GIDP	
vs Left	OMA	.000	2	4		0	0	0	0	0	0	0	2			.000	.000	.000	0	0	0	0	
vs Right	OMA	.125	2	16		2	0	0	0	0	3	0	5			.263	.125	.388	0	0	0	1	
Team is ahead	OMA	.000	1	8		0	0	0	0	0	1	0	2			.111	.000	.111	0	0	0	1	
Team is behind	OMA	.200	1	5		1	0	0	0	0	1	0	2			.333	.200	.533	0	0	0	0	
Score is tied	OMA	.143	1	7		1	0	0	0	0	1	0	3			.250	.143	.393	0	0	0	0	
Batting First	OMA	.000	2	3		0	0	0	0	0	0	0	1			.000	.000	.000	0	0	0	0	
Batting Second	OMA	.333	2	3		1	0	0	0	0	0	0	0			.333	.333	.666	0	0	0	1	
Batting Third	OMA	.000	2	2		0	0	0	0	0	1	0	1			.333	.000	.333	0	0	0	0	
Batting Fourth	OMA	.333	2	3		1	0	0	0	0	0	0	0			.333	.333	.666	0	0	0	0	
Batting Fifth	OMA	.000	2	3		0	0	0	0	0	0	0	2			.000	.000	.000	0	0	0	0	
Batting Sixth	OMA	.000	2	1		0	0	0	0	0	1	0	1			.500	.000	.500	0	0	0	0	
Batting Seventh	OMA	.000	2	2		0	0	0	0	0	0	0	1			.000	.000	.000	0	0	0	0	
Batting Eighth	OMA	.000	2	2		0	0	0	0	0	0	0	0			.000	.000	.000	0	0	0	0	
Batting Ninth	OMA	.000	2	1		0	0	0	0	0	1	0	1			.500	.000	.500	0	0	0	0	
Leading Off	OMA	.200	2	5		1	0	0	0	0	1	0	3			.333	.200	.533	0	0	0	0	
First Inning	OMA	.000	1	3	0	0	0	0	0	0	0	0	1	0	0	.000	.000	.000	0	0	0	0	
Second Inning	OMA	.200	1	5	1	1	0	0	0	0	1	0	3	0	0	.333	.200	.533	0	0	0	0	
Third Inning	OMA	.250	1	4	0	1	0	0	0	0	1	0	1	1	0	.400	.250	.650	0	0	0	0	
Fourth Inning	OMA	.000	1	3	0	0	0	0	0	0	0	0	1	0	0	.000	.000	.000	0	0	0	0	
Fifth Inning	OMA	.000	1	3	0	0	0	0	0	0	0	0	1	0	0	.000	.000	.000	0	0	0	0	
Sixth Inning	OMA	.000	1	2	0	0	0	0	0	0	1	0	0	0	0	.333	.000	.333	0	0	0	1	
Bases Empty	OMA	.167	2	12		2	0	0	0	0	1	0	3			.231	.167	.398	0	0	0	0	
Runner at 1st	OMA	.000	2	3		0	0	0	0	0	2	0	1			.400	.000	.400	0	0	0	1	
Runners at 1st & 2nd	OMA	.000	1	3		0	0	0	0	0	0	0	1			.000	.000	.000	0	0	0	0	
Runners at 1st & 3rd	OMA	.000	1	1		0	0	0	0	0	0	0	1			.000	.000	.000	0	0	0	0	
Runners at 2nd & 3rd	OMA	.000	1	1		0	0	0	0	0	0	0	1			.000	.000	.000	0	0	0	0	
Runners On	OMA	.000	2	8		0	0	0	0	0	2	0	4			.200	.000	.200	0	0	0	1	
Scoring Position	OMA	.000	1	5		0	0	0	0	0	0	0	3			.000	.000	.000	0	0	0	0	
No Outs	OMA	.143	2	7		1	0	0	0	0	1	0	4			.250	.143	.393	0	0	0	0	
One Out	OMA	.143	2	7		1	0	0	0	0	2	0	1			.333	.143	.476	0	0	0	1	
Two Outs	OMA	.000	2	6		0	0	0	0	0	0	0	2			.000	.000	.000	0	0	0	0	
Ahead in Count	OMA	.200	2	5		1	0	0	0	0	0	0	4			.200	.200	.400	0	0	0	0	
Behind in Count	OMA	.000	2	6		0	0	0	0	0	3	0	1			.333	.000	.333	0	0	0	0	
0-0 Count	OMA	.000	2	3		0	0	0	0	0	0	0	0			.000	.000	.000	0	0	0	0	
0-1 Count	OMA	.000	2	0		0	0	0	0	0	0	0	0			.000	.000	.000	0	0	0	0	
0-2 Count	OMA	.000	2	1		0	0	0	0	0	0	0	1			.000	.000	.000	0	0	0	0	
1-0 Count	OMA	.000	2	1		0	0	0	0	0	0	0	0			.000	.000	.000	0	0	0	0	
1-1 Count	OMA	.000	2	2		0	0	0	0	0	0	0	0			.000	.000	.000	0	0	0	1	
1-2 Count	OMA	.250	2	4		1	0	0	0	0	0	0	3			.250	.250	.500	0	0	0	0	
2-0 Count	OMA	.000	2	1		0	0	0	0	0	0	0	0			.000	.000	.000	0	0	0	0	
2-1 Count	OMA	.000	2	0		0	0	0	0	0	0	0	0			.000	.000	.000	0	0	0	0	
2-2 Count	OMA	.250	2	4		1	0	0	0	0	0	0	2			.250	.250	.500	0	0	0	0	
3-0 Count	OMA	.000	1	0		0	0	0	0	0	0	0	0			.000	.000	.000	0	0	0	0	
3-1 Count	OMA	.000	2	2		0	0	0	0	0	2	0	0			.500	.000	.500	0	0	0	0	
3-2 Count	OMA	.000	1	2		0	0	0	0	0	1	0	1			.333	.000	.333	0	0	0	0	
Pitcher	OMA	.100	2	20		2	0	0	0	0	3	0	7			.217	.100	.317	0	0	0	1	



#53 DREW PARRISH

LEFT-HANDED PITCHER

BORN: December 8, 1997 in Cape Canaveral, Florida (Age 26)

HOMETOWN: Rockledge, Florida

RESIDES: Tallahassee, Florida

HEIGHT/WEIGHT: 5'11" / 200 LBS

DRAFTED: 2019 MLB Draft – Round 8 (229TH Overall)

COLLEGE: Florida State University (Tallahassee, Florida)

HIGH SCHOOL: Rockledge High School (Rockledge, Florida)

SEASON WITH STORM CHASERS: 2nd Season

SCOUTING REPORT (SNK, CH, SL)

SINKER: Last outing: 83-92 mph, averaging 90.1 ... threw it 59% of the time (14/66 pitches) ... average 2,233 RPM.

CHANGEUP: Last outing: 79-82 mph, averaging 77.2 ... threw it 29% of the time (19/66 pitches) ... average 1,818 RPM.

CURVEBALL: Last outing: 72-75 mph, averaging 72.8 ... threw it 12% of the time (8/66 pitches) ... average 2,545 RPM.

2023 SEASON

- ♣ Appeared in 2 Cactus League games for the Royals and produced a 3.00 ERA (1 ER in 3.0 IP) and 1 K.
- ♣ 4/1 @ Indianapolis (PIT): Made his season debut in relief behind Austin Cox, threw 3.0 hitless and scoreless inning and earned the win.
- ♣ 4/8 vs. Toledo (DET): Made first start of the season and allowed one unearned run in 3.0 innings, struck out five ... threw 1-2-3 first inning.

CAREER NOTES

2022

- ✦ Split the season between NW Arkansas (AA) and Omaha (AAA), making 27 appearances (25 starts) with a 7-11 record and 4.13 ERA (59 ER in 128.2 IP).
- ✦ Opened the year with Northwest Arkansas and was named Kansas City's Double-A Pitcher of the Year... started Opening Day for the Nationals and made 10 starts, going 4-3 with a 2.13 ERA (13 ER in 55.0 IP), while striking out 48 and walking just 14 (3.43 K/BB)... despite an early June promotion, placed 2nd on the Nationals' staff with four quality starts (min. 6.0 IP, max 3 ER).
- ✦ Named the Texas League's Pitcher of the Month in May, starting five games with a 3-1 record and 0.59 ERA (3 ER in 30.2 IP), only allowing 15 hits and four walks... struck out 29 opposing hitters and threw the most innings in the league, while among qualified Texas League pitchers, had the lowest ERA and WHIP (0.62), while holding opponents to a .144 average... did not allow an 5-ered run over four starts (25.2 innings) from May 7 to May 26, the longest such stretch for a Nationals pitcher since 2018.
- ✦ Earned back-to-back Texas League Pitcher of the Week honors in May, throwing consecutive 7.0-inning scoreless starts on May 7 @ Springfield (STL) and May 13 vs. Wichita (MIN).
- ✦ Despite throwing just 55.0 innings for the Nationals, ranked 9th among the team's pitchers this season, ended the year having throwing the most 1-2-3 innings, 28 times retiring the opposing team in order in an inning, over half of the innings he pitched for the Nationals.
- ✦ After throwing 3.0 innings in his Opening Day Start on April 8 @ Springfield, threw nine straight starts of at least 5.0 innings, before earning a promotion to Triple-A Omaha on June 3, where he has pitched in 17 games with the Storm Chasers to end the season.
- ✦ Made his Triple-A debut June 8 vs. Lehigh Valley (PHI), struck out seven over 4.2 innings but took the loss, the most strikeouts he had in a Triple-A game all season.
- ✦ Took a no-hit bid into the 6th inning on August 6 vs. St. Paul (MIN), allowing just two walks and a hit batter over his first five innings against the Saints before surrendering a pair of solo homers in the sixth.
- ✦ Fired three quality starts with the Storm Chasers, including back-to-back starts on August 12 @ Toledo (DET) and August 18 @ Louisville (CIN) with the outing in Toledo being his only scoreless start of the year at the Triple-A level.

2021

- Split the season between Quad Cities (A+) and NW Arkansas (AA), with a break in between to pitch for Team USA at the 2021 WBSC Olympic Baseball Qualifiers.
- Broke camp in High-A with the River Bandits and did not allow a run across 15.2 innings, pitching in four games (one start), while striking out 23 (41.1 K%) and walking just three (7.67 K/BB).
- Joined the Nationals on June 6 and remained at Double-A through the end of the season ... went 5-4 across 18 games (17 starts) with a 3.36 ERA (31 ER in 83.0 IP) and 95 strikeouts.
- Among qualified Minor League pitchers (min. 96.0 IP), ranked 14th in WHIP, 14th in opponents' average (.198) and 16th in ERA (2.83).
- Combined between High-A and Double-A, 98.2 innings pitched ranked 4th among Royals Minor League pitchers, while 118 strikeouts ranked 5th ... among Royals farmhands with at least 70.0 innings pitched, he ranked 1st in ERA (2.83) and WHIP (0.99) and 2nd in opponents' average (.194) behind Quad Cities' Will Klein (.171).
- Named the Double-A Central Pitcher of the Month in August, pitching in five games (four starts), with a 2-0 record and 1.13 ERA (3 ER in 24.0 IP) ... struck out 27 with a 0.88 WHIP (13 H, 8 BB) and .163 opponents' batting average ... named the league's Pitcher of the Week after his start on August 27 against Springfield (STL), a 7-inning complete game shutout in the first game of a doubleheader at Arvest Ballpark ... allowed two hits with no walks while striking out seven in an 8-0 win over the Cardinals.
- Didn't allow a home run in 8-game (7 start) stretch from 7/28 to 9/7 ... 40.2 innings from 7/22 to 9/12 between homers allowed.
- Member of Team USA at the 2021 WBSC (World Baseball Softball Confederation) Olympic Baseball Qualifiers from May 30 to June 5 ... pitched in one game for the United States, helping the team qualify for the Tokyo Olympics by earning the win after pitching two scoreless innings out of the bullpen with two strikeouts on June 4 in a 10-1 victory over Canada.

2019

- ✍ Pitched in nine games (four starts) for the Burlington Royals (R), going 3-0 with a 2.52 ERA (7 ER in 25.0 IP), striking out 39 (14.0 K/9) while walking just over (9.75 K/BB) in his professional debut.
- ✍ Earned his first professional win on July 11 against the Elizabethton Twins (MIN), pitching 3.0 innings out of the bullpen with five strikeouts in a 5-0 win over the E-Twins on the road.
- ✍ Did not allow a run in five of his nine appearances, or his last 5.1 innings of the season with the B-Royals.
- ✍ Did not appear in a postseason game with Burlington, who made it to the Appalachian League finals, but lost to the Johnson City Cardinals (STL) in a best-of-three series ... went back to Florida State to finish his degree in the fall semester.

COLLEGE: FLORIDA STATE (2017-19)

- Attended Florida State University, making two trips to the College World Series (2017, 2019) with the Seminoles.
- JUNIOR (2017):** Went 8-5 with 112 strikeouts in 81.2 innings (21.3 K/9) across 17 outings (16 starts) as the Noles Friday night starter throughout the season ... booked the season with a pair of memorable performances: was part of a combined no-hitter on Opening Day against Maine (2/15), pitching five scoreless innings at the start in FSU's 10-0 no-no in school history ... ended his career with eight scoreless innings against No. 5 Arkansas in the opening game of the College World Series; FSU's first victory in the CWS opener since 1999.
- SOPHOMORE (2018):** Named All-ACC first team as a sophomore, had a 2.52 ERA, 128 strikeouts and held opponents to a .186 average ... pitched complete games in his final two appearances of the year, against NC State in the ACC Tournament (5/25) and Mississippi State in the NCAA Tournament (6/2).

SEASON / CAREER HIGHS

SEASON		CAREER	
<i>Last: 4/8/2023 vs. Toledo 3.0 (2x)</i>		INNINGS PITCHED	7.0 (4x) <i>Last: 5/13/2022 vs. Wichita</i>
4/8/2023 vs. Toledo	2	HITS ALLOWED	7 (4x) <i>Last: 9/1/2022 @ St. Paul</i>
4/8/2023 vs. Toledo	1	RUNS ALLOWED	10 (2x) <i>Last: 9/1/22 @ St. Paul</i>
<i>Last: 4/8/2023 vs. Toledo 3.0 (2x)</i>		EARNED RUNS ALLOWED	7 <i>9/1/2022 @ St. Paul</i>
<i>Last: 4/8/2023 vs. Toledo 3.0 (2x)</i>		HOME RUNS ALLOWED	3 <i>6/22/2022 vs. Columbus</i>
4/8/2023 vs. Toledo	2	WALKS ALLOWED	6 <i>6/22/2022 vs. Columbus</i>
4/8/2023 vs. Toledo	5	STRIKEOUTS	9 (3x) <i>Last: 5/13/2022 vs. Wichita</i>
4/8/2023 vs. Toledo	14	BATTERS FACED	25 (2x) <i>Last: 8/18/2022 @ Louisville</i>
4/8/2023 vs. Toledo	66	PITCHES THROWN	100 (2x) <i>Last: 7/8/2022 vs. Toledo</i>
4/1/2023 to 4/8/2023	5.2 IP	SCORELESS STREAK	22.0 IP <i>8/18/2019 to 6/10/2021</i>

2023 RUN SUPPORT (OMAHA STARTS ONLY)

RUNS SCORED	0	1	2	3	4	5	6	7	8	9	10+
GAMES							1				
PLAYER W-L							0-0				
Team W-L							1-0				

2023 GAME-BY-GAME

OMAHA STORM CHASERS, AAA

DATE	OPPONENT	RES	LEFT GAME	DEC	IP	H	R	ER	HR	HB	BB	SO	BF	NP-S
4/1 *	@ Indianapolis	W 12-1	Middle 7th, winning 10-0	W	3.0	0	0	0	0	0	1	2	9	29-16
4/8	vs. Toledo	W, 13-8	End 3rd, winning 6-1	-	3.0	2	1	0	0	0	2	5	14	66-38

* Indicates Relief Appearance

2023 BATTED BALL STATISTICS (AAA)

BABIP	GB/FB	LD%	GB%	FB%	IFFB%	HR/FB	Pull%	Cent%	Oppo%	SwStr%
.154	0.40	41.7%	16.7%	41.7%	20.0%	0.0%	30.8%	23.1%	46.2%	11.6%

vs. Iowa in 2023

W	L	ERA	G	GS	CG	SHO	GF	HLD	SV	SVO	IP	H	R	ER	HR	HB	BB	IBB	SO	WHIP	AVG
---	---	-----	---	----	----	-----	----	-----	----	-----	----	---	---	----	----	----	----	-----	----	------	-----

VS. IOWA HITTERS IN 2023

PLAYER	AVG	AB	H	2B	3B	HR	RBI	BB	SO	PLAYER	AVG	AB	H	2B	3B	HR	RBI	BB	SO
--------	-----	----	---	----	----	----	-----	----	----	--------	-----	----	---	----	----	----	-----	----	----

CAREER PITCHING

SEASON TEAM		W	L	ERA	G	GS	CG	SHO	SV	SVO	IP	H	R	ER	HR	HB	BB	IBB	SO	WHIP	AVG	AB	WP	BK	GIDP	TBF	NP-S	
2019	Burlington (R)	3	0	2.52	9	4	0	0	0	0	25.0	19	7	7	4	0	4	0	39	0.92	.211	90	0	0	1	95	352 - 249	
2020		Did not Play (No Minor League Season)																										
2021	Quad Cities (A+)	1	0	0.00	4	1	0	0	1	1	15.2	5	0	0	0	0	3	0	23	0.51	.096	52	0	0	0	56	213 - 145	
	NW Arkansas (AA)	5	4	3.36	18	17	1	1	0	0	83.0	65	34	31	8	4	25	0	95	1.08	.215	302	5	0	6	336	1338 - 893	
2022	NW Arkansas (AA)	4	3	2.13	10	10	0	0	0	0	55.0	31	16	13	5	5	14	0	48	0.82	.160	194	4	0	1	215	863 - 568	
	Omaha (AAA)	3	8	5.62	17	15	0	0	0	0	73.2	69	54	46	15	3	44	0	51	1.53	.247	279	2	0	6	330	1372 - 841	
2023	Omaha (AAA)	1	0	0.00	2	1	0	0	0	0	6.0	2	1	0	0	0	3	0	7	0.83	.100	20	0	0	1	23	95 - 54	
MINOR LEAGUE TOTALS (4 Seasons)		17	15	3.38	60	48	1	1	1	1	258.1	191	112	97	32	12	93	0	263	1.10	.204	937	11	0	15	1055	4233 - 2750	

Did not Play (No Minor League Season)

PLAYER

QUICK NOTES

CAREER HIGHS

50 MAX CASTILLO

RHP • R/R • 6'2" • 285 lbs • 5/4/1999 (23)
Traded from Toronto — 8/2/2022
Born/Resides: Caracas, Venezuela

31 AUSTIN COX

LHP • L/L • 6'4" • 235 lbs • 3/28/1997 (26)
2018 MLB Draft — Round 5 (Mercer)
Born: Macon, Georgia • Resides: Kansas City, Missouri

24 JOSH DYE

LHP • L/L • 6'5" • 180 lbs • 9/14/1996 (26)
2018 MLB Draft — Round 23 (Florida Gulf Coast)
Born: DeLand, Florida • Resides: Fort Myers, Florida

60 JONATHAN HEASLEY

RHP • R/R • 6'3" • 235 lbs • 1/27/1997 (26)
2018 MLB Draft — Round 13 (Oklahoma State)
Born: Plano, Texas • Resides: Dallas, Texas

37 JACKSON KOWAR

RHP • R/R • 6'5" • 215 lbs • 10/4/1996 (26)
2018 MLB Draft — Round 7/33rd Overall (Florida)
Born: Weddington, N.C. • Resides: Charlotte, N.C.

58 BROOKS KRISKE

RHP • R/R • 6'3" • 210 lbs • 2/3/1994 (29)
Signed 12/14/2022 as a Minor League Free Agent
Born/Resides: Scottsdale, Arizona

46 MARCELO MARTINEZ

LHP • L/L • 6'2" • 190 lbs • 8/10/1996 (26)
Signed 3/7/2018 as an International Free Agent
Born/Resides: Reynosa, México

21 MIKE MAYERS

RHP • R/R • 6'2" • 220 lbs • 12/6/1991 (31)
Signed 12/22/2022 as a Minor League Free Agent
Born: Grove City, Ohio • Resides: Naples, Florida

41 ANDRÉS NUÑEZ

RHP • R/R • 6'4" • 265 lbs • 9/20/1995 (27)
2018 MLB Draft — Round 29 (Florida International)
Born/Resides: Southwest Ranches, Florida

53 DREW PARRISH

LHP • L/L • 5'11" • 1195 lbs • 2/8/1997 (25)
2019 MLB Draft — Round 8 (Florida State)
Born: Cape Canaveral, Fla. • Resides: Tallahassee, Fla.

47 EVAN SISK

LHP • L/L • 6'2" • 195 lbs • 4/23/1997 (25)
Traded from Minnesota — 1/24/2023
Born: Pineville, N.C. • Resides: Chester, S.C.

43 COLLIN SNIDER

RHP • R/R • 6'4" • 205 • 10/10/1995 (27)
2017 MLB Draft — Round 12 (Vanderbilt)
Born/Resides: Murfreesboro, Tennessee

35 JOSH STAUMONT

RHP • R/R • 6'3" • 215 lbs • 12/21/1993 (29)
2015 MLB Draft — Round 2 (Azusa Pacific)
Born: La Habra, Calif. • Resides: La Habra Heights, Calif.

48 JOSH TAYLOR

LHP • L/L • 6'5" • 240 lbs • 3/2/1993 (30)
Traded from Boston — 1/24/2023
Born: Phoenix, Arizona • Resides: Peoria, Arizona

44 RYAN WEISS

RHP • R/R • 6'4" • 220 • 12/10/1996 (26)
Claimed off Waivers from Arizona — 7/1/2022
Born: South Elgin, Ill. • Resides: Raleigh, N.C.

62 NICK WITTGREN

RHP • R/R • 6'2" • 210 • 5/29/1991 (31)
Signed 12/23/2022 as a Minor League Free Agent
Born: Torrance, California • Resides: Jupiter, Florida

Ranked by Baseball America as the No. 18 Royals prospect.

2023: Appeared in 4 Cactus League games for the Royals and went 2-0 with a 11.12 ERA (7 ER in 5.2 IP) and 7 K.

2022: Began the 2022 season in the Blue Jays organization and made 20 appearances (11 in MLB and 9 in MLB) before being traded to Kansas City on August 2 with Samad Taylor in exchange for Whit Merrifield ... had three stints with the Royals: 8/18-20, 9/4-7 and 9/25 through the end of the season ... across three stints with Omaha, pitched in 7 games (6 starts) with 22 strikeouts in 21 innings.

2021: Spent the entire season with New Hampshire (AA), appearing in 21 games (20 starts) while going 11-4 with a 4.85 ERA (55 ER in 102.0 IP) and 89 strikeouts.

45FB (89-93), CH, SL

CONSECUTIVE BATTERS RETIRED: 0

SCORELESS STREAK: 0.0 IP

2023: As a non-roster invitee, appeared in 4 Cactus League games for the Royals and went 0-1 with a 2.08 ERA (1 ER in 4.1 IP) and 8 K.

2022: Spent the entire season with Omaha and made 29 appearances (24 starts) for the Storm Chasers, going 7-7 with his 1st career save ... maintained a 4.21 ERA (69 ER in 147.1 IP) with a career-high 105 strikeouts ... 147.1 IP ranked 1st among all Royals farmhands, while 24 starts ranked 4th, 7W ranked tied 4th and 105 K was 6th.

2021: Joined NW Arkansas (AA) at the end of May, made his 2021 debut 5/26 and remained with the Nationals through the end of the postseason, before a promotion to Omaha for the Triple-A final stretch on 9/26, pitching twice ... appeared in 15 games (all starts) for the Nationals, going 4-1 with a 3.00 ERA (21 ER in 63.0 IP) and 56 strikeouts.

45FB (87-94), CH, CB, SL

CONSECUTIVE BATTERS RETIRED: 4 (4/12)

SCORELESS STREAK: 1.1 IP (4/12)

2023: Appeared in 2 Cactus League games for the Royals with a 9.00 ERA (1 ER in 1.0 IP) ... activated by OMA off the Development List 4/12 and threw 1.2 perfect innings in his season debut 4/13.

2022: Spent the entire season with Omaha, made 48 appearances (6 starts) with a 5-3 record and 4.48 ERA (31 ER in 62.1 IP) ... 2nd on Chasers staff with 48 games played, 3rd-most in the Royals system ... among Royals Minor League pitchers who threw at least 60.0 innings, ranked 1st in LOB% (82.6%), 3rd in BB/9 (2.31), 4th in K/BB (3.63).

2021: Spent most of the year with NW Arkansas (AA) and pitched in a team-high 38 games, with a 2.52 ERA (17 ER in 60.2 IP) and 3.78 K/BB ratio (68/18) ... led all Royals Minor League pitchers with nine saves in 2021, all of which he earned with the Nationals before being promoted for two games at Omaha (AAA) to finish the year.

CH (82-90), SL

CONSECUTIVE BATTERS RETIRED: 5 (4/13)

SCORELESS STREAK: 1.2 IP (4/13)

2023: Appeared in 4 Cactus League games for the Royals (2 starts) and went 0-1 with a 17.36 ERA (18 ER in 9.1 IP) and 7 K.

2022: Split the season between Kansas City and Omaha, making 21 starts over four stints with the Royals and nine starts with the Storm Chasers ... his 21 MLB starts ranked 7th among Royals season rookies ... opened the year in Triple-A, with six of his nine Storm Chasers starts coming before his first call-up to Kansas City on 5/12 ... across all nine of his outings with Omaha, struck out 49 in 39.1 innings (10.3 K/9).

2021: Named Kansas City's Double-A Pitcher of the Year with the Royals ... in two stints with Omaha, made 17 appearances (16 starts) and went 9-4 with a 3.46 ERA (31 ER in 80.2 IP) and 115 strikeouts (12.8 K/9), which led all Triple-A pitchers at the time of him being recalled on September 1.

45FB (90-95), CH, CB, SNK, SL

CONSECUTIVE BATTERS RETIRED: 0

SCORELESS STREAK: 0.0 IP

2023: Appeared in 4 Cactus League games for the Royals (1 start) and went 1-1 with a 6.75 ERA (6 ER in 10.1 IP) and 11 K to just 3 BB.

2022: Made his first Opening Day roster with Kansas City, but only pitched in 7 games over three stints with the Major League club, also making 20 starts with Omaha (AAA) across three stints ... allowed less than two earned runs in 8 of his 20 starts with Omaha, including three scoreless outings.

2021: Named Kansas City's Paul Spillertoff Minor League Pitcher of the Year, given to the top pitcher in the organization, also named the Storm Chasers Pitcher of the Year, the Triple-A East Pitcher of the Year and a Triple-A Most Outstanding All-Star ... in two stints with Omaha, made 17 appearances (16 starts) and went 9-4 with a 3.46 ERA (31 ER in 80.2 IP) and 115 strikeouts (12.8 K/9), which led all Triple-A pitchers at the time of him being recalled on September 1.

45FB (93-98), SL, CH

CONSECUTIVE BATTERS RETIRED: 1 (4/12)

SCORELESS STREAK: 0.1 IP (4/12)

2023: As a non-roster invitee, appeared in 10 Cactus League games for the Royals and went 0-1 with a 3.48 ERA (4 ER in 10.1 IP) and 11 K to just 3 BB.

2022: Signed with the Yokohama DeNA BayStars of Nippon Professional Baseball (NPB) on December 8, 2021 and pitched in 32 games, going 1-3 with two saves, a 3.25 ERA (13 ER in 36.0 IP) and 56 strikeouts (10.3 K/9) between Japan's Central League (equivalent to Major League Baseball) and Eastern League (Japan's Minor Leagues).

2020-2021: Pitched 16 games in the Major Leagues between New York (AL) and Baltimore, with a 2-1 record and 14.40 ERA (24 ER in 15.0 IP) and 19 strikeouts ... pitched a scoreless ninth inning to finish the game his Major League debut on July 29 @ Baltimore.

45FB (92-96), SPL, SL

CONSECUTIVE BATTERS RETIRED: 2 (4/13)

SCORELESS STREAK: 2.1 IP (4/9 to 4/13)

2023: Retired 6 straight to end his outing 4/11 @ Iowa.

2022: Spent the majority of the season with Omaha, appearing in 27 games with the Storm Chasers but also made three starts with NW Arkansas (AA) in a stint from 5/3-21 ... Made 15 starts with the Chasers, while making 12 relief appearances as well, with a season-high five straight starts between 6/19 and 7/13 ... 9 of his 11 relief appearances with Omaha were 2.0 innings or longer, including 4.0 scoreless frames on 7/22 vs. Iowa.

2021: Began the season with NW Arkansas (AA), promoted to Omaha on 6/15, where he pitched for the remainder of the season ... between the two levels, led all Royals Minor League pitchers with 24 starts and 112.2 IP, also led the Chasers in starts (17), 2nd on the team in IP (84.1) and 4th in K (84) ... ranked 4th in the system with 117 K.

45FB (84-89), SL, CH

CONSECUTIVE BATTERS RETIRED: 6 (4/11)

SCORELESS STREAK: 2.1 IP (4/11)

2023: As a non-roster invitee, appeared in 6 Cactus League games for the Royals (2 starts) and went 0-1 with a 5.02 ERA (8 ER in 14.1 IP).

2022: Spent much of the season with the Los Angeles Angels, as he made 24 MLB appearances (3 starts) and went 1-1 with a 5.68 ERA ... Designated for Assignment on 5/26 and outrighted off the 40-man roster on 6/2 ... made eight starts for Salt Lake (AAA) before he returned to the Angels on 8/6, where he finished the season.

2021: For the second straight season, spent the entire year in the Major Leagues and pitched in a career-high 72 games for the Angels, tied for the 4th-most in the American League and 8th in MLB ... 88 of his career-high 90 strikeouts came in relief, and 7th among American League relievers.

45FB (89-94), SL, CH, SNK, CB

CONSECUTIVE BATTERS RETIRED: 0

SCORELESS STREAK: 0.0 IP

2023: As a non-roster invitee, appeared in 2 Cactus League games for the Royals and struck out 4 with a 16.20 ERA (3 ER in 1.2 IP).

2022: Spent the entire season with Omaha and was named Kansas City's Triple-A Pitcher of the Year with the Storm Chasers, going 5-4 with a team-high-tying 8 saves, a 3.61 ERA (25 ER in 62.1 IP) with 69 strikeouts to which he walked (4.06 K/BB) in a team-best 54 relief appearances ... threw the longest scoreless streak in MLB, a stretch of 26.1 innings and 22 appearances from 5/19 to 7/26 in which he did not allow a run, holding opponents to a .183 average (17- for 93) with 34 strikeouts.

2021: Began the season with NW Arkansas (AA) and split the season between the Nationals and Omaha ... with 47 combined games pitched (1 start), the third-most appearances among Royals Minor League pitchers.

SNK (89-93), SL, CH, CUT

CONSECUTIVE BATTERS RETIRED: 4 (4/11)

SCORELESS STREAK: 1.1 IP (4/11)

2023: Appeared in 2 Cactus League games for the Royals and produced a 3.00 ERA (1 ER in 3.0 IP) and 1 K.

2022: Began the season with NW Arkansas (AA), made 10 starts before being assigned to Omaha on 6/3, where he finished the season, pitched in 17 games (15 starts) for Omaha) and went 3-8 with a 5.62 ERA (46 ER in 73.2 IP) ... with the Nationals, was named the Texas League Pitcher of the Week back-to-back, on 5/9 and 5/16, did not allow an earned run in 28.1 innings between 5/1 and 5/26 ... was the Texas League's May Pitcher of the Month right before getting called up to Triple-A.

2021: Split the season between Quad Cities (A+) and NW Arkansas (AA), with a break in between to pitch for Team USA at the 2021 WBSC Olympic Baseball Qualifiers ... named an MLB.com Organization All-Star ... among qualified MLB pitchers (96.0 IP), ranked 14th in WHIP, 14th in opponents' average (.198) and 16th in ERA (2.83).

SNK (86-92), CH, CB

CONSECUTIVE BATTERS RETIRED: 2 (4/8)

SCORELESS STREAK: 1.1 IP (4/8)

2023: Appeared in 6 Cactus League games for the Royals in his first MLB Spring Training and went 1-0 with a 4.50 ERA (3 ER in 6.0 IP) and 3 K.

2022: Split his first full season in the Twins organization between Wichita (AA) and St. Paul (AAA), earned Minnesota MLB.com Organization All-Star honors as a relief pitcher ... posted a 1.57 ERA (11 ER in 63.0 IP) with 76 strikeouts against 29 walks (10.86 K/9 and 2.62 K/BB) across 50 games between the two levels, the best ERA in 2022 among all MLB relievers that made 50+ appearances and threw a minimum of 60.0 IP.

2021: Began the season in the Cardinals organization, acquired by Minnesota via trade on July 30 ... split the year between Peoria (A+), Springfield (AA) and Wichita (AA), combining to pitch in 39 games with a 3-1 record and 3.91 ERA (23 ER in 53.0 IP), striking out 69 with 35 walks ... originally drafted by St. Louis in the 16th Round in 2018.

SNK (89-93), SL

CONSECUTIVE BATTERS RETIRED: 4 (4/8 to 4/11)

SCORELESS STREAK: 3.2 IP (4/5 to 4/11)

2023: Appeared in 7 Cactus League games for the Royals and went 1-0 with a 3.52 ERA (3 ER in 7.2 IP) and 10 K to just 1 BB.

2022: Made his Opening Day roster and his MLB debut with Kansas City ... in his first season in the big leagues, started and ended the season with Kansas City ... pitched in 42 games across five stints with the Royals, going 4-2 with a 6.35 ERA (25 ER in 34.1 IP) ... began his career with 5 scoreless innings over 6 games, and pitched in 27 of KC's first 56 games during his first stint from Opening Day through 6/9 ... also appeared in 20 games with Omaha (AAA) with a 5.40 ERA (13 ER in 21.2 IP) and 12 scoreless outings.

2021: Split the season between NW Arkansas (AA) and Omaha, making a career-high 48 appearances with a career-high 64 strikeouts and 26 walks ... joined the Storm Chasers a week into the season, returned to NWA on June 6, transferred back to Triple-A on August 24 ... posted a 3.15 ERA in 25 Double-A outings before returning to Omaha.

SNK (94-96), SL

CONSECUTIVE BATTERS RETIRED: 1 (4/11)

SCORELESS STREAK: 3.0 IP (3/31 to 4/11)

2023: Appeared in 8 Cactus League games for the Royals and pitched to a 1.13 ERA (1 ER in 8.0 IP), 5 BB and 10 K ... 3 scoreless outings with Omaha and 1 BB to 6 K over 3.0 IP ... fastball has topped out at 99.1 MPH this season, has thrown 17 of the 20 hardest Omaha pitches this season.

2022: Made the Opening Day roster for the third straight year, but had two stints on the Injured List (neck strain: 6/26-7/15, right biceps tendinitis: 8/24- end of season) ... had a 3.67 ERA (11 ER in 27.0 IP) in 30 appearances before the All-Star break, but a 13.50 ERA (16 ER in 10.2 IP) in 12 outings after the break.

2019-2022: Made 148 appearances out of the bullpen for Kansas City with a 9-7 record, 8 saves and a 3.82 ERA (63 ER in 148.1 IP) and 167 strikeouts ... his 10.13 career K/9 ranks 3rd in Royals history (min. 125.0 IP) ... has thrown a pitch at 101.0 mph or greater 22 times since 2020, the 6th-most in the American League.

SNK (94-99), CB, 45FB

CONSECUTIVE BATTERS RETIRED: 4 (4/9 to 4/12)

SCORELESS STREAK: 4.0 IP (3/31 to 4/11)

2023: Appeared in 8 Cactus League games for the Royals and pitched to a 3.52 ERA (3 ER in 7.2 IP) and 8 K to just 2 BB.

2022: Missed the entire Major League season with persistent back issue, including a low back strain ... he did not pitch in Spring Training, was placed on the 15-Day Injured List on April 4, then transferred to the 60-Day IL on May 12 ... went on two rehab assignments, the first with the Worcester Red Sox (AAA) from 4/7-27 and the second from 6/21-7/12 with the Portland Sea Dogs (AA) and the Triple-A Wood Sox.

2021: Made his first MLB Opening Day roster and pitched the entire season with Boston, with career highs in appearances (61) and IP (47.2), but missed 16 games due to three stints on the Injured List ... threw a 21.1-inning scoreless streak from 4/30 to 7/5, tied for the 2nd-longest scoreless streak by any Major League pitcher in 2021.

SNK (89-93), SL, 45FB, CB

CONSECUTIVE BATTERS RETIRED: 4 (4/8 to 4/12)

SCORELESS STREAK: 1.1 IP (4/8 to 4/12)

2023: As a non-roster invitee, appeared in 8 Cactus League games for the Royals and went 2-0 with a 1.93 ERA (2 ER in 9.1 IP) and 15 K to 5 BB.

2022: Began the season on Arizona's 40-man roster and opened the year with Amarillo (AA) and made 10 appearances before being promoted to Reno (AAA) ... DFA'd on June 26, and claimed by Kansas City on July 1, but optioned off the 40-man roster at completion of the deal ... in 47 appearances (1 start) across the three affiliates, went 3-2 with a 6.93 ERA (48 ER in 62.1 IP) ... made his Omaha debut 7/3 @ St. Paul and made 30 relief appearances with the Chasers, with 34 strikeouts in 35.2 innings (8.6 K/9).

2021: Split the season between Amarillo (AA) and Reno (AAA) ... appearing in 34 games (8 starts), combined to go 6-3 with one save, and a 4.60 ERA (40 ER in 78.1 IP), along with 88 strikeouts ... back-to-back Double-A Central Pitcher of the Week to open the season, with a career-best 17.2-inning scoreless streak from May 6 to 23.

CH, CB, 45FB (89-92), SL

CONSECUTIVE BATTERS RETIRED: 2 (4/13)

SCORELESS STREAK: 0.1 IP (4/13)

2023: As a non-roster invitee, appeared in 7 Cactus League games for the Royals and produced a 2.25 ERA (2 ER in 8.0 IP) and 9 K.

2022: Pitched in 29 games for the St. Louis Cardinals and allowed just 1 run over his first 9 appearances (6.1 IP), but recorded a 7.50 ERA (10 ER in 12.0 IP) in May and a 6.75 ERA (8 ER in 10.2 IP) in June, before being DFA'd on July 2 and released on July 9 ... did not pitch professional baseball for the rest of the season.

2016-22: Over parts of seven seasons in the Major Leagues with Miami, Cleveland and St. Louis, pitched in 287 games (1 start) with a 3.96 ERA (123 ER in 300.1 IP) and 282 strikeouts ... has allowed only 27 of 130 inherited runners to score in his MLB career, and that rate of 20.8% ranks 5th in the majors since 2016 (min. 275 appearances).

45FB (88-92), SL, CH, CUT

CONSECUTIVE BATTERS RETIRED: 7 (4/9 to 4/12)

SCORELESS STREAK: 3.0 IP (4/7 to 4/12)

IP 7.0 (3x) Last: 5/20/22 vs. Syracuse

K 9 5/30/18 vs. Lake County

BB 4 (6x) Last: 9/25/22 vs. SEATTLE

H 10 (2x) Last: 8/7/21 vs. Hartford

ER 8 (2x) Last: 6/10/18 @ Fort Wayne

NP 97 7/30/18 @ Dayton

IP 8.0 6/14/19 @ Columbia

K 10 7/23/19 vs. Potomac

BB 5 (2x) Last: 5/7/22 vs. Columbus

H 10 6/29/22 @ St. Paul

ER 5 (6x) Last: 8/2/22 vs. St. Paul

NP 119 6/14/19 @ Columbia

IP 5.0 (3x) Last: 9/2/18 vs. Potomac

K 8 4/26/19 vs. Greenville

BB 4 7/9/22 vs. Toledo

H 9 8/19/18 vs. Danville

ER 5 7/23/22 vs. Iowa

NP 72 (2x) Last: 9/2/18 vs. Potomac

IP 7.0 (3x) Last: 9/3/22 @ DETROIT

K 12 6/25/19 vs. Columbia

BB 6 (2x) Last: 5/25/22 @ ARIZONA

H 9 (2x) Last: 10/5/22 @ CLEVELAND

ER 10 7/29/18 @ Ogden

NP 103 9/3/22 @ DETROIT

IP 8.0 (2x) Last: 8/24/19 @ Frisco

K 10 (2x) Last: 5/7/21 @ St. Paul

BB 5 (3x) Last: 5/14/22 vs. Indianapolis

H 11 (2x) Last: 6/14/22 @ Iowa

ER 9 6/14/22 @ Iowa

NP 107 6/8/19 vs. Fayetteville

IP 3.1 8/1/18 vs. Aberdeen

K 6 8/8/18 vs. Lowell

OMAHA RELIEVERS			ENTRANCE SITUATION			INNING ENTERING THE GAME											INHERITED RUNNERS			1-2-3 INNINGS		
PITCHER	LAST OMA APPEARANCE (IP)		LEAD	TRAIL	TIED	1	2	3	4	5	6	7	8	9	10+		BR INHER.	BR SCORE	% SCORE	TOTAL	POSSIBLE	% 1-2-3
30 Cox, Austin	THU 4/6 vs. Toledo (2.1 IP)		-	-	1	-	-	1	-	-	-	-	-	-	-		3	3	100.0%	0	2	0.0%
24 Dye, Josh	THU 4/13 @ Iowa (1.2 IP)		-	1	-	-	-	1	-	-	-	-	-	-	-		-	-	-	1	1	100.0%
37 Kowar, Jackson	WED 4/12 @ Iowa (2.0 IP)		1	1	-	-	-	-	-	2	-	-	-	-	-		-	-	-	0	5	0.0%
58 Kiske, Brooks	THU 4/13 @ Iowa (2.0 IP)		1	4	-	-	-	-	-	2	1	-	2	-	-		-	-	-	1	6	16.7%
46 Martinez, Marcelo	TUE 4/11 @ Iowa (3.0 IP)		1	2	-	-	-	1	1	-	-	1	-	-	-		3	2	66.7%	2	6	33.3%
41 Núñez, Andrés	TUE 4/11 @ Iowa (1.1 IP)		1	3	-	-	-	-	1	3	-	-	-	-	-		-	-	-	3	4	75.0%
53 Parrish, Drew	SAT 4/1 @ Indianapolis (3.0 IP)		1	-	-	-	-	-	1	-	-	-	-	-	-		-	-	-	2	3	66.7%
47 Sisk, Evan	TUE 4/11 @ Iowa (0.2 IP)		2	3	-	-	-	-	-	-	-	2	2	1	-		-	-	-	1	5	20.0%
43 Snider, Collin	TUE 4/11 @ Iowa (1.0 IP)		1	2	-	-	-	-	-	-	-	-	3	-	-		1	1	100.0%	1	2	50.0%
35 Staumont, Josh	WED 4/12 @ Iowa (1.0 IP)		2	2	-	-	-	-	-	-	-	-	-	4	-		-	-	-	1	4	25.0%
48 Taylor, Josh	WED 4/12 @ Iowa (1.0 IP)		3	2	-	-	-	-	-	1	2	1	1	-	-		2	2	100.0%	1	5	20.0%
44 Weiss, Ryan	THU 4/13 @ Iowa (2.0 IP)		3	2	-	-	-	-	-	-	2	1	2	-	-		-	-	-	0	4	0.0%
62 Wittgren, Nick	WED 4/12 @ Iowa (1.0 IP)		4	1	-	-	-	-	1	1	1	2	-	-	-		2	0	0.0%	3	6	50.0%
			-	-	-	-	-	-	-	-	-	-	-	-	-		-	-	-	-	-	-
			20	23	1	0	0	3	2	6	6	8	11	8	0		11	8	72.7%	16	53	30.2%

OMAHA STARTING PITCHER SPLITS						1st PITCH STRIKES			1-2-3 INNINGS		
PITCHER	GS	W-L	TEAM W-L	R SUPPORT	SUPPORT/START	FPS	TBF	% FPS	TOTAL	POSSIBLE	% 1-2-3
21 Mayers, Mike	3	0-1	1-2	1	0.33	29	57	50.9%	3	11	27.3%
60 Heasley, Jonathan	3	1-1	2-1	10	3.33	41	64	64.1%	2	12	16.7%
50 Castillo, Max	2	0-2	0-2	2	1.00	31	44	70.5%	1	8	12.5%
31 Cox, Austin	2	0-0	2-0	7	3.50	18	27	66.7%	3	7	42.9%
37 Kowar, Jackson	1	0-1	0-1	1	1.00	9	14	64.3%	0	2	0.0%
53 Parrish, Drew	1	0-0	1-0	6	6.00	11	14	78.6%	1	3	33.3%
	12			27	2.25	139	220	63.2%	10	43	23.3%

OMAHA STARTERS VS. RELIEVERS		
STARTERS	RELIEVERS	
1-5	W-L	5-1
8.66	ERA	4.99
44.2	INNINGS	61.1
60 (12)	HITS (HR)	66 (7)
45 (43)	R (ER)	38 (34)
25	BB	27
45	K	64
1.90	WHIP	1.52
.314	AVG	.274

OMAHA STARTING PITCHER/CATCHER MATCHUPS																																				
PITCHER	FREDDY FERMIN							LOGAN PORTER							JAKSON REETZ							TOTALS														
	GS	W-L	ERA	IP	ER	BB	SO	GS	W-L	ERA	IP	ER	BB	SO	GS	W-L	ERA	IP	ER	BB	SO	GS	W-L	ERA	IP	ER	BB	SO								
21	Mayers, Mike	2	0-1	19.50	6.0	13	4	7	-							1	0-0	1.80	5.0	7	1	6	-							3	0-1	11.45	11.0	14	5	13
60	Heasley, Jonathan	3	1-1	11.68	12.1	16	8	11	-							-							-							3	1-1	11.68	12.1	16	8	11
50	Castillo, Max	1	0-1	8.31	4.1	4	2	2	1	0-1	6.23	4.1	4	1	1	-							-							2	0-2	7.27	8.2	7	3	3
31	Cox, Austin	-							2	0-0	2.57	7.0	2	3	10	-							-							2	0-0	2.57	7.0	2	3	10
37	Kowar, Jackson	1	0-1	13.50	2.2	4	4	3	-							-							-							1	0-1	13.50	2.2	4	4	3
53	Parrish, Drew	1	0-0	0.00	3.0	0	2	5	-							-							-							1	0-0	0.00	3.0	0	2	5
	Relievers	-	3-0	4.66	38.2	20	18	39	-	2-0	4.60	15.2	9	4	17	-	0-1	7.71	7.0	10	5	8	-	-	-	-	5-1	4.99	61.1	34	27	64				
TOTALS		8	4-4	7.66	67.0	57	38	67	3	2-1	4.33	27.0	13	8	28	1	0-1	5.25	12.0	7	6	14	-							12	6-6	6.54	106.0	77	52	109
		CS/ATT	1/5		PCT	20.0%		CS/ATT	1/2		PCT	50.0%		CS/ATT	/		PCT	0.0%		CS/ATT	/		PCT	0.0%		CS/ATT	2/7		PCT	33.3%						

OMAHA CATCHER PITCHING STATS																									
CATCHERS		W	L	ERA	GS	SV	IP	H	R	ER	HR	HB	BB	IBB	SO	WHIP	AVG	WP	GDP	TBF	SB	CS	ATT	%CS	PB
4	Freddy Fermin	4	4	7.66	8	1	67.0	83	58	57	13	5	38	0	67	1.81	.300	1	7	321	4	1	5	20.00%	2
14	Logan Porter	2	1	4.33	3	0	27.0	26	15	13	5	4	8	0	28	1.26	.255	0	7	114	1	1	2	50.0%	0
25	Jakson Reetz	0	1	5.25	1	0	12.0	17	10	7	1	2	6	0	14	1.92	.321	1	2	61	0	0	0	--	0

AUTOMATIC BALLS CALLED ON OMAHA PITCHERS (2)

DATE	PITCHER (# IN '23)	INNING	UMPIRE	COUNT AT CALL	BATTER RESULT (COUNT)
1. April 4 vs. Toledo	Marcelo Martinez (1)	▲ 7	Dane Poncsak	0-0	Strikeout Swinging (1-2)
2. April 9 vs. Toledo	Max Castillo (1)	▲ 3	Cody Oakes	0-0	Strikeout Swinging (3-2)
3.					
4.					
5.					
6.					
7.					
8.					
9.					
10.					

FASTEST STORM CHASERS PITCHES

	MPH	PITCHER	DATE	INNING	PITCHER	PITCH TYPE	RPM	COUNT	RESULT
1.	99.1	Josh Staumont	4/9 vs. Toledo	▲ 9	Jermaine Palacios	Sinker	2,300	2-2	Strikeout
2.	98.9	Josh Staumont	4/6 vs. Toledo	▲ 9	Jermaine Palacios	Sinker	2,402	3-2	Foul Ball
3.	98.8	Josh Staumont	4/9 vs. Toledo	▲ 9	Michael Papierski	4-seam FB	2,253	0-2	Called Ball
4.	98.1	Josh Staumont	4/9 vs. Toledo	▲ 9	Parker Meadows	Sinker	2,241	0-0	Called Ball
	98.1	Josh Staumont	4/9 vs. Toledo	▲ 9	Michael Papierski	Sinker	2,327	0-0	Swinging Strike
6.	98.0	Josh Staumont	4/6 vs. Toledo	▲ 9	Jonathan Davis	Sinker	2,349	3-2	Fielders Choice
7.	97.9	Jackson Kowar	4/12 @ Iowa	▼ 6	Sergio Alcántara	4-seam FB	2,178	0-2	Single
8.	97.8	Josh Staumont	4/6 vs. Toledo	▲ 9	Parker Meadows	Sinker	2,275	3-2	Foul Ball
	97.8	Jackson Kowar	4/12 @ Iowa	▼ 6	Levi Jordan	4-seam FB	2,144	1-1	Foul Ball
10.	97.7	Josh Staumont	4/9 vs. Toledo	▲ 9	Parker Meadows	Sinker	2,354	3-2	Foul Ball

PLAYER

19 CJ
ALEXANDER

INFIELDER • L/L • 6'3" • 215 • 7/16/1996 (26)
Signed 6/23/2020 as an Undrafted Free Agent (Georgia)
Born: Merrillville, Indiana • Resides: Surprise, Arizona

16 DAIRON
BLANCO

OUTFIELDER • R/R • 6'0" • 200 • 4/26/1993 (29)
Traded from Oakland – 7/27/2019
Born: Florida, Cuba • Resides: Miami, Florida

3 TUCKER
BRADLEY

OUTFIELDER • L/L • 6'0" • 195 • 5/6/1998 (24)
Signed 6/23/2020 as an Undrafted Free Agent (Georgia)
Born/Resides: Chickamauga, Georgia

17 ANGELO
CASTELLANO

INFIELDER • R/R • 6'0" • 165 • 1/13/1995 (28)
Signed 7/16/2011 as an International Free Agent
Born/Resides: San Diego, Venezuela

4 FREDDY
FERMIN

CATCHER • R/R • 5'10" • 200 • 5/15/1995 (27)
Signed 7/25/2015 as an International Free Agent
Born/Resides: Puerto Ordaz, Venezuela

11 MAIKEL
GARCIA

INFIELDER • R/R • 6'0" • 185 • 3/3/2000 (23)
Signed 7/27/2016 as an International Free Agent
Born/Resides: La Sabana, Venezuela

28 TYLER
GENTRY

OUTFIELDER • R/R • 6'2" • 215 • 2/1/1999 (24)
2020 MLB Draft – Round 3 (Alabama)
Born: Memphis, Tenn. • Resides: Arlington, Tenn.

13 NICK
LOFTIN

INFIELD/OUTFIELD • R/R • 6'1" • 200 • 10/6/1995 (26)
2020 MLB Draft – Round 1/32nd Overall (Baylor)
Born: Corpus Christi, Texas • Resides: Surprise, Ariz.

14 LOGAN
PORTER

CATCHER/INFIELD • R/R • 6'0" • 200 • 7/12/1995 (27)
Signed 6/21/2018 as an Undrafted Free Agent (Dixie State)
Born: Phoenix, Texas • Resides: Surprise, Ariz.

32 NICK
PRATTO

INFIELD/OUTFIELD • L/L • 6'1" • 230 • 10/6/1998 (24)
2017 MLB Draft – Round 1/14th Overall (HS)
Born/Resides: Huntington Beach, Calif.

25 JAKSON
REETZ

CATCHER • R/R • 6'0" • 215 • 1/3/1996 (27)
Signed 12/12/2022 as a Minor League Free Agent
Born: Hickman, Neb. • Resides: Elkhorn, Neb.

0 SAMAD
TAYLOR

INFIELD/OUTFIELD • R/R • 5'10" • 160 • 7/11/1998 (24)
Traded from Toronto – 8/2/2022
Born: Corona, Calif. • Resides: Sioux Falls, S.D.

QUICK NOTES

- 2023: Appeared in 17 Cactus League games for the Royals and slashed .391/.462/.783 (9-for-23) with 4 XBH (2 HR) and 6 RBI ... has made first three starts of his career in RF this season, 3 of his 4 career starts in the OF.
- 2022: Began year with Mississippi Braves (AA) in the Southern League, traded with 2 players to KC from Atlanta on 7/11, assigned to NW Arkansas ... in 114 total games, tied 6th in Double-A in RBI (87), tied 10th in HR (25) ... set career highs in games played, 2B (18), HR (8), and SB (19) ... Double-A leader in AVG in RBI (29), tied 1st in league in HR (8).
- 2018-21: Played 182 games in the Braves' system, between K, A, A+ and AA ... slashed .229/.310/.374 (144-for-628) with 14 HR and 66 RBI ... began and ended 2019 in Double-A with Mississippi, spent July in High-A with the Florida Fire Frogs ... played 87 games in Double-A with league-champion Mississippi in 2021.
- MISC: Brother Blaze is prospect in the Diamondbacks system, a 2022 Texas League Postseason All-Star with Amarillo, added to the D-backs' 40-man roster in November 2022.

HIT STREAK:

- 2023: As a non-roster invitee, appeared in 16 Cactus League games for the Royals and slashed .310/.412/.724 (9-for-29) with 6 XBH (3 2B, 3 HR) and 5 RBI ... went 7-for-14 @ Indy last weekend with 6 1B and 1 HR ... went 2-for-21 vs. TOL last week, including 0-for-17 stretch ... leads league with 6 steals.
- 2022: Played in 107 games for Omaha (AAA) but also appeared in five games with Kansas City from May 19 to June 3 ... slashed .301/.367/.486 (110-for-366) for Omaha and led the team in batting average while stealing a career-high 45 bases in Triple-A, a Storm Chasers single-season record ... made his MLB debut May 20 vs. Minnesota, went 2-for-7 over five games ... in September, slashed .436/.480/.649 (41-for-94) with 12 XBH (7 2B, 2 3B, 3 HR), 23 RBI and 11 SB, led the league in AVG, OBP and hits in the last month.
- 2021: Split the season between NW Arkansas (AA) and Omaha (AAA), slashing a combined .277/.350/.441 (117-for-422) across 117 games with a career-best 41 stolen bases, while hitting 14 home runs and driving in 53 runs ... his 41 steals ranked 12th in MLB and second in the Royals organization, behind Tyler Tolbert (55).

HIT STREAK: 3 Games (4/9 to 4/12), .273 (3-for-11), 3 2B

ON-BASE BASE STREAK:

- 2023: As a non-roster invitee, appeared in 16 Cactus League games for the Royals and slashed .310/.412/.724 (9-for-29) with 6 XBH (3 2B, 3 HR) and 5 RBI ... went 7-for-14 @ Indy last weekend with 6 1B and 1 HR ... went 2-for-21 vs. TOL last week, including 0-for-17 stretch ... leads league with 6 steals.
- 2022: Played in 107 games for Omaha (AAA) but also appeared in five games with Kansas City from May 19 to June 3 ... slashed .301/.367/.486 (110-for-366) for Omaha and led the team in batting average while stealing a career-high 45 bases in Triple-A, a Storm Chasers single-season record ... made his MLB debut May 20 vs. Minnesota, went 2-for-7 over five games ... in September, slashed .436/.480/.649 (41-for-94) with 12 XBH (7 2B, 2 3B, 3 HR), 23 RBI and 11 SB, led the league in AVG, OBP and hits in the last month.
- 2021: Split the season between NW Arkansas (AA) and Omaha (AAA), slashing a combined .277/.350/.441 (117-for-422) across 117 games with a career-best 41 stolen bases, while hitting 14 home runs and driving in 53 runs ... his 41 steals ranked 12th in MLB and second in the Royals organization, behind Tyler Tolbert (55).

ON-BASE BASE STREAK: 3 Games (4/9 to 4/12), .273 (3-for-11), 1 HBP

Ranked by MLB Pipeline as the No. 25 Royals prospect ... Ranked by Baseball America as the No. 30 Royals prospect

- 2023: Appeared in 18 Cactus League games for the Royals and slashed .273/.346/.545 (6-for-22) with 2 HR and 6 RBI ... hit first Triple-A HR in 6th inning on 4/12 @ IOW, 2-run HR.
- 2022: Spent the entire season with NW Arkansas (AA) and reached base in 90 of 109 games (82.57%), reached base multiple times in team-best 56 games ... 1st on team with 33 multi-hit games ... 2 of 12 home runs this season were grand slams, on 4/23 @ Frisco and 5/12 vs. Wichita, both in 5th inning, first two of his pro career ... reached base at least twice in seven straight games from 7/26 to 8/2 ... homered in three straight games, 8/30 to 9/2 ... season-high 12-game on-base streak from 6/24 to 7/9.
- 2021: Began his professional career splitting the year between Columbia (A) and Quad Cities (A+), .380 OBP ranked fourth among qualified Royals Minor Leaguers.

HIT STREAK:

ON-BASE BASE STREAK:

- 2023: Appeared in 12 Cactus League games for the Royals and went 1-for-12 (.083) with 1 RBI and 1 BB ... hits in 4 of 6 games, has reached in every game.
- 2022: In his 11th year as a member of the Royals' organization, began the year with Omaha, but assigned to NW Arkansas (AA) on 8/9 and finished the season with the Royals ... over 59 games with the Storm Chasers, slashed .218/.318/.316 (38-for-174) while playing six different positions (1B, 2B, 3B, SS, LF & RF) ... made at least 10 starts at each SS (150.2 innings), 3B (121.0 innings) and 1B (115.0 innings) ... snapped 0-for-27 stretch with Nationals on 8/21 vs. San Antonio ... 15-for-67 over last 20 games after hitless streak ended ... played 800th MLB game (all in Royals system) on 9/15 vs. Frisco, entered as defensive replacement.
- 2011-2023: Has played 803 games in the Royals' minor league system, slashing .232/.311/.312 (606-for-2610), with 29 HR and 271 RBI ... 2013 Dominican Royals Player of the Year ... 143 games with Omaha between 2021 and 2023, hitting .226 over 80 games in 2021 after an early-season promotion from Double-A.

HIT STREAK:

ON-BASE BASE STREAK: 6 Games (4/1 to 4/13), .294 (5-for-17), 6 BB

- 2023: Appeared in 12 Cactus League games for the Royals and slashed .292/.370/.542 (7-for-24) with 1 HR, 4 RBI and 2 BB ... opened the season 0-for-19 to begin the regular season, has gone 9-for-12 since, including a stretch of hits in 8 straight plate appearances.
- 2022: Played in 87 games Omaha and slashed .270/.365/.480 (80-for-296) but also appeared in three games with Kansas City between July 14 and 17 for the team's series in Toronto ... reached base in a career-best 33 straight games between 8/3 and 9/15, 2nd longest on-base streak of the season for Omaha ... added to Kansas City's 40-man roster on November 5, 2022 ... named Rookie of the Year and MVP of Venezuelan Winter League, slashed .404/.482/.566 (67-for-166) with Caracas.
- 2021: Began the season with Omaha before joining NW Arkansas (AA) on May 25, where he remained for the rest of the season ... in July, slashed .408/.481/.761 with 6 HR and 24 RBI, his 1.241 OPS in July led the league, ahead of Player of the Month and teammate MJ Melendez' 1.152.

HIT STREAK: 4 Games (4/7 to 4/13), .643 (9-for-14), 1 2B, 3 HR

ON-BASE BASE STREAK: 4 Games (4/7 to 4/13), .643 (9-for-14)

Ranked by MLB Pipeline as the No. 3 Royals prospect ... Ranked by Baseball America as the No. 6 Royals prospect

- 2023: Appeared in 14 Cactus League games for the Royals and slashed .324/.343/.471 (11-for-34) with 3 XBH (1 HR) and 6 RBI, with 8 starts at SS and 2 in CF ... opened the season 6-for-14 @ Indy with 8 RBI in 3 games ... has driven in at least one run in 7 of 12 games ... snapped 0-for-14 yesterday with 2 hits.
- 2022: Began season in NW Arkansas (AA), made MLB debut on 7/15 @ Toronto, ended season in Omaha (AAA) ... produced a Nationals-best 14-game hitting streak from 4/27 to 5/12: hit .397, .970 OPS ... ranked 8th in Texas League with 27 steals, 39 total in 2022 when including Omaha (AAA) ... recalled by KC 7/14 for series @ Toronto, went 0-for-1 and appeared in game on 7/15, then optioned to NW Arkansas on 7/18, recalled to KC on 7/28, optioned to Omaha 8/4, recalled on 8/15, optioned 8/18 ... played in 40 Triple-A games.
- 2021: Split season between 47 (A), and Quad Cities (A+), slashed .291/.380/.405 (120-for-480) between the two levels ... added to KC 40-man roster on 11/19/21.

HIT STREAK:

ON-BASE BASE STREAK:

- 2023: As a non-roster invitee, appeared in 17 Cactus League games for the Royals and slashed .188/.333/.344 (6-for-32) with 3 XBH (1 HR) and 2 RBI ... has hits in 8 of 9 games so far this season ... hit first Triple-A HR in 6th inning on 4/5 vs. TOL, 3-run HR.
- 2022: Began season in Quad Cities (A+), assigned to NW Arkansas 6/14, named Nationals Player of the Year ... ranked 8th in MLB in batting average (.326) ... Royals org leader in AVG (.326), SLG (.542) and OPS (.964), 2nd in OBP (.422) ... drove in at least one run in 36 of 73 games since joining the Nationals, reached base in 64 of 73 games (87.6%) ... Texas League POTW weeks of 6/27 - 7/3, hit .435 (10-for-23) with 6 XBH (2 2B, 4 HR), 11 RBI, 1.543 OPS ... reached in 28 straight games, 7/30 to 9/3, with .485 OBP.
- 2021: Spent his first pro season in Quad Cities (A+), played everyday for the first two months of the season ... placed on the 7-day injured list on 7/14 and then the 60-day IL 8/2.

HIT STREAK: 2 Games (4/12 to 4/13), .500 (2-for-4), 1 2B

ON-BASE BASE STREAK: 2 Games (4/12 to 4/13), .500 (2-for-4), 2 BB, 1 HBP

Ranked by MLB Pipeline as the No. 4 Royals prospect ... Ranked by Baseball America as the No. 10 Royals prospect

- 2023: As a non-roster invitee, appeared in 19 Cactus League games for the Royals and slashed .156/.206/.438 (5-for-32) with 5 XBH (3 2B, 2 HR) and 6 RBI.
- 2022: Began the season in NW Arkansas (AA) and reached in 76 of 88 games, had hits in 65 of 88 games ... tied club record with 3 doubles on 5/4 @ Springfield and had the first four-hit game of the season 7/15 @ Corpus Christi, went 4-for-5 with two doubles and career-best 11th HR of the year ... played at least 3 games at 5 positions with the Royals (2B, 3B, SS, LF, CF) ... called up to Omaha on 8/9 and played 38 games for the Storm Chasers, slashed .216/.280/.359 (33-for-153) with 5 HR and 19 RBI.
- 2021: Spent his first pro season with Quad Cities (A+) and slashed .289/.374/.464 (103-for-356) across 90 games, named an MLB.com Organization All-Star at third base ... won the High-A East Central batting title with a .289 average ... hit for the cycle on 8/1, going 5-for-6 at the plate with a walk-off homer in the ninth to complete the cycle.

HIT STREAK: 5 Games (4/5 to 4/13), .350 (7-for-20), 2 2B, 3 HR

ON-BASE BASE STREAK: 5 Games (4/5 to 4/13), .350 (7-for-20), 1 BB

- 2023: As a non-roster invitee, appeared in 14 Cactus League games for the Royals and slashed .348/.444/.435 (8-for-23) with 2 2B, 4 RBI and 3 BB ... third two-homer game of career on 4/5 vs. Toledo, solo shots in 6th and 8th innings ... 4 HR in 7 games played this season, hits in all 7 games played.
- 2022: Began the season in NW Arkansas (AA) and reached in 66 of 77 games, reached multiple times in 49 games ... assigned to Omaha (AAA) on 8/9 and finished season with Storm Chasers, appeared in 35 games (33 at 1B) and hit .301 (34-for-113) with 3 HR and 17 RBI ... combining numbers between Nationals and Chasers, ranked 3RD IN MLB IN ON-BASE PERCENTAGE (.442) ... combining his AA & AAA numbers, was the Royals system leader in OBP (.442), 2nd in OPS (.918), 3rd in batting average (.301).
- 2021: Spent the season with Quad Cities (A+) and slashed .241/.368/.451 (62-for-257) in 77 games ... named a High-A Central post-season All-Star at catcher.
- MISC: Grew up down the street from Surprise Stadium, was a dabbler for the AZL Royals the summer of 2011 while in high school, also caught bullpens for the team.

HIT STREAK: 7 Games (4/1 to 4/12), .370 (10-for-27), 2 2B, 4 HR

ON-BASE BASE STREAK: 7 Games (4/1 to 4/12), .370 (10-for-27), 1 BB

- 2023: Appeared in 14 Cactus League games for the Royals and slashed .324/.385/.471 (11-for-34) with 3 2B, 4 RBI and 4 BB ... called up to KC 4/5, optioned to OMA 4/6, went 1-for-7 in two games vs. TOR, playing LF and RF.
- 2022: Spent most of the season with Omaha, playing 82 Triple-A games, also appeared in 49 games with Kansas City across two stints ... in 49 games in the majors with the Royals, slashed .184/.271/.386 (29-for-158) with seven home runs, 20 runs batted in and 19 walks, with 39 starts 1 B, 6 in LF, 1 in RF ... hit walk-off HR for KC on August 6 vs. BOS.
- 2021: Split the season between NW Arkansas (AA) and Omaha, playing 124 games between the Royals and Chasers, promoted to Triple-A on July 18 ... played in the 2021 SiriusXM All-Star Futures game, named a Baseball America Minor League All-Star following the season, also earned a Minor League Rawlings Gold Glove Award at 1B.
- MISC: Recorded a bases-loaded, walk-off single to defeat Japan and win the 2011 Little League World Series for Huntington Beach (West/Columbia).

HIT STREAK:

ON-BASE BASE STREAK:

- 2023: As a non-roster invitee, appeared in 12 Cactus League games for the Royals and slashed .227/.320/.455 (5-for-22) with 2 2B, 1 HR and 6 RBI ... hit his first professional grand slam in 5th inning on 4/1 @ IND.
- 2022: Signed with Milwaukee in December 2021 and after beginning the year with Biloxi (AA), earned a mid-July promotion to Nashville AAA and ended the year with Omaha (AAA) ... across the three teams, slashed .264/.359/.575 (97-for-364) over 104 games, with 30 HR and 82 RBI ... 25 HR in the Brewers system led all hitters in the organization ... despite playing just 62 games with the Shuckers, named the Double-A Southern League's Most Valuable Player and the league's Postseason All-Star at catcher.
- 2014-2021 Over 7 Minor League seasons, played 472 games in the Washington Nationals organization and made his MLB debut with the Nationals in July 2021 ... in 2019, was named a Carolina League midseason All-Star and MLB Organizational All-Star for the Nationals ... named a Baseball America Rookie All-Star in 2014, playing for the GCL Nationals.

HIT STREAK:

ON-BASE BASE STREAK:

- 2023: Appeared in 13 Cactus League games for the Royals and slashed .360/.414/.760 (9-for-25) with 5 XBH and 7 RBI ... opened the regular season with four (4) straight two-hit games, has 7 multi-hit games of 12 games played this season ... 19 hits lead all of Minor League Baseball.
- 2022: Began the season in the Blue Jays organization with Buffalo (AAA) and appeared in 70 games before being acquired by Kansas City at the 2022 Trade Deadline with RHP Max Castillo in exchange for Whit Merrifield, but did not play the rest of the season due to a preexisting injury (left oblique strain) ... assigned to the Surprise Saguaros in the Arizona Fall League after the conclusion of the Minor League season, appeared in 21 games and tied 4th in the league with 9 SB ... added to KC 40-man roster on 11/10/22.
- 2021: Spent the entire season with New Hampshire (AA) and was named an MLB.com Organization All-Star in the outfield for Toronto ... set career highs in HR (16) and slugging percentage (.503), an increase of 7 homers from his previous career high and 67-point jump in slugging (.436 in 2017) ... traded from CLE to TOR on 7/31/2017.

HIT STREAK: 6 Games (4/7 to 4/13), .345 (10-for-29), 3 2B, 1 HR

ON-BASE BASE STREAK: 6 Games (4/7 to 4/13), .345 (10-for-29)

CAREER HIGHS

H	3	(17x) Last: 4/8/23 vs. Toledo
R	4	8/17/22 vs. San Antonio
HR	2	(5x) Last: 8/11/22 @ Arkansas
RBI	6	(2x) Last: 8/5/22 vs. Tulsa
BB	3	(2x) Last: 7/2/18 vs. Bristol
SB	2	(2x) Last: 5/26/22 @ Pensacola
H	5	(2x) Last: 9/15/22 @ Columbus
R	3	(11x) Last: 9/15/22 @ Columbus
HR	2	5/23/19 @ Amarillo
RBI	4	(4x) Last: 9/15/22 @ Columbus
BB	3	(3x) Last: 8/29/21 @ Iowa
SB	3	6/23/21 vs. Arkansas
H	3	(17x) Last: 3/31/23 @ Indianapolis
R	3	(5x) Last: 9/2/22 @ Tulsa
HR	2	8/10/21 vs. Beloit
RBI	5	6/24/21 @ Beloit
BB	3	(3x) Last: 9/6/22 @ Tulsa
SB	3	7/9/22 vs. Tulsa
H	4	(5x) Last: 8/18/17 vs. Asheville
R	4	6/26/16 @ Grand Junction
R	2	7/19/19 @ Amarillo
RBI	5	7/17/22 @ Rochester
BB	3	(4x) Last: 8/2/17 vs. West Virginia
SB	2	7/13/16 vs. Helena
H	4	(4x) Last: 4/11/23 @ Iowa
R	3	(9x) Last: 4/8/23 vs. Toledo
HR	2	(4x) Last: 4/8/23 vs. Toledo
RBI	6	(2x) Last: 4/8/23 vs. Toledo
BB	3	(2x) Last: 6/29/22 @ St. Paul
SB	1	(7x) Last: 9/6/22 vs. St. Paul
H	4	(5x) Last: 9/15/22 @ Columbus
R	4	(3x) Last: 9/15/22 @ Columbus
HR	1	(16x) Last: 9/24/22 vs. Iowa
RBI	4	(2x) Last: 8/28/22 vs. Scranton/WB
BB	3	(6x) Last: 4/6/23 vs. Toledo
SB	3	(6/20/19 @ Bristol
H	4	7/6/22 vs. Tulsa
R	2	(2x) Last: 7/17/22 @ Corpus Christi
HR	2	(2x) Last: 6/29/22 @ Amarillo
RBI	6	6/2/21 vs. Beloit
BB	3	(5x) Last: 9/9/22 @ Wichita
SB	1	(14x) Last: 9/22/22 @ Tulsa
H	5	8/1/21 vs. South Bend
R	4	(2x) Last: 7/15/22 @ Corpus Christi
HR	1	(29x) Last: 4/6/23 vs. Toledo
RBI	5	4/22/22 @ Frisco
BB	3	(4x) Last: 8/5/22 vs. Tulsa
SB	2	(2x) Last: 6/10/22 @ Tulsa
H	4	8/6/19 @ Johnson City
R	3	(4x) Last: 8/1/21 vs. South Bend
HR	2	(3x) Last: 4/1/23 vs. Toledo
RBI	4	(2x) Last: 8/10/21 vs. Beloit
BB	3	(4x) Last: 9/15/22 @ Columbus
SB	1	8/10/21 vs. Beloit
H	4	(3x) Last: 8/30/22 @ CHICAGO (AL)
R	4	(3x) Last: 4/6/23 vs. Toledo
HR	3	5/21/21 @ Springfield
RBI	6	5/21/21 @ Springfield
BB	3	(12x) Last: 6/26/22 @ St. Paul
SB	2	(3x) Last: 7/1/22 @ St. Paul
H	3	(19x) Last: 4/1/23 @ Indianapolis
R	3	(8x) Last: 5/29/22 vs. Montgomery
HR	2	(7x) Last: 7/8/22 @ Montgomery
RBI	5	(4x) Last: 4/1/23 @ Indianapolis
BB	3	(4x) Last: 5/29/22 vs. Montgomery
SB	1	(23x) Last: 7/24/22 @ Louisville
H	4	(4x) Last: 6/15/22 @ Lehigh Valley
R	4	6/8/21 @ Portland
HR	2	(4x) Last: 6/21/22 vs. St. Paul
RBI	5	(2x) Last: 6/21/22 vs. St. Paul
BB	4	4/16/22 @ Rochester
SB	4	7/1/18 @ Great Lakes

So Nice, They Did It Twice (Or More)		Multi-Hit Games					Multi-Run Games					Multi-RBI Games					Multi-BB Games					Multi-K Games					Multi-SB Games					
		2	3	4	5+	T	2	3	4	5+	T	2	3	4	5+	T	2	3	4	5+	T	2	3	4	5+	T	2	3	4	5+	T	
19	Alexander, CJ	2	2	-	-	4	1	1	-	-	2	1	-	-	-	1	-	-	-	-	-	4	-	-	-	-	4	-	-	-	-	-
16	Blanco, Dairon	-	2	-	-	2	1	-	-	-	1	-	-	-	-	-	-	-	-	-	-	1	1	-	-	2	-	-	-	-	-	
3	Bradley, Tucker	1	1	-	-	2	1	1	-	-	2	1	-	-	-	1	2	-	-	-	2	-	-	-	-	-	1	-	-	-	-	1
17	Castellano, Angelo	1	-	-	-	1	3	-	-	-	3	-	-	-	-	-	1	-	-	-	1	-	-	-	-	-	-	-	-	-	-	-
4	Fermin, Freddy	-	1	1	-	2	2	1	-	-	3	1	-	-	1	2	1	-	-	-	1	2	1	-	-	3	-	-	-	-	-	-
11	Garcia, Maikel	3	1	-	-	4	1	-	-	-	1	1	2	-	-	3	2	1	-	-	3	1	-	-	-	1	-	-	-	-	-	-
28	Gentry, Tyler	3	-	-	-	3	-	1	-	-	1	1	1	-	-	2	2	-	-	-	2	1	2	-	-	3	-	-	-	-	-	-
13	Loftin, Nick	3	-	-	-	3	-	-	-	-	-	-	2	-	-	2	-	-	-	-	-	1	-	-	-	1	-	-	-	-	-	-
14	Porter, Logan	1	1	-	-	2	2	-	-	-	2	2	-	-	-	2	-	-	-	-	-	3	1	-	-	4	-	-	-	-	-	-
32	Pratto, Nick	-	1	-	-	1	1	-	-	-	1	-	-	-	-	-	2	-	-	-	2	2	-	-	-	2	-	-	-	-	-	-
25	Reetz, Jakson	-	1	-	-	1	-	-	-	-	-	-	-	-	1	1	1	-	-	-	1	1	-	-	-	1	-	-	-	-	-	-
0	Taylor, Samad	6	1	-	-	7	3	-	-	-	3	2	2	-	-	4	-	-	-	-	-	5	-	-	-	5	-	-	-	-	-	-
		20	11	1	0	32	15	4	0	0	19	9	7	0	2	18	11	1	0	0	12	21	5	0	0	26	1	0	0	0	1	

HITTING STREAKS

PLAYER	CURRENT	LONGEST	DATES/RESULTS							
			START	END	AVG	2B	3B	HR	RBI	OPS
19 Alexander, CJ	-	3	4/6	4/8	.462 (6-13)	2	0	2	4	1.539
16 Blanco, Dairon	3	4	3/31	4/4	.471 (8-17)	0	0	1	1	1.173
3 Bradley, Tucker	-	3	4/6	4/8	.500 (4-8)	0	1	0	0	1.417
17 Castellano, Angelo	-	3	4/7	4/9	.400 (4-10)	1	0	2	4	1.600
4 Fermin, Freddy	4	4	4/7	4/13	.643 (9-14)	1	0	3	8	2.000
11 Garcia, Maikel	-	5	3/31	4/5	.450 (9-20)	3	0	1	10	1.288
28 Gentry, Tyler	2	5	4/5	4/9	.350 (7-20)	1	0	1	6	.967
13 Loftin, Nick	5	5	4/5	4/13	.350 (7-20)	2	0	3	5	1.281
14 Porter, Logan	7	7	4/7	4/12	.360 (9-25)	2	0	1	7	.920
32 Pratto, Nick	-	-	-	-	-	-	-	-	-	-
25 Reetz, Jakson	-	-	-	-	-	-	-	-	-	-
0 Taylor, Samad	6	6	4/7	4/13	.345 (10-29)	3	0	1	7	.897

BOLD indicates longest streak in 2023 among active players

ON-BASE STREAKS

CURRENT	LONGEST	DATES/RESULTS							
		START	END	AVG	2B	HR	BB	HBP	OBP
-	5	4/6	4/12	.364 (8-22)	3	3	1	0	.391
3	5	3/31	4/5	.400 (8-20)	0	1	2	1	.478
-	5	4/6	4/12	.364 (8-22)	3	3	1	0	.391
6	6	4/1	4/13	.294 (5-17)	1	2	6	0	.478
4	4	4/7	4/13	.643 (9-14)	1	3	0	0	.643
-	9	3/31	4/9	.353 (12-34)	3	1	10	0	.489
2	9	3/31	4/9	.289 (11-38)	2	1	6	0	.378
5	5	4/5	4/13	.350 (7-20)	2	3	1	0	.381
7	7	4/1	4/12	.370 (10-27)	2	4	1	0	.379
-	4	3/31	4/4	.250 (4-16)	0	0	5	0	.429
-	-	-	-	-	-	-	-	-	-
6	6	4/7	4/13	.345 (10-29)	3	1	0	0	.345

Italics indicates longest personal streak is active

PITCHES/PLATE APPEARANCE & PLATE APPEARANCE DEPTH

PLAYER	AVG. P/PA	TOTAL PA	TOTAL P	LONGEST PA (#)	DATE	INN.	PITCHER	RESULT
19 Alexander, CJ	3.93	41	161	8 (2x)	4/9 vs. TOL	▼ 3	Alex Faedo (TOL)	Flyout (F7)
16 Blanco, Dairon	3.49	47	164	8	4/8 vs. TOL	▼ 2	Michael Lorenzen (TOL)	Strikeout Looking
3 Bradley, Tucker	4.06	35	142	7 (3x)	4/12 @ IOW	▲ 8	Anthony Kay (IOW)	Strikeout Swinging
17 Castellano, Angelo	4.52	23	104	8 (3x)	4/13 @ IOW	▲ 2	Nick Neidert (IOW)	Strikeout Looking
4 Fermin, Freddy	3.61	36	130	7 (2x)	4/11 @ IOW	▲ 3	Roenis Elias (IOW)	Single
11 Garcia, Maikel	4.32	59	255	10	4/12 @ IOW	▲ 3	Riley Thompson (IOW)	Strikeout Swinging
28 Gentry, Tyler	4.22	59	249	8	4/9 vs. TOL	▼ 7	Brendan White (TOL)	Strikeout Swinging
13 Loftin, Nick	3.46	41	142	8	4/6 vs. TOL	▼ 4	Brenan Haniffee (TOL)	Groundout (5-3)
14 Porter, Logan	4.55	29	132	8	4/9 vs. TOL	▼ 2	Alex Faedo (TOL)	Popout (P3)
32 Pratto, Nick	4.26	43	183	8 (4x)	4/9 vs. TOL	▼ 2	Alex Faedo (TOL)	Flyout (F7)
25 Reetz, Jakson	3.29	14	46	6	4/9 vs. TOL	▼ 8	Jace Fry (TOL)	Walk
0 Taylor, Samad	3.46	59	204	7	4/1 @ IND	▲ 7	Hunter Stratton (IND)	Strikeout Looking
3.93				486	1,912			

PINCH-HITTING LOG

#	DATE	INNING	PINCH HITTER	HITTING FOR	RESULT
1.	4/5 vs. Toledo	▼ 9	CJ Alexander	Angelo Castellano	Fielder's Choice (4-6)
2.					
3.					
4.					
5.					
6.					
7.					
8.					
9.					
10.					
11.					
12.					
13.					
14.					
15.					

Omaha Pinch Hitters: 0-for-1

Most-Used Pinch Hitter:
CJ Alexander (1x)Most Frequently Pinch-Hit For:
Angelo Castellano (1x)

HIGHEST STORM CHASERS EXIT VELOCITIES

	MPH	PITCHER	DATE	INNING	PITCHER	PITCH TYPE	DST (FT)	COUNT	RESULT
1.	115.3	CJ Alexander	4/7 vs. Toledo	▼ 1	Reese Olson	Changeup	291	1-2	Double
2.	109.6	Dairon Blanco	4/7 vs. Toledo	▼ 5	Kervin Castro	4-seam FB	18	0-0	Grounded Into DP
3.	108.0	Dairon Blanco	4/8 vs. Toledo	▼ 3	Will Vest	Slider	311	0-2	Field Out
4.	106.9	Tucker Bradley	4/7 vs. Toledo	▼ 4	Reese Olson	Changeup	107	1-1	Single
5.	106.7	Maikel Garcia	3/31 @ Indianapolis	▲ 9	Cam Alldred	Slider	58	2-2	Fielders Choice
6.	106.6	Logan Porter	4/1 @ Indianapolis	▲ 4	Caleb Smith	4-seam FB	417	2-2	Solo Home Run
7.	106.5	Tyler Gentry	4/5 vs. Toledo	▼ 6	Tyler Holton	Cutter	417	2-0	Solo Home Run
8.	106.3	CJ Alexander	4/7 vs. Toledo	▼ 7	Andrew Magno	Slider	189	3-2	Single
9.	106.0	Tyler Gentry	4/6 vs. Toledo	▼ 3	Brenan Haniffee	Sinker	326	3-1	Sac Fly
10.	105.9	Samad Taylor	4/12 @ Iowa	▲ 3	Riley Thompson	4-seam FB	131	1-0	Single
	105.9	Freddy Fermin	4/8 vs. Toledo	▼ 5	Ashton Goudeau	Changeup	428	1-1	2-Run Home Run

AUTOMATIC STRIKES CALLED ON OMAHA HITTERS (1)

DATE	INNING	UMPIRE	HITTER	COUNT AT CALL	BATTER RESULT (COUNT)
1. 4/12 @ Iowa	▲ 9	Tom Hanahan	Samad Taylor (1)	0-1	Single (0-2)
2.					
3.					
4.					
5.					
6.					
7.					

HR #	PLAYER (SEASON #)	GM # – DATE	OPPONENT	PITCHER	PITCH TYPE	DIRECTION	ON BASE	INNING	OUTS	COUNT	SCORE	FINAL	DISTANCE	EXIT VELO
1.	Logan Porter (1)	2 – April 1	@ Indianapolis	Caleb Smith (L)	4-seam FB	LF	0	4th	1	2-2	3-0	W, 12-1	417 FT	106.6 MPH
2.	Jakson Reetz (1)	2 – April 1	@ Indianapolis	Caleb Smith (L)	Slider	LF	3	5th	2	2-1	8-0	W, 12-1	408 FT	103.9 MPH
3.	Dairon Blanco (1)	3 – April 2	@ Indianapolis	Mike Burrows	4-seam FB	LCF	0	5th	2	3-2	1-3	W, 8-3	411 FT	105.2 MPH
4.	Samad Taylor (1)	3 – April 2	@ Indianapolis	J.C. Flowers	4-seam FB	LF	0	8th	0	2-1	2-3	W, 8-3	334 FT	104.5 MPH
5.	Nick Loftin (1)	3 – April 2	@ Indianapolis	Daniel Zamora (L)	4-seam FB	LF	2	8th	1	1-2	5-3	W, 8-3	362 FT	97.2 MPH
6.	Maikel Garcia (1)	4 – April 4	vs. Toledo	Alex Faedo	4-seam FB	RF	0	1st	1	2-1	1-0	L, 9-2	349 FT	94.3 MPH
7.	Tyler Gentry (1)	5 – April 5	vs. Toledo	Tyler Holton (L)	Cutter	CF	2	6th	0	2-0	3-1	L, 7-6	417 FT	106.5 MPH
8.	Logan Porter (2)	5 – April 5	vs. Toledo	Tyler Holton (L)	Slider	LF	0	6th	0	3-1	4-1	L, 7-6	346 FT	103.3 MPH
9.	Logan Porter (3)	5 – April 5	vs. Toledo	Matt Wisler	4-seam FB	RCF	0	8th	0	2-2	5-6	L, 7-6	364 FT	94.7 MPH
10.	Nick Loftin (2)	6 – April 6	vs. Toledo	Brenan Hanifree	Slider	LCF	0	2nd	0	2-2	1-1	L, 8-5	401 FT	101.8 MPH
11.	CJ Alexander (1)	6 – April 6	vs. Toledo	Brenan Hanifree	Sinker	CF	0	4th	1	2-2	3-6	L, 8-5	409 FT	101.1 MPH
12.	Logan Porter (4)	7 – April 7	vs. Toledo	Reese Olson	4-seam FB	LF	0	3rd	0	3-2	5-2	W, 9-4	395 FT	104.3 MPH
13.	Freddy Fermin (1)	8 – April 8	vs. Toledo	Will Vest	Slider	CF	3	3rd	2	0-0	6-1	W, 13-8	401 FT	102.1 MPH
14.	Angelo Castellano (1)	8 – April 8	vs. Toledo	Will Vest	4-seam FB	LCF	1	4th	0	2-0	8-1	W, 13-8	401 FT	102.8 MPH
15.	Freddy Fermin (2)	8 – April 8	vs. Toledo	Ashton Goudeau	Changeup	CF	1	5th	0	1-1	10-1	W, 13-8	428 FT	105.9 MPH
16.	CJ Alexander (2)	8 – April 8	vs. Toledo	Ashton Goudeau	Changeup	LF	0	7th	0	1-0	11-8	W, 13-8	351 FT	92.4 MPH
17.	Angelo Castellano (2)	9 – April 9	vs. Toledo	Alex Faedo	4-seam FB	LF	0	3rd	1	0-0	1-0	L, 8-2	373 FT	98.0 MPH
18.	Samad Taylor (2)	10 – April 11	@ Iowa	Roenis Elias (L)	4-seam FB	CF	2	5th	2	0-2	3-9	L, 9-6	405 FT	100.9 MPH
19.	Freddy Fermin (3)	10 – April 11	@ Iowa	Brandon Hughes (L)	4-seam FB	LF	1	6th	2	0-1	6-9	L, 9-6	398 FT	100.3 MPH
20.	CJ Alexander (3)	11 – April 12	@ Iowa	Riley Thompson	Changeup	RF	0	2nd	0	1-0	2-1	W, 10-6	394 FT	104.3 MPH
21.	Tyler Gentry (2)	11 – April 12	@ Iowa	Riley Thompson	Slider	LF	0	3rd	2	1-2	3-1	W, 10-6	393 FT	103.3 MPH
22.	Tucker Bradley (1)	11 – April 12	@ Iowa	Rowan Wick	4-seam FB	RCF	1	6th	2	1-1	7-3	W, 10-6	392 FT	98.2 MPH
23.	Nick Loftin (3)	11 – April 12	@ Iowa	Anthony Kay (L)	Slider	CF	0	8th	0	2-1	8-6	W, 10-6	420 FT	104.3 MPH
24.	Nick Loftin (4)	12 – April 13	@ Iowa	Nick Neidert	4-seam FB	LF	0	4th	2	3-2	1-11	L, 14-1	370 FT	100.4 MPH

HOME RUN BREAKDOWN

[illegible]

INNING DISTRIBUTION

1st Inning	2nd Inning	3rd Inning	4th Inning	5th Inning	6th Inning	7th Inning	8th Inning	9th Inning	10th Inning	11th Inning
1	2	4	4	4	4	1	4	-	-	-

NOTABLE STORM CHASERS HOME RUNS

BACK-TO-BACK HOMERS (1)		2-HOMER GAMES (2)		3-HOMER GAMES (0)		GRAND SLAMS (2)	
PLAYERS	DATE/OPPONENT (INN.)	PLAYER (CAREER NO.)	DATE/OPPONENT	PLAYER (CAREER NO.)	DATE/OPPONENT	PLAYER (CAREER NO.)	DATE/OPPONENT (INN.)
Tyler Gentry & Logan Porter	4/5 vs. Toledo (6th)	Logan Porter (3rd)	4/5 vs. Toledo			Jakson Reetz (1st)	4/1 @ Indianapolis (5th)
		Freddy Fermin (4th)	4/8 vs. Toledo			Freddy Fermin (3rd)	4/8 vs. Toledo (3rd)

LEADOFF HOMERS (0)		INSIDE-THE PARK HOMERS (0)		PINCH-HIT HOMERS (0)		WALK-OFF HOMERS (0)	
PLAYER (CAREER NO.)	DATE/OPPONENT	PLAYER (CAREER NO.)	DATE/OPPONENT (INN.)	PLAYER (CAREER NO.)	DATE/OPPONENT (INN.)	PLAYER	DATE/OPPONENT

HOME RUN SITUATION	# OF	DATE OF LAST	BATTER ('23 HR #)	PITCHER	COUNT	RUNNERS ON	OUTS	INNING	SCORE @ HR	FINAL
GO-AHEAD HOME RUN	5	April 12 @ Iowa	CJ Alexander (3)	Riley Thompson	1-0	0	0	▲ 2	2-1	10-6
GAME-TYING HOME RUN	1	April 6 vs. Toledo	Nick Loftin (1)	Brenan Hanifee	2-2	0	0	▼ 2	1-1	5-8

NOTABLE OPPOSING HOME RUNS

BACK-TO-BACK HOMERS (0)		2-HOMER GAMES (0)		3-HOMER GAMES (0)		GRAND SLAMS (1)	
PLAYERS	DATE/OPPONENT (INN.)	PLAYER (CAREER NO.)	DATE/OPPONENT	PLAYER (CAREER NO.)	DATE/OPPONENT	PLAYER	DATE/OPPONENT (INN.)
						Andy Ibáñez	April 6 vs. Toledo (3rd)

LEADOFF HOMERS (0)		INSIDE-THE PARK HOMERS (0)		PINCH-HIT HOMERS (0)		WALK-OFF HOMERS (0)	
PLAYER	DATE/OPPONENT	PLAYER	DATE/OPPONENT (INN.)	PLAYER	DATE/OPPONENT (INN.)	PLAYER	DATE/OPPONENT

AFTER-INNING RECORDS

	LEADING	TRAILING	TIED
AFTER 1 INNING	1 - 1	1 - 3	4 - 2
AFTER 2 INNINGS	2 - 1	3 - 2	1 - 3
AFTER 3 INNINGS	4 - 1	2 - 3	0 - 2
AFTER 4 INNINGS	4 - 0	2 - 5	0 - 1
AFTER 5 INNINGS	4 - 0	2 - 6	0 - 0
AFTER 6 INNINGS	4 - 1	2 - 5	0 - 0
AFTER 7 INNINGS	4 - 1	2 - 5	0 - 0
AFTER 8 INNINGS	5 - 0	1 - 6	0 - 0

STORM CHASERS BIG INNINGS

DATE	INNING	RUNS
1. April 2 @ Indianapolis	8th	7
2. April 8 vs. Toledo	3rd	6
3.		
4.		
5.		
6.		
7.		
8.		

SCORE BY INNINGS

	1	2	3	4	5	6	7	8	9	10	11+	TOTAL
Omaha	4	4	12	8	14	15	6	11	8	0	0	82
Opponents	11	14	14	5	5	12	7	13	2	0	0	83
Difference	-7	-10	-2	3	9	3	-1	-2	6	0	0	-1
SCORE BY INNINGS V. IOWA	1	2	3	4	5	6	7	8	9	10	11+	TOTAL
Omaha	1	1	1	1	4	6	0	1	2	0	0	17
Iowa	4	9	9	0	1	3	1	2	0	0	0	29
vs. Iowa Difference	-3	-8	-8	1	3	3	-1	-1	2	0	0	-12

MULTI-RUN INNINGS

	2	3	4	5	6	7	8	9	10+	TOTAL
Storm Chasers	8	5	2	1	1	1	-	-	-	18
Opponents	4	9	1	3	2	-	-	-	-	19

RECORD BY RUNS SCORED/ALLOWED

RECORD BY ROUNDS SCORED/ALLOWED														
RUNS	0	1	2	3	4	5	6	7	8	9	10	11	12	13+
SCORED	0-0	0-1	0-2	0-0	0-0	0-1	0-2	0-0	2-0	1-0	1-0	0-0	1-0	1-0
ALLOWED	0-0	0-0	1-0	1-0	1-0	0-0	2-0	0-1	1-2	0-2	0-0	0-0	0-0	0-1

RECORD BY MARGIN OF VICTORY/DEFEAT

1 Run	2 Runs	3 Runs	4 Runs	5 Runs	6 Runs	7 Runs	8 Runs	9 Runs	10+ Runs
0-1	1-0	0-2	1-0	3-0	0-1	0-1	0-0	0-0	1-1

2023 STORM CHASERS MONTH BY MONTH

HITTING

MONTH	AVG	G	AB	R	H	TB	2B	3B	HR	RBI	BB	IBB	SO	SB	CS	OBP	SLG	OPS	SAC	SF	HBP	GIDP	LOB
MARCH	.300	1	40	8	12	16	2	1	0	8	9	0	12	5	0	.429	.400	.829	0	0	0	0	14
APRIL	.277	11	386	74	107	207	24	2	24	71	43	0	95	11	3	.354	.536	.890	0	4	5	8	73
MAY																							
JUNE																							
JULY																							
AUGUST																							
SEPTEMBER																							
TOTAL	.279	12	426	82	119	223	26	3	24	79	52	0	107	16	3	.361	.523	.884	0	4	5	8	87

PITCHING

MONTH	W	L	ERA	G	GS	CG	SHO	GF	HLD	SV	SVO	IP	H	R	ER	HR	HB	BB	SO	WP	BK	WHIP	AVG
MARCH	1	0	6.00	1	1	0	0	1	0	1	1	9.0	11	6	6	1	1	2	7	0	1	1.44	.297
APRIL	5	6	6.59	11	11	0	0	11	2	0	1	97.0	115	77	71	18	10	50	102	2	1	1.70	.291
MAY																							
JUNE																							
JULY																							
AUGUST																							
SEPTEMBER																							
TOTAL	6	6	6.54	12	12	0	0	12	2	1	2	106.0	126	83	77	19	11	52	109	2	2	1.68	.292

2023 WALK-OFF TRACKER (0 FOR, 0 AGAINST)

[illegible]

Bold Indicates Omaha Walk-Off Win

2023 STORM CHASERS EJECTIONS

DATE	INNING	WHO (POSITION)	WHY	UMPIRE (POSITION)

PITCHING

vs. Left-Handed Starter	1-2
vs. Right-Handed Starter	5-4

WITH Left-Handed Starter	3-0
WITH Right-Handed Starter	3-6

0-5 strikeouts	
6-10 strikeouts	6-3
11+ strikeouts	0-3

0 runs of support	0-3
1-4 runs of support	4-3
5-9 runs of support	2-0
10+ runs of support	

SCORING

1-Run Games	0-1
2-Run Games	1-0
3-4-Run Games	1-2
5+ Run Games	4-3

Extra Innings	
Shutouts	
Doubleheaders	

Scoring 0-2 Runs	0-3
3-5 Runs	0-1
6-9 Runs	3-2
10+ Runs	3-0

Opponent 0-2 Runs	1-0
3-5 Runs	2-0
6-9 Runs	3-5
10+ Runs	0-1

Scored in 1st Inning	2-1
Opponent scored in 1st	3-3
Scores first	2-2
Opponent scores first	4-4

HITTING

Omaha 0-5 hits	
6-9 hits	0-5
10+ hits	6-1

Opponent 0-5 hits	1-0
6-9 hits	2-1
10+ hits	3-5

Hit 0 home runs	1-0
1 home run	1-3
2 home runs	1-2
3+ home runs	3-1

Opponent hit 0 home runs	2-0
1 home run	3-1
2 home runs	1-2
3+ home runs	0-3

Out-hit opponent	5-1
Out-hit by opponent	1-5
Hits are tied	

Leave 0-5 runners on base	2-2
6-9 on base	2-3
10+ on base	2-1

Opponent leaves 0-5 runners on base	2-1
6-9 on base	1-4
10+ on base	3-1

Steals 0 bases	2-3
1 base	1-1
2 bases	1-2
3+ bases	2-0

Opponent steals 0 bases	3-5
1 base	2-1
2 bases	1-0
3+ bases	

FIELDING

Made 0 errors	5-2
1 error	0-2
2 errors	0-1
3+ errors	1-1

Opponent made 0 errors	3-3
1 error	0-2
2 errors	3-1
3+ errors	

TEAM HIGHS

LONGEST WIN STREAK	3 Games	March 31 - April 2
LONGEST LOSING STREAK	3 Games	April 4 - April 6
LONGEST HOME WINNING STREAK		
LONGEST HOME LOSING STREAK	3 Games	April 4 - April 6
LONGEST ROAD WINNING STREAK	3 Games	March 31 - April 2
LONGEST ROAD LOSING STREAK		
LARGEST MARGIN OF VICTORY	11 Runs	4/1 @ Indianapolis (12-1 Win)
LARGEST MARGIN OF DEFEAT	13 Runs	4/13 @ Iowa (14-1 Loss)
LONGEST GAME, INNINGS	9 (12x)	Last: 4/13 @ Iowa (14-1 Loss)
LONGEST GAME, TIME	2:54	3/31 @ Indianapolis (8-6 Win)
LONGEST 9-INNING GAME, TIME	2:54	3/31 @ Indianapolis (8-6 Win)
SHORTEST 9-INNING GAME, TIME	2:18	4/13 @ Iowa (14-1 Loss)
SHORTEST GAME, TIME	2:18	4/13 @ Iowa (14-1 Loss)
LARGEST COMEBACK WIN	5 Runs, After 1st	3/31 @ Indianapolis (8-6 Win)
LARGEST MARGIN OF LEAD SURRENDERED (IN LOSS)	3 Runs, After 6th	4/5 vs. Toledo (7-6 Loss)
MOST ERRORS, TEAM	3 (2x)	Last: 4/9 vs. Toledo (8-2 Loss)
MOST ERRORS, PLAYER	1 (10x)	Last: Maikel Garcia, 4/13 @ Iowa (14-1 Loss)
LARGEST CROWD, HOME	3,200	4/4 vs. Toledo (9-2 Loss)
LARGEST CROWD, ROAD	8,095	3/31 @ Indianapolis (8-6 Win)
WARMEST FIRST PITCH	81 Degrees	4/13 @ Iowa (14-1 Loss)
COLDEST FIRST PITCH	35 Degrees	4/5 vs. Toledo (7-6 Loss)

OFFENSIVE HIGHS

MOST RUNS SCORED, GAME	13	4/8 vs. Toledo (13-8 Win)
MOST RUNS SCORED, INNING	7, 8th Inning	4/2 @ Indianapolis (8-3 Win)
MOST CONSECUTIVE INNINGS SCORED	5, 1st-5th Innings	4/7 vs. Toledo (9-4 Win)
FEWEST HITS, GAME	6 (3x)	4/13 @ Iowa (14-1 Loss)
MOST HITS, GAME	16	4/1 @ Indianapolis (12-1 Win)
MOST DOUBLES, GAME	5	4/12 @ Iowa (10-6 Win)
MOST TRIPLES, GAME	1 (2x)	Last: 4/4 vs. Toledo (9-2 Loss)
MOST HOME RUNS, GAME	4 (2x)	Last: 4/12 @ Iowa (10-6 Win)
MOST EXTRA-BASE HITS, GAME	9	4/12 @ Iowa (10-6 Win)
MOST RBI, GAME	13	4/8 vs. Toledo (13-8 Win)
MOST RUNNERS LOB, GAME	14	3/31 @ Indianapolis (8-6 Win)
MOST TOTAL BASES, GAME	29	4/12 @ Iowa (10-6 Win)
MOST WALKS, GAME	9	3/31 @ Indianapolis (8-6 Win)
MOST STRIKEOUTS, GAME	12 (3x)	Last: 4/9 vs. Toledo (8-2 Loss)
FEWEST STRIKEOUTS, GAME	4	4/13 @ Iowa (14-1 Loss)
MOST STOLEN BASES, GAME	5	3/31 @ Indianapolis (8-6 Win)
MOST HIT BY PITCHES	2	4/9 vs. Toledo (8-2 Loss)

INDIVIDUAL OFFENSIVE HIGHS

MOST RUNS, GAME	3 (3x)	Last: Tyler Gentry, 4/12 @ Iowa (10-6 Win)
MOST HITS, GAME	4, Freddy Fermin	4/11 @ Iowa (9-6 Loss)
MOST DOUBLES, GAME	1 (26x)	Last: Three on 4/13 @ Iowa (14-1 Loss)
MOST TRIPLES, GAME	1 (3x)	Last: Tucker Bradley, 4/6 vs. Toledo (8-5 Loss)
MOST HOME RUNS, GAME	2 (2x)	Last: Freddy Fermin, 4/8 vs. Toledo (13-8 Win)
MOST RBI, GAME	6, Freddy Fermin	4/8 vs. Toledo (13-8 Win)
MOST WALKS, GAME	3, Maikel Garcia	4/6 vs. Toledo (8-2 Loss)
MOST STRIKEOUTS, GAME	3 (4x)	Last: Tyler Gentry, 4/9 vs. Toledo (8-2 Loss)
MOST STOLEN BASES, GAME	2, Tucker Bradley	3/31 @ Indianapolis (8-6 Win)
MOST HIT BY PITCHES, GAME	1 (5x)	Last: Tyler Gentry, 4/12 @ Iowa (10-6 Win)

PITCHING HIGHS

MOST RUNS ALLOWED, GAME	14	4/13 @ Iowa (14-1 Loss)
MOST RUNS ALLOWED, INNING	6 (2x)	Last: 2nd Inning, 4/13 @ Iowa (14-1 Loss)
FEWEST HITS ALLOWED, GAME	5	4/1 @ Indianapolis (12-1 Win)
MOST HITS ALLOWED, GAME	15	4/13 @ Iowa (14-1 Loss)
FEWEST STRIKEOUTS, GAME	7	3/31 @ Indianapolis (8-6 Win)
MOST STRIKEOUTS, GAME	12	4/6 vs. Toledo (8-5 Loss)
FEWEST WALKS ALLOWED, GAME	2 (3x)	Last: 4/12 @ Iowa (10-6 Win)
MOST WALKS ALLOWED, GAME	8	4/6 vs. Toledo (8-5 Loss)
MOST HOME RUNS ALLOWED, GAME	3 (3x)	Last: 4/9 vs. Toledo (8-2 Loss)

INDIVIDUAL PITCHING HIGHS

MOST RUNS ALLOWED, GAME	11, Jonathan Heasley	4/13 @ Iowa (14-1 Loss)
MOST EARNED RUNS ALLOWED, GAME	11, Jonathan Heasley	4/13 @ Iowa (14-1 Loss)
FEWEST HITS ALLOWED, GAME (STARTER)	1 (2x)	Last: Jackson Kowar, 4/6 vs. Toledo (8-5 Loss)
MOST HITS ALLOWED, GAME	9 (2x)	Last: Jonathan Heasley, 4/13 @ Iowa (14-1 Loss)
MOST HOME RUNS ALLOWED, GAME	2 (6x)	Last: Jonathan Heasley, 4/13 @ Iowa (14-1 Loss)
MOST STRIKEOUTS	6, Mike Mayers	4/5 vs. Toledo (7-6 Loss)
MOST CONSECUTIVE STRIKEOUTS	3 (3x)	Last: Marcelo Martinez, 4/11 @ Iowa (9-6 Loss)
MOST WALKS ALLOWED, GAME	4 (2x)	Last: Mike Mayers, 4/11 @ Iowa (9-6 Loss)
MOST HIT BATTERS, GAME	1 (11x)	Last: Kriske & Weiss on 4/13 @ Iowa (14-1 Loss)
MOST INNINGS PITCHED, STARTER	6.0, Jonathan Heasley	4/7 vs. Toledo (9-4 Win)
MOST PITCHES THROWN, STARTER	94, Max Castillo	4/9 vs. Toledo (8-2 Loss)
MOST INNINGS PITCHED, RELIEVER	3.0 (2x)	Last: Jackson Kowar, 4/2 @ Indianapolis (8-3 Win)
MOST PITCHES THROWN, RELIEVER	65, Austin Cox	4/6 vs. Toledo (8-5 Loss)

^ Indicates All-Time Storm Chasers Record Tied

* Indicates All-Time Storm Chasers Record Set

	OPPONENT	RESULT	SP	C	1B	2B	3B	SS	LF	CF	RF	DH
3/31	@ Indianapolis	W, 8-6	Mike Mayers	Freddy Fermin	Nick Pratto	Samad Taylor	Nick Loftin	Maikel Garcia	Tucker Bradley	Dairon Blanco	Tyler Gentry	CJ Alexander
4/1	@ Indianapolis	W, 12-1	Austin Cox	Logan Porter	Nick Pratto	Angelo Castellano	Nick Loftin	Maikel Garcia	Dairon Blanco	Samad Taylor	Tyler Gentry	Jakson Reetz
4/2	@ Indianapolis	W, 8-3	Jonathan Heasley	Freddy Fermin	Nick Pratto	Samad Taylor	Nick Loftin	Maikel Garcia	Tucker Bradley	Dairon Blanco	Tyler Gentry	CJ Alexander
4/4	TOLEDO	L, 9-2	Max Castillo	Freddy Fermin	Nick Pratto	Samad Taylor	Nick Loftin	Maikel Garcia	Tucker Bradley	Dairon Blanco	Tyler Gentry	CJ Alexander
4/5	TOLEDO	L, 7-6	Mike Mayers	Jakson Reetz	Logan Porter	Angelo Castellano	Nick Loftin	Maikel Garcia	Dairon Blanco	Samad Taylor	Tyler Gentry	Freddy Fermin
4/6	TOLEDO	L, 8-5	Jackson Kowar	Freddy Fermin	CJ Alexander	Samad Taylor	Nick Loftin	Maikel Garcia	Tucker Bradley	Dairon Blanco	Tyler Gentry	Logan Porter
4/7	TOLEDO	W, 9-4	Jonathan Heasley	Freddy Fermin	Logan Porter	Samad Taylor	Angelo Castellano	Maikel Garcia	Tucker Bradley	Dairon Blanco	CJ Alexander	Tyler Gentry
4/8	TOLEDO	W, 13-8	Drew Parrish	Freddy Fermin	Nick Pratto	Samad Taylor	Maikel Garcia	Angelo Castellano	Tyler Gentry	Dairon Blanco	Tyler Gentry	CJ Alexander
4/9	TOLEDO	L, 8-2	Max Castillo	Logan Porter	Nick Pratto	Samad Taylor	Angelo Castellano	Maikel Garcia	Tyler Gentry	Dairon Blanco	CJ Alexander	Jakson Reetz
4/11	@ Iowa	L, 9-6	Mike Mayers	Freddy Fermin	Nick Pratto	Samad Taylor	Nick Loftin	Maikel Garcia	Tucker Bradley	Dairon Blanco	Tyler Gentry	Logan Porter
4/12	@ Iowa	W, 10-6	Austin Cox	Logan Porter	Nick Pratto	Samad Taylor	Nick Loftin	Maikel Garcia	Tucker Bradley	Dairon Blanco	Tyler Gentry	CJ Alexander
4/13	@ Iowa	L, 14-1	Jonathan Heasley	Freddy Fermin	Nick Pratto	Angelo Castellano	Nick Loftin	Maikel Garcia	Tucker Bradley	Samad Taylor	CJ Alexander	Tyler Gentry
4/14	@ Iowa											
4/15	@ Iowa											
4/16	@ Iowa											
4/18	GWINNETT											
4/19	GWINNETT											
4/20	GWINNETT											
4/21	GWINNETT											
4/22	GWINNETT											
4/23	GWINNETT											
4/25	@ Nashville											
4/26	@ Nashville											
4/27	@ Nashville											
4/28	@ Nashville											
4/29	@ Nashville											
4/30	@ Nashville											
5/2	LOUISVILLE											
5/3	LOUISVILLE											
5/4	LOUISVILLE											
5/5	LOUISVILLE											
5/6	LOUISVILLE											
5/7	LOUISVILLE											
5/8	@ Scranton/WB											
5/10	@ Scranton/WB											
5/11	@ Scranton/WB											
5/12	@ Scranton/WB											
5/13	@ Scranton/WB											
5/14	@ Scranton/WB											
5/16	TOLEDO											
5/17	TOLEDO											
5/18	TOLEDO											
5/19	TOLEDO											
5/20	TOLEDO											
5/21	TOLEDO											
5/23	@ St. Paul											
5/24	@ St. Paul											
5/25	@ St. Paul											
5/26	@ St. Paul											
5/27	@ St. Paul											
5/28	@ St. Paul											
5/30	MEMPHIS											
5/31	MEMPHIS											
6/1	MEMPHIS											
6/2	MEMPHIS											
6/3	MEMPHIS											
6/4	MEMPHIS											
6/6	@ Indianapolis											
6/7	@ Indianapolis											
6/8	@ Indianapolis											
6/9	@ Indianapolis											
6/10	@ Indianapolis											
6/11	@ Indianapolis											
6/13	COLUMBUS											
6/14	COLUMBUS											
6/15	COLUMBUS											
6/16	COLUMBUS											
6/17	COLUMBUS											
6/18	COLUMBUS											
6/20	@ Rochester											
6/21	@ Rochester											
6/22	@ Rochester											
6/23	@ Rochester											
6/24	@ Rochester											
6/25	@ Rochester											
6/28	IOWA											
6/29	IOWA											
6/30	IOWA											
7/1	IOWA											
7/2	IOWA											
7/3	IOWA											
7/4	@ Gwinnett											
7/5	@ Gwinnett											
7/6	@ Gwinnett											
7/7	@ Gwinnett											
7/8	@ Gwinnett											
7/9	@ Gwinnett											
7/14	INDIANAPOLIS											
7/15	INDIANAPOLIS											
7/16	INDIANAPOLIS											
7/18	ST. PAUL											
7/19	ST. PAUL											
7/20	ST. PAUL											
7/21	ST. PAUL											
7/22	ST. PAUL											
7/23	ST. PAUL											
7/25	@ Columbus											
7/26	@ Columbus											
7/27	@ Columbus											
7/28	@ Columbus											
7/29	@ Columbus											
7/30	@ Columbus											
8/1	@ Louisville											
8/2	@ Louisville											
8/3	@ Louisville											
8/4	@ Louisville											
8/5	@ Louisville											
8/6	@ Louisville											
8/8	IOWA											
8/9	IOWA											
8/10	IOWA											
8/11	IOWA											
8/12	IOWA											
8/13	IOWA											
8/15	@ Toledo											
8/16	@ Toledo											
8/17	@ Toledo											
8/18	@ Toledo											
8/19	@ Toledo											
8/20	@ Toledo											
8/22	ST. PAUL											
8/23	ST. PAUL											
8/24	ST. PAUL											
8/25	ST. PAUL											
8/26	ST. PAUL											
8/27	ST. PAUL											
8/29	LOUISVILLE											
8/30	LOUISVILLE											
8/31	LOUISVILLE											
9/1	LOUISVILLE											
9/2	LOUISVILLE											
9/3	LOUISVILLE											
9/5	@ Iowa											
9/6	@ Iowa											
9/7	@ Iowa											
9/8	@ Iowa											
9/9	@ Iowa											
9/10	@ Iowa											
9/12	INDIANAPOLIS											
9/13	INDIANAPOLIS											
9/14	INDIANAPOLIS											
9/15	INDIANAPOLIS											
9/16	INDIANAPOLIS											
9/17	INDIANAPOLIS											
9/19	@ Columbus											
9/20	@ Columbus											
9/21	@ Columbus											
9/22	@ Columbus											
9/23	@ Columbus											
9/24	@ Columbus											

LF

Tucker Bradley, 9 (5-4)
Dairon Blanco, 2 (1-1)
Tyler Gentry, 1 (0-1)

CF

Dairon Blanco, 9 (5-4)
Samad Taylor, 3 (1-2)

RF

Tyler Gentry, 9 (5-4)
CJ Alexander, 3 (1-2)

SS

Maikel Garcia, 11 (5-6)
Angelo Castellano, 1 (1-0)

2B

Samad Taylor, 9 (5-4)
Angelo Castellano, 3 (1-2)

SP

Jonathan Heasley, 3 (2-1)
Mike Mayers, 3 (1-2)
Austin Cox, 2 (2-0)
Max Castillo, 2 (0-2)
Drew Parrish, 1 (1-0)
Jackson Kowar, 1 (0-1)

3B

Nick Loftin, 9 (5-4)
Angelo Castellano, 2 (1-1)
Maikel Garcia, 1 (1-0)

1B

Nick Pratto, 9 (5-4)
Logan Porter, 2 (1-1)
CJ Alexander, 1 (0-1)

DH

CJ Alexander, 5 (4-1)
Tyler Gentry, 2 (1-1)
Jakson Reetz, 2 (1-1)
Logan Porter, 2 (0-2)
Freddy Fermin, 1 (0-1)

C

Freddy Fermin, 8 (4-4)
Logan Porter, 3 (2-1)
Jakson Reetz, 1 (0-1)

1	2	3	4	5	6	7	8	9
Samad Taylor, 12 (6-6)	Maikel Garcia, 12 (6-6)	Tyler Gentry, 8 (3-5) Nick Pratto, 4 (3-1)	Tyler Gentry, 4 (3-1) Nick Pratto, 4 (2-2) Logan Porter, 3 (1-2) CJ Alexander, 1 (0-1)	Nick Loftin, 8 (3-5) CJ Alexander, 3 (3-0) Nick Pratto, 1 (0-1)	CJ Alexander, 5 (2-3) Logan Porter, 3 (1-2) Freddy Fermin, 2 (2-0) Nick Loftin, 1 (1-0) Jakson Reetz, 1 (0-1)	Freddy Fermin, 7 (2-5) Dairon Blanco, 3 (2-1) Logan Porter, 1 (1-0) Jakson Reetz, 1 (1-0)	Dairon Blanco, 9 (5-4) Tucker Bradley, 1 (1-0) Angelo Castellano, 1 (0-1) Jakson Reetz, 1 (0-1)	Tucker Bradley, 7 (3-4) Angelo Castellano, 5 (3-2)

PLAYER	GS	POSITION										BATTING ORDER								
		C	1B	2B	3B	SS	LF	CF	RF	OF	DH	1ST	2ND	3RD	4TH	5TH	6TH	7TH	8TH	9TH
Samad Taylor	12			9				3		3		12								
Maikel Garcia	12				1	11							12							
Tyler Gentry	12						1		9	10	2			8	4					
Dairon Blanco	11						2	9		11								3	8	
Freddy Fermin	9	8									1						2	7		
CJ Alexander	9		1						3	3	5				1	3	5			
Nick Loftin	9				9											8	1			
Tucker Bradley	9						9			9									2	7
Nick Pratto	9			9										4	4	1				
Logan Porter	7	3	2								2				3		3	1		
Angelo Castellano	6				3	2	1												1	5
Jakson Reetz	3	1									2						1	1	1	

OUTFIELD ASSISTS (1)

TUCKER BRADLEY (1) *LF* 1

OF LINEUP COMBOS

12 Games

11 Unique Lineup Combinations Used

MOST USED LINEUP (2x)

PLAYER	Pos.
1. Samad Taylor	2B
2. Maikel Garcia	SS
3. Nick Pratto	1B
4. Tyler Gentry	RF
5. Nick Loftin	3B
6. CJ Alexander	DH
7. Freddy Fermin	C
8. Dairon Blanco	CF
9. Tucker Bradley	LF

STORM CHASERS POSITION PRODUCTION

	AVG	AB	H	TB	2B	3B	HR	RBI	BB	SO	OBP	SLG	OPS	SAC	SF	HBP	GIDP
C	.273	44	12	26	2	0	4	11	5	11	.360	.591	.951	0	0	1	0
1B	.208	48	10	25	1	1	4	8	6	12	.304	.521	.825	0	1	1	0
2B	.320	50	16	27	3	1	2	12	5	14	.382	.540	.922	0	0	0	0
3B	.275	51	14	32	3	0	5	11	3	6	.315	.627	.942	0	0	0	2
SS	.304	46	14	24	4	0	2	13	11	13	.431	.522	.953	0	1	0	0
LF	.293	41	12	19	2	1	1	3	7	10	.408	.463	.871	0	0	1	2
CF	.255	47	12	19	4	0	1	2	4	11	.321	.404	.725	0	1	1	4
RF	.234	47	11	19	2	0	2	7	8	12	.351	.404	.755	0	1	1	0
DH	.353	51	18	32	5	0	3	12	3	18	.389	.627	1.016	0	0	0	0

STORM CHASERS BATTING ORDER PRODUCTION

	AVG	AB	H	TB	2B	3B	HR	RBI	BB	SO	OBP	SLG	OPS	SAC	SF	HBP	GIDP
1st	.345	55	19	31	4	1	2	13	3	13	.373	.564	.937	0	1	0	2
2nd	.292	48	14	21	4	0	1	12	10	13	.407	.438	.845	0	1	0	0
3rd	.277	47	13	23	2	1	2	9	10	13	.407	.489	.896	0	1	1	0
4th	.196	51	10	21	2	0	3	6	4	14	.250	.412	.662	0	1	0	0
5th	.333	51	17	37	5	0	5	11	3	10	.382	.725	1.107	0	0	1	2
6th	.260	50	13	30	2	0	5	10	1	16	.275	.600	.875	0	0	0	0
7th	.233	43	10	19	3	0	2	9	5	8	.340	.442	.782	0	0	2	1
8th	.300	40	12	17	2	0	1	2	9	13	.440	.425	.865	0	0	1	1
9th	.268	41	11	24	2	1	3	7	7	7	.375	.585	.960	0	0	0	2

[illegible]**APRIL Hitting Results: // APRIL Pitching Results:**[illegible]**MAY Hitting Results: // MAY Pitching Results:**[illegible]

[illegible]

JUNE Hitting Results: TBD// JUNE Pitching Results: TBD

[illegible]**JULY Hitting Results: TBD // JULY Pitching Results: TBD**[illegible]**AUGUST Hitting Results: TBD // AUGUST Pitching Results: TBD**[illegible]

SEPTEMBER Hitting Results: TBD // SEPTEMBER Pitching Results: TBD
2ND HALF Hitting Results: TBD // 2ND HALF Pitching Results: TBD

[illegible]

[illegible]

HITTING

SERIES	OPPONENT	DATES	AVG	G	AB	R	H	TB	2B	3B	HR	RBI	BB	IBB	SO	SB	CS	OBP	SLG	OPS	PA	SAC	SF	HBP	GIDP
SERIES 1	@ Indianapolis	3/31 - 4/2	.331	3	121	28	40	62	5	1	5	28	19	0	27	10	0	.420	.512	.932	143	0	2	1	0
SERIES 2	TOLEDO	4/4 - 4/9	.258	6	198	37	51	100	9	2	12	34	28	0	61	5	2	.355	.505	.860	231	0	2	3	7
SERIES 3	@ Iowa	4/11 - 4/16																							
SERIES 4	GWINNETT	4/18 - 4/23																							
SERIES 5	@ Nashville	4/25 - 4/30																							
SERIES 6	LOUISVILLE	5/2 - 5/7																							
SERIES 7	@ Scranton/WB	5/9 - 5/14																							
SERIES 8	TOLEDO	5/16 - 5/21																							
SERIES 9	@ St. Paul	5/23 - 5/28																							
SERIES 10	MEMPHIS	5/30 - 6/4																							
SERIES 11	@ Indianapolis	6/6 - 6/11																							
SERIES 12	COLUMBUS	6/13 - 6/18																							
SERIES 13	@ Rochester	6/20 - 6/25																							
SERIES 14	IOWA	6/28 - 7/3																							
SERIES 15	@ Gwinnett	7/4 - 7/9																							
SERIES 16	INDIANAPOLIS	7/14 - 7/16																							
SERIES 17	ST. PAUL	7/18 - 7/23																							
SERIES 18	@ Columbus	7/25 - 7/30																							
SERIES 19	@ Louisville	8/1 - 8/6																							
SERIES 20	IOWA	8/8 - 8/13																							
SERIES 21	@ Toledo	8/15 - 8/20																							
SERIES 22	ST. PAUL	8/22 - 8/27																							
SERIES 23	LOUISVILLE	8/29 - 9/3																							
SERIES 24	@ Iowa	9/5 - 9/10																							
SERIES 25	INDIANAPOLIS	9/12 - 9/17																							
SERIES 26	@ Columbus	9/19 - 9/24																							

PITCHING

SERIES	OPPONENT	DATES	W	L	ERA	G	GS	CG	SHO	GF	HLD	SV	SVO	IP	H	R	ER	HR	HB	BB	IBB	SO	AVG	WP	BK	GIDP
SERIES 1	@ Indianapolis	3/31 - 4/2	3	0	3.33	3	3	0	0	3	0	1	1	27.0	27	10	10	2	3	9	0	25	.273	0	1	9
SERIES 2	TOLEDO	4/4 - 4/9	2	4	6.67	6	6	0	0	6	0	0	1	54.0	69	44	40	11	4	30	0	56	.303	2	1	6
SERIES 3	@ Iowa	4/11 - 4/16																								
SERIES 4	GWINNETT	4/18 - 4/23																								
SERIES 5	@ Nashville	4/25 - 4/30																								
SERIES 6	LOUISVILLE	5/2 - 5/7																								
SERIES 7	@ Scranton/WB	5/9 - 5/14																								
SERIES 8	TOLEDO	5/16 - 5/21																								
SERIES 9	@ St. Paul	5/23 - 5/28																								
SERIES 10	MEMPHIS	5/30 - 6/4																								
SERIES 11	@ Indianapolis	6/6 - 6/11																								
SERIES 12	COLUMBUS	6/13 - 6/18																								
SERIES 13	@ Rochester	6/20 - 6/25																								
SERIES 14	IOWA	6/28 - 7/3																								
SERIES 15	@ Gwinnett	7/4 - 7/9																								
SERIES 16	INDIANAPOLIS	7/14 - 7/16																								
SERIES 17	ST. PAUL	7/18 - 7/23																								
SERIES 18	@ Columbus	7/25 - 7/30																								
SERIES 19	@ Louisville	8/1 - 8/6																								
SERIES 20	IOWA	8/8 - 8/13																								
SERIES 21	@ Toledo	8/15 - 8/20																								
SERIES 22	ST. PAUL	8/22 - 8/27																								
SERIES 23	LOUISVILLE	8/29 - 9/3																								
SERIES 24	@ Iowa	9/5 - 9/10																								
SERIES 25	INDIANAPOLIS	9/12 - 9/17																								
SERIES 26	@ Columbus	9/19 - 9/24																								

 SERIES WINS: 1 (On Road)

 SERIES LOSSES: 1 (At Home)

 SERIES SPLITS: 0

THE LAST TIME THE STORM CHASERS

THREW A PERFECT GAME	
THREW A 9-INNING NO-HITTER	6/20/1988 vs. Columbus (Luis Aquino, 2-0 win)
THREW A 7-INNING NO-HITTER	7/13/1990 @ Iowa [G1] (Gene Walter, 3-0 win)
THREW A COMBINED NO-HITTER	4/17/1997 vs. Oklahoma City (Jim Converse and Allen McDill, 2-0 win)
THREW A COMBINED 1-HITTER (9 INNINGS)	8/26/2019 vs. Nashville (5-0 Win)
THREW A COMBINED 1-HITTER (7 INNINGS)	Pitchers: Arnaldo Hernandez (8.0 IP), Gabe Speier (1.0 IP)
THREW A COMBINED 2-HITTER (9 INNINGS)	6/12/2022 vs. Lehigh Valley (10-0 Win)
Pitchers: Zack Greinke (5.0 IP), Andrés Núñez (1.0 IP), Marcelo Martínez (2.0 IP) & Brad Peacock (1.0 IP)	
THREW A COMBINED 2-HITTER (7 INNINGS)	
GOT NO-HIT (9 INNINGS)	June 7, 2017 vs. Nashville (4-0 Loss)
Pitchers: Chris Smith, Sean Doolittle, Tucker Healy and Simon Castro,	
GOT NO-HIT (LESS THAN 9 INNINGS)	6/29/2008 vs. Oklahoma [G1] (Dustin Nippert, 2-0 loss)
GOT 1-HIT	8/15/2021 vs. Iowa (10-0 Loss)
GOT 2-HIT	8/17/2022 @ Louisville (4-3 Loss)
THREW A COMBINED 9-INNING SHUTOUT	8/12/2022 @ Toledo (5-0 Win)
Pitchers: Drew Parrish (6.0 IP), Collin Snider (2.0 IP), Sam Freeman (1.0 IP)	
THREW SHUTOUTS IN 3 STRAIGHT GAMES	8/7/2018 vs. Salt Lake and 8/9 and 8/10/2018 @ Round Rock (5-0, 9-0, 2-0)
THREW BACK-TO-BACK SHUTOUTS	8/9 and 8/10/2018 @ Round Rock (9-0 Win & 2-0 Win)
GOT SHUT OUT (9 INNINGS)	8/5/2022 vs. St. Paul (5-0 Loss)
GOT SHUT OUT IN BACK-TO-BACK GAMES	7/23 and 7/24/2022 vs. Iowa (10-0 Loss, 7-0 Loss)
GOT SHUT OUT IN 3 STRAIGHT GAMES	
GOT SHUT OUT (LESS THAN 9 INNINGS)	5/28, 2022 @ Louisville [G2] (3-0 Loss)
WON 10 GAMES IN A ROW	June 5 to June 16, 2012
WON 9 GAMES IN A ROW	May 22 to June 1, 2021
WON 8 GAMES IN A ROW	May 23 to May 30, 2010
WON 7 GAMES IN A ROW	July 21 to July 26, 2015
WON 6 GAMES IN A ROW	August 25 to August 31, 2021
LOST 10 GAMES IN A ROW	August 6 to August 16, 2006
LOST 8 GAMES IN A ROW	June 6 to June 14, 2016
LOST 7 GAMES IN A ROW	April 20 to April 28, 2019
LOST 6 GAMES IN A ROW	May 4 to May 9, 2018
STRUCK OUT 19+ OPPOSING HITTERS	5/6/2021 vs. St. Paul (19)
STRUCK OUT 17+ OPPOSING HITTERS	5/6/2021 vs. St. Paul (19)
STRUCK OUT 15+ OPPOSING HITTERS	9/22/2022 vs. Iowa (15)
STRUCK OUT 10+ OPPOSING HITTERS	4/12/2023 @ Iowa (10)
SCORED 20+ RUNS IN ONE GAME	7/4/2022 vs. Toledo (20)
SCORED 15+ RUNS IN ONE GAME	7/4/2022 vs. Toledo (20)
SCORED 10+ RUNS IN ONE GAME	4/12/2023 @ Iowa (10)
ALLOWED 20+ RUNS IN ONE GAME	9/11/2021 @ St. Paul (21)
ALLOWED 15+ RUNS IN ONE GAME	9/11/2022 vs. Indianapolis (19)
ALLOWED 10+ RUNS IN ONE GAME	4/13/2023 @ Iowa (14)
HAD 27+ HITS IN ONE GAME	7/4/2022 vs. Toledo (27)
HAD 25+ HITS IN ONE GAME	7/4/2022 vs. Toledo (27)
HAD 20+ HITS IN ONE GAME	7/4/2022 vs. Toledo (27)
HAD 15+ HITS IN ONE GAME	4/1/2023 vs. Indianapolis (16)
HAD 10+ HITS IN ONE GAME	4/12/2023 @ Iowa (12)
ALLOWED 22+ HITS IN ONE GAME	8/2/2019 @ Reno (23)
ALLOWED 20+ HITS IN ONE GAME	8/2/2019 @ Reno (23)
ALLOWED 15+ HITS IN ONE GAME	4/13/2023 @ Iowa (15)
ALLOWED 10+ HITS IN ONE GAME	4/13/2023 @ Iowa (15)
WALKED 14+ TIMES IN ONE GAME	4/14/2022 vs. Louisville (14)
WALKED 10+ TIMES IN ONE GAME	9/22/22 vs. Iowa (12)
WALKED 8+ TIMES IN ONE GAME	3/31/2023 @ Indianapolis (9)
ALLOWED 13+ WALKS IN ONE GAME	5/8/2007 vs. Sacramento (13)
ALLOWED 10+ WALKS IN ONE GAME	9/21/2022 vs. Iowa (11)
ALLOWED 8+ WALKS IN ONE GAME	4/6/2023 vs. Toledo (8)
HIT 9+ HOME RUNS IN A GAME	7/3/2022 vs. Toledo (9)
HIT 7+ HOME RUNS IN A GAME	7/3/2022 vs. Toledo (9)
HIT 5+ HOME RUNS IN A GAME	7/3/2022 vs. Toledo (9)
HIT 3+ HOME RUNS IN A GAME	4/12/2023 @ Iowa (4)
ALLOWED 7+ HOME RUNS IN A GAME	9/5/2021 vs. Toledo (7)
ALLOWED 5+ HOME RUNS IN A GAME	4/27/2022 vs. Toledo (5)
ALLOWED 3+ HOME RUNS IN A GAME	4/9/2023 vs. Toledo (3)
HAD 2 PLAYERS HIT 2 HOME RUNS IN A GAME	Nate Eaton & Roman Quinn, 7/4/2022 vs. Toledo (20-6 win)
HIT BACK-TO-BACK HOME RUNS	4/5/2023 vs. Toledo, 6th Inning (7-6 loss)
	Tyler Gentry (3-run) & Logan Porter (solo)
HIT 3 STRAIGHT HOME RUNS	5/21/2021 @ Iowa, 9th Inning (9-8 loss)
	Anderson Miller (2-run), Sebastian Rivero (solo), Gabriel Cancel (solo)
SCORED 10+ RUNS IN AN INNING	12 Runs, 2nd Inning - 4/8/2019 @ Memphis (14-3 win)
SCORED 7+ RUNS IN AN INNING	7 Runs, 8th Inning - 4/2/2023 @ Indianapolis (19-9 loss)
SCORED 5+ RUNS IN AN INNING	6 Runs, 3rd Inning - 4/8/2023 vs. Toledo (13-9 win)
SCORED 5+ RUNS IN AN EXTRA INNING	
ALLOWED 10+ RUNS IN AN INNING	10 Runs, 6th Inning - 7/16/2012 vs. Oklahoma City (16-6 loss)
ALLOWED 7+ RUNS IN AN INNING	8 Runs, 4th Inning - 9/11/2022 vs. Indianapolis (19-9 loss)
ALLOWED 5+ RUNS IN AN INNING	6 Runs, 2nd Inning - 4/13/2023 @ Iowa (14-1 Loss)
ALLOWED 5+ RUNS IN AN EXTRA INNING	
WON A GAME BY 15+ RUNS	14 Runs - 7/4/2023 vs. Toledo (20-6 win)
WON A GAME BY 10+ RUNS	11 Runs - 4/1/2023 vs. Indianapolis (12-1 win)
LOST A GAME BY 15+ RUNS	16 Runs - 9/11/2022 vs. Indianapolis, (19-3 loss)
LOST A GAME BY 10+ RUNS	13 Runs - 4/13/2023 @ Iowa (14-1 Loss)
SCORED 12+ RUNS IN CONSECUTIVE GAMES	9/25/2021 and 9/26/2021 vs. Indianapolis (12-3 Win & 17-12 loss)
SCORED 10+ RUNS IN CONSECUTIVE GAMES	6/26/2022 vs. Columbus & 6/28/2022 @ St. Paul (17-4 Win, 11-2 win)
SCORED JUST ONE RUN WITHOUT AN RBI	5/4/2019 vs. Iowa (6-1 loss)
SCORED MULTIPLE RUNS WITHOUT AN RBI	4/30/2018 @ Iowa (10-3 loss)
SCORED MORE RUNS THAT RECORDED HITS	4/8/2023 vs. Toledo (13-8 win, 13 R on 12 H)
TURNED 6 DOUBLE PLAYS IN ONE GAME	8/25/08 vs. New Orleans
TURNED 5 DOUBLE PLAYS IN ONE GAME	4/1/2023 vs. Indianapolis
TURNED 4 DOUBLE PLAYS IN ONE GAME	8/24/2022 vs. Scranton/Wilkes-Barre
TURNED 3+ DOUBLE PLAYS IN ONE GAME	4/1/2023 vs. Indianapolis (3)
TURNED A TRIPLE PLAY	6/3/1992 @ Denver, 1st Inning (3-2 win)
HIT INTO A TRIPLE PLAY	5-4-3 (Fielders: Sean Berry to Stu Cole to Jeff Conine Batter: Jim Tatum)
	4/17/2015 vs. New Orleans, Cheslor Cuthbert, 1st Inning (5-3 loss)
	5-3-4-6-5-3 (Fielders: Derek Dietrich to Justin Bour to Scott Sizemore to Miguel Rojas to Dietrich to Bour)
COMMITTED 6 ERRORS	5/10/2012 @ Sacramento
COMMITTED 5 ERRORS	4/16/2006 @ Memphis
COMMITTED 4 ERRORS	6/29/2022 @ St. Paul
COMMITTED 3+ ERRORS	4/9/2023 vs. Toledo (3)
EVERY STORM CHASER IN THE STARTING LINEUP HAD A HIT	
EVERY STORM CHASER IN THE STARTING LINEUP SCORED A RUN	4/1/2023 vs. Indianapolis
EVERY STORM CHASER IN THE STARTING LINEUP HAD A HIT AND SCORED A RUN	
LINEUP BATTED AROUND TWICE IN ONE GAME	
WON ON THE LAST AT-BAT OF THE GAME (WALK-OFF WIN)	9/22/2022 vs. Iowa (5-4 Win, 13 innings)
LOST ON THE LAST AT-BAT OF THE GAME (WALK-OFF LOSS)	8/17/2022 @ Louisville (4-3 Loss, 9 innings)
PLAYED BACK-TO-BACK EXTRA-INNING GAMES	
WON BOTH GAMES OF A DOUBLEHEADER	8/22/2022 vs. Scranton/Wilkes-Barre (9-4 Win & 12-10 Win)
PITCHED SHUTOUTS IN BOTH GAMES OF A DOUBLEHEADER	
LOST BOTH GAMES OF A DOUBLEHEADER	

THE LAST TIME AN OMAHA HITTER...

HAD 6 HITS IN ONE GAME	Matt Diaz, 7/27/2005 @ Portland
HAD 5 HITS IN ONE GAME	Dairon Blanco, 9/15/2022 @ Columbus
HAD 4 HITS IN ONE GAME	Freddy Fermin, 4/11/2023 @ Iowa
HAD 3 HITS IN ONE GAME	Samad Taylor, 4/12/2023 @ Iowa
HIT 3 HOME RUNS IN ONE GAME	Ryan McBroom, 6/13/2021 @ St. Paul
HIT 2 HOME RUNS IN ONE GAME	Freddy Fermin, 4/8/2023 @ Toledo
HIT 2 TRIPLES IN ONE GAME	Angel Franco, 5/6/2016 @ Iowa
HIT 4 DOUBLES IN ONE GAME	Jordan Parraz, 5/18/2010 @ Las Vegas
HIT 3 DOUBLES IN ONE GAME	Dairon Blanco, 9/15/2022 @ Columbus
HIT 2 DOUBLES IN ONE GAME	Brewer Hicklen, 9/26/2022 @ St. Paul
HIT A GRAND SLAM	Brent Rooker, 9/26/2022 @ St. Paul
HIT AN INSIDE-THE-PARK HOME RUN	Bobby Witt Jr., 9/8/2021 @ St. Paul
LED OFF A HOME GAME WITH A HOME RUN	Drew Waters, 8/3/2022 @ St. Paul
LED OFF A ROAD GAME WITH A HOME RUN	Drew Waters, 8/16/2022 @ Louisville
HIT A PUNCH-HIT HOME RUN	Elier Hernandez, 5/22/2019 vs. Iowa
HIT A WALK-OFF HOME RUN	Nate Eaton, 5/31/2022 vs. Indianapolis
HIT A WALK-OFF GRAND SLAM	Jimmy Govern, 5/7/2022 vs. Columbus
HIT A WALK-OFF PUNCH-HIT HOME RUN	Chad Santos, 8/23/2005 vs. New Orleans
HIT FOR THE CYCLE	Jimmy Paredes, 5/12/2014 vs. New Orleans
HAD 11 RBI IN ONE GAME	Mike Moustakas, 8/30/2010 vs. Round Rock
HAD 9 RBI IN ONE GAME	Brett Eibner, 4/9/2014 vs. Memphis
HAD 8 RBI IN ONE GAME	Jimmy Paredes, 5/12/2014 vs. New Orleans
HAD 7 RBI IN ONE GAME	Brett Hayes, 4/14/2013 vs. Nashville
HAD 6 RBI IN ONE GAME	Freddy Fermin, 4/8/2023 vs. Toledo
HAD 5 RBI IN ONE GAME	Jakson Reetz, 4/1/2023 @ Indianapolis
HAD 4 RBI IN ONE GAME	Brent Rooker, 9/26/2022 @ St. Paul
SCORED 5 RUNS IN ONE GAME	Brett Eibner, 5/12/2014 vs. New Orleans
SCORED 4 RUNS IN ONE GAME	Maikel Garcia, 9/15/2022 @ Columbus
SCORED 3 RUNS IN ONE GAME	Tyler Gentry, 4/12/2023 @ Iowa
WALKED 4 TIMES IN ONE GAME	MJ Melendez, 8/22/202 vs. Columbus
WALKED 3 TIMES IN ONE GAME	Maikel Garcia, 4/6/2023 vs. Toledo
STOLE 4 BASES IN ONE GAME	Jarrod Dyson, 6/10/2013 @ Nashville
STOLE 3 BASES IN ONE GAME	Drew Waters, 7/27/2022 @ Syracuse
STOLE 2 BASES IN ONE GAME	Tucker Bradley, 3/31/2023 @ Indianapolis
STRUCK OUT 5 TIMES IN ONE GAME	Drew Waters, 8/10/2022 @ Toledo
STRUCK OUT 4 TIMES IN ONE GAME	Brewer Hicklen, 9/16/2022 @ Columbus
STRUCK OUT 3 TIMES IN ONE GAME	Maikel Garcia, 4/12/2023 @ Iowa
REACHED BASE 6 TIMES IN ONE GAME	Nicky Lopez, 7/27/2018 @ Fresno
REACHED BASE 5 TIMES IN ONE GAME	Dairon Blanco, 9/15/2022 @ Columbus
REACHED BASE 4 TIMES IN ONE GAME	Tyler Gentry, 4/12/2023 @ Iowa
REACHED BASE IN EVERY TRIP TO THE PLATE (6 PA)	Brett Eibner, 4/9/2014 vs. Memphis
REACHED BASE IN EVERY TRIP TO THE PLATE (5 PA)	Drew Waters, 7/27/2022 @ Syracuse
REACHED BASE IN EVERY TRIP TO THE PLATE (4 PA)	Freddy Fermin, 4/11/2023 @ Iowa
HAD 2 HOME RUNS IN THE SAME INNING	Brett Eibner: 5th inning, 5/12/2015 vs. Memphis
HAD 2 DOUBLES IN THE SAME INNING	Clay Dungan: 6th inning, 6/26/2022 vs. Columbus
HAD 2 HITS IN THE SAME INNING	Samad Taylor and Maikel Garcia: 8th inning, 4/2/2023 @ Indianapolis
REACHED 2 TIMES IN THE SAME INNING	Samad Taylor and Maikel Garcia: 8th inning, 4/2/2023 @ Indianapolis
SCORED 2 RUNS IN THE SAME INNING	Brewer Hicklen: 6th inning, 8/26/2022 vs. Scranton/WB
HIT HOME RUNS IN 6 STRAIGHT GAMES	Steve Sisco, June 13 to June 21, 1998
HIT HOME RUNS IN 5 STRAIGHT GAMES	Cory Aldridge, July 27 to August 8, 2009
HIT HOME RUNS IN 4 STRAIGHT GAMES	Nick Pratto, August 19 to August 22, 2021
HIT HOME RUNS IN 3 STRAIGHT GAMES	Brent Rooker, September 23 to September 26, 2022
HIT HOME RUNS IN BACK-TO-BACK GAMES	Nick Loftin, April 12 and 13 @ Iowa, 2023
HIT HOME RUNS IN BOTH GAMES OF A DOUBLEHEADER	Nick Pratto, 4/7/2022 @ Indianapolis
HIT HOME RUNS FROM BOTH SIDES OF THE PLATE, GAME	Tim Raines Jr., 8/20/2009 @ Tacoma
HIT HOME RUN IN FIRST OMAHA AT-BAT	Jakson Reetz, 8/28/2022 vs. Scranton/WB [G1]
HAD 2+ HITS IN 7 STRAIGHT GAMES	Johnny Givonetella, August 3 to August 14, 2014
HAD 2+ HITS IN 6 STRAIGHT GAMES	Dairon Blanco, September 10 to September 17, 2022
HAD 2+ HITS IN 5 STRAIGHT GAMES	MJ Melendez, September 25 to October 2, 2021
HAD A 20+ GAME HITTING STREAK	Frank Schwindel, 20 Games: July 22 to August 13, 2018
HAD A 18+ GAME HITTING STREAK	Frank Schwindel, 20 Games: July 22 to August 13, 2018
HAD A 16+ GAME HITTING STREAK	Frank Schwindel, 20 Games: July 22 to August 13, 2018
HAD A 14+ GAME HITTING STREAK	Dairon Blanco, 15 Games: May 15 to July 10, 2022
HAD A 12+ GAME HITTING STREAK	Dairon Blanco, 15 Games: May 15 to July 10, 2022
HAD A 40+ GAME REACHED BASE STREAK	Shane Costa, 46 Games: April 14 to August 8, 2007
HAD A 35+ GAME REACHED BASE STREAK	Alex Gordon, 39 Games: May 9 to June 9, 2010
HAD A 30+ GAME REACHED BASE STREAK	Freddy Fermin, 33 Games: August 3 to September 15, 2022
HAD A 25+ GAME REACHED BASE STREAK	Freddy Fermin, 33 Games: August 3 to September 15, 2022
HAD A 20+ GAME REACHED BASE STREAK	Freddy Fermin, 33 Games: August 3 to September 15, 2022
THREW A 1-HITTER (9 INNINGS)	Luis Mendoza, 7/18/2011 @ Memphis
THREW A 1-HITTER (7 INNINGS)	
THREW A 2-HITTER (9 INNINGS)	Jeff Suppan, 6/21/2011 @ Nashville
THREW A 2-HITTER (7 INNINGS)	Arnaldo Hernandez, 7/21/2018 vs. Round Rock [G1]
THREW A 9-INNING COMPLETE GAME SHUTOUT	Luis Mendoza, 7/18/2011 @ Memphis
THREW A 7-INNING COMPLETE GAME SHUTOUT	Jake Kalish, 7/2/2018 vs. Nashville [G1]
THREW A 5-INNING COMPLETE GAME SHUTOUT	Anthony Lerew, 8/31/2010 vs. Round Rock
THREW A 9-INNING COMPLETE GAME	Arnaldo Hernandez, 8/15/2018 vs. Oklahoma City
THREW AN 8-INNING COMPLETE GAME	John Lannan, 6/16/2016 @ Oklahoma City
THREW A 7-INNING COMPLETE GAME	Austin Cox, 8/28/2022 vs. Scranton/WB [G1]
THREW A 6-INNING COMPLETE GAME	Matt Wright, 8/8/2008 @ Nashville [G2]
THREW A 5-INNING COMPLETE GAME	Trevor Oaks, 8/6/2018 vs. Salt Lake
STRUCK OUT 12 IN A GAME	Jakob Junis, 5/26/2017 @ Nashville
STRUCK OUT 11 IN A GAME	John Lamb, 7/9/2014 vs. Iowa
STRUCK OUT 10 IN A GAME	Jackson Kowar, 7/3/2021 @ St. Paul
WALKED 7 IN A GAME	Josh Staumont, 5/24/2017 @ Nashville
WALKED 6 IN A GAME	Drew Parrish, 6/22/2022 vs. Columbus
WALKED 5 IN A GAME	Drew Parrish, 9/16/2022 @ Columbus
ALLOWED 6 HOME RUNS IN A GAME	Matt Wright, 8/18/2007 vs. Albuquerque
ALLOWED 5 HOME RUNS IN A GAME	Christian Binford, 7/2/2017 vs. Colorado Springs
ALLOWED 4 HOME RUNS IN A GAME	Jake Kalish, 9/24/2021 vs. Indianapolis
ALLOWED 3 HOME RUNS IN A GAME	Daniel Mengden, 9/20/2022 vs. Iowa
ALLOWED 2 HOME RUNS IN A GAME	Jonathan Heasley, 4/13/2023 @ Iowa
THREW 120+ PITCHES IN A GAME	Brett Tomko, 5/8/2014 @ Round Rock (127)
THREW 115+ PITCHES IN A GAME	Luke Farrell, 6/8/2017 vs. Nashville (116)
THREW 110+ PITCHES IN A GAME	Christian Binford, 9/3/2017 vs. Iowa (110)
THREW 100+ PITCHES IN A GAME	Austin Cox, 9/22/2022 vs. Iowa (100)
THREW 95+ PITCHES IN A GAME	Austin Cox, 9/22/2022 vs. Iowa (100)
THREW 90+ PITCHES IN A GAME	Jonathan Heasley, 4/7/2023 vs. Toledo (92)
WON HIS OMAHA DEBUT	Alec Marsh, 9/23/2022 vs. Iowa
THREW A AN IMMACULATE INNING	Anthony Swarzak, 6/3/2021 vs. Iowa



MIKE JIRSCHLE WINS 1000TH GAME AS OMAHA MANAGER

PAPILLION, Neb. – The Omaha Storm Chasers are excited to congratulate manager **Mike Jirschele** on his 1000th win managing the Triple-A Omaha franchise, as the Storm Chasers beat the Toledo Mud Hens 13-8 Saturday afternoon at Werner Park.

Now in his third stint at the helm of the Omaha Triple-A club, 2023 marks Jirschele's 32nd season with the Royals organization, his 18th as a Minor League manager (all within Kansas City's system) and 15th as the skipper at Triple-A Omaha.

Jirschele first managed the Omaha Royals from 1995 to 1997, a period where he won 216 games over three seasons. After a stint as a Minor League roving instructor for the Kansas City Royals from 1998 to 2002, Jirschele returned to Omaha in 2003 and managed the club again for 11 more seasons through 2013, a season that ended with a Triple-A National Championship. With 995 wins over his first two stints and 14 seasons with the Omaha Royals and Storm Chasers, "Jirsch" returned to Werner Park in 2023 to manage the club and entered the season five wins away from his 1,000th with the organization.

With a season-opening weekend sweep over Indianapolis March 31 – April 2 and a 9-4 win over Toledo on Friday, April 7, Jirschele entered Saturday one win away from the milestone and secured the victory, thanks to a four-homer effort from the Omaha offense.

*"1,000 wins is a really big number at the highest level in our organization. It shows the impact he's had on so many players and his impact on the Kansas City Royals organization itself," said Kansas City Royals Director of Player Development **Mitch Maier**. "When you start looking at the grand scale, the impact is what comes to mind for me – for the organization, direct impact for players who put on the uniform in Kansas City. It's a major impact for the organization and the players at the highest level before reaching the Major Leagues.*

"I think of Jirsch when I think of loyalty and growing this game. 1,000 wins and all the players that were a part of those teams he managed make you realize how much time and commitment he has given to the game."

Jirschele's first win in Omaha came as a 36-year-old on Thursday, April 6, 1995, an 8-7 win in 13 innings over the Iowa Cubs at Rosenblatt Stadium. His 500th win with Omaha took place 12 years later, in the second game of a doubleheader on May 15, 2007, a 2-1 win over the Fresno Grizzlies in seven innings at Rosenblatt Stadium.

Having managed three seasons in the Royals organization (1992-1994) prior to leading the Triple-A Omaha club, Jirschele picked up his 1000th overall managerial win on May 23, 2011. That season, he won the Mike Coolbaugh Award for "outstanding baseball work ethic, knowledge of the game and skill in mentoring young players on the field." He is also a four-time recipient of Kansas City's Dick Howser Award (1992, 1994, 2005, 2011), which recognizes outstanding work in player development within the Royals organization.

*"The affect that Jirsch has had in Omaha and throughout professional baseball is vast," said Storm Chasers President **Martie Cordaro** said. "Not only has he positively impacted players and coaches lives, but front office staff and fans as well. Having worked with Jirsch for seven plus seasons, I can tell you that his efforts he has committed to the Royals' organization are unrivaled. His jersey, number 23, is retired in Omaha for many reasons and 1,000 wins is yet another example."*

After making the playoffs with the Omaha Royals in 1995 and 1996, Jirschele returned the club to the postseason in the first year at Werner Park in 2011. In his second stint as Omaha's manager, Jirschele led the team to four division titles, three consecutive trips to the Pacific Coast League Championship Series (2011-2013), two PCL titles (2011, 2013) and the team's first of two Triple-A National Championships (2013).

Jirschele joined the Royals' Major League coaching staff on October 25, 2013 and was named Kansas City's third base coach on May 29, 2014. He spent six seasons in that position through the 2019 season and won the World Series in 2015. Prior to returning to Omaha in 2023, he most recently served as the bench coach under manager **Chris Widger** during the 2022 season with the Northwest Arkansas Naturals (Royals Double-A Affiliate). He spent the 2021 season as Widger's bench coach for the High-A Central champion Quad Cities River Bandits (Royals High-A Affiliate) and served as Special Assistant to the General Manager in 2020.

He began his coaching career in 1990 as a player-coach for Class-A Appleton, then served as a coach the following year in 1991, both seasons under manager **Joe Breeden**. Jirschele began his managerial career in 1992 as the manager of the Gulf Coast League Royals (Royals Rookie Affiliate) and was named GCL Manager of the Year, as he led the team to a 41-18 record and league title. After managing the Midwest League's Rockford Royals (Royals Class-A affiliate) to a playoff appearance in 1993, Jirschele led the Carolina League's Wilmington Blue Rocks (Royals Advanced-A affiliate) to a 94-44 record and Mills Cup Championship in 1994, named Minor League Manager of the Year by The Sporting News, also his first of four seasons as the Dick Howser Award recipient.

Originally selected by the Texas Rangers in the 5th round of the 1977 June Amateur Draft, he played 999 Minor League games over 13-plus seasons in the Rangers and Royals systems, including 23 games for the Omaha Royals between 1988 and 1989. When he was named Omaha's manager in 1995, he became the third former Omaha player (of now six) to go on to manage the club.

The Omaha Storm Chasers will honor the milestone throughout the remainder of the season, including when the team returns home to Werner Park the week of April 18-23 for a series against the Gwinnett Strippers. More details will be released closer to the date.