



GAME NOTES

NORTHWEST ARKANSAS NATURALS

3000 GENE GEORGE BLVD • SPRINGDALE, AR 72762 • PH: 479.927.4900 • FAX: 479.756.8088

WWW.NWANATURALS.COM



/NATURALS



NWANATURALS



@NWANATURALS

NORTHWEST ARKANSAS NATURALS (22-34, 53-71) @ TULSA DRILLERS (23-33, 63-60)

RHP Alec Marsh (22 GS, 1-13, 7.70 ERA) @ RHP Nick Nastrini (3 GS, 1-1, 3.24 ERA)

Sunday, September 4th, 2022 • 6:05 PM (CT) First Pitch • ONEOK Field • Tulsa, Oklahoma

Game 125 of 137 • Road Game 63 of 69 • Road Record: 29-33 • Night Game Record: 42-60 • North Division Record: 33-49 • 2nd Half Record: 22-34

Streak: W1 • Last 5: 3-2 • Last 10: 5-5 • Home Record: 24-38 • Day Game Record: 11-11 • South Division Record: 20-22 • 1st Half Record: 31-37

Listen: www.milb.com/northwest-arkansas/fans/audio-listen-live • Watch: MilB.tv



UPCOMING GAMES & PITCHING PROBABLES

| | | | |
|------------------------------|-----------|--------------|-----------|
| Tuesday, September 6, 2022 | @ Wichita | 7:05 p.m. CT | TBD @ TBD |
| Wednesday, September 7, 2022 | @ Wichita | 7:05 p.m. CT | TBD @ TBD |
| Thursday, September 8, 2022 | @ Wichita | 7:05 p.m. CT | TBD @ TBD |

BY THE NUMBERS

(UNDERLINE INDICATES MLB LEADER) (BOLD INDICATES DOUBLE-A LEADER) (ITALICS INDICATES DOUBLE-A WORST)

| | | | |
|------------------|-------------|-------------------|-------------------|
| 259 (7th) < AVG | 246 (10th) | 6.04 (9th) | ERA > 5.06 (5th) |
| 722 (3rd) < R | 633 (10th) | 1.68 (10th) | WHIP > 1.48 (4th) |
| 1,088 (6th) < H | 996 (10th) | 273 (8th) | AVG > .245 (3rd) |
| 149 (7th) HR | 182 (1st) | 1084.0 (7th) < IP | 1057.0 (10th) |
| 574 (4th) < BB | 486 (8th) | 1.165 (8th) | H > 989 (2nd) |
| 1,170 (9th) K | 1,137 (5th) | 819 (10th) | R > 662 (5th) |
| 162 (1st) < SB | 83 (9th) | 157 (8th) | HR > 133 (5th) |
| 353 (4th) < OBP | 334 (10th) | 651 (10th) | BB > 576 (8th) |
| 426 (7th) < SLG | 439 (72nd) | 1,106 (7th) | K > 1,213 (1st) |
| 779 (75th) < OPS | 773 (7th) | 6 (75th) | SHO > 7 (73rd) |

SERIES HISTORY

| | |
|----------------------------|----------------|
| NWA ALL-TIME vs. Drillers | 195-210 (.481) |
| NWA ALL-TIME in Springdale | 106-98 (.520) |
| NWA ALL-TIME in Tulsa | 89-112 (.443) |
| 2022 vs. Drillers | 13-10 (.565) |
| 2022 in Springdale | 6-6 (.500) |
| 2022 in Tulsa | 7-4 (.636) |

| DATE | H/R | SCORE | WIN | LOSS | SAVE |
|-----------|-----|-------------|----------------|---------------|----------------|
| 6/7/22 | R | L, 5-2 | G. Stone | N. Murdock | - |
| 6/9/22 G1 | R | W, 5-3 (7) | C. Chamberlain | J. Adames | J. Dipoto |
| 6/9/22 G2 | R | W, 3-0 (7) | A. Veneziano | L. Knack | - |
| 6/10/22 | R | W, 13-4 | W. Pennington | J. Hernandez | - |
| 6/11/22 | R | L, 9-4 | A. Gamboa | A. Marsh | - |
| 6/12/22 | R | W, 13-4 | A. Sottillet | G. Stone | Y. Del Rosario |
| 7/4/22 | H | W, 7-6 (10) | E. Skoglund | G. Zuniga | - |
| 7/6/22 | H | W, 12-4 | A. Zepa | K. Hurt | - |
| 7/7/22 | H | L, 3-0 | G. Stone | D. Biasi | J. Leasure |
| 7/8/22 | H | L, 3-2 | J. Rooney | N. Murdock | G. Varland |
| 7/9/22 | H | W, 6-3 | Z. Haake | K. Malisheski | A. Sottillet |
| 7/8/22 | H | L, 6-3 | B. Miller | A. Marsh | K. Curtis |
| 8/2/22 | H | W, 9-5 | C. Chamberlain | K. Curtis | Y. Del Rosario |
| 8/3/22 | H | W, 6-4 | S. Woods Jr. | B. Miller | J. Dipoto |
| 8/4/22 | H | L, 23-7 | G. Varland | Z. Haake | - |
| 8/5/22 | H | L, 12-9 | K. Curtis | W. Pennington | A. Avelino |
| 8/6/22 | H | L, 9-2 | L. Lockhart | A. Marsh | - |
| 8/7/22 | H | W, 8-1 | A. Hoffmann | J. Rooney | - |
| 8/30/22 | R | L, 7-3 | T. Dodson | A. Marsh | - |
| 8/31/22 | R | W, 6-5 | K. Kalich | G. Zuniga | Y. Del Rosario |
| 9/2/22 G1 | R | W, 5-3 (7) | A. Hoffmann | J. Rooney | E. Márquez |
| 9/2/22 G2 | R | L, 12-1 (7) | G. Varland | T. Sikkema | - |
| 9/3/22 | R | W, 8-6 | W. Pennington | N. Robertson | K. Kalich |
| 9/4/22 | R | | | | |

NATURALS PR DEPARTMENT • NATURALSPR@GMAIL.COM

Dustin Dethlefs – Director, Marketing & PR – dustin@nwanaturals.com
 Nicholas Badders – Broadcaster/Media Relations/Baseball Ops – nicholas@nwanaturals.com
 Adam Annaratone – Creative Services Coordinator – adam@nwanaturals.com
 Game Notes Compiled by Nicholas Badders

YESTERDAY'S GAME

| | 1 | 2 | 3 | 4 | 5 | 6 | 7 | 8 | 9 | R | H | E | LO |
|-------------|---|---|---|---|---|---|---|---|---|---|----|---|----|
| NW Arkansas | 0 | 0 | 1 | 0 | 0 | 3 | 1 | 0 | 3 | 8 | 9 | 2 | 5 |
| Tulsa | 1 | 2 | 0 | 0 | 2 | 0 | 0 | 0 | 1 | 6 | 10 | 0 | 10 |

Win: Walter Pennington (5-3) Loss: Nick Robertson (1-3) Save: Kasey Kalich (2-1)

TULSA, OK – Trailing by four runs halfway through the game, the Northwest Arkansas Naturals inched back to tie the game in the seventh, then took the lead with two outs in the ninth inning and held on to beat the Tulsa Drillers 8-6.

- Starting pitcher **Jon Bowlan** did not receive much run support, as the Naturals only managed to score one run in the first five innings, as the right-hander allowed five runs (four earned) over 4.1 innings of work with four strikeouts.
- Right-hander **Jonah Dipoto** followed Bowlan with 2.2 scoreless innings and retired the final seven batters he faced to keep the Naturals within striking distance and provide the opportunity for the team to come back.
- After **Tucker Bradley** singled home a run in the third, the Naturals rallied for three runs in the sixth to bring the score within one. **Luca Tresh** doubled home Bradley, then **John Rave** grounded out to score **Tyler Gentry** and **Seuly Matias** doubled in Tresh.
- Trailing by a run as the seventh inning began, second baseman **Morgan McCullough** wasted no time and tied the game up on the first pitch he saw, with a game-tying home run down the right field line to bring the score to 5-5.
- After Dipoto threw a 1-2-3 seventh and left-hander **Walter Pennington** fired a scoreless eighth inning, the Naturals entered the ninth tied for the second time this week.
- McCullough drew a walk with one out in the ninth and moved up to second on a groundout, then the Drillers intentionally walked Bradley to get to Gentry. Already with two hits in the game, Gentry blasted a three-run homer to left field to put the Naturals up for the first time in the game.
- Tulsa scored a run in the bottom of the ninth against **Kasey Kalich** and the Drillers loaded the bases with two outs to put both the tying and winning runs on, but Kalich won a seven-pitch battle to secure his second strikeout of the inning and finish off the win for the Naturals, an 8-6 victory.

NATURALS HITTING LEADERS

| | |
|-----------------|---------------------------|
| GAMES | Tucker Bradley (109) |
| AT-BATS | Tucker Bradley (394) |
| RUNS | Nick Loftin (78) |
| HITS | Tucker Bradley (116) |
| TOTAL BASES | Tucker Bradley (180) |
| DOUBLES | Maikel Garcia (24) |
| TRIPLES | Bradley & Matias (3) |
| HOME RUNS | Robbie Glendinning (19) |
| RUNS BATTED IN | Robbie Glendinning (76) |
| WALKS | Robbie Glendinning (64) |
| STRIKEOUTS | Robbie Glendinning (153) |
| STOLEN BASES | Maikel Garcia (27) |
| BATTING AVERAGE | Tucker Bradley (.294) |
| ON-BASE % | Tucker Bradley (.383) |
| SLUGGING % | Robbie Glendinning (.461) |
| OPS | Tucker Bradley (.840) |

* INDICATES LEAGUE LEADER // ^ INDICATES DOUBLE-A LEADER // # INDICATES MINOR LEAGUE LEADER

NATURALS PITCHING LEADERS

| | |
|----------------|---------------------------|
| WINS | Del Rosario & Biasi (6) |
| LOSSES | T# Alec Marsh (13) |
| ERA | Anthony Veneziano (6.30) |
| GAMES | Del Rosario & Dipoto (38) |
| STARTS | Marsh & Veneziano (22) |
| COMPLETE GAMES | Anthony Veneziano (1) |
| GAMES FINISHED | Yefri Del Rosario (24) |
| SAVES | Yefri Del Rosario (6) |
| INNINGS | Anthony Veneziano (105.2) |
| HITS | Alec Marsh (121) |
| RUNS | Alec Marsh (92) |
| EARNED RUNS | Alec Marsh (85) |
| HOME RUNS | * Alec Marsh (25) |
| HIT BATTERS | Lacy & Veneziano (8) |
| WALKS | Anthony Veneziano (62) |
| STRIKEOUTS | Alec Marsh (133) |

THIS DAY IN NATURALS HISTORY

The Naturals are 5-2 all-time when playing on September 4

On September 4, 2008, the Northwest Arkansas Naturals played the first postseason game in franchise history, a 4-1 loss to the Arkansas Travelers at Dickey-Stephens Park. After a rainout the day before to push back game one of the North Division Championship Series, the Naturals struck first in the ballgame, as center fielder **Jose Duarte** connected for a solo home run in the third inning. Future Natural **Corey Smith** tied the game with an RBI single in the sixth, then the Travelers struck for three runs in the eighth on a pair of RBI singles to come out on top for the win. Northwest Arkansas starting pitcher **Dan Cortes** delivered a strong outing, with 5.2 innings of one-run ball, followed by 2.0 scoreless innings of relief from **Tim Hamulack**.

HOME/AWAY

| | |
|------------|-------|
| Home Games | 24-38 |
| Away Games | 29-33 |

TIME OF DAY

| | |
|-------------|-------|
| Night Games | 42-60 |
| Day Games | 11-11 |

MONTH

| | |
|-----------|-------|
| April | 9-11 |
| May | 13-12 |
| June | 10-16 |
| July | 8-16 |
| August | 11-15 |
| September | 2-1 |

OPPONENT

| | |
|--------------------|-------|
| vs. Amarillo | 5-7 |
| vs. Arkansas | 6-12 |
| vs. Corpus Christi | 4-8 |
| vs. Frisco | 4-2 |
| vs. Midland | 4-2 |
| vs. San Antonio | 3-3 |
| vs. Springfield | 8-16 |
| vs. Tulsa | 13-10 |
| vs. Wichita | 6-11 |

DAY OF THE WEEK

| | |
|--------------|-------|
| on Monday | 1-0 |
| on Tuesday | 7-12 |
| on Wednesday | 10-9 |
| on Thursday | 4-16 |
| on Friday | 11-12 |
| on Saturday | 9-13 |
| on Sunday | 11-9 |

THIS ROAD TRIP

| | |
|----------------------|---------|
| Record | 3-2 |
| Team Batting Average | (.261) |
| Home Runs | 7 |
| Runs/Runs Per Game | 23/4.60 |
| Team ERA | 5.77 |
| Strikeouts | 40 |
| Saves/Opportunities | 3/4 |

THIS WEEK IN NATURALS BASEBALL

| MONDAY | TUESDAY | WEDNESDAY | THURSDAY | FRIDAY | SATURDAY | SUNDAY |
|-------------|---------------------------|---------------------------|-----------------------|------------------------------------|--------------------------|---------------------------|
| 8/29 OFF | 8/30 @ Tulsa L, 7-3 | 8/31 @ Tulsa W, 6-5 | 9/1 @ Tulsa PPD | 9/2 @ Tulsa W, 5-3 & L, 12-1 | 9/3 @ Tulsa W, 8-6 | 9/4 @ Tulsa 6:05 PM |



FOLLOW THE LEADER

Manager Chris Widger enters his first season at the helm of the Naturals, after previous stops in *Advanced Rookie* Burlington (2019) and *High-A* Quad Cities (2021) managing Royals affiliates.

- 13 of the Naturals' 26 active players played for Widger with the Quad Cities River Bandits last season.
- 3 of the Naturals' 26 active players played under Widger with the Burlington Royals, then in Quad Cities and now in Northwest Arkansas: **Jonah Dipoto**, **Jake Means** and **John Rave**.

EXTREME ENDS OF THE SPECTRUM

When looking at the Naturals' numbers one game to the next, it appears rather black and white with what leads to a win or loss.

- When scoring seven runs or more, the Naturals are 39-10, while when scoring six runs or less, just 14-62.
- The Naturals are 36-15 when recording 10 hits or more, but when they get nine hits or less, are just 17-56.
- The Naturals are 47-14 when out-hitting their opponent or hits are tied, but 6-57 when out-hit by their opponent.
- When the Naturals score first, they are 32-23, whereas 21-48 when the opponent scores first ... the team that scores first in through 124 Naturals games is 80-44 (.645 winning percentage).

ONE RUN GOES A LONG WAY

The Naturals are 7-18 in one-run games this season, meaning 18 of their 71 losses (25.35%) this season have been decided by just one run.

- The Naturals have had the tying run at the plate or on base in 23 losses this season (including 14 of their one-run losses).

Yo, YOU WANNA SEE SOME REAL SPEED?

Through 124 games, the Naturals have stolen 162 bases in 200 attempts (average 1.31 steals/game, 81.00% success rate).

- 161 steals leads the Texas League, ranks fifth in Double-A and tied 30th in the Minors.
- The Naturals have stolen at least one base in 83 of 124 games this season (66.94%), including 41 games with two or more steals ... the team stole a season-high six bases on July 6 vs. Tulsa with a pair of five-steal games as well this season.
- The Naturals have pulled off a double steal 18 times, meaning 36 of 162 steals this year (22.22%) have come on a double-steal.
- Naturals players have stolen multiple bases in a game 17 times, SIX of those occasions being Maikel Garcia ... **Tucker Bradley** had the first three-steal game of the season (and of his career) on July 9 vs. Tulsa.
- Maikel Garcia's** 27 steals (in 30 attempts) still ranks sixth in the Texas League, **Nick Loftin's** 24 (in 27 attempts) ranks eighth in the league.

TUCK(ER) AND ROLL

Naturals outfielder **Tucker Bradley** has been consistent from the start of the season and established himself as one of the team's most reliable hitters.

- Bradley has reached base at least once in 89 of 109 games played this year (82.41%) and reached base multiple times a team-best 56 times, including the last four ... he has hits in 76 of 108 games and has a team-best 33 multi-hit games, with 17 multi-run games and 11 multi-RBI games.
- Bradley's .294 batting average leads qualified Naturals hitters ... his .383 on-base percentage ranks third among Kansas City's minor league hitters, while 116 hits rank tied third, .294 average ranks fourth, 22 doubles are tied fourth, an .840 OPS is fifth, 73 runs scored are sixth, 37 extra-base hits and 180 total bases total bases rank tied sixth, 54 walks are ninth.
- The Georgia native has hit first in the order 40 games this year, which ranks second behind Maikel Garcia (76) ... when hitting first, Bradley is a .283 hitter (45-for-159) with a .390 on-base percentage and .849 OPS.
- Four of Bradley's 11 home runs this year came in the month of August, on 8/20 and 8/21, as well as 8/30 and 8/31 ... four homers last month ties a career-high of home runs in a month, which he also accomplished in May 2022.

Let's Go (ON-BASE) STREAKING!

August was a good month for on-base streaks among Naturals hitters, with five players setting season-best streaks of 10 games or more.

- Outfielder **Tyler Gentry** has reached base in 28 consecutive games, dating back to July 30 ... that is second-longest on-base streak in Naturals history.
- The longest on-base streak in Naturals history belongs to **Jacksson Flores**, who reached in 34 straight games between May 29, 2018 and July 7, 2018 ... over that stretch he hit .343 (47-for-126) with a .412 OBP.
- After Gentry's streak, the next longest active on-base streak is **Luca Tresh's** 12 straight going back to August 13 ... in the second game of Friday's doubleheader, **Robbie Glendinning's** 24-game on-base streak came to an end, while outfielder **John Rave's** 15-game on-base streak ended Saturday night.
- Gentry, Tresh, **CJ Alexander** (9 games), **Angelo Castellano** (8 games) and **Morgan McCullough** (7 games) are all on their longest on-base streaks of the season right now as well.

TYLER, THE CREATOR (OF RUNS)

Naturals outfielder **Tyler Gentry** has been one of the best hitters in the Kansas City Royals' system this season, with an incredible impact since joining the Naturals in June.

- Among qualified full-season Minor League hitters, Gentry ranks 5TH in batting average (.333), while his .432 on-base percentage is 10TH* when you combine his stats between Northwest Arkansas and Quad Cities (A+).
- He is the Royals' organization leader in batting average (.333), slugging percentage (.552) and OPS (.984), while he ranks second in on-base percentage (.432) behind Logan Porter's .439 ... his 119 hits and 197 total bases between the River Bandits and Naturals are each second in the system, 19 home runs are tied second and 76 runs batted in are tied third.
- Gentry has reached base in 56 of 61 games (91.80%), including 28 straight games ... he has hits in 43 of his 61 games with the Naturals, with already 24 multi-hit games.
- In 61 games since his call-up to Double-A on June 14, Gentry is batting .333 (76-for-229) with 13 doubles, 14 home runs and 53 runs batted in, with a 1.002 OPS ... he's driven in at least one run in 31 of 61 games, with 13 multi-RBI games.
- Since arriving in the Texas League, Gentry's 1.002 OPS is the highest in the circuit, while he ranks tied second in runs scored (52), third in batting average (.333), hits (76), total bases (131) and runs batted in (53), and he's tied third with 14 home runs.
- Tyler has compiled the two longest on-base streaks among Naturals hitters this season, including an active 28-game stretch that ranks as the second-longest in franchise history ... since July 30, he is hitting .356 (36-for-101) with 10 extra-base hits and 20 walks, for a .485 on-base percentage over the last 28 games ... it is longest active streak in the Texas League and tied for the fifth-longest this year ... he has hits in 21 of the 28 games.

ALEXANDER THE GREAT

Infielder **CJ Alexander** has quickly heated up at the plate since joining the Naturals in a trade last month from Atlanta.

- When combining his number between the Naturals and Mississippi Braves (Double-A), he has a career-best 24 home runs and 80 runs batted in ... among all Double-A hitters this year, he ranks tied fourth in RBI and tied seventh in home runs.
- In 37 games with the Naturals, the corner infielder is hitting .258 (39-for-151) with 17 extra-base hits (nine home runs) and 37 runs batted in, with 27 runs scored as well.
- He has hits in 25 of 37 games with the Naturals, 13 of which are multi-hit performances, while he's driven in runs in 15 of 37 games, including already 11 multi-RBI games.
- On Thursday, Alexander was named the Naturals' August Player of the Month ... over 21 games in the month of August, Alexander hit .297 (27-for-91) with eight home runs and 29 runs batted in ... *29 RBI led both the Texas League and all Double-A hitters last month, while tied second among all full-season Minor League hitters ... his 8 HR were tied for the league lead, tied third in Double-A and tied tenth in the minors ... 57 total bases last month were tied fourth in Texas League and tied seventh in Double-A.*

NUMERICAL QUICK ROSTER

| # | PLAYER | POS | B/T |
|----|------------------------------|-------|-----|
| 1 | Rave, John | OF | L/L |
| 2 | Cropley, Tyler | C | R/R |
| 4 | McCullough, Morgan | INF | L/R |
| 7 | Guzmán, Jeison | INF | R/R |
| 8 | Hernández, Diego | OF | L/L |
| 9 | Means, Jake | INF | R/R |
| 11 | Tresh, Luca | C | R/R |
| 12 | Bradley, Tucker | OF | L/L |
| 15 | Marsh, Alec | RHP | R/R |
| 13 | Eldred, C.J. | RHP | S/R |
| 16 | Glendinning, Robbie | INF | R/R |
| 17 | Castellano, Angelo | INF | R/R |
| 19 | Gentry, Tyler | OF | R/R |
| 21 | Lacy, Asa (7-IL) | LHP | L/L |
| 22 | Woods Jr., Stephen | RHP | R/R |
| 25 | Matias, Seuly | OF | R/R |
| 26 | Alexander, CJ | INF | L/R |
| 27 | Pennington, Walter | LHP | L/L |
| 28 | Sikkema, T.J. | LHP | L/L |
| 32 | Veneziano, Anthony | LHP | L/L |
| 31 | Márquez, Emilio | LHP | L/L |
| 33 | Klein, Will | RHP | R/R |
| 34 | Hoffmann, Andrew | RHP | R/R |
| 35 | Webb, Nate | RHP | R/R |
| 38 | Biasi, Dante (DEV) | LHP | L/L |
| 39 | Kalich, Kasey | RHP | R/R |
| 40 | Bowlan, Jon | RHP | R/R |
| 44 | Stupienski, Gavin (DEV) | INF/C | L/R |
| 51 | Chamberlain, Christian (DEV) | LHP | L/L |
| 55 | Dipoto, Jonah | RHP | R/R |

ALPHABETICAL QUICK ROSTER

| # | PLAYER | POS | B/T |
|----|------------------------------|-------|-----|
| 26 | Alexander, CJ | INF | L/R |
| 38 | Biasi, Dante (DEV) | LHP | L/L |
| 40 | Bowlan, Jon | RHP | R/R |
| 12 | Bradley, Tucker | OF | L/L |
| 17 | Castellano, Angelo | INF | R/R |
| 51 | Chamberlain, Christian (DEV) | LHP | L/L |
| 2 | Cropley, Tyler | C | R/R |
| 55 | Dipoto, Jonah | RHP | R/R |
| 13 | Eldred, C.J. | RHP | R/R |
| 19 | Gentry, Tyler | OF | R/R |
| 16 | Glendinning, Robbie | INF | R/R |
| 7 | Guzmán, Jeison | INF | S/R |
| 8 | Hernández, Diego | OF | L/L |
| 34 | Hoffmann, Andrew | RHP | R/R |
| 39 | Kalich, Kasey | RHP | R/R |
| 33 | Klein, Will | RHP | R/R |
| 21 | Lacy, Asa (7-IL) | LHP | L/L |
| 31 | Márquez, Emilio | LHP | L/L |
| 15 | Marsh, Alec | RHP | R/R |
| 25 | Matias, Seuly | OF | R/R |
| 4 | McCullough, Morgan | INF | L/R |
| 9 | Means, Jake | INF | R/R |
| 27 | Pennington, Walter | LHP | L/L |
| 1 | Rave, John | OF | L/L |
| 28 | Sikkema, T.J. | LHP | L/L |
| 44 | Stupienski, Gavin (DEV) | INF/C | L/R |
| 11 | Tresh, Luca | C | R/R |
| 32 | Veneziano, Anthony | LHP | L/L |
| 35 | Webb, Nate | RHP | R/R |
| 22 | Woods Jr., Stephen | RHP | R/R |

BATTING

| | |
|----------------|---|
| LEFTIES | 6 |
| RIGHTIES | 7 |
| SWITCH | 1 |

PITCHING

| | |
|----------------|---|
| LEFTIES | 7 |
| RIGHTIES | 9 |

PRO-NUN-SEE-AY-SHUNS

4 MORGAN McCULLOUGH (muh-KULL-uh)

7 JEISON GUZMÁN (Jason GOOZ-mahn)

13 C.J. ELDRED (el-DRID)

16 ROBBIE GLENDINNING (glin-DEN-ing)

17 ANGELO CASTELLANO (kass-tay-AHN-oh)

21 ASA LACY (AY-suh)

25 SEULY MATIAS (soo-lee mah-TEE-as)

28 T.J. SIKKEMA (SICK-um-uh)

31 EMILIO MÁRQUEZ (eh-MEE-lee-oh MAHR-keh-z)

32 ANTHONY VENEZIANO (va-nee-z-ee-ah-no)

38 DANTE BIASI (bee-AW-zee)

39 KASEY KALICH (call-ick)

40 JON BOWLAN (bowl-in)

44 GAVIN STUPIENSKI (stew-PIN-ski)

55 JONAH DIPOTO (dih-POH-to)

BENCH COACH 23: MIKE JIRSCHKE (jursch-LEE)



NATURALS HARDWARE SHELF

Players of the Month

TBD

Pitchers of the Month (1)

- May: LHP Drew Parrish ... started five games and went 3-1 with a 0.59 ERA (2 ER in 30.2 IP) ... only allowed 15 hits and four walks, while striking out 29 opposing hitters ... among qualified Texas League pitchers, threw the most innings and had the lowest ERA and WHIP (0.62), while holding opponents to a .144 average.

Players of the Week (3)

- April 25 to May 1: 2B Michael Massey ... hit .417 (10-for-28) across six games with a league-best 19 total bases and nine runs batted in, while tied for the Texas League lead with 10 hits. His 1.221 OPS ranked third among players with at least 20 at-bats, while his .417 average tied for second among that same group.
- May 23 to May 29: 2B Michael Massey ... hit a league-best .481 (13-for-27) across six games in Midland, while tied for the league lead with 19 total bases. He drove in nine runs as well, doubling three times with one home run, a go-ahead grand slam on May 24 and collected multiple hits in each of the first five games of the series.
- June 27 to July 3: OF Tyler Gentry ... hit .435 (10-for-23) with two doubles, four home runs and 11 runs batted in, which was tied for the most in the league. Recorded 24 total bases with a 1.043 slugging percentage 1.543 OPS.

Pitchers of the Week (5)

- May 2 to May 8: LHP Drew Parrish ... threw 7.0 scoreless innings on May 7 @ Springfield ... held the Cardinals to just two hits and one walk while striking out four. He retired the first eight he faced and the final five, with five 1-2-3 frames.
- May 9 to May 15: LHP Drew Parrish ... threw 7.0 scoreless innings on May 13 vs. Wichita ... held the Wind Surge to just three hits and no walks while striking out nine. Between the second and sixth innings, he retired 13 straight batters, retiring the side 1-2-3 in the first inning, as well as the third through sixth.
- June 6 to June 12: LHP Anthony Veneziano ... threw 7.0 scoreless innings in a complete-game shutout on June 9 @ Tulsa ... held the Drillers to just three hits and one walk while striking out five, on 79 pitches. Retired the final eight hitters he faced and 11 of the last 12, only needing five pitches for a 1-2-3 seventh inning to end the night.
- July 25 to July 31: LHP Dante Biasi ... threw 5.0 scoreless innings on July 27 @ Wichita in an eventual 5-0 shutout win ... held the Wind Surge to just one hits and three walks while striking out five, on 79 pitches, his second straight scoreless start.
- August 22 to August 28: RHP Jon Bowlan ... threw 5.0 scoreless innings on August 28 vs. Springfield in an eventual 7-2 win ... held the Cardinals to just two hits and two walks while striking out two, his first scoreless start.

TOOLS TEAM

Three Naturals players were listed in *Baseball America's* 2022 Best Tools Survey of the Kansas City Royals' organization.

- RHP Will Klein is rated as having the "Best Fastball" in the system.
- LHP Asa Lacy is rated as having the "Best Slider" in the system.
- RF Seuly Matias is rated as having the "Best Outfield Arm" in the system.

QUICK FACTS

| | |
|--------------------------|---|
| Founded | 2008 |
| Colors | Navy Blue, Burgundy, Gold and White |
| League | Texas League (Since 2008) |
| Ownership | Rich Entertainment Group |
| General Manager | Justin Cole (9th Season) |
| Home Ballpark (Capacity) | Arvest Ballpark (7,350, 6,500 seats) |
| Dimensions | LF- 327 LCF- 377 CF- 400 RCF- 378 RF- 325 |
| Wall Heights | LF-LCF: 9 feet CF: 11 feet RCF-RF: 9 feet |

ROSTER BREAKDOWN
















| | | | |
|-------------|-------------------|---|----|
| Age 20 | 0 | Native of Australia | 1 |
| Age 21 | 1 | Native of Dominican Republic | 3 |
| Age 22 | 3 | Native of United States | 24 |
| Age 23 | 4 | Native of Venezuela | 2 |
| Age 24 | 10 | Acquired by Royals via Free Agency | 12 |
| Age 25 | 3 | (International) ...4 (Minor League) ...6 (Undrafted) | 2 |
| Age 26 | 5 | Acquired by Royals via Trade | 5 |
| Age 27 | 3 | Acquired by Royals via First Year Player Draft | 13 |
| Age 28 | 1 | (High School) ...1 (Rounds 1-5) ...7 (2016-18 Drafts) | 2 |
| Age 29 | 0 | (2nd Year/College) ...0 (Rounds 6-10) ...4 (2019 Draft) | 6 |
| Average Age | 24 Years 158 Days | (3rd Year/College) ...12 (Rounds 11-20) ...1 (2020 Draft) | 4 |
| Median Age | 24 | (4th+ Year/College) ...2 (Rounds 21-40) ...3 (2021 Draft) | 1 |

ROYALS TOP-30 PROSPECTS (RANKING ACCORDING TO MLB PIPELINE)

10 of the Naturals 28 active players appear on a Top-30 Royals prospects ranking.

| # | PLAYERS (POSITION) | OVERALL RANKING | BASEBALL AMERICA RANKING |
|----|---------------------------|-----------------|--------------------------|
| 8 | Tyler Gentry (OF) | | Royals 12 th |
| 11 | Asa Lacy (LHP) (7-Day IL) | | Royals 10 th |
| 12 | Jon Bowlan (RHP) | | Royals 8 th |
| 17 | Andrew Hoffmann (RHP) | | Royals 15 th |
| 17 | Luca Tresh (C) | | Royals 18 th |
| 19 | T.J. Sikkema (LHP) | | Royals 25 th |
| 22 | Alec Marsh (RHP) | | Royals 13 th |
| 23 | Diego Hernández (OF) | | Royals 30 th |
| 26 | Tucker Bradley (OF) | | — |

UNIFORM RECORDS

| | | | | | | | |
|--|---|---|--|---|---|---|---|
|  |  |  |  |  |  |  | |
| Navy/Red (37-39) Home: 18-21 Road: 19-18 | Red (10-15) Home: 0-0 Road: 10-15 | White/Navy (4-10) Home: 4-10 Road: 0-0 | Los Naturales Home: 0-2 Road: 0-0 | Growlin' Chickens Home: 1-1 Road: 0-0 | Fauxback Home: 0-1 Road: 0-0 | July 4th Home: 1-0 Road: 0-0 | |
|  |  |  |  |  |  |  |  |
| White (18-19) Home: 18-19 Road: 0-0 | Grey (11-15) Home: 0-0 Road: 11-15 | Navy (23-30) Home: 5-12 Road: 18-18 | Los Naturales Home: 0-2 Road: 0-0 | Growlin' Chickens Home: 1-1 Road: 0-0 | Fauxback Home: 0-1 Road: 0-0 | Star Wars Home: 1-0 Road: 0-0 | Marvel Home: 0-1 Road: 0-0 |
| HOME UNIFORM COMBINATIONS | | | | ROAD UNIFORM COMBINATIONS | | | |
| Navy/Red Hat & White Jersey: 14-14 White Hat & White Jersey: 3-5 Red Hat & White Jersey: 0-0 | | | | Navy/Red Hat & Navy Jersey: 4-7 White Hat & Navy Jersey: 1-5 Red Hat & Navy Jersey: 0-0 | | | |
| Specialty/Theme Uniforms: 2-6 | | | | Navy/Red Hat & Grey Jersey: 7-4 Red Hat & Grey Jersey: 4-11 | | | |
| | | | | Navy/Red Hat & Navy Jersey: 12-14 Red Hat & Navy Jersey: 6-4 | | | |

NATURALS IN-SEASON BIRTHDAYS

APRIL (4)

4/14 – Walter Pennington (24)
4/14 – Jake Means (26)
4/25 – Kasey Kalich (24)
4/28 – Emilio Márquez (24)

MAY (6)

5/6 – Tucker Bradley (24)
5/6 – C.J. Eldred (27)
5/7 – Derrick Lewis (46)
5/14 – Alec Marsh (24)
5/14 – Christian Colón (33)
5/21 – Chris Widger (51)

JUNE (2)

6/2 – Asa Lacy (23)
6/10 – Stephen Woods Jr. (27)

JULY (3)

7/17 – CJ Alexander (26)
7/20 – Christian Chamberlain (23)
7/25 – T.J. Sikkema (24)

AUGUST (2)

8/20 – Noah Murdock (24)
8/20 – Nate Webb (25)

SEPTEMBER (3)

9/1 – Anthony Veneziano (25)
9/3 – Jonah Dipoto (26)
9/4 – Seuly Matias (24)



2022 BREAKING ROSTER

Pitchers (16): LHP Dante Biasi, LHP Holden Capps, RHP Christian Cosby, RHP Yefri Del Rosario, RHP Jonah Dipoto, RHP Zach Haake, LHP Asa Lacy, RHP Alec Marsh, LHP Drew Parrish, LHP Zack Phillips, RHP Ándres Sotillet, LHP Anthony Veneziano, RHP Nate Webb, RHP Zach Willeman, RHP Stephen Woods Jr. and LHP Ángel Zerpa

Catchers (3): Tyler Crolepy, Sebastian Rivero, Logan Porter

Infielders (7): Nate Eaton, Maikel Garcia, Robbie Glendinning, Ryan Grotjohn, Michael Massey, Jake Means, Gavin Stupiensi

Outfielders (4): Tucker Bradley, Nick Loftin, Seuly Matias, John Rave

1st HALF

- 4/4 Kansas City Royals announce Breaking Roster
- 4/8 LHP **Holden Capps** placed on the development list
INF **Gavin Stupiensi** placed on the development list
- 4/12 RHP **Nate Webb** placed on the 7-day injured list
- 4/15 LHP **Holden Capps** activated from the development list
- 4/19 C **Tyler Crolepy** placed on the 7-day injured list
RHP **Christian Cosby** placed on the 7-day injured list
INF **Gavin Stupiensi** activated from the development list
- 4/21 LHP **Walter Pennington** transferred to NW Arkansas (AA) from Quad Cities (A+)
- 4/23 RHP **Zach Haake** placed on the 7-day injured list
RHP **Patrick Halligan** transferred to NW Arkansas (AA) from Columbia (A)
- 4/26 RHP **Patrick Halligan** transferred to Quad Cities (A+) from NW Arkansas (AA)
- 4/28 RHP **Ándres Sotillet** transferred to Omaha (AAA) from NW Arkansas (AA)
- 5/3 INF **Ryan Grotjohn** placed on the Development List
INF **Brhet Bewley** activated from the Quad Cities Injured List and transferred to NW Arkansas (AA)
LHP **Patrick Smith** transferred to NW Arkansas (AA) from Quad Cities (A+)
LHP **Marcelo Martinez** transferred to NW Arkansas (AA) from Omaha (AAA)
- 5/8 C **Sebastian Rivero** recalled by Kansas City (MLB) from NW Arkansas (AA)
- 5/9 C **Sebastian Rivero** optioned to NW Arkansas (AA)
C **Sebastian Rivero** recalled by Kansas City (MLB) from NW Arkansas (AA)
- 5/10 LHP **Asa Lacy** placed on the 7-day injured list
INF **Ryan Grotjohn** activated from the Development List
- 5/13 C **Sebastian Rivero** optioned to NW Arkansas (AA)
- 5/14 LHP **Patrick Smith** placed on the Development List
RHP **Will Klein** activated from the 7-day injured list
- 5/17 C **Sebastian Rivero** recalled by Kansas City (MLB) from NW Arkansas (AA)
- 5/21 LHP **Marcelo Martinez** transferred to Omaha (AAA) from NW Arkansas (AA)
- 5/24 LHP **Patrick Smith** transferred to Quad Cities (A+) from NW Arkansas (AA)
RHP **Ándres Sotillet** transferred to NW Arkansas (AA) from Omaha (AAA)
- 5/26 OF **John Rave** transferred to Omaha (AAA) from NW Arkansas (AA)
INF **Nate Eaton** transferred to Omaha (AAA) from NW Arkansas (AA)
- 5/28 C **Sebastian Rivero** optioned to NW Arkansas (AA)
- 5/31 RHP **Christian Cosby** activated from the 7-day injured list
LHP **Christian Chamberlain** transferred to NW Arkansas (AA) from Quad Cities (A+)
RHP **Zach Willeman** transferred to Omaha (AAA) from NW Arkansas (AA)
- 6/1 OF **Parker Bates** transferred to NW Arkansas (AA) from Quad Cities (A+)
RHP **Ándres Sotillet** transferred to Omaha (AAA) from NW Arkansas (AA)
- 6/3 LHP **Drew Parrish** transferred to Omaha (AAA) from NW Arkansas (AA)
RHP **Noah Murdock** transferred to NW Arkansas (AA) from Quad Cities (A+)
- 6/4 OF **John Rave** transferred to NW Arkansas (AA) from Omaha (AAA)
- 6/7 OF **Parker Bates** transferred to Quad Cities (A+) from NW Arkansas (AA)
- 6/10 RHP **Ándres Sotillet** transferred to NW Arkansas (AA) from Omaha (AAA)
LHP **Ángel Zerpa** recalled by Kansas City (MLB) from NW Arkansas (AA)
- 6/12 LHP **Ángel Zerpa** optioned to NW Arkansas (AA)
OF **Seuly Matias** placed on the 7-day injured list
- 6/14 INF **Michael Massey** transferred to Omaha (AAA) from NW Arkansas (AA)
OF **Tyler Gentry** transferred to NW Arkansas (AA) from Quad Cities (A+)
C **Tyler Crolepy** activated from the 7-day injured list
LHP **Gabe Speier** transferred to NW Arkansas (AA) on Major League Rehab
RHP **Matt Peacock** transferred to NW Arkansas (AA) on Major League Rehab
- 6/17 LHP **Gabe Speier** returned from Rehab Assignment to Kansas City (MLB) from NW Arkansas (AA)
RHP **Matt Peacock** returned from Rehab Assignment to Kansas City (MLB) from NW Arkansas (AA)
- 6/19 OF **Seuly Matias** activated from the on the 7-day injured list
C **Gavin Stupiensi** placed on the Development List
LHP **Jake Brentz** transferred to NW Arkansas (AA) on Major League Rehab
- 6/23 RHP **Christian Cosby** transferred to Quad Cities (A+) from NW Arkansas (AA)
LHP **Marcelo Martinez** transferred to NW Arkansas (AA) from Omaha (AAA)
- 6/24 LHP **Jake Brentz** returned to Kansas City (MLB) from his rehab assignment.
- 6/25 LHP **Marcelo Martinez** transferred to Omaha (AAA) from NW Arkansas (AA)

2nd HALF

- 6/27 LHP **Holden Capps** released
LHP **Eric Skoglund** reinstated from AAA rehab assignment and transferred to NW Arkansas (AA)
- 6/30 RHP **Nate Webb** returned from rehab assignment and activated off the 7-day injured list
- 7/9 RHP **Yefri Del Rosario** placed on the Development List
RHP **Zach Haake** returned from rehab assignment and activated off the 7-day injured list
- 7/11 LHP **Ángel Zerpa** recalled by Kansas City (MLB) from NW Arkansas (AA)
RHP **Andrew Hoffmann** acquired in trade from Atlanta and assigned to NW Arkansas (AA)
INF **CJ Alexander** acquired in trade from Atlanta and assigned to NW Arkansas (AA)
- 7/12 LHP **Ángel Zerpa** optioned to NW Arkansas (AA)
RHP **Stephen Woods Jr.** transferred to Omaha (AAA) from NW Arkansas (AA)
OF **John Rave** transferred to Omaha (AAA) from NW Arkansas (AA)
INF **Morgan McCullough** transferred to NW Arkansas (AA) from Quad Cities (A+)
LHP **Zack Phillips** placed on the Development List
INF **Ryan Grotjohn** placed on the Development List
C/INF **Gavin Stupiensi** activated from the Development List
- 7/14 INF **Maikel Garcia** recalled by Kansas City (MLB) from NW Arkansas (AA) as substitute player
C **Sebastian Rivero** recalled by Kansas City (MLB) from NW Arkansas (AA) as substitute player
LHP **Ángel Zerpa** recalled by Kansas City (MLB) from NW Arkansas (AA) as substitute player
LHP **Asa Lacy** returned from rehab assignment and activated off the 7-day injured list
LHP **Emilio Márquez** transferred to NW Arkansas (AA) from Quad Cities (A+)
- 7/15 LHP **Ángel Zerpa** returned to NW Arkansas (AA)
- 7/18 LHP **Ángel Zerpa** optioned and transferred to Omaha (AAA) from NW Arkansas (AA)
LHP **Eric Skoglund** transferred to Omaha (AAA) from NW Arkansas (AA)
OF **John Rave** transferred to NW Arkansas (AA) from Omaha (AAA)
RHP **Stephen Woods Jr.** transferred to NW Arkansas (AA) from Omaha (AAA)
INF **Maikel Garcia** optioned to NW Arkansas (AA) from Kansas City (MLB)
C **Sebastian Rivero** optioned to NW Arkansas (AA) from Kansas City (MLB)
C/INF **Gavin Stupiensi** placed on the Development List
LHP **Emilio Márquez** transferred to Quad Cities (A+) from NW Arkansas (AA)
INF **Morgan McCullough** transferred to Quad Cities (A+) from NW Arkansas (AA)
- 7/22 RHP **Yefri Del Rosario** activated from the Development List
- 7/26 RHP **Ándres Sotillet** transferred to Omaha (AAA) from NW Arkansas (AA)
RHP **Jon Bowlan** transferred to NW Arkansas (AA) from Quad Cities (A+)
LHP **Zack Phillips** activated off Development list and transferred to Quad Cities (A+) from NW Arkansas (AA)
- 7/28 INF **Maikel Garcia** recalled by Kansas City (MLB) from NW Arkansas (AA)
- 7/29 LHP **T.J. Sikkema** transferred to NW Arkansas (AA) from Quad Cities (A+)
- 8/1 INF **Ryan Grotjohn** released
INF **Morgan McCullough** transferred to NW Arkansas (AA) from Quad Cities (A+)
RHP **Noah Murdock** placed on the development list
- 8/3 C **Sebastian Rivero** recalled by Kansas City (MLB) from Northwest Arkansas (AA)
- 8/9 C **Logan Porter** transferred to Omaha (AAA) from NW Arkansas (AA)
INF/OF **Nick Loftin** transferred to Omaha (AAA) from NW Arkansas (AA)
INF **Angelo Castellano** transferred to NW Arkansas (AA) from Omaha (AAA)
C **Luca Tresh** transferred to NW Arkansas (AA) from Quad Cities (A+)
OF **Diego Hernández** transferred to NW Arkansas (AA) from Quad Cities (A+)
- 8/10 C **Sebastian Rivero** optioned to NW Arkansas (AA) from Kansas City (MLB)
LHP **Christian Chamberlain** placed on the development list
- 8/12 RHP **Alec Marsh** placed on the development list
RHP **Kasey Kalich** transferred to NW Arkansas (AA) from Quad Cities (A+)
- 8/14 LHP **Anthony Veneziano** placed on the development list
- 8/17 RHP **Alec Marsh** activated from the development list
- 8/18 LHP **Walter Pennington** placed on the Injured List
LHP **Emilio Márquez** transferred to NW Arkansas (AA) from Quad Cities (A+)
- 8/22 INF **Brhet Bewley** released
INF **Jeison Guzmán** transferred to NW Arkansas (AA) from ACL Royals (R)
- 8/23 LHP **Dante Biasi** placed on the development list
RHP **C.J. Eldred** activated from 60-Day Injured List
C **Sebastian Rivero** recalled by Kansas City (MLB) from Northwest Arkansas (AA)
- 8/25 LHP **Anthony Veneziano** activated from the development list
LHP **Asa Lacy** placed on the 7-day injured list
- 8/30 LHP **Zach Haake** transferred to Omaha (AAA) from NW Arkansas (AA)
- 9/1 LHP **Walter Pennington** activated from the 7-day injured list
- 9/2 RHP **Yefri Del Rosario** transferred to Omaha (AAA) from NW Arkansas (AA)



#36 CHRIS WIDGER • MANAGER

- Chris Widger will manage the Naturals after guiding the River Bandits to a High-A Central championship in their first season as a Kansas City affiliate in 2021. In doing so, he was named the Minor League Manager of the Year by *Baseball America* following the 2021 season.
- 2022 marks Widger's seventh year in the Royals' organization, as he was slated to manage Advanced-A Wilmington in 2020 and led Burlington to the Appalachian League Championship Series in his first season as Manager in 2019. Prior to that, he was Wilmington's Bench Coach from 2016-18.
- Before joining the Royals organization, he managed the Independent League Camden Riversharks in 2015 and was their Pitching Coach from 2012-14.
- A third-round pick by Seattle in the 1992 Draft, Widger played in parts of 10 seasons in the Majors with the Mariners (1995-96, 2000), Expos (1997-2000), Yankees (2002), Cardinals (2003), White Sox (2005-06) and Orioles (2006), winning a World Series with Chicago in 2005.
- Widger and his wife, Whitney, reside in Pennsville, N.J., with their children: C.J., Ashlynn and Skylar.



#43 DERRICK LEWIS • PITCHING COACH

- Derrick Lewis is in his third season with the Royals' organization and second as pitching coach at Northwest Arkansas.
- He spent the previous 16 seasons in the Atlanta Braves' organization, the first 14 as a Minor League pitching coach and the last two as the Pitching Coordinator.
- Pitching coach timeline: 2004-07: GCL Braves (Gulf Coast League, RK)... 2008-10: Danville Braves (Appalachian League, RK)... 2011-13: Rome Braves (South Atlantic League, A)... 2014: Lynchburg Hillcats (Carolina League, A+)... 2015-2016: Carolina Mudcats (Carolina League, A+)... 2017: Mississippi Braves (Southern League, AA)
- He played seven seasons in the Braves' organization from 1997-2003, after being selected in the 20th round of the 1997 draft.
- Lewis and his wife, Roslyn, reside in Charlotte, North Carolina, with their daughter, Skye and Son, Lake.



#6 ABRAHAM NÚÑEZ • HITTING COACH

- Abraham Núñez enters his fourth season as Northwest Arkansas' hitting coach after serving in the same capacity with High-A Wilmington (2015-2018), Class-A Lexington (2014), Rookie Advanced Burlington (2013) and the Dominican Royals (2012).
- Núñez played for parts of 12 seasons in the Majors with the Pirates (1997-2004), Cardinals (2005), Phillies (2006-2007) and Mets (2008). A switch-hitter, he owns a career average of .242 as a utility infielder in the big leagues, primarily playing third base, but could play all four infield positions.
- His best season came in 2005 when he batted .285 in 139 games for the National League Champion St. Louis Cardinals.
- Lifetime .346 (9-for-28) hitter in the postseason, including the 2005 National League Championship Series with St. Louis when he hit .385, though did not play in the World Series.
- Born in Santo Domingo, Dominican Republic, he now resides in Hudson, Massachusetts.



#24 CHRISTIAN COLÓN • ASSISTANT HITTING COACH

- Christian Colón returns to the organization as the Naturals Assistant Hitting Coach in 2022, following a 12-year professional career.
- He was the Royals first-round pick in the 2010 MLB Draft, scored the winning run in the 2014 AL Wild Card game and had the game-winning hit in the title-clinching Game 5 of the 2015 World Series.
- After being drafted in 2010, Colón ascended to Northwest Arkansas by 2011 and between 2011, 2012 and 2014, played 202 games for the Naturals ... In 2011, Colón led the Texas League in sacrifices (21), while leading the team in at-bats (491) and hits (126). His 21 sacrifices that season are the most a Naturals player has ever recorded in a single season, while 28 overall are tied for the club record.
- During his playing career, he made stops in Miami (2017) and Cincinnati (2019-20) ... spent 2021 with the Rich Baseball-owned Buffalo Bisons (Triple-A, Toronto) before announcing his retirement.
- He also played in parts of four seasons in the Puerto Rican Winter League.
- Christian lives in Cave Springs, Ark. (15 minutes North of Arvest Ballpark) with his wife, Kayla, and three daughters, Marley, Mia and Lucy.



#23 MIKE JIRSCHLE • BENCH COACH

- Mike Jirschele enters his first season as the Bench Coach for Northwest Arkansas after spending last season in the same role for Manager Chris Widger in Quad Cities.
- He served as a Special Assistant to the General Manager in 2020 and was on the Royals coaching staff as the Third Base Coach from 2014-19 and won the World Series in 2015.
- Jirschele previously managed the Triple-A Omaha franchise for 11 seasons (2003-13), leading the team to four division titles, three-straight trips to the Pacific Coast League championship round (2011-13), two PCL titles (2011, 2013) and a Triple-A Championship in 2013.
- He earned the 2011 Mike Coolbaugh Award for outstanding baseball work ethic, knowledge of the game and skill in mentoring young players on the field.
- Prior to his 11-year stint with Omaha, he served as the Royals Minor League Infield Coordinator for four years (1998-2002), while he held managerial positions with Omaha (1995-97), Wilmington (1994), Rockford (1993) and the Gulf Coast Royals (1992).
- Jirschele was originally selected by the Texas Rangers in the fifth round of the 1977 MLB Draft and played in 999 minor league games over 13-plus seasons in the Rangers and Royals systems.



DANNY ACCOLA • CERTIFIED ATHLETIC TRAINER

- Danny Accola is entering his seventh season with the Royals organization and first as the certified athletic trainer with the Naturals, after serving in the same role with the Quad Cities in 2021, where he was named the High-A Central Athletic Trainer of the Year by PBATS (Professional Baseball Athletic Trainers Society).
- He was slated to serve in that role with Wilmington in 2020 and previously filled those roles with Lexington in 2019, Burlington from 2017-18 and with Surprise in 2016.
- Accola graduated from the University of Central Missouri in 2014 and previously held an athletic training internship with the Denver Broncos in 2013.



C.J. MIKKELSEN • STRENGTH & CONDITIONING COACH

- C.J. Mikkelsen will serve as the Northwest Arkansas Strength & Conditioning Coach for the second consecutive season, after being slated to fill that same role at Idaho Falls in 2020.
- He graduated in December 2019 with a master's degree in sports physiology from Texas A&M University, where he also worked as a Sports Performance Graduate Intern.
- Mikkelsen earned his bachelor's degree in exercise and wellness from Arizona State University in 2016. He resides in Desert Hills, Arizona.



DREW EPPERSON
VIDEO COORDINATOR



MITCH MEYER
VIDEO COORDINATOR

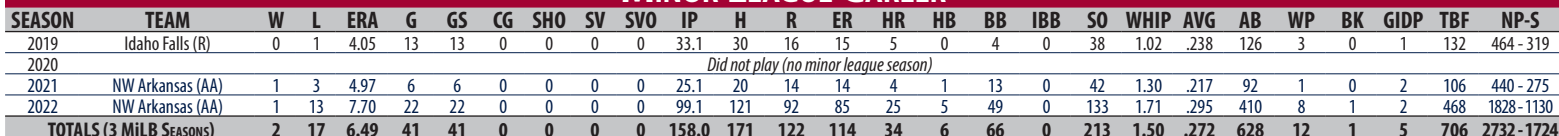


Alec Marsh - Pitching - Stat Splits - 2022 - Regular Season

| Split | Team | W | L | ERA | G | GS | CG | SHO | SV | IP | H | R | ER | HR | HB | BB | IBB | SO | WHIP | AVG | AB | WP | BK | GDP | TBF | NP-S |
|---------------------------|------|---|----|-------|----|----|----|-----|----|------|-----|----|----|----|----|----|-----|-----|------|------|-----|----|----|-----|-----|-------------|
| Home Games | NWA | 0 | 7 | 7.54 | 13 | 13 | 0 | 0 | 0 | 59.2 | 70 | 54 | 50 | 19 | 2 | 35 | 0 | 80 | 1.76 | .287 | 244 | 4 | 1 | 1 | 283 | 1099 - 679 |
| Away Games | NWA | 1 | 6 | 7.94 | 9 | 9 | 0 | 0 | 0 | 39.2 | 51 | 38 | 35 | 6 | 3 | 14 | 0 | 53 | 1.64 | .307 | 166 | 4 | 0 | 1 | 185 | 729 - 451 |
| Day Games | NWA | 0 | 3 | 11.68 | 4 | 4 | 0 | 0 | 0 | 12.1 | 17 | 17 | 16 | 5 | 0 | 14 | 0 | 12 | 2.51 | .333 | 51 | 0 | 0 | 0 | 66 | 269 - 152 |
| Night Games | NWA | 1 | 10 | 7.14 | 18 | 18 | 0 | 0 | 0 | 87.0 | 104 | 75 | 69 | 20 | 5 | 35 | 0 | 121 | 1.60 | .290 | 359 | 8 | 1 | 2 | 402 | 1559 - 978 |
| On Grass | NWA | 1 | 13 | 7.70 | 22 | 22 | 0 | 0 | 0 | 99.1 | 121 | 92 | 85 | 25 | 5 | 49 | 0 | 133 | 1.71 | .295 | 410 | 8 | 1 | 2 | 468 | 1828 - 1130 |
| April | NWA | 0 | 1 | 6.89 | 4 | 4 | 0 | 0 | 0 | 15.2 | 15 | 12 | 12 | 5 | 0 | 7 | 0 | 22 | 1.40 | .246 | 61 | 2 | 0 | 1 | 68 | 275 - 180 |
| May | NWA | 1 | 1 | 4.94 | 5 | 5 | 0 | 0 | 0 | 23.2 | 20 | 14 | 13 | 2 | 4 | 11 | 0 | 45 | 1.31 | .217 | 92 | 1 | 0 | 1 | 107 | 434 - 278 |
| June | NWA | 0 | 5 | 9.55 | 5 | 5 | 0 | 0 | 0 | 21.2 | 36 | 29 | 23 | 6 | 1 | 12 | 0 | 26 | 2.22 | .360 | 100 | 2 | 0 | 0 | 113 | 416 - 250 |
| July | NWA | 0 | 3 | 11.21 | 4 | 4 | 0 | 0 | 0 | 17.2 | 29 | 22 | 22 | 6 | 0 | 12 | 0 | 16 | 2.32 | .382 | 76 | 2 | 0 | 0 | 92 | 338 - 207 |
| August | NWA | 0 | 3 | 6.53 | 4 | 4 | 0 | 0 | 0 | 20.2 | 21 | 15 | 15 | 6 | 0 | 7 | 0 | 24 | 1.35 | .259 | 81 | 1 | 1 | 0 | 88 | 365 - 215 |
| On Mondays | NWA | 0 | 0 | 6.75 | 1 | 1 | 0 | 0 | 0 | 5.1 | 8 | 4 | 4 | 1 | 0 | 2 | 0 | 7 | 1.88 | .364 | 22 | 1 | 0 | 0 | 25 | 94 - 60 |
| On Tuesdays | NWA | 0 | 2 | 8.22 | 3 | 3 | 0 | 0 | 0 | 15.1 | 21 | 15 | 14 | 4 | 1 | 6 | 0 | 17 | 1.76 | .333 | 63 | 1 | 0 | 2 | 70 | 256 - 158 |
| On Wednesdays | NWA | 1 | 2 | 6.52 | 4 | 4 | 0 | 0 | 0 | 19.1 | 23 | 17 | 14 | 3 | 2 | 7 | 0 | 31 | 1.55 | .288 | 80 | 3 | 0 | 0 | 89 | 351 - 216 |
| On Thursdays | NWA | 0 | 2 | 4.19 | 4 | 4 | 0 | 0 | 0 | 19.1 | 15 | 11 | 9 | 1 | 2 | 11 | 0 | 29 | 1.34 | .200 | 75 | 1 | 1 | 0 | 88 | 348 - 218 |
| On Fridays | NWA | 0 | 1 | 6.00 | 2 | 2 | 0 | 0 | 0 | 9.0 | 9 | 6 | 6 | 3 | 0 | 5 | 0 | 12 | 1.56 | .250 | 36 | 0 | 0 | 0 | 41 | 165 - 102 |
| On Saturdays | NWA | 0 | 3 | 10.61 | 4 | 4 | 0 | 0 | 0 | 18.2 | 28 | 22 | 22 | 8 | 0 | 4 | 0 | 25 | 1.71 | .337 | 83 | 2 | 0 | 0 | 89 | 345 - 224 |
| On Sundays | NWA | 0 | 3 | 11.68 | 4 | 4 | 0 | 0 | 0 | 12.1 | 17 | 17 | 16 | 5 | 0 | 14 | 0 | 12 | 2.51 | .333 | 51 | 0 | 0 | 0 | 66 | 269 - 152 |
| In games following a win | NWA | 1 | 7 | 8.16 | 13 | 13 | 0 | 0 | 0 | 57.1 | 74 | 56 | 52 | 16 | 2 | 26 | 0 | 80 | 1.74 | .308 | 240 | 5 | 0 | 0 | 271 | 1076 - 664 |
| In games following a loss | NWA | 0 | 6 | 7.07 | 9 | 9 | 0 | 0 | 0 | 42.0 | 47 | 36 | 33 | 9 | 3 | 23 | 0 | 53 | 1.67 | .276 | 170 | 3 | 1 | 2 | 197 | 752 - 466 |
| Starter | NWA | 1 | 13 | 7.70 | 22 | 22 | 0 | 0 | 0 | 99.1 | 121 | 92 | 85 | 25 | 5 | 49 | 0 | 133 | 1.71 | .295 | 410 | 8 | 1 | 2 | 468 | 1828 - 1130 |

Alec Marsh - Opposing Hitting - Stat Splits - 2022 - Regular Season

| Split | Team | AVG | G | AB | R | H | 2B | 3B | HR | RBI | BB | IBB | SO | SB | CS | OBP | SLG | OPS | HBP | SAC | SF | GIDP |
|----------------------|------|------|----|-----|----|----|----|----|----|-----|----|-----|----|----|----|------|-------|-------|-----|-----|----|------|
| vs Left | NWA | .357 | 22 | 196 | | 70 | 13 | 3 | 16 | 50 | 21 | 0 | 40 | | | .423 | .699 | 1.122 | 3 | 0 | 2 | 1 |
| vs Right | NWA | .238 | 22 | 214 | | 51 | 12 | 1 | 9 | 35 | 28 | 0 | 93 | | | .329 | .430 | .759 | 2 | 0 | 2 | 1 |
| Team is ahead | NWA | .350 | 12 | 100 | | 35 | 8 | 1 | 7 | 22 | 15 | 0 | 33 | | | .449 | .660 | 1.109 | 3 | 0 | 0 | 2 |
| Team is behind | NWA | .270 | 19 | 189 | | 51 | 13 | 1 | 12 | 43 | 23 | 0 | 61 | | | .346 | .540 | .886 | 0 | 0 | 2 | 0 |
| Score is tied | NWA | .289 | 20 | 121 | | 35 | 4 | 2 | 6 | 20 | 11 | 0 | 39 | | | .353 | .504 | .857 | 2 | 0 | 2 | 0 |
| Batting First | NWA | .333 | 22 | 54 | | 18 | 0 | 1 | 6 | 11 | 6 | 0 | 16 | | | .403 | .704 | 1.107 | 1 | 0 | 1 | 0 |
| Batting Second | NWA | .286 | 22 | 56 | | 16 | 6 | 0 | 0 | 5 | 5 | 0 | 18 | | | .344 | .393 | .737 | 0 | 0 | 0 | 0 |
| Batting Third | NWA | .298 | 22 | 47 | | 14 | 1 | 1 | 3 | 7 | 6 | 0 | 15 | | | .382 | .553 | .935 | 1 | 0 | 1 | 1 |
| Batting Fourth | NWA | .261 | 22 | 46 | | 12 | 3 | 1 | 1 | 9 | 6 | 0 | 12 | | | .340 | .435 | .775 | 0 | 0 | 1 | 0 |
| Batting Fifth | NWA | .341 | 22 | 41 | | 14 | 2 | 0 | 3 | 10 | 8 | 0 | 10 | | | .451 | .610 | 1.061 | 1 | 0 | 1 | 1 |
| Batting Sixth | NWA | .261 | 22 | 46 | | 12 | 4 | 0 | 3 | 12 | 4 | 0 | 17 | | | .320 | .543 | .863 | 0 | 0 | 0 | 0 |
| Batting Seventh | NWA | .293 | 22 | 41 | | 12 | 5 | 0 | 3 | 14 | 5 | 0 | 15 | | | .383 | .634 | 1.017 | 1 | 0 | 0 | 0 |
| Batting Eighth | NWA | .317 | 22 | 41 | | 13 | 3 | 0 | 3 | 10 | 3 | 0 | 15 | | | .378 | .610 | .988 | 1 | 0 | 0 | 0 |
| Batting Ninth | NWA | .263 | 22 | 38 | | 10 | 1 | 1 | 3 | 7 | 6 | 0 | 15 | | | .364 | .579 | .943 | 0 | 0 | 0 | 0 |
| Leading Off | NWA | .308 | 22 | 91 | | 28 | 5 | 0 | 6 | 6 | 12 | 0 | 27 | | | .394 | .560 | .954 | 1 | 0 | 0 | 0 |
| First Inning | NWA | .250 | 22 | 84 | 17 | 21 | 3 | 2 | 4 | 16 | 10 | 0 | 28 | 3 | 2 | .333 | .476 | .809 | 2 | 0 | 3 | 0 |
| Second Inning | NWA | .256 | 22 | 86 | 13 | 22 | 5 | 0 | 5 | 12 | 5 | 0 | 37 | 2 | 1 | .301 | .488 | .789 | 1 | 0 | 1 | 0 |
| Third Inning | NWA | .355 | 21 | 93 | 27 | 33 | 9 | 0 | 4 | 26 | 13 | 0 | 31 | 4 | 1 | .434 | .581 | 1.015 | 0 | 0 | 0 | 1 |
| Fourth Inning | NWA | .321 | 19 | 78 | 20 | 25 | 6 | 1 | 8 | 20 | 8 | 0 | 19 | 2 | 0 | .384 | .731 | 1.115 | 0 | 0 | 0 | 0 |
| Fifth Inning | NWA | .304 | 15 | 56 | 13 | 17 | 2 | 1 | 2 | 9 | 13 | 0 | 15 | 5 | 0 | .443 | .482 | .925 | 1 | 0 | 0 | 1 |
| Sixth Inning | NWA | .182 | 4 | 11 | 1 | 2 | 0 | 0 | 1 | 1 | 0 | 0 | 3 | 0 | 0 | .250 | .455 | .705 | 1 | 0 | 0 | 0 |
| Seventh Inning | NWA | .500 | 1 | 2 | 1 | 1 | 0 | 0 | 1 | 1 | 0 | 0 | 0 | 0 | 0 | .500 | 2.000 | 2.500 | 0 | 0 | 0 | 0 |
| Bases Empty | NWA | .289 | 22 | 225 | | 65 | 12 | 1 | 14 | 14 | 23 | 0 | 76 | | | .360 | .538 | .898 | 2 | 0 | 0 | 0 |
| Runner at 1st | NWA | .345 | 21 | 58 | | 20 | 4 | 1 | 5 | 15 | 9 | 0 | 14 | | | .433 | .707 | 1.140 | 0 | 0 | 0 | 1 |
| Runner at 2nd | NWA | .227 | 20 | 44 | | 10 | 3 | 0 | 1 | 8 | 6 | 0 | 15 | | | .333 | .364 | .697 | 1 | 0 | 0 | 0 |
| Runner at 3rd | NWA | .238 | 12 | 21 | | 5 | 0 | 1 | 2 | 9 | 3 | 0 | 8 | | | .360 | .619 | .979 | 1 | 0 | 0 | 0 |
| Runners at 1st & 2nd | NWA | .367 | 16 | 30 | | 11 | 2 | 1 | 1 | 12 | 3 | 0 | 8 | | | .424 | .600 | 1.024 | 0 | 0 | 0 | 1 |
| Runners at 1st & 3rd | NWA | .333 | 8 | 9 | | 3 | 1 | 0 | 1 | 7 | 2 | 0 | 4 | | | .462 | .778 | 1.240 | 1 | 0 | 1 | 0 |
| Runners at 2nd & 3rd | NWA | .077 | 7 | 13 | | 1 | 1 | 0 | 0 | 5 | 1 | 0 | 8 | | | .118 | .154 | .272 | 0 | 0 | 3 | 0 |
| Bases Loaded | NWA | .600 | 8 | 10 | | 6 | 2 | 0 | 1 | 15 | 2 | 0 | 0 | | | .667 | 1.100 | 1.767 | 0 | 0 | 0 | 0 |
| Runners On | NWA | .303 | 22 | 185 | | 56 | 13 | 3 | 11 | 71 | 26 | 0 | 57 | | | .390 | .584 | .974 | 3 | 0 | 4 | 2 |
| Scoring Position | NWA | .283 | 22 | 127 | | 36 | 9 | 2 | 6 | 56 | 17 | 0 | 43 | | | .371 | .528 | .899 | 3 | 0 | 4 | 1 |
| No Outs | NWA | .329 | 22 | 149 | | 49 | 9 | 1 | 9 | 21 | 17 | 0 | 44 | | | .396 | .584 | .980 | 1 | 0 | 2 | 0 |
| One Out | NWA | .275 | 22 | 131 | | 36 | 9 | 2 | 7 | 31 | 18 | 0 | 49 | | | .362 | .534 | .896 | 1 | 0 | 2 | 2 |
| Two Outs | NWA | .277 | 22 | 130 | | 36 | 7 | 1 | 9 | 33 | 14 | 0 | 40 | | | .361 | .554 | .915 | 3 | 0 | 0 | 0 |
| Late / Close | NWA | .500 | 1 | 2 | | 1 | 0 | 0 | 1 | 1 | 0 | 0 | 0 | | | .500 | 2.000 | 2.500 | 0 | 0 | 0 | 0 |
| Ahead in Count | NWA | .191 | 22 | 157 | | 30 | 3 | 1 | 5 | 25 | 0 | 0 | 75 | | | .194 | .318 | .512 | 1 | 0 | 2 | 2 |
| Behind in Count | NWA | .336 | 22 | 122 | | 41 | 9 | 1 | 12 | 38 | 49 | 0 | 26 | | | .526 | .721 | 1.247 | 0 | 0 | 0 | 0 |
| 0-0 Count | NWA | .532 | 17 | 47 | | 25 | 8 | 1 | 4 | 11 | 0 | 0 | 0 | | | .547 | 1.000 | 1.547 | 4 | 0 | 2 | 0 |
| 0-1 Count | NWA | .303 | 16 | 33 | | 10 | 3 | 0 | 3 | 10 | 0 | 0 | 0 | | | .324 | .667 | .991 | 1 | 0 | 0 | 1 |
| 0-2 Count | NWA | .239 | 18 | 46 | | 11 | 0 | 0 | 1 | 8 | 0 | 0 | 27 | | | .239 | .304 | .543 | 0 | 0 | 0 | 0 |
| 1-0 Count | NWA | .370 | 11 | 27 | | 10 | 3 | 1 | 0 | 5 | 0 | 0 | 0 | | | .370 | .556 | .926 | 0 | 0 | 0 | 0 |
| 1-1 Count | NWA | .478 | 14 | 23 | | 11 | 2 | 1 | 2 | 7 | 0 | 0 | 0 | | | .478 | .913 | 1.391 | 0 | 0 | 0 | 0 |
| 1-2 Count | NWA | .115 | 21 | 78 | | 9 | 0 | 1 | 1 | 7 | 0 | 0 | 48 | | | .113 | .179 | .292 | 0 | 0 | 2 | 1 |
| 2-0 Count | NWA | .563 | 12 | 16 | | 9 | 2 | 0 | 5 | 11 | 0 | 0 | 0 | | | .563 | 1.625 | 2.188 | 0 | 0 | 0 | 0 |
| 2-1 Count | NWA | .526 | 14 | 19 | | 10 | 1 | 0 | 3 | 9 | 0 | 0 | 0 | | | .526 | 1.053 | 1.579 | 0 | 0 | 0 | 0 |
| 2-2 Count | NWA | .230 | 21 | 61 | | 14 | 3 | 0 | 2 | 4 | 0 | 0 | 32 | | | .230 | .377 | .607 | 0 | 0 | 0 | 0 |
| 3-0 Count | NWA | .000 | 9 | 1 | | 0 | 0 | 0 | 0 | 0 | 14 | 0 | 0 | | | .933 | .000 | .933 | 0 | 0 | 0 | 0 |
| 3-1 Count | NWA | .286 | 15 | 14 | | 4 | 1 | 0 | 2 | 4 | 16 | 0 | 0 | | | .667 | .786 | 1.453 | 0 | 0 | 0 | 0 |
| 3-2 Count | NWA | .178 | 21 | 45 | | 8 | 2 | 0 | 2 | 9 | 19 | 0 | 26 | | | .422 | .356 | .778 | 0 | 0 | 0 | 0 |



| PLAYER | AVG | AB | H | 2B | 3B | HR | RBI | BB | SO |
|------------|------|----|---|----|----|----|-----|----|----|
| Amaya, J | .333 | 3 | 1 | 0 | 0 | 0 | 0 | 0 | 0 |
| Avelino, A | .143 | 7 | 1 | 0 | 0 | 1 | 1 | 1 | 3 |
| Betts, C | .250 | 4 | 1 | 0 | 0 | 1 | 3 | 0 | 1 |
| DeLuca, J | .000 | 6 | 0 | 0 | 0 | 0 | 0 | 2 | 2 |
| Hoese, K | .500 | 8 | 4 | 1 | 0 | 1 | 2 | 2 | 3 |
| Kendall, J | .333 | 6 | 2 | 0 | 0 | 1 | 2 | 2 | 3 |
| Lewis, B | .444 | 9 | 4 | 1 | 0 | 1 | 2 | 0 | 4 |
| Mann, D | .000 | 2 | 0 | 0 | 0 | 0 | 0 | 0 | 1 |
| PLAYER | AVG | AB | H | 2B | 3B | HR | RBI | BB | SO |
| Outman, J | .333 | 3 | 1 | 0 | 0 | 0 | 0 | 0 | 2 |
| Pages, A | .111 | 9 | 1 | 0 | 0 | 0 | 0 | 2 | 1 |
| Reed, B | .000 | 2 | 0 | 0 | 0 | 0 | 0 | 0 | 1 |
| Taylor, C | .400 | 10 | 4 | 0 | 0 | 0 | 1 | 1 | 1 |
| Valera, L | .429 | 7 | 3 | 0 | 0 | 1 | 3 | 2 | 3 |
| Ward, R | .467 | 15 | 7 | 2 | 0 | 1 | 3 | 0 | 3 |
| Yurchak, J | .200 | 10 | 2 | 1 | 0 | 1 | 4 | 0 | 1 |



PLAYER

13 C.J. ELDRED

RHP • R/R • 6'2" • 225 lbs • 5/6/1995 (27)
Signed 8/7/2017 as an Undrafted Free Agent (U. of Iowa)
Born: Milwaukee, Wisconsin • Resides: Mount Vernon, Iowa

18 ALEC MARSH

RHP • R/R • 6'3" • 220 lbs • 5/14/1998 (24)
2019 MLB Draft — Round 2, 70th Overall (Arizona State)
Born: Waukesha, Wisc. • Resides: Milwaukee, Wisc.

22 STEPHEN WOODS JR.

RHP • R/R • 6'1" • 200 lbs • 6/10/1995 (27)
Traded from Tampa Bay — 7/21/2020
Born: New Hyde Park, N.Y. • Resides: Huntington Station, N.Y.

27 WALTER PENNINGTON

LHP • L/L • 6'2" • 205 lbs • 4/14/1998 (24)
Signed 8/19/2020 as an Undrafted League Free Agent
Born: Englewood, Colorado • Resides: Broomfield, Colorado

28 T.J. SIKKEMA

LHP • L/L • 6'0" • 221 lbs • 7/25/1998 (24)
Traded from New York (AL) — 7/25/2022
Born: Clinton, Iowa • Resides: DeWitt, Iowa

31 EMILIO MARQUEZ

LHP • L/L • 5'8" • 170 lbs • 4/28/1998 (24)
Signed 3/4/2018 as an International Free Agent
Born: Uputa, Venezuela • Resides: Bolivar, Venezuela

32 ANTHONY VENEZIANO

LHP • L/L • 6'6" • 200 lbs • 9/1/1997 (24)
2019 MLB Draft — Round 10 (Coastal Carolina)
Born/Resides: Hackettstown, New Jersey

33 WILL KLEIN

RHP • R/R • 6'5" • 230 lbs • 11/28/1999 (22)
2020 MLB Draft — Round 5 (Eastern Illinois)
Born: Maryville, Tennessee • Resides: Bloomington, Indiana

34 ANDREW HOFFMANN

RHP • R/R • 6'5" • 205 lbs • 2/2/2000 (22)
Traded from Atlanta — 7/1/2022
Born: Joliet, Illinois • Resides: Plainfield, Illinois

35 NATE WEBB

RHP • R/R • 6'2" • 215 • 8/20/1997 (25)
2016 MLB Draft — Round 34 (Lee's Summit North HS)
Born: Kansas City, MO • Resides: Lee's Summit, MO

39 KASEY KALICH

RHP • R/R • 6'3" • 225 lbs • 4/25/1998 (24)
Traded from Atlanta — 7/30/2021
Born/Resides: Victoria, Texas

40 JON BOWLAN

RHP • R/R • 6'6" • 240 • 12/1/196 (25)
2018 MLB Draft — Round 2 (University of Memphis)
Born/Resides: Arlington, Tennessee

55 JONAH DIPOTO

RHP • R/R • 6'1" • 225 • 9/3/1996 (26)
2019 MLB Draft — Round 35 (University of Calif, San Diego)
Born: Queens, New York • Resides: San Diego, California

QUICK NOTES

- 2022: Began the season on NWA 60-Day IL after having surgery on his right foot in March ... sent on rehab assignment to ACL Royals (R) on 8/2, activated 8/23 ... in five rehab games, struck out nine with 4.50 ERA (5 ER in 10.0 IP).
- 2021: Pitched in 16 games (5 starts) between the ACL Royals (R), Columbia (A), Quad Cities (A+) and NW Arkansas (AA) and combined to 5-1 with a 6.20 ERA (37 ER in 53.2 IP) and 60 strikeouts ... assigned to NWA on 9/2 and threw a pair of 3.0-inning scoreless outings with 10 combined strikeouts in his first two Double-A games.
- MISC: Is the on of Royals pitching coach Cal Eldred ... worked out with former Iowa teammate Tyler Cromptey in 2020, which led to Cromptey getting signed by the Royals.

4SFB, CUT, CB, CH | CONSECUTIVE BATTERS RETIRED: 1 (9/2/2022)

SCORELESS STREAK: 3.2 IP (8/24/22 to 9/2/22)

- Ranked by MLB Pipeline as the No. 22 Royals prospect ... Ranked by *Baseball America* as the No. 13 Royals prospect
- 2022: Struck out 8 or more in five straight starts, including 10 strikeouts in back-to-back starts May 19 @ ARK and May 24 @ MID ... 2nd in Texas League and 5th in Double-A with 133 strikeouts, 1 away from tying Nationals' single-season record ... 175 strikeouts in two seasons with NWA ranks 10th all-time ... Royals representative at the 2022 All-Star Futures Game, only member of either team that did not appear in the game ... on the development list from 8/12 to 8/17.
- 2021: Broke camp with NW Arkansas (AA) and made six starts for the Nationals, before missing the rest of the year with an injury ... went 1-3 with a 4.97 ERA (14 ER in 25.1 IP) with 42 strikeouts (14.92 K/9) ... over his first 8.1 Double-A innings: 8.1 hitless and scoreless innings, named first ever Double-A Central Pitcher of the Week.

4SFB, SL, CV, CH | CONSECUTIVE BATTERS RETIRED: 3 (8/30/2022)

SCORELESS STREAK: 1.1 IP (8/30/2022)

- 2022: 15 of 32 outings this year have been scoreless, including 13 of his last 20 games ... in 15 games since July 1, has a 1.90 ERA (5 ER in 23.2 IP) with 31 K ... promoted to Omaha (AAA) on 7/12, returned to NWA 7/19 ... pitched in one Triple-A game, 7/17 @ Rochester and struck out two in a scoreless inning.
- 2021: Spent the entire season with NW Arkansas (AA), beginning the season as a starting pitcher and finishing the year as a reliever ... in 22 games (7 starts, 15 relief appearances), went 5-7 with a 7.42 ERA (39 ER in 47.1 IP), while walking 45 and striking out 48.
- 2018-19: Missed 2018 due to injury, went 9-3 in 2019 ... selected by Kansas City with the fourth overall pick in the Rule 5 Draft (12/12/2019).
- 2016-17: Played two seasons in the Giants organization, reaching Class-A, traded to Tampa Bay December 20 in the 3B Evan Longoria deal.

4SFB, SL, CB, CH | CONSECUTIVE BATTERS RETIRED: 1 (8/30/2022)

SCORELESS STREAK: 0.1 IP (8/30/2022)

- 2022: Assigned to NWA on 4/21 ... Pitched 5.2 scoreless innings with nine strikeouts for Quad Cities (A+) across three relief outings ... earned decisions in five of first six outings with Nationals, three wins, one loss and one save ... 9 of 29 NWA outings have been scoreless, has allowed 1 ER or less in 19 of 29 ... made first pro start 6/22 vs. SPR ... on the Injured List from 8/18 to 9/1, threw scoreless 8th inning in first outing back 9/3.
- 2021: Pitched 22 games for Columbia (A), went 3-3 with a team-leading four saves and a 3.18 ERA (14 ER in 39.2 IP) and 37 strikeouts ... placed on the 7-day injured list on 8/14 ... assigned to the ACL Royals Blue (R) on 9/7 for rehab and finished his season with two games there.
- MISC: Graduated from the Colorado School of Mines with a mechanical engineering degree, threw 224.2 innings, but also hit .288 with a 1.142 OPS as an outfielder.

4SFB, SL, CH | CONSECUTIVE BATTERS RETIRED: 1 (9/3/2022)

SCORELESS STREAK: 1.0 IP (9/3/2022)

- Ranked by MLB Pipeline as the No. 19 Royals prospect ... Ranked by *Baseball America* as the No. 25 Royals prospect
- 2022: Began the season with the Hudson Valley Renegades (A+) in the South Atlantic League, traded with 2 other pitchers to Kansas City from the New York Yankees on 7/27, assigned to NW Arkansas 7/29 ... made 11 appearances (10 starts) in High-A and went 1-1 with a 2.48 ERA (10 ER in 36.1 IP), while striking out 54 and walking just 9 (6.00 K/BB) ... after beginning the season on the IL, made his debut on 5/8, his first appearance in 1,022 days.
- 2019-2021: Drafted by the Yankees with the 38th overall pick in the 1st round of the 2019 MLB Draft (Competitive Balance Round A) and made his pro debut in 2019 with Staten Island (A-), allowing 1 ER over 10.2 IP (0.84 ERA) with 1 BB and 13 K in four starts ... missed all of 2021 with a lat injury.

4SFB, 2SFB SL, CH | CONSECUTIVE BATTERS RETIRED: 1 (9/2/2022)

SCORELESS STREAK: 0.1 IP (9/2/2022)

- 2022: Assigned to NWA from Quad Cities (A+) on 7/14, back to QC on 7/19 and NWA on 8/18 ... has made 25 appearances outside of the Nationals, 24 with the River Bandits & 1 in Omaha (AAA) ... with QC, went 2-1 with a 2.88 ERA (21 ER in 60.2 IP) with 79 strikeouts, 15 walks ... Midwest League Pitcher of the Week 7/3/22 ... made Double-A debut 7/15 @ CC, threw 3.1 scoreless innings after entering game in the first inning.
- 2021: Pitched in 25 games (7 starts) between Columbia (A), Quad Cities (A+) & Omaha (AAA), going a combined 7-1 with a 3.26 ERA (28 ER in 77.1IP) ... named Columbia's Pitcher of the Year, went 6-1 with a 1.86 ERA (13 ER in 63.0 IP) and 87 strikeouts in 20 outings (5 starts) ... among Low-A East pitchers (min 60.0 IP), tied for the lead in WHIP (0.83).
- 2019: Surprise (R) Pitcher of the Year after ranking tied for third in the Arizona League with 63 strikeouts (12.2 K/9), before being promoted to Lexington (A) for his final start.

4SFB, CB/SL, CH | CONSECUTIVE BATTERS RETIRED: 4 (9/2/2022)

SCORELESS STREAK: 3.2 IP (8/25/22 to 9/2/22)

- 2022: 22 of 23 outings have been starts ... leads team with SIX quality starts ... pitched 5.0 scoreless on 5/8 @ SPR ... did not issue walk for first time on 5/14 vs. WCH, in 4.2 IP of relief ... pitched past 6.0 innings for first time in his career 6/9 @ TUL, with 7-inning CG shutout.
- 2021: Named Quad Cities (A+) Pitcher of the Year ... across 22 starts, went 6-4 with a 3.75 ERA (39 ER in 93.2 IP), while striking out an organization-best 127 and walking just 37 ... named the High-A Central Pitcher of the Year and All-Star left-handed starting pitcher.

4SFB, SL, CH | CONSECUTIVE BATTERS RETIRED: 0

SCORELESS STREAK: 1.2 IP (8/25/2022)

- 2022: Started the season on Injured List with shin splints, assigned to NWA on 5/14 ... began the season with three short starts, moved to bullpen 6/2 ... first scoreless outing on 6/7 @ Tulsa, struck out side in 7th inning, added 4th strikeout in 8th inning ... 10 of 23 relief appearances have been scoreless, including 3 of 7 in August.
- 2021: Named an MiLB.com Organization All-Star and MLB Pipeline's Royals' Pitching Prospect of the Year ... pitched 6 36 games out of the bullpen for Quad Cities, went 7-1 with four saves and a 3.58 ERA, with 121 strikeouts in 70.1 IP ... among minor league pitchers who threw 70.0 innings, ranked 1st with 15.48 K/9 and 40.9% strikeout %.

4SFB, CB, CH | CONSECUTIVE BATTERS RETIRED: 5 (9/2/2022)

SCORELESS STREAK: 2.0 IP (9/2/2022)

- Ranked by MLB Pipeline as the No. 17 Royals prospect ... Ranked by *Baseball America* as the No. 15 Royals prospect
- 2022: Began the season with the Rome Braves (A+) in the South Atlantic League ... made 15 starts in High-A and went 7-2 with a 2.36 ERA (21 ER in 80.0 IP), while striking out 90 and walking just 21 (4.29 K/BB) ... 13 of his 15 starts with Rome were at least 5.0 IP, including seven starts of 6.0 innings or more ... traded with 2 others players to Kansas City from Atlanta on 7/11, assigned to NW Arkansas.
- 2021: Drafted by Atlanta in the 12th round of the 2021 MLB Draft out of the University of Illinois ... made seven starts for Augusta (A) and went 2-2 with a 2.73 ERA (9 ER in 29.2 IP), while striking out 37 and walking eight (4.63 K/BB).

4SFB, 2SFB SL, CH | CONSECUTIVE BATTERS RETIRED: 1 (9/2/2022)

SCORELESS STREAK: 1.2 IP (9/2/2022)

- 2022: Opened the season on NWA roster, did not appear in a game ... placed on IL 4/12, activated 6/30 ... 4 rehab games with ACL Royals: 7 K in 4.2 IP ... 5 of 16 Nationals appearances have been scoreless, has allowed 1 earned run or less in 10 of 16.
- 2021: Between Columbia (A) and Quad Cities (A+), went 4-3 across 35 games with a 3.94 ERA (26 ER in 59.1 IP) and 89 strikeouts ... his five saves were tied for sixth in the system, while 37.7% K% ranked 3rd (min. 50 IP) ... added to Kansas City's 40-man roster on Nov. 19, 2021.
- MISC: Was on the Kansas City Royals grounds crew as a high schooler in 2014 and 2015, and was given a World Series ring.

4SFB, SL, CH | CONSECUTIVE BATTERS RETIRED: 0

SCORELESS STREAK: 0.0 IP

- 2022: Assigned to NWA on 8/12 from Quad Cities (A+) ... made one appearance for Omaha (AAA) on 6/1, pitched in 25 games for the River Bandits with a 2.65 ERA (10 ER in 34.0 IP), 3rd in the Midwest League with nine saves (in 15 tries) ... didn't allow an earned run in his last 12 games, 15.1 innings in High-A.
- 2021: Traded by Atlanta to Kansas City in exchange for Jorge Soler on 7/30 ... before the trade, pitched in 20 games with Rome (A+) and had a 3.26 ERA (11 ER in 30.1 IP) and 35 strikeouts ... made 14 relief appearances with Quad Cities (A+), went 2-2 with a 4.12 ERA (9 ER in 19.2 IP) and 23 strikeouts to just six walks ... five scoreless outings 8/15 - 9/1.
- 2019: Drafted by Atlanta in the 4th Round out of Texas A&M, where he was teammates with Asa Lacy ... made his pro debut with the GCL Braves, then pitched in 13 games, 13 games Rome (A) and went 1-1 with a 1.31 ERA (3 ER in 20.2 IP) and 22 strikeouts.

4SFB, SL, CH | CONSECUTIVE BATTERS RETIRED: 1 (9/3/2022)

SCORELESS STREAK: 0.1 IP (9/3/2022)

- Ranked by MLB Pipeline as the No. 12 Royals prospect ... Ranked by *Baseball America* as the No. 8 Royals prospect
- 2022: Assigned to NW Arkansas 7/26 after seven starts with the ACL Royals (R) and one with Quad Cities (A+) ... across eight rehab games, went 0-1 with a 4.24 ERA (11 ER in 23.1 IP) and 32 strikeouts with five walks.
- 2021: Broke camp with NW Arkansas (AA) and started four games for the Nationals, going 2-0 with a 1.59 ERA (3 ER in 17.0 IP) ... exited his start 5/23 in SPR after striking out two and throwing 10 pitches ... missed the rest of the season after undergoing Tommy John surgery the first week of June ... added to KC's 40-man roster on 11/19/21.
- 2019: Threw the second no-hitter in Wilmington (A+) history on 7/15, with nine strikeouts and no walks on 98 pitches (63 strikes).

4SFB, SL, CH, CB | CONSECUTIVE BATTERS RETIRED: 1 (9/3/2022)

SCORELESS STREAK: 0.0 IP

- 2022: Pitched a scoreless Cactus League inning with a strikeout on 3/29 against his dad's Seattle Mariners ... his .203 opponents' batting average ranks second among Royals minor league pitchers with at least 50.0 IP, while 11.73 K/9 is third and 28.0% K% ranks fifth ... 22 of 38 outings have been scoreless.
- 2021: Pitched 22 games for Quad Cities, went 1-0 with eight saves (in 10 chances) and a 3.19 ERA (11 ER in 31.0 IP) and 39 strikeouts ... eight saves ranked tied second in the Royals' system ... 15 of his 22 outings were scoreless, only allowing more than one run three times.
- MISC: Full name is Jonah Seaver Dipoto, after Tom Seaver ... father Jerry Dipoto is currently the President of Baseball Operations for the Seattle Mariners, formerly their GM.

SI, 4SFB, SL, CH | CONSECUTIVE BATTERS RETIRED: 7 (9/3/2022)

SCORELESS STREAK: 5.2 IP (8/24/22 to 9/3/22)

CAREER HIGHS

| | | |
|----|-----|--------------------------------------|
| IP | 7.0 | (2x) Last: 8/5/18 vs. Grand Junction |
| K | 7 | (3x) Last: 7/22/21 vs. ACL Padres |
| BB | 3 | (2x) Last: 8/1/21 @ Charleston |
| H | 9 | (6x) Last: 9/17/21 vs. Springfield |
| R | 9 | (2x) Last: 7/18/18 @ Helena |
| NP | 89 | (2x) Last: 9/4/18 vs. Ogden |
| IP | 6.1 | 5/31/22 vs. Corpus Christi |
| K | 11 | 5/14/21 vs. Tulsa |
| BB | 6 | 7/10/22 vs. Tulsa |
| H | 10 | (2x) Last: 7/30/22 @ Wichita |
| R | 8 | 6/11/22 @ Tulsa |
| NP | 102 | 8/24/22 vs. Springfield |
| IP | 7.0 | (2x) Last: 6/18/17 vs. Asheville |
| K | 10 | 5/21/17 @ Charleston |
| BB | 5 | (6x) Last: 6/30/21 @ Springfield |
| H | 10 | 6/18/21 @ San Antonio |
| R | 7 | 6/18/21 @ San Antonio |
| NP | 96 | 6/12/17 vs. Greenville |
| IP | 3.1 | 5/17/22 @ Arkansas |
| K | 4 | (2x) Last: 6/26/22 vs. Springfield |
| BB | 4 | (2x) Last: 8/17/22 vs. San Antonio |
| H | 5 | (3x) Last: 8/13/22 @ Arkansas |
| R | 6 | 8/17/22 vs. San Antonio |
| NP | 58 | 6/22/22 vs. Springfield |
| IP | 5.1 | 7/16/22 vs. Greenville |
| K | 11 | 7/10/22 @ Jersey Shore |
| BB | 4 | 8/9/22 @ Arkansas |
| H | 9 | 9/2/22 @ Tulsa |
| R | 10 | 9/2/22 @ Tulsa |
| NP | 79 | 8/20/22 vs. San Antonio |
| IP | 5.0 | (4x) Last: 8/25/21 vs. Wisconsin |
| K | 10 | 8/16/19 @ AZL Mariners |
| BB | 3 | (2x) Last: 6/22/22 @ Wisconsin |
| H | 7 | (2x) Last: 8/25/21 vs. Wisconsin |
| R | 6 | (2x) Last: 6/1/22 vs. Indianapolis |
| NP | 75 | 8/25/21 vs. Wisconsin |
| IP | 7.0 | 6/9/22 @ Tulsa |
| K | 10 | (3x) Last: 7/23/22 vs. Springfield |
| BB | 5 | (3x) Last: 8/25/22 vs. Springfield |
| H | 12 | 7/29/19 vs. Missoula |
| R | 9 | 7/29/19 vs. Missoula |
| NP | 99 | 8/5/22 vs. Tulsa |
| IP | 3.0 | (5x) Last: 8/12/21 vs. Beloit |
| K | 6 | (5x) Last: 8/12/21 vs. Beloit |
| BB | 5 | (2x) Last: 6/2/22 vs. Corpus Christi |
| H | 6 | 8/24/22 vs. Springfield |
| R | 7 | 8/24/22 vs. Springfield |
| NP | 56 | 7/1/21 vs. Cedar Rapids |
| IP | 7.0 | (3x) Last: 6/16/22 @ Asheville |
| K | 11 | 4/21/22 @ Bowling Green |
| BB | 4 | (3x) Last: 7/31/22 @ Wichita |
| H | 8 | (3x) Last: 7/22/22 vs. Springfield |
| R | 5 | (4x) Last: 8/19/22 vs. San Antonio |
| NP | 100 | 8/26/22 vs. Springfield |
| IP | 7.0 | (2x) Last: 8/2/19 vs. Billings |
| K | 10 | (3x) Last: 8/2/19 vs. Billings |
| BB | 5 | 6/24/18 @ Orem |
| H | 10 | 8/20/17 @ Bluefield |
| R | 11 | 8/20/17 @ Bluefield |
| NP | 103 | 7/8/17 @ Danville |
| IP | 3.0 | (3x) Last: 7/13/22 vs. Great Lakes |
| K | 4 | (5x) Last: 5/8/22 @ Cedar Rapids |
| BB | 4 | 8/25/22 vs. Springfield |
| H | 5 | 7/10/21 vs. Bowling Green |
| R | 6 | 8/25/22 vs. Springfield |
| NP | 44 | 5/14/22 vs. Wisconsin |
| IP | 9.0 | 7/16/19 vs. Carolina |
| K | 12 | 7/11/22 vs. ACL Dodgers |
| BB | 4 | 8/14/18 @ Billings |
| H | 12 | 7/21/18 @ Missoula |
| R | 7 | (2x) Last: 7/21/18 @ Missoula |
| NP | 98 | (3x) Last: 8/1/19 vs. Fayetteville |
| IP | 3.0 | (4x) Last: 5/16/21 vs. Cedar Rapids |
| K | 6 | 5/16/21 vs. Cedar Rapids |
| BB | 4 | (2x) Last: 4/8/22 @ Springfield |
| H | 5 | 8/24/22 vs. Springfield |
| R | 5 | 8/24/22 vs. Springfield |
| NP | 50 | 8/24/22 vs. Springfield |



NATURALS RELIEVERS

| PITCHER | LAST APPEARANCE (NWA) |
|---------------------------|------------------------------------|
| 13 Eldred, C.J. | FRI 9/2 @ Tulsa (0.1 IP) |
| 22 Woods Jr., Stephen | TUE 8/30 @ Tulsa (2.0 IP) |
| 27 Pennington, Walter | SAT 9/3 @ Tulsa (1.0 IP) |
| 31 Marquez, Emilio | FRI 9/2 @ Tulsa (2.0 IP) |
| 33 Klein, Will | FRI 9/2 @ Tulsa (2.0 IP) |
| 35 Webb, Nate | FRI 9/2 @ Tulsa (0.2 IP) |
| 39 Kalich, Kasey | SAT 9/3 @ Tulsa (1.0 IP) |
| 55 Dipoto, Jonah | SAT 9/3 @ Tulsa (2.2 IP) |
| 38 Biasi, Dante | SUN 8/7 vs. Tulsa (2.0 IP) |
| Brentz, Jake | WED 6/22 vs. Springfield (0.0 IP) |
| Capps, Holden | SAT 6/25 vs. Springfield (1.2 IP) |
| 51 Chamberlain, Christian | SAT 8/6 vs. Tulsa (2.0 IP) |
| Cosby, Christian | THU 6/16 vs. Arkansas (1.0 IP) |
| Del Rosario, Yefri | WED 8/31 @ Tulsa (1.0 IP) |
| Haake, Zach | SAT 8/27 vs. Springfield (2.2 IP) |
| 21 Lacy, Asa | THU 8/18 vs. San Antonio (1.0 IP) |
| Peacock, Matt | WED 6/15 vs. Arkansas (1.0 IP) |
| Phillips, Zack | SUN 7/10 vs. Tulsa (1.0 IP) |
| Skoglund, Eric | FRI 7/15 @ Corpus Christi (2.2 IP) |
| Smith, Patrick | THU 5/12 vs. Wichita (0.1 IP) |
| Sottillet, Andres | SAT 7/23 vs. Springfield (1.1 IP) |
| Speier, Gabe | WED 6/15 vs. Arkansas (1.0 IP) |
| 32 Veneziano, Anthony | SAT 5/14 vs. Wichita (4.2 IP) |
| Willemann, Zach | THU 5/26 @ Midland (2.0 IP) |

ENTRANCE SITUATION

| LEAD | TRAIL | TIED |
|------|-------|------|
| 1 | 2 | - |
| 13 | 20 | 2 |
| 27 | 16 | 6 |
| 2 | 3 | - |
| 8 | 17 | - |
| 5 | 10 | 1 |
| 4 | 3 | - |
| 10 | 27 | 1 |
| 5 | 2 | - |
| 6 | 8 | 2 |
| 5 | 9 | 1 |
| 1 | 4 | 1 |
| 17 | 19 | 2 |
| 4 | 7 | 2 |
| 3 | 4 | 1 |
| 1 | - | - |
| 3 | 13 | 1 |
| - | 2 | 2 |
| 1 | 1 | 1 |
| 12 | 6 | 1 |
| 1 | - | - |
| 9 | 5 | 2 |
| 120 | 179 | 26 |

INNING ENTERING THE GAME

| 1 | 2 | 3 | 4 | 5 | 6 | 7 | 8 | 9 | 10+ |
|---|---|---|----|----|----|----|----|----|-----|
| - | - | - | 1 | - | 1 | - | 1 | - | - |
| - | - | 2 | 2 | 5 | 5 | 13 | 5 | 3 | - |
| - | 1 | 2 | 4 | 4 | 5 | 6 | 1 | 1 | - |
| 1 | - | - | 1 | 1 | 1 | 1 | - | - | - |
| - | - | - | 1 | 4 | 6 | 9 | 5 | - | - |
| - | - | - | 1 | 4 | 5 | 3 | 2 | - | - |
| - | - | - | - | 1 | 3 | 2 | 1 | - | - |
| - | - | - | 1 | 1 | 9 | 9 | 14 | 4 | - |
| - | 2 | - | - | 3 | 1 | - | 1 | - | - |
| - | - | - | - | - | 1 | 1 | - | - | - |
| - | - | 1 | 3 | 6 | 2 | 1 | 2 | - | - |
| - | - | 2 | - | 6 | 4 | 2 | 1 | - | - |
| - | 1 | - | 2 | 2 | - | - | - | - | - |
| - | 1 | 2 | 1 | 6 | 5 | 12 | 11 | - | - |
| - | 1 | 4 | 2 | 4 | 2 | - | - | - | - |
| - | - | 3 | 3 | 2 | - | - | - | - | - |
| - | - | - | - | 1 | - | - | - | - | - |
| 1 | 1 | 2 | - | 3 | 4 | 2 | 2 | 1 | 1 |
| - | - | - | 2 | - | - | - | 1 | - | 1 |
| - | - | - | 1 | 1 | - | 2 | 11 | 4 | - |
| - | - | - | - | - | 1 | - | - | - | - |
| - | 1 | - | - | - | - | - | - | - | - |
| - | - | - | - | - | - | 1 | 8 | 6 | 1 |
| 2 | 6 | 9 | 22 | 36 | 68 | 68 | 74 | 36 | 4 |

INHERITED RUNNERS

| BR INHER. | BR SCORE | % SCORE |
|-----------|----------|---------|
| 3 | 2 | 66.7% |
| 17 | 5 | 29.4% |
| 23 | 9 | 39.1% |
| 4 | 2 | 66.7% |
| 4 | 2 | 50.0% |
| 22 | 13 | 59.1% |
| 8 | 1 | 12.5% |
| 38 | 18 | 47.4% |
| 3 | 0 | 0.0% |
| 10 | 3 | 30.0% |
| 3 | 0 | 0.0% |
| 5 | 4 | 80.0% |
| 26 | 6 | 23.1% |
| 11 | 9 | 81.8% |
| - | - | - |
| - | - | - |
| 11 | 0 | 0.0% |
| 2 | 2 | 100.0% |
| 12 | 0 | 0.0% |
| - | - | - |
| 3 | 1 | 33.3% |
| 5 | 3 | 60.0% |
| 209 | 80 | 38.3% |

1-2-3 INNINGS

| TOTAL POSSIBLE | % 1-2-3 |
|----------------|---------|
| 1 | 33.3% |
| 8 | 42 |
| 14 | 43 |
| 4 | 10 |
| 11 | 28 |
| 2 | 12 |
| 2 | 7 |
| 15 | 42 |
| 5 | 19 |
| 1 | 1 |
| 4 | 20 |
| 3 | 18 |
| 1 | 8 |
| 13 | 53 |
| 5 | 23 |
| 1 | 9 |
| 0 | 1 |
| 9 | 29 |
| 2 | 5 |
| 9 | 27 |
| 0 | 1 |
| 1 | 4 |
| 8 | 20 |
| 119 | 425 |
| 28.0% | |

STARTING PITCHER SPLITS

| PITCHER | GS | W-L | TEAM W-L | R SUPPORT | SUPPORT/START |
|-----------------------|----|------|----------|-----------|---------------|
| 18 Marsh, Alec | 22 | 1-13 | 4-18 | 42 | 1.91 |
| 32 Veneziano, Anthony | 22 | 5-8 | 10-12 | 79 | 3.59 |
| Biasi, Dante | 15 | 3-5 | 9-6 | 46 | 3.07 |
| Zerpa, Angel | 13 | 2-5 | 5-8 | 47 | 3.62 |
| Parrish, Drew | 10 | 4-3 | 5-5 | 27 | 2.70 |
| 34 Hoffmann, Andrew | 8 | 2-3 | 4-4 | 26 | 3.25 |
| 40 Bowlan, Jon | 7 | 1-2 | 4-3 | 26 | 3.71 |
| Murdock, Noah | 7 | 0-6 | 1-6 | 19 | 2.71 |
| 28 Sikkema, T.J. | 6 | 0-4 | 2-4 | 9 | 1.50 |
| Phillips, Zack | 3 | 0-1 | 2-1 | 7 | 2.33 |
| Klein, Will | 3 | 0-0 | 2-1 | 7 | 2.33 |
| Martinez, Marcelo | 3 | 1-1 | 2-1 | 15 | 5.00 |
| Lacy, Asa | 3 | 0-1 | 2-1 | 11 | 3.67 |
| Pennington, Walter | 1 | 0-0 | 0-1 | 3 | 3.00 |
| Haake, Zach | 1 | 0-0 | 1-0 | 5 | 5.00 |
| 124 | | | | 369 | 2.98 |

1ST PITCH STRIKES

| FPS | TBF | % FPS |
|-------|-------|-------|
| 257 | 468 | 54.9% |
| 267 | 474 | 56.3% |
| 149 | 285 | 52.3% |
| 157 | 278 | 56.5% |
| 134 | 215 | 62.3% |
| 91 | 178 | 51.1% |
| 84 | 138 | 60.9% |
| 71 | 153 | 46.4% |
| 65 | 111 | 58.6% |
| 31 | 51 | 60.8% |
| 15 | 30 | 50.0% |
| 39 | 55 | 70.9% |
| 24 | 51 | 47.1% |
| 8 | 13 | 61.5% |
| 4 | 17 | 23.5% |
| 1,396 | 2,517 | 55.5% |

1-2-3 INNINGS

| TOTAL | POSSIBLE | % 1-2-3 |
|-------|----------|---------|
| 25 | 102 | 24.5% |
| 21 | 92 | 22.8% |
| 12 | 61 | 19.7% |
| 16 | 72 | 22.2% |
| 28 | 54 | 51.9% |
| 10 | 37 | 27.0% |
| 5 | 27 | 18.5% |
| 6 | 28 | 21.4% |
| 5 | 21 | 23.8% |
| 1 | 9 | 11.1% |
| 0 | 3 | 0.0% |
| 7 | 14 | 50.0% |
| 3 | 9 | 33.3% |
| 1 | 3 | 33.3% |
| 0 | 3 | 0.0% |
| 140 | 535 | 26.2% |

NATURALS STARTERS VS. RELIEVERS

| STARTERS | RELIEVERS |
|-----------|--------------------|
| 19-51 | W-L 34-20 |
| 6.00 | ERA 6.07 |
| 547.2 | INNINGS 536.1 |
| 587 (98) | HITS (HR) 578 (59) |
| 405 (365) | R (ER) 414 (362) |
| 290 | BB 361 |
| 566 | K 540 |
| 1.60 | WHIP 1.75 |
| .272 | AVG .274 |

STARTING PITCHER/CATCHER MATCHUPS

| | | SEBASTIAN RIVERO | | | | | | LOGAN PORTER | | | | | | TYLER CROPLEY | | | | | | LUCA TRESH | | | | | | TOTALS | | | | | | | | | | | |
|---------|--------------------|------------------|-------|-------|-------|-----|--------|--------------|--------|-------|-------|-------|--------|---------------|--------|------|------|------|--------|------------|--------|------|----|-----|--------|--------|--------|-------|-----|-----|--------|------|--------|------|-----|------|----|
| PITCHER | | GS | W-L | ERA | IP | ER | BB | SO | GS | W-L | ERA | IP | ER | BB | SO | GS | W-L | ERA | IP | ER | BB | SO | GS | W-L | ERA | IP | ER | BB | SO | GS | W-L | ERA | IP | ER | BB | SO | |
| 18 | Marsh, Alec | 8 | 0-4 | 6.38 | 36.2 | 31 | 15 | 47 | 6 | 1-2 | 7.24 | 27.1 | 22 | 10 | 46 | 5 | 0-4 | 9.13 | 22.2 | 23 | 16 | 23 | 2 | 0-2 | 9.28 | 10.2 | 11 | 4 | 12 | 22 | 1-13 | 7.70 | 99.1 | 85 | 49 | 133 | |
| 32 | Veneziano, Anthony | 6 | 2-3 | 5.33 | 25.1 | 19 | 17 | 27 | 5 | 0-1 | 7.94 | 22.2 | 20 | 16 | 28 | 7 | 2-3 | 8.11 | 30.0 | 27 | 23 | 31 | 1 | 0-0 | 5.40 | 6.2 | 4 | 2 | 8 | 22 | 5-8 | 6.42 | 101.0 | 72 | 62 | 110 | |
| | Biasi, Dante | 5 | 1-2 | 1.90 | 23.2 | 6 | 14 | 26 | 6 | 1-1 | 4.32 | 25.0 | 12 | 17 | 23 | 1 | 0-0 | 5.40 | 5.0 | 3 | 2 | 5 | 2 | 0-2 | 13.50 | 5.1 | 8 | 7 | 5 | 15 | 3-5 | 3.94 | 64.0 | 28 | 43 | 63 | |
| | Zerpa, Angel | 6 | 2-1 | 3.34 | 29.2 | 12 | 11 | 27 | 4 | 0-2 | 4.82 | 18.2 | 12 | 6 | 24 | 2 | 0-1 | 7.00 | 9.0 | 7 | 3 | 9 | - | - | - | - | - | - | 13 | 2-5 | 4.36 | 64.0 | 31 | 21 | 69 | | |
| | Parrish, Drew | 4 | 1-1 | 3.32 | 19.0 | 8 | 7 | 16 | 3 | 2-1 | 3.16 | 17.1 | 6 | 4 | 11 | - | - | - | - | - | - | - | - | 10 | 4-3 | 2.13 | 55.0 | 13 | 14 | 48 | 10 | 4-3 | 2.13 | 55.0 | 13 | 14 | 48 |
| 34 | Hoffmann, Andrew | 1 | 0-1 | 7.94 | 3.2 | 5 | 4 | 2 | 2 | 1-1 | 5.23 | 10.1 | 6 | 3 | 9 | 1 | 0-0 | 2.08 | 4.1 | 1 | 4 | 4 | 4 | 1-1 | 6.50 | 18.0 | 13 | 9 | 15 | 8 | 2-3 | 5.87 | 38.1 | 25 | 20 | 30 | |
| 40 | Bowlan, Jon | 1 | 0-1 | 7.71 | 4.2 | 4 | 1 | 3 | - | - | - | - | - | - | - | 3 | 0-1 | 5.84 | 12.1 | 8 | 5 | 11 | 3 | 0-0 | 7.30 | 12.1 | 10 | 6 | 8 | 7 | 1-2 | 6.75 | 29.1 | 22 | 12 | 22 | |
| | Murdock, Noah | 3 | 0-3 | 9.75 | 12.0 | 13 | 10 | 8 | 2 | 0-2 | 14.04 | 8.1 | 13 | 3 | 9 | 1 | 0-1 | 3.00 | 6.0 | 2 | 2 | 4 | 3 | 0-0 | - | - | - | - | - | 7 | 0-6 | 9.00 | 30.0 | 30 | 20 | 25 | |
| 28 | Sikkema, T.J. | 1 | 0-0 | 4.50 | 4.0 | 2 | 3 | 6 | 1 | 0-0 | 4.15 | 4.1 | 2 | 1 | 4 | 2 | 0-2 | 9.45 | 6.2 | 7 | 4 | 3 | 2 | 0-2 | 10.57 | 7.2 | 9 | 5 | 6 | 6 | 0-4 | 7.94 | 22.2 | 20 | 13 | 19 | |
| | Phillips, Zack | 2 | 0-1 | 16.20 | 5.0 | 10 | 4 | 4 | 1 | 0-0 | 9.00 | 4.0 | 4 | 2 | 5 | - | - | - | - | - | - | - | - | 3 | 0-1 | 13.00 | 9.0 | 13 | 6 | 9 | 3 | 0-1 | 13.00 | 9.0 | 13 | 6 | 9 |
| | Klein, Will | 1 | 0-0 | 20.25 | 1.1 | 4 | 5 | 1 | 2 | 0-0 | 16.88 | 2.2 | 5 | 7 | 1 | - | - | - | - | - | - | - | - | 3 | 0-0 | 18.00 | 4.0 | 8 | 12 | 2 | 3 | 0-0 | 18.00 | 4.0 | 8 | 12 | 2 |
| | Martinez, Marcelo | 1 | 1-0 | 1.50 | 6.0 | 1 | 1 | 7 | 2 | 0-0 | 3.38 | 8.0 | 5 | 6 | 10 | - | - | - | - | - | - | - | - | 3 | 1-0 | 2.57 | 14.0 | 4 | 7 | 17 | 3 | 1-0 | 2.57 | 14.0 | 4 | 7 | 17 |
| | Lacy, Asa | 1 | 0-0 | 6.75 | 4.0 | 3 | 3 | 6 | 1 | 0-0 | 67.50 | 0.2 | 5 | 5 | 0 | 1 | 0-1 | 3.18 | 5.2 | 2 | 2 | 7 | - | - | - | - | - | - | 3 | 0-1 | 8.71 | 10.1 | 10 | 10 | 13 | | |
| | Pennington, Walter | - | - | - | - | - | - | - | - | - | - | - | - | - | - | 1 | 0-0 | 3.00 | 3.0 | 1 | 0 | 3 | - | - | - | - | - | - | 1 | 0-0 | 3.00 | 3.0 | 1 | 0 | 3 | | |
| | Haake, Zach | - | - | - | - | - | - | - | - | - | - | - | - | - | - | - | - | - | - | - | - | - | - | - | - | - | - | - | - | - | - | - | - | - | - | | |
| | Relievers | - | 9-7 | 6.31 | 178.1 | 143 | 122 | 175 | - | 15-6 | 4.98 | 157.1 | 87 | 85 | 174 | 24 | 1-6 | 8.00 | 99.0 | 88 | 79 | 92 | 1 | 0-0 | 7.36 | 3.2 | 3 | 1 | 3 | 1 | 0-0 | 7.36 | 3.2 | 3 | 1 | 3 | |
| | TOTALS | 40 | 16-24 | 5.80 | 355.3 | 229 | 217 | 355 | 35 | 20-16 | 5.72 | 306.7 | 195 | 165 | 344 | 24 | 4-19 | 7.47 | 203.2 | 169 | 140 | 192 | 15 | 8-7 | 6.70 | 129.0 | 96 | 78 | 117 | 124 | 53-71 | 6.04 | 1084.0 | 727 | 651 | 1106 | |
| | | CS/ATT | 8/52 | | | PCT | 15.38% | | CS/ATT | 10/41 | | PCT | 24.39% | | CS/ATT | 8/35 | | PCT | 14.86% | | CS/ATT | 5/37 | | PCT | 13.51% | | CS/ATT | 31/74 | | PCT | 17.82% | | | | | | |



PLAYER

QUICK NOTES

CAREER HIGHS

1 JOHN
RAVE

OUTFIELDER • L/L • 6'0" • 185 • 12/30/1997 (24)
2019 MLB Draft — Round 5 (Illinois State)
Born: Canton, Illinois • Resides: Bloomington, Illinois

2 TYLER
CROPLEY

CATCHER • R/R • 5'11" • 185 • 12/10/1995 (26)
Signed 10/8/2020 as a Minor League Free Agent
Born: Sioux City, Iowa • Resides: Cedar Rapids, Iowa

4 MORGAN
McCULLOUGH

INFILDER • L/R • 5'9" • 185 • 12/19/1997 (24)
Signed 1/26/2022 as a Minor League Free Agent
Born/Resides: Seattle, Washington

7 JEISON
GUZMÁN

INFILDER • R/R • 6'2" • 205 • 10/8/1998 (23)
Signed 8/10/2022 as a Minor League Free Agent
Born/Resides: Santo Domingo, Dominican Republic

8 DIEGO
HERNÁNDEZ

OUTFIELDER • L/L • 6'0" • 15 • 11/21/2000 (21)
Signed 7/8/2017 as an International Free Agent
Born/Resides: Santo Domingo Este, Dominican Republic

9 JAKE
MEANS

INFILDER • R/R • 6'2" • 215 • 4/14/1996 (26)
2019 MLB Draft — Round 22 (Indiana State)
Born/Resides: Gardner, Kansas

11 LUCA
TRESH

CATCHER • R/R • 6'1" • 193 • 1/11/2000 (22)
2021 MLB Draft — Round 17 (NC State)
Born: Clearwater Florida • Resides: Safety Harbor, Florida

12 TUCKER
BRADLEY

OUTFIELDER • L/L • 6'0" • 206 • 5/6/1998 (24)
Signed 6/23/2020 as a Non-Drafted Free Agent
Born/Resides: Chickamauga, Georgia

16 ROBBIE
GLENDINNING

INFILDER • R/R • 6'2" • 198 • 10/6/1995 (26)
Signed 2/22/2022 as a Minor League Free Agent
Born: Perth, Western Australia • Resides: Kansas City, MO

17 ANGELO
CASTELLANO

INFILDER • R/R • 6'0" • 165 • 1/13/1995 (27)
Signed 7/16/2011 as an International Free Agent
Born/Resides: San Diego, Venezuela

19 TYLER
GENTRY

OUTFIELDER • R/R • 6'2" • 200 • 2/1/1999 (23)
2020 MLB Draft — Round 3 (Alabama)
Born: Memphis, Tennessee • Resides: Arlington, Tennessee

25 SEULY
MATIAS

OUTFIELDER • R/R • 6'3" • 225 • 9/4/1998 (24)
Signed 7/4/2015 as an International Free Agent
Born/Resides: La Isabela, Dominican Republic

26 CJ
ALEXANDER

INFILDER • L/R • 6'5" • 215 • 7/17/1996 (26)
Traded from Atlanta — 7/11/2022
Born: Merrillville, Indiana • Resides: Fort Wayne, Indiana

- 2022: Began the season with NW Arkansas, transferred to Omaha (AAA) May 25 - June 4 and July 12-18 ... in 11 Triple-A games, hit .195 (8-for-41) ... produced the third 2-homer game of his career with Omaha on 7/17 @ Rochester, drove in four runs ... has made at least 13 starts at each OF position with NWA ... 2-for-5 as a pinch-hitter ... reached in career-best 15 straight games from 8/16 to 9/2 with 300 AVG and 413 OBP.
- 2021: Named an MiLB.com Organization All-Star in the outfield for Kansas City ... spent the season with Quad Cities (A+), playing in 77 games and hit .252/.352/.453 (70-for-278) ... hit 2 homers and stole 13 bases, making him one of five 13-13 players in the system in 2021.
- 2019: Assigned to Burlington (R) and played 15 games in the Appy League, promoted to Lexington (A) on 7/7, where he finished the season and won the SAL championship.

HIT STREAK:

ON-BASE BASE STREAK:

- 2022: Began the season with NWA, went 1-for-8 across four games, placed on IL 4/19, activated 6/14 ... rehabbed 5 games with ACL Royals and Columbia (A) from 6/6 to 6/12, went 4-for-16 with a double and walk ... first HR of the season on 7/4 vs. Tulsa ... has thrown 3.0 scoreless innings on mound 4/9, 8/17, 8/24.
- 2021: Spent the entire season with Northwest Arkansas (AA) ... across 26 games (19 starts), slashed .194/.325/.313 (13-for-67) with two home runs and six runs batted in ... 6 of his 13 hits came in the month of July, where he hit .261 (6-for-23) in 10 games, with a double and three walks ... caught 5 of 12 would-be base stealers (42.0% CS).
- 2018-20: Nationals 8th-round pick in 2018, hit .310 (13-for-42) over 14 games between the GCL Nationals and Auburn (A-) ... limited to 41 games in 2019 with the Hagerstown Suns (A) and spent time on the injured list, hit .187/.294/.276 (23-for-123) ... released by Washington on May 29, 2022.

HIT STREAK:

ON-BASE BASE STREAK:

- 2022: Began the season with Quad Cities (A+) and has totaled 64 games with the River Bandits, slashed .241/.370/.398 (46-for-191) with five HR and 23 RBI, playing 2B, 3B and SS ... assigned to NW Arkansas on 7/12, had hits in first two games with the Naturals ... back to Quad Cities 7/19, NWA again on 8/1.
- 2021: Played for the Kansas City Monarchs in the MiLB Partner League American Association and was named the PURE Performance Rookie of the Year in the league ... slashed .333/.406/.557 (94-for-282) across 80 games for the league champions ... led the team in batting average, ranked fifth in the league.
- 2019-20: Drafted by Los Angeles (AL) in the 22nd Round of the 2019 draft out Alabama and split the season between Orem (R) and Burlington (A), slashing a combined .248/.352/.359 (49-for-198) with four home runs and 22 runs batted in ... released by the Angels on May 29, 2020.

HIT STREAK: 2 Games (9/2 to 9/3), 400 (2-for-5), 1 HR

ON-BASE BASE STREAK: 7 Games (8/20 to 9/3), .286 (6-for-21), 5 BB

- 2022: Assigned to NW Arkansas on 8/23 ... signed with Arizona 11/24/2021, began season on Amarillo injured list and played 8 games for Sod Poodles between 5/19 and 5/28, placed on Injured List 5/29 and released 6/5 ... singled by Royals 8/10, played 3 games in Arizona Complex League from 8/15 to 8/20.
- 2021: Began the season in Quad Cities (A+), assigned to Naturals from High-A Quad Cities on 8/12 ... in 32 games with NWA, hit .216 (27-for-125) with 10 XBH and 15 RBI, went 5-for-13 in AA-Central Championship Series ... helped the D.R. earn a bronze medal at Tokyo Olympics as starting SS, went 3-for-19 with HR across 6 games.
- 2020: Spent a majority of the regular season in the Royals' alternate training site, started switch-hitting again ... recalled to MLB club on Aug. 11, did not appear in a game, optioned on Aug. 14 ... non-tendered Dec. 2, re-signed Dec. 17 ... originally signed by Kansas City as an international free agent on July 3, 2015.

HIT STREAK:

ON-BASE BASE STREAK:

- Ranked by MiLB Pipeline as the No. 24 Royals prospect ... Ranked by Baseball America as the No. 30 Royals prospect
- 2022: Assigned to NWA on 8/9 after beginning the season with Quad Cities (A+) ... in 83 games with the River Bandits, hit .279 (92-for-330) with 7 homers ... at the time of his promotion, ranked 6th in the Midwest League in steals (27), tied sixth in hits (92) ... reached base in league-best 29 straight games between 5/11 and 6/22, hitting .363 in that span ... hit walk-off fielder's choice RBI on 8/19 vs. SA ... first Double-A HR was walk-off 2-run HR on 8/26 vs. SPR.
- 2021: Played in 74 games for Columbia (A) as the team's primary leadoff hitter and center fielder, finished fifth in the Low-A East with 34 stolen bases, playing ... his 35 total stolen bases tied Maikel Garcia for the fourth-most among all Royals minor leaguers.

HIT STREAK:

ON-BASE BASE STREAK:

- 2022: Only Natural to make at least one start at every infield position: 1B (18), 2B (5), SS (5) & 3B (64), one of five players in the Texas League with 5+ starts at 4+ positions ... reached base 4 times in back-to-back games, 5/27 and 5/28 @ Midland ... doubled 6 times in 8-game stretch, 5/24 to 6/1.
- 2021: Spent the first month and a half of the season with Columbia (A) before a promotion to Quad Cities (A+) on 6/15, where he finished out the season ... combined to slash .222/.343/.429 (76-for-343) over 97 games, with 16 home runs and 52 runs batted in ... assigned to the Surprise Saguaros of the Arizona Fall League after the MiLB season ... across 19 games, slashed .171/.244/.271 (12-for-70) with four doubles.
- MISC: Younger brother of Baltimore SP John Means ... attended Gardner Edgerton HS, same high school as Bubba Starling ... college teammates with former Natural Clay Dungan

HIT STREAK:

ON-BASE BASE STREAK:

- Ranked by MiLB Pipeline as the No. 18 Royals prospect ... Ranked by Baseball America as the No. 18 Royals prospect
- 2022: Assigned to NWA on 8/9 after beginning the season with Quad Cities (A+) ... over 80 games with the River Bandits, hit .273 (82-for-300) with 14 HR and 54 RBI ... at the time of his promotion, ranked tied ninth in the Midwest League in runs batted in (54) ... hit first Double-A HR was walk-off 8/21 vs. SA.
- 2021: Spent time with the ACL Royals Blue (R) and Columbia (A), combined to slash .226/.293/.359 (12-for-53) in 16 games, with four doubles, one home run and eight runs batted in ... assigned to the Surprise Saguaros of the Arizona Fall League after the Minor League season ended and played in seven games, going 3-for-24 (.125 average).
- 2019-2021: Played collegiately at North Carolina State University ... in 2018, one of three players to start all 56 games, led the Wolfpack with 15 home runs.

HIT STREAK: 2 Games (9/2 to 9/3), .222 (2-for-9), 1 2B

ON-BASE BASE STREAK: 12 Games (8/13 to 9/3), .217 (10-for-46), 5 BB, 2 HBP

- Ranked by MiLB Pipeline as the No. 26 Royals prospect
- 2022: Has reached base in 89 of 10 (82.41%), has reached base multiple times in team-best 56 games ... 1st on team with 33 multi-hit games ... 2 of 12 home runs this season have been grand slams, 4/23 @ Frisco and 5/12 vs. Wichita, both in 5th inning, first two of his pro career ... reached base at least twice in seven straight games from 7/26 to 8/2 ... homered in three straight games, 8/30 to 9/2.
- 2021: Began his professional career splitting the year between Columbia (A) and Quad Cities (A+) and combined to slash .285/.380/.427 (94-for-330) with 30 extra-base hits and 45 runs batted in ... his .380 OBP ranked fourth among qualified Royals Minor Leaguers, while a .285 average and .807 OPS ranked eighth.
- MISC: Lists favorite college memory as playing at Baum-Walker Stadium his freshman season at the University of Georgia in 2017

HIT STREAK: 5 Games (8/30 to 9/3), .438 (7-for-16), 3 HR

ON-BASE BASE STREAK: 7 Games (8/27 to 9/3), .318 (7-for-21), 5 BB

- 2022: Has reached base in 95 of 106 games this season (89.62%) ... has reached base multiple times in 51 games ... tied 3rd in Texas League with 76 RBI, tied 10th with 19 HR ... reached base in first 15 games of the season, April 8-29 ... 11-game hitting streak from 6/24 to 7/5 with NINE multi-hit games ... hit his first career two-homer game 7/3 @ Amarillo and homered 5 times in 4 games, 6/30 to 7/3, during hitting streak ... reached base 24 straight games, 8/2 to 9/2.
- 2021: Did not play, missing the entire year after undergoing Tommy John surgery ... tore his UCL while playing catch in February 2021.
- 2017-2019: Drafted by Pittsburgh in the 21st Round in 2017 and spent three seasons in the Pirates organization, slashing .274/.361/.417 (174-for-636) across 189 games, reaching as high as Double-A Altoona in 2019 ... named a Florida State League Mid-season All-Star in 2019.

HIT STREAK:

ON-BASE BASE STREAK:

- 2022: In his 11th year as a member of the Royals' organization ... assigned to NWA on 8/9 after beginning the season with Omaha (AAA) ... over 59 games with the Storm Chasers, slashed .218/.318/.316 (38-for-174) while playing six different positions (1B, 2B, 3B, SS, LF & RF) ... made at least 10 starts at each SS (150.2 innings), 3B (121.0 innings) and 1B (115.0 innings) ... snapped 0-for-27 stretch with Naturals on 8/21 vs. SA, is 7-for-24 since hitless streak ended.
- 2012-2021: Played 714 games in the Royals' minor league system, slashing .236/.312/.316 (553-for-2342), with 26 HR and 249 RBI ... 2013 Dominican Royals Player of the Year ... 86 games with NW Arkansas between 2019 and 2021, hitting .267 over 14 games in 2021 before a promotion to Omaha (AAA), where he played in 80 games.

HIT STREAK:

ON-BASE BASE STREAK: 8 Games (8/21 to 9/3), .292 (7-for-24), 6 BB

- Ranked by MiLB Pipeline as the No. 9 Royals prospect ... Ranked by Baseball America as the No. 12 Royals prospect
- 2022: Began season in Quad Cities (A+), assigned to NWA on 6/14 ... 5TH IN MiLB IN BATTING AVERAGE (.333) ... Royals system leader in AVG (.333), SLG (.552) and OPS (.984), 2nd in OBP (.432) ... has driven in at least one run in 31 of 61 games since joining the Naturals, has reached base in 56 of 61 games (.91.80 %), with 28 STRAIGHT, 2nd-longest streak in NWA history ... Texas League POTW week of 6/27-7/3, hit .435 (10-for-23) with 6 XBH (2 2B, 4 HR), 11 RBI, 1.543 OPS.
- 2021: Spent his first pro season in Quad Cities (A+), slashing .259/.395/.449 (38-for-147) in 44 games with the River Bandits ... played everyday for the first two months of the season ... placed on the 7-Day injured list on 7/14 and then the 60-Day IL 8/2 ... recorded hits in 30 of 43 games with at least one plate appearance, reached in 38 of 43 games.

HIT STREAK: 4 Games (8/31 to 9/3), .529 (9-for-17), 3 2B, 1 HR

ON-BASE BASE STREAK: 28 Games (7/30 to 9/3), .356 (36-for-101), 20 BB, 7 HBP

- Rated as having the "Best Outfield" among Royals' prospects in Baseball America's Best Tools surveys for five straight years, 2018 to 2022.
- 2022: Hit 14th walk-off HR in Nationals history, 6/4 vs. CC, two-run homer in 10th, his team-leading 9th HR of the season ... 5 of 10 hits in June were home runs ... 9th career two-homer game on 6/28 @ Amarillo, career-best 6 RBI in one game ... 2 HR in 13 games in August after not homering in July (19 games).
- 2021: Split the season between Quad Cities (A+) and Northwest Arkansas (AA), with a rehab appearance for the ACL Royals, playing in 64 total games with a .213/.309/.511 (50-for-235) slash line ... after the MiLB season, assigned to Surprise of the Arizona Fall League, tied for the team lead both with six home runs and 20 runs batted in.

HIT STREAK:

ON-BASE BASE STREAK:

- 2022: Began season with Mississippi Braves (AA) in the Southern League, traded with 2 players to Kansas City from Atlanta on 7/11, assigned to NWA ... in 68 games with the M-Braves, hit .258 (70-for-271) with 15 HR and 43 RBI ... over 104 combined games, tied 4th in Double-A with 80 RBI, tied 7th with 24 HR ... 13 of 37 games with NWA have been multi-hit games, with 37 RBI in 37 games ... Double-A leader in Aug. in RBI (29), tied 1st in league in HR (8), 5th in TB (53).
- 2018-21: Played 182 games in the Braves' system, between R, A, A+ and AA ... slashed .229/.310/.374 (144-for-628) with 14 HR and 66 RBI ... began and ended 2019 in Double-A with Mississippi, spent July in High-A with the Florida Fire Frogs ... played 87 games in Double-A with league-champion Mississippi in 2021.
- MISC: Brother Blaze Alexander is prospect in the Arizona Diamondbacks system, currently plays in the Texas League for Amarillo.

HIT STREAK:

ON-BASE BASE STREAK: 9 Games (8/24 to 9/3), .294 (10-for-34), 4 BB

| | | |
|-----|---|--------------------------------------|
| H | 4 | (2x) Last: 8/1/21 vs. South Bend |
| R | 4 | (2x) Last: 6/28/22 @ Amarillo |
| HR | 2 | (3x) Last: 7/17/22 @ Rochester |
| RBI | 5 | (3x) Last: 6/28/22 @ Amarillo |
| BB | 3 | (2x) Last: 5/17/22 @ Arkansas |
| SB | 3 | 8/22/21 @ South Bend |
| H | 3 | 6/12/22 vs. Augusta |
| R | 2 | (6x) Last: 6/14/22 vs. Arkansas |
| HR | 1 | (5x) Last: 7/5/22 vs. Tulsa |
| RBI | 3 | (2x) Last: 5/23/21 @ Springfield |
| BB | 2 | (7x) Last: 8/4/22 vs. Tulsa |
| SB | 1 | (3x) Last: 6/12/22 vs. Peoria |
| H | 3 | (4x) Last: 6/30/22 vs. Peoria |
| R | 2 | (11x) Last: 6/29/22 vs. Peoria |
| HR | 1 | (9x) Last: 7/1/22 vs. Peoria |
| RBI | 4 | 5/22/22 @ Dayton |
| BB | 3 | 8/1/19 @ Grand Junction |
| SB | 1 | (7x) Last: 6/22/22 @ Wisconsin |
| H | 4 | (3x) Last: 6/15/19 @ Columbia |
| R | 3 | (4x) Last: 6/17/21 vs. Wisconsin |
| HR | 1 | (9x) Last: 5/28/22 @ Arkansas |
| RBI | 4 | (2x) Last: 8/4/19 @ Kannapolis |
| BB | 3 | 7/7/16 @ AZL Mariners |
| SB | 2 | (5x) Last: 5/5/21 @ South Bend |
| H | 4 | (4x) Last: 7/24/22 @ South Bend |
| R | 4 | 7/24/22 @ South Bend |
| HR | 1 | (11x) Last: 9/2/22 @ Tulsa |
| RBI | 3 | (3x) Last: 6/21/22 @ Wisconsin |
| BB | 3 | (2x) Last: 5/18/21 @ Kannapolis |
| SB | 3 | (3x) Last: 5/31/22 vs. Beloit |
| H | 4 | 8/12/19 @ Greenville |
| R | 4 | 7/9/21 @ Wisconsin |
| HR | 1 | (30x) Last: 8/17/22 vs. San Antonio |
| RBI | 4 | (3x) Last: 6/14/22 vs. Arkansas |
| BB | 3 | (3x) Last: 7/9/21 @ Wisconsin |
| SB | 2 | 8/21/22 vs. San Antonio |
| H | 4 | 6/21/22 @ Wisconsin |
| R | 4 | 4/24/22 @ Wisconsin |
| HR | 2 | 8/4/22 vs. Wisconsin |
| RBI | 4 | (2x) Last: 8/4/22 vs. Wisconsin |
| BB | 3 | 8/3/22 vs. Wisconsin |
| SB | 1 | (3x) Last: 8/7/22 vs. Wisconsin |
| H | 3 | (16x) Last: 8/7/22 vs. Tulsa |
| R | 3 | (5x) Last: 9/2/22 @ Tulsa |
| HR | 2 | 8/10/21 vs. Beloit |
| RBI | 5 | 6/24/21 @ Beloit |
| BB | 3 | (3x) Last: 9/3/22 @ Tulsa |
| SB | 3 | 7/9/22 vs. Tulsa |
| H | 4 | 5/3/19 vs. Lakeland |
| R | 3 | (6x) Last: 6/28/22 @ Amarillo |
| HR | 2 | 7/3/22 @ Amarillo |
| RBI | 5 | 7/17/22 @ Corpus Christi |
| BB | 4 | 8/25/22 vs. Springfield |
| SB | 2 | 6/3/19 @ Daytona |
| H | 4 | (5x) Last: 8/18/17 vs. Asheville |
| R | 4 | 6/26/16 @ Grand Junction |
| HR | 2 | 7/19/19 @ Amarillo |
| RBI | 5 | 7/17/22 @ Rochester |
| BB | 3 | (4x) Last: 8/2/17 vs. West Virginia |
| SB | 2 | 7/13/16 vs. Helena |
| H | 4 | 7/6/22 vs. Tulsa |
| R | 4 | (2x) Last: 7/17/22 @ Corpus Christi |
| HR | 2 | (2x) Last: 6/29/22 @ Amarillo |
| RBI | 6 | 6/2/21 vs. Beloit |
| BB | 3 | (4x) Last: 7/17/22 @ Corpus Christi |
| SB | 1 | (14x) Last: 9/2/22 @ Tulsa |
| H | 3 | (16x) Last: 6/28/22 @ Amarillo |
| R | 3 | (4x) Last: 5/28/22 @ Midland |
| HR | 2 | (9x) Last: 6/28/22 @ Amarillo |
| RBI | 6 | 6/4/22 @ Amarillo |
| BB | 3 | 5/8/22 @ Springfield |
| SB | 1 | (21x) Last: 7/15/22 @ Corpus Christi |
| H | 3 | (14x) Last: 8/14/22 @ Arkansas |
| R | 4 | 8/17/22 vs. San Antonio |
| HR | 2 | (5x) Last: 8/11/22 @ Arkansas |
| RBI | 6 | (2x) Last: 8/5/22 vs. Tulsa |
| BB | 3 | (2x) Last: 7/2/18 vs. Bristol |
| SB | 2 | (2x) Last: 5/26/22 @ Pensacola |



| So Nice, They Did It Twice (Or More) | | Multi-Hit Games | | | | | Multi-Run Games | | | | | Multi-RBI Games | | | | | Multi-BB Games | | | | | Multi-K Games | | | | | Multi-SB Games | | | | | | | |
|--------------------------------------|---------------------|-----------------|----|---|----|-----|-----------------|----|---|----|-----|-----------------|----|----|----|-----|----------------|----|---|----|-----|---------------|----|---|----|-----|----------------|---|---|----|----|---|---|---|
| | | 2 | 3 | 4 | 5+ | T | 2 | 3 | 4 | 5+ | T | 2 | 3 | 4 | 5+ | T | 2 | 3 | 4 | 5+ | T | 2 | 3 | 4 | 5+ | T | 2 | 3 | 4 | 5+ | T | | | |
| 26 | Alexander, CJ | 12 | 1 | - | - | 13 | 4 | - | 1 | - | 5 | 5 | 4 | 1 | 1 | 11 | 1 | - | - | - | 1 | 7 | 2 | 1 | - | 10 | - | - | - | - | - | - | | |
| | Bates, Parker | - | - | - | - | - | - | - | - | - | - | - | - | - | - | - | - | - | - | - | - | 1 | - | - | - | 1 | 1 | - | - | - | - | 1 | | |
| | Bewley, Brhet | 5 | 1 | - | - | 6 | 2 | - | - | - | 2 | 2 | - | - | - | 2 | 2 | - | - | - | 2 | 5 | 3 | - | - | 8 | - | - | - | - | - | - | | |
| 12 | Bradley, Tucker | 26 | 7 | - | - | 33 | 15 | 2 | - | - | 17 | 8 | 1 | 2 | - | 11 | 5 | 2 | - | - | 7 | 17 | 1 | - | - | 18 | 3 | 1 | - | - | - | 4 | | |
| 17 | Castellano, Angelo | 1 | - | - | - | 1 | 1 | - | - | - | 1 | - | - | - | - | - | 1 | - | - | - | 1 | 2 | - | - | 2 | - | - | - | - | - | - | - | | |
| 2 | Cropley, Tyler | 2 | - | - | - | 2 | 2 | - | - | - | 2 | - | - | - | - | - | 2 | - | - | - | 2 | 1 | - | - | 1 | - | - | - | - | - | - | - | | |
| | Eaton, Nate | 5 | 4 | - | - | 9 | 1 | 2 | - | - | 3 | 4 | - | - | - | 4 | 2 | - | - | - | 2 | 8 | - | - | - | 8 | 1 | - | - | - | - | 1 | | |
| | Garcia, Maikel | 21 | 5 | 1 | - | 27 | 12 | 3 | 1 | - | 16 | 5 | 2 | - | - | 7 | 6 | 1 | - | - | 7 | 14 | 1 | 1 | - | 16 | 6 | - | - | - | - | 6 | | |
| 19 | Gentry, Tyler | 17 | 6 | 1 | - | 24 | 12 | 1 | 2 | - | 15 | 7 | 3 | 3 | - | 13 | 6 | 1 | - | - | 7 | 12 | 4 | - | - | 16 | - | - | - | - | - | - | | |
| 16 | Glendinning, Robbie | 25 | 4 | - | - | 29 | 8 | 5 | - | - | 13 | 12 | 6 | 1 | 2 | 21 | 8 | 1 | 1 | - | 10 | 28 | 16 | - | - | 44 | - | - | - | - | - | - | - | |
| | Grotjohn, Ryan | 1 | - | - | - | 1 | - | - | - | - | - | 3 | - | - | - | 3 | 3 | - | - | - | 3 | 6 | 4 | - | - | 10 | - | - | - | - | - | - | - | |
| 7 | Guzmán, Jeison | 1 | - | - | - | 1 | - | - | - | - | - | - | - | - | - | - | - | - | - | - | 2 | - | - | - | 2 | - | - | - | - | - | - | - | - | |
| 8 | Hernández, Diego | 2 | 3 | - | - | 5 | 2 | - | - | - | 2 | 2 | - | - | - | 2 | - | - | - | - | 4 | - | - | - | 4 | 1 | - | - | - | - | - | - | 1 | |
| | Loftin, Nick | 18 | 7 | 1 | - | 26 | 12 | 5 | 1 | - | 18 | 9 | - | - | - | 1 | 10 | 9 | 2 | - | - | 11 | 7 | 1 | - | - | 8 | 2 | - | - | - | - | 2 | |
| | Massey, Michael | 8 | 11 | - | - | 19 | 8 | - | - | - | 8 | 5 | 2 | 3 | - | 10 | 1 | 2 | - | - | 3 | 8 | 2 | 1 | - | 11 | - | - | - | - | - | - | - | - |
| 25 | Matias, Seuly | 11 | 5 | - | - | 16 | 5 | 2 | - | - | 7 | 9 | 5 | - | 1 | 15 | 5 | 1 | - | - | 6 | 29 | 11 | 1 | - | 41 | - | - | - | - | - | - | - | - |
| 4 | McCullough, Morgan | 3 | - | - | - | 3 | 1 | - | - | - | 1 | 1 | - | - | - | 1 | - | - | - | - | 6 | 2 | - | - | 8 | - | - | - | - | - | - | - | - | - |
| 9 | Means, Jake | 13 | 2 | - | - | 15 | 9 | - | - | - | 9 | 8 | 3 | 1 | - | 12 | 8 | - | - | - | 8 | 17 | 8 | - | - | 25 | 1 | - | - | - | - | - | - | 1 |
| | Porter, Logan | 23 | 3 | - | - | 26 | 7 | - | - | - | 7 | 10 | - | - | - | 10 | 12 | 1 | - | - | 13 | 16 | - | 1 | - | 17 | - | - | - | - | - | - | - | - |
| 1 | Rave, John | 22 | 3 | - | - | 25 | 7 | - | 1 | - | 8 | 12 | 7 | - | 1 | 20 | 12 | 2 | - | - | 14 | 23 | 3 | - | - | 26 | 1 | - | - | - | - | - | - | 1 |
| | Rivero, Sebastian | 7 | 1 | - | - | 8 | 2 | 1 | - | - | 3 | 5 | 2 | - | - | 7 | 4 | - | - | - | 4 | 6 | 2 | - | - | 8 | - | - | - | - | - | - | - | - |
| 44 | Stupienski, Gavin | 3 | - | - | - | 3 | - | - | - | - | - | 1 | - | - | - | 1 | - | - | - | - | 5 | 1 | - | - | 6 | - | - | - | - | - | - | - | - | - |
| 11 | Tresh, Luca | 2 | - | - | - | 2 | 1 | - | - | - | 1 | 2 | - | - | - | 2 | 1 | - | - | - | 1 | 4 | 1 | - | - | 5 | - | - | - | - | - | - | - | - |
| | | 228 | 63 | 3 | 0 | 281 | 111 | 21 | 6 | 0 | 133 | 110 | 35 | 11 | 6 | 151 | 88 | 13 | 1 | 0 | 101 | 228 | 62 | 5 | 0 | 285 | 16 | 1 | 0 | 0 | 17 | | | |

HITTING STREAKS

| PLAYER | CURRENT | LONGEST | DATES/RESULTS | | | | | | | |
|--------|---------------------|---------|---------------|------|------|--------------|----|----|-----|-------|
| | | | START | END | AVG | 2B | 3B | HR | RBI | OPS |
| 26 | Alexander, CJ | - | 9 | 7/31 | 8/11 | .378 (14-37) | 1 | 1 | 6 | 1.361 |
| | Bates, Parker | - | 7 | 7/12 | 7/23 | .323 (10-31) | 3 | 0 | 0 | .819 |
| | Bewley, Brhet | 5 | 7 | 8/21 | 8/25 | .333 (2-6) | 0 | 0 | 0 | .889 |
| 17 | Castellano, Angelo | - | 2 | 4/17 | 6/19 | .444 (4-9) | 1 | 0 | 0 | 1.171 |
| 2 | Cropley, Tyler | - | 4 | 6/26 | 7/8 | .474 (18-38) | 3 | 0 | 4 | 1.400 |
| 19 | Gentry, Tyler | 4 | 10 | 6/24 | 7/6 | .468 (22-47) | 5 | 0 | 7 | 1.549 |
| 16 | Glendinning, Robbie | - | 11 | 8/23 | 8/26 | .400 (4-10) | 1 | 0 | 0 | 1.000 |
| 7 | Guzmán, Jeison | - | 3 | 8/26 | 9/2 | .368 (7-19) | 1 | 0 | 2 | 1.146 |
| 8 | Hernández, Diego | - | 5 | 7/13 | 7/27 | .300 (6-20) | 2 | 1 | 0 | .940 |
| 25 | Matias, Seuly | - | 6 | 7/16 | 8/10 | .318 (7-22) | 2 | 0 | 0 | .816 |
| 4 | McCullough, Morgan | 2 | 9 | 8/17 | 8/26 | .303 (10-33) | 2 | 0 | 2 | .984 |
| 9 | Means, Jake | - | 7 | 8/16 | 8/23 | .345 (10-29) | 1 | 0 | 2 | .980 |
| 1 | Rave, John | - | 3 | 8/19 | 8/23 | .333 (4-12) | 1 | 0 | 1 | 1.096 |
| 11 | Tresh, Luca | 2 | 3 | | | | | | | |

BOLD indicates longest streak in 2022 among active players

ON-BASE STREAKS

| PLAYER | CURRENT | LONGEST | DATES/RESULTS | | | | | | | |
|--------|---------------------|---------|---------------|------|------|---------------|----|----|-----|------|
| | | | START | END | AVG | 2B | HR | BB | HBP | OBP |
| 26 | Alexander, CJ | - | 9 | 8/24 | 9/3 | .292 (10-34) | 3 | 1 | 4 | .350 |
| | Bates, Parker | - | 12 | 6/24 | 7/9 | .395 (15-38) | 4 | 0 | 7 | .500 |
| | Bewley, Brhet | 8 | 8 | 8/21 | 9/3 | .292 (7-24) | 1 | 0 | 6 | .433 |
| 17 | Castellano, Angelo | - | 4 | 7/31 | 8/6 | .267 (4-15) | 3 | 0 | 2 | .353 |
| 2 | Cropley, Tyler | 28 | 28 | 7/30 | 9/3 | .356 (36-101) | 5 | 5 | 20 | .748 |
| 19 | Gentry, Tyler | - | 24 | 8/2 | 9/2 | .192 (15-78) | 1 | 3 | 24 | .402 |
| 16 | Glendinning, Robbie | - | 4 | 8/23 | 8/30 | .333 (4-12) | 1 | 0 | 3 | .467 |
| 7 | Guzmán, Jeison | - | 7 | 8/24 | 9/2 | .296 (8-27) | 1 | 2 | 4 | .375 |
| 8 | Hernández, Diego | - | 11 | 6/2 | 6/22 | .182 (6-33) | 0 | 3 | 8 | .386 |
| 25 | Matias, Seuly | - | 7 | 8/20 | 9/3 | .286 (6-21) | 1 | 2 | 5 | .423 |
| 4 | McCullough, Morgan | - | 11 | 8/14 | 8/26 | .282 (11-39) | 2 | 2 | 10 | .429 |
| 9 | Means, Jake | - | 15 | 8/16 | 9/2 | .300 (15-50) | 2 | 2 | 11 | .413 |
| 1 | Rave, John | - | 12 | 8/13 | 9/3 | .217 (10-46) | 2 | 2 | 5 | .321 |
| 11 | Tresh, Luca | 12 | 12 | | | | | | | |

Italics indicates longest personal streak is active

PITCHES/PLATE APPEARANCE & PLATE APPEARANCE DEPTH

| PLAYER | AVG. P/PA | TOTAL PA | TOTAL P | LONGEST PA (#) | DATE | INN. | PITCHER | RESULT |
|------------------------|-----------|----------|---------|----------------|-------------|------|------------------------|--------------------|
| 26 Alexander, CJ | 5.71 | 164 | 936 | 9 (2x) | August 27 | ▼ 1 | Logan Gragg (SPR) | Groundout (4-3) |
| Bates, Parker | 4.17 | 12 | 50 | 9 (2x) | June 4 | ▼ 3 | Misael Tamarez (CC) | Walk |
| Bewley, Brhet | 3.99 | 131 | 523 | 9 | June 12 | ▲ 9 | Guillermo Zuniga (TUL) | RBI Walk |
| 12 Bradley, Tucker | 3.84 | 458 | 1,757 | 10 | August 4 | ▼ 2 | Alec Gamboa (TUL) | Strikeout Swinging |
| 17 Castellano, Angelo | 4.08 | 65 | 265 | 10 | August 31 | ▲ 8 | Jordan Leasure (TUL) | Groundout (5-3) |
| 2 Cropley, Tyler | 3.49 | 91 | 318 | 9 | August 6 | ▼ 4 | Gavin Stone (TUL) | Lineout (L7) |
| Eaton, Nate | 3.79 | 159 | 602 | 8 (2x) | May 22 | ▲ 6 | Peyton Alford (ARK) | Strikeout Swinging |
| Garcia, Maikel | 3.77 | 369 | 1,390 | 9 (4x) | July 8 | ▼ 9 | Gus Varland (TUL) | Strikeout Looking |
| 19 Gentry, Tyler | 4.05 | 280 | 1,134 | 9 (3x) | August 27 | ▼ 4 | Logan Gragg (SPR) | Strikeout Swinging |
| 16 Glendinning, Robbie | 4.30 | 467 | 2,010 | 11 | May 18 | ▲ 5 | Taylor Dollard (ARK) | Groundout (6-3) |
| Grotjohn, Ryan | 4.26 | 84 | 358 | 9 (2x) | May 26 | ▲ 5 | Jack Cushing (MID) | Walk |
| 7 Guzmán, Jeison | 4.32 | 19 | 82 | 7 | August 23 | ▼ 6 | Logan Gragg (SPR) | Walk |
| 8 Hernández, Diego | 3.54 | 84 | 297 | 8 | August 10 | ▲ 8 | Travis Kuhn (ARK) | Strikeout Swinging |
| Loftin, Nick | 3.57 | 425 | 1,516 | 9 (3x) | June 18 | ▼ 1 | Connor Jones (ARK) | Walk |
| Massey, Michael | 3.75 | 248 | 930 | 10 (3x) | May 12 | ▼ 6 | Louie Varland (WCH) | Home Run (Solo) |
| 25 Matias, Seuly | 4.08 | 376 | 1,533 | 12 | June 2 | ▼ 5 | Chandler Casey (CC) | Walk |
| 4 McCullough, Morgan | 4.03 | 89 | 359 | 9 | August 17 | ▲ 8 | Edwin Bencomo (SA) | Double |
| 9 Means, Jake | 3.94 | 384 | 1,513 | 10 | June 9 | ▲ 5 | John Rooney (TUL) | Strikeout Swinging |
| Porter, Logan | 4.11 | 327 | 1,343 | 9 (4x) | July 2 | ▲ 6 | Jeff Bain (AMA) | Walk |
| 1 Rave, John | 4.35 | 416 | 1,809 | 8 | April 16 | ▼ 7 | Steven Cruz (WCH) | Walk |
| Rivero, Sebastian | 3.81 | 178 | 678 | 11 (2x) | July 9 | ▼ 6 | Alec Gamboa (TUL) | Wak |
| 44 Stupienski, Gavin | 3.80 | 46 | 175 | 7 (2x) | June 5 | ▼ 9 | Joanase Torres (CC) | Flyout (F7) |
| 11 Tresh, Luca | 3.71 | 66 | 245 | 8 (2x) | September 3 | ▲ 2 | Lael Lockhart (TUL) | Strikeout Looking |
| | 4.01 | 4,938 | 19,823 | | | | | |



| HR # | PLAYER (SEASON #) | GM # - DATE | OPPONENT | DIRECTION | ON BASE | INNING | OUTS | COUNT | SCORE | FINAL |
|------|------------------------|----------------|--------------------|-----------|---------|--------|------|-------|-------|----------|
| 1 | Jake Means (1) | 3 - 4/10/2022 | @ Springfield | RCF | 1 | 2 | 2 | 1-1 | 2-3 | L, 10-5 |
| 2 | John Rave (1) | 10 - 4/19/2022 | @ Frisco | RF | 1 | 3 | 1 | 2-2 | 2-0 | L, 4-3 |
| 3 | Robbie Glendinning (1) | 11 - 4/20/2022 | @ Frisco | LCF | 0 | 2 | 2 | 3-1 | 1-0 | W, 7-2 |
| 4 | Nick Loftin (1) | 11 - 4/20/2022 | @ Frisco | LCF | 1 | 3 | 1 | 0-0 | 3-1 | W, 7-2 |
| 5 | Seuly Matias (1) | 11 - 4/20/2022 | @ Frisco | LF | 1 | 5 | 1 | 1-1 | 5-2 | W, 7-2 |
| 6 | John Rave (2) | 12 - 4/21/2022 | @ Frisco | LCF | 0 | 2 | 1 | 2-1 | 1-0 | L, 12-2 |
| 7 | Seuly Matias (2) | 12 - 4/21/2022 | @ Frisco | LCF | 0 | 4 | 0 | 0-2 | 2-7 | L, 12-2 |
| 8 | Michael Massey (1) | 13 - 4/22/2022 | @ Frisco | LCF | 1 | 1 | 1 | 1-1 | 2-0 | W, 11-2 |
| 9 | Nick Loftin (2) | 13 - 4/22/2022 | @ Frisco | LCF | 3 | 2 | 2 | 0-0 | 6-0 | W, 11-2 |
| 10 | Tucker Bradley (1) | 14 - 4/23/2022 | @ Frisco | LCF | 3 | 5 | 1 | 2-1 | 9-0 | W, 12-4 |
| 11 | Michael Massey (2) | 14 - 4/23/2022 | @ Frisco | CF | 0 | 8 | 1 | 0-2 | 11-3 | W, 12-4 |
| 12 | Nate Eaton (1) | 14 - 4/23/2022 | @ Frisco | LCF | 0 | 9 | 0 | 3-2 | 12-3 | W, 12-4 |
| 13 | Michael Massey (3) | 15 - 4/24/2022 | @ Frisco | RCF | 0 | 4 | 0 | 1-0 | 1-2 | W, 12-4 |
| 14 | Robbie Glendinning (2) | 16 - 4/26/2022 | vs. Amarillo | LCF | 2 | 11 | 2 | 1-1 | 5-6 | L, 6-5 |
| 15 | Seuly Matias (3) | 17 - 4/27/2022 | vs. Amarillo | LF | 0 | 2 | 0 | 0-0 | 2-2 | W, 12-6 |
| 16 | Sebastian Rivero (1) | 17 - 4/27/2022 | vs. Amarillo | LF | 0 | 4 | 0 | 0-1 | 3-3 | W, 12-6 |
| 17 | Sebastian Rivero (2) | 17 - 4/27/2022 | vs. Amarillo | LF | 1 | 6 | 2 | 0-0 | 12-5 | W, 12-6 |
| 18 | Jake Means (2) | 18 - 4/28/2022 | vs. Amarillo | LF | 0 | 3 | 0 | 0-1 | 1-0 | L, 9-5 |
| 19 | Nate Eaton (2) | 19 - 4/29/2022 | vs. Amarillo | LF | 0 | 2 | 0 | 1-0 | 1-0 | W, 8-7 |
| 20 | Sebastian Rivero (3) | 20 - 4/30/2022 | vs. Amarillo | RCF | 0 | 2 | 2 | 1-1 | 1-2 | L, 7-5 |
| 21 | Ryan Grotjohn (1) | 20 - 4/30/2022 | vs. Amarillo | RCF | 1 | 2 | 2 | 3-2 | 3-2 | L, 7-5 |
| 22 | Michael Massey (4) | 20 - 4/30/2022 | vs. Amarillo | RCF | 1 | 3 | 1 | 1-2 | 5-2 | L, 7-5 |
| 23 | Logan Porter (1) | 21 - 5/1/2022 | vs. Amarillo | LF | 1 | 2 | 1 | 0-1 | 3-1 | W, 9-5 |
| 24 | Robbie Glendinning (3) | 21 - 5/1/2022 | vs. Amarillo | LF | 1 | 3 | 2 | 0-0 | 5-2 | W, 9-5 |
| 25 | Michael Massey (5) | 21 - 5/1/2022 | vs. Amarillo | RF | 2 | 7 | 0 | 1-2 | 8-2 | W, 9-5 |
| 26 | Robbie Glendinning (4) | 23 - 5/4/2022 | @ Springfield | LF | 1 | 5 | 0 | 1-0 | 7-1 | W, 13-3 |
| 27 | Seuly Matias (4) | 24 - 5/5/2022 | @ Springfield | LCF | 0 | 5 | 1 | 1-1 | 2-4 | W, 9-6 |
| 28 | Brhet Bewley (1) | 24 - 5/5/2022 | @ Springfield | LCF | 0 | 6 | 0 | 1-0 | 3-5 | W, 9-6 |
| 29 | Tucker Bradley (2) | 24 - 5/5/2022 | @ Springfield | RF | 0 | 6 | 0 | 2-2 | 4-5 | W, 9-6 |
| 30 | Nick Loftin (3) | 24 - 5/5/2022 | @ Springfield | LCF | 1 | 7 | 1 | 1-1 | 9-5 | W, 9-6 |
| 31 | Nate Eaton (3) | 27 - 5/8/2022 | @ Springfield | LCF | 0 | 2 | 0 | 1-0 | 1-0 | W, 9-5 |
| 32 | Logan Porter (2) | 27 - 5/8/2022 | @ Springfield | LF | 0 | 5 | 0 | 2-0 | 2-0 | W, 9-5 |
| 33 | Seuly Matias (5) | 28 - 5/10/2022 | vs. Wichita | LCF | 2 | 3 | 2 | 0-1 | 4-0 | W, 7-4 |
| 34 | Robbie Glendinning (5) | 28 - 5/10/2022 | vs. Wichita | LF | 0 | 8 | 1 | 0-2 | 7-4 | W, 7-4 |
| 35 | Logan Porter (3) | 29 - 5/11/2022 | vs. Wichita | LCF | 0 | 7 | 0 | 3-1 | 1-3 | L, 4-3 |
| 36 | Michael Massey (6) | 30 - 5/12/2022 | vs. Wichita | LF | 0 | 6 | 0 | 3-2 | 4-4 | L, 10-4 |
| 37 | Tucker Bradley (3) | 31 - 5/13/2022 | vs. Wichita | RCF | 3 | 5 | 0 | 0-0 | 4-0 | W, 7-0 |
| 38 | Nick Loftin (4) | 31 - 5/13/2022 | vs. Wichita | LF | 1 | 7 | 2 | 3-1 | 7-0 | W, 7-0 |
| 39 | Logan Porter (4) | 32 - 5/14/2022 | vs. Wichita | RCF | 0 | 2 | 2 | 2-2 | 1-4 | L, 7-6 |
| 40 | Michael Massey (7) | 37 - 5/21/2022 | @ Arkansas | RF | 2 | 3 | 1 | 0-0 | 4-4 | W, 11-4 |
| 41 | John Rave (3) | 38 - 5/22/2022 | @ Arkansas | RF | 2 | 3 | 2 | 1-1 | 5-0 | W, 10-5 |
| 42 | Tucker Bradley (4) | 38 - 5/22/2022 | @ Arkansas | RCF | 2 | 5 | 2 | 1-1 | 10-1 | W, 10-5 |
| 43 | Robbie Glendinning (6) | 39 - 5/24/2022 | @ Midland | RF | 1 | 1 | 2 | 0-1 | 2-0 | W, 8-5 |
| 44 | Michael Massey (8) | 39 - 5/24/2022 | @ Midland | RCF | 3 | 7 | 2 | 1-2 | 7-3 | W, 8-5 |
| 45 | Seuly Matias (6) | 40 - 5/25/2022 | @ Midland | LF | 0 | 2 | 1 | 2-2 | 2-0 | W, 11-3 |
| 46 | Nate Eaton (4) | 40 - 5/25/2022 | @ Midland | LF | 0 | 5 | 1 | 2-0 | 6-1 | W, 11-3 |
| 47 | Nick Loftin (5) | 42 - 5/27/2022 | @ Midland | LCF | 0 | 3 | 2 | 1-0 | 7-1 | W, 14-6 |
| 48 | Seuly Matias (7) | 43 - 5/28/2022 | @ Midland | LF | 0 | 6 | 0 | 0-1 | 5-5 | W, 9-7 |
| 49 | Tucker Bradley (5) | 43 - 5/28/2022 | @ Midland | CF | 0 | 8 | 2 | 0-1 | 6-7 | W, 9-7 |
| 50 | Jake Means (3) | 44 - 5/29/2022 | @ Midland | LCF | 0 | 8 | 0 | 0-0 | 1-3 | L, 3-1 |
| 51 | Seuly Matias (8) | 45 - 5/31/2022 | vs. Corpus Christi | LF | 0 | 7 | 0 | 3-2 | 7-8 | L, 8-7 |
| 52 | Jake Means (4) | 48 - 6/3/2022 | vs. Corpus Christi | LF | 2 | 2 | 2 | 0-0 | 3-0 | L, 5-4 |
| 53 | Logan Porter (5) | 48 - 6/3/2022 | vs. Corpus Christi | LF | 0 | 8 | 1 | 0-0 | 4-5 | L, 5-4 |
| 54 | Logan Porter (6) | 49 - 6/4/2022 | vs. Corpus Christi | CF | 0 | 2 | 0 | 3-2 | 1-2 | W, 6-5 |
| 55 | Seuly Matias (9) | 49 - 6/4/2022 | vs. Corpus Christi | LF | 1 | 10 | 2 | 1-1 | 6-5 | W, 6-5 |
| 56 | Tucker Bradley (6) | 50 - 6/5/2022 | vs. Corpus Christi | LF | 1 | 4 | 0 | 3-2 | 2-8 | L, 17-4 |
| 57 | Ryan Grotjohn (2) | 50 - 6/5/2022 | vs. Corpus Christi | LF | 1 | 8 | 1 | 1-0 | 4-15 | L, 17-4 |
| 58 | John Rave (4) | 51 - 6/7/2022 | @ Tulsa | RCF | 0 | 9 | 2 | 1-1 | 2-5 | L, 5-2 |
| 59 | Nick Loftin (6) | 52 - 6/9/2022 | @ Tulsa | LF | 0 | 4 | 1 | 2-1 | 1-3 | W, 5-3 |
| 60 | Logan Porter (7) | 52 - 6/9/2022 | @ Tulsa | LF | 1 | 4 | 1 | 1-1 | 3-3 | W, 5-3 |
| 61 | Michael Massey (9) | 54 - 6/10/2022 | @ Tulsa | RCF | 1 | 3 | 1 | 0-1 | 3-1 | W, 13-4 |
| 62 | Seuly Matias (10) | 54 - 6/10/2022 | @ Tulsa | LCF | 0 | 6 | 0 | 1-2 | 5-4 | W, 13-4 |
| 63 | Maikel Garcia (1) | 54 - 6/10/2022 | @ Tulsa | LF | 2 | 7 | 2 | 3-1 | 13-4 | W, 13-4 |
| 64 | John Rave (5) | 55 - 6/11/2022 | @ Tulsa | RF | 2 | 5 | 1 | 1-2 | 4-7 | L, 9-4 |
| 65 | Jake Means (5) | 57 - 6/14/2022 | vs. Arkansas | LF | 1 | 3 | 0 | 1-1 | 2-1 | W, 7-5 |
| 66 | Tyler Gentry (1) | 59 - 6/16/2022 | vs. Arkansas | RCF | 0 | 2 | 1 | 3-2 | 1-6 | L, 13-8 |
| 67 | Maikel Garcia (2) | 60 - 6/17/2022 | vs. Arkansas | LCF | 0 | 1 | 0 | 2-0 | 1-0 | L, 13-2 |
| 68 | Tyler Gentry (2) | 61 - 6/18/2022 | vs. Arkansas | LCF | 2 | 2 | 2 | 0-2 | 7-0 | W, 9-0 |
| 69 | Tyler Gentry (3) | 64 - 6/22/2022 | vs. Springfield | RF | 1 | 3 | 1 | 2-0 | 3-1 | L, 9-6 |
| 70 | Seuly Matias (11) | 64 - 6/22/2022 | vs. Springfield | RCF | 0 | 4 | 0 | 2-1 | 4-1 | L, 9-6 |
| 71 | Brhet Bewley (2) | 65 - 6/23/2022 | vs. Springfield | RF | 1 | 3 | 0 | 0-0 | 2-4 | L, 11-2 |
| 72 | John Rave (6) | 67 - 6/25/2022 | vs. Springfield | RF | 1 | 2 | 0 | 3-1 | 2-4 | L, 13-10 |
| 73 | Robbie Glendinning (7) | 67 - 6/25/2022 | vs. Springfield | LCF | 0 | 4 | 0 | 0-1 | 4-5 | L, 13-10 |
| 74 | Sebastian Rivero (4) | 67 - 6/25/2022 | vs. Springfield | LF | 1 | 8 | 0 | 3-2 | 10-13 | L, 13-10 |
| 75 | Robbie Glendinning (8) | 68 - 6/26/2022 | vs. Springfield | LF | 0 | 6 | 2 | 1-1 | 2-7 | L, 8-2 |

| HR # | PLAYER (SEASON #) | GM # - DATE | OPPONENT | DIRECTION | ON BASE | INNING | OUTS | COUNT | SCORE | FINAL |
|------|-------------------------|-----------------|------------------|-----------|---------|--------|------|-------|-------|-------------|
| 76 | John Rave (7) | 69 - 6/28/2022 | @ Amarillo | LCF | 3 | 1 | 1 | 0-1 | 4-0 | W, 20-6 |
| 77 | Seuly Matias (12) | 69 - 6/28/2022 | @ Amarillo | CF | 0 | 6 | 2 | 1-1 | 11-1 | W, 20-6 |
| 78 | Tyler Gentry (4) | 69 - 6/28/2022 | @ Amarillo | LCF | 0 | 8 | 1 | 3-2 | 12-4 | W, 20-6 |
| 79 | Nick Loftin (7) | 69 - 6/28/2022 | @ Amarillo | LCF | 1 | 9 | 1 | 0-0 | 17-4 | W, 20-6 |
| 80 | Seuly Matias (13) | 69 - 6/28/2022 | @ Amarillo | LF | 1 | 9 | 2 | 0-0 | 20-4 | W, 20-6 |
| 81 | Nick Loftin (8) | 70 - 6/29/2022 | @ Amarillo | LCF | 0 | 1 | 1 | 0-0 | 1-0 | L, 10-4 |
| 82 | Tyler Gentry (5) | 70 - 6/29/2022 | @ Amarillo | RF | 0 | 1 | 1 | 2-1 | 2-0 | L, 10-4 |
| 83 | Tyler Gentry (6) | 70 - 6/29/2022 | @ Amarillo | LCF | 1 | 8 | 0 | 2-2 | 4-10 | L, 10-4 |
| 84 | Nick Loftin (9) | 71 - 6/30/2022 | @ Amarillo | LF | 0 | 3 | 0 | 0-0 | 2-0 | L, 5-4 |
| 85 | Robbie Glendinning (9) | 71 - 6/30/2022 | @ Amarillo | LCF | 0 | 3 | 1 | 0-2 | 3-0 | L, 5-4 |
| 86 | Jake Means (6) | 71 - 6/30/2022 | @ Amarillo | LCF | 0 | 7 | 0 | 1-2 | 4-0 | L, 5-4 |
| 87 | Tyler Gentry (7) | 72 - 7/1/2022 | @ Amarillo | LCF | 2 | 1 | 0 | 0-0 | 3-0 | L, 11-10 |
| 88 | Nick Loftin (10) | 72 - 7/1/2022 | @ Amarillo | LCF | 0 | 5 | 0 | 0-0 | 5-2 | L, 11-10 |
| 89 | Robbie Glendinning (10) | 72 - 7/1/2022 | @ Amarillo | RCF | 2 | 9 | 2 | 0-0 | 10-11 | L, 11-10 |
| 90 | Robbie Glendinning (11) | 73 - 7/2/2022 | @ Amarillo | LCF | 1 | 3 | 0 | 1-0 | 3-6 | L, 13-12 |
| 91 | Maikel Garcia (3) | 73 - 7/2/2022 | @ Amarillo | LCF | 0 | 5 | 2 | 3-1 | 7-8 | L, 13-12 |
| 92 | Robbie Glendinning (12) | 74 - 7/3/2022 | @ Amarillo | LCF | 1 | 1 | 1 | 3-2 | 3-0 | W, 10-4 |
| 93 | John Rave (8) | 74 - 7/3/2022 | @ Amarillo | LF | 1 | 7 | 0 | 2-2 | 9-4 | W, 10-4 |
| 94 | Robbie Glendinning (13) | 74 - 7/3/2022 | @ Amarillo | LCF | 0 | 9 | 1 | 2-2 | 10-4 | W, 10-4 |
| 95 | Tyler Cropley (1) | 75 - 7/4/2022 | vs. Tulsa | LF | 0 | 6 | 2 | 2-2 | 5-5 | W, 7-6 |
| 96 | John Rave (9) | 76 - 7/6/2022 | vs. Tulsa | RF | 1 | 3 | 1 | 0-0 | 6-3 | W, 12-4 |
| 97 | Robbie Glendinning (14) | 79 - 7/9/2022 | vs. Tulsa | RF | 0 | 7 | 0 | 2-2 | 4-3 | W, 4-3 |
| 98 | Logan Porter (8) | 82 - 7/13/2022 | @ Corpus Christi | LF | 0 | 4 | 1 | 2-0 | 3-2 | L, 10-3 |
| 99 | Tyler Gentry (8) | 83 - 7/14/2022 | @ Corpus Christi | LF | 0 | 8 | 2 | 1-1 | 2-12 | L, 16-3 |
| 100 | Nick Loftin (11) | 84 - 7/15/2022 | @ Corpus Christi | LF | 0 | 3 | 0 | 3-1 | 3-5 | W, 9-5 |
| 101 | Logan Porter (9) | 84 - 7/15/2022 | @ Corpus Christi | LF | 0 | 5 | 2 | 2-1 | 4-5 | W, 9-5 |
| 102 | CJ Alexander (1) | 85 - 7/16/2022 | @ Corpus Christi | LCF | 0 | 2 | 0 | 0-0 | 3-2 | L, 12-7 |
| 103 | Jake Means (7) | 85 - 7/16/2022 | @ Corpus Christi | LF | 0 | 2 | 0 | 0-0 | 4-2 | L, 12-7 |
| 104 | Tyler Gentry (9) | 86 - 7/17/2022 | @ Corpus Christi | LF | 1 | 1 | 1 | 1-0 | 2-0 | W, 16-7 |
| 105 | Robbie Glendinning (15) | 86 - 7/17/2022 | @ Corpus Christi | LCF | 3 | 8 | 1 | 0-2 | 12-2 | W, 16-7 |
| 106 | Maikel Garcia (4) | 87 - 7/23/2022 | vs. Springfield | LCF | 0 | 9 | 2 | 1-0 | 4-7 | L, 7-4 |
| 107 | Robbie Glendinning (16) | 88 - 7/24/2022 | vs. Springfield | CF | 0 | 4 | 2 | 3-2 | 1-7 | L, 11-4 |
| 108 | John Rave (10) | 91 - 7/27/2022 | @ Wichita | CF | 0 | 4 | 0 | 3-2 | 3-0 | W, 5-0 |
| 109 | Logan Porter (10) | 93 - 7/29/2022 | @ Wichita | LCF | 0 | 2 | 0 | 0-0 | 1-0 | W, 3-2 |
| 110 | Tucker Bradley (7) | 95 - 7/31/2022 | @ Wichita | RF | 0 | 8 | 0 | 3-2 | 1-1 | L, 5-3 |
| 111 | Jake Means (8) | 96 - 8/2/2022 | vs. Tulsa | LCF | 1 | 3 | 1 | 0-0 | 2-1 | W, 9-5 |
| 112 | John Rave (11) | 96 - 8/2/2022 | vs. Tulsa | LCF | 2 | 7 | 1 | 1-0 | 8-5 | W, 9-5 |
| 113 | Tyler Gentry (9) | 97 - 8/3/2022 | vs. Tulsa | RCF | 2 | 3 | 0 | 2-2 | 3-0 | W, 6-4 |
| 114 | CJ Alexander (2) | 97 - 8/3/2022 | vs. Tulsa | RF | 1 | 3 | 1 | 1-2 | 6-0 | W, 6-4 |
| 115 | Nick Loftin (12) | 98 - 8/4/2022 | vs. Tulsa | CF | 1 | 1 | 0 | 3-2 | 2-2 | L, 23-7 |
| 116 | Seuly Matias (14) | 98 - 8/4/2022 | vs. Tulsa | LCF | 2 | 3 | 1 | 1-2 | 5-5 | L, 23-7 |
| 117 | CJ Alexander (3) | 98 - 8/4/2022 | vs. Tulsa | RF | 0 | 8 | 0 | 1-0 | 7-23 | L, 23-7 |
| 118 | CJ Alexander (4) | 99 - 8/5/2022 | vs. Tulsa | RCF | 2 | 2 | 2 | 3-1 | 7-0 | L, 13-9 |
| 119 | CJ Alexander (5) | 100 - 8/6/2022 | vs. Tulsa | RF | 0 | 8 | 1 | 0-1 | 2-9 | L, 9-2 |
| 120 | Robbie Glendinning (17) | 101 - 8/7/2022 | vs. Tulsa | LCF | 0 | 4 | 0 | 0-0 | 2-1 | W, 8-1 |
| 121 | Tyler Gentry (11) | 103 - 8/10/2022 | @ Arkansas | RF | 0 | 5 | 0 | 2-2 | 4-3 | W, 8-4 |
| 122 | CJ Alexander (6) | 104 - 8/11/2022 | @ Arkansas | RF | 1 | 4 | 2 | 0-2 | 2-5 | L, 6-4 |
| 123 | Seuly Matias (15) | 104 - 8/11/2022 | @ Arkansas | LF | 0 | 4 | 2 | 3-2 | 3-5 | L, 6-4 |
| 124 | CJ Alexander (7) | 104 - 8/11/2022 | @ Arkansas | RF | 0 | 9 | 2 | 2-2 | 4-6 | L, 6-4 |
| 125 | CJ Alexander (8) | 106 - 8/13/2022 | @ Arkansas | RF | 2 | 4 | 1 | 1-1 | 3-5 | L, 11-5 |
| 126 | Tyler Gentry (12) | 106 - 8/13/2022 | @ Arkansas | LF | 0 | 8 | 0 | 1-2 | 5-7 | L, 11-5 |
| 127 | John Rave (12) | 109 - 8/17/2022 | vs. San Antonio | RF | 2 | 1 | 1 | 1-0 | 5-0 | L, 20-5 |
| 128 | Bhrhet Bewley (3) | 109 - 8/17/2022 | vs. San Antonio | LF | 1 | 7 | 0 | 0-1 | 9-18 | L, 20-5 |
| 129 | Jake Means (9) | 110 - 8/18/2022 | vs. San Antonio | LCF | 2 | 8 | 1 | 11 | 4-8 | L, 8-5 |
| 130 | John Rave (13) | 111 - 8/19/2022 | vs. San Antonio | RCF | 0 | 8 | 2 | 2-0 | 8-6 | W, 9-8 |
| 131 | Tucker Bradley (8) | 112 - 8/20/2022 | vs. San Antonio | RF | 0 | 9 | 1 | 0-0 | 2-2 | W, 5-3 (10) |
| 132 | Sebastian Rivero (5) | 112 - 8/20/2022 | vs. San Antonio | LCF | 1 | 10 | 2 | 1-1 | 5-3 | W, 5-3 (10) |
| 133 | Luca Tresh (1) | 113 - 8/21/2022 | vs. San Antonio | LF | 1 | 2 | 0 | 1-1 | 2-3 | W, 9-3 |
| 134 | Tyler Gentry (13) | 113 - 8/21/2022 | vs. San Antonio | CF | 1 | 3 | 0 | 0-0 | 4-3 | W, 9-3 |
| 135 | Tucker Bradley (9) | 113 - 8/21/2022 | vs. San Antonio | RF | 1 | 5 | 2 | 0-0 | 9-3 | W, 9-3 |
| 136 | Robbie Glendinning (18) | 114 - 8/23/2022 | vs. Springfield | LF | 2 | 3 | 1 | 1-0 | 5-2 | W, 8-7 |
| 137 | C.J. Alexander | 115 - 8/24/2022 | vs. Springfield | RF | 0 | 9 | 2 | 0-0 | 7-18 | L, 18-7 |
| 138 | Jake Means (10) | 117 - 8/26/2022 | vs. Springfield | LF | 0 | 7 | 2 | 1-2 | 2-3 | W, 6-4 |
| 139 | Diego Hernández (1) | 117 - 8/26/2022 | vs. Springfield | RCF | 1 | 9 | 2 | 1-1 | 6-4 | W, 6-4 |
| 140 | Luca Tresh (2) | 118 - 8/27/2022 | vs. Springfield | RCF | 0 | 2 | 2 | 0-0 | 1-0 | L, 2-1 |
| 141 | Morgan McCullough (1) | 119 - 8/28/2022 | vs. Springfield | RF | 0 | 2 | 1 | 1-1 | 4-0 | W, 7-2 |
| 142 | Jake Means (11) | 119 - 8/28/2022 | vs. Springfield | LCF | 0 | 6 | 0 | 2-1 | 5-2 | W, 7-2 |
| 143 | Tucker Bradley (10) | 120 - 8/30/2022 | @ Tulsa | RF | 0 | 3 | 1 | 2-2 | 2-0 | L, 7-3 |
| 144 | Robbie Glendinning (19) | 121 - 8/31/2022 | @ Tulsa | RF | 2 | 3 | 2 | 2-1 | 3-1 | W, 6-5 |
| 145 | Tucker Bradley (11) | 121 - 8/31/2022 | @ Tulsa | RF | 0 | 9 | 0 | 2-0 | 6-5 | W, 6-5 |
| 146 | Diego Hernández (2) | 122 - 9/2/2022 | @ Tulsa | RF | 1 | 3 | 0 | 0-2 | 3-0 | W, 5-3 (7) |
| 147 | Tucker Bradley (12) | 122 - 9/2/2022 | @ Tulsa | RF | 0 | 4 | 1 | 3-2 | 5-2 | W, 5-3 (7) |
| 148 | Morgan McCullough (2) | 124 - 9/3/2022 | @ Tulsa | RF | 0 | 7 | 0 | 0-0 | 5-5 | W, 8-6 |
| 149 | Tyler Gentry (14) | 124 - 9/3/2022 | @ Tulsa | LCF | 2 | 9 | 2 | 0-2 | 8-5 | W, 8-6 |



HOME RUN BREAKDOWN

| PLAYER | 2022 TOTAL | HOME ROAD | | RHP | LHP | OUTS | | | RUNNERS ON | | | | TIED GAME | GO AHEAD | DIRECTION | | | | | LAST | | | | |
|--------------------|------------|-----------|----|-----|-----|------|----|----|------------|----|----|---|-----------|----------|-----------|-----|----|-----|----|------|--------------------|-----------------|-------|--------------|
| | | | | | | 0 | 1 | 2 | 0 | 1 | 2 | 3 | | | LF | LCF | CF | RCF | RF | DATE | OPPONENT | PITCHER | KIND | INN PA SINCE |
| Robbie Glendinning | 19 | 9 | 10 | 14 | 5 | 5 | 6 | 8 | 9 | 5 | 4 | 1 | - | 6 | 5 | 9 | 1 | 1 | 3 | 8/31 | @ Tulsa | N. Frasso | 3-Run | ▲ 3 10 |
| Seuly Matias | 15 | 6 | 9 | 11 | 4 | 6 | 4 | 5 | 9 | 4 | 2 | - | 3 | 2 | 8 | 5 | 1 | 1 | - | 8/11 | @ Arkansas | T. Dollard | Solo | ▲ 4 39 |
| Tyler Gentry | 14 | 5 | 9 | 11 | 3 | 6 | 5 | 3 | 6 | 4 | 4 | - | - | 6 | 3 | 5 | 1 | 2 | 3 | 9/3 | @ Tulsa | N. Robertson | 3-Run | ▲ 9 0 |
| John Rave | 13 | 5 | 8 | 10 | 3 | 3 | 7 | 3 | 4 | 4 | 4 | 1 | - | 4 | 1 | 3 | 1 | 2 | 6 | 8/19 | vs. San Antonio | O. Hernandez | Solo | ▼ 8 48 |
| Tucker Bradley | 12 | 4 | 8 | 11 | 1 | 5 | 4 | 3 | 7 | 2 | 1 | 2 | 2 | 2 | 1 | 1 | 1 | 2 | 7 | 9/2 | @ Tulsa | J. Rooney | Solo | ▲ 4 10 |
| Nick Loftin | 12 | 2 | 10 | 6 | 6 | 4 | 5 | 3 | 6 | 5 | - | 1 | 1 | 2 | 4 | 7 | 1 | - | - | 8/4 | vs. Tulsa | A. Gamboa | 2-Run | ▼ 1 |
| Jake Means | 11 | 7 | 4 | 8 | 3 | 6 | 2 | 3 | 6 | 4 | 1 | - | - | 4 | 5 | 5 | - | 1 | - | 8/28 | vs. Springfield | G. Dalatri | Solo | ▼ 6 11 |
| Logan Porter | 10 | 5 | 5 | 8 | 2 | 4 | 4 | 2 | 8 | 2 | - | - | 1 | 3 | 6 | 2 | 1 | 1 | - | 7/29 | @ Wichita | L. Varland | Solo | ▲ 2 |
| CJ Alexander | 9 | 5 | 4 | 7 | 2 | 2 | 3 | 4 | 5 | 2 | 2 | - | - | 1 | - | 1 | - | 1 | 7 | 8/24 | vs. Springfield | G. Dalatri | Solo | ▼ 9 35 |
| Michael Massey | 9 | 3 | 6 | 7 | 2 | 3 | 5 | 1 | 3 | 3 | 2 | 1 | 2 | 3 | 1 | 1 | 1 | 4 | 2 | 6/10 | @ Tulsa | B. Miller | 2-Run | ▲ 3 |
| Sebastian Rivero | 5 | 5 | - | 4 | 1 | 2 | - | 3 | 2 | 3 | - | - | 1 | 1 | 3 | 1 | - | 1 | - | 8/20 | vs. San Antonio | F. Schlichtholz | 2-Run | ▼ 10 |
| Maikel Garcia | 4 | 2 | 2 | 3 | 1 | 1 | 1 | 2 | 3 | - | 1 | - | - | 1 | 1 | 3 | - | - | - | 7/23 | vs. Springfield | D. Roach | Solo | ▼ 9 |
| Nate Eaton | 4 | 1 | 3 | 4 | - | 2 | 2 | - | 4 | - | - | - | - | 3 | 2 | 2 | - | - | - | 5/25 | @ Midland | Z. Plunkett | Solo | ▲ 5 |
| Brhet Bewley | 3 | 2 | 1 | 3 | - | 3 | - | - | 2 | 1 | - | - | - | - | 2 | 1 | - | - | - | 8/17 | vs. San Antonio | E. Bencomo | 2-Run | ▼ 7 |
| Morgan McCullough | 2 | 1 | 1 | 2 | - | 1 | - | - | 2 | - | - | - | 1 | - | - | - | - | - | 2 | 9/3 | @ Tulsa | J. Leasure | Solo | ▲ 7 1 |
| Diego Hernández | 2 | 1 | 1 | 1 | 1 | 1 | - | 1 | - | 2 | - | - | - | 1 | - | - | - | 1 | 1 | 9/2 | @ Tulsa | J. Rooney | 2-Run | ▲ 3 6 |
| Luca Tresh | 2 | 2 | - | 1 | 1 | 1 | - | 1 | 1 | 1 | - | - | - | 1 | 1 | - | - | 1 | - | 8/27 | vs. Springfield | L. Gragg | Solo | ▼ 2 21 |
| Ryan Grotjohn | 2 | 2 | - | 2 | - | - | 1 | 1 | - | 2 | - | - | - | 1 | 1 | - | - | 1 | - | 6/5 | vs. Corpus Christi | J. Sprinkle | 2-Run | ▼ 8 |
| Tyler Cropley | 1 | 1 | - | - | 1 | - | - | 1 | 1 | - | - | - | 1 | - | 1 | - | - | - | - | 7/4 | vs. Tulsa | A. Gamboa | Solo | ▼ 6 53 |
| | 149 | 68 | 81 | 113 | 36 | 55 | 50 | 44 | 78 | 44 | 21 | 6 | 12 | 41 | 45 | 46 | 8 | 19 | 31 | | | | | |

INNING DISTRIBUTION

| 1st Inning | 2nd Inning | 3rd Inning | 4th Inning | 5th Inning | 6th Inning | 7th Inning | 8th Inning | 9th Inning | 10th Inning | 11th Inning |
|------------|------------|------------|------------|------------|------------|------------|------------|------------|-------------|-------------|
| 11 | 24 | 27 | 16 | 14 | 10 | 14 | 17 | 13 | 2 | 1 |

NOTABLE NATURALS HOME RUNS

| BACK-TO-BACK HOMERS (3) | | 2-HOMER GAMES (5) | | 3-HOMER GAMES (0) | | GRAND SLAMS (6) | |
|-------------------------------|-----------------------------|----------------------------|----------------------|----------------------|----------------------|--------------------------|-----------------------------|
| PLAYERS | DATE/OPPONENT (INN.) | PLAYER (CAREER NO.) | DATE/OPPONENT | PLAYER (CAREER NO.) | DATE/OPPONENT | PLAYER (CAREER NO.) | DATE/OPPONENT (INN.) |
| Brhet Bewley & Tucker Bradley | 5/5 @ Springfield (6th) | Sebastian Rivero (1st) | 4/27 vs. Amarillo | | | Nick Loftin (2nd) | 4/22 @ Frisco (2nd) |
| Nick Loftin & Tyler Gentry | 6/29 @ Amarillo (1st) | Seuly Matias (9th) | 6/28 @ Amarillo | | | Tucker Bradley (1st) | 4/23 @ Frisco (5th) |
| CJ Alexander & Jake Means | 7/16 @ Corpus Christi (2nd) | Tyler Gentry (2nd) | 6/29 @ Amarillo | | | Tucker Bradley (2nd) | 5/13 vs. Wichita (5th) |
| | | Robbie Glendinning (1st) | 7/3 @ Amarillo | | | Michael Massey (2nd) | 5/24 @ Midland (7th) |
| | | CJ Alexander (5th) | 8/11 @ Arkansas | | | John Rave (2nd) | 6/28 @ Amarillo (1st) |
| | | | | | | Robbie Glendinning (2nd) | 7/17 @ Corpus Christi (8th) |
| LEADOFF HOMERS (1) | | INSIDE-THE PARK HOMERS (0) | | PINCH-HIT HOMERS (0) | | WALK-OFF HOMERS (3) | |
| PLAYER (CAREER NO.) | DATE/OPPONENT | PLAYER (CAREER NO.) | DATE/OPPONENT (INN.) | PLAYER (CAREER NO.) | DATE/OPPONENT (INN.) | PLAYER | DATE/OPPONENT |
| Maikel Garcia (2nd) | 6/17 vs. Arkansas | | | | | Seuly Matias | 6/4 vs. Corpus Christi |
| | | | | | | Sebastian Rivero | 8/20 vs. San Antonio |
| | | | | | | Diego Hernández | 8/26 vs. Springfield |

NOTABLE OPPOSING HOME RUNS

| BACK-TO-BACK HOMERS (3) | | 2-HOMER GAMES (7) | | 3-HOMER GAMES (0) | | GRAND SLAMS (7) | |
|--------------------------------|------------------------|----------------------------|----------------------|----------------------|----------------------|---------------------|-----------------------------|
| PLAYERS | DATE/OPPONENT (INN.) | PLAYER (CAREER NO.) | DATE/OPPONENT | PLAYER (CAREER NO.) | DATE/OPPONENT | PLAYER | DATE/OPPONENT (INN.) |
| Leandro Cedeño & Jorge Barrosa | 5/1 vs. Amarillo (8th) | Dio Arias (1st) | 4/21 @ Frisco | | | Justin Foscue | 4/21 @ Frisco (3rd) |
| Alex Isola & Andrew Bechtold | 5/10 vs. Wichita (4th) | Leandro Cedeño (4th) | 4/30 vs. Amarillo | | | Leandro Cedeño | 6/30 @ Amarillo (8th) |
| Leonel Valera & Kody Hoesle | 8/30 @ Tulsa (4th) | Andy Pages (8th) | 6/7 @ Tulsa | | | Wilyer Abreu | 7/14 @ Corpus Christi (8th) |
| | | Joe Rizzo (3rd) | 6/14 vs. Arkansas | | | Brandon Lewis | 8/5 vs. Tulsa (8th) |
| | | Cade Marlowe (3rd) | 6/17 vs. Arkansas | | | Brandon Dixon | 8/17 vs. San Antonio (2nd) |
| | | Edouard Julien (2nd) | 7/30 @ Wichita | | | Chandler Redmond | 8/24 vs. Springfield (4th) |
| | | Brandon Lewis (6th) | 9/2 @ Tulsa | | | Nick Dunn | 8/24 vs. Springfield (7th) |
| LEADOFF HOMERS (4) | | INSIDE-THE PARK HOMERS (0) | | PINCH-HIT HOMERS (0) | | WALK-OFF HOMERS (0) | |
| PLAYER | DATE/OPPONENT | PLAYER | DATE/OPPONENT (INN.) | PLAYER | DATE/OPPONENT (INN.) | PLAYER | DATE/OPPONENT |
| Jonathan Ornelas | 4/24 @ Frisco | | | | | | |
| Jorge Barrosa | 7/3 @ Amarillo | | | | | | |
| Jonny DeLuca | 7/6 vs. Tulsa | | | | | | |
| Edouard Julien | 7/30 @ Wichita | | | | | | |



AFTER-INNING RECORDS

LEADING TRAILING TIED

| | | | |
|-----------------|---------|---------|---------|
| AFTER 1 INNING | 18 - 14 | 13 - 27 | 19 - 30 |
| AFTER 2 INNINGS | 22 - 14 | 18 - 38 | 11 - 17 |
| AFTER 3 INNINGS | 33 - 16 | 11 - 42 | 7 - 12 |
| AFTER 4 INNINGS | 32 - 12 | 10 - 48 | 9 - 10 |
| AFTER 5 INNINGS | 37 - 9 | 9 - 55 | 5 - 6 |
| AFTER 6 INNINGS | 39 - 10 | 7 - 56 | 5 - 4 |
| AFTER 7 INNINGS | 41 - 4 | 3 - 61 | 4 - 4 |
| AFTER 8 INNINGS | 42 - 0 | 2 - 64 | 4 - 5 |

NATURALS BIG INNINGS

DATE INNING RUNS

| | | |
|-------------------------|------------|---|
| 1. 6/28 @ Tulsa | 9th Inning | 8 |
| 6/10 @ Tulsa | 7th Inning | 8 |
| 4/12 vs. Wichita | 1st Inning | 8 |
| 4. 8/7 vs. Tulsa | 4th Inning | 7 |
| 6/18 vs. Arkansas | 2nd Inning | 7 |
| 4/27 vs. Amarillo | 4th Inning | 7 |
| 7. 8/24 vs. Springfield | 7th Inning | 6 |
| 8/17 vs. San Antonio | 9th Inning | 6 |
| 8/3 vs. Tulsa | 3rd Inning | 6 |
| 5/27 @ Midland | 2nd Inning | 6 |
| 5/4 @ Springfield | 9th Inning | 6 |

SCORE BY INNINGS

| | 1 | 2 | 3 | 4 | 5 | 6 | 7 | 8 | 9 | 10 | 11+ | TOTAL |
|-----------------------------|------------|------------|----------|----------|------------|------------|------------|------------|-----------|----------|-----------|------------|
| Naturals | 76 | 75 | 126 | 74 | 79 | 46 | 99 | 58 | 75 | 10 | 4 | 722 |
| Opponents | 97 | 85 | 125 | 72 | 80 | 112 | 114 | 94 | 28 | 7 | 5 | 819 |
| Difference | -21 | -10 | 1 | 2 | -1 | -66 | -15 | -36 | 47 | 3 | -1 | -97 |
| SCORE BY INNINGS V. TULSA | 1 | 2 | 3 | 4 | 5 | 6 | 7 | 8 | 9 | 10 | 11+ | TOTAL |
| Naturals | 13 | 8 | 30 | 20 | 8 | 10 | 23 | 9 | 6 | 1 | 0 | 128 |
| Drillers | 18 | 11 | 27 | 13 | 22 | 13 | 15 | 14 | 3 | 0 | 0 | 136 |
| vs. Tulsa Difference | -5 | -3 | 3 | 7 | -14 | -3 | 8 | -5 | 3 | 1 | 0 | -8 |

MULTI-RUN INNINGS

| | 2 | 3 | 4 | 5 | 6 | 7 | 8 | 9 | 10+ | TOTAL |
|-----------|-----|----|----|----|---|---|---|---|-----|-------|
| Naturals | 79 | 57 | 25 | 8 | 5 | 3 | 3 | - | - | 180 |
| Opponents | 107 | 29 | 32 | 18 | 9 | 5 | - | - | 2 | 202 |

RECORD BY RUNS SCORED/ALLOWED

| RUNS | 0 | 1 | 2 | 3 | 4 | 5 | 6 | 7 | 8 | 9 | 10 | 11+ |
|---------|-------|--------|--------|--------|--------|---------|-------|-------|-------|-------|-------|--------|
| SCORED | 0 - 4 | 0 - 10 | 0 - 10 | 2 - 13 | 3 - 12 | 4 - 8 | 5 - 4 | 7 - 4 | 9 - 0 | 9 - 1 | 3 - 1 | 12 - 3 |
| ALLOWED | 6 - 0 | 1 - 0 | 5 - 5 | 9 - 2 | 0 - 3 | 10 - 11 | 7 - 6 | 4 - 7 | 2 - 5 | 0 - 5 | 0 - 5 | 0 - 23 |

RECORD BY MARGIN OF VICTORY/DEFEAT

| 1 Run | 2 Runs | 3 Runs | 4 Runs | 5 Runs | 6 Runs | 7 Runs | 8 Runs | 9 Runs | 10+ Runs |
|--------|--------|--------|--------|--------|--------|--------|--------|--------|----------|
| 8 - 18 | 8 - 7 | 8 - 9 | 7 - 4 | 5 - 7 | 4 - 8 | 3 - 6 | 4 - 3 | 4 - 1 | 2 - 8 |

2022 NATURALS MONTH BY MONTH

HITTING

| MONTH | AVG | G | AB | R | H | TB | 2B | 3B | HR | RBI | BB | IBB | SO | SB | CS | OBP | SLG | OPS | SAC | SF | HBP | GIDP | LOB |
|--------------|-------------|------------|-------------|------------|-------------|-------------|------------|-----------|------------|------------|------------|----------|-------------|------------|-----------|-------------|-------------|-------------|-----------|-----------|-----------|-----------|------------|
| APRIL | .261 | 20 | 690 | 126 | 180 | 291 | 37 | 4 | 22 | 112 | 97 | 1 | 183 | 32 | 5 | .357 | .422 | .779 | 4 | 9 | 11 | 14 | 151 |
| MAY | .285 | 25 | 892 | 160 | 254 | 406 | 53 | 6 | 29 | 151 | 94 | 3 | 222 | 31 | 7 | .353 | .455 | .808 | 8 | 15 | 9 | 18 | 190 |
| JUNE | .232 | 26 | 848 | 139 | 197 | 345 | 43 | 0 | 35 | 128 | 112 | 0 | 246 | 32 | 6 | .335 | .407 | .742 | 4 | 7 | 22 | 16 | 175 |
| JULY | .267 | 24 | 821 | 134 | 219 | 349 | 52 | 3 | 24 | 119 | 115 | 1 | 238 | 31 | 9 | .360 | .425 | .785 | 5 | 11 | 11 | 17 | 190 |
| AUGUST | .246 | 26 | 861 | 149 | 212 | 353 | 36 | 0 | 35 | 138 | 142 | 3 | 252 | 30 | 11 | .357 | .410 | .767 | 2 | 16 | 15 | 11 | 206 |
| SEPTEMBER | .278 | 3 | 90 | 14 | 25 | 43 | 4 | 1 | 4 | 14 | 14 | 1 | 29 | 6 | 0 | .375 | .478 | .853 | 1 | 0 | 0 | 3 | 22 |
| TOTAL | .259 | 124 | 4202 | 722 | 1088 | 1788 | 225 | 14 | 149 | 662 | 574 | 9 | 1170 | 162 | 38 | .353 | .426 | .779 | 24 | 58 | 68 | 79 | 934 |

PITCHING

| MONTH | W | L | ERA | G | GS | CG | SHO | GF | HLD | SV | SVO | IP | H | R | ER | HR | HB | BB | SO | WP | BK | WHIP | AVG |
|--------------|-----------|-----------|-------------|------------|------------|----------|----------|------------|-----------|-----------|-----------|---------------|-------------|------------|------------|------------|-----------|------------|-------------|-----------|-----------|-------------|-------------|
| APRIL | 9 | 11 | 5.98 | 20 | 20 | 0 | 0 | 20 | 3 | 3 | 5 | 179.0 | 194 | 127 | 119 | 25 | 11 | 87 | 158 | 17 | 1 | 1.57 | .276 |
| MAY | 13 | 12 | 4.43 | 25 | 25 | 0 | 2 | 25 | 4 | 3 | 6 | 219.1 | 197 | 120 | 108 | 25 | 12 | 123 | 249 | 9 | 1 | 1.46 | .239 |
| JUNE | 10 | 16 | 6.17 | 26 | 26 | 1 | 3 | 25 | 2 | 2 | 4 | 227.2 | 242 | 174 | 156 | 33 | 17 | 136 | 248 | 11 | 6 | 1.66 | .270 |
| JULY | 8 | 16 | 6.78 | 24 | 24 | 0 | 1 | 24 | 1 | 3 | 4 | 207.0 | 247 | 177 | 156 | 40 | 27 | 138 | 209 | 20 | 2 | 1.86 | .294 |
| AUGUST | 11 | 15 | 6.76 | 26 | 26 | 0 | 0 | 26 | 3 | 4 | 10 | 229.0 | 260 | 200 | 172 | 30 | 17 | 152 | 220 | 23 | 3 | 1.80 | .284 |
| SEPTEMBER | 2 | 1 | 6.55 | 3 | 3 | 0 | 0 | 3 | 0 | 2 | 2 | 22.0 | 25 | 21 | 16 | 4 | 0 | 15 | 22 | 0 | 0 | 1.82 | .275 |
| TOTAL | 53 | 71 | 6.04 | 124 | 124 | 1 | 6 | 123 | 13 | 17 | 31 | 1084.0 | 1165 | 819 | 727 | 157 | 84 | 651 | 1106 | 80 | 13 | 1.68 | .273 |

2022 WALK-OFF TRACKER (5 FOR, 3 AGAINST)

| GAME # | DATE | OPPONENT | FINAL (INN.) | PLAYER | WINNING RUN | PITCHER | HOW | OUTS | COUNT |
|--------|-----------|--------------------|--------------|------------------|----------------|-------------------|----------------------------------|------|-------|
| 33 | May 18 | @ Arkansas | L, 7-5 (10) | Zach DeLoach | Jack Larsen | Walter Pennington | RBI single to right field | 2 | 0-1 |
| 41 | May 26 | @ Midland | L, 2-1 (10) | Shane Selman | Logan Davidson | Zack Phillips | RBI single to right-center field | 2 | 2-2 |
| 49 | June 4 | vs. Corpus Christi | W, 6-5 (10) | Seuly Matias | Seuly Matias | Devin Conn | 2-run home run to left field | 2 | 1-1 |
| 71 | June 30 | @ Amarillo | L, 5-4 (9) | Andy Yerzy | Tim Tawa | Yefri Del Rosario | Sacrifice fly to right field | 2 | 0-1 |
| 75 | July 4 | vs. Tulsa | W, 7-6 (10) | Seuly Matias | John Rave | Guillermo Zuniga | RBI single to right-center field | 0 | 1-2 |
| 111 | August 19 | vs. San Antonio | W, 9-8 (9) | Diego Hernández | Jake Means | Oswaldo Hernandez | RBI fielder's choice to 2nd base | 1 | 0-0 |
| 112 | August 20 | vs. San Antonio | W, 5-3 (10) | Sebastian Rivero | Jake Means | Fred Schlichtholz | 2-run home run to left field | 2 | 1-0 |
| 117 | August 26 | vs. Springfield | W, 6-4 (9) | Diego Hernández | John Rave | Dalton Roach | 2-run home run to right field | 2 | 1-1 |

Bold Indicates Naturals Walk-off

2022 NATURALS EJECTIONS (7)

| DATE | INNING | WHO (POSITION) | WHY | UMPIRE (POSITION) |
|---------------------------|--------|-------------------------|-------------------------|----------------------|
| June 2 vs. Corpus Christi | ▼ 7 | Robbie Glendinning (1B) | Arguing (Balls/Strikes) | Steven Rios Jr. (HP) |
| June 3 vs. Corpus Christi | ▼ 5 | Michael Massey (DH) | Arguing (Balls/Strikes) | Mike Carroll (HP) |
| June 24 vs. Springfield | ▼ 3 | Seuly Matias (RF) | Arguing (Balls/Strikes) | Pete Talkington (HP) |
| July 17 @ Corpus Christi | ▲ 3 | Jake Means (2B) | Instigating | Ty Krauss (HP) |
| August 19 vs. San Antonio | ▼ 6 | Robbie Glendinning (2B) | Arguing (Check Swing) | Jake Bruner (HP) |
| August 19 vs. San Antonio | ▼ 6 | Chris Widger (Manager) | Arguing | Jake Bruner (HP) |
| August 28 vs. Springfield | ▲ 6 | Chris Widger (Manager) | Arguing | Isaias Barba (1B) |



MONTH

| | |
|-----------|-------|
| April | 9-11 |
| May | 13-12 |
| June | 10-16 |
| July | 8-16 |
| August | 11-15 |
| September | 2-1 |

OPPONENT

| | |
|--------------------|-------|
| vs. Amarillo | 5-7 |
| vs. Arkansas | 6-12 |
| vs. Corpus Christi | 4-8 |
| vs. Frisco | 4-2 |
| vs. Midland | 4-2 |
| vs. San Antonio | 3-3 |
| vs. Springfield | 8-16 |
| vs. Tulsa | 13-10 |
| vs. Wichita | 6-11 |

PITCHING

| | |
|---------------------------|-------|
| vs. Left-Handed Starter | 13-7 |
| vs. Right-Handed Starter | 40-54 |
| WITH Left-Handed Starter | 38-38 |
| WITH Right-Handed Starter | 15-33 |
| 0-5 strikeouts | 2-9 |
| 6-10 strikeouts | 32-46 |
| 11+ strikeouts | 18-17 |

SCORING

| | |
|---------------|------------------------|
| 1-Run Games | 8-18 |
| 2-Run Games | 8-7 |
| 3-4-Run Games | 16-13 |
| 5+ Run Games | 21-32 |
| Extra Innings | 4-4 |
| Shutouts | 6-4 |
| Doubleheaders | 3-1 (1 Sweep, 1 Split) |

| | |
|------------------|------|
| Scoring 0-2 Runs | 0-24 |
| 3-5 Runs | 9-33 |
| 6-9 Runs | 30-9 |
| 10+ Runs | 14-5 |

| | |
|-------------------|-------|
| Opponent 0-2 Runs | 12-4 |
| 3-5 Runs | 28-17 |
| 6-9 Runs | 13-22 |
| 10+ Runs | 0-28 |

| | |
|------------------------|-------|
| Scored in 1st Inning | 21-17 |
| Opponent scored in 1st | 16-31 |
| Scores first | 32-23 |
| Opponent scores first | 21-48 |

HITTING

| | |
|-------------------|-------|
| Naturals 0-5 hits | 3-22 |
| 6-9 hits | 14-34 |
| 10+ hits | 36-15 |

| | |
|-------------------|-------|
| Opponent 0-5 hits | 14-2 |
| 6-9 hits | 23-25 |
| 10+ hits | 16-44 |

| | |
|-----------------|-------|
| Hit 0 home runs | 8-31 |
| 1 home run | 16-25 |
| 2 home runs | 20-8 |
| 3+ home runs | 9-7 |

| | |
|--------------------------|-------|
| Opponent hit 0 home runs | 20-14 |
| 1 home run | 21-25 |
| 2 home runs | 9-17 |
| 3+ home runs | 3-15 |

| | |
|---------------------|-------|
| Out-hit opponent | 43-11 |
| Out-hit by opponent | 6-57 |
| Hits are tied | 4-3 |

| | |
|---------------------------|-------|
| Leave 0-5 runners on base | 10-16 |
| 6-9 on base | 31-41 |
| 10+ on base | 12-14 |

| | |
|-------------------------------------|-------|
| Opponent leaves 0-5 runners on base | 11-12 |
| 6-9 on base | 27-37 |
| 10+ on base | 15-22 |

| | |
|----------------|-------|
| Steals 0 bases | 6-36 |
| 1 base | 19-22 |
| 2+ bases | 28-13 |

FIELDING

| | |
|---------------|-------|
| Made 0 errors | 32-24 |
| 1 error | 11-21 |
| 2 errors | 8-20 |
| 3+ errors | 2-6 |

| | |
|------------------------|-------|
| Opponent made 0 errors | 18-32 |
| 1 error | 22-22 |
| 2 errors | 9-12 |
| 3+ errors | 4-5 |

TEAM HIGHS

| | | |
|--|----------------------------|---|
| LONGEST WIN STREAK | 4 Games (2x) | Last: August 19-21, 23 |
| LONGEST LOSING STREAK | 7 Games | Last: August 11-18 |
| LONGEST HOME WINNING STREAK | 4 Games | August 19-21, 23 |
| LONGEST HOME LOSING STREAK | 6 Games | June 21-26 |
| LONGEST ROAD WINNING STREAK | 4 Games | Last: May 21-22, 24-25 |
| LONGEST ROAD LOSING STREAK | 4 Games (3x) | August 11-14 |
| LARGEST MARGIN OF VICTORY | 14 Runs | June 28 @ Amarillo, 20-6 W |
| LARGEST MARGIN OF DEFEAT | 16 Runs | August 4 vs. Tulsa, 23-7 L |
| LONGEST GAME, INNINGS | 11 Innings | April 26 vs. Amarillo, 6-5 L |
| LONGEST GAME, TIME | 3:55 | April 8 @ Springfield, 11-8 W |
| LONGEST 9-INNING GAME, TIME (PRE-PITCH CLOCK) | 3:55 | April 8 @ Springfield, 11-8 W |
| LONGEST 9-INNING GAME, TIME (POST-PITCH CLOCK) | 3:45 | August 4 vs. Tulsa, 23-7 L |
| SHORTEST 9-INNING GAME, TIME | 1:58 | May 29 @ Midland, 3-1 L |
| SHORTEST GAME, TIME | 1:41 | Game 2 - June 9 @ Tulsa, 3-0 W (7 Innings) |
| LARGEST COMEBACK WIN | 4 Runs (5x) | Last: After the 5th inning, Angelo Castellano, September 3 @ Tulsa, 8-6 W |
| LARGEST MARGIN OF LEAD SURRENDERED (IN A LOSS) | 7 Runs | After the end of the 2nd inning, August 5 vs. Tulsa, 12-9 L |
| MOST ERRORS, TEAM | 5 | June 16 vs. Arkansas, 18-3 L |
| MOST ERRORS, PLAYER | 2 (3x) | Last: Jake Means, August 28 vs. Springfield, 7-2 W |
| LARGEST CROWD, HOME | 5,857 | April 30 vs. Amarillo, 7-5 L |
| LARGEST CROWD, ROAD | 7,977, ONEOK Field (Tulsa) | June 10 @ Tulsa, 13-4 W |
| WARMEST FIRST PITCH | 100° | July 26 @ Wichita, 9-3 L |
| COLDEST FIRST PITCH | 42° | April 8 @ Springfield, 11-8 W |

OFFENSIVE HIGHS

| | | |
|--|-----------------|--|
| MOST RUNS SCORED, GAME | 20 | June 28 @ Amarillo, 20-6 W |
| MOST RUNS SCORED, INNING | 8 (3x) | Last: 9th Inning, June 28 @ Amarillo, 20-6 W |
| MOST CONSECUTIVE INNINGS SCORED | 7 (2x) * | Last: 1st through 7th Innings, May 25 @ Midland, 11-3 W |
| FEWEST HITS, GAME | 0 ^ | August 12 @ Arkansas, 6-0 L |
| MOST HITS, GAME | 17 (4x) | June 28 @ Amarillo, 20-6 W |
| MOST DOUBLES, GAME | 7 | June 28 @ Amarillo, 20-6 W |
| MOST TRIPLES, GAME | 1 (14x) | Last: Angelo Castellano, September 3 @ Tulsa, 8-6 W |
| MOST HOME RUNS, GAME | 5 | June 28 @ Amarillo, 20-6 W |
| MOST EXTRA-BASE HITS, GAME | 12 * | 7 Doubles + 5 Home Runs, June 28 @ Amarillo, 20-6 W |
| MOST RBI, GAME | 20 ^ | June 28 @ Amarillo, 20-6 W |
| MOST RUNNERS LOB, GAME | 13 (2x) | Last: August 19 vs. San Antonio, 9-8 W |
| MOST TOTAL BASES, GAME | 39 | June 28 @ Amarillo, 20-6 W |
| MOST WALKS, GAME | 13 | August 5 vs. Tulsa, 12-9 L |
| MOST STRIKEOUTS, GAME | 17 | June 7 @ Tulsa, 5-2 L |
| FEWEST STRIKEOUTS, GAME | 3 (3x) | Last: July 24 vs. Springfield, 11-4 L |
| MOST STOLEN BASES, GAME | 6 | July 6 vs. Tulsa, 12-4 W |
| MOST HIT BY PITCHES | 4 | June 19 vs. Arkansas, 4-0 W |

INDIVIDUAL OFFENSIVE HIGHS

| | | |
|----------------------------------|-----------------------------|---|
| MOST RUNS, GAME | 4 (5x) ^ | Last: CJ Alexander, August 17 vs. San Antonio, 20-15 L |
| MOST HITS, GAME | 4 (3x) | Last: Nick Loftin, July 15 @ Corpus Christi, 9-5 W |
| MOST DOUBLES, GAME | 3, Nick Loftin ^ | May 4 @ Springfield, 13-3 W |
| MOST TRIPLES, GAME | 1 (14x) | Last: Angelo Castellano, September 3 @ Tulsa, 8-6 W |
| MOST HOME RUNS, GAME | 2 (5x) | Last: CJ Alexander, August 11 @ Arkansas, 6-4 L |
| MOST RBI, GAME | 6 (2x) | Last: CJ Alexander, August 5 vs. Tulsa, 12-9 L |
| MOST WALKS, GAME | 4, Robbie Glendinning | August 25 vs. Springfield, 14-6 L |
| MOST STRIKEOUTS, GAME | 4 (5x) | Last: CJ Alexander, August 20 vs. San Antonio, 5-3 W (10) |
| MOST STOLEN BASES, GAME | 3, Tucker Bradley | July 9 vs. Tulsa, 6-3 W |
| MOST HIT BY PITCHES, GAME | 3, Tyler Cromptley ^ | June 19 vs. Arkansas, 4-0 W |

PITCHING HIGHS

| | | |
|----------------------------------|-------------|--|
| MOST RUNS ALLOWED, GAME | 23 | August 4 vs. Tulsa, 23-7 L |
| MOST RUNS ALLOWED, INNING | 12 * | 7th Inning, August 24 vs. Springfield, 18-7 L |
| FEWEST HITS ALLOWED, GAME | 2 | June 2 vs. Corpus Christi, 8-2 W |
| MOST HITS ALLOWED, GAME | 21 | August 4 vs. Tulsa, 23-7 L |
| FEWEST STRIKEOUTS, GAME | 0 ^ | April 10 @ Springfield, 10-5 L |
| MOST STRIKEOUTS, GAME | 18 | June 4 vs. Corpus Christi, 6-5 W (10) |
| FEWEST WALKS ALLOWED, GAME | 0 (2x) | Last: June 11 @ Tulsa, 9-4 L |
| MOST WALKS ALLOWED, GAME | 16 * | June 5 vs. Corpus Christi, 17-4 L |
| MOST HOME RUNS ALLOWED, GAME | 5 (2x) | Last: August 4 vs. Tulsa, 23-7 L |

INDIVIDUAL PITCHING HIGHS

| | | |
|-------------------------------------|---|--|
| MOST RUNS ALLOWED, GAME | 10, T.J. Sikkema | September 2 @ Tulsa Game 2, 12-1 L |
| MOST EARNED RUNS ALLOWED, GAME | 9, Noah Murdock | July 16 @ Corpus Christi, 13-7 L |
| FEWEST HITS ALLOWED, GAME (STARTER) | 0 (2x) | Last: Asa Lacy (0.2 IP), July 15 @ Corpus Christi, 9-5 W |
| MOST HITS ALLOWED, GAME | 10 (4x) | Last: Anthony Veneziano, August 5 vs. Tulsa, 12-9 L |
| MOST HOME RUNS ALLOWED, GAME | 4 | July 2 @ Amarillo, 13-12 L |
| MOST STRIKEOUTS | 10 (5x) | Last: Anthony Veneziano, July 23 vs. Springfield, 7-4 L |
| MOST CONSECUTIVE STRIKEOUTS | 8, Alec Marsh (2nd to 4th Innings) * | May 19 @ Arkansas, 5-0 L |
| MOST WALKS ALLOWED, GAME | 6 (3x) | Last: Noah Murdock, July 26 @ Wichita, 9-3 L |
| MOST HIT BATTERS, GAME | 4, Noah Murdock ^ | July 26 @ Wichita, 9-3 L |
| MOST INNINGS PITCHED, STARTER | 7.0 (4x) | Last: Angel Zerpa, June 30 @ Amarillo, 5-4 L |
| MOST PITCHES THROWN, STARTER | 103, Alec Marsh | August 24 vs. Springfield, 18-7 L |
| MOST INNINGS PITCHED, RELIEVER | 4.2, Anthony Veneziano | May 14 vs. Wichita, 7-6 L |
| MOST PITCHES THROWN, RELIEVER | 74, Dante Biasi | May 21 @ Arkansas, W, 11-4 (8) |

^ Indicates All-Time Naturals Record Tied

* Indicates All-Time Naturals Record Set

| DATE | OPPONENT | RESULT | SP | C | 1B | 2B | 3B | SS | LF | CF | RF | DH |
|--------|------------------|----------------|-------------------|------------------|--------------------|--------------------|--------------------|-------------------|----------------|----------------|--------------------|--------------------|
| 4/8 | @ Springfield | W, 11-8 | Drew Parrish | Sebastian Rivero | Jake Means | Michael Massey | Nate Eaton | Maikel Garcia | John Rave | Nick Loftin | Seuly Matias | Robbie Glendinning |
| 4/9 | @ Springfield | L, 14-11 | Anthony Veneziano | Sebastian Rivero | Robbie Glendinning | Michael Massey | Nate Eaton | Maikel Garcia | John Rave | Nick Loftin | Seuly Matias | Logan Porter |
| 4/10 | @ Springfield | L, 10-5 | Angel Zerpa | Tyler Cropley | Jake Means | Ryan Grotjohn | Nate Eaton | Maikel Garcia | Tucker Bradley | John Rave | Seuly Matias | Michael Massey |
| 4/12 | WICHITA | W, 8-6 | Asa Lacy | Sebastian Rivero | Jake Means | Michael Massey | Nate Eaton | Maikel Garcia | John Rave | Nick Loftin | Tucker Bradley | Seuly Matias |
| 4/13 | WICHITA | W, 5-1 | Alec Marsh | Sebastian Rivero | Jake Means | Michael Massey | Robbie Glendinning | Maikel Garcia | John Rave | Nick Loftin | Seuly Matias | John Rave |
| 4/14 | WICHITA | L, 7-1 | Drew Parrish | Sebastian Rivero | Robbie Glendinning | Ryan Grotjohn | Jake Means | Maikel Garcia | John Rave | Nick Loftin | Nate Eaton | Logan Porter |
| 4/15 | WICHITA | L, 4-2 | Anthony Veneziano | Tyler Cropley | Jake Means | Michael Massey | Nate Eaton | Maikel Garcia | Tucker Bradley | Nick Loftin | Seuly Matias | Robbie Glendinning |
| 4/16 | WICHITA | L, 6-5 (10) | Angel Zerpa | Sebastian Rivero | Jake Means | Michael Massey | Nate Eaton | Ryan Grotjohn | John Rave | Nick Loftin | Tucker Bradley | Logan Porter |
| 4/17 | WICHITA | L, 5-1 | Tyler Cropley | Sebastian Rivero | Logan Porter | Michael Massey | Robbie Glendinning | Maikel Garcia | Nate Eaton | John Rave | Seuly Matias | Tucker Bradley |
| 4/18 | @ Frisco | L, 4-3 | Alec Marsh | Sebastian Rivero | Jake Means | Michael Massey | Nate Eaton | Maikel Garcia | Nick Loftin | Nick Loftin | Seuly Matias | Robbie Glendinning |
| 4/20 | @ Frisco | W, 7-2 | Drew Parrish | Sebastian Rivero | Robbie Glendinning | Michael Massey | Nate Eaton | Maikel Garcia | John Rave | Nick Loftin | Seuly Matias | Logan Porter |
| 4/21 | @ Frisco | L, 12-2 | Anthony Veneziano | Logan Porter | Jake Means | Michael Massey | Robbie Glendinning | Maikel Garcia | Tucker Bradley | John Rave | Seuly Matias | Nick Loftin |
| 4/22 | @ Frisco | W, 11-2 | Angel Zerpa | Sebastian Rivero | Logan Porter | Michael Massey | Jake Means | Maikel Garcia | Nate Eaton | Nick Loftin | Seuly Matias | Robbie Glendinning |
| 4/23 | @ Frisco | W, 12-4 | Dante Biasi | Sebastian Rivero | Jake Means | Michael Massey | Robbie Glendinning | Maikel Garcia | John Rave | Nick Loftin | Tucker Bradley | Nate Eaton |
| 4/24 | @ Frisco | W, 4-3 | Alec Marsh | Logan Porter | Robbie Glendinning | Michael Massey | Jake Means | Maikel Garcia | Tucker Bradley | Nick Loftin | Seuly Matias | Nick Loftin |
| 4/26 | AMARILLO | L, 7-5 (11) | Drew Parrish | Sebastian Rivero | Jake Means | Michael Massey | Nate Eaton | Maikel Garcia | John Rave | Nick Loftin | Seuly Matias | Robbie Glendinning |
| 4/27 | AMARILLO | W, 12-6 | Anthony Veneziano | Sebastian Rivero | Logan Porter | Michael Massey | Nate Eaton | Maikel Garcia | John Rave | Nick Loftin | Seuly Matias | Tucker Bradley |
| 4/28 | AMARILLO | L, 9-5 | Angel Zerpa | Sebastian Rivero | Robbie Glendinning | Michael Massey | Jake Means | Maikel Garcia | Tucker Bradley | Nick Loftin | Nate Eaton | Seuly Matias |
| 4/29 | AMARILLO | W, 8-7 | Dante Biasi | Logan Porter | Jake Means | Michael Massey | Robbie Glendinning | Maikel Garcia | Nate Eaton | John Rave | Tucker Bradley | Nick Loftin |
| 4/30 | AMARILLO | L, 7-5 | Alec Marsh | Sebastian Rivero | Logan Porter | Ryan Grotjohn | Nate Eaton | Maikel Garcia | Tucker Bradley | Nick Loftin | John Rave | Michael Massey |
| 5/1 | @ Springfield | W, 9-4 | Drew Parrish | Sebastian Rivero | Robbie Glendinning | Michael Massey | Jake Means | Maikel Garcia | John Rave | Nick Loftin | Seuly Matias | Seuly Matias |
| 5/3 | @ Springfield | L, 12-5 | Anthony Veneziano | Sebastian Rivero | Jake Means | Michael Massey | Nate Eaton | Maikel Garcia | John Rave | Nick Loftin | Seuly Matias | Robbie Glendinning |
| 5/4 | @ Springfield | W, 13-3 | Marcelo Martinez | Sebastian Rivero | Robbie Glendinning | Michael Massey | Nate Eaton | Maikel Garcia | John Rave | Nick Loftin | Seuly Matias | Logan Porter |
| 5/5 | @ Springfield | W, 9-6 | Dante Biasi | Logan Porter | Robbie Glendinning | Brhet Bewley | Jake Means | Maikel Garcia | Tucker Bradley | Nick Loftin | Seuly Matias | Nate Eaton |
| 5/6 | @ Springfield | L, 2-1 | Alec Marsh | Sebastian Rivero | Robbie Glendinning | Michael Massey | Nate Eaton | Maikel Garcia | Tucker Bradley | Nick Loftin | John Rave | Seuly Matias |
| 5/7 | @ Springfield | W, 4-0 | Drew Parrish | Logan Porter | Jake Means | Michael Massey | Brhet Bewley | Maikel Garcia | John Rave | Nick Loftin | Seuly Matias | Nick Loftin |
| 5/8 | @ Springfield | W, 9-4 | Anthony Veneziano | Logan Porter | Robbie Glendinning | Michael Massey | Jake Means | Maikel Garcia | Tucker Bradley | John Rave | Seuly Matias | Tucker Bradley |
| 5/10 | WICHITA | W, 7-4 | Marcelo Martinez | Logan Porter | Robbie Glendinning | Michael Massey | Nate Eaton | Maikel Garcia | Tucker Bradley | Nick Loftin | Seuly Matias | John Rave |
| 5/11 | WICHITA | L, 4-3 | Angel Zerpa | Logan Porter | Robbie Glendinning | Michael Massey | Jake Means | Maikel Garcia | Tucker Bradley | John Rave | Nate Eaton | Seuly Matias |
| 5/12 | WICHITA | L, 10-4 | Alec Marsh | Logan Porter | Robbie Glendinning | Brhet Bewley | Nate Eaton | Maikel Garcia | John Rave | Nick Loftin | Seuly Matias | Michael Massey |
| 5/13 | WICHITA | W, 7-0 | Drew Parrish | Gavin Stupinski | Jake Means | Michael Massey | Nate Eaton | Maikel Garcia | John Rave | Nick Loftin | Seuly Matias | Tucker Bradley |
| 5/14 | WICHITA | L, 7-6 | Will Klein | Sebastian Rivero | Robbie Glendinning | Michael Massey | Jake Means | Maikel Garcia | Tucker Bradley | Nick Loftin | Seuly Matias | Logan Porter |
| 5/15 | WICHITA | Cancelled/Rain | | | | | | | | | | |
| 5/17 | @ Arkansas | L, 7-6 (10) | Marcelo Martinez | Logan Porter | Robbie Glendinning | Michael Massey | Nate Eaton | Maikel Garcia | John Rave | Nick Loftin | Seuly Matias | Tucker Bradley |
| 5/18 | @ Arkansas | L, 5-4 | Angel Zerpa | Logan Porter | Robbie Glendinning | Michael Massey | Jake Means | Maikel Garcia | John Rave | Nick Loftin | Nate Eaton | Seuly Matias |
| 5/19 | @ Arkansas | L, 5-0 | Alec Marsh | Logan Porter | Robbie Glendinning | Brhet Bewley | Nate Eaton | Maikel Garcia | Tucker Bradley | John Rave | Seuly Matias | Michael Massey |
| 5/20 | @ Arkansas | L, 7-1 | Drew Parrish | Gavin Stupinski | Jake Means | Michael Massey | Nate Eaton | Maikel Garcia | Tucker Bradley | John Rave | Seuly Matias | John Rave |
| 5/21 | @ Arkansas | W, 11-4 (8) | Will Klein | Logan Porter | Robbie Glendinning | Michael Massey | Jake Means | Maikel Garcia | Nick Loftin | John Rave | Nate Eaton | Tucker Bradley |
| 5/22 | @ Arkansas | W, 10-5 | Anthony Veneziano | Gavin Stupinski | Robbie Glendinning | Michael Massey | Nate Eaton | Maikel Garcia | Tucker Bradley | Nick Loftin | John Rave | Ryan Grotjohn |
| 5/24 | @ Midland | W, 8-5 | Angel Zerpa | Logan Porter | Jake Means | Michael Massey | Jake Means | Maikel Garcia | John Rave | Nick Loftin | Seuly Matias | Robbie Glendinning |
| 5/25 | @ Midland | W, 11-3 | Alec Marsh | Logan Porter | Robbie Glendinning | Michael Massey | Nate Eaton | Maikel Garcia | Tucker Bradley | Nick Loftin | Seuly Matias | Jake Means |
| 5/26 | @ Midland | L, 2-1 (10) | Drew Parrish | Gavin Stupinski | Robbie Glendinning | Michael Massey | Jake Means | Maikel Garcia | Ryan Grotjohn | Nick Loftin | Tucker Bradley | Brhet Bewley |
| 5/27 | @ Midland | W, 12-7 | Will Klein | Logan Porter | Robbie Glendinning | Brhet Bewley | Michael Massey | Maikel Garcia | Tucker Bradley | Nick Loftin | Seuly Matias | Jake Means |
| 5/28 | @ Midland | W, 9-7 (10) | Anthony Veneziano | Logan Porter | Robbie Glendinning | Michael Massey | Brhet Bewley | Jake Means | Tucker Bradley | Nick Loftin | Ryan Grotjohn | Seuly Matias |
| 5/29 | @ Midland | L, 3-1 | Angel Zerpa | Gavin Stupinski | Robbie Glendinning | Michael Massey | Jake Means | Maikel Garcia | Tucker Bradley | Nick Loftin | Seuly Matias | Brhet Bewley |
| 5/31 | CORPUS CHRISTI | L, 8-7 | Alec Marsh | Logan Porter | Robbie Glendinning | Michael Massey | Jake Means | Maikel Garcia | Tucker Bradley | Nick Loftin | Seuly Matias | Brhet Bewley |
| 6/1 | CORPUS CHRISTI | L, 6-2 | Drew Parrish | Logan Porter | Robbie Glendinning | Michael Massey | Jake Means | Maikel Garcia | Ryan Grotjohn | Tucker Bradley | Seuly Matias | Brhet Bewley |
| 6/2 | CORPUS CHRISTI | L, 10-2 | Dante Biasi | Gavin Stupinski | Robbie Glendinning | Brhet Bewley | Jake Means | Maikel Garcia | Tucker Bradley | Parker Bates | Seuly Matias | Michael Massey |
| 6/3 | CORPUS CHRISTI | L, 5-4 | Anthony Veneziano | Logan Porter | Robbie Glendinning | Brhet Bewley | Jake Means | Maikel Garcia | Ryan Grotjohn | Seuly Matias | Seuly Matias | Michael Massey |
| 6/4 | CORPUS CHRISTI | W, 6-5 (10) | Angel Zerpa | Logan Porter | Robbie Glendinning | Michael Massey | Jake Means | Maikel Garcia | Tucker Bradley | John Rave | Seuly Matias | Michael Massey |
| 6/5 | CORPUS CHRISTI | L, 17-4 | Alec Marsh | Gavin Stupinski | Robbie Glendinning | Brhet Bewley | Jake Means | Maikel Garcia | Tucker Bradley | John Rave | Seuly Matias | Michael Massey |
| 6/7 | @ Tulsa | L, 5-2 | Noah Murdock | Logan Porter | Robbie Glendinning | Michael Massey | Jake Means | Maikel Garcia | Tucker Bradley | Nick Loftin | John Rave | Seuly Matias |
| 6/8 | @ Tulsa | Postponed/Rain | | | | | | | | | | |
| 6/9 | @ Tulsa | W, 5-2 (7) | Dante Biasi | Logan Porter | Robbie Glendinning | Michael Massey | Jake Means | Maikel Garcia | Nick Loftin | John Rave | Seuly Matias | Michael Massey |
| 6/9 G1 | @ Tulsa | W, 3-0 (7) | Anthony Veneziano | Gavin Stupinski | Jake Means | Michael Massey | Ryan Grotjohn | Maikel Garcia | Tucker Bradley | Nick Loftin | John Rave | Seuly Matias |
| 6/10 | @ Tulsa | W, 13-4 | Zack Phillips | Logan Porter | Robbie Glendinning | Michael Massey | Jake Means | Maikel Garcia | Tucker Bradley | John Rave | Seuly Matias | Nick Loftin |
| 6/11 | @ Tulsa | L, 9-4 | Alec Marsh | Logan Porter | Robbie Glendinning | Michael Massey | Jake Means | Maikel Garcia | Tucker Bradley | Nick Loftin | John Rave | Brhet Bewley |
| 6/12 | @ Tulsa | W, 7-3 | Noah Murdock | Gavin Stupinski | Robbie Glendinning | Michael Massey | Brhet Bewley | Jake Means | Tucker Bradley | John Rave | Ryan Grotjohn | Nick Loftin |
| 6/13 | ARKANSAS | W, 14-1 | Anthony Veneziano | Logan Porter | Robbie Glendinning | Tyler Cropley | Jake Means | Maikel Garcia | Tucker Bradley | John Rave | Seuly Matias | Sebastian Rivero |
| 6/15 | ARKANSAS | L, 5-4 | Dante Biasi | Logan Porter | Robbie Glendinning | Nick Loftin | Jake Means | Maikel Garcia | Tucker Bradley | John Rave | Tyler Gentry | Tyler Gentry |
| 6/16 | ARKANSAS | L, 18-3 | Zack Phillips | Sebastian Rivero | Logan Porter | Nick Loftin | Jake Means | Maikel Garcia | Ryan Grotjohn | John Rave | Tyler Gentry | Tucker Bradley |
| 6/17 | ARKANSAS | L, 13-2 | Alec Marsh | Tyler Cropley | Logan Porter | Ryan Grotjohn | Robbie Glendinning | Maikel Garcia | Tucker Bradley | Nick Loftin | John Rave | Tyler Gentry |
| 6/18 | ARKANSAS | W, 9-0 | Angel Zerpa | Sebastian Rivero | Robbie Glendinning | Nick Loftin | Jake Means | Maikel Garcia | Tucker Bradley | John Rave | Tyler Gentry | Logan Porter |
| 6/19 | ARKANSAS | W, 4-0 | Anthony Veneziano | Tyler Cropley | Jake Means | Brhet Bewley | Logan Porter | Maikel Garcia | Ryan Grotjohn | John Rave | Seuly Matias | John Rave |
| 6/20 | SPRINGFIELD | L, 5-2 | Dante Biasi | Sebastian Rivero | Robbie Glendinning | Nick Loftin | Jake Means | Maikel Garcia | Tucker Bradley | Tyler Gentry | Seuly Matias | Logan Porter |
| 6/22 | SPRINGFIELD | L, 9-6 | Walter Pennington | Tyler Cropley | Robbie Glendinning | Nick Loftin | Jake Means | Maikel Garcia | Tucker Bradley | John Rave | Tyler Gentry | Seuly Matias |
| 6/23 | SPRINGFIELD | L, 11-2 | Alec Marsh | Sebastian Rivero | Logan Porter | Brhet Bewley | Jake Means | Maikel Garcia | Tucker Bradley | Nick Loftin | Seuly Matias | Robbie Glendinning |
| 6/24 | SPRINGFIELD | L, 7-1 | Angel Zerpa | Sebastian Rivero | Robbie Glendinning | Ryan Grotjohn | Jake Means | Maikel Garcia | Tucker Bradley | John Rave | Tyler Gentry | Logan Porter |
| 6/25 | SPRINGFIELD | L, 13-10 | Noah Murdock | Sebastian Rivero | Robbie Glendinning | Brhet Bewley | Logan Porter | Ryan Grotjohn | Tucker Bradley | Nick Loftin | John Rave | Seuly Matias |
| 6/26 | SPRINGFIELD | L, 1-0 | Anthony Veneziano | Tyler Cropley | Robbie Glendinning | Nick Loftin | Jake Means | Maikel Garcia | Tucker Bradley | John Rave | Seuly Matias | Robbie Glendinning |
| 6/28 | @ Amarillo | W, 20-6 | Dante Biasi | Sebastian Rivero | Robbie Glendinning | Nick Loftin | Jake Means | Maikel Garcia | Tucker Bradley | John Rave | Seuly Matias | Tyler Gentry |
| 6/29 | @ Amarillo | L, 10-4 | Alec Marsh | Sebastian Rivero | Robbie Glendinning | Nick Loftin | Logan Porter | Maikel Garcia | Tucker Bradley | John Rave | Tyler Gentry | Tyler Gentry |
| 6/30 | @ Amarillo | L, 5-4 | Angel Zerpa | Logan Porter | Nick Loftin | Jake Means | Maikel Garcia | Tyler Gentry | John Rave | Seuly Matias | Robbie Glendinning | Logan Porter |
| 7/1 | @ Amarillo | L, 11-10 | Noah Murdock | Sebastian Rivero | Robbie Glendinning | Nick Loftin | Jake Means | Maikel Garcia | Tyler Gentry | John Rave | Tyler Gentry | Logan Porter |
| 7/2 | @ Amarillo | L, 13-12 | Anthony Veneziano | Tyler Cropley | Logan Porter | Brhet Bewley | Jake Means | Maikel Garcia | Tyler Gentry | Nick Loftin | Seuly Matias | Robbie Glendinning |
| 7/3 | @ Amarillo | W, 10-4 | Zack Phillips | Sebastian Rivero | Robbie Glendinning | Nick Loftin | Jake Means | Maikel Garcia | Ryan Grotjohn | John Rave | Seuly Matias | Robbie Glendinning |
| 7/4 | TULSA | W, 7-6 (10) | Alec Marsh | Tyler Cropley | Jake Means | Nick Loftin | Logan Porter | Maikel Garcia | Tucker Bradley | John Rave | Seuly Matias | Robbie Glendinning |
| 7/6 | TULSA | W, 12-4 | Angel Zerpa | Sebastian Rivero | Logan Porter | Nick Loftin | Robbie Glendinning | Maikel Garcia | Tucker Bradley | John Rave | Tyler Gentry | Seuly Matias |
| 7/7 | TULSA | L, 3-0 | Dante Biasi | Sebastian Rivero | Logan Porter | Nick Loftin | Jake Means | Maikel Garcia | Tyler Gentry | John Rave | Seuly Matias | Tucker Bradley |
| 7/8 | TULSA | L, 6-3 | Noah Murdock | Tyler Cropley | Robbie Glendinning | Brhet Bewley | Jake Means | Maikel Garcia | Tucker Bradley | Nick Loftin | Seuly Matias | Logan Porter |
| 7/9 | TULSA | L, 5-2 | Anthony Veneziano | Sebastian Rivero | Robbie Glendinning | Ryan Grotjohn | Nick Loftin | Maikel Garcia | Tucker Bradley | John Rave | Seuly Matias | Tyler Gentry |
| 7/10 | TULSA | L, 3-2 | Alec Marsh | Tyler Cropley | Robbie Glendinning | Nick Loftin | Jake Means | Maikel Garcia | Tucker Bradley | John Rave | Seuly Matias | Tyler Gentry |
| 7/12 | @ Corpus Christi | L, 8-3 | Dante Biasi | Logan Porter | Robbie Glendinning | Brhet Bewley | Jake Means | Morgan McCullough | Tucker Bradley | Nick Loftin | Tyler Gentry | Seuly Matias |
| 7/13 | @ Corpus Christi | L, 10-3 | Andrew Hoffmann | Logan Porter | Robbie Glendinning | Jake Means | CJ Alexander | Morgan McCullough | Tucker Bradley | Nick Loftin | Seuly Matias | Seuly Matias |
| 7/14 | @ Corpus Christi | L, 16-3 | Anthony Veneziano | Gavin Stupinski | Robbie Glendinning | Jake Means | CJ Alexander | Morgan McCullough | Tucker Bradley | Nick Loftin | Seuly Matias | Tyler Gentry |
| 7/15 | @ Corpus Christi | L, 10-5 | Asa Lacy | Logan Porter | Robbie Glendinning | Brhet Bewley | Jake Means | Morgan McCullough | Tucker Bradley | Nick Loftin | Seuly Matias | Tyler Gentry |
| 7/16 | @ Corpus Christi | L, 12-7 | Noah Murdock | Logan Porter | Robbie Glendinning | Jake Means | CJ Alexander | Morgan McCullough | Tucker Bradley | Nick Loftin | Brhet Bewley | Brhet Bewley |
| 7/17 | @ Corpus Christi | W, 16-7 | Dante Biasi | Logan Porter | Robbie Glendinning | Jake Means | CJ Alexander | Morgan McCullough | Tucker Bradley | Nick Loftin | Tyler Gentry | Brhet Bewley |
| 7/22 | SPRINGFIELD | L, 11-4 | Andrew Hoffmann | Sebastian Rivero | Robbie Glendinning | Nick Loftin | CJ Alexander | Maikel Garcia | Tucker Bradley | John Rave | Tyler Gentry | Seuly Matias |
| 7/23 | SPRINGFIELD | L, 7-4 | Anthony Veneziano | Sebastian Rivero | Logan Porter | Nick Loftin | CJ Alexander | Maikel Garcia | Tucker Bradley | John Rave | Seuly Matias | Tyler Gentry |
| 7/24 | SPRINGFIELD | L, 11-4 | Alec Marsh | Tyler Cropley | Robbie Glendinning | Brhet Bewley | Jake Means | Maikel Garcia | Tucker Bradley | Nick Loftin | Seuly Matias | Logan Porter |
| 7/26 | @ Wichita | L, 9-3 | Noah Murdock | Sebastian Rivero | Robbie Glendinning | Brhet Bewley | Nick Loftin | Maikel Garcia | Tucker Bradley | John Rave | Tyler Gentry | Tyler Gentry |
| 7/27 | @ Wichita | W, 5-0 | Dante Biasi | Sebastian Rivero | CJ Alexander | Robbie Glendinning | Nick Loftin | Jake Means | Tyler Gentry | John Rave | Seuly Matias | Tucker Bradley |
| 7/28 | @ Wichita | L, 10-2 | Jon Bowlan | Tyler Cropley | Logan Porter | Robbie Glendinning | CJ Alexander | Jake Means | Tucker Bradley | Nick Loftin | Seuly Matias | John Rave |
| 7/29 | @ Wichita | W, 3-2 | Anthony Veneziano | Sebastian Rivero | Logan Porter | Jake Means | CJ Alexander | Nick Loftin | Tucker Bradley | John Rave | Tyler Gentry | Seuly Matias |
| 7/31 | @ Wichita | L, 11-3 | Alec Marsh | Sebastian Rivero | Logan Porter | Brhet Bewley | Jake Means | CJ Alexander | Tucker Bradley | Nick Loftin | Seuly Matias | Tyler Gentry |
| 8/2 | TULSA | W, 9-5 | Andrew Hoffmann | Tyler Cropley | Logan Porter | Robbie Glendinning | Nick Loftin | Jake Means | Tucker Bradley | John Rave | Seuly Matias | Tyler Gentry |
| 8/3 | TULSA | W, 6-4 | T.J. Sikkema | Logan Porter | Robbie Glendinning | CJ Alexander | Jake Means | Nick Loftin | Tucker Bradley | John Rave | Seuly Matias | Tyler Gentry |
| 8/4 | TULSA | L, 23-7 | Jon Bowlan | Tyler Cropley | CJ Alexander | Robbie Glendinning | Nick Loftin | Morgan McCullough | Tyler Gentry | John Rave | Seuly Matias | Tucker Bradley |
| 8/5 | TULSA | L, 12-9 | Anthony Veneziano | Logan Porter | CJ Alexander | Brhet Bewley | Jake Means | Morgan McCullough | Tyler Gentry | Nick Loftin | Seuly Matias | Tyler Gentry |
| 8/6 | TULSA | L, 9-2 | Alec Marsh | Tyler Cropley | Logan Porter | Robbie Glendinning | Jake Means | Nick Loftin | Tucker Bradley | John Rave | Tyler Gentry | CJ Alexander |
| 8/7 | TULSA | W, 8-1 | Andrew Hoffmann | Logan Porter | CJ Alexander | Robbie Glendinning | Jake Means | Nick Loftin | Tucker Bradley | John Rave | Seuly Matias | Robbie Glendinning |
| 8/9 | @ Arkansas | L, 8-1 | T.J. Sikkema | Logan Porter | Robbie Glendinning | CJ Alexander | Jake Means | Angelo Castellano | Tucker Bradley | John Rave | Tyler Gentry | Tyler Gentry |
| 8/10 | @ Arkansas | W, 8-4 | Jon Bowlan | Logan Porter | CJ Alexander | Morgan McCullough | Robbie Glendinning | Angelo Castellano | Tucker Bradley | John Rave | Seuly Matias | John Rave |
| 8/11 | @ Arkansas | L, 6-4 | Anthony Veneziano | Tyler Cropley | CJ Alexander | Brhet Bewley | Morgan McCullough | Angelo Castellano | Tyler Gentry | John Rave | Seuly Matias | Tucker Bradley |
| 8/12 | @ Arkansas | L, 6-0 | Dante Biasi | Logan Porter | CJ Alexander | Morgan McCullough | Robbie Glendinning | Angelo Castellano | Tyler Gentry | John Rave | Seuly Matias | Seuly Matias |
| 8/13 | @ Arkansas | L, 15-5 | Andrew Hoffmann | Logan Porter | CJ Alexander | Robbie Glendinning | Morgan McCullough | | | | | |



LF

Tucker Bradley, 80 (37-43)
John Rave, 19 (9-10)
Tyler Gentry, 15 (3-12)
Ryan Grotjohn, 4 (1-3)
Nate Eaton, 3 (2-1)
Nick Loftin, 2 (2-0)
Diego Hernández, 1 (0-1)

CF

John Rave, 55 (25-30)
Nick Loftin, 53 (20-33)
Diego Hernández, 12 (6-6)
Parker Bates, 2 (1-1)
Ryan Grotjohn, 1 (1-0)
Tucker Bradley, 1 (0-1)

RF

Seuly Matias, 63 (27-36)
Tyler Gentry, 29 (12-17)
John Rave, 13 (3-10)
Nate Eaton, 7 (3-4)
Tucker Bradley, 5 (3-2)
Diego Hernández, 4 (2-2)
Ryan Grotjohn, 2 (2-0)
Parker Bates, 1 (0-1)

SS

Maikel Garcia, 77 (31-46)
Angelo Castellano, 15 (5-10)
Morgan McCullough, 11 (4-7)
Nick Loftin, 6 (4-2)
Jeison Guzmán, 5 (3-2)
Jake Means, 5 (3-2)
Ryan Grotjohn, 4 (2-2)
Nate Eaton, 1 (1-0)

2B

Michael Massey, 46 (25-21)
Brhet Bewley, 20 (6-14)
Nick Loftin, 19 (7-12)
Robbie Glendinning, 20 (6-14)
Morgan McCullough, 8 (6-2)
Jake Means, 5 (2-3)
Ryan Grotjohn, 5 (0-5)
Angelo Castellano, 1 (1-0)

3B

Jake Means, 64 (26-38)
Nate Eaton, 23 (10-13)
CJ Alexander, 10 (2-8)
Robbie Glendinning, 9 (5-4)
Logan Porter, 6 (3-3)
Brhet Bewley, 4 (4-0)
Morgan McCullough, 4 (1-3)
Nick Loftin, 3 (1-2)
Ryan Grotjohn, 1 (1-0)

SP

Anthony Veneziano, 22 (10-12)
Alec Marsh, 22 (4-18)
Dante Biasi, 15 (9-6)
Ángel Zerpa, 13 (5-8)
Drew Parrish, 10 (5-5)
Andrew Hoffmann, 8 (4-4)
Jon Bowlan, 7 (4-3)
Noah Murdock, 7 (1-6)
T.J. Sikkema, 6 (2-4)
Will Klein, 3 (2-1)
Asa Lacy, 3 (2-1)
Marcelo Martinez, 3 (2-1)
Zack Phillips, 3 (2-1)
Zach Haake, 1 (1-0)
Walter Pennington, 1 (0-1)

1B

Robbie Glendinning, 61 (27-34)
CJ Alexander, 25 (10-15)
Logan Porter, 20 (6-14)
Jake Means, 18 (10-8)

DH

Seuly Matias, 25 (11-14)
Tucker Bradley, 16 (6-10)
Tyler Gentry, 16 (6-10)
Robbie Glendinning, 14 (6-8)
Logan Porter, 14 (4-10)
John Rave, 8 (6-2)
Michael Massey, 8 (2-6)
Nick Loftin, 6 (5-1)
Brhet Bewley, 6 (1-5)
CJ Alexander, 3 (1-2)
Nate Eaton, 2 (2-0)
Jake Means, 2 (2-0)
Ryan Grotjohn, 2 (1-1)
Diego Hernández, 1 (0-1)
Sebastian Rivero, 1 (0-1)

C

Sebastian Rivero, 40 (16-24)
Logan Porter, 35 (19-16)
Tyler Crolepy, 24 (5-19)
Luca Tresh, 15 (8-7)
Gavin Stupiensi, 10 (5-5)

| | | | | | | | | |
|---|---|---|---|---|--|--|--|--|
| <p>1</p> <p>Maikel Garcia, 76 (30-46) Tucker Bradley, 40 (20-20) Nick Loftin, 6 (4-2) Diego Hernández, 2 (1-1)</p> | <p>2</p> <p>Nick Loftin, 77 (35-42) Tyler Gentry, 44 (17-27) Tucker Bradley, 13 (4-9) Tyler Gentry, 5 (2-3) John Rave, 5 (1-4) Brhet Bewley, 3 (1-2) Nate Eaton, 2 (1-1) Angelo Castellano, 2 (0-2) Maikel Garcia, 1 (1-0)</p> | <p>3</p> <p>Michael Massey, 54 (27-27) Tyler Gentry, 8 (3-5) Robbie Glendinning, 5 (3-2) Nick Loftin, 5 (0-5) CJ Alexander, 4 (2-2) John Rave, 4 (1-3)</p> | <p>4</p> <p>Robbie Glendinning, 43 (22-21) Seuly Matias, 32 (14-18) Logan Porter, 18 (8-10) CJ Alexander, 17 (6-11) Tyler Gentry, 7 (0-7) John Rave, 4 (2-2) Jake Means, 2 (0-2) Luca Tresh, 1 (1-0)</p> | <p>5</p> <p>John Rave, 36 (21-15) Robbie Glendinning, 25 (9-16) Nate Eaton, 19 (7-12) Logan Porter, 15 (4-11) Sebastian Rivero, 9 (4-5) CJ Alexander, 5 (2-3) Luca Tresh, 3 (3-0) Tyler Gentry, 3 (1-2) Seuly Matias, 3 (1-2) Jake Means, 2 (1-1) Brhet Bewley, 2 (0-2) Tucker Bradley, 1 (1-0) Nick Loftin, 1 (0-1)</p> | <p>6</p> <p>Seuly Matias, 35 (16-19) John Rave, 30 (11-19) Robbie Glendinning, 13 (4-9) Sebastian Rivero, 12 (5-7) Nate Eaton, 9 (6-3) Logan Porter, 8 (5-3) Jake Means, 4 (2-2) CJ Alexander, 4 (1-3) Luca Tresh, 3 (1-2) Jeison Guzmán, 2 (2-0) Brhet Bewley, 1 (1-0) Tucker Bradley, 1 (0-1) Ryan Grotjohn, 1 (0-1) Gavin Stupiensi, 1 (0-1)</p> | <p>7</p> <p>Jake Means, 17 (7-10) Robbie Glendinning, 16 (6-10) Seuly Matias, 16 (6-10) Logan Porter, 15 (6-9) Sebastian Rivero, 10 (3-7) Luca Tresh, 7 (3-4) CJ Alexander, 7 (2-5) Ryan Grotjohn, 7 (1-6) Gavin Stupiensi, 6 (4-2) Nate Eaton, 5 (4-1) John Rave, 4 (3-1) Tucker Bradley, 4 (2-2) Tyler Crolepy, 4 (2-2) Brhet Bewley, 3 (2-1) Jeison Guzmán, 2 (1-1) Angelo Castellano, 1 (1-0)</p> | <p>8</p> <p>Jake Means, 60 (28-32) Brhet Bewley, 12 (6-6) Logan Porter, 11 (6-5) Tyler Crolepy, 10 (1-9) Sebastian Rivero, 8 (4-4) Morgan McCullough, 8 (2-6) Robbie Glendinning, 4 (2-2) Ryan Grotjohn, 3 (1-2) Gavin Stupiensi, 3 (1-2) Seuly Matias, 2 (1-1) Angelo Castellano, 1 (1-0) Jeison Guzmán, 1 (0-1) Luca Tresh, 1 (0-1)</p> | <p>9</p> <p>Tucker Bradley, 44 (21-23) Morgan McCullough, 13 (7-6) Angelo Castellano, 13 (5-8) John Rave, 12 (4-8) Tyler Crolepy, 10 (2-8) Jake Means, 9 (5-4) Brhet Bewley, 9 (1-8) Ryan Grotjohn, 8 (5-3) Parker Bates, 3 (2-1) Sebastian Rivero, 2 (1-1) Nate Eaton, 1 (0-1)</p> |
|---|---|---|---|---|--|--|--|--|



| PLAYER | GS | POSITION | | | | | | | | | | BATTING ORDER | | | | | | | | |
|--------------------|-----|----------|----|----|----|----|----|----|----|----|----|---------------|-----|-----|-----|-----|-----|-----|-----|-----|
| | | C | 1B | 2B | 3B | SS | LF | CF | RF | OF | DH | 1ST | 2ND | 3RD | 4TH | 5TH | 6TH | 7TH | 8TH | 9TH |
| Robbie Glendinning | 105 | | 62 | 20 | 9 | | | | | | 14 | | | 5 | 43 | 25 | 13 | 16 | 3 | |
| Tucker Bradley | 102 | | | | | | 80 | 1 | 5 | 86 | 16 | 39 | 12 | | | 1 | 1 | 4 | | 44 |
| John Rave | 95 | | | | | | 19 | 55 | 13 | 87 | 8 | | 5 | 4 | 4 | 35 | 30 | 4 | | 12 |
| Jake Means | 94 | | 18 | 5 | 64 | 5 | | | | | 2 | | | | 2 | 2 | 4 | 16 | 60 | 9 |
| Nick Loftin | 89 | | | 19 | 3 | 6 | 2 | 53 | | 55 | 6 | 6 | 77 | 5 | | 1 | | | | |
| Seuly Matias | 88 | | | | | | | | 63 | 63 | 25 | | | | 32 | 3 | 34 | 16 | 2 | |
| Maikel Garcia | 77 | | | | | 77 | | | | | | 76 | 1 | | | | | | | |
| Logan Porter | 75 | 35 | 20 | | 6 | | | | | | 14 | | | 8 | 18 | 15 | 8 | 15 | 11 | |
| Tyler Gentry | 60 | | | | | | 15 | | 29 | 44 | 16 | | 5 | 44 | 7 | 3 | | | | |
| Michael Massey | 54 | | | 46 | | | | | | | 8 | | | 54 | | | | | | |
| Sebastian Rivero | 41 | 40 | | | | | | | | | 1 | | | | | 9 | 12 | 10 | 8 | 2 |
| CJ Alexander | 37 | | 24 | | 10 | | | | | | 3 | | 2 | | | 19 | 9 | 5 | | 1 |
| Nate Eaton | 36 | | | | 23 | 1 | 3 | | 7 | 10 | 2 | | | 3 | 17 | 5 | 4 | 7 | | |
| Brhet Bewley | 30 | | | 20 | 4 | | | | | | 6 | | 3 | | | 2 | 1 | 3 | 12 | 9 |
| Tyler Cropley | 24 | 24 | | | | | | | | | | | | | | | | 4 | 10 | 10 |
| Morgan McCullough | 22 | | | 8 | 4 | 10 | | | | | | | | | | | | | 8 | 13 |
| Ryan Grotjohn | 19 | | | 5 | 1 | 4 | 4 | 1 | 2 | 7 | 2 | | | | | | 1 | 7 | 3 | 8 |
| Diego Hernández | 18 | | | | | | 1 | 12 | 4 | 17 | 1 | 2 | 16 | | | | | | | |
| Angelo Castellano | 17 | | | 1 | | 16 | | | | | | | 2 | | | | | 1 | 1 | 12 |
| Luca Tresh | 15 | 15 | | | | | | | | | | | | | | 3 | 3 | 7 | 1 | |
| Gavin Stupienski | 10 | 10 | | | | | | | | | | | | | | | 1 | 6 | 3 | |
| Jeison Guzmán | 5 | | | | | 5 | | | | | | | | | | | 2 | 2 | 1 | |
| Parker Bates | 3 | | | | | | | 2 | 1 | 3 | | | | | | | | | | 3 |

OUTFIELD ASSISTS (33)

| | | |
|--------------------|----|---|
| TUCKER BRADLEY (7) | LF | 6 |
| | RF | 1 |
| NATE EATON (4) | LF | 1 |
| | RF | 3 |
| TYLER GENTRY (8) | LF | 3 |
| | RF | 5 |
| NICK LOFTIN (4) | CF | 4 |
| SEULY MATIAS (4) | RF | 4 |
| JOHN RAVE (6) | CF | 6 |

OF LINEUP COMBOS

124 games, 123 unique lineup combinations used

MOST USED LINEUP (2x)

| | PLAYER | Pos. |
|---|--------------------|------|
| 1 | Tucker Bradley | LF |
| 2 | Nick Loftin | CF |
| 3 | Tyler Gentry | RF |
| 4 | Robbie Glendinning | 1B |
| 5 | Logan Porter | C |
| 6 | CJ Alexander | 3B |
| 7 | Jake Means | 2B |
| 8 | Brhet Bewley | DH |
| 9 | Morgan McCullough | SS |

NATURALS POSITION PRODUCTION

| | AVG | AB | H | TB | 2B | 3B | HR | RBI | BB | SO | OBP | SLG | OPS | SAC | SF | HBP | GIDP |
|----|------|-----|-----|-----|----|----|----|-----|----|-----|------|------|------|-----|----|-----|------|
| C | .247 | 446 | 110 | 190 | 32 | 0 | 16 | 68 | 57 | 120 | .348 | .426 | .774 | 1 | 3 | 14 | 9 |
| 1B | .269 | 461 | 124 | 215 | 28 | 0 | 21 | 95 | 61 | 153 | .358 | .466 | .824 | 0 | 8 | 7 | 8 |
| 2B | .257 | 463 | 119 | 201 | 25 | 0 | 19 | 79 | 67 | 141 | .351 | .434 | .785 | 3 | 9 | 5 | 9 |
| 3B | .220 | 450 | 99 | 163 | 25 | 3 | 11 | 66 | 62 | 132 | .322 | .362 | .684 | 1 | 3 | 7 | 14 |
| SS | .271 | 490 | 133 | 183 | 31 | 2 | 5 | 41 | 68 | 113 | .361 | .373 | .734 | 4 | 3 | 2 | 11 |
| LF | .282 | 468 | 132 | 200 | 25 | 2 | 13 | 63 | 70 | 104 | .376 | .427 | .803 | 5 | 6 | 4 | 7 |
| CF | .262 | 481 | 126 | 195 | 21 | 3 | 14 | 70 | 65 | 116 | .353 | .405 | .758 | 6 | 6 | 6 | 12 |
| RF | .272 | 463 | 126 | 238 | 19 | 3 | 29 | 104 | 56 | 142 | .360 | .514 | .874 | 2 | 12 | 14 | 5 |
| DH | .251 | 455 | 114 | 196 | 17 | 1 | 21 | 72 | 67 | 138 | .354 | .431 | .785 | 2 | 6 | 9 | 4 |

NATURALS LINEUP PRODUCTION

| | AVG | AB | H | TB | 2B | 3B | HR | RBI | BB | SO | OBP | SLG | OPS | SAC | SF | HBP | GIDP |
|-----|------|-----|-----|-----|----|----|----|-----|----|-----|------|------|------|-----|----|-----|------|
| 1st | .287 | 519 | 149 | 225 | 38 | 1 | 12 | 57 | 74 | 107 | .375 | .434 | .809 | 6 | 3 | 1 | 12 |
| 2nd | .276 | 504 | 139 | 208 | 22 | 1 | 15 | 67 | 64 | 91 | .358 | .413 | .771 | 7 | 8 | 5 | 10 |
| 3rd | .297 | 489 | 145 | 236 | 28 | 0 | 21 | 101 | 64 | 125 | .382 | .483 | .865 | 1 | 12 | 11 | 8 |
| 4th | .264 | 477 | 126 | 226 | 26 | 1 | 24 | 100 | 62 | 171 | .354 | .474 | .828 | 0 | 9 | 9 | 10 |
| 5th | .222 | 464 | 103 | 184 | 20 | 2 | 19 | 77 | 64 | 124 | .325 | .397 | .722 | 0 | 7 | 10 | 5 |
| 6th | .265 | 446 | 118 | 207 | 20 | 3 | 21 | 83 | 70 | 151 | .371 | .464 | .835 | 2 | 5 | 8 | 6 |
| 7th | .257 | 447 | 115 | 190 | 23 | 2 | 16 | 69 | 55 | 146 | .349 | .425 | .774 | 1 | 7 | 12 | 7 |
| 8th | .210 | 434 | 91 | 149 | 25 | 0 | 11 | 52 | 63 | 143 | .320 | .343 | .663 | 2 | 1 | 8 | 12 |
| 9th | .242 | 422 | 102 | 163 | 23 | 4 | 10 | 56 | 58 | 112 | .335 | .386 | .721 | 5 | 6 | 4 | 9 |



| GM # | APRIL | OPPONENT | SCORE | RECORD | Pos./G+/- | WIN | LOSS | SAVE | TEMP. | 1ST PITCH | TIME | ATT. | HOME ATT. | NATURALS | | | | OPPONENT | | | |
|------|-------|---------------|-------------|--------|------------|---------------------------|---------------------|-----------------|-------|-----------|------|-------|-----------|----------|----|---|----|----------|----|---|----|
| | | | | | | | | | | | | | | R | H | E | LO | R | H | E | LO |
| 1 | 4/8 | @ Springfield | W, 11-8 | 1-0 | T-1st/+1.0 | Á. Sotillet (1-0) | G. Black (0-1) | - | 42° | 6:41 PM | 3:55 | 3,682 | | 11 | 12 | 0 | 10 | 8 | 8 | 4 | 10 |
| 2 | 4/9 | @ Springfield | L, 14-11 | 1-1 | T-2nd/-1.0 | J. Quezada (1-0) | A. Veneziano (0-1) | F. Pacheco (1) | 63° | 5:37 PM | 3:47 | 3,037 | | 11 | 15 | 2 | 10 | 14 | 13 | 2 | 10 |
| 3 | 4/10 | @ Springfield | L, 10-5 | 1-2 | T-3rd/-2.0 | M. Brettell (1-0) | Á. Zerpa (0-1) | - | 79° | 1:38 PM | 2:43 | 2,760 | | 5 | 7 | 2 | 6 | 10 | 12 | 1 | 6 |
| 4 | 4/12 | WICHITA | W, 8-6 | 2-2 | T-3rd/-1.0 | D. Biasi (1-0) | B. Lawson (0-1) | Á. Sotillet (1) | 72° | 7:04 PM | 3:04 | 4,032 | 4,032 | 8 | 8 | 0 | 6 | 6 | 6 | 2 | 9 |
| 5 | 4/13 | WICHITA | W, 8-5 | 3-2 | 2nd/-1.0 | C. Cosby (1-0) | A. Scherff (0-1) | - | 53° | 7:05 PM | 2:48 | 2,590 | 6,622 | 8 | 12 | 0 | 7 | 5 | 7 | 2 | 4 |
| 6 | 4/14 | WICHITA | L, 7-1 | 3-3 | 3rd/-1.0 | L. Varland (1-0) | D. Parrish (0-1) | - | 64° | 7:04 PM | 3:03 | 2,655 | 9,277 | 1 | 5 | 0 | 7 | 7 | 7 | 0 | 7 |
| 7 | 4/15 | WICHITA | L, 4-2 | 3-4 | 3rd/-2.0 | S. Woods Richardson (1-0) | A. Veneziano (0-2) | A. Schuller (1) | 73° | 7:05 PM | 2:25 | 4,404 | 13,681 | 2 | 5 | 0 | 6 | 4 | 9 | 1 | 9 |
| 8 | 4/16 | WICHITA | L, 6-5 (10) | 3-5 | T-4th/-2.5 | A. Angulo (1-0) | Z. Willemann (0-1) | S. Klimek (1) | 55° | 6:05 PM | 3:25 | 3,003 | 16,684 | 5 | 6 | 2 | 12 | 6 | 16 | 4 | 11 |
| 9 | 4/17 | WICHITA | L, 5-1 | 3-6 | 5th/-3.0 | T. Viza (1-0) | A. Lacy (0-1) | - | 52° | 2:05 PM | 2:37 | 1,950 | 18,634 | 1 | 10 | 1 | 9 | 5 | 7 | 0 | 5 |
| 10 | 4/19 | @ Frisco | L, 4-3 | 3-7 | 5th/-4.0 | S. Nordlin (2-1) | A. Marsh (0-1) | C. Lee (3) | 70° | 6:37 PM | 2:37 | 2,162 | | 3 | 2 | 0 | 7 | 4 | 9 | 1 | 10 |
| 11 | 4/20 | @ Frisco | W, 7-2 | 4-7 | T-4th/-4.0 | D. Parrish (1-1) | A. Weems (0-1) | - | 86° | 6:37 PM | 2:27 | 2,324 | | 7 | 10 | 1 | 7 | 2 | 4 | 0 | 6 |
| 12 | 4/21 | @ Frisco | L, 12-2 | 4-8 | 5th/-4.0 | N. Starr (1-0) | A. Veneziano (0-3) | - | 82° | 6:37 PM | 2:26 | 3,939 | | 2 | 2 | 0 | 7 | 12 | 13 | 1 | 3 |
| 13 | 4/22 | @ Frisco | W, 11-2 | 5-8 | T-4th/-4.0 | Á. Zerpa (1-1) | C. Bradford (1-1) | - | 84° | 6:36 PM | 2:30 | 6,222 | | 11 | 8 | 0 | 4 | 2 | 8 | 1 | 10 |
| 14 | 4/23 | @ Frisco | W, 12-4 | 6-8 | 4th/-4.0 | W. Pennington (1-0) | J. Leiter (0-1) | - | 82° | 6:40 PM | 2:39 | 6,777 | | 12 | 12 | 2 | 7 | 4 | 10 | 2 | 8 |
| 15 | 4/24 | @ Frisco | W, 4-3 | 7-8 | 4th/-3.0 | Y. Del Rosario (1-0) | C. Ragans (0-1) | Á. Sotillet (2) | 75° | 4:16 PM | 2:21 | 3,208 | | 4 | 9 | 0 | 9 | 3 | 6 | 1 | 6 |
| 16 | 4/26 | AMARILLO | L, 6-5 (11) | 7-9 | T-4th/-3.0 | J. Garcia (1-0) | W. Pennington (1-1) | B. Rogers (1) | 55° | 11:06 AM | 3:02 | 3,702 | 22,336 | 6 | 10 | 0 | 8 | 5 | 9 | 1 | 9 |
| 17 | 4/27 | AMARILLO | W, 12-6 | 8-9 | 4th/-3.0 | A. Veneziano (1-3) | S. Cecconi (0-1) | - | 68° | 7:05 PM | 2:28 | 3,073 | 25,409 | 12 | 15 | 0 | 9 | 6 | 11 | 2 | 7 |
| 18 | 4/28 | AMARILLO | L, 9-5 | 8-10 | 4th/-3.0 | K. Curtis (1-1) | Z. Willemann (0-2) | - | 64° | 7:04 PM | 2:38 | 3,100 | 28,509 | 5 | 8 | 0 | 6 | 9 | 13 | 1 | 4 |
| 19 | 4/29 | AMARILLO | W, 8-7 | 9-10 | T-3rd/-3.0 | W. Pennington (2-1) | D. Olivero (0-1) | J. Dipoto (1) | 74° | 7:05 PM | 2:51 | 4,890 | 33,399 | 8 | 17 | 1 | 9 | 7 | 15 | 0 | 11 |
| 20 | 4/30 | AMARILLO | L, 7-5 | 9-11 | T-3rd/-3.0 | B. Pfadt (1-1) | H. Capps (0-1) | B. Workman (1) | 72° | 6:06 PM | 2:16 | 5,857 | 39,256 | 5 | 8 | 0 | 4 | 7 | 10 | 0 | 5 |

APRIL Hitting Results: .261/.357/.422 (180-for-690), 37 2B, 22 HR, 126 R, 97 BB, 32 SB // APRIL Pitching Results: 9-11, 5.98 ERA (119 ER in 179.0 IP), 3/5 SV, 194 H, 25 HR, 87 BB, 158 K, .276 AVG

| GM # | MAY | OPPONENT | SCORE | RECORD | Pos./G+/- | WIN | LOSS | SAVE | TEMP. | 1ST PITCH | TIME | ATT. | HOME ATT. | NATURALS | | | | OPPONENT | | | |
|------|------|----------------|-------------|--------|------------|----------------------|---------------------------|--------------------|-------|-----------|------------|-------|-----------|----------|----|---|----|----------|----|---|----|
| | | | | | | | | | | | | | | R | H | E | LO | R | H | E | LO |
| 21 | 5/1 | AMARILLO | W, 9-5 | 10-11 | 3rd/-3.0 | D. Parrish (2-1) | J. Vernia (0-1) | - | 70° | 2:04 PM | 2:32 | 5,348 | 44,604 | 9 | 12 | 0 | 7 | 5 | 11 | 0 | 7 |
| 22 | 5/3 | @ Springfield | L, 12-5 | 10-12 | T-3rd/-3.5 | D. Roach (2-1) | A. Veneziano (1-3) | - | 52° | 6:37 PM | 2:49 | 3,701 | | 5 | 8 | 2 | 7 | 12 | 10 | 2 | 10 |
| 23 | 5/4 | @ Springfield | W, 13-3 | 11-12 | T-3rd/-3.0 | M. Martinez (1-0) | K. Leahy (0-4) | - | 55° | 7:34 PM | 2:33 (:59) | 3,131 | | 13 | 15 | 0 | 10 | 3 | 6 | 1 | 4 |
| 24 | 5/5 | @ Springfield | W, 9-6 | 12-12 | 3rd/-2.5 | Y. Del Rosario (2-0) | G. Black (1-3) | W. Pennington (1) | 61° | 6:36 PM | 2:42 | 3,125 | | 9 | 17 | 0 | 12 | 6 | 8 | 1 | 4 |
| 25 | 5/6 | @ Springfield | L, 2-1 | 12-13 | T-3rd/-4.0 | T. Pike (1-1) | H. Capps (0-2) | F. Pacheco (5) | 64° | 6:39 PM | 2:22 | 3,165 | | 1 | 4 | 1 | 2 | 2 | 6 | 0 | 10 |
| 26 | 5/7 | @ Springfield | W, 4-0 | 13-13 | 3rd/-4.0 | D. Parrish (3-1) | C. Lunn (2-3) | - | 74° | 6:05 PM | 2:04 | 4,375 | | 4 | 9 | 0 | 5 | 0 | 3 | 1 | 4 |
| 27 | 5/8 | @ Springfield | W, 9-5 | 14-13 | 3rd/-2.5 | W. Pennington (3-1) | F. Pacheco (0-1) | - | 77° | 6:07 PM | 2:40 | 3,922 | | 9 | 13 | 1 | 8 | 5 | 6 | 1 | 7 |
| 28 | 5/10 | WICHITA | W, 7-4 | 15-13 | 3rd/-1.5 | D. Biasi (2-0) | K. Klimek (0-1) | Y. Del Rosario (1) | 84° | 11:06 AM | 2:35 | 5,620 | 50,224 | 7 | 11 | 0 | 5 | 4 | 7 | 0 | 11 |
| 29 | 5/11 | WICHITA | L, 4-3 | 15-14 | 3rd/-2.5 | K. Funderburk (2-0) | Á. Zerpa (1-2) | A. Schuller (5) | 84° | 7:04 PM | 2:22 | 2,434 | 52,658 | 3 | 8 | 2 | 9 | 4 | 8 | 2 | 8 |
| 30 | 5/12 | WICHITA | L, 10-4 | 15-15 | 3rd/-3.5 | L. Varland (4-1) | P. Smith (0-1) | - | 85° | 7:06 PM | 2:30 | 3,825 | 56,483 | 4 | 8 | 2 | 4 | 10 | 11 | 1 | 9 |
| 31 | 5/13 | WICHITA | W, 7-0 | 16-15 | 3rd/-2.5 | D. Parrish (4-1) | S. Woods Richardson (2-1) | - | 82° | 7:05 PM | 2:14 | 4,497 | 60,980 | 7 | 8 | 0 | 3 | 0 | 5 | 0 | 5 |
| 32 | 5/14 | WICHITA | L, 7-6 | 16-16 | 3rd/-3.5 | B. Gross (2-0) | H. Capps (0-3) | A. Schuller (6) | 84° | 6:04 PM | 2:52 | 5,558 | 66,538 | 6 | 11 | 1 | 10 | 7 | 10 | 2 | 8 |
| 33 | 5/17 | @ Arkansas | L, 7-6 (10) | 16-17 | 3rd/-4.5 | T. Kuhn (1-1) | W. Pennington (3-2) | - | 81° | 6:37 PM | 2:53 | 3,374 | | 6 | 12 | 0 | 10 | 7 | 10 | 1 | 6 |
| 34 | 5/18 | @ Arkansas | L, 5-4 | 16-18 | 3rd/-5.5 | T. Dollard (1-1) | Á. Zerpa (1-3) | M. Stryfeler (6) | 89° | 6:34 PM | 2:14 | 3,646 | | 4 | 5 | 1 | 5 | 5 | 7 | 1 | 6 |
| 35 | 5/19 | @ Arkansas | L, 5-0 | 16-19 | 4th/-6.5 | C. Jones (1-2) | A. Marsh (0-2) | - | 90° | 6:35 PM | 2:15 | 3,769 | | 0 | 3 | 1 | 7 | 5 | 8 | 3 | 8 |
| 36 | 5/20 | @ Arkansas | L, 2-1 | 16-20 | 4th/-6.5 | J. Haberer (1-2) | D. Parrish (4-2) | T. Kuhn (3) | 89° | 7:04 PM | 2:24 | 6,016 | | 1 | 4 | 1 | 6 | 2 | 4 | 0 | 7 |
| 37 | 5/21 | @ Arkansas | W, 11-4 (8) | 17-20 | 4th/-6.0 | D. Biasi (3-0) | S. Kolek (1-3) | - | 75° | 7:06 PM | 2:54 (:30) | 3,869 | | 11 | 12 | 0 | 10 | 4 | 5 | 1 | 6 |
| 38 | 5/22 | @ Arkansas | W, 10-5 | 18-20 | 3rd/-6.0 | Z. Phillips (1-0) | E. Hancock (0-1) | - | 62° | 1:35 PM | 2:44 | 3,807 | | 10 | 11 | 1 | 6 | 5 | 8 | 2 | 8 |
| 39 | 5/24 | @ Midland | W, 8-5 | 19-20 | 3rd/-5.5 | Y. Del Rosario (3-0) | D. Leal (0-1) | Z. Willemann (1) | 68° | 11:02 AM | 2:25 | 4,066 | | 8 | 10 | 0 | 5 | 5 | 12 | 1 | 11 |
| 40 | 5/25 | @ Midland | W, 11-3 | 20-20 | 3rd/-4.5 | A. Marsh (1-2) | R. Cusick (1-5) | - | 74° | 6:33 PM | 2:48 | 3,012 | | 11 | 16 | 0 | 9 | 3 | 10 | 2 | 13 |
| 41 | 5/26 | @ Midland | L, 2-1 (10) | 20-21 | 3rd/-5.0 | G. Acton (1-2) | Z. Phillips (1-1) | - | 90° | 7:02 PM | 2:41 | 3,450 | | 1 | 8 | 0 | 11 | 2 | 3 | 1 | 4 |
| 42 | 5/27 | @ Midland | W, 14-6 | 21-21 | 3rd/-5.0 | Á. Sotillet (2-0) | T. Damron (1-3) | - | 97° | 7:01 PM | 3:03 | 3,549 | | 14 | 17 | 2 | 12 | 6 | 7 | 2 | 11 |
| 43 | 5/28 | @ Midland | W, 9-7 (10) | 22-21 | 3rd/-5.0 | Y. Del Rosario (4-0) | C. Cohen (2-3) | - | 98° | 7:00 PM | 2:50 | 3,425 | | 9 | 15 | 0 | 11 | 7 | 10 | 1 | 8 |
| 44 | 5/29 | @ Midland | L, 3-1 | 22-22 | 3rd/-5.0 | M. Milburn (3-3) | Á. Zerpa (1-4) | A. Briggs (2) | 96° | 2:02 PM | 1:48 | 2,446 | | 1 | 6 | 0 | 7 | 3 | 11 | 0 | 6 |
| 45 | 5/31 | CORPUS CHRISTI | L, 8-7 | 22-23 | 4th/-5.0 | D. West (1-0) | Y. Del Rosario (1-4) | M. Ruppenthal (1) | 82° | 7:04 PM | 2:52 | 2,447 | 68,785 | 7 | 12 | 2 | 9 | 8 | 11 | 0 | 7 |

MAY Hitting Results: .286/.354/.456 (255-for-892), 53 2B, 29 HR, 160 R, 94 BB, 31 SB // MAY Pitching Results: 13-12, 4.43 ERA (108 ER in 219.1 IP), 3/6 SV, 197 H, 25 HR, 123 BB, 249 K, .239 AVG

| | | | | | | | | | | | | | | NATURALS | | | | OPPONENT | | | | |
|------|------|----------------|--|---------|-----------|----------------------|----------------------|--------------------|-------|-----------|-------------|-------|-----------|----------|----|---|----|----------|----|---|----|--|
| GM # | JUNE | OPPONENT | SCORE | RECORD | Pos./G+/- | WIN | LOSS | SAVE | TEMP. | 1ST PITCH | TIME | ATT. | HOME ATT. | R | H | E | LO | R | H | E | LO | |
| 46 | 6/1 | CORPUS CHRISTI | L, 6-2 | 22 - 24 | 4th/-5.5 | J. Endersby (2-1) | D. Parrish (4-3) | - | 80° | 7:04 PM | 2:32 | 2,183 | 70,968 | 2 | 7 | 0 | 8 | 6 | 11 | 0 | 8 | |
| 47 | 6/2 | CORPUS CHRISTI | W, 8-2 | 23 - 24 | 4th/-5.5 | D. Biasi (4-0) | J. Melendez (0-5) | - | 84° | 4:04 PM | 3:01 | 5,408 | 76,376 | 8 | 9 | 0 | 6 | 2 | 2 | 1 | 9 | |
| 48 | 6/3 | CORPUS CHRISTI | L, 5-4 | 23 - 25 | 4th/-5.5 | A. Chaidze (2-0) | Y. Del Rosario (2-4) | - | 75° | 7:05 PM | 2:34 | 5,659 | 82,035 | 4 | 7 | 0 | 7 | 5 | 9 | 0 | 8 | |
| 49 | 6/4 | CORPUS CHRISTI | W, 6-5 (10) | 24 - 25 | 4th/-5.5 | J. Dipoto (1-0) | D. Conn (4-2) | - | 79° | 6:05 PM | 3:03 | 3,928 | 85,963 | 6 | 4 | 0 | 8 | 5 | 7 | 1 | 9 | |
| 50 | 6/5 | CORPUS CHRISTI | L, 17-4 | 24 - 26 | 4th/-6.5 | J. Bravo (2-1) | A. Marsh (1-3) | - | 78° | 2:04 PM | 3:04 | 2,735 | 88,698 | 4 | 7 | 3 | 4 | 17 | 16 | 0 | 14 | |
| 51 | 6/7 | @ Tulsa | L, 5-2 | 24 - 27 | 4th/-6.5 | G. Stone (2-1) | N. Murdock (0-1) | - | 84° | 7:06 PM | 2:12 | 4,036 | | 2 | 6 | 0 | 8 | 5 | 9 | 0 | 5 | |
| | 6/8 | @ Tulsa | Postponed/Rain (Made up June 9, 3-0 W) | | | | | | | | | | | | | | | | | | | |
| 52 | 6/9 | @ Tulsa | W, 5-3 (7) | 25 - 27 | 4th/-6.0 | C. Chamberlain (1-0) | J. Adames (0-1) | J. Dipoto (2) | 84° | 5:04 PM | 1:54 | | | 5 | 6 | 0 | 2 | 3 | 5 | 0 | 7 | |
| 53 | 6/9 | @ Tulsa | W, 3-0 (7) | 26 - 27 | 4th/-5.5 | A. Veneziano (2-4) | L. Knack (1-4) | - | 81° | 7:46 PM | 1:41 | 4,706 | | 3 | 5 | 0 | 6 | 0 | 3 | 1 | 5 | |
| 54 | 6/10 | @ Tulsa | W, 13-4 | 27 - 27 | 4th/-5.5 | W. Pennington (4-2) | J. Hernandez (0-2) | - | 87° | 7:06 PM | 2:50 | 7,977 | | 13 | 11 | 0 | 7 | 4 | 6 | 1 | 5 | |
| 55 | 6/11 | @ Tulsa | L, 9-3 | 27 - 28 | 4th/-5.5 | A. Gamboa (5-0) | A. Marsh (1-4) | - | 89° | 7:06 PM | 2:28 | 7,382 | | 4 | 8 | 1 | 8 | 9 | 15 | 2 | 6 | |
| 56 | 6/12 | @ Tulsa | W, 7-3 | 28 - 28 | 4th/-4.5 | Á. Sottillet (3-0) | G. Stone (2-2) | Y. Del Rosario (2) | 96° | 1:06 PM | 2:44 | 4,447 | | 7 | 11 | 1 | 9 | 3 | 7 | 1 | 10 | |
| 57 | 6/14 | ARKANSAS | W, 7-5 | 29 - 28 | 4th/-3.5 | A. Veneziano (3-4) | S. Kolek (4-4) | - | 88° | 7:06 PM | 2:19 | 2,453 | 91,151 | 7 | 7 | 2 | 4 | 5 | 7 | 2 | 6 | |
| 58 | 6/15 | ARKANSAS | L, 5-4 | 29 - 29 | 4th/-4.0 | C. Kober (2-0) | M. Peacock (0-1) | M. Stryffeler (11) | 87° | 7:06 PM | 2:37 | 2,099 | 93,250 | 4 | 11 | 1 | 10 | 5 | 14 | 0 | 10 | |
| 59 | 6/16 | ARKANSAS | L,18-3 | 29 - 30 | 4th/-4.5 | E. Hancock (1-2) | Z. Phillips (1-2) | - | 89° | 7:05 PM | 3:12 | 3,249 | 96,499 | 3 | 7 | 5 | 7 | 18 | 13 | 1 | 11 | |
| 60 | 6/17 | ARKANSAS | L,13-3 | 29 - 31 | 4th/-5.5 | T. Dollard (5-2) | A. Marsh (1-5) | - | 90° | 7:05 PM | 2:38 | 4,048 | 100,547 | 2 | 4 | 0 | 5 | 13 | 14 | 0 | 6 | |
| 61 | 6/18 | ARKANSAS | W, 9-0 | 30 - 31 | 4th/-5.5 | W. Klein (1-0) | C. Jones (4-4) | - | 85° | 7:31 PM | 2:36 (1:26) | 3,342 | 103,889 | 9 | 4 | 0 | 6 | 0 | 4 | 0 | 7 | |
| 62 | 6/19 | ARKANSAS | W, 4-0 | 31 - 31 | 4th/-5.5 | A. Veneziano (4-4) | S. Kolek (4-5) | - | 86° | 2:05 PM | 2:28 | 3,080 | 106,969 | 4 | 8 | 0 | 11 | 0 | 4 | 0 | 5 | |
| 63 | 6/21 | SPRINGFIELD | L, 5-3 | 31 - 32 | 4th/-6.5 | G. Black (3-3) | D. Biasi (4-1) | R. Loutos (2) | 90° | 7:05 PM | 2:42 | 2,429 | 109,398 | 3 | 7 | 2 | 11 | 5 | 6 | 0 | 6 | |
| 64 | 6/22 | SPRINGFIELD | L, 9-6 | 31 - 33 | 4th/-6.5 | G. Williams (1-2) | W. Klein (1-1) | - | 86° | 12:06 PM | 3:02 | 2,532 | 111,930 | 6 | 11 | 2 | 9 | 9 | 11 | 2 | 11 | |
| 65 | 6/23 | SPRINGFIELD | L, 11-2 | 31 - 34 | 4th/-7.5 | E. Escobar (4-3) | A. Marsh (1-6) | - | 87° | 7:05 PM | 2:31 | 2,750 | 114,680 | 2 | 3 | 3 | 4 | 11 | 12 | 0 | 10 | |
| 66 | 6/24 | SPRINGFIELD | L, 7-1 | 31 - 35 | 4th/-8.5 | M. McGreevy (3-2) | Á. Zerpa (1-5) | - | 89° | 7:06 PM | 2:38 | 4,355 | 119,035 | 1 | 6 | 2 | 8 | 7 | 12 | 1 | 7 | |
| 67 | 6/25 | SPRINGFIELD | L, 13-10 | 31 - 36 | 4th/-9.5 | G. Graceffo (3-1) | N. Murdock (0-2) | R. Loutos (3) | 94° | 6:05 PM | 3:09 | 3,242 | 122,277 | 10 | 11 | 1 | 3 | 13 | 17 | 0 | 7 | |
| 68 | 6/26 | SPRINGFIELD | L, 8-2 | 31 - 37 | 4th/-9.5 | K. Leahy (4-6) | A. Veneziano (4-5) | - | 82° | 2:06 PM | 2:32 | 2,302 | 124,579 | 2 | 8 | 0 | 8 | 8 | 9 | 1 | 10 | |



| | | | | | | | | | | | | | | NATURALS | | | | OPPONENT | | | |
|--|--------|------------------|-------------|--------------|------------|----------------------|-----------------------|---------------------|-------|-----------|------------|-------|-----------|----------|----|---|----|----------|----|---|----|
| GM # | JUNE | OPPONENT | SCORE | RECORD | Pos./G+/- | WIN | LOSS | SAVE | TEMP. | 1ST PITCH | TIME | ATT. | HOME ATT. | R | H | E | LO | R | H | E | LO |
| 69 | 6/28 | @ Amarillo | W, 20-6 | 1-0, 32-37 | T-1st/+1.0 | Z. Phillips (2-2) | D. Olivero (0-6) | - | 87° | 7:07 PM | 3:03 | 5,222 | | 20 | 17 | 1 | 5 | 6 | 10 | 1 | 11 |
| 70 | 6/29 | @ Amarillo | L, 10-4 | 1-1, 32-38 | T-2nd/-1.0 | B. Pfadt (5-4) | A. Marsh (1-7) | - | 92° | 7:06 PM | 2:38 | 4,784 | | 4 | 7 | 2 | 5 | 10 | 12 | 0 | 8 |
| 71 | 6/30 | @ Amarillo | L, 5-4 | 1-2, 32-39 | T-3rd/-1.0 | B. Rogers (3-1) | Y. Del Rosario (4-3) | - | 97° | 7:06 PM | 2:30 | 5,406 | | 4 | 5 | 2 | 6 | 5 | 7 | 0 | 3 |
| JUNE Hitting Results: .232/.335/.407 (197-for-848), 43 2B, 35 HR, 139 R, 112 BB, 32 SB // JUNE Pitching Results: 10-16, 6.17 ERA (156 ER in 227.2 IP), 2/4 SV, 242 H, 33 HR, 136 BB, 248 K, .270 AVG | | | | | | | | | | | | | | | | | | | | | |
| | | | | | | | | | | | | | | NATURALS | | | | OPPONENT | | | |
| GM # | JULY | OPPONENT | SCORE | RECORD | Pos./G+/- | WIN | LOSS | SAVE | TEMP. | 1ST PITCH | TIME | ATT. | HOME ATT. | R | H | E | LO | R | H | E | LO |
| 72 | 7/1 | @ Amarillo | L, 11-10 | 1-3, 32-40 | 5th/-1.0 | B. Teller (1-0) | N. Murdock (0-3) | T. Tice (1) | 95° | 7:05 PM | 2:41 | 6,943 | | 10 | 10 | 1 | 6 | 11 | 14 | 0 | 8 |
| 73 | 7/2 | @ Amarillo | L, 13-12 | 1-4, 32-41 | 5th/-2.0 | J. Bain (5-1) | N. Webb (0-1) | - | 83° | 7:05 PM | 3:10 | 7,105 | | 12 | 14 | 1 | 10 | 13 | 10 | 2 | 8 |
| 74 | 7/3 | @ Amarillo | W, 10-4 | 2-4, 33-41 | T-4th/-2.0 | Y. Del Rosario (5-3) | B. Larsen (0-1) | - | 95° | 6:07 PM | 2:54 | 7,481 | | 10 | 11 | 1 | 5 | 4 | 7 | 0 | 9 |
| 75 | 7/4 | TULSA | W, 7-6 (10) | 3-4, 34-41 | T-3rd/-2.0 | E. Skoglund (1-0) | G. Zuniga (1-2) | - | 91° | 6:35 PM | 3:06 | 5,784 | 130,363 | 7 | 11 | 0 | 9 | 6 | 14 | 0 | 9 |
| 76 | 7/6 | TULSA | W, 12-4 | 4-4, 35-41 | T-2nd/-1.0 | Á. Zerpa (2-5) | K. Hurt (0-1) | - | 95° | 7:04 PM | 2:47 | 1,884 | 132,247 | 12 | 15 | 1 | 9 | 4 | 9 | 1 | 8 |
| 77 | 7/7 | TULSA | L, 3-0 | 4-5, 35-42 | T-2nd/-2.0 | G. Stone (5-2) | D. Biasi (4-2) | J. Leasure (2) | 96° | 7:04 PM | 2:36 | 2,810 | 135,057 | 0 | 5 | 0 | 11 | 3 | 9 | 1 | 13 |
| 78 | 7/8 | TULSA | L, 3-2 | 4-6, 35-43 | T-4th/-2.0 | J. Rooney (4-2) | N. Murdock (0-4) | G. Varland (1) | 92° | 7:05 PM | 2:33 | 3,681 | 138,738 | 2 | 6 | 2 | 8 | 3 | 9 | 1 | 11 |
| 79 | 7/9 | TULSA | W, 6-3 | 5-6, 36-43 | T-2nd/-2.0 | Z. Haake (1-0) | K. Malisheski (0-1) | Á. Sotillet (3) | 88° | 6:03 PM | 2:47 | 3,453 | 142,191 | 6 | 9 | 1 | 10 | 3 | 7 | 3 | 8 |
| 80 | 7/10 | TULSA | L, 6-3 | 5-7, 36-44 | T-3rd/-2.0 | B. Miller (4-3) | A. Marsh (1-8) | K. Curtis (1) | 87° | 2:04 PM | 2:43 | 1,849 | 144,040 | 3 | 5 | 0 | 9 | 6 | 11 | 2 | 10 |
| 81 | 7/12 | @ Corpus Christi | L, 8-3 | 5-8, 36-45 | T-4th/-2.0 | A. Chaidez (3-1) | D. Biasi (4-3) | - | 90° | 6:37 PM | 2:46 | 3,183 | | 3 | 6 | 0 | 7 | 8 | 11 | 1 | 11 |
| 82 | 7/13 | @ Corpus Christi | L, 10-3 | 5-9, 36-46 | T-4th/-3.0 | C. Deason (1-3) | A. Hoffmann (0-1) | - | 87° | 6:37 PM | 2:41 | 3,184 | | 3 | 8 | 0 | 9 | 10 | 13 | 2 | 7 |
| 83 | 7/14 | @ Corpus Christi | L, 16-3 | 5-10, 36-47 | T-4th/-4.0 | M. Ruppenthal (4-0) | A. Veneziano (4-6) | - | 89° | 6:37 PM | 2:44 | 4,589 | | 3 | 7 | 3 | 6 | 16 | 18 | 0 | 7 |
| 84 | 7/15 | @ Corpus Christi | W, 9-5 | 6-10, 37-47 | T-4th/-3.0 | E. Skoglund (2-0) | F. Garcia (0-1) | Á. Sotillet (3) | 84° | 7:07 PM | 3:09 | 4,677 | | 9 | 12 | 0 | 7 | 5 | 5 | 1 | 8 |
| 85 | 7/16 | @ Corpus Christi | L, 12-7 | 6-11, 37-48 | T-4th/-4.0 | C. Casey (3-1) | N. Murdock (0-5) | - | 88° | 7:07 PM | 2:56 | 4,952 | | 7 | 11 | 0 | 5 | 12 | 16 | 2 | 11 |
| 86 | 7/17 | @ Corpus Christi | W, 16-7 | 7-11, 38-48 | T-3rd/-4.0 | D. Biasi (5-3) | J. Bravo (3-3) | - | 93° | 5:07 PM | 3:05 | 3,383 | | 16 | 12 | 2 | 8 | 7 | 12 | 0 | 12 |
| 87 | 7/22 | SPRINGFIELD | L, 11-4 | 7-12, 38-49 | T-3rd/-5.0 | K. Leahy (7-6) | A. Hoffmann (0-2) | L. Gragg (3) | 92° | 7:06 PM | 2:47 | 4,684 | 148,724 | 4 | 9 | 2 | 8 | 11 | 11 | 1 | 8 |
| 88 | 7/23 | SPRINGFIELD | L, 7-4 | 7-13, 38-50 | T-4th/-5.0 | C. Lunn (3-5) | A. Veneziano (4-7) | - | 97° | 6:05 PM | 2:40 | 3,133 | 151,857 | 4 | 10 | 1 | 8 | 7 | 6 | 0 | 5 |
| 89 | 7/24 | SPRINGFIELD | L, 11-4 | 7-14, 38-51 | 5th/-6.0 | E. Escobar (7-5) | A. Marsh (1-9) | - | 96° | 2:06 PM | 2:40 | 2,855 | 154,712 | 4 | 8 | 2 | 7 | 11 | 11 | 1 | 7 |
| 90 | 7/26 | @ Wichita | L, 9-3 | 7-15, 38-52 | 5th/-6.0 | C. Laweryson (2-0) | N. Murdock (0-6) | D. Bentley (1) | 100° | 7:09 PM | 2:39 | 2,153 | | 3 | 11 | 0 | 9 | 9 | 10 | 0 | 10 |
| 91 | 7/27 | @ Wichita | W, 5-0 | 8-15, 39-52 | 5th/-5.0 | D. Biasi (6-3) | C. Legumina (1-4) | - | 90° | 7:08 PM | 2:57 (:05) | 2,444 | | 5 | 12 | 0 | 13 | 0 | 3 | 1 | 8 |
| 92 | 7/28 | @ Wichita | L, 10-2 | 8-16, 39-53 | 5th/-6.0 | S. Gipson-Long (3-4) | J. Bowlan (0-1) | - | 85° | 7:08 PM | 2:36 | 3,594 | | 2 | 5 | 0 | 3 | 10 | 10 | 0 | 10 |
| 93 | 7/29 | @ Wichita | W, 3-2 | 9-16, 40-53 | T-4th/-6.0 | A. Veneziano (5-7) | L. Varland (7-4) | Y. Del Rosario (3) | 76° | 7:07 PM | 2:37 | 3,874 | | 3 | 11 | 2 | 9 | 2 | 8 | 2 | 11 |
| 94 | 7/30 | @ Wichita | L, 11-3 | 9-17, 40-54 | 5th/-6.0 | C. Laweryson (3-0) | A. Marsh (1-10) | - | 73° | 6:06 PM | 2:37 | 4,093 | | 3 | 3 | 4 | 6 | 11 | 14 | 0 | 7 |
| 95 | 7/31 | @ Wichita | L, 5-3 | 9-18, 40-55 | 5th/-7.0 | O. German (2-2) | N. Webb (0-2) | - | 84° | 1:09 PM | 2:59 | 2,598 | | 3 | 8 | 2 | 8 | 5 | 9 | 1 | 12 |
| JULY Hitting Results: .267/.360/.425 (219-for-821), 52 2B, 24 HR, 134 R, 115 BB, 31 SB // JULY Pitching Results: 8-16, 6.78 ERA (156 ER in 207.0 IP), 3/4 SV, 247 H, 40 HR, 138 BB, 209 K, .294 AVG | | | | | | | | | | | | | | | | | | | | | |
| | | | | | | | | | | | | | | NATURALS | | | | OPPONENT | | | |
| GM # | AUGUST | OPPONENT | SCORE | RECORD | Pos./G+/- | WIN | LOSS | SAVE | TEMP. | 1ST PITCH | TIME | ATT. | HOME ATT. | R | H | E | LO | R | H | E | LO |
| 96 | 8/2 | TULSA | W, 9-5 | 10-18, 41-55 | 5th/-6.0 | C. Chamberlain (2-0) | K. Curtis (2-4) | Y. Del Rosario (4) | 92° | 7:05 PM | 2:32 | 2,409 | 157,121 | 9 | 13 | 0 | 7 | 5 | 10 | 3 | 7 |
| 97 | 8/3 | TULSA | W, 6-5 | 11-18, 42-55 | 5th/-5.0 | S. Woods Jr. (1-0) | B. Miller (5-5) | J. Dipoto (3) | 92° | 7:06 PM | 2:41 | 1,893 | 159,014 | 6 | 9 | 0 | 10 | 4 | 6 | 3 | 5 |
| 98 | 8/4 | TULSA | L, 23-8 | 11-19, 42-56 | 5th/-6.0 | G. Varland (2-4) | Z. Haake (1-1) | - | 85° | 7:06 PM | 3:45 | 3,118 | 162,132 | 7 | 8 | 2 | 11 | 23 | 21 | 2 | 5 |
| 99 | 8/5 | TULSA | L, 12-9 | 11-20, 42-57 | 5th/-7.0 | K. Curtis (3-4) | W. Pennington (4-3) | A. Avelino (1) | 90° | 7:05 PM | 3:04 | 3,946 | 166,078 | 9 | 5 | 1 | 10 | 12 | 14 | 1 | 8 |
| 100 | 8/6 | TULSA | L, 9-2 | 11-21, 42-58 | 5th/-8.0 | L. Lockhart (1-0) | A. Marsh (1-11) | - | 92° | 6:05 PM | 2:47 | 3,657 | 169,735 | 2 | 11 | 0 | 12 | 9 | 6 | 0 | 6 |
| 101 | 8/7 | TULSA | W, 8-1 | 12-21, 43-58 | 5th/-8.0 | A. Hoffmann (1-2) | J. Rooney (4-4) | - | 88° | 2:07 PM | 2:42 | 3,256 | 172,991 | 8 | 11 | 2 | 9 | 1 | 4 | 1 | 8 |
| 102 | 8/9 | @ Arkansas | L, 8-1 | 12-22, 43-59 | 5th/-9.0 | E. Hancock (4-3) | T. Sikkema (0-1) | - | 89° | 6:34 PM | 2:38 (:19) | 3,216 | | 1 | 6 | 1 | 8 | 8 | 8 | 3 | 8 |
| 103 | 8/10 | @ Arkansas | W, 8-4 | 13-22, 44-59 | 5th/-8.0 | A. Lacy (1-1) | S. Kolek (4-11) | - | 84° | 6:36 PM | 3:04 | 3,555 | | 8 | 11 | 1 | 9 | 4 | 6 | 1 | 10 |
| 104 | 8/11 | @ Arkansas | L, 6-4 | 13-23, 44-60 | 5th/-9.0 | T. Dollard (11-2) | A. Veneziano (5-8) | C. Kober (2) | 89° | 6:34 PM | 2:30 | 3,436 | | 4 | 4 | 1 | 1 | 6 | 10 | 1 | 12 |
| 105 | 8/12 | @ Arkansas | L, 6-0 | 13-24, 44-61 | 5th/-10.0 | P. Berroa (1-1) | D. Biasi (6-4) | - | 91° | 7:05 PM | 2:31 | 7,024 | | 0 | 0 | 1 | 3 | 6 | 7 | 0 | 9 |
| 106 | 8/13 | @ Arkansas | L, 11-5 | 13-25, 44-62 | 5th/-11.0 | B. Miller (1-0) | A. Hoffmann (1-3) | - | 90° | 7:05 PM | 2:47 | 5,617 | | 5 | 8 | 2 | 5 | 11 | 16 | 0 | 8 |
| 107 | 8/14 | @ Arkansas | L, 5-0 | 13-26, 44-63 | 5th/-12.0 | E. Hancock (5-3) | T. Sikkema (0-2) | - | 93° | 1:36 PM | 2:26 | 3,123 | | 0 | 5 | 1 | 7 | 5 | 10 | 1 | 8 |
| 108 | 8/16 | SAN ANTONIO | L, 5-3 | 13-27, 44-64 | 5th/-13.0 | B. Krauth (1-2) | J. Bowlan (0-2) | L. Bachar (3) | 85° | 7:07 PM | 2:39 | 1,683 | 174,674 | 3 | 4 | 0 | 5 | 5 | 9 | 1 | 5 |
| 109 | 8/17 | SAN ANTONIO | L, 20-15 | 13-28, 44-65 | 5th/-14.0 | G. Gavin (1-0) | D. Biasi (6-5) | - | 72° | 7:07 PM | 3:32 | 1,332 | 176,006 | 15 | 14 | 3 | 7 | 20 | 17 | 3 | 14 |
| 110 | 8/18 | SAN ANTONIO | L, 8-5 | 13-29, 44-66 | 5th/-14.0 | N. Vela (1-1) | A. Lacy (1-2) | F. Schlichtholz (2) | 80° | 7:06 PM | 3:19 | 2,458 | 178,464 | 5 | 8 | 1 | 10 | 8 | 9 | 3 | 11 |
| 111 | 8/19 | SAN ANTONIO | W, 9-5 | 14-29, 45-66 | 5th/-14.0 | K. Kalich (1-0) | O. Hernandez (4-3) | - | 83° | 7:06 PM | 3:11 | 4,526 | 182,990 | 9 | 11 | 3 | 13 | 8 | 9 | 0 | 8 |
| 112 | 8/20 | SAN ANTONIO | W, 5-3 (10) | 15-29, 46-66 | 5th/-14.0 | J. Dipoto (2-0) | F. Schlichtholz (0-3) | - | 88° | 6:08 PM | 3:25 | 3,897 | 186,887 | 5 | 8 | 0 | 11 | 3 | 10 | 0 | 14 |
| 113 | 8/21 | SAN ANTONIO | W, 9-3 | 16-29, 47-66 | 5th/-14.0 | E. Márquez (1-0) | B. Krauth (1-3) | - | 80° | 2:07 PM | 2:29 | 2,602 | 189,489 | 9 | 11 | 0 | 8 | 3 | 10 | 0 | 9 |
| 114 | 8/23 | SPRINGFIELD | W, 8-7 | 17-29, 48-66 | 5th/-13.0 | S. Woods Jr. (2-0) | M. Brettell (5-2) | Y. Del Rosario (5) | 82° | 7:05 PM | 2:49 | 2,253 | 191,742 | 8 | 10 | 3 | 9 | 7 | 15 | 1 | 10 |
| 115 | 8/24 | SPRINGFIELD | L, 18-7 | 17-30, 48-67 | 5th/-14.0 | M. McGreevy (6-3) | A. Marsh (1-12) | - | 82° | 7:06 PM | 3:02 | 2,382 | 194,124 | 7 | 9 | 1 | 7 | 18 | 19 | 0 | 8 |
| 116 | 8/25 | SPRINGFIELD | L, 14-6 | 17-31, 48-68 | 5th/-14.0 | M. YaSenka (1-0) | K. Kalich (1-1) | M. Brettell (1) | 84° | 7:05 PM | 3:24 | 3,581 | 197,705 | 6 | 6 | 1 | 11 | 14 | 7 | 0 | 1 |
| 117 | 8/26 | SPRINGFIELD | W, 6-4 | 18-31, 49-68 | 5th/-13.0 | Y. Del Rosario (6-3) | D. Roach (4-8) | - | 87° | 7:07 PM | 2:42 | 4,767 | 202,472 | 6 | 11 | 0 | 6 | 4 | 10 | 1 | 9 |
| 118 | 8/27 | SPRINGFIELD | L, 2-1 | 18-32, 49-69 | 5th/-14.0 | J. Beller (3-0) | T. Sikkema (0-3) | D. Roach (5) | 88° | 6:08 PM | 2:33 | 5,516 | 207,988 | 1 | 5 | 2 | 6 | 2 | 6 | 0 | 9 |
| 119 | 8/28 | SPRINGFIELD | W, 7-2 | 19-32, 50-69 | 5th/-13.0 | J. Bowlan (1-2) | E. Escobar (7-10) | - | 86° | 2:06 PM | 2:49 | 4,009 | 211,997 | 7 | 9 | 2 | 8 | 2 | 4 | 0 | 6 |
| 120 | 8/30 | @ Tulsa | L, 7-3 | 19-33, 50-70 | 5th/-13.0 | T. Dodson (3-0) | A. Marsh (1-13) | - | 91° | 7:04 PM | 2:26 | 3,826 | | 3 | 5 | 1 | | | | | |



| DATE | OPPONENT | RESULT | IP | H | R | ER | BB | SO | 2B | 3B | HR | AVG | WHIP | WP | BK | HB | GDP | IBB | TBF | SV | ERA (SEASON) |
|--------|----------------|----------------|------|----|----|----|----|----|----|----|----|--------|--------|----|----|----|-----|-----|-----|----|--------------|
| 4/8 | @ Springfield | W, 11-8 | 9.0 | 8 | 8 | 8 | 9 | 6 | 3 | 0 | 2 | (.229) | (1.89) | 2 | 0 | 1 | 0 | 0 | 45 | 0 | 8.00 |
| 4/9 | @ Springfield | L, 14-11 | 8.0 | 13 | 14 | 12 | 12 | 5 | 2 | 0 | 1 | (.361) | (3.13) | 1 | 0 | 0 | 2 | 0 | 48 | 0 | 10.59 |
| 4/10 | @ Springfield | L, 10-5 | 8.0 | 12 | 10 | 10 | 3 | 0 | 3 | 0 | 3 | (.333) | (1.88) | 2 | 0 | 1 | 0 | 0 | 40 | 0 | 10.80 |
| 4/12 | WICHITA | W, 8-6 | 9.0 | 6 | 6 | 6 | 5 | 13 | 0 | 0 | 0 | (.171) | (1.22) | 2 | 0 | 2 | 0 | 0 | 42 | 1 | 9.53 |
| 4/13 | WICHITA | W, 8-5 | 9.0 | 7 | 5 | 5 | 3 | 15 | 2 | 0 | 2 | (.212) | (1.11) | 1 | 0 | 0 | 1 | 0 | 36 | 0 | 8.58 |
| 4/14 | WICHITA | L, 7-1 | 9.0 | 7 | 7 | 7 | 5 | 9 | 3 | 1 | 1 | (.206) | (1.33) | 0 | 0 | 2 | 0 | 0 | 41 | 0 | 8.31 |
| 4/15 | WICHITA | L, 4-2 | 9.0 | 9 | 4 | 4 | 6 | 4 | 1 | 1 | 1 | (.265) | (1.67) | 0 | 0 | 0 | 1 | 0 | 40 | 0 | 7.67 |
| 4/16 | WICHITA | L, 6-5 (10) | 10.0 | 16 | 6 | 4 | 2 | 9 | 0 | 0 | 0 | (.372) | (1.80) | 0 | 0 | 0 | 2 | 0 | 46 | 0 | 7.10 |
| 4/17 | WICHITA | L, 5-1 | 9.0 | 7 | 5 | 4 | 3 | 8 | 1 | 0 | 2 | (.206) | (1.11) | 0 | 0 | 0 | 0 | 0 | 37 | 0 | 6.75 |
| 4/19 | @ Frisco | L, 4-3 | 8.0 | 9 | 4 | 4 | 6 | 7 | 1 | 0 | 0 | (.300) | (1.88) | 1 | 0 | 0 | 1 | 0 | 38 | 0 | 6.55 |
| 4/20 | @ Frisco | W, 7-2 | 9.0 | 4 | 2 | 1 | 4 | 6 | 1 | 0 | 1 | (.133) | (0.89) | 1 | 0 | 1 | 2 | 0 | 35 | 0 | 6.03 |
| 4/21 | @ Frisco | L, 12-2 | 8.0 | 13 | 12 | 12 | 2 | 6 | 3 | 0 | 3 | (.382) | (1.88) | 0 | 0 | 2 | 1 | 0 | 39 | 0 | 6.60 |
| 4/22 | @ Frisco | W, 11-2 | 9.0 | 8 | 2 | 2 | 4 | 9 | 0 | 0 | 1 | (.235) | (1.33) | 1 | 0 | 0 | 0 | 0 | 39 | 0 | 6.24 |
| 4/23 | @ Frisco | W, 12-4 | 9.0 | 10 | 4 | 3 | 3 | 7 | 2 | 0 | 2 | (.286) | (1.44) | 0 | 0 | 0 | 0 | 0 | 39 | 0 | 6.00 |
| 4/24 | @ Frisco | W, 4-3 | 9.0 | 6 | 3 | 3 | 3 | 9 | 3 | 0 | 1 | (.194) | (1.00) | 0 | 0 | 1 | 1 | 0 | 36 | 1 | 5.80 |
| 4/26 | AMARILLO | L, 6-5 (11) | 11.0 | 10 | 6 | 5 | 3 | 12 | 1 | 0 | 0 | (.244) | (1.18) | 2 | 0 | 0 | 1 | 1 | 45 | 0 | 5.66 |
| 4/27 | AMARILLO | W, 12-6 | 9.0 | 11 | 6 | 6 | 2 | 6 | 2 | 0 | 1 | (.297) | (1.44) | 2 | 0 | 0 | 0 | 0 | 40 | 0 | 5.68 |
| 4/28 | AMARILLO | L, 9-5 | 9.0 | 13 | 9 | 9 | 4 | 5 | 3 | 1 | 1 | (.361) | (1.89) | 0 | 1 | 0 | 2 | 1 | 40 | 0 | 5.87 |
| 4/29 | AMARILLO | W, 8-7 | 9.0 | 15 | 7 | 7 | 6 | 11 | 2 | 0 | 0 | (.395) | (2.33) | 2 | 0 | 0 | 2 | 0 | 45 | 1 | 5.93 |
| 4/30 | AMARILLO | L, 7-5 | 9.0 | 10 | 7 | 7 | 2 | 11 | 2 | 0 | 3 | (.278) | (1.33) | 0 | 0 | 1 | 1 | 0 | 39 | 0 | 5.98 |
| 5/1 | AMARILLO | W, 9-5 | 9.0 | 11 | 5 | 5 | 2 | 8 | 3 | 0 | 2 | (.324) | (1.44) | 0 | 0 | 1 | 0 | 0 | 39 | 0 | 5.94 |
| 5/3 | @ Springfield | L, 12-5 | 8.0 | 10 | 12 | 12 | 13 | 8 | 4 | 0 | 1 | (.323) | (2.88) | 0 | 0 | 2 | 3 | 0 | 46 | 0 | 6.24 |
| 5/4 | @ Springfield | W, 13-3 | 9.0 | 6 | 3 | 3 | 2 | 9 | 0 | 0 | 1 | (.188) | (0.89) | 1 | 0 | 0 | 1 | 0 | 34 | 0 | 6.10 |
| 5/5 | @ Springfield | W, 9-6 | 9.0 | 8 | 6 | 6 | 4 | 12 | 4 | 0 | 2 | (.242) | (1.33) | 0 | 0 | 0 | 1 | 0 | 37 | 1 | 6.10 |
| 5/6 | @ Springfield | L, 2-1 | 8.0 | 7 | 2 | 2 | 5 | 16 | 2 | 0 | 0 | (.226) | (1.50) | 0 | 0 | 0 | 0 | 0 | 36 | 0 | 5.96 |
| 5/7 | @ Springfield | W, 4-0 | 9.0 | 3 | 0 | 0 | 2 | 8 | 0 | 0 | 0 | (.103) | (0.56) | 1 | 0 | 0 | 0 | 0 | 31 | 0 | 5.73 |
| 5/8 | @ Springfield | W, 9-5 | 9.0 | 6 | 5 | 3 | 7 | 5 | 1 | 0 | 1 | (.188) | (1.44) | 1 | 0 | 0 | 1 | 0 | 39 | 0 | 5.63 |
| 5/10 | WICHITA | W, 7-4 | 9.0 | 7 | 4 | 4 | 9 | 9 | 2 | 0 | 2 | (.212) | (1.78) | 0 | 0 | 0 | 0 | 0 | 42 | 1 | 5.57 |
| 5/11 | WICHITA | L, 4-3 | 9.0 | 8 | 4 | 4 | 6 | 9 | 2 | 1 | 1 | (.242) | (1.56) | 0 | 0 | 0 | 1 | 0 | 39 | 0 | 5.51 |
| 5/12 | WICHITA | L, 10-4 | 9.0 | 11 | 10 | 10 | 8 | 16 | 3 | 0 | 2 | (.297) | (2.11) | 2 | 0 | 1 | 0 | 0 | 46 | 0 | 5.66 |
| 5/13 | WICHITA | W, 7-0 | 9.0 | 5 | 0 | 0 | 0 | 12 | 1 | 0 | 0 | (.161) | (0.56) | 0 | 0 | 1 | 0 | 0 | 32 | 0 | 5.48 |
| 5/14 | WICHITA | L, 7-6 | 9.0 | 10 | 7 | 6 | 6 | 11 | 2 | 0 | 2 | (.278) | (1.78) | 0 | 0 | 0 | 0 | 0 | 42 | 0 | 5.49 |
| 5/15 | WICHITA | Cancelled/Rain | | | | | | | | | | | | | | | | | | | |
| 5/17 | @ Arkansas | L, 7-6 (10) | 9.2 | 10 | 7 | 7 | 5 | 9 | 3 | 0 | 1 | (.278) | (1.55) | 2 | 0 | 0 | 3 | 2 | 41 | 0 | 5.53 |
| 5/18 | @ Arkansas | L, 5-4 | 8.0 | 7 | 5 | 3 | 4 | 8 | 1 | 0 | 2 | (.226) | (1.38) | 0 | 1 | 0 | 0 | 0 | 35 | 0 | 5.47 |
| 5/19 | @ Arkansas | L, 5-0 | 8.0 | 8 | 5 | 5 | 4 | 13 | 0 | 2 | 1 | (.250) | (1.50) | 0 | 0 | 1 | 0 | 0 | 37 | 0 | 5.48 |
| 5/20 | @ Arkansas | L, 2-1 | 8.0 | 4 | 2 | 0 | 4 | 10 | 0 | 0 | 0 | (.143) | (1.00) | 0 | 0 | 1 | 0 | 0 | 33 | 0 | 5.34 |
| 5/21 | @ Arkansas | W, 11-4 (8) | 7.0 | 5 | 4 | 4 | 7 | 8 | 2 | 0 | 0 | (.208) | (1.71) | 0 | 0 | 0 | 0 | 0 | 31 | 0 | 5.33 |
| 5/22 | @ Arkansas | W, 10-5 | 9.0 | 8 | 5 | 4 | 5 | 7 | 1 | 0 | 1 | (.229) | (1.44) | 0 | 0 | 0 | 0 | 0 | 40 | 0 | 5.30 |
| 5/24 | @ Midland | W, 8-5 | 9.0 | 12 | 5 | 5 | 3 | 10 | 7 | 0 | 0 | (.308) | (1.67) | 0 | 0 | 1 | 0 | 0 | 43 | 1 | 5.29 |
| 5/25 | @ Midland | W, 11-3 | 9.0 | 10 | 3 | 3 | 4 | 14 | 4 | 1 | 0 | (.270) | (1.56) | 1 | 0 | 2 | 0 | 0 | 43 | 0 | 5.23 |
| 5/26 | @ Midland | L, 2-1 (10) | 9.2 | 3 | 2 | 1 | 3 | 7 | 0 | 0 | 0 | (.097) | (0.62) | 1 | 0 | 0 | 1 | 0 | 34 | 0 | 5.12 |
| 5/27 | @ Midland | W, 14-6 | 9.0 | 7 | 6 | 4 | 11 | 7 | 2 | 0 | 0 | (.219) | (2.00) | 0 | 0 | 0 | 1 | 0 | 44 | 0 | 5.08 |
| 5/28 | @ Midland | W, 9-7 (10) | 10.0 | 10 | 7 | 7 | 5 | 9 | 3 | 0 | 3 | (.256) | (1.50) | 0 | 0 | 0 | 1 | 0 | 44 | 0 | 5.12 |
| 5/29 | @ Midland | L, 3-1 | 8.0 | 11 | 3 | 3 | 1 | 9 | 2 | 1 | 1 | (.344) | (1.50) | 0 | 0 | 0 | 2 | 0 | 33 | 0 | 5.09 |
| 5/31 | CORPUS CHRISTI | L, 8-7 | 9.0 | 11 | 8 | 7 | 3 | 15 | 3 | 1 | 2 | (.297) | (1.56) | 0 | 0 | 2 | 1 | 0 | 42 | 0 | 5.13 |
| 6/1 | CORPUS CHRISTI | L, 6-2 | 9.0 | 11 | 6 | 6 | 5 | 6 | 2 | 1 | 2 | (.306) | (1.78) | 0 | 0 | 0 | 2 | 0 | 41 | 0 | 5.15 |
| 6/2 | CORPUS CHRISTI | W, 8-2 | 9.0 | 2 | 2 | 2 | 10 | 10 | 0 | 0 | 0 | (.071) | (1.33) | 1 | 1 | 0 | 1 | 0 | 38 | 0 | 5.08 |
| 6/3 | CORPUS CHRISTI | L, 5-4 | 9.0 | 9 | 5 | 5 | 4 | 12 | 4 | 0 | 1 | (.250) | (1.44) | 1 | 1 | 0 | 0 | 0 | 40 | 0 | 5.08 |
| 6/4 | CORPUS CHRISTI | W, 6-5 (10) | 10.0 | 7 | 5 | 4 | 6 | 18 | 1 | 0 | 0 | (.200) | (1.30) | 1 | 0 | 1 | 1 | 1 | 43 | 0 | 5.04 |
| 6/5 | CORPUS CHRISTI | L, 17-4 | 9.0 | 16 | 17 | 16 | 16 | 11 | 1 | 0 | 2 | (.390) | (3.56) | 1 | 0 | 0 | 1 | 0 | 58 | 0 | 5.27 |
| 6/7 | @ Tulsa | L, 5-2 | 8.0 | 9 | 5 | 5 | 1 | 10 | 1 | 1 | 3 | (.273) | (1.25) | 0 | 0 | 0 | 0 | 0 | 34 | 0 | 5.27 |
| 6/8 | @ Tulsa | Postponed/Rain | | | | | | | | | | | | | | | | | | | |
| 6/9 G1 | @ Tulsa | W, 5-3 (7) | 7.0 | 5 | 3 | 3 | 4 | 8 | 1 | 0 | 1 | (.192) | (1.29) | 0 | 0 | 1 | 0 | 0 | 31 | 1 | 5.25 |
| 6/9 G2 | @ Tulsa | W, 3-0 (7) | 7.0 | 3 | 0 | 0 | 1 | 5 | 0 | 0 | 0 | (.130) | (0.57) | 0 | 0 | 2 | 1 | 0 | 26 | 0 | 5.17 |
| 6/10 | @ Tulsa | W, 13-4 | 9.0 | 6 | 4 | 4 | 3 | 11 | 2 | 0 | 2 | (.182) | (1.00) | 2 | 0 | 0 | 0 | 0 | 36 | 0 | 5.15 |
| 6/11 | @ Tulsa | L, 9-4 | 8.0 | 15 | 9 | 9 | 0 | 12 | 1 | 0 | 1 | (.385) | (1.88) | 0 | 0 | 0 | 0 | 0 | 39 | 0 | 5.23 |
| 6/12 | @ Tulsa | W, 7-3 | 9.0 | 7 | 3 | 2 | 7 | 10 | 1 | 0 | 1 | (.212) | (1.56) | 1 | 0 | 0 | 2 | 0 | 40 | 1 | 5.17 |
| 6/14 | ARKANSAS | W, 7-5 | 9.0 | 7 | 5 | 5 | 2 | 11 | 0 | 0 | 3 | (.200) | (1.00) | 0 | 0 | 1 | 1 | 0 | 38 | 0 | 5.17 |
| 6/15 | ARKANSAS | L, 5-4 | 9.0 | 14 | 5 | 4 | 3 | 5 | 1 | 1 | 2 | (.378) | (1.89) | 0 | 0 | 1 | 0 | 0 | 42 | 0 | 5.15 |
| 6/16 | ARKANSAS | L, 18-3 | 9.0 | 13 | 18 | 15 | 11 | 12 | 3 | 1 | 1 | (.325) | (2.67) | 0 | 0 | 3 | 1 | 0 | 56 | 0 | 5.32 |
| 6/17 | ARKANSAS | L, 13-2 | 9.0 | 14 | 13 | 13 | 6 | 6 | 1 | 1 | 5 | (.350) | (2.22) | 0 | 0 | 0 | 0 | 0 | 46 | 0 | 5.45 |
| 6/18 | ARKANSAS | W, 9-0 | 9.0 | 4 | 0 | 0 | 4 | 12 | 0 | 0 | 0 | (.133) | (0.89) | 0 | 1 | 0 | 1 | 0 | 34 | 0 | 5.36 |
| 6/19 | ARKANSAS | W, 4-0 | 9.0 | 4 | 0 | 0 | 2 | 9 | 1 | 0 | 0 | (.133) | (0.67) | 0 | 0 | 0 | 1 | 0 | 32 | 0 | 5.27 |
| 6/21 | SPRINGFIELD | L, 5-3 | 9.0 | 6 | 5 | 3 | 6 | 6 | 1 | 0 | 1 | (.207) | (1.33) | 0 | 0 | 0 | 2 | 0 | 38 | 0 | 5.23 |
| 6/22 | SPRINGFIELD | L, 9-6 | 9.0 | 11 | 9 | 9 | 9 | 8 | 2 | 0 | 1 | (.314) | (2.22) | 0 | 1 | 2 | 2 | 0 | 47 | 0 | 5.28 |
| 6/23 | SPRINGFIELD | L, 11-2 | 9.0 | 12 | 11 | 8 | 5 | 9 | 2 | 1 | 1 | (.293) | (1.89) | 0 | 0 | 2 | 0 | 0 | 48 | 0 | 5.34 |
| 6/24 | SPRINGFIELD | L, 7-1 | 9.0 | 12 | 7 | 6 | 5 | 8 | 6 | 0 | 1 | (.333) | (1.89) | 1 | 0 | 0 | 2 | 0 | 41 | 0 | 5.25 |
| 6/25 | SPRINGFIELD | L, 13-10 | 9.0 | 17 | 13 | 13 | 5 | 5 | 2 | 0 | 3 | (.425) | (2.44) | 0 | 1 | 1 | 3 | 0 | 47 | 0 | 5.46 |
| 6/26 | SPRINGFIELD | L, 8-2 | 9.0 | 9 | 8 | 8 | 8 | 10 | 2 | 0 | 0 | (.257) | (1.89) | 1 | 0 | 1 | 0 | 0 | 45 | 0 | 5.50 |



23

NATURALS @ DRILLERS | SEPTEMBER 4, 2022 **A**

| DATE | OPPONENT | RESULT | IP | H | R | ER | BB | SO | 2B | 3B | HR | AVG | WHIP | WP | BK | HB | GIDP | IBB | TBF | SV | ERA (SEASON) |
|------|------------------|----------------|------|----|----|----|----|----|----|----|----|--------|--------|----|----|----|------|-----|-----|----|--------------|
| 6/28 | @ Amarillo | W, 20-8 | 9.0 | 10 | 6 | 6 | 7 | 14 | 0 | 0 | 1 | (.278) | (1.89) | 0 | 1 | 1 | 1 | 0 | 44 | 0 | 5.51 |
| 6/29 | @ Amarillo | L, 10-4 | 8.0 | 12 | 10 | 6 | 5 | 9 | 3 | 1 | 0 | (.333) | (2.13) | 2 | 0 | 1 | 0 | 0 | 42 | 0 | 5.53 |
| 6/30 | @ Amarillo | L, 5-4 | 8.2 | 7 | 5 | 4 | 1 | 11 | 1 | 0 | 1 | (.219) | (0.92) | 0 | 0 | 0 | 0 | 0 | 34 | 0 | 5.51 |
| 7/1 | @ Amarillo | L, 11-10 | 8.0 | 14 | 11 | 9 | 4 | 7 | 3 | 0 | 3 | (.378) | (2.25) | 0 | 0 | 1 | 0 | 0 | 43 | 0 | 5.56 |
| 7/2 | @ Amarillo | L, 13-12 | 8.0 | 10 | 13 | 12 | 8 | 11 | 4 | 0 | 4 | (.303) | (2.25) | 0 | 0 | 4 | 0 | 0 | 45 | 0 | 5.66 |
| 7/3 | @ Amarillo | W, 10-4 | 9.0 | 7 | 4 | 3 | 7 | 8 | 1 | 0 | 2 | (.212) | (1.56) | 1 | 0 | 0 | 1 | 0 | 40 | 0 | 5.63 |
| 7/4 | TULSA | W, 7-6 (10) | 10.0 | 14 | 6 | 6 | 2 | 13 | 3 | 0 | 3 | (.341) | (1.60) | 1 | 0 | 0 | 0 | 0 | 44 | 0 | 5.62 |
| 7/6 | TULSA | W, 12-4 | 9.0 | 9 | 4 | 4 | 4 | 11 | 2 | 1 | 1 | (.257) | (1.44) | 0 | 1 | 0 | 1 | 0 | 39 | 0 | 5.60 |
| 7/7 | TULSA | L, 3-0 | 9.0 | 9 | 3 | 3 | 6 | 7 | 2 | 0 | 0 | (.250) | (1.67) | 1 | 1 | 1 | 0 | 0 | 43 | 0 | 5.57 |
| 7/8 | TULSA | L, 3-2 | 9.0 | 9 | 3 | 3 | 5 | 6 | 0 | 0 | 2 | (.257) | (1.56) | 0 | 0 | 0 | 2 | 0 | 41 | 0 | 5.53 |
| 7/9 | TULSA | W, 6-3 | 9.0 | 7 | 3 | 3 | 4 | 11 | 0 | 0 | 1 | (.206) | (1.22) | 0 | 0 | 0 | 0 | 0 | 38 | 1 | 5.50 |
| 7/10 | TULSA | L, 6-3 | 9.0 | 11 | 6 | 6 | 6 | 9 | 2 | 0 | 3 | (.297) | (1.89) | 0 | 0 | 0 | 0 | 0 | 43 | 0 | 5.51 |
| 7/12 | @ Corpus Christi | L, 8-3 | 8.0 | 11 | 8 | 7 | 8 | 7 | 2 | 1 | 0 | (.324) | (2.38) | 1 | 0 | 1 | 0 | 0 | 43 | 0 | 5.55 |
| 7/13 | @ Corpus Christi | L, 10-3 | 8.0 | 13 | 10 | 10 | 3 | 8 | 3 | 1 | 2 | (.371) | (2.00) | 1 | 0 | 2 | 1 | 0 | 41 | 0 | 5.60 |
| 7/14 | @ Corpus Christi | L, 16-3 | 8.0 | 18 | 16 | 9 | 3 | 11 | 5 | 1 | 2 | (.429) | (2.63) | 1 | 0 | 2 | 0 | 0 | 47 | 0 | 5.70 |
| 7/15 | @ Corpus Christi | W, 9-5 | 9.0 | 5 | 5 | 5 | 6 | 10 | 1 | 0 | 0 | (.161) | (1.22) | 2 | 0 | 2 | 0 | 0 | 40 | 1 | 5.69 |
| 7/16 | @ Corpus Christi | L, 12-7 | 8.0 | 16 | 12 | 12 | 6 | 9 | 4 | 1 | 2 | (.410) | (2.75) | 2 | 0 | 2 | 0 | 0 | 47 | 0 | 5.77 |
| 7/17 | @ Corpus Christi | W, 16-7 | 9.0 | 12 | 7 | 7 | 6 | 6 | 2 | 0 | 1 | (.308) | (2.00) | 0 | 0 | 1 | 1 | 0 | 46 | 0 | 5.74 |
| 7/22 | SPRINGFIELD | L, 11-4 | 9.0 | 11 | 11 | 9 | 7 | 3 | 5 | 0 | 1 | (.297) | (2.00) | 1 | 0 | 2 | 2 | 1 | 46 | 0 | 5.78 |
| 7/23 | SPRINGFIELD | L, 7-4 | 9.0 | 6 | 7 | 3 | 5 | 13 | 2 | 0 | 2 | (.176) | (1.22) | 0 | 0 | 0 | 0 | 0 | 39 | 0 | 5.74 |
| 7/24 | SPRINGFIELD | L, 11-4 | 9.0 | 11 | 11 | 11 | 9 | 5 | 2 | 0 | 2 | (.324) | (2.22) | 0 | 0 | 1 | 2 | 0 | 45 | 0 | 5.80 |
| 7/26 | @ Wichita | L, 9-3 | 8.0 | 10 | 9 | 9 | 9 | 6 | 1 | 0 | 2 | (.345) | (2.38) | 2 | 0 | 4 | 2 | 0 | 43 | 0 | 5.85 |
| 7/27 | @ Wichita | W, 5-0 | 9.0 | 3 | 0 | 0 | 8 | 11 | 1 | 0 | 0 | (.111) | (1.22) | 1 | 0 | 0 | 0 | 0 | 35 | 0 | 5.78 |
| 7/28 | @ Wichita | L, 10-2 | 8.0 | 10 | 10 | 10 | 10 | 7 | 1 | 0 | 3 | (.303) | (2.50) | 0 | 0 | 1 | 0 | 0 | 44 | 0 | 5.84 |
| 7/29 | @ Wichita | W, 3-2 | 9.0 | 8 | 2 | 1 | 4 | 10 | 0 | 0 | 1 | (.229) | (1.33) | 1 | 0 | 1 | 1 | 0 | 40 | 1 | 5.78 |
| 7/30 | @ Wichita | L, 11-3 | 8.0 | 14 | 11 | 9 | 1 | 9 | 4 | 0 | 3 | (.368) | (1.88) | 3 | 0 | 1 | 0 | 0 | 42 | 0 | 5.83 |
| 7/31 | @ Wichita | L, 5-4 | 8.0 | 9 | 5 | 5 | 7 | 7 | 1 | 1 | 0 | (.273) | (2.00) | 2 | 0 | 1 | 0 | 0 | 41 | 0 | 5.82 |
| 8/2 | TULSA | W, 9-5 | 9.0 | 10 | 5 | 5 | 3 | 10 | 2 | 0 | 2 | (.278) | (1.44) | 0 | 0 | 0 | 0 | 0 | 39 | 1 | 5.81 |
| 8/3 | TULSA | W, 6-4 | 9.0 | 6 | 4 | 4 | 4 | 11 | 1 | 0 | 1 | (.200) | (1.11) | 3 | 0 | 0 | 1 | 0 | 36 | 1 | 5.80 |
| 8/4 | TULSA | L, 23-7 | 9.0 | 21 | 23 | 20 | 7 | 9 | 3 | 3 | 5 | (.438) | (3.11) | 2 | 0 | 0 | 1 | 0 | 55 | 0 | 5.94 |
| 8/5 | TULSA | L, 12-9 | 9.0 | 14 | 12 | 11 | 7 | 9 | 5 | 0 | 3 | (.359) | (2.33) | 0 | 0 | 0 | 2 | 0 | 47 | 0 | 6.00 |
| 8/6 | TULSA | L, 9-2 | 9.0 | 6 | 9 | 9 | 8 | 11 | 1 | 0 | 2 | (.182) | (1.56) | 4 | 0 | 1 | 0 | 0 | 42 | 0 | 6.03 |
| 8/7 | TULSA | W, 8-1 | 9.0 | 4 | 1 | 1 | 4 | 15 | 3 | 0 | 0 | (.125) | (0.89) | 0 | 0 | 0 | 1 | 0 | 36 | 0 | 5.98 |
| 8/9 | @ Arkansas | L, 8-1 | 8.0 | 8 | 8 | 8 | 9 | 4 | 1 | 1 | 1 | (.276) | (2.13) | 0 | 0 | 1 | 1 | 0 | 40 | 0 | 6.00 |
| 8/10 | @ Arkansas | W, 8-4 | 9.0 | 6 | 4 | 4 | 4 | 8 | 1 | 0 | 0 | (.176) | (1.11) | 2 | 1 | 3 | 0 | 0 | 41 | 0 | 5.98 |
| 8/11 | @ Arkansas | L, 6-4 | 8.0 | 10 | 6 | 4 | 9 | 6 | 4 | 0 | 0 | (.303) | (2.38) | 1 | 0 | 0 | 1 | 0 | 42 | 0 | 5.97 |
| 8/12 | @ Arkansas | L, 6-0 | 8.0 | 7 | 6 | 5 | 6 | 9 | 1 | 0 | 0 | (.250) | (1.63) | 1 | 0 | 3 | 1 | 0 | 39 | 0 | 5.97 |
| 8/13 | @ Arkansas | L, 11-5 | 8.0 | 16 | 11 | 7 | 4 | 8 | 2 | 2 | 1 | (.410) | (2.50) | 2 | 0 | 0 | 2 | 0 | 43 | 0 | 5.98 |
| 8/14 | @ Arkansas | L, 5-0 | 8.0 | 10 | 5 | 2 | 3 | 9 | 0 | 1 | 1 | (.294) | (1.63) | 0 | 0 | 0 | 0 | 0 | 37 | 0 | 5.95 |
| 8/16 | SAN ANTONIO | L, 5-3 | 9.0 | 9 | 5 | 5 | 3 | 4 | 1 | 0 | 1 | (.290) | (1.33) | 1 | 0 | 0 | 0 | 0 | 37 | 0 | 5.94 |
| 8/17 | SAN ANTONIO | L, 20-15 | 9.0 | 17 | 20 | 19 | 13 | 6 | 3 | 2 | 1 | (.395) | (3.33) | 1 | 0 | 3 | 1 | 0 | 61 | 0 | 6.07 |
| 8/18 | SAN ANTONIO | L, 8-5 | 9.0 | 9 | 8 | 7 | 8 | 9 | 0 | 0 | 0 | (.250) | (1.89) | 0 | 1 | 2 | 0 | 0 | 46 | 0 | 6.08 |
| 8/19 | SAN ANTONIO | W, 9-8 | 9.0 | 9 | 8 | 4 | 6 | 6 | 1 | 2 | 1 | (.257) | (1.67) | 1 | 0 | 0 | 0 | 0 | 43 | 0 | 6.06 |
| 8/20 | SAN ANTONIO | W, 5-3 (10) | 10.0 | 10 | 3 | 2 | 9 | 12 | 3 | 0 | 0 | (.278) | (1.90) | 1 | 1 | 0 | 1 | 0 | 46 | 0 | 6.02 |
| 8/21 | SAN ANTONIO | W, 9-3 | 9.0 | 10 | 3 | 3 | 3 | 6 | 4 | 0 | 1 | (.286) | (1.44) | 0 | 0 | 1 | 1 | 0 | 39 | 0 | 5.98 |
| 8/23 | SPRINGFIELD | W, 8-7 | 9.0 | 15 | 7 | 6 | 3 | 7 | 2 | 1 | 1 | (.375) | (2.00) | 1 | 0 | 1 | 1 | 0 | 44 | 1 | 5.99 |
| 8/24 | SPRINGFIELD | L, 18-7 | 9.0 | 19 | 18 | 17 | 6 | 10 | 3 | 0 | 3 | (.404) | (2.78) | 0 | 0 | 0 | 0 | 0 | 53 | 0 | 6.08 |
| 8/25 | SPRINGFIELD | L, 14-6 | 9.0 | 7 | 14 | 12 | 15 | 8 | 2 | 2 | 1 | (.212) | (2.44) | 3 | 0 | 1 | 0 | 0 | 50 | 0 | 6.14 |
| 8/26 | SPRINGFIELD | W, 6-4 | 9.0 | 10 | 4 | 4 | 5 | 8 | 3 | 1 | 0 | (.286) | (1.67) | 0 | 0 | 0 | 0 | 0 | 40 | 0 | 6.12 |
| 8/27 | SPRINGFIELD | L, 2-1 | 9.0 | 6 | 2 | 2 | 3 | 11 | 0 | 0 | 1 | (.176) | (1.00) | 0 | 0 | 1 | 0 | 0 | 38 | 0 | 6.08 |
| 8/28 | SPRINGFIELD | W, 7-2 | 9.0 | 4 | 2 | 2 | 4 | 6 | 0 | 0 | 1 | (.129) | (0.89) | 0 | 0 | 0 | 1 | 0 | 35 | 0 | 6.05 |
| 8/30 | @ Tulsa | L, 7-3 | 8.0 | 9 | 7 | 5 | 3 | 8 | 2 | 0 | 2 | (.281) | (1.50) | 0 | 0 | 0 | 0 | 0 | 35 | 0 | 6.04 |
| 8/31 | @ Tulsa | W, 6-5 | 9.0 | 8 | 5 | 4 | 3 | 10 | 2 | 0 | 1 | (.250) | (1.22) | 0 | 0 | 0 | 2 | 0 | 35 | 1 | 6.03 |
| 9/1 | @Tulsa | Postponed/Rain | | | | | | | | | | | | | | | | | | | |
| 9/2 | @ Tulsa | W, 5-3 (7) | 7.0 | 4 | 3 | 3 | 4 | 7 | 1 | 1 | 1 | (.160) | (1.14) | 0 | 0 | 0 | 0 | 0 | 29 | 1 | 6.01 |
| 9/2 | @ Tulsa | L, 12-1 (7) | 6.0 | 11 | 12 | 8 | 5 | 6 | 2 | 0 | 3 | (.379) | (2.67) | 0 | 0 | 0 | 1 | 0 | 34 | 0 | 6.04 |
| 9/3 | @ Tulsa | W, 8-6 | 9.0 | 10 | 6 | 5 | 6 | 9 | 1 | 0 | 0 | (.270) | (1.78) | 0 | 0 | 0 | 0 | 0 | 43 | 1 | 6.04 |
| 9/4 | @ Tulsa | | | | | | | | | | | | | | | | | | | | |
| 9/6 | @ Wichita | | | | | | | | | | | | | | | | | | | | |
| 9/7 | @ Wichita | | | | | | | | | | | | | | | | | | | | |
| 9/8 | @ Wichita | | | | | | | | | | | | | | | | | | | | |
| 9/9 | @ Wichita | | | | | | | | | | | | | | | | | | | | |
| 9/10 | @ Wichita | | | | | | | | | | | | | | | | | | | | |
| 9/11 | @ Wichita | | | | | | | | | | | | | | | | | | | | |
| 9/13 | FRISCO | | | | | | | | | | | | | | | | | | | | |
| 9/14 | FRISCO | | | | | | | | | | | | | | | | | | | | |
| 9/15 | FRISCO | | | | | | | | | | | | | | | | | | | | |
| 9/16 | FRISCO | | | | | | | | | | | | | | | | | | | | |
| 9/17 | FRISCO | | | | | | | | | | | | | | | | | | | | |
| 9/18 | FRISCO | | | | | | | | | | | | | | | | | | | | |



| DATE | OPPONENT | RESULT | AB | R | H | RBI | 2B | 3B | HR | TB | BB | SO | IBB | SB | CS | HBP | SAC | SF | GIDP | LOB | AVG (SEASON) |
|--------|----------------|----------------|----|----|----|-----|----|----|----|----|----|----|-----|----|----|-----|-----|----|------|-----|--------------|
| 4/8 | @ Springfield | W, 11-8 | 40 | 11 | 12 | 9 | 2 | 0 | 0 | 14 | 8 | 8 | 0 | 3 | 0 | 0 | 0 | 0 | 2 | 10 | .300 |
| 4/9 | @ Springfield | L, 14-11 | 39 | 11 | 15 | 9 | 2 | 0 | 0 | 17 | 7 | 8 | 0 | 0 | 1 | 0 | 0 | 2 | 1 | 10 | .342 |
| 4/10 | @ Springfield | L, 10-5 | 30 | 5 | 7 | 5 | 2 | 0 | 1 | 12 | 5 | 8 | 0 | 0 | 0 | 1 | 0 | 2 | 3 | 6 | .312 |
| 4/12 | WICHITA | W, 8-6 | 34 | 8 | 8 | 6 | 2 | 1 | 0 | 12 | 4 | 7 | 0 | 3 | 0 | 0 | 0 | 0 | 1 | 6 | .294 |
| 4/13 | WICHITA | W, 8-5 | 32 | 8 | 12 | 7 | 3 | 1 | 0 | 17 | 5 | 8 | 0 | 0 | 0 | 0 | 1 | 1 | 0 | 7 | .309 |
| 4/14 | WICHITA | L, 7-1 | 32 | 1 | 5 | 1 | 1 | 0 | 0 | 6 | 2 | 15 | 0 | 1 | 0 | 1 | 0 | 0 | 0 | 7 | .285 |
| 4/15 | WICHITA | L, 4-2 | 32 | 2 | 5 | 1 | 1 | 1 | 0 | 8 | 3 | 5 | 0 | 0 | 1 | 0 | 0 | 0 | 0 | 6 | .268 |
| 4/16 | WICHITA | L, 6-5 (10) | 35 | 5 | 6 | 5 | 0 | 0 | 0 | 6 | 9 | 12 | 1 | 2 | 0 | 1 | 0 | 1 | 0 | 12 | .255 |
| 4/17 | WICHITA | L, 5-1 | 35 | 1 | 10 | 1 | 0 | 0 | 0 | 10 | 2 | 9 | 0 | 4 | 0 | 0 | 0 | 0 | 1 | 9 | .259 |
| 4/19 | @ Frisco | L, 4-3 | 29 | 3 | 2 | 3 | 0 | 0 | 1 | 5 | 6 | 6 | 0 | 2 | 0 | 1 | 1 | 0 | 0 | 7 | .243 |
| 4/20 | @ Frisco | W, 7-2 | 35 | 7 | 10 | 7 | 1 | 0 | 3 | 20 | 6 | 11 | 0 | 1 | 0 | 0 | 0 | 0 | 1 | 7 | .247 |
| 4/21 | @ Frisco | L, 12-2 | 27 | 2 | 2 | 2 | 0 | 0 | 2 | 8 | 9 | 12 | 0 | 4 | 0 | 0 | 0 | 0 | 2 | 7 | .235 |
| 4/22 | @ Frisco | W, 11-2 | 35 | 11 | 8 | 10 | 3 | 0 | 2 | 17 | 6 | 9 | 0 | 0 | 0 | 1 | 0 | 0 | 0 | 4 | .234 |
| 4/23 | @ Frisco | W, 12-4 | 41 | 12 | 12 | 11 | 4 | 0 | 3 | 25 | 5 | 11 | 0 | 2 | 0 | 0 | 0 | 0 | 0 | 7 | .239 |
| 4/24 | @ Frisco | W, 4-3 | 36 | 4 | 9 | 2 | 1 | 0 | 1 | 13 | 4 | 9 | 0 | 3 | 1 | 0 | 0 | 0 | 0 | 9 | .240 |
| 4/26 | AMARILLO | L, 6-5 (11) | 39 | 5 | 9 | 5 | 3 | 0 | 1 | 15 | 3 | 9 | 0 | 0 | 0 | 1 | 1 | 1 | 0 | 9 | .240 |
| 4/27 | AMARILLO | W, 12-6 | 37 | 12 | 15 | 11 | 3 | 0 | 3 | 27 | 3 | 9 | 0 | 1 | 0 | 3 | 0 | 2 | 0 | 9 | .250 |
| 4/28 | AMARILLO | L, 9-5 | 31 | 5 | 8 | 4 | 1 | 0 | 1 | 12 | 5 | 9 | 0 | 4 | 1 | 1 | 1 | 0 | 1 | 6 | .250 |
| 4/29 | AMARILLO | W, 8-7 | 36 | 8 | 17 | 8 | 5 | 1 | 1 | 27 | 4 | 8 | 0 | 1 | 1 | 1 | 0 | 0 | 2 | 9 | .263 |
| 4/30 | AMARILLO | L, 7-5 | 35 | 5 | 8 | 5 | 3 | 0 | 3 | 20 | 1 | 10 | 0 | 1 | 0 | 0 | 0 | 0 | 0 | 4 | .261 |
| 5/1 | AMARILLO | W, 9-5 | 34 | 9 | 12 | 8 | 2 | 0 | 3 | 23 | 3 | 9 | 0 | 2 | 0 | 1 | 1 | 1 | 0 | 7 | .265 |
| 5/3 | @ Springfield | L, 12-5 | 36 | 5 | 8 | 5 | 2 | 1 | 0 | 12 | 2 | 9 | 0 | 0 | 0 | 0 | 0 | 1 | 0 | 7 | .263 |
| 5/4 | @ Springfield | W, 13-3 | 40 | 13 | 15 | 13 | 5 | 0 | 1 | 23 | 9 | 11 | 0 | 0 | 1 | 1 | 0 | 0 | 1 | 1 | .269 |
| 5/5 | @ Springfield | W, 9-6 | 43 | 9 | 17 | 9 | 1 | 1 | 4 | 32 | 3 | 7 | 0 | 2 | 0 | 0 | 1 | 1 | 0 | 12 | .275 |
| 5/6 | @ Springfield | L, 2-1 | 28 | 1 | 4 | 1 | 0 | 0 | 0 | 4 | 1 | 10 | 0 | 0 | 2 | 0 | 0 | 1 | 0 | 2 | .271 |
| 5/7 | @ Springfield | W, 4-0 | 33 | 4 | 9 | 4 | 1 | 1 | 0 | 12 | 3 | 8 | 0 | 2 | 1 | 0 | 0 | 0 | 1 | 5 | .271 |
| 5/8 | @ Springfield | W, 9-5 | 37 | 9 | 13 | 8 | 2 | 0 | 2 | 21 | 4 | 3 | 1 | 0 | 0 | 0 | 1 | 2 | 1 | 8 | .274 |
| 5/10 | WICHITA | W, 7-4 | 30 | 7 | 11 | 7 | 2 | 0 | 2 | 19 | 3 | 7 | 0 | 1 | 1 | 1 | 1 | 1 | 1 | 5 | .277 |
| 5/11 | WICHITA | L, 4-3 | 36 | 3 | 8 | 3 | 0 | 0 | 1 | 11 | 3 | 10 | 0 | 2 | 0 | 0 | 0 | 0 | 1 | 9 | .275 |
| 5/12 | WICHITA | L, 10-4 | 35 | 4 | 8 | 4 | 3 | 0 | 1 | 14 | 0 | 10 | 0 | 0 | 0 | 0 | 0 | 0 | 0 | 4 | .274 |
| 5/13 | WICHITA | W, 7-0 | 32 | 7 | 8 | 7 | 1 | 0 | 2 | 15 | 2 | 9 | 0 | 5 | 0 | 0 | 0 | 0 | 0 | 3 | .273 |
| 5/14 | WICHITA | L, 7-6 | 39 | 6 | 11 | 5 | 4 | 0 | 1 | 18 | 4 | 13 | 0 | 1 | 0 | 0 | 0 | 0 | 0 | 10 | .273 |
| 5/15 | WICHITA | Cancelled/Rain | | | | | | | | | | | | | | | | | | | |
| 5/17 | @ Arkansas | L, 7-6 (10) | 40 | 6 | 12 | 6 | 4 | 0 | 0 | 16 | 5 | 8 | 0 | 0 | 1 | 0 | 0 | 0 | 2 | 10 | .274 |
| 5/18 | @ Arkansas | L, 5-4 | 32 | 4 | 5 | 2 | 1 | 0 | 0 | 6 | 3 | 10 | 0 | 2 | 0 | 0 | 1 | 0 | 0 | 5 | .271 |
| 5/19 | @ Arkansas | L, 5-0 | 31 | 0 | 3 | 0 | 0 | 0 | 0 | 3 | 1 | 10 | 0 | 1 | 0 | 2 | 0 | 0 | 3 | 7 | .266 |
| 5/20 | @ Arkansas | L, 2-1 | 30 | 1 | 4 | 1 | 0 | 0 | 0 | 4 | 3 | 9 | 0 | 1 | 0 | 0 | 0 | 1 | 0 | 6 | .263 |
| 5/21 | @ Arkansas | W, 11-4 (8) | 33 | 11 | 12 | 11 | 1 | 0 | 1 | 16 | 6 | 5 | 0 | 5 | 0 | 2 | 1 | 2 | 0 | 10 | .266 |
| 5/22 | @ Arkansas | W, 10-5 | 37 | 10 | 11 | 10 | 2 | 1 | 2 | 21 | 4 | 10 | 0 | 1 | 0 | 1 | 1 | 0 | 2 | 6 | .267 |
| 5/24 | @ Midland | W, 8-5 | 36 | 8 | 10 | 8 | 2 | 0 | 2 | 18 | 4 | 9 | 0 | 1 | 0 | 0 | 0 | 0 | 1 | 5 | .267 |
| 5/25 | @ Midland | W, 11-3 | 40 | 11 | 16 | 10 | 3 | 1 | 2 | 27 | 5 | 6 | 0 | 1 | 0 | 0 | 0 | 2 | 2 | 9 | .271 |
| 5/26 | @ Midland | L, 2-1 (10) | 36 | 1 | 8 | 1 | 2 | 0 | 0 | 10 | 3 | 11 | 1 | 0 | 0 | 1 | 0 | 1 | 1 | 11 | .269 |
| 5/27 | @ Midland | W, 14-6 | 45 | 14 | 17 | 12 | 5 | 0 | 1 | 25 | 8 | 5 | 0 | 2 | 0 | 0 | 0 | 0 | 1 | 12 | .272 |
| 5/28 | @ Midland | W, 9-7 (10) | 43 | 9 | 15 | 8 | 5 | 1 | 2 | 28 | 5 | 12 | 1 | 0 | 0 | 0 | 1 | 0 | 0 | 11 | .274 |
| 5/29 | @ Midland | L, 3-1 | 31 | 1 | 6 | 1 | 2 | 0 | 1 | 11 | 4 | 7 | 0 | 1 | 0 | 0 | 0 | 0 | 1 | 7 | .273 |
| 5/31 | CORPUS CHRISTI | L, 8-7 | 35 | 7 | 12 | 7 | 3 | 0 | 1 | 18 | 6 | 14 | 0 | 1 | 1 | 0 | 0 | 2 | 0 | 9 | .274 |
| 6/1 | CORPUS CHRISTI | L, 6-2 | 32 | 2 | 7 | 2 | 4 | 0 | 0 | 11 | 4 | 8 | 0 | 0 | 0 | 0 | 0 | 1 | 1 | 8 | .273 |
| 6/2 | CORPUS CHRISTI | W, 8-2 | 31 | 8 | 9 | 6 | 1 | 0 | 0 | 10 | 7 | 11 | 0 | 4 | 0 | 0 | 0 | 0 | 3 | 6 | .274 |
| 6/3 | CORPUS CHRISTI | L, 5-4 | 34 | 4 | 7 | 4 | 1 | 0 | 2 | 14 | 3 | 15 | 0 | 0 | 0 | 1 | 0 | 0 | 0 | 7 | .272 |
| 6/4 | CORPUS CHRISTI | W, 6-5 (10) | 33 | 6 | 4 | 5 | 0 | 0 | 2 | 10 | 7 | 13 | 0 | 1 | 0 | 1 | 1 | 0 | 0 | 8 | .269 |
| 6/5 | CORPUS CHRISTI | L, 17-4 | 33 | 4 | 7 | 4 | 1 | 0 | 2 | 14 | 2 | 14 | 0 | 0 | 0 | 0 | 0 | 0 | 0 | 4 | .268 |
| 6/7 | @ Tulsa | L, 5-2 | 33 | 2 | 6 | 2 | 1 | 0 | 1 | 10 | 3 | 17 | 0 | 0 | 0 | 1 | 0 | 0 | 0 | 8 | .267 |
| 6/8 | @ Tulsa | Postponed/Rain | | | | | | | | | | | | | | | | | | | |
| 6/9 G1 | @ Tulsa | W, 5-3 (7) | 26 | 5 | 6 | 4 | 1 | 0 | 2 | 13 | 1 | 7 | 0 | 4 | 1 | 1 | 0 | 0 | 0 | 2 | .267 |
| 6/9 G2 | @ Tulsa | W, 3-0 (7) | 26 | 3 | 5 | 2 | 2 | 0 | 0 | 7 | 4 | 10 | 0 | 1 | 0 | 0 | 0 | 0 | 0 | 6 | .266 |
| 6/10 | @ Tulsa | W, 13-4 | 34 | 13 | 11 | 13 | 0 | 0 | 3 | 20 | 9 | 8 | 0 | 5 | 2 | 3 | 0 | 1 | 1 | 7 | .267 |
| 6/11 | @ Tulsa | L, 9-4 | 36 | 4 | 8 | 4 | 1 | 0 | 1 | 12 | 3 | 9 | 0 | 0 | 0 | 0 | 0 | 0 | 1 | 8 | .266 |
| 6/12 | @ Tulsa | W, 7-3 | 38 | 7 | 11 | 7 | 3 | 0 | 0 | 14 | 4 | 13 | 0 | 1 | 0 | 0 | 0 | 1 | 0 | 9 | .266 |
| 6/14 | ARKANSAS | W, 7-5 | 30 | 7 | 7 | 6 | 1 | 0 | 1 | 11 | 4 | 6 | 0 | 3 | 0 | 1 | 0 | 0 | 0 | 4 | .266 |
| 6/15 | ARKANSAS | L, 5-4 | 36 | 4 | 11 | 4 | 5 | 0 | 0 | 16 | 2 | 8 | 0 | 0 | 0 | 1 | 0 | 2 | 0 | 10 | .266 |
| 6/16 | ARKANSAS | L, 18-3 | 34 | 3 | 7 | 3 | 2 | 0 | 1 | 12 | 3 | 6 | 0 | 0 | 0 | 0 | 0 | 0 | 0 | 7 | .265 |
| 6/17 | ARKANSAS | L, 13-2 | 31 | 2 | 4 | 2 | 3 | 0 | 1 | 10 | 3 | 6 | 0 | 0 | 0 | 0 | 0 | 0 | 0 | 5 | .263 |
| 6/18 | ARKANSAS | W, 9-0 | 26 | 9 | 4 | 9 | 1 | 0 | 1 | 8 | 9 | 8 | 0 | 2 | 0 | 3 | 0 | 1 | 1 | 6 | .262 |
| 6/19 | ARKANSAS | W, 4-0 | 29 | 4 | 8 | 4 | 2 | 0 | 0 | 10 | 5 | 4 | 0 | 3 | 1 | 4 | 1 | 0 | 1 | 11 | .262 |
| 6/21 | SPRINGFIELD | L, 5-3 | 33 | 3 | 7 | 3 | 3 | 0 | 0 | 10 | 8 | 12 | 0 | 0 | 0 | 0 | 0 | 0 | 1 | 11 | .261 |
| 6/22 | SPRINGFIELD | L, 9-6 | 36 | 6 | 11 | 5 | 2 | 0 | 2 | 19 | 1 | 7 | 0 | 3 | 0 | 3 | 2 | 0 | 0 | 9 | .262 |
| 6/23 | SPRINGFIELD | L, 11-2 | 30 | 2 | 3 | 2 | 1 | 0 | 1 | 7 | 3 | 3 | 0 | 0 | 0 | 0 | 0 | 0 | 0 | 4 | .260 |
| 6/24 | SPRINGFIELD | L, 7-1 | 32 | 1 | 6 | 0 | 0 | 0 | 0 | 6 | 4 | 10 | 0 | 1 | 0 | 0 | 0 | 0 | 1 | 8 | .259 |
| 6/25 | SPRINGFIELD | L, 13-10 | 37 | 10 | 11 | 9 | 1 | 0 | 3 | 21 | 2 | 10 | 0 | 1 | 0 | 0 | 0 | 1 | 0 | 3 | .260 |
| 6/26 | SPRINGFIELD | L, 8-2 | 34 | 2 | 8 | 1 | 0 | 0 | 1 | 11 | 2 | 10 | 0 | 0 | 0 | 1 | 0 | 0 | 2 | 8 | .259 |



25

GAME-BY-GAME HITTING

AT



| DATE | OPPONENT | RESULT | AB | R | H | RBI | 2B | 3B | HR | TB | BB | SO | IBB | SB | CS | HBP | SAC | SF | GDP | LOB | AVG (SEASON) |
|------|------------------|----------------|----|----|----|-----|----|----|----|----|----|----|-----|----|----|-----|-----|----|-----|-----|--------------|
| 6/28 | @ Amarillo | W, 20-6 | 43 | 20 | 17 | 20 | 7 | 0 | 5 | 39 | 9 | 9 | 0 | 1 | 0 | 0 | 0 | 0 | 1 | 5 | .262 |
| 6/29 | @ Amarillo | L, 10-4 | 32 | 4 | 7 | 4 | 0 | 0 | 3 | 16 | 3 | 14 | 0 | 0 | 0 | 1 | 0 | 0 | 2 | 5 | .261 |
| 6/30 | @ Amarillo | L, 5-4 | 29 | 4 | 5 | 3 | 0 | 0 | 3 | 14 | 7 | 8 | 0 | 2 | 2 | 1 | 0 | 0 | 1 | 6 | .260 |
| 7/1 | @ Amarillo | L, 11-10 | 33 | 10 | 10 | 10 | 3 | 0 | 3 | 22 | 9 | 7 | 0 | 2 | 1 | 0 | 0 | 1 | 2 | 6 | .261 |
| 7/2 | @ Amarillo | L, 13-12 | 39 | 12 | 14 | 11 | 5 | 0 | 2 | 25 | 8 | 9 | 0 | 1 | 0 | 0 | 0 | 2 | 1 | 10 | .262 |
| 7/3 | @ Amarillo | W, 10-4 | 34 | 10 | 11 | 9 | 3 | 1 | 3 | 25 | 6 | 8 | 0 | 1 | 0 | 1 | 0 | 1 | 3 | 5 | .263 |
| 7/4 | TULSA | W, 7-6 (10) | 35 | 7 | 11 | 6 | 5 | 0 | 1 | 19 | 6 | 8 | 1 | 1 | 0 | 0 | 1 | 0 | 1 | 9 | .264 |
| 7/6 | TULSA | W, 12-4 | 37 | 12 | 15 | 10 | 3 | 0 | 1 | 21 | 7 | 12 | 0 | 6 | 1 | 0 | 0 | 1 | 0 | 9 | .266 |
| 7/7 | TULSA | L, 3-0 | 31 | 0 | 5 | 0 | 0 | 0 | 0 | 5 | 6 | 11 | 0 | 1 | 0 | 0 | 1 | 0 | 0 | 11 | .264 |
| 7/8 | TULSA | L, 3-2 | 33 | 2 | 6 | 2 | 0 | 0 | 0 | 6 | 3 | 10 | 0 | 2 | 0 | 0 | 0 | 1 | 0 | 8 | .263 |
| 7/9 | TULSA | W, 6-3 | 31 | 6 | 9 | 5 | 3 | 0 | 1 | 15 | 6 | 10 | 0 | 5 | 0 | 1 | 1 | 1 | 0 | 10 | .263 |
| 7/10 | TULSA | L, 6-3 | 33 | 3 | 5 | 1 | 1 | 0 | 0 | 6 | 6 | 13 | 0 | 2 | 0 | 0 | 0 | 0 | 0 | 9 | .262 |
| 7/12 | @ Corpus Christi | L, 8-3 | 32 | 3 | 6 | 3 | 1 | 0 | 0 | 7 | 4 | 11 | 0 | 0 | 0 | 1 | 0 | 0 | 0 | 7 | .262 |
| 7/13 | @ Corpus Christi | L, 10-3 | 35 | 3 | 8 | 3 | 1 | 0 | 1 | 12 | 3 | 9 | 0 | 1 | 0 | 0 | 0 | 0 | 0 | 9 | .261 |
| 7/14 | @ Corpus Christi | L, 16-3 | 32 | 3 | 7 | 3 | 1 | 1 | 1 | 13 | 2 | 16 | 0 | 0 | 1 | 1 | 0 | 1 | 0 | 6 | .261 |
| 7/15 | @ Corpus Christi | W, 9-5 | 37 | 9 | 12 | 7 | 5 | 0 | 2 | 23 | 4 | 13 | 0 | 2 | 2 | 2 | 0 | 0 | 1 | 7 | .262 |
| 7/16 | @ Corpus Christi | L, 12-7 | 36 | 7 | 11 | 6 | 2 | 0 | 2 | 19 | 2 | 10 | 0 | 0 | 2 | 1 | 0 | 0 | 1 | 5 | .262 |
| 7/17 | @ Corpus Christi | W, 16-7 | 39 | 16 | 12 | 16 | 1 | 0 | 2 | 19 | 12 | 8 | 0 | 1 | 0 | 0 | 0 | 0 | 0 | 8 | .263 |
| 7/22 | SPRINGFIELD | L, 11-4 | 34 | 4 | 9 | 2 | 3 | 0 | 0 | 12 | 3 | 13 | 0 | 0 | 0 | 1 | 1 | 0 | 1 | 8 | .263 |
| 7/23 | SPRINGFIELD | L, 7-4 | 37 | 4 | 10 | 4 | 3 | 0 | 1 | 16 | 2 | 8 | 0 | 1 | 0 | 0 | 0 | 0 | 0 | 8 | .263 |
| 7/24 | SPRINGFIELD | L, 11-4 | 35 | 4 | 8 | 3 | 3 | 0 | 1 | 14 | 3 | 3 | 0 | 0 | 0 | 0 | 0 | 0 | 1 | 7 | .262 |
| 7/26 | @ Wichita | L, 9-3 | 34 | 3 | 11 | 3 | 2 | 0 | 0 | 13 | 4 | 7 | 0 | 1 | 0 | 0 | 0 | 1 | 2 | 9 | .263 |
| 7/27 | @ Wichita | W, 5-0 | 34 | 5 | 12 | 5 | 2 | 0 | 1 | 17 | 7 | 8 | 0 | 2 | 1 | 2 | 1 | 1 | 1 | 13 | .264 |
| 7/28 | @ Wichita | L, 10-2 | 31 | 2 | 5 | 1 | 2 | 0 | 0 | 7 | 1 | 10 | 0 | 1 | 0 | 0 | 0 | 0 | 1 | 3 | .263 |
| 7/29 | @ Wichita | W, 3-2 | 37 | 3 | 11 | 3 | 2 | 0 | 1 | 16 | 1 | 9 | 0 | 0 | 0 | 0 | 0 | 0 | 1 | 9 | .263 |
| 7/30 | @ Wichita | L, 11-3 | 29 | 3 | 3 | 3 | 0 | 0 | 0 | 3 | 5 | 12 | 0 | 0 | 0 | 1 | 0 | 1 | 0 | 6 | .262 |
| 7/31 | @ Wichita | L, 5-3 | 33 | 3 | 8 | 3 | 1 | 1 | 1 | 14 | 5 | 13 | 0 | 1 | 1 | 0 | 0 | 0 | 1 | 8 | .262 |
| 8/2 | TULSA | W, 9-5 | 36 | 9 | 13 | 7 | 2 | 0 | 2 | 21 | 4 | 10 | 0 | 1 | 1 | 0 | 0 | 0 | 0 | 7 | .263 |
| 8/3 | TULSA | W, 6-4 | 35 | 6 | 9 | 6 | 1 | 0 | 2 | 16 | 5 | 13 | 0 | 1 | 0 | 0 | 0 | 0 | 0 | 10 | .263 |
| 8/4 | TULSA | L, 23-7 | 35 | 7 | 8 | 6 | 1 | 0 | 3 | 18 | 8 | 14 | 0 | 0 | 0 | 2 | 0 | 0 | 1 | 11 | .262 |
| 8/5 | TULSA | L, 12-9 | 29 | 9 | 5 | 6 | 1 | 0 | 1 | 9 | 13 | 6 | 0 | 1 | 2 | 3 | 0 | 1 | 0 | 10 | .262 |
| 8/6 | TULSA | L, 9-2 | 38 | 2 | 11 | 2 | 3 | 0 | 1 | 17 | 3 | 11 | 0 | 1 | 0 | 0 | 0 | 0 | 0 | 12 | .262 |
| 8/7 | TULSA | W, 8-1 | 34 | 8 | 11 | 8 | 1 | 0 | 1 | 15 | 5 | 8 | 0 | 3 | 0 | 1 | 0 | 0 | 1 | 9 | .263 |
| 8/9 | @ Arkansas | L, 8-1 | 34 | 1 | 6 | 0 | 1 | 0 | 0 | 7 | 1 | 15 | 0 | 0 | 0 | 1 | 0 | 0 | 0 | 8 | .262 |
| 8/10 | @ Arkansas | W, 8-4 | 35 | 8 | 11 | 8 | 0 | 0 | 1 | 14 | 8 | 9 | 0 | 2 | 2 | 0 | 0 | 1 | 0 | 9 | .262 |
| 8/11 | @ Arkansas | L, 6-4 | 31 | 4 | 4 | 4 | 0 | 0 | 3 | 13 | 1 | 11 | 0 | 0 | 0 | 0 | 0 | 0 | 0 | 1 | .261 |
| 8/12 | @ Arkansas | L, 6-0 | 26 | 0 | 0 | 0 | 0 | 0 | 0 | 0 | 4 | 14 | 0 | 1 | 1 | 0 | 0 | 0 | 0 | 3 | .259 |
| 8/13 | @ Arkansas | L, 11-5 | 33 | 5 | 8 | 5 | 0 | 0 | 2 | 14 | 3 | 13 | 0 | 0 | 0 | 0 | 0 | 1 | 0 | 5 | .259 |
| 8/14 | @ Arkansas | L, 5-0 | 33 | 0 | 5 | 0 | 1 | 0 | 0 | 6 | 1 | 9 | 0 | 1 | 0 | 0 | 0 | 0 | 0 | 7 | .258 |
| 8/16 | SAN ANTONIO | L, 5-3 | 31 | 3 | 4 | 3 | 3 | 0 | 0 | 7 | 4 | 7 | 0 | 0 | 1 | 0 | 0 | 0 | 0 | 5 | .257 |
| 8/17 | SAN ANTONIO | L, 20-15 | 41 | 15 | 14 | 13 | 3 | 0 | 2 | 23 | 6 | 8 | 0 | 1 | 0 | 0 | 0 | 2 | 0 | 7 | .258 |
| 8/18 | SAN ANTONIO | L, 8-5 | 33 | 5 | 8 | 5 | 1 | 0 | 1 | 12 | 7 | 8 | 0 | 1 | 1 | 1 | 0 | 1 | 0 | 10 | .258 |
| 8/19 | SAN ANTONIO | W, 9-8 | 33 | 9 | 11 | 8 | 4 | 0 | 1 | 18 | 9 | 10 | 1 | 2 | 1 | 2 | 1 | 2 | 0 | 13 | .258 |
| 8/20 | SAN ANTONIO | W, 5-3 (10) | 36 | 5 | 8 | 5 | 1 | 0 | 2 | 15 | 7 | 12 | 0 | 3 | 0 | 0 | 0 | 1 | 0 | 11 | .258 |
| 8/21 | SAN ANTONIO | W, 9-3 | 35 | 9 | 11 | 8 | 1 | 0 | 3 | 21 | 6 | 7 | 0 | 3 | 0 | 0 | 0 | 0 | 0 | 8 | .259 |
| 8/23 | SPRINGFIELD | W, 8-7 | 32 | 8 | 10 | 8 | 2 | 0 | 1 | 15 | 5 | 8 | 0 | 1 | 0 | 2 | 1 | 1 | 1 | 9 | .259 |
| 8/24 | SPRINGFIELD | L, 18-7 | 34 | 7 | 9 | 7 | 0 | 0 | 1 | 12 | 5 | 8 | 0 | 0 | 0 | 1 | 0 | 1 | 1 | 7 | .259 |
| 8/25 | SPRINGFIELD | L, 14-6 | 30 | 6 | 6 | 6 | 1 | 0 | 0 | 7 | 12 | 8 | 0 | 0 | 0 | 1 | 0 | 1 | 0 | 11 | .259 |
| 8/26 | SPRINGFIELD | W, 6-4 | 36 | 6 | 11 | 6 | 2 | 0 | 2 | 19 | 1 | 7 | 0 | 1 | 0 | 0 | 0 | 1 | 1 | 6 | .259 |
| 8/27 | SPRINGFIELD | L, 2-1 | 29 | 1 | 5 | 1 | 1 | 0 | 1 | 9 | 5 | 9 | 0 | 0 | 1 | 0 | 0 | 0 | 2 | 6 | .258 |
| 8/28 | SPRINGFIELD | W, 7-2 | 29 | 7 | 9 | 7 | 2 | 0 | 2 | 17 | 8 | 6 | 0 | 4 | 0 | 0 | 0 | 2 | 0 | 8 | .259 |
| 8/30 | @ Tulsa | L, 7-3 | 29 | 3 | 5 | 3 | 1 | 0 | 1 | 9 | 3 | 14 | 0 | 2 | 0 | 1 | 0 | 1 | 2 | 4 | .258 |
| 8/31 | @ Tulsa | W, 6-5 | 34 | 6 | 10 | 6 | 3 | 0 | 2 | 19 | 8 | 7 | 2 | 1 | 1 | 0 | 0 | 0 | 2 | 9 | .259 |
| 9/1 | @Tulsa | Postponed/Rain | | | | | | | | | | | | | | | | | | | |
| 9/2 | @ Tulsa | W, 5-3 (7) | 28 | 5 | 10 | 5 | 1 | 0 | 2 | 17 | 5 | 7 | 0 | 2 | 0 | 0 | 1 | 0 | 2 | 8 | .259 |
| 9/2 | @ Tulsa | L, 12-1 (7) | 26 | 1 | 6 | 1 | 1 | 0 | 0 | 7 | 5 | 11 | 0 | 1 | 0 | 0 | 0 | 0 | 1 | 9 | .259 |
| 9/3 | @ Tulsa | W, 8-6 | 36 | 8 | 9 | 8 | 2 | 1 | 2 | 19 | 4 | 11 | 1 | 3 | 0 | 0 | 0 | 0 | 0 | 5 | .259 |
| 9/4 | @ Tulsa | | | | | | | | | | | | | | | | | | | | |
| 9/6 | @ Wichita | | | | | | | | | | | | | | | | | | | | |
| 9/7 | @ Wichita | | | | | | | | | | | | | | | | | | | | |
| 9/8 | @ Wichita | | | | | | | | | | | | | | | | | | | | |
| 9/9 | @ Wichita | | | | | | | | | | | | | | | | | | | | |
| 9/10 | @ Wichita | | | | | | | | | | | | | | | | | | | | |
| 9/11 | @ Wichita | | | | | | | | | | | | | | | | | | | | |
| 9/13 | FRISCO | | | | | | | | | | | | | | | | | | | | |
| 9/14 | FRISCO | | | | | | | | | | | | | | | | | | | | |
| 9/15 | FRISCO | | | | | | | | | | | | | | | | | | | | |
| 9/16 | FRISCO | | | | | | | | | | | | | | | | | | | | |
| 9/17 | FRISCO | | | | | | | | | | | | | | | | | | | | |
| 9/18 | FRISCO | | | | | | | | | | | | | | | | | | | | |



HITTING

| SERIES | OPPONENT | DATES | AVG | G | AB | R | H | TB | 2B | 3B | HR | RBI | BB | IBB | SO | SB | CS | OBP | SLG | OPS | PA | SAC | SF | HBP | GIDP |
|-----------|------------------|-------------|------|---|-----|----|----|-----|----|----|----|-----|----|-----|----|----|----|------|------|-------|-----|-----|----|-----|------|
| SERIES 1 | @ Springfield | 4/8 - 4/10 | .312 | 3 | 109 | 27 | 34 | 43 | 6 | 0 | 1 | 23 | 20 | 0 | 24 | 3 | 1 | .410 | .394 | .804 | 134 | 0 | 4 | 1 | 6 |
| SERIES 2 | WICHITA | 4/12 - 4/17 | .230 | 6 | 200 | 25 | 46 | 59 | 7 | 3 | 0 | 21 | 25 | 1 | 56 | 10 | 1 | .319 | .295 | .614 | 230 | 1 | 2 | 2 | 2 |
| SERIES 3 | @ Frisco | 4/19 - 4/24 | .212 | 6 | 203 | 39 | 43 | 88 | 9 | 0 | 12 | 35 | 36 | 0 | 58 | 12 | 1 | .336 | .433 | .769 | 242 | 1 | 0 | 2 | 3 |
| SERIES 4 | AMARILLO | 4/26 - 5/1 | .325 | 6 | 212 | 44 | 69 | 124 | 17 | 1 | 12 | 41 | 19 | 0 | 54 | 9 | 2 | .393 | .585 | .978 | 245 | 3 | 4 | 7 | 3 |
| SERIES 5 | @ Springfield | 5/3 - 5/8 | .304 | 6 | 217 | 41 | 66 | 104 | 11 | 3 | 7 | 40 | 22 | 1 | 48 | 4 | 4 | .363 | .479 | .842 | 247 | 2 | 5 | 1 | 3 |
| SERIES 6 | WICHITA | 5/10 - 5/15 | .267 | 5 | 172 | 27 | 46 | 77 | 10 | 0 | 7 | 26 | 12 | 0 | 49 | 9 | 1 | .317 | .448 | .765 | 187 | 1 | 1 | 1 | 2 |
| SERIES 7 | @ Arkansas | 5/17 - 5/22 | .232 | 6 | 203 | 32 | 47 | 66 | 8 | 1 | 3 | 30 | 22 | 0 | 52 | 10 | 1 | .318 | .325 | .643 | 236 | 3 | 3 | 5 | 7 |
| SERIES 8 | @ Midland | 5/24 - 5/29 | .307 | 6 | 231 | 44 | 71 | 118 | 19 | 2 | 8 | 40 | 29 | 2 | 50 | 5 | 0 | .383 | .511 | .894 | 265 | 1 | 3 | 1 | 6 |
| SERIES 9 | CORPUS CHRISTI | 5/31 - 6/5 | .232 | 6 | 198 | 31 | 46 | 77 | 10 | 0 | 7 | 28 | 29 | 0 | 75 | 6 | 1 | .332 | .389 | .721 | 233 | 1 | 3 | 2 | 4 |
| SERIES 10 | @ Tulsa | 6/7 - 6/12 | .244 | 6 | 193 | 34 | 47 | 76 | 8 | 0 | 7 | 32 | 24 | 0 | 64 | 11 | 3 | .339 | .394 | .733 | 224 | 0 | 2 | 5 | 2 |
| SERIES 11 | ARKANSAS | 6/14 - 6/19 | .220 | 6 | 186 | 29 | 41 | 67 | 14 | 0 | 4 | 28 | 26 | 0 | 38 | 8 | 1 | .339 | .360 | .699 | 225 | 1 | 3 | 9 | 2 |
| SERIES 12 | SPRINGFIELD | 6/21 - 6/26 | .228 | 6 | 202 | 24 | 46 | 74 | 7 | 0 | 7 | 20 | 20 | 0 | 52 | 5 | 0 | .308 | .366 | .674 | 229 | 2 | 1 | 4 | 4 |
| SERIES 13 | @ Amarillo | 6/28 - 7/3 | .305 | 6 | 210 | 60 | 64 | 141 | 18 | 1 | 19 | 57 | 42 | 0 | 55 | 7 | 3 | .421 | .671 | 1.092 | 259 | 0 | 4 | 3 | 10 |
| SERIES 14 | TULSA | 7/4 - 7/10 | .255 | 6 | 200 | 30 | 51 | 72 | 12 | 0 | 3 | 24 | 34 | 1 | 64 | 17 | 1 | .361 | .360 | .721 | 241 | 3 | 3 | 1 | 1 |
| SERIES 15 | @ Corpus Christi | 7/12 - 7/17 | .265 | 6 | 211 | 41 | 56 | 93 | 11 | 1 | 8 | 38 | 27 | 0 | 67 | 4 | 5 | .361 | .441 | .802 | 245 | 0 | 1 | 5 | 2 |
| SERIES 16 | SPRINGFIELD | 7/22 - 7/24 | .255 | 3 | 106 | 12 | 27 | 42 | 9 | 0 | 2 | 9 | 8 | 0 | 24 | 1 | 0 | .313 | .396 | .709 | 116 | 1 | 0 | 1 | 2 |
| SERIES 17 | @ Wichita | 7/26 - 7/31 | .253 | 6 | 198 | 19 | 50 | 70 | 9 | 1 | 3 | 18 | 23 | 0 | 59 | 5 | 2 | .335 | .354 | .689 | 229 | 1 | 3 | 3 | 6 |
| SERIES 18 | TULSA | 8/2 - 8/7 | .275 | 6 | 207 | 41 | 57 | 96 | 9 | 0 | 10 | 35 | 38 | 0 | 62 | 7 | 3 | .401 | .464 | .865 | 253 | 0 | 1 | 6 | 2 |
| SERIES 19 | @ Arkansas | 8/9 - 8/14 | .177 | 6 | 192 | 18 | 34 | 54 | 2 | 0 | 6 | 17 | 18 | 0 | 71 | 4 | 3 | .249 | .281 | .530 | 213 | 0 | 2 | 1 | 0 |
| SERIES 20 | SAN ANTONIO | 8/16 - 8/21 | .268 | 6 | 209 | 46 | 56 | 96 | 13 | 0 | 9 | 42 | 39 | 1 | 52 | 10 | 3 | .381 | .459 | .840 | 258 | 1 | 6 | 3 | 0 |
| SERIES 21 | SPRINGFIELD | 8/23 - 8/28 | .263 | 6 | 190 | 35 | 50 | 79 | 8 | 0 | 7 | 35 | 36 | 0 | 46 | 6 | 1 | .381 | .416 | .797 | 237 | 1 | 6 | 4 | 5 |
| SERIES 22 | @ Tulsa | 8/30 - 9/4 | | | | | | | | | | | | | | | | | | | | | | | |
| SERIES 23 | @ Wichita | 9/6 - 9/11 | | | | | | | | | | | | | | | | | | | | | | | |
| SERIES 24 | FRISCO | 9/13 - 9/18 | | | | | | | | | | | | | | | | | | | | | | | |

PITCHING

| SERIES | OPPONENT | DATES | W | L | ERA | G | CG | SHO | HLD | SV | SVO | IP | H | R | ER | HR | HB | BB | IBB | SO | AVG | WP | BK | GDP | TBF | WHIP |
|-----------|------------------|-------------|---|---|-------|---|----|-----|-----|----|-----|------|----|----|----|----|----|----|-----|----|------|----|----|-----|-----|------|
| SERIES 1 | @ Springfield | 4/8 - 4/10 | 1 | 2 | 10.80 | 3 | 0 | 0 | 0 | 0 | 0 | 25.0 | 33 | 32 | 30 | 6 | 2 | 24 | 0 | 11 | .308 | 5 | 0 | 2 | 133 | 2.28 |
| SERIES 2 | WICHITA | 4/12 - 4/17 | 2 | 4 | 4.91 | 6 | 0 | 0 | 1 | 1 | 2 | 55.0 | 52 | 33 | 30 | 6 | 4 | 24 | 0 | 58 | .244 | 3 | 0 | 4 | 242 | 1.38 |
| SERIES 3 | @ Frisco | 4/19 - 4/24 | 4 | 2 | 4.33 | 6 | 0 | 0 | 2 | 1 | 1 | 52.0 | 50 | 27 | 25 | 8 | 4 | 22 | 0 | 44 | .258 | 3 | 0 | 5 | 226 | 1.38 |
| SERIES 4 | AMARILLO | 4/26 - 5/1 | 3 | 3 | 6.27 | 6 | 0 | 0 | 1 | 1 | 2 | 56.0 | 70 | 40 | 39 | 7 | 2 | 19 | 2 | 53 | .315 | 6 | 1 | 6 | 248 | 1.59 |
| SERIES 5 | @ Springfield | 5/3 - 5/8 | 4 | 2 | 4.50 | 6 | 0 | 1 | 1 | 1 | 2 | 52.0 | 40 | 28 | 26 | 5 | 2 | 33 | 0 | 58 | .213 | 3 | 0 | 6 | 223 | 1.40 |
| SERIES 6 | WICHITA | 5/10 - 5/15 | 2 | 3 | 4.80 | 5 | 0 | 1 | 1 | 1 | 1 | 45.0 | 40 | 25 | 24 | 7 | 2 | 29 | 0 | 57 | .235 | 2 | 0 | 1 | 201 | 1.53 |
| SERIES 7 | @ Arkansas | 5/17 - 5/22 | 2 | 4 | 4.17 | 6 | 0 | 0 | 0 | 0 | 1 | 49.2 | 42 | 28 | 23 | 5 | 2 | 29 | 2 | 55 | .226 | 2 | 1 | 3 | 217 | 1.43 |
| SERIES 8 | @ Midland | 5/24 - 5/29 | 4 | 2 | 3.79 | 6 | 0 | 0 | 1 | 1 | 2 | 54.2 | 53 | 26 | 23 | 4 | 3 | 27 | 0 | 56 | .252 | 2 | 0 | 5 | 241 | 1.46 |
| SERIES 9 | CORPUS CHRISTI | 5/31 - 6/5 | 2 | 4 | 6.55 | 6 | 0 | 0 | 0 | 0 | 0 | 55.0 | 56 | 43 | 40 | 7 | 3 | 44 | 1 | 72 | .263 | 4 | 2 | 6 | 262 | 1.82 |
| SERIES 10 | @ Tulsa | 6/7 - 6/12 | 4 | 2 | 4.31 | 6 | 1 | 1 | 0 | 2 | 2 | 48.0 | 45 | 24 | 23 | 8 | 3 | 16 | 0 | 56 | .241 | 3 | 0 | 3 | 206 | 1.27 |
| SERIES 11 | ARKANSAS | 6/14 - 6/19 | 3 | 3 | 6.17 | 6 | 0 | 2 | 1 | 0 | 1 | 54.0 | 56 | 41 | 37 | 11 | 5 | 28 | 0 | 55 | .264 | 0 | 1 | 4 | 248 | 1.56 |
| SERIES 12 | SPRINGFIELD | 6/21 - 6/26 | 0 | 6 | 7.83 | 6 | 0 | 0 | 1 | 0 | 1 | 54.0 | 67 | 53 | 47 | 7 | 6 | 38 | 0 | 46 | .310 | 2 | 2 | 9 | 266 | 1.94 |
| SERIES 13 | @ Amarillo | 6/28 - 7/3 | 2 | 4 | 7.11 | 6 | 0 | 0 | 0 | 0 | 0 | 50.2 | 60 | 49 | 40 | 11 | 7 | 32 | 0 | 60 | .290 | 4 | 0 | 2 | 248 | 1.96 |
| SERIES 14 | TULSA | 7/4 - 7/10 | 3 | 3 | 4.09 | 6 | 0 | 0 | 0 | 1 | 2 | 55.0 | 59 | 25 | 25 | 10 | 1 | 27 | 0 | 57 | .271 | 2 | 2 | 3 | 248 | 1.56 |
| SERIES 15 | @ Corpus Christi | 7/12 - 7/17 | 2 | 4 | 9.00 | 6 | 0 | 0 | 0 | 1 | 1 | 50.0 | 75 | 58 | 50 | 7 | 10 | 32 | 0 | 51 | .341 | 7 | 0 | 2 | 264 | 2.14 |
| SERIES 16 | SPRINGFIELD | 7/22 - 7/24 | 0 | 3 | 7.67 | 3 | 0 | 0 | 0 | 0 | 0 | 27.0 | 28 | 29 | 23 | 5 | 3 | 21 | 1 | 25 | .267 | 1 | 0 | 4 | 130 | 1.81 |
| SERIES 17 | @ Wichita | 7/26 - 7/31 | 2 | 4 | 6.12 | 6 | 0 | 1 | 1 | 1 | 1 | 50.0 | 54 | 37 | 34 | 9 | 8 | 39 | 0 | 50 | .277 | 9 | 0 | 3 | 245 | 1.86 |
| SERIES 18 | TULSA | 8/2 - 8/7 | 3 | 3 | 8.33 | 6 | 0 | 0 | 0 | 2 | 4 | 54.0 | 61 | 54 | 50 | 13 | 1 | 33 | 0 | 65 | .280 | 9 | 0 | 5 | 255 | 1.74 |
| SERIES 19 | @ Arkansas | 8/9 - 8/14 | 1 | 5 | 5.51 | 6 | 0 | 0 | 1 | 0 | 0 | 49.0 | 57 | 40 | 30 | 3 | 7 | 35 | 0 | 44 | .289 | 6 | 1 | 5 | 242 | 1.88 |
| SERIES 20 | SAN ANTONIO | 8/16 - 8/21 | 3 | 3 | 6.55 | 6 | 0 | 0 | 1 | 0 | 1 | 55.0 | 64 | 47 | 40 | 4 | 6 | 42 | 0 | 43 | .296 | 4 | 2 | 3 | 272 | 1.93 |
| SERIES 21 | SPRINGFIELD | 8/23 - 8/28 | 3 | 3 | 7.17 | 6 | 0 | 0 | 1 | 1 | 3 | 54.0 | 61 | 47 | 43 | 7 | 3 | 36 | 0 | 50 | .277 | 4 | 0 | 2 | 260 | 1.80 |
| SERIES 22 | @ Tulsa | 8/30 - 9/4 | | | | | | | | | | | | | | | | | | | | | | | | |
| SERIES 23 | @ Wichita | 9/6 - 9/11 | | | | | | | | | | | | | | | | | | | | | | | | |
| SERIES 24 | FRISCO | 9/13 - 9/18 | | | | | | | | | | | | | | | | | | | | | | | | |

SERIES WINS: 4 (All on road)

SERIES LOSSES: 11 (5 at home, 6 on road)

SERIES SPLITS: 6 (All at home)



THE LAST TIME THE NATURALS...

| | |
|---|--|
| THREW A PERFECT GAME | N/A |
| THREW A NO-HITTER | Brooks Pounders, 6/27/2013 vs. Midland |
| THREW A 9-INNING NO-HITTER | Brooks Pounders, 6/27/2013 vs. Midland |
| THREW A COMBINED NO-HITTER | Greg Holland, Chris Dwyer, Brandon Lafferty & Kendal Volz, 5/10/2012 vs. Springfield |
| THREW A COMBINED 1-HITTER (9 Innings) | N/A |
| THREW A COMBINED 1-HITTER (7 Innings) | Jonathan Heasley & Robert Garcia, 5/28/2021 vs. San Antonio (Game 2) |
| THREW A COMBINED 2-HITTER (9 Innings) | Dante Bias, Will Klein, Walter Pennington & Stephen Woods Jr., 6/2/2022 vs. Corpus Christi |
| THREW A COMBINED 2-HITTER (7 Innings) | Nolan Watson, Yefri Del Rosario & Robert Garcia, 8/27/2021 vs. Springfield (Game 1) |
| GOT NO-HIT (9 INNINGS) | 8/12/2022 @ Arkansas, 6-0 |
| GOT NO-HIT (LESS THAN 9 INNINGS) | N/A |
| GOT 1-HIT | 8/31/2019 vs. Frisco |
| GOT 2-HIT | 4/21/2022 @ Frisco |
| THREW A COMBINED 9-INNING SHUTOUT | 7/27/2022 @ Wichita (5-0) |
| THREW BACK-TO-BACK SHUTOUTS | June 18 and 19 vs. Arkansas, 2022 (9-0, 4-0) |
| GOT SHUT OUT (9 INNINGS) | 8/14/2022 @ Arkansas |
| GOT SHUT OUT IN BACK-TO-BACK GAMES | August 12 & 13, 2019 @ Arkansas |
| GOT SHUT OUT IN 3 STRAIGHT GAMES | July 10 vs. Frisco, July 11 & 12, 2015 vs. Midland |
| GOT SHUT OUT (LESS THAN 9 INNINGS) | 8/7/2021 @ Arkansas (5 Innings) |
| WON 11 GAMES IN A ROW | April 26 - May 6, 2015 |
| WON 8 GAMES IN A ROW | June 14 - June 20, 2017 |
| WON 7 GAMES IN A ROW | May 16 - May 22, 2015 |
| WON 6 GAMES IN A ROW | August 2 - August 8, 2018 |
| LOST 10 GAMES IN A ROW | April 6 - April 16, 2014 |
| LOST 9 GAMES IN A ROW | April 8 - April 16, 2019 |
| LOST 8 GAMES IN A ROW | July 2 - July 9, 2012 |
| LOST 7 GAMES IN A ROW | August 10 - 18, 2022 |
| LOST 6 GAMES IN A ROW | August 11 - 18, 2022 |
| STRUCK OUT 19+ OPPOSING HITTERS | 5/11/2013 @ Springfield (19) |
| STRUCK OUT 17+ OPPOSING HITTERS | 6/4/2022 vs. Corpus Christi (18) |
| STRUCK OUT 15+ OPPOSING HITTERS | 8/7/2022 vs. Tulsa (15) |
| STRUCK OUT 10+ OPPOSING HITTERS | 8/31/2022 @ Tulsa (10) |
| SCORED 20+ RUNS IN ONE GAME | 6/28/2022 @ Amarillo (20) |
| SCORED 15+ RUNS IN ONE GAME | 8/17/2022 vs. San Antonio (15) |
| SCORED 10+ RUNS IN ONE GAME | 8/17/2022 vs. San Antonio (15) |
| ALLOWED 25+ RUNS IN ONE GAME | 4/15/2011 @ San Antonio (26) |
| ALLOWED 20+ RUNS IN ONE GAME | 8/17/2022 vs. San Antonio (20) |
| ALLOWED 15+ RUNS IN ONE GAME | 8/24/2022 vs. Springfield (18) |
| ALLOWED 10+ RUNS IN ONE GAME | 9/2/2022 @ Tulsa Game 2 (12) |
| HAD 22+ HITS IN ONE GAME | 5/22/2010 vs. Arkansas (22) |
| HAD 20+ HITS IN ONE GAME | 8/24/2021 vs. Springfield (20) |
| HAD 15+ HITS IN ONE GAME | 7/6/2022 vs. Tulsa (15) |
| HAD 10+ HITS IN ONE GAME | 9/2/2022 @ Tulsa Game 1 (10) |
| ALLOWED 25+ HITS IN ONE GAME | 4/15/2011 @ San Antonio (26) |
| ALLOWED 20+ HITS IN ONE GAME | 8/4/2022 vs. Tulsa (21) |
| ALLOWED 15+ HITS IN ONE GAME | 8/24/2022 vs. Springfield (19) |
| ALLOWED 10+ HITS IN ONE GAME | 9/3/2022 @ Tulsa (10) |
| WALKED 14+ TIMES IN ONE GAME | 5/8/2021 @ Arkansas (14) |
| WALKED 10+ TIMES IN ONE GAME | 8/25/2022 vs. Springfield (12) |
| WALKED 8+ TIMES IN ONE GAME | 8/31/2022 @ Tulsa (8) |
| ALLOWED 13+ WALKS IN ONE GAME | 8/25/2022 vs. Springfield (15) |
| ALLOWED 10+ WALKS IN ONE GAME | 8/25/2022 vs. Springfield (15) |
| ALLOWED 8+ WALKS IN ONE GAME | 8/25/2022 vs. Springfield (15) |
| HIT 7+ HOME RUNS IN A GAME | 5/30/2021 vs. San Antonio (7) |
| HIT 5+ HOME RUNS IN A GAME | 6/28/2022 @ Amarillo (5) |
| HIT 3+ HOME RUNS IN A GAME | 8/21/2022 vs. San Antonio (3) |
| ALLOWED 7+ HOME RUNS IN A GAME | 4/15/2011 @ San Antonio (7) |
| ALLOWED 5+ HOME RUNS IN A GAME | 8/4/2022 vs. Tulsa (5) |
| ALLOWED 3+ HOME RUNS IN A GAME | 9/2/2022 @ Tulsa Game 2 (3) |
| HAD 2 PLAYERS HIT 2 HOME RUNS IN A GAME | Hunter Dozier & Bubba Starling, 4/10/2016 vs. Midland |
| HIT BACK-TO-BACK HOME RUNS | CJ Alexander & Jake Means, 7/16/2022 @ Corpus Christi |
| HIT 3 STRAIGHT HOME RUNS | Bobby Witt Jr., Nick Pratto & MJ Melendez, 5/30/2021 vs. San Antonio |
| SCORED 10+ RUNS IN AN INNING | 2nd Inning, 9/9/2021 @ Wichita (10) |
| SCORED 7+ RUNS IN AN INNING | 9th Inning, 6/28/2022 @ Amarillo (8) |
| SCORED 5+ RUNS IN AN INNING | 7th Inning, 8/24/2022 vs. Springfield (6) |
| SCORED 5+ RUNS IN AN INNING | 10th Inning, 6/2/2012 vs. Frisco (5) |
| ALLOWED 10+ RUNS IN AN INNING | 7th Inning, 8/24/2022 vs. Springfield (12) |
| ALLOWED 7+ RUNS IN AN INNING | 7th Inning, 8/24/2022 vs. Springfield (12) |
| ALLOWED 5+ RUNS IN AN INNING | 3rd Inning, 9/2/2022 @ Tulsa Game 2 (6) |
| ALLOWED 5+ RUNS IN AN INNING | 11th Inning, 4/26/2022 vs. Amarillo (5) |
| WON A GAME BY 15+ RUNS | 18-1, 8/24/2021 vs. Springfield |
| WON A GAME BY 10+ RUNS | 20-4, 6/28/2022 @ Amarillo |
| LOST A GAME BY 15+ RUNS | 23-7, 8/4/2022 vs. Tulsa |
| LOST A GAME BY 10+ RUNS | 12-1 (7), 9/2/2022 @ Tulsa Game 2 |
| LOST CONSECUTIVE GAMES BY 10+ RUNS | 18-3 & 13-2, 6/16 & 6/17/2022 vs. Arkansas |
| SCORED 12+ RUNS IN CONSECUTIVE GAMES | June 28 (vs. Tulsa) & July 2 (@ Frisco), 2015 |
| SCORED 10+ RUNS IN CONSECUTIVE GAMES | July 1, 2, 3, 2022 @ Amarillo |
| SCORED JUST ONE RUN WITHOUT AN RBI | 6/24/2022 vs. Springfield |
| SCORED MULTIPLE RUNS WITHOUT AN RBI | 2 Runs, 8/16/2018 @ Midland |
| SCORED MORE RUNS THAT RECORDED HITS | 8/17/2022 vs. San Antonio (15 Runs on 14 Hits) |
| TURNED 5 DOUBLE PLAYS IN ONE GAME | 8/20/2015 @ San Antonio |
| TURNED 3+ DOUBLE PLAYS IN ONE GAME | 7/26/2022 @ Wichita (3) |
| TURNED A TRIPLE PLAY | Frank Schwindel (1B) to Corey Toups (2B) to Humberto Arteaga (SS) to Schwindel to Toups, 8/31/2016 vs. Tulsa |
| HIT INTO A TRIPLE PLAY | Mauricio Ramos, 7/24/2016 vs. Springfield |
| COMMITTED 6 ERRORS | 5/4/2019 vs. Midland |
| COMMITTED 5 ERRORS | 6/16/2022 vs. Arkansas |
| COMMITTED 3+ ERRORS | 8/23/2022 vs. Springfield (3) |
| EVERY NATURAL IN THE STARTING LINEUP HAD A HIT | 8/21/2022 vs. San Antonio |
| EVERY NATURAL IN THE STARTING LINEUP SCORED A RUN | 8/17/2022 vs. San Antonio |
| EVERY NATURAL IN THE STARTING LINEUP HAD A HIT AND SCORED A RUN | 6/28/2022 @ Amarillo |
| LINEUP BATTED AROUND TWO IN ONE GAME | 3rd and 9th Innings, 5/4/2022 @ Springfield |
| WON ON THE LAST AT-BAT OF THE GAME (WALK-OFF WIN) | 8/26/2022 vs. Springfield |
| LOST ON THE LAST AT-BAT OF THE GAME (WALK-OFF LOSS) | 6/30/2022 @ Amarillo |
| PLAYED BACK-TO-BACK EXTRA-INNING GAMES | September 2nd & 3rd, 2021 vs. Corpus Christi |
| WON BOTH GAMES OF A DOUBLEHEADER | 6/9/2022 @ Tulsa (5-3, 3-0) |
| PITCHED SHUTOUTS IN BOTH GAMES OF A DOUBLEHEADER | 8/14/2021 vs. Frisco (1-0, 10-0) |
| LOST BOTH GAMES OF A DOUBLEHEADER | 5/30/2019 vs. Arkansas (7-4, 10-7) |

THE LAST TIME A NATURALS HITTER...

| | |
|--|---|
| HAD 6 HITS IN ONE GAME | Ed Lucas, 7/21/2008 @ Springfield |
| HAD 5 HITS IN ONE GAME | Dairon Blanco, 7/13/2021 vs. Arkansas |
| HAD 4 HITS IN ONE GAME | Nick Loftin, 7/15/2022 @ Corpus Christi |
| HAD 3 HITS IN ONE GAME | Tyler Gentry, 9/3/2022 @ Tulsa |
| HIT 3 HOME RUNS IN ONE GAME | Bobby Witt Jr., 5/30/2021 vs. San Antonio |
| HIT 2 HOME RUNS IN ONE GAME | CJ Alexander, 8/11/2022 @ Arkansas |
| HIT 2 TRIPLES IN ONE GAME | Taylor Featherston, 4/18/2019 vs. Springfield |
| HIT 5 DOUBLES IN ONE GAME | Nick Loftin, 5/4/22 @ Springfield |
| HIT 2 DOUBLES IN ONE GAME | John Rave, 7/24/2022 vs. Springfield |
| HIT A GRAND SLAM | Robbie Glendinning, 7/17/2022 @ Corpus Christi |
| HIT AN INSIDE-THE-PARK HOME RUN | Brewer Hicklen, 7/15/2021 vs. Arkansas |
| LED OFF A HOME GAME WITH A HOME RUN | Maikel Garcia, 6/17/2022 vs. Arkansas |
| LED OFF A ROAD GAME WITH A HOME RUN | Clay Dungan, 7/24/2021 @ Tulsa |
| HIT A PINCH-HIT HOME RUN | Diego Hernández, 8/26/2022 vs. Springfield |
| HIT FOR THE CYCLE | Nicky Lopez, 6/21/2018 @ Tulsa |
| HAD 7 RBI IN ONE GAME | Taylor Featherston, 7/20/2019 @ Amarillo |
| HAD 6 RBI IN ONE GAME | CJ Alexander, 8/5/2022 vs. Tulsa |
| HAD 5 RBI IN ONE GAME | Robbie Glendinning, 8/31/2022 @ Tulsa |
| HAD 4 RBI IN ONE GAME | Tyler Gentry & CJ Alexander, 7/17/2022 @ Corpus Christi |
| SCORED 4 RUNS IN ONE GAME | CJ Alexander, 8/17/2022 vs. San Antonio |
| SCORED 3 RUNS IN ONE GAME | Tucker Bradley, 9/2/2022 @ Tulsa Game 1 |
| WALKED 4 TIMES IN ONE GAME | Robbie Glendinning, 8/25/2022 vs. Springfield |
| WALKED 3 TIMES IN ONE GAME | Tucker Bradley, 9/3/2022 @ Tulsa |
| STOLE 4 BASES IN ONE GAME | Nick Heath, 5/20/2019 @ Arkansas |
| STOLE 3 BASES IN ONE GAME | Tucker Bradley, 7/9/2022 vs. Tulsa |
| STOLE 2 BASES IN ONE GAME | Diego Hernández, 8/28/2022 vs. Springfield |
| STRUCK OUT 5 TIMES IN ONE GAME | Dairon Blanco, 5/12/2021 vs. Tulsa |
| STRUCK OUT 4 TIMES IN ONE GAME | CJ Alexander, 8/20/2022 vs. San Antonio |
| STRUCK OUT 3 TIMES IN ONE GAME | Luca Tresh, 9/3/2022 @ Tulsa |
| REACHED BASE 6 TIMES IN ONE GAME | Travis Jones, 6/29/2021 @ Springfield |
| REACHED BASE 5 TIMES IN ONE GAME | Tyler Gentry, 7/17/2022 @ Corpus Christi |
| REACHED BASE 4 TIMES IN ONE GAME | Tucker Bradley, 9/3/2022 @ Tulsa |
| REACHED BASE IN EVERY TRIP TO THE PLATE (6 PA) | Johnny Givortella, 7/22/2010 @ Arkansas |
| REACHED BASE IN EVERY TRIP TO THE PLATE (5 PA) | Nate Eaton, 4/23/2022 @ Frisco |
| REACHED BASE IN EVERY TRIP TO THE PLATE (4 PA) | Tyler Cropley, 6/19/2022 vs. Arkansas |
| REACHED 2 TIMES IN THE SAME INNING | Robbie Glendinning, 7th Inning, 8/25/2022 vs. Springfield |
| HAD 2 HITS IN THE SAME INNING | Sebastian Rivero & Nate Eaton, 4th Inning, 4/27/2022 vs. Amarillo |
| SAW 16 PITCHES IN A SINGLE PLATE APPEARANCE | Donnie Dewees, 4/7/2017 vs. San Antonio |
| SAW 15 PITCHES IN A SINGLE PLATE APPEARANCE | Demichir Carrasco, 7/18/2021 vs. Arkansas |
| SAW 14 PITCHES IN A SINGLE PLATE APPEARANCE | Jordan George, 8/27/2019 vs. Midland |
| SAW 10+ PITCHES IN A SINGLE PLATE APPEARANCE | Angelo Castellano, 8/31/2022 @ Tulsa (10) |
| HIT HOME RUNS IN BOTH GAMES OF A DOUBLEHEADER | Jimmy Govern, 8/14/2021 vs. Frisco |
| HIT HOME RUNS IN BACK-TO-BACK GAMES | Tucker Bradley, 8/31 & 9/2/2022 @ Tulsa |
| HIT HOME RUNS IN 3 STRAIGHT GAMES | Tucker Bradley, 8/30 - 9/2/2022 @ Tulsa |
| HIT HOME RUNS IN 4 STRAIGHT GAMES | CJ Alexander, 8/3 - 8/6/2022 vs. Tulsa |
| HIT HOME RUNS IN 5 STRAIGHT GAMES | Clint Robinson, 8/7 to 8/12/2010 vs. Arkansas, @ Frisco |
| HAD 2+ HITS IN 8 STRAIGHT GAMES | Kurt Mertins, May 25 to June 6, 2009 |
| HAD 2+ HITS IN 7 STRAIGHT GAMES | Jeff Bianchi, July 20 to July 27, 2009 |
| HAD 2+ HITS IN 6 STRAIGHT GAMES | Anderson Miller, May 14 to May 19, 2019 |
| HAD 2+ HITS IN 5 STRAIGHT GAMES | Robbie Glendinning, July 1 to July 6, 2022 |
| HAD A 20+ GAME HITTING STREAK | Clint Robinson, 21 Games: June 15 - July 12, 2010 |
| HAD A 18+ GAME HITTING STREAK | Jordan Parraz, 19 Games: May 27 - June 15, 2009 |
| HAD A 16+ GAME HITTING STREAK | Jacksson Flores, 17 Games: June 15 - July 6, 2018 |
| HAD A 14+ GAME HITTING STREAK | Maikel Garcia, 14 Games: April 27 - May 12, 2022 |
| HAD A 12+ GAME HITTING STREAK | Maikel Garcia, 14 Games: April 27 - May 12, 2022 |
| HAD A 30+ GAME REACHED BASE STREAK | Jacksson Flores, 34 Games: May 29 - July 7, 2018 |
| HAD A 25+ GAME REACHED BASE STREAK | Tyler Gentry, 28 Games: July 30 - September 3, 2022 |
| HAD A 20+ GAME REACHED BASE STREAK | Tyler Gentry, 28 Games: July 30 - September 3, 2022 |

THE LAST TIME A NATURALS PITCHER...

| | |
|--|--|
| THREW A 1-HITTER (9 Innings) | N/A |
| THREW A 1-HITTER (7 Innings) | N/A |
| THREW A 2-HITTER (9 Innings) | N/A |
| THREW A 2-HITTER (7 Innings) | Drew Parrish, 8/27/2021 vs. Springfield (Game 2) |
| THREW A 9-INNING COMPLETE GAME SHUTOUT | Corey Ray, 6/8/2017 vs. Springfield |
| THREW A 7-INNING COMPLETE GAME SHUTOUT | Anthony Veneziano, 6/9/2022 @ Tulsa (Game 2) |
| THREW A 5-INNING COMPLETE GAME SHUTOUT | Danny Duffy, 9/2/2010 vs. Arkansas |
| THREW A 9-INNING COMPLETE GAME | Scott Blewett, 8/10/2018 vs. Frisco |
| THREW AN 8-INNING COMPLETE GAME | Ofreidy Gomez, 8/2/2019 @ Tulsa |
| THREW A 7-INNING COMPLETE GAME | Anthony Veneziano, 6/9/2022 @ Tulsa (Game 2) |
| THREW A 6-INNING COMPLETE GAME | Sugar Ray Marimon, 5/26/2013 @ San Antonio |
| STRUCK OUT 13 IN A GAME | Danny Duffy, July 17, 2013 @ Tulsa |
| STRUCK OUT 12 IN A GAME | Josh Staumont, 9/4/2016 vs. Arkansas |
| STRUCK OUT 11 IN A GAME | Alec Marsh, 5/14/2021 vs. Tulsa |
| STRUCK OUT 10 IN A GAME | Anthony Veneziano, 7/23/2022 vs. Springfield |
| WALKED 8 IN A GAME | Noel Arguelles, 5/12/2013 @ Springfield |
| WALKED 7 IN A GAME | Jason Adam, 7/5/2013 @ Midland |
| WALKED 6 IN A GAME | Noah Murdock, 7/26/2022 @ Wichita |
| WALKED 5 IN A GAME | Anthony Veneziano, 8/25/2022 vs. Springfield |
| ALLOWED 4 HOME RUNS IN A GAME | Anthony Veneziano, 7/2/2022 @ Amarillo |
| ALLOWED 3 HOME RUNS IN A GAME | T.J. Sikkema, 9/2/2022 @ Tulsa Game 2 |
| ALLOWED 2 HOME RUNS IN A GAME | Alec Marsh, 8/30/2022 @ Tulsa |
| THREW 110+ PITCHES IN A GAME | Andy Ferguson, 8/9/2014 vs. San Antonio (116) |
| THREW 100+ PITCHES IN A GAME | Andrew Hoffmann, 8/26/2022 vs. Springfield (100) |
| THREW 95+ PITCHES IN A GAME | Andrew Hoffmann, 9/2/2022 @ Tulsa Game 1 (97) |
| THREW 90+ PITCHES IN A GAME | Andrew Hoffmann, 9/2/2022 @ Tulsa Game 1 (97) |
| WON HIS NATURALS DEBUT | Walter Pennington, 4/23/2022 @ Frisco |
| THREW AN IMMACULATE INNING | Grant Gavin, 6th Inning 5/20/2019 @ Arkansas |