

OMAHA STORM CHASERS GAME NOTES

vs. LOUISVILLE BATS

RHP Max Castillo (5-6, 5.13 ERA) vs. LHP Evan Kravetz (0-1, 5.57 ERA)

Saturday, September 2, 2023 | Game #126 | 2nd Half Game #54 | Home Game #68

6:35pm CT First Pitch | Werner Park | Papillion, Nebraska

Radio: stormchasers.mxlr.com | TV: Bally Live, MiLB.TV

19-34 / 57-68

27-28 / 67-61

Omaha Storm Chasers | 12356 Ballpark Way, Papillion, Nebraska 68046 | (402) 738-5100 | OmahaStormChasers.com | @OMASstormChasers

UPCOMING SCHEDULE & PROBABLE PITCHERS

UPCOMING GAMES

OPPONENT





TIME (CT)

PROBABLE PITCHERS

Sunday, September 4	LOUISVILLE	2:05 p.m.	LHP Anthony Veneziano (4-3, 4.30 ERA) vs. Christian Roa (0-3, 6.26 ERA)
Monday, September 5	OFF		
Tuesday, September 6	@ Iowa	6:38 p.m.	RHP Jonathan Bowlan (4-5, 5.11 ERA) vs. TBD
Wednesday, September 7	@ Iowa	12:08 p.m. [G1]	LHP Drew Parrish (4-6, 7.19 ERA) vs. TBD

THE MATCHUP

(UNDERLINE = MiLB LEADER) (BOLD = TRIPLE-A LEADER) (ITALICS = TRIPLE-A WORST)

			
.257 (14TH)	AVG > .282 (1ST)	5.49 (15TH) < ERA	6.13 (19TH)
654 (18TH)	R > 804 (1ST)	1.59 (14TH) < WHIP	1.65 (19TH)
1,070 (18TH)	H > 1,237 (1ST)	.268 (14TH) < AVG	.269 (15TH)
146 (13TH)	HR > 195 (4TH)	1098.0 (16TH)	IP > 1107.2 (8TH)
576 (15TH)	BB > 641 (3RD)	1,141 (14TH) < H	1,150 (16TH)
1,081 (6TH) < K	1,176 (16TH)	731 (15TH) < R	814 (19TH)
198 (1ST) < SB	127 (8TH)	179 (15TH) < HR	189 (19TH)
353 (13TH)	OBP > .379 (1ST)	610 (14TH) < BB	673 (19TH)
.429 (14TH)	SLG > .491 (1ST)	1,113 (11TH) < K	978 (20TH)
.782 (15TH)	OPS > .870 (1ST)	2 (16TH) < SHO	1 (19TH)

ALL-TIME vs. Louisville 149-153 (.493)

ALL-TIME at Omaha (Since 2021) 12-10 (.545)

ALL-TIME at Louisville (Since 2021) 6-12 (.333)

2023 vs. Bats 4-12 (.250)

2023 at Werner Park 4-6 (.400)

2023 at Louisville Slugger Field 0-6 (.000)

DATE H/R	SCORE	WIN	LOSS	SAVE
5/2 H	L, 10-4	A. Abbott	M. Castillo	-
5/3 H	L, 7-4	B. Lively	M. Martinez	-
5/4 H	L, 12-10	R. Wynne	D. Parrish	-
5/5 H	W, 6-2	M. Mayers	B. Williamson	J. Kowar
5/6 H	W, 11-9	E. Sisk	J. Kuhnel	J. Cuas
5/7 H	L, 4-3	Z. Brown	B. Kriske	A. Busenitz
8/1 R	L, 3-2	T. Santillan	W. Klein	-
8/2 R	L, 5-4	A. Busenitz	C. Chamberlain	-
8/3 R	L, 11-2	R. Meisinger	D. Parrish	-
8/4 R	L, 8-3	L. Stoudt	A. Veneziano	-
8/5 R	L, 5-1	V. Gutierrez	J. Bowlan	-
8/6 R	L, 5-4	S. Bracho	W. Klein	-
8/29 H	W, 4-3	D. Coleman	R. Karcher	-
8/30 H	W, 4-2	J. Bowlan	M. Mariot	J. McArthur
8/31 H	L, 5-4	C. Phillips	D. Parrish	-
9/1 H	L, 12-7	L. Stoudt	A. Hoffmann	-
9/2 H				
9/3 H				

STORM CHASERS ON THE RISE

6 Omaha players that appear on a Top-30 Royals prospects ranking

PLAYER (POSITION)	MLB PIPELINE	BASEBALL AMERICA
Tyler Gentry (OF)	Royals No. 8	Royals No. 9
Anthony Veneziano (LHP)	Royals No. 17	Royals No. 4
Will Klein (RHP)	Royals No. 26	Royals No. 22
Devin Mann (INF)	Royals No. 28	Royals No. 21
Jonathan Bowlan (RHP)	-	Royals No. 18
Christian Chamberlain (LHP)	-	Royals No. 30



STORM CHASERS PRESS BOX

Game Notes compiled by Nicholas Badders

Credential Requests: nicholasb@omahastormchasers.com

Omaha Storm Chasers gameday information, as well as the 2023 Storm Chasers Media Guide can be found at milb.com/omaha/ballpark/media.

YESTERDAY'S GAME

	1	2	3	4	5	6	7	8	9	R	H	E	LO
 Louisville	2	1	0	1	3	2	0	3	0	12	19	2	7
 Omaha	2	0	0	0	3	0	0	0	2	7	10	1	8

WIN: Levi Stoudt (4-6) | LOSS: Andrew Hoffmann (1-2) | SAVE: None

PAPILLION, NEB. – The Storm Chasers and Bats combined for 29 hits, eight of them home runs, but the Chasers dropped a second straight game in a 12-7 loss to the Bats. The two teams traded two-run 1st innings, as the Bats led off the game with a solo homer and added another on the third batter of the game, putting Omaha in an early 2-0 hole. **Nick Pratto** promptly tied the game up in the bottom of the 1st inning, with a two-run homer, his first of two homers in the day. Louisville knocked Storm Chasers starter **Andrew Hoffmann** out in the fifth inning, adding one run in the second, one in the third and three in the fifth, as Hoffmann set career-highs in hits allowed (10), runs allowed (7) and home runs allowed (4). Pratto kept Omaha within striking distance, adding a three-run blast in the bottom of the 5th inning that countered what Louisville did in the top half, the rehabber's fifth career multi-homer game. The Bats added two more runs in the top of the 6th inning, off relievers **Brett de Geus** and **Taylor Hearn**. **Dylan Coleman** surrendered three more in the eighth inning on Henry Ramos' second home run of the night and Louisville's fifth as a team. After **Jonathan Hoesley** threw a scoreless top of the 9th inning, Omaha entered the bottom of the ninth trailing by seven runs and after a leadoff walk by **Clay Dungan**, **Bubba Thompson** connected on a two-run homer, Omaha's third of the game and his third with the Chasers this season. **Tyler Gentry** added a one-out double to extend his hit streak to seven games, but Omaha couldn't add any more and fell by five runs, losing 12-7. Dungan, Thompson and Pratto each offered two-hit games out of the top three spots in Omaha's lineup, while the offense as a whole combined for seven extra-base hits.

NOTES AND NUGGETS

THAT'S WHAT SPEED DO

The Chasers have **198** steals in 125 games (average 1.58 SB/game) and have been caught 47 times for a success rate of 80.82% ... **this is a franchise record for steals in a season.** Omaha's 198 steals are the most in Triple-A and 14th in all of Minor League Baseball ... the Clearwater Threshers (Philadelphia Single-A) lead the minors (254). **Edward Olivares** steal of 2nd base in the bottom of the first inning Tuesday was Omaha's 193, breaking the club's single-season record of 192, set in 1986. The Chasers have stolen at least one base in 82 of 125 games (66%), with multiple steals in 55 games and 11 occasions of 5+ steals. Omaha stole 135 bases over the past 63 games of the season (2.14 SB/G), with team stolen base leaders **Damon Blaser** (47) and **Samad Taylor** (38) both called up to Kansas City in mid-June, the Chasers have 63 steals in 62 games since Taylor was first recalled on June 16 (1.02 SB/G), which ranks 9th in the league in that time ... the Chasers have stolen a base in 35 of 62 games since June 16 (56%).

TYLER, THE CREATOR OF RUNS

Since the start of the second half, right fielder **Tyler Gentry** has been Omaha's best hitter and leads the team in nearly every offensive category. From June 28 to today, Gentry leads qualified Storm Chasers hitters with his .282/.410/.97 slashline and .907 OPS ... Gentry is 1st in hits (42), total bases (74) and walks (31), 2nd in homers (7) and tied 2nd in runs batted in (21). Overall in 2023, Gentry is the team leader in runs batted (62), hits (101), doubles (25), extra-base hits (40), total bases (169) and walks (66) this season. Gentry has made 97 starts in RF this season and played 854.0 innings at the position ... the last Chaser to play that many innings at one position was **Matt Fields** in 2014 (100 starts, 868.2 innings) at 1B ... **Johnny Giavotella's** 105 starts and 927.0 innings at 2B in 2011 represent the Storm Chaser record for playing time at a single position in a season.

HEY, HO, ANGELO!

While he is not playing every day, **Angelo Castellano** is making his most of his time in the lineup in the second half of the season.

Castellano's 24 runs batted in lead the Storm Chasers in the second half of the season are 1st on the team in that stretch while his 65 total bases rank 3rd. His 2-run homer in the 9th inning Thursday was his 10th of the season, a new career-high ... his 46 RB this year are 2 away from setting a new career high, topping his 47 in 2016 ... with 46 walks, he is 6 away from passing his career-high of 51 from 2017 and he's already set a career-high with 18 doubles. Castellano is 3 games away from playing his 900th in the Royals minor league system, he has played 897 since joining the organization in 2011, 233 with Omaha.

NATE THE GREAT

Along with Gentry and Castellano, Nate Eaton has been one of most reliable bats in the lineup.

Eaton's 8 home runs and 24 runs scored in the 2nd half lead the team, while he's 2nd in hits (41), 2nd in total bases (73), tied 2nd in runs batted in (21).

AUGUST ANGST

Omaha went 7-19 in August after opening the month with an 11-game losing streak. Omaha's 6.11 ERA (153 ER in 225.1 IP) was the 9th-worst among the 120 full-season MiLB teams last month ... the Chasers' .225 average last month (190-for-846) ranked tied for the 11th-worst among the 120 full-season Minor League teams. August began with 11 straight losses and a pair of sweeps – a 6-game series on the road in Louisville and a 5-game set by the Iowa Cubs at Werner Park ... that 11-game losing streak was not just the longest in the Storm Chasers era, but the longest by the Triple-A Omaha franchise at least in the 21st century, also tied for the longest in the International League this season.

AT A GLANCE

RECENT (L2)

Last 5 Games	3-2
Last 10 Games	5-5
Last 20 Games	7-13

SPLIT SEASON

1st Half	38-34
2nd Half	19-34

HOME/AWAY

Home Games	29-38
Away Games	28-30

TIME OF DAY

Night Games	39-54
Day Games	18-14

MONTH

March	1-0
April	9-15
May	12-14
June	17-7
July	11-12
August	7-19
September	

OPPONENT

vs. Columbus	10-2
vs. Gwinnett	2-9
vs. Indianapolis	9-2
vs. Iowa	4-11
vs. Louisville	4-12
vs. Memphis	2-4
vs. Nashville	2-4
vs. Rochester	4-2
vs. Scranton/WB	3-3
vs. St. Paul	9-9
vs. Toledo	8-10

DAY OF THE WEEK

on Monday	0-1
on Tuesday	8-12
on Wednesday	7-14
on Thursday	8-13
on Friday	14-9
on Saturday	9-10
on Sunday	11-9

THIS WEEK'S SERIES

Record	2-2
Batting Average	(.263)
Runs/Per Game	19/4.8
Home Runs	7
ERA	5.50 (22 ER / 36.0 IP)
Strikeouts (K/9)	33 (8.3)
Saves/Opportunities	1/1

QUICK FACTS

Founded.....	2011 (1969-2010: Omaha Royals)
Colors.....	Royal Blue, Twister Gold, Blackout Black
League.....	International League (Since 2021)
Ownership.....	Alliance Baseball Omaha LLC
General Manager.....	Laurie Schlender (4th Year)
Home Ballpark (Capacity).....	Werner Park (9,023, 6,254 fixed seats)
Dimensions.....	LF- 310 CF- 402 RF- 315

ACTIVE ROSTER BREAKDOWN

Age 23.....	2	Native of Dominican Republic.....	0
Age 24.....	3	Native of United States.....	23
Age 25.....	5	Native of Venezuela.....	4
Age 26.....	8	Acquired by Royals via Free Agency.....	5
Age 27.....	5	(International).....	1
Age 28.....	2	(Minor League) ...	2
Age 29.....	2	(Undrafted).....	2
Average Age	25 Years 338 Days	Acquired by Royals via Trade.....	9
Median Age	26	Acquired by Royals via Waivers.....	2
		Acquired by Royals via First Year Player Draft.....	11
		(High School).....	0
		(Rounds 1-5).....	5
		(2017 Draft).....	0
		(2nd Year/College).....	1
		(Rounds 6-10).....	3
		(2018 Draft).....	3
		(3rd Year/College).....	8
		(Rounds 11-20) ...	1
		(2019 Draft).....	5
		(4th+ Year/College).....	2
		(Rounds 21-40) ...	2
		(2020 Draft).....	3

PRO-NUN-SEE-AY-SHUNS

PLAYERS









2 RYAN GOINS.....	(GO-ins)
4 EDWARD OLIVARES.....	(oh-lee-VAHR-es)
6 CLAY DUNGAN.....	(duhn-ginn)
17 ANGELO CASTELLANO.....	(kass-tay-AH-noh)
31 JONATHAN BOWLAN.....	(boh-lin)
36 BRETT DE GEUS.....	(duh GUS)
55 JONAH DIPOTO.....	(dih-POH-to)
56 ANTHONY VENEZIANO.....	(va-nee-ee-ah-no)
60 JOSÉ BRICEÑO.....	(bee-SEN-yo)

COACHES









23 MIKE JIRSCHLE.....	(jursh-LEE)
33 DAVID NOWORYTA.....	(Nova-REE-tah)
52 BIJAN RADEMACHER.....	(bee-ZHON RAH-de-moch-err)

UNIFORM RECORDS

STANDARD UNIFORMS

 Blue Vortex (10-17) Home: 10-17 Road: 0-0	 Blue O-Bolt (33-34) Home: 5-3 Road: 28-31	 Powder SC (7-6) Home: 7-6 Road: 0-0	 Powder O (4-1) Home: 4-1 Road: 0-0
 Home White (9-15) Home: 9-15 Road: 0-0	 Road Grey (12-13) Home: 0-0 Road: 12-13	 Blue O-Bolt (21-21) Home: 5-3 Road: 16-18	 Powder Blue (7-6) Home: 7-6 Road: 0-0
 Black O-Bolt (4-1) Home: 4-1 Road: 0-0	 Community (1-5) Home: 1-5 Road: 0-0	 Star Wars (1-0) Home: 1-0 Road: 0-0	

SPECIALTY/THEME NIGHTS (4-11)

 Black O-Bolt (1-5) Home: 1-5 Road: 0-0	 Patriotic (0-2) Home: 0-1 Road: 0-1	 Runzas (0-1) Home: 0-1 Road: 0-0	 Cattlemen (0-1) Home: 0-1 Road: 0-0	 Rockets (1-0) Home: 1-0 Road: 0-0	 Marvel (1-0) Home: 1-0 Road: 0-0	 Throwback (0-1) Home: 0-1 Road: 0-0
 Corn (0-1) Home: 0-1 Road: 0-0						

RECENT TRANSACTIONS

2023 BREAKING ROSTER (8 players still active underlined>

Pitchers (15): RHP Max Castillo, LHP Austin Cox, RHP Jonathan Heasley, RHP Jackson Kowar, RHP Brooks Kriske, LHP Marcelo Martinez, RHP Mike Mayers, RHP Andrés Núñez, LHP Drew Parrish, LHP Evan Sisk, RHP Collin Snider, RHP Josh Staumont, LHP Josh Taylor, RHP Ryan Weiss, RHP Nick Wittgren


Catchers (3): Freddy Fermin, Logan Porter, Jakson Reetz

Infielders (6): CJ Alexander, Angelo Castellano, Maikel Garcia, Nick Loftin, Nick Pratto, Samad Taylor

Outfielders (3): Dairon Blanco, Tucker Bradley, Tyler Gentry


70 DIFFERENT PLAYERS HAVE APPEARED IN A GAME FOR OMAHA IN 2023 (32 HITTERS, 38 PITCHERS)

128. 7/27	RHP Brad Keller returned to KANSAS CITY from rehab assignment	152.	INF Adeiny Hechavarria released
129. 7/28	INF Samad Taylor recalled by KANSAS CITY from Omaha	153.	OF Brewer Hicklen placed on the development list
131. 7/30	LHP Taylor Hearn acquired in a trade with TEXAS and optioned to Omaha	154. 8/15	OF Tucker Bradley transferred to NW Arkansas (AA) from Omaha
131. 7/31	OF Nelson Velázquez acquired in a trade with CHICAGO (NL) and optioned to Omaha	155.	OF Brewer Hicklen reinstated from the development list
132. 8/1	INF Matt Beatty returned to KANSAS CITY from rehab assignment	156. 8/16	RHP James McArthur optioned to Omaha
133.	LHP Angel Zerpa recalled by KANSAS CITY from Omaha	157.	OF Brewer Hicklen placed on the development list
134.	RHP James McArthur recalled by KANSAS CITY from Omaha	158. 8/17	RHP Jackson Kowar recalled by KANSAS CITY from Omaha
135.	RHP Jackson Kowar recalled by KANSAS CITY from Omaha	159.	INF Nick Pratto sent on a rehab assignment to Omaha
136.	INF Jermaine Palacios released	160. 8/18	RHP Max Castillo optioned to Omaha
137.	LHP Drew Parrish transferred to Omaha from NW Arkansas (AA)	161. 8/22	LHP Drew Parrish transferred to NW Arkansas (AA) from Omaha
138. 8/2	LHP Cole Ragans recalled by KANSAS CITY from Omaha	162.	RHP Dylan Coleman optioned to Omaha
139.	RHP James McArthur optioned to Omaha	163. 8/23	OF Brewer Hicklen traded to Philadelphia Phillies
140.	RHP Jackson Kowar optioned to Omaha	164. 8/25	RHP Collin Snider recalled by KANSAS CITY from Omaha
141.	INF Devin Mann acquired in a trade with LOS ANGELES (NL) and assigned to Omaha	165.	INF Nick Pratto returned to KANSAS CITY from rehab assignment
142. 8/4	RHP James McArthur recalled by KANSAS CITY from Omaha	166.	LHP Christian Chamberlain placed on the 7-Day Injured List
143.	RHP Joe Barlow claimed off waivers from TEXAS and optioned to Omaha	167. 8/28	LHP Drew Parrish transferred to Omaha from NW Arkansas (AA)
144. 8/8	LHP Taylor Hearn recalled by KANSAS CITY from Omaha	168.	LHP Taylor Hearn optioned to Omaha
145. 8/10	OF Nelson Velázquez recalled by KANSAS CITY from Omaha	169. 8/29	RHP Steven Cruz selected by KANSAS CITY from Omaha
146.	RHP Brett de Geus transferred to Omaha from NW Arkansas (AA)	159. 8/30	INF Nick Pratto sent on a rehab assignment to Omaha
147. 8/12	RHP Max Castillo recalled by KANSAS CITY from Omaha	171. 9/1	RHP Joe Barlow designated for assignment
148.	RHP Jonathan Heasley optioned to Omaha	172.	INF Nick Loftin selected by KANSAS CITY from Omaha
149.	RHP Andrew Hoffmann transferred to Omaha from NW Arkansas (AA)	173.	OF Edward Olivares recalled by KANSAS CITY from Omaha
150. 8/13	OF Edward Olivares optioned to Omaha	174.	RHP James McArthur recalled by KANSAS CITY from Omaha
151.	OF Bubba Thompson claimed off waivers from TEXAS and optioned to Omaha	175.	INF Morgan McCullough transferred to Omaha from NW Arkansas (AA)



MANAGER: MIKE JIRSCHLE • #23

- ✦ Mike Jirschele returns for his 15th season as Omaha's manager, his 18th season managing in Minor League Baseball and 32nd season overall with the Royals organization, named to the position of Storm Chasers manager on January 13, 2023, after previously managing Triple-A Omaha from 1995-97 and 2003-13.
- ✦ Jirschele served on the Kansas City Royals coaching staff as the Third Base Coach from 2014-19 and won the World Series in 2015. Jirschele most recently served as the bench coach under manager Chris Widger during the 2022 season with the Double-A Northwest Arkansas Naturals. He spent the 2021 season as Widger's bench coach for the High-A Central champion Quad Cities River Bandits and served as Special Assistant to the General Manager in 2020.
- ✦ In his second stint as Omaha's manager, over 11 years from 2003 to 2013, he led the team to four division titles, three consecutive trips to the Pacific Coast League Championship Series (2011-2013), two PCL titles (2011, 2013) and the team's first of two Triple-A National Championships in 2013.
- ✦ He earned the 2011 Mike Coolbaugh Award for *outstanding baseball work ethic, knowledge of the game and skill in mentoring young players on the field* and he is a four-time recipient of the Dick Howser Award (1992, 1994, 2005, 2011), recognizing outstanding work in player development within the Royals organization.
- ✦ Prior to his time with Omaha and Kansas City, he served as the Royals Minor League Infield Coordinator for four years, from 1998-2002, and he held managerial positions with Wilmington (1994), Rockford (1993) and the Gulf Coast Royals (1992).
- ✦ He appeared 999 games in the Minor Leagues across 13 years, between 1977 and 1990, including 22 games with the Omaha Royals between 1988 and 1989.



PITCHING COACH: DANE JOHNSON • #59

- ✦ Dane Johnson enters his fourth year in the Royals organization and as the Storm Chasers pitching coach, after joining Kansas City ahead of the 2020 season. 2023 marks his 24th season coaching overall.
- ✦ He previously spent one season in the Miami Marlins organization (2019) as a Pitching Consultant and 19 seasons with the Toronto Blue Jays as a Minor League Pitching Coach from 2000-03, Pitching Coordinator from 2004-14 and Major League Bullpen Coach from 2015-18.
- ✦ Prior to entering coaching, spent 15 years as a player, including over 280 games in the Minor Leagues and parts of three seasons in the Majors with the Chicago White Sox (1994), Blue Jays (1996) and Oakland Athletics (1997), also playing two seasons (1990-1991) in the Chinese Professional Baseball League.
- ✦ Johnson and his wife, Gina, reside in Palm Harbor, Florida. They have two children: a daughter, Madison (31), and son, Cobi (27).



HITTING COACH: BIJAN RADEMACHER • #52

- ✦ Bijan Rademacher (*bi-ZHON RAH-de-moch-err*) joins the Royals as the Omaha Storm Chasers Hitting Coach this year after spending the last two years with the Arizona Diamondbacks as their Minor League Hitting Coordinator (2021) and ACL Hitting Coach (2022).
- ✦ Prior to coaching, he spent eight years playing professionally (2012-2019), spanning seven seasons in the Chicago Cubs organization (2012-18) and slashed .280/.361/.402 over 702 career MiLB games, reaching as high as Triple-A. He also played one season in independent baseball (2019) with the New Britain Bees in the Atlantic League, in addition to an offseason in the Mexican Pacific Winter League.
- ✦ Over 243 career Triple-A games with the Iowa Cubs, he played 11 games at Werner Park and was a .378 hitter (14-for-37) with one homer and 5 runs batted in while playing in Omaha.
- ✦ Rademacher lives in Tempe, Arizona with his wife Melissa.



BENCH COACH: DAVID NOWORYTA • #33 (3RD BASE COACH)

- ✦ David Noworyta (*Nova-REE-tah*) enters his second year in the Royals organization and first as Omaha's Bench Coach, after making his coaching debut in 2022 as the Assistant Hitting Coach for the River Bandits Kansas City's High-A affiliate.
- ✦ Prior to coaching, he spent four years playing professionally (2018-21), including three minor league seasons in the Detroit Tigers organization (2018-20), and one with the Independent Pioneer League's Billings Mustangs in 2021. Before signing with Detroit in 2018, Noworyta graduated from the University of Hawaii with a bachelor's degree in communications and journalism, and played in parts of three seasons for their baseball team.
- ✦ Noworyta attended Holy Cross Academy (N.J.), where he played baseball and basketball, and was selected by the Royals in the 37th round of the 2014 MLB Draft. He resides in Hainesport, N.J. in the offseason.



CERTIFIED ATHLETIC TRAINER: JAMES STONE

- ✦ James Stone is entering his fifth season as the Certified Athletic Trainer for the Storm Chasers after serving the previous seven seasons with the Wilmington Blue Rocks (Royals High-A), including the 2015 season, in which he was named Carolina League Athletic Trainer of the Year.
- ✦ He joined the Kansas City organization in 2010 as the athletic trainer for the Class-A Burlington Bees. He came to the Royals after spending one season with the Central Valley Coyotes (Fresno, California) in Arena Football 2.
- ✦ Stone worked three seasons in the Florida Marlins organization, with stops in Jupiter (2008), Greensboro (2007) and Jamestown (2006), winning New York-Penn League Trainer of the Year honors in 2006.
- ✦ He was the Strength and Conditioning Coach for the Baltimore Orioles Class-A affiliate, the Delmarva Shorebirds, in 2005.
- ✦ Stone graduated with a bachelor's of science in kinesiology from Cal State-Northridge. He resides in Simi Valley, California with his dog, Ozzie.



STRENGTH & CONDITIONING COACH: YANNICK PLANTE

- ✦ Yannick Plante is entering his third season as the Strength & Conditioning Coach for the Storm Chasers, after being slated to serve in that role with Northwest Arkansas in 2020.
- ✦ He began with the Kansas City Organization in 2019 as the athletic trainer for the Burlington Royals (Advanced Rookie, Appalachian League). He was then a staff member of the Surprise Saguaros of the Arizona Fall League in the fall of 2019.
- ✦ Plante has a master's degree in kinesiology from the University of Calgary and a bachelor's degree in human kinetics with specialization in biophysics from the University of Ottawa. He currently lives in Ottawa, Ontario.



TONY MEDINA
MINOR LEAGUE/LATIN AMERICA
MEDICAL COORDINATOR



BEN NICHOLAS
PLAYER DEVELOPMENT TRAINEE



JEREMY OWENS
PLAYER DEVELOPMENT TRAINEE

Max Castillo - Pitching - Stat Splits - 2023 - Regular Season (Triple-A Only)

Split	Team	W	L	ERA	G	GS	CG	SHO	SV	IP	H	R	ER	HR	HB	BB	IBB	SO	WHIP	AVG	AB	WP	BK	GIDP	TBF	NP-S
Home Games	OMA	3	5	5.91	11	11	0	0	0	56.1	59	42	37	17	1	21	0	38	1.42	.267	221	4	0	5	245	924 - 582
Away Games	OMA	2	1	3.93	7	6	0	0	0	36.2	33	18	16	9	1	3	0	35	0.98	.231	143	1	0	0	149	569 - 385
Day Games	OMA	1	2	5.95	4	4	0	0	0	19.2	26	15	13	5	0	6	0	16	1.63	.317	82	1	0	1	91	374 - 237
Night Games	OMA	4	4	4.91	14	13	0	0	0	73.1	66	45	40	21	2	18	0	57	1.15	.234	282	4	0	4	303	1119 - 730
On Grass	OMA	5	6	5.13	18	17	0	0	0	93.0	92	60	53	26	2	24	0	73	1.25	.253	364	5	0	5	394	1493 - 967
April	OMA	0	4	6.16	4	4	0	0	0	19.0	28	17	13	5	0	7	0	6	1.84	.341	82	0	0	3	90	328 - 211
May	OMA	0	1	4.76	2	2	0	0	0	11.1	10	6	6	1	0	3	0	7	1.15	.244	41	0	0	0	45	160 - 101
June	OMA	2	1	3.49	5	5	0	0	0	28.1	22	13	11	7	1	5	0	20	0.95	.212	104	3	0	2	112	447 - 284
July	OMA	1	0	7.24	3	2	0	0	0	13.2	16	11	11	7	0	0	0	12	1.17	.281	57	1	0	0	57	214 - 151
August	OMA	2	0	5.23	4	4	0	0	0	20.2	16	13	12	6	1	9	0	28	1.21	.200	80	1	0	0	90	344 - 220
On Tuesdays	OMA	1	2	6.64	4	4	0	0	0	20.1	20	15	15	6	0	11	0	17	1.52	.256	78	1	0	1	90	329 - 204
On Wednesdays	OMA	0	1	4.11	3	3	0	0	0	15.1	16	9	7	3	1	2	0	13	1.17	.262	61	1	0	0	66	264 - 176
On Thursdays	OMA	1	1	5.40	3	2	0	0	0	15.0	13	12	9	5	1	3	0	6	1.07	.241	54	0	0	2	59	209 - 136
On Fridays	OMA	2	0	4.15	3	3	0	0	0	17.1	13	8	8	6	0	4	0	16	0.98	.197	66	0	0	1	70	266 - 176
On Saturdays	OMA	0	1	6.52	2	2	0	0	0	9.2	12	8	7	3	0	1	0	8	1.34	.293	41	3	0	0	42	167 - 108
On Sundays	OMA	1	1	4.11	3	3	0	0	0	15.1	18	8	7	3	0	3	0	13	1.37	.281	64	0	0	1	67	258 - 167
In games following a win	OMA	4	4	5.54	10	10	0	0	0	52.0	55	34	32	16	1	13	0	38	1.31	.264	208	3	0	4	223	862 - 557
In games following a loss	OMA	1	2	4.61	8	7	0	0	0	41.0	37	26	21	10	1	11	0	35	1.17	.237	156	2	0	1	171	631 - 410
Starter	OMA	5	6	5.06	17	17	0	0	0	89.0	89	57	50	24	2	24	0	69	1.27	.255	349	5	0	5	379	1434 - 928
Reliever	OMA	0	0	6.75	1	0	0	0	0	4.0	3	3	3	2	0	0	0	4	0.75	.200	15	0	0	0	15	59 - 39

Max Castillo - Opposing Hitting - Stat Splits - 2023 - Regular Season (Triple-A Only)

Split	Team	AVG	G	AB	R	H	2B	3B	HR	RBI	BB	IBB	SO	SB	CS	OBP	SLG	OPS	HBP	SAC	SF	GIDP
vs Left	OMA	.215	18	177		38	6	1	15	34	12	0	34			.266	.514	.780	1	1	2	2
vs Right	OMA	.289	18	187		54	11	0	11	22	12	0	39			.333	.524	.857	1	0	1	3
Team is ahead	OMA	.278	12	151		42	5	1	12	24	7	0	33			.311	.563	.874	1	0	2	2
Team is behind	OMA	.300	11	110		33	7	0	10	24	7	0	21			.339	.636	.975	0	1	1	1
Score is tied	OMA	.165	15	103		17	5	0	4	8	10	0	19			.246	.330	.576	1	0	0	2
Batting First	OMA	.200	18	50		10	1	0	4	9	0	0	8			.216	.460	.676	1	1	0	0
Batting Second	OMA	.250	18	48		12	3	0	3	7	3	0	12			.288	.500	.788	0	0	1	0
Batting Third	OMA	.267	18	45		12	5	0	3	6	5	0	8			.333	.578	.911	0	0	1	0
Batting Fourth	OMA	.289	18	45		13	1	0	6	12	3	0	9			.333	.711	1.044	0	0	0	1
Batting Fifth	OMA	.275	18	40		11	3	1	2	8	3	0	10			.326	.550	.876	0	0	0	2
Batting Sixth	OMA	.171	18	35		6	1	0	0	1	4	0	10			.275	.200	.475	1	0	0	0
Batting Seventh	OMA	.235	18	34		8	0	0	3	6	2	0	7			.270	.500	.770	0	0	1	1
Batting Eighth	OMA	.265	18	34		9	2	0	3	4	2	0	2			.306	.588	.894	0	0	0	1
Batting Ninth	OMA	.333	18	33		11	1	0	2	3	2	0	7			.371	.545	.916	0	0	0	0
Leading Off	OMA	.304	18	92		28	3	0	10	10	4	0	13			.347	.663	1.010	2	0	0	0
First Inning	OMA	.164	17	61	6	10	1	0	4	6	6	0	14	0	1	.239	.377	.616	0	0	0	1
Second Inning	OMA	.215	17	65	5	14	2	0	2	3	1	0	14	0	0	.227	.338	.565	0	0	0	1
Third Inning	OMA	.290	17	69	11	20	5	0	3	11	5	0	12	5	0	.342	.493	.835	1	0	1	0
Fourth Inning	OMA	.213	17	61	11	13	3	1	2	10	8	0	12	3	0	.300	.393	.693	0	0	1	3
Fifth Inning	OMA	.324	18	68	14	22	2	0	6	14	2	0	14	3	1	.347	.618	.965	1	1	1	0
Sixth Inning	OMA	.344	10	32	11	11	3	0	8	10	2	0	4	1	0	.382	1.188	1.570	0	0	0	0
Seventh Inning	OMA	.400	1	5	2	2	1	0	1	2	0	0	2	0	0	.400	1.200	1.600	0	0	0	0
Eighth Inning	OMA	.000	1	3	0	0	0	0	0	0	0	0	1	0	0	.000	.000	.000	0	0	0	0
Bases Empty	OMA	.237	18	241		57	13	0	18	18	15	0	47			.287	.515	.802	2	0	0	0
Runner at 1st	OMA	.279	17	43		12	2	0	1	4	4	0	10			.340	.395	.735	0	0	0	2
Runner at 2nd	OMA	.324	14	37		12	2	0	5	16	4	0	6			.390	.784	1.174	0	0	0	0
Runner at 3rd	OMA	.300	6	10		3	0	0	2	7	0	0	3			.250	.900	1.150	0	0	2	0
Runners at 1st & 2nd	OMA	.190	13	21		4	0	0	0	2	1	0	4			.227	.190	.417	0	1	0	3
Runners at 1st & 3rd	OMA	.500	3	2		1	0	0	0	1	0	0	1			.500	.500	1.000	0	0	0	0
Runners at 2nd & 3rd	OMA	.333	6	6		2	0	0	0	4	0	0	1			.286	.333	.619	0	0	1	0
Bases Loaded	OMA	.250	3	4		1	0	1	0	4	0	0	1			.250	.750	1.000	0	0	0	0
Runners On	OMA	.285	18	123		35	4	1	8	38	9	0	26			.326	.528	.854	0	1	3	5
Scoring Position	OMA	.288	18	80		23	2	1	7	34	5	0	16			.318	.600	.918	0	1	3	3
No Outs	OMA	.290	18	138		40	5	1	13	22	6	0	24			.327	.623	.950	2	1	1	1
One Out	OMA	.228	18	114		26	6	0	7	17	10	0	29			.286	.465	.751	0	0	2	4
Two Outs	OMA	.232	18	112		26	6	0	6	17	8	0	20			.283	.446	.729	0	0	0	0
Late / Close	OMA	.500	1	4		2	1	0	1	2	0	0	1			.500	1.500	2.000	0	0	0	0
Ahead in Count	OMA	.198	18	121		24	3	0	11	18	0	0	31			.205	.496	.701	1	0	0	1
Behind in Count	OMA	.241	18	108		26	7	0	7	13	24	0	22			.370	.500	.870	0	0	3	1
0-0 Count	OMA	.377	18	53		20	3	1	4	16	0	0	0			.377	.698	1.075	0	0	0	1
0-1 Count	OMA	.361	18	36		13	0	0	6	11	0	0	0			.361	.861	1.222	0	0	0	1
0-2 Count	OMA	.031	18	32		1	0	0	0	1	0	0	17			.061	.031	.092	1	0	0	0
1-0 Count	OMA	.276	18	29		8	1	0	3	3	0	0	0			.276	.621	.897	0	0	0	1
1-1 Count	OMA	.429	18	35		15	3	0	2	7	0	0	0			.429	.686	1.115	0	1	0	1
1-2 Count	OMA	.189	18	53		10	3	0	5	6	0	0	14			.189	.528	.717	0	0	0	0
2-0 Count	OMA	.364	16	11		4	1	0	0	1	0	0	0			.364	.455	.819	0	0	0	0
2-1 Count	OMA	.267	18	15		4	2	0	1	3	0	0	0			.250	.600	.850	0	0	1	0
2-2 Count	OMA	.149	18	47		7	1	0	2	2	0	0	20			.167	.298	.465	1	0	0	1
3-0 Count	OMA	.000	10	1		0	0	0	0	0	6	0	0			.857	.000	.857	0	0	0	0
3-1 Count	OMA	.200	17	5		1	0	0	1	1	5	0	0			.600	.800	1.400	0	0	0	0
3-2 Count	OMA	.191	18	47		9	3	0	2	5	13	0	22			.355	.383	.738	0	0	2	0
Pitcher	OMA	.253	18	364		92	17	1	26	56	24	0	73			.300	.519	.819	2	1	3	5



#50 MAX CASTILLO

RIGHT-HANDED PITCHER

BORN: May 4, 1999 in Caracas, Venezuela (Age 24)

HOMETOWN: Caracas, Venezuela

RESIDES: Caracas, Venezuela

HEIGHT/WEIGHT: 6'2" / 285 LBS

TRADED: August 2, 2022 – from Toronto with Samad Taylor to Kansas City in exchange for Whit Merrifield.

SIGNED: September 25, 2015 – International Free Agent (Toronto)

MLB SERVICE TIME: 56 Days

SEASON WITH STORM CHASERS: 2nd Season

SCOUTING REPORT (4SFB, CH, SL)

4-SEAM FASTBALL: Sits 90-93 mph, averages 91.8 ... Season usage: 53% ... Last Omaha start: Threw it 54% of the time (51/95 pitches)
CHANGEUP: Sits 84-86 mph, averages 85.2 ... Season usage: 25% ... Last Omaha start: Threw it 29% of the time (28/95 pitches)
SLIDER: Sits 79-84 mph, averages 81.6 ... Season usage: 22% ... Last Omaha start: Threw it 17% of the time (16/95 pitches)

TODAY'S START

- Making his 18th start of the season with Omaha, his 12th at Werner Park and his 26th appearance overall in 2023 between Omaha and Kansas City ... in his 5th stint this year in Triple-A, has 4 stints in the big leagues with the Royals (5/7-5/16, 5/19-5/23, 7/16-7/20, 8/12-8/18).
- Omaha is 7-10 in games Castillo starts this season, 6-3 when he gets multiple runs of support and 1-7 when less than 2.
- Leads the Chasers with 4 quality starts (of the team's 17 total Qs) ... 1st on the team in starts (17), 1st in innings pitched (93.0 IP), 2nd in strikeouts (73) ... lowest BABIP (.245) among 29 Royals minor leaguers with at least 60.0 IP this season, 5th-lowest BB/9 (2.32).
- Since June 1, 27 of the 37 runs he's allowed with Omaha (73%) have come on home runs (1 homers – 15 solo HR, 6 two-run HR).

LAST OUTING: SUNDAY, AUGUST 27TH VS. ST. PAUL

In his second start of the week, earned his second win in the series as well, held St. Paul to just three over 5.0 innings and tied a season-high with eight strikeouts ... threw a scoreless first and allowed a solo homer in the second inning ... allowed a pair of runs on three singles and a walk in the third inning, then retired 9 of his final 10 batters, with scoreless 4th and 5th innings.

2023 HIGHLIGHTS

- Optioned to Omaha on March 22 and opened the season with the Chasers ... has only pitched out of the bullpen with the Royals, averaging 3.0 innings per MLB outing ... 16 of 17 appearances with Omaha have been starts, averaging over 5.0 inning per game in Triple-A.
- First 5 Omaha Starts: 6.66 ERA (18 ER in 24.1 IP), 1.81 WHIP (10 BB & 34 H), .333 opponents' average (34-for-102), 9 strikeouts (3.3 K/9).
- Castillo since May 28: 4.59 ERA (35 ER in 68.2 IP), 1.05 WHIP (14 BB & 58 H), .221 opponents' average (58-for-262), 64 strikeouts (8.4 K/9).
- Recalled by Kansas City on May 7 after 5 starts with Omaha ... pitched in 4 games out of the bullpen for the Royals across two stints ... optioned again May 23 and 4 of his next 6 starts with Omaha were quality starts.
- Started twice in home-opening series vs. Toledo (4/4 and 4/9) ... allowed 4 runs over 4.1 innings in both starts.
- Was supposed to start 4/15 @ Iowa and then 4/16 @ Iowa (G1), but neither game was played due to inclement weather, his turn in the rotation was skipped and didn't pitch again until 20 vs. GWN, his first start of 5.0 complete innings.
- Threw 3 quality starts in a 4-start stretch, between May 28 and June 15: 5/28 @ STP (6.0 IP, 1 ER), 6/9 @ IND (6.0 IP, 1 ER) & 6/15 vs. COL (6.0 IP, 2 ER) ... left with a 6-1 lead in St. Paul but got a no-decision as the Saints took a lead against the bullpen ... came 1 off a career-high with 8 strikeouts and earned his first win in Indianapolis ... earned his second win and did not walk or strike out a batter against Columbus.
- Was scheduled to start 7/7 @ GWN but instead made his first appearance out of the bullpen with Omaha this year as the "bulk" pitcher at the end of the game ... allowed 3 runs on a pair of homers but did not walk a batter.
- Slated to pitch 7/16 for Omaha, was instead called up to Kansas City and pitched out of the bullpen July 19 vs. Detroit, threw the final 3.0 innings and allowed just one single, retiring 9 of 10 batters with 1 strikeout, optioned on 7/20.
- Made 4 starts in his most recent stint with Omaha, went 1-0 with 3 no-decisions, last 3 starts were all 5.0+ IP, tied a season-high with 8 strikeouts in his last two triple-A starts, 8/2 @ LOU and 8/8 vs. IOW, but walked a season-high 4 vs. the Cubs.
- Over seven relief appearances with Kansas City, has two scoreless outings, has pitched as few as 1.2 innings, as many as 4.2 innings, typically pitching in the second half of the game and has twice served as the "bulk" pitcher behind an opener.

CAREER NOTES

- 2022**
 - Began the 2022 season in the Toronto Blue Jays organization and made 20 appearances (11 in the Minor Leagues and 9 in the big leagues) before being acquired by Kansas City in a trade on August 2 with Samad Taylor in exchange for Whit Merrifield ... had three stints with the Royals: August 18-20, September 4-7 and September 25 through the end of the season.
 - Started the year back in New Hampshire (AAA), earned a promotion on May 15 to Buffalo (AAA), where he had a 2-0 record and a 0.66 ERA (2 ER in 27.1 IP) over five games (three starts), then made his MLB debut on June 19 vs. the Yankees, pitching 1.0 inning in relief.
 - After being traded to Kansas City minutes before the Trade Deadline from Toronto, was assigned to Omaha (AAA) and appeared in two games before being recalled to make his Royals debut on August 18 @ Tampa Bay.
 - Pitched to a 2.97 ERA (10 ER in 30.1 IP) in his first 11 MLB games (4 starts), including two starts with the Royals where he allowed just 3 R in 9.2 IP ... but in his final three outings (two starts) he allowed 16 R on 15 H in 9.0 IP, raising his ERA from 2.97 to 5.95.
- 2021**
 - Spent the entire season with the New Hampshire Fisher Cats (AA), appearing in 21 games (20 starts) while going 11-4 with a 4.85 ERA (55 ER in 102.0 IP) and 89 strikeouts ... 2021 marked his third consecutive season with double-digit wins and triple-digit innings.
 - Led all Double-A pitchers with 11 wins, while third in the league in innings pitched and tied fourth in starts ... among qualified pitchers in the Double-A Northeast league, was fourth in opponents' average (.265), fifth in ERA and fifth in WHIP (1.38).
- 2019**
 - Spent the entire year with the Dunedin Blue Jays (A+) and was named a Florida State League postseason All-Star ... made six scoreless starts, with at least one in each month ... tied for the Toronto organization lead in wins (11), while 4th in innings (130.1), tied 4th in starts (24) and 5th in strikeouts (114) ... among qualified Blue Jays farmhands, 2nd in the system in ERA, 2nd in WHIP (1.10) and 3rd in opponents' average (.235).
- 2018**
 - Spent his first year of full-season ball with the Lansing Lugnuts (A) ... tied 3rd in the Midwest League in wins (10), 7th in innings (131.1) and tied 9th in strikeouts (115) ... set career highs in innings and strikeouts/en route to being named a Midwest League Midseason All-Star, pitched 1.0 scoreless inning with two strikeouts in the Midwest League All-Star Game on June 19 at Lansing's home field Cooley Law School Stadium.
 - Threw the longest scoreless streak of his career, 20.1 scoreless innings between June 15 and July 3, spanning 3 starts.
- 2017**
 - Spent the entire season with the Bluefield Blue Jays (R) in the Appalachian League, going a perfect 6-0 across 10 starts with a 3.80 ERA (20 ER in 47.1 IP) ... struck out 52 batters while walking only 7, producing the highest SO/9 of his career (9.89).
- 2016**
 - Split his first professional season between Toronto's Rookie affiliates in the Dominican Summer League and Gulf Coast League, making 13 combined appearances (12 starts) while pitching to a 4.14 ERA (23 ER in 50.0 IP) and a 1.22 WHIP ... transferred to the GCL Blue Jays less than a month into the season, on June 24, after four outings in the DSL where he never allowed more than one run in a game.

CAREER PITCHING

SEASON TEAM	W	L	ERA	G	GS	CG	SHO	SV	SVO	IP	H	R	ER	HR	HB	BB	IBB	SO	WHIP	AVG	AB	WP	BK	GIDP	TBF	NP-S	
2016 DSL Blue Jays (R)	0	0	2.45	4	3	0	0	0	0	11.0	7	3	3	0	1	3	0	11	0.91	.175	40	2	0	0	44	79-62	
GCL Blue Jays (R)	2	3	4.62	9	9	0	0	0	0	39.0	38	23	20	2	3	13	0	29	1.31	.257	148	6	0	3	169	286-220	
2017 Bluefield (R)	6	0	3.80	10	10	0	0	0	0	47.1	54	23	20	4	1	7	0	52	1.29	.284	190	4	1	4	200	730-505	
2018 Lansing (A)	10	5	4.52	28	22	0	0	1	2	131.1	142	74	66	12	7	42	0	115	1.40	.277	512	13	3	10	568	2033-1320	
2019 Dunedin (A+)	11	5	2.69	24	24	0	0	0	0	130.1	115	46	39	8	4	28	0	114	1.10	.235	489	3	0	8	523	2004-1346	
2020	Did not pitch (No Minor League season)																										
2021 New Hampshire (AA)	11	4	4.85	21	20	0	0	0	0	102.0	106	60	55	12	4	35	0	89	1.38	.265	400	9	1	6	441	1669-1086	
2022 New Hampshire (AA)	3	1	3.10	6	6	0	0	0	0	29.0	21	10	10	3	0	14	0	35	1.21	.198	106	2	0	0	122	465-287	
Buffalo (AAA)	2	0	0.66	5	3	0	0	0	0	27.1	10	2	2	2	1	10	0	29	0.73	.112	89	0	0	2	100	384-244	
Omaha (AAA)	1	1	8.44	7	6	0	0	0	0	21.1	35	24	20	3	2	9	0	22	2.06	.354	99	0	0	1	113	437-289	
TORONTO	0	0	3.05	9	2	0	0	0	0	20.2	15	9	7	4	0	5	0	20	0.97	.197	76	1	0	2	81	334-209	
KANSAS CITY	0	2	9.16	5	4	0	0	0	0	18.2	23	19	19	4	2	10	0	17	1.77	.307	75	1	0	1	89	363-223	
2023 Omaha (AAA)	5	6	5.13	18	17	0	0	0	0	93.0	92	60	53	26	2	24	0	73	1.25	.253	364	5	0	5	394	1493-967	
KANSAS CITY	0	1	4.43	7	0	0	0	0	0	20.1	20	10	10	2	3	9	1	10	1.43	.267	75	0	0	3	89	342-216	
MAJOR LEAGUE TOTALS (2 Seasons)	0	3	5.43	21	6	0	0	0	0	59.2	58	38	36	10	5	24	1	47	1.37	.257	226	2	0	6	259	1039-648	
Minor League Totals (7 Seasons)	51	25	4.10	132	120	0	0	1	2	631.2	620	325	288	72	25	185	0	569	1.27	.254	2437	44	5	39	2674	9580-6326	

SEASON / CAREER HIGHS

SEASON	CAREER
Last: 6/30/2023 vs. Iowa 6.0 (4x)	INNINGS PITCHED 7.0 (3x) Last: 5/20/2022 vs. Syracuse
4/9/2023 vs. Toledo 9	HITS ALLOWED 10 (2x) Last: 8/7/2021 vs. Hartford
4/20/2023 vs. Gwinnett 7	RUNS ALLOWED 8 (2x) Last: 6/10/2018 @ Fort Wayne
Last: 5/21/2023 @ CHICAGO (AL) 5 (2x)	EARNED RUNS ALLOWED 8 (2x) Last: 6/10/2018 @ Fort Wayne
7/28/2023 @ Columbus 3	HOME RUNS ALLOWED 3 7/28/2023 @ Columbus
8/8/2023 vs. Iowa 4	WALKS ALLOWED 4 (6x) Last: 9/25/2022 vs. SEATTLE
Last: 8/27/2023 vs. St. Paul 8 (4x)	STRIKEOUTS 9 5/30/2018 vs. Lake County
4/20/2023 @ Indianapolis 25	BATTERS FACED 26 (3x) Last: 5/20/2022 vs. Syracuse
6/3/2023 vs. Memphis 100	PITCHES THROWN 100 6/3/2023 vs. Memphis
6/9/2023 to 6/15/2023 8.1	SCORELESS STREAK 20.1 IP 6/15/2018 to 7/3/2018

2023 RUN SUPPORT (OMAHA STARTS ONLY)

RUNS SCORED	0	1	2	3	4	5	6	7	8	9	10+
GAMES	4	4	4	4	2	2	1			1	
PLAYER W-L	0-3	0-2		1-1	2-0	1-0				1-0	
TEAM W-L	1-3	0-4		2-2	2-0	1-1				1-0	

2023 GAME-BY-GAME

DATE	OPPONENT	RES	LEFT GAME	DEC	IP	H	R	ER	HR	HB	BB	SO	BF	NP-S
4/4	vs. Toledo	L, 9-2	Top 5th, losing 4-1	L	4.1	6	4	4	1	0	2	2	20	74-46
4/9	vs. Toledo	L, 8-2	Top 5th, losing 4-1	L	4.1	9	4	3	2	0	1	1	24	94-60
4/20	vs. Gwinnett	L, 9-3	End 5th, losing 7-3	L	5.0	6	7	4	1	0	3	2	23	75-46
4/26	@ Nashville	L, 5-0	Bottom 6th, losing 2-0	L	5.1	7	2	2	1	0	1	1	23	85-59
5/2	vs. Louisville	L, 10-4	Top 6th, losing 4-0	L	5.1	6	5	5	1	0	3	3	24	91-55
5/8	CHICAGO (AL) *	W, 12-5	END 9TH, WON 12-5	W	2.2	2	1	1	0	1	2	1	13	47-30
5/12	@ MILWAUKEE *	L, 5-1	BOTTOM 6TH, LOSING 3-0	L	4.1	6	2	2	1	0	3	4	20	80-49
5/15	@ SAN DIEGO *	L, 4-0	MIDDLE 7TH, LOSING 3-0	L	2.1	0	0	0	0	0	1	3	8	42-25
5/21	@ CHICAGO (AL) *	L, 5-2	BOTTOM 7TH, LOSING 5-2	L	4.2	8	5	5	1	0	0	1	22	76-52
5/28	@ St. Paul (Q)	L, 10-6	Middle 7th, winning 6-1	L	6.0	4	1	1	0	0	0	4	21	69-46
6/3	vs. Memphis	L, 4-2	Top 6th, losing 4-0	L	5.1	5	4	3	1	0	1	6	22	100-59
6/9	@ Indianapolis (Q)	W, 6-2	Middle 7th, winning 5-1	W	6.0	4	1	1	1	0	1	8	25	89-61
6/15	vs. Columbus (Q)	W, 4-2	End 6th, winning 3-2	W	6.0	4	2	2	2	1	0	0	21	75-51
6/21	@ Rochester	W, 7-3	Middle 6th, tied 3-3	L	5.0	6	3	2	1	0	0	4	21	94-61
6/30	vs. Iowa (Q)	L, 6-5	End 6th, tied 3-3	L	6.0	3	3	3	2	0	3	2	23	89-52
7/7	@ Gwinnett *	L, 9-6	End 8th, losing 9-6	L	4.0	3	3	3	2	0	4	15	59-39	
7/19	DETROIT *	W, 12-5	MIDDLE 9TH, LOSING 3-2	L	3.0	1	0	0	0	0	0	1	10	37-28
7/22	vs. St. Paul	W, 8-5	Top 5th, losing 4-0	L	4.1	7	4	4	2	0	0	2	20	67-49
7/28	@ Columbus	W, 7-6	Bottom 6th, winning 6-4	W	5.1	6	4	4	3	0	0	6	22	88-63
8/2	@ Louisville	L, 5-4	Middle 6th, losing 4-1	L	5.0	3	4	3	1	1	1	8	22	85-56
8/8	vs. Iowa	L, 8-2	Top 6th, losing 2-1	L	5.2	3	2	2	2	0	4	8	24	93-56
8/15	SEATTLE *	L, 10-8 (10)	TOP 7TH, LOSING 8-5	L	1.2	1	1	1	0	1	1	0	8	32-18
8/17	SEATTLE *	L, 6-4	TOP 6TH, LOSING 2-1	L	1.2	2	1	1	0	1	2	0	8	28-14
8/22	vs. St. Paul	W, 14-4	End 5th, winning 9-4	W	5.0	5	4	4	2	0	2	4	22	71-47
8/27	vs. St. Paul	W, 5-3	End 5th, winning 5-3	W	5.0	5	3	3	1	0	2	8	22	95-61

(Q) Indicates Quality Start

* Indicates Relief Appearance

INDICATES GAME WITH KANSAS CITY

2023 BATTED BALL STATISTICS (TRIPLE-A ONLY)

BABIP	GB/FB	LD%	GB%	FB%	IFFB%	HR/FB	Pull%	Cent%	Oppo%	SwStr%
.245	1.02	20.6%	40.1%	39.4%	20.4%	23.0%	41.7%	28.8%	29.5%	9.2%

vs. LOUISVILLE IN 2023

W	L	ERA	G	GS	CG	SHO	GF	HLD	SV	SVO	IP	H	R	ER	HR	HB	BB	IBB	SO	WHIP	AVG
0	1	6.97	2	2	0	0	0	0	0	0	10.1	9	9	8	2	1	4	0	11	1.26	.225

vs. LOUISVILLE HITTERS IN 2023

PLAYER	AVG	AB	H	2B	3B	HR	RBI	BB	SO	PLAYER	AVG	AB	H	2B	3B	HR	RBI	BB	SO	
Barrero, J	.000	2	0	0	0	0	0	0	2	Martini, N	.667	3	2	1	0	0	0	1	0	1
Benson, W	.667	3	2	0	0	1	2	0	1	McLain, M	.500	2	1	0	0	0	2	1	0	0
De La Cruz, E	.000	3	0	0	0	0	0	0	1	Ramos, H	.333	3	1	0	0	1	2	0	1	
Encarnacion-Strand, C	.333	3	1	0	0	0	0	0	1	Reynolds, M	.000	3	0	0	0	0	0	0	0	1
Hopkins, T	.000	2	0	0	0	0	0	3	1	Robinson, C	.250	4	1	0	0	0	0	0	0	0
Lopez, A	.250	4	1	0	0	0	0	0	0	Siani, M	.000	4	0	0	0	0	0	0	0	0
Marte, N	.000	2	0	0	0	0	0	0	2	Vosler, J	.000	2	0	0	0	0	0	0	0	0

PLAYER

QUICK NOTES

CAREER HIGHS

47 DYLAN COLEMAN

RHP • R/R • 6'5" • 235 lbs • 9/16/1996 (26)
Traded from San Diego — 11/5/2020
Drafted by San Diego — 2018, 4th Round (Missouri State)
Born: Potosi, Missouri • Resides: Mineral Point, Missouri

- 2023: Made his second consecutive Opening Day Roster with the Royals & allowed 10 ER in 5.0 IP (18.00 ERA) in 5 games with 7 H, 7 BB & 5 K ... optioned to Omaha on 4/14, appeared in his first game 5/2 vs. LOU ... 14 of 20 his first Omaha appearances were scoreless ... 37 of 64 outs he's recorded with Omaha this year are strikeouts (22 on Sweeper, 14 on 4SFB) 14.48 K/9 (37 K in 23.0 IP) ... 6 of his last 7 Chasers games were scoreless into early July, then recalled on 7/5 and pitched 18 games with KC (11 scoreless), had 5.40 ERA (8 ER in 13.1 IP) with 12 BB & 16 K ... optioned to Omaha 8/22.
- 2022: Spent nearly the entire season in Kansas City, pitching in 68 games for the Royals with a 5-2 record and 2.78 (21 ER in 68.0 IP) and 71 strikeouts ... 2nd-most appearances among rookie relievers, 8th in ERA, and 9th in strikeouts ... did not allow a HR over the final 26.0 innings of the season ... pitched 1 game for Omaha on May 24.
- 2021: Opened the season in NW Arkansas (AA) and assigned to Omaha on 7/8 ... earned his first MLB call-up on 9/20 and pitched in 5 games for Kansas City with 7 K in 6.1 IP.

4SFB (95-97), SW (81.0), SL (90.1)

CONSECUTIVE BATTERS RETIRED: 2 (9/1)

SCORELESS STREAK: 0.2 (9/1)

IP	3.0	8/31/19 vs. Lansing
K	4	(4x) Last: 9/12/21 @ St. Paul
BB	4	4/10/23 @ TEXAS
H	5	7/4/21 @ Springfield
ER	6	4/10/23 @ TEXAS
NP	38	8/22/18 @ Great Lakes

36 BRETT DE GEUS

RHP • R/R • 6'2" • 190 lbs • 11/4/1997 (25)
Signed 5/12/2023 as a Minor League Free Agent
Born/Resides: Pleasanton, California

- 2023: Opened the season with the Frederick team in the independent Atlantic League, pitched 5 games with 3.00 ERA (2 ER in 6.0 IP) and was signed by Kansas City as a minor league free agent on 5/12, then assigned to NW Arkansas (AA) on 5/30 ... pitched 19 games (2 starts) for NWA and went 2-1 with a 2.97 ERA (11 ER in 33.1 IP) with 28 strikeouts to 8 walks (3.3 K/BB) ... assigned to Omaha on 8/10, has allowed a run in 4 of 6 outings with OMA, but had a perfect 9th inning in 8/31 vs. LOU.
- 2022: After being outrighted off the 40-man roster by Arizona in December 2021, opened the season with Amarillo (AA) and pitched 17 games for the Sod Poodles, before being released on 6/6 ... finished the year with the York Revolution in the independent Atlantic League and pitched in 33 games, with a 2-2 record and 6.43 ERA (25 ER in 35.0 IP).
- 2021: Was selected by the Texas Rangers from the Dodgers organization with the 2nd pick in the 2020 Rule 5 Draft and made the Rangers' Opening Day roster in 2021, made his MLB debut 4/1/21 @ Kansas City with 3 ER in 1.0 IP ... was designated for assignment 6/23/21 after posting a 8.44 ERA over 19 games for Texas ... claimed off waivers by Arizona on 6/25 and went 3-2 with a 6.56 ERA and 15 strikeouts over 28 relief appearances, then was designated for assignment in November.

SNK (93-96), CUT (88.9), CB (83.0)

CONSECUTIVE BATTERS RETIRED: 0

SCORELESS STREAK: 0.0 IP

IP	6.0	(3x) Last: 8/24/18 @ Orem
K	7	6/28/18 @ Orem
BB	4	(2x) Last: 5/7/19 @ Kane County
H	9	(2x) Last: 8/29/18 vs. Idaho Falls
ER	6	8/19/18 vs. Billings
NP	94	8/24/18 @ Orem

55 JONAH DIPOTO

RHP • R/R • 6'1" • 225 lbs • 9/3/1996 (26)
2019 MLB Draft — Round 35 (UC San Diego)
Born: Queens, New York • Resides: San Diego, California

- 2023: For the 2nd straight year, made his spring debut with a scoreless Cactus League inning against his dad's Seattle Mariners, on 2/26 ... opened the regular season with NW Arkansas (AA), pitched 10.1 scoreless innings with 1 ER and 13 K across 7 relief outings ... assigned to Omaha (AAA) on 5/3, has not allowed an earned run in 18 of 29 outings with Omaha, including 3.0 scoreless with 5 K on 8/24 vs. STP ... a streak of 6 straight scoreless games from 6/8 to 6/30 with 1 ER in 9.2 IP in June (0.93 ERA).
- 2022: Pitched a scoreless Cactus League inning with a strikeout on 3/29 against his dad's Seattle Mariners ... spent the entire season with NW Arkansas (AA) and led the Nationals with 42 games pitched ... 11.87 K/9 ranked second among Royals minor leaguers (min. 60.0 IP), .212 opponents' batting average and 28.1% K% ranked 3rd.
- MISC: Full name is *Jonah Seaver Dipoto*, after Tom Seaver ... father Jerry Dipoto is currently the President of Baseball Operations for the Seattle Mariners, formerly their GM.

SNK (93-95), SL (81.7), CB (80.2)

CONSECUTIVE BATTERS RETIRED: 1 (8/31)

SCORELESS STREAK: 6.2 IP (8/19 to 8/31)

IP	3.0	(5x) Last: 8/24/23 vs. St. Paul
K	6	5/16/21 vs. Cedar Rapids
BB	4	(2x) Last: 4/8/22 @ Springfield
H	6	8/24/23 vs. St. Paul
ER	4	(3x) Last: 8/11/23 vs. Iowa
NP	50	8/24/22 vs. Springfield

38 TAYLOR HEARN

LHP • L/L • 6'6" • 230 lbs • 8/30/1994 (28)
Traded from Atlanta — 7/30/2023
Drafted by Washington — 2015, 5th Round
Born: Roysie City, Texas • Resides: Rockwell, Texas

- 2023: Made Texas' Opening Day roster, but optioned to Triple-A 4/13 and has spent most of the season at Round Rock (AAA), where he had a 3.66 ERA (16 ER in 39.1 IP) with 54 strikeouts (12.4 K/9) in 24 appearances (2 starts) ... DFA'd by Texas 7/19 and acquired by Atlanta on Monday 7/24, and has pitched in 5 MLB games this season, 4 with the Rangers and 1 with the Braves ... acquired by Kansas City 7/30 in exchange for Nicky Lopez, optioned to Omaha ... did not allow an ER over 3.1 IP with Omaha, called up to KC 8/8 and appeared in 8 games with a 8.22 ERA (7 ER in 7.2 IP), optioned 8/29.
- 2022: Spent most of the season with Texas, appearing in 31 games (13 starts) over 3 stints ... set MLB career highs in strikeouts (97), starts (13), and wins (6-tied) ... opened the year as part of the Rangers rotation and went 4-5, 6.25 ERA (41 ER in 59.0 IP) over 13 starts, pitched in relief over his final 18 outings of the season, going 2-3 with one save and a 3.51 ERA (16 ER in 41.0 IP) in that span ... had 5 relief outings of 3.0+ SHO IP ... in 3 games 2 starts with Round Rock (AAA), went 1-0 with a 6.00 ERA (8 ER/12.0 IP) and 20 K.
- 2021: Spent the entire year in the big leagues the Rangers and split time in the bullpen and rotation, going 6-6 with a 4.66 ERA (54 ER in 104.1 IP) in 42 games (11 starts), finished among staff leaders in relief strikeouts (2nd, 55), W (13rd, 6), and G (13rd, 42) ... was one of 2 MLB players to make 30+ relief appearances and 10+ starts in 2021 ... selected as winner of the Richard Durrett Hardest Working Man Award by the DFW chapter of the Baseball Writers' Association of America.

4SFB (94.8), SL (84.3), SNK (93.3), CH (88.9)

CONSECUTIVE BATTERS RETIRED: 1 (9/1)

SCORELESS STREAK: 2.0 IP (9/1)

IP	7.0	(4x) Last: 9/5/2021 @ LOS ANGELES (AL)
K	10	(2x) Last: 6/14/2018 @ Binghamton
BB	4	(12x) Last: 6/2/2022 vs. TAMPA BAY
H	10	6/18/2022 @ DETROIT
ER	8	6/18/2022 @ DETROIT
NP	106	6/7/2018 vs. Reading

54 JONATHAN HEASLEY

RHP • R/R • 6'3" • 235 lbs • 1/27/1997 (26)
2018 MLB Draft — Round 13 (Oklahoma State)
Born: Plano, Texas • Resides: Dallas, Texas

- 2023: Opened the year in Omaha's rotation, on his 4th stint with the Storm Chasers after 3 stints with the Royals ... in 12 MLB games, has a 7.20 ERA (12 ER in 15.0 IP) with 9 strikeouts and 2 walks ... first 13 Triple-A appearances were starts, his next 5 were in relief, including the first two times as the "bulk pitcher behind an opener ... 2 of first 4 starts were quality starts, 4/7 vs. TOL (6.0 IP, 2 ER) and 4/19 vs. GWN (7.0 IP, 3 ER) ... earned his first pro save with 1.0 scoreless IP on 8/27 vs. STP.
- 2022: Split the season between KC and Omaha, making 21 starts over four stints with the Royals, plus nine starts with the Chasers ... 21 MLB starts ranked 7th among Major League rookies ... opened the year in Triple-A, made six starts before his first call-up to KC on 5/12 ... across all nine outings with Omaha, struck out 45 in 39.1 innings (10.3 K/9).
- 2021: Named Kansas City's Double-A Pitcher of the Year with NW Arkansas (AA) and spent much of the season with the Nationals before making his MLB debut with Kansas City on 9/17 and finishing the year with the Royals ... in 22 appearances (21 starts) with NWA, went 7-3 with a 3.33 ERA (39 ER in 105.1 IP) and 120 strikeouts (10.3 K/9).

4SFB (92-94), CB (79.3), SWP (83.0), CH (85.6)

CONSECUTIVE BATTERS RETIRED: 3 (9/1)

SCORELESS STREAK: 5.1 IP (8/23 to 9/1)

IP	7.0	(4x) Last: 4/19/23 vs. Gwinnett
K	12	6/25/19 vs. Columbia
BB	6	(2x) Last: 5/25/22 @ ARIZONA
H	11	5/21/23 vs. Toledo
ER	11	4/13/23 @ Iowa
NP	108	9/3/22 @ DETROIT

62 WILL KLEIN

RHP • R/R • 6'5" • 230 lbs • 11/28/1999 (23)
2020 MLB Draft — Round 5 (Eastern Illinois)
Born: Maryville, Tenn. • Resides: Bloomington, Ind.

- Ranked by MLB Pipeline as the No. 26 Royals prospect ... Ranked by Baseball America as the No. 22 Royals prospect
- 2023: Allowed at least 1 run in 9 straight outings from 7/26 to 8/23 ... 15 ER in his last 14.0 IP (9.64 ERA) ... opened the season with NW Arkansas (AA) and appeared in 21 games out of the bullpen, with a 3.38 ERA (11 ER in 29.1 IP) and 44 strikeouts to 14 walks ... did not allow a run over his final 11.0 IP (6 games) with NWA ... promoted to Omaha on 6/13, made his Triple-A debut on 6/14 vs. COL with 2.0 scoreless IP 5 K including his first 3 ... fastball averages 97.3 ... of 100.7mph ... threw 0.1 IP in Futures Game on 7/8 in Seattle, 2 BB and took the L ... allowed 3 ER in his first 15.2 IP (1.72 ERA) and 12 games with Omaha.
- 2022: Opened the season on Injured List with shin splints, assigned to NW Arkansas (AA) on May 14, where he spent the entire season ... over 30 outings (3 starts), had a 10.51 ERA (51 ER in 43.2 IP) and 55 strikeouts to 51 walks (1.08 K/BB) ... among Royals Minor League pitchers (min. 40.0 IP), his 11.34 K/9 ranked 6th-best, and 22.0% BB% was last.
- 2021: Began his professional career in Quad Cities (A+), pitching in 36 games out of the bullpen for the River Bandits ... went 7-1 with four saves and a 3.58 ERA (25 ER in 70.1 IP and 121 strikeouts) ... named an MiLB.com Organization All-Star and recognized as the Royals' Pitching Prospect of the Year by MLB Pipeline.

4SFB (96-99), CB (81.6), CUT (88.4)

CONSECUTIVE BATTERS RETIRED: 1 (8/29)

SCORELESS STREAK: 2.2 IP (8/26 to 8/29)

IP	3.0	(5x) Last: 8/12/21 vs. Beloit
K	6	(5x) Last: 8/12/21 vs. Beloit
BB	5	(2x) Last: 6/2/22 vs. Corpus Christi
H	6	8/24/22 vs. Springfield
ER	7	8/24/22 vs. Springfield
NP	56	7/1/21 vs. Cedar Rapids

40 WALTER PENNINGTON

LHP • L/L • 6'2" • 205 lbs • 4/14/1998 (25)
Signed 8/19/2020 as an Undrafted Free Agent (Coca-Cola School of Mines)
Born: Englewood, Colo. • Resides: Broomfield, Colo.

- 2023: Opened the season with NW Arkansas (AA) and pitched 9.2 scoreless innings with 11 strikeouts across 8 relief outings, allowed 4 and 4 BB for a 0.83 WHIP and .129 BAA ... assigned to Omaha (AAA) on 5/3 and made his Triple-A debut 5/5 vs. LOU, struck out his first 2 batters in a 1-2-3 7th inning ... four straight scoreless between 5/13 and 5/24 ... has not allowed an earned run in 21 of 34 OMA appearances this year, has three 3.0 IP outings ... struck out 4 in the 8th inning on 8/22 vs. STP ... made opener start 8/25 vs. STP and threw 3.0 scoreless IP with 3 K.
- 2022: Opened the season with Quad Cities (A+) and pitched 5.2 scoreless innings with nine strikeouts, across three relief outings ... assigned to NW Arkansas (AA) on 4/21, where he ended the season ... earned decisions in 5 of first 6 outings with Naturals (3 W, 1 L, 1 SV) ... 13 of 33 NWA outings were scoreless, allowed 1 ER or less in 20 of 33 ... made first pro start 6/22 vs. SPR ... was on the Injured List from 8/18 to 9/1, threw scoreless 8th inning in first outing back 9/3.
- MISC: Graduated from the Colorado School of Mines with a mechanical engineering degree, threw 224.2 innings, but also hit .288 with a 1.142 OPS as an outfielder.

SNK (92-94), SL (83.3), CH (86.5)

CONSECUTIVE BATTERS RETIRED: 1 (8/25)

SCORELESS STREAK: 4.0 IP (8/22 to 8/25)

IP	3.2	7/16/21 @ Myrtle Beach
K	5	(2x) Last: 4/15/22 vs. Cedar Rapids
BB	4	(3x) 8/17/22 vs. San Antonio
H	5	(4x) Last: 8/13/22 @ Arkansas
ER	6	8/17/22 vs. San Antonio
NP	58	6/22/22 vs. Springfield

45 EVAN SISK

LHP • L/L • 6'2" • 195 lbs • 4/23/1997 (26)
Traded from Minnesota — 1/24/2023
Drafted by St. Louis — 2018, 16th Round (College of Charleston)
Born: Pineville, N.C. • Resides: Chester, S.C.

- 2023: Has not allowed an earned run in 30 of his team-best 49 appearances, 4th in the league in games pitched ... has allowed 2+ ER in 11 outings ... threw 2.0 perfect innings 5/6 vs. LOU, season-high 2.1 shutout innings 6/7 @ IND ... has 15 outings of 1.0 IP+ this season, including 3 opener starts ... has 10 scoreless outings that have lasted less than 1.0 inning.
- 2022: Split his first full season in the Twins organization between Wichita (AA) and St. Paul (AAA), earned Minnesota MiLB.com Organization All-Star honors as a relief pitcher ... posted a 1.57 ERA (11 ER in 63.0 IP) with 76 strikeouts against 29 walks (10.86 K/9 and 2.62 K/BB) across 50 games between the two levels, the best ERA in 2022 among all MiLB relievers that made 50+ appearances and threw a minimum of 60.0 IP.
- 2021: Began the season in the Cardinals organization, acquired by Minnesota via trade on July 30 ... split the year between Peoria (A+), Springfield (AA) and Wichita (AA), combining to pitch in 39 games with a 3-1 record and 3.91 ERA (23 ER in 53.0 IP), striking out 69 with 35 walks.

SNK (90-93), SL (7891), 4SFB (89.9), CH (85.0)

CONSECUTIVE BATTERS RETIRED: 1 (8/31)

SCORELESS STREAK: 1.1 IP (8/26 to 8/31)

IP	3.0	(5x) Last: 6/18/21 @ Wichita
K	5	(4x) Last: 8/20/21 @ Springfield
BB	3	(6x) Last: 7/16/23 vs. Indianapolis
H	5	(3x) Last: 8/12/21 @ Tulsa
ER	4	(4x) Last: 8/9/23 vs. Iowa
NP	55	8/20/21 @ Springfield

RELIEVERS

PITCHER	LEAD	TRAIL	TIED
31 Bowlan, Jonathan	2	-	-
50 Castillo, Max	-	1	-
47 Coleman, Dylan	11	1	1
36 de Geus Brett	1	5	-
55 Dipoto, Jonah	9	17	3
38 Hearn, Taylor	1	3	-
54 Heasley, Jonathan	5	3	1
62 Klein, Will	14	6	2
35 Parrish, Drew	1	1	-
40 Pennington, Walter	14	15	4
47 Sisk, Evan	18	22	6
56 Veneziano, Anthony	1	-	-
SEASON (INCLUDING INACTIVE)	188	199	40

ENTRANCE SITUATION

LEAD	TRAIL	TIED
2	-	-
-	1	-
11	1	1
1	5	-
9	17	3
1	3	-
5	3	1
14	6	2
1	1	-
14	15	4
18	22	6
1	-	-
188	199	40

INNING ENTERING THE GAME

1	2	3	4	5	6	7	8	9	10+
-	-	1	-	-	1	-	-	-	-
-	-	-	-	1	-	-	-	-	-
-	-	-	-	2	4	13	4	-	-
-	-	2	-	2	1	-	1	-	-
-	-	2	2	2	9	5	6	2	1
-	-	-	-	1	2	1	-	-	-
-	-	1	-	2	2	-	1	3	-
-	-	-	-	1	4	3	5	9	-
-	-	1	-	1	-	-	-	-	-
-	-	4	3	12	7	4	3	-	-
-	-	1	1	1	10	13	12	7	1
-	-	-	-	1	-	-	-	-	-
1	1	17	16	43	85	92	93	76	3

INHERITED RUNNERS

BR INHER.	BR SCORE	% SCORE
-	-	-
-	-	-
9	4	44.4%
2	2	100.0%
25	12	48.0%
4	4	100.0%
1	0	0.0%
8	2	25.0%
-	-	-
23	7	30.4%
30	10	33.3%
-	-	-
212	85	40.1%

1-2-3 INNINGS

TOTAL	POSSIBLE	% 1-2-3
2	8	25.0%
2	4	50.0%
7	20	35.0%
2	6	33.3%
8	26	30.8%
0	3	0.0%
3	16	18.8%
9	25	36.0%
3	7	42.9%
12	29	41.4%
6	28	21.4%
0	1	0.0%
119	423	28.1%

STORM CHASERS BULLPEN USAGE (PITCH COUNT, LAST TWO WEEKS)

DAY OF WEEK	TUE	WED	THU	FRI	SAT	SUN	MON	TUE	WED	THU	FRI	SAT	SUN	LAST OMAHA RELIEF APPEARANCE
DATE	8/22	8/23	8/24	8/25	8/26	8/27	8/28	8/29	8/30	8/31	9/1	9/2	9/3	GAME
57 Coleman, Dylan				11			20 (KC)	19			29			FRI 9/1 vs. Louisville
36 de Geus Brett			40							12	17			FRI 9/1 vs. Louisville
55 Dipoto, Jonah			49							20				THU 8/31 vs. Louisville
38 Hearn, Taylor (L)				27 (KC)							28			FRI 9/1 vs. Louisville
54 Heasley, Jonathan		32			17	19					10			FRI 9/1 vs. Louisville
62 Klein, Will		30			39			32						TUE 8/29 vs. Louisville
40 Pennington, Walter (L)	19			33 (START)					37					WED 8/30 vs. Louisville
45 Sisk, Evan (L)		7			24					22				THU 8/31 vs. Louisville

OMAHA STARTING PITCHER SPLITS

PITCHER	GS	W-L	TEAM W-L	R SUPPORT	SUPPORT/GS
50 Castillo, Max	17	5-6	7-10	47	2.76
35 Parrish, Drew	15	3-5	8-7	59	3.93
56 Veneziano, Anthony	14	4-3	7-7	36	2.57
54 Heasley, Jonathan	14	1-5	8-6	40	2.86
31 Bowlan, Jonathan	9	3-5	11-1	20	2.22
Cox, Austin	9	2-1	5-18	27	3.00
Mayers, Mike	8	2-1	3-5	15	1.88
Zerpa, Angel	6	0-2	1-5	16	2.67
57 Hoffmann, Andrew	4	1-2	2-2	11	2.75
Ragans, Cole	4	2-0	3-1	15	3.75
Lynch, Daniel	4	2-0	3-1	15	3.75
45 Sisk, Evan	3	0-0	0-3	1	0.33
Yarbrough, Ryan	3	0-0	1-2	5	1.67
Marsh, Alec	3	2-0	2-1	14	4.67
Mengden, Daniel	3	0-0	3-0	7	2.33
Keller, Brad	2	0-0	1-1	5	2.50
McArthur, James	2	0-0	1-1	5	2.50
40 Pennington, Walter	1	0-0	0-1	3	3.00
62 Klein, Will	1	0-0	0-1	0	0.00
Barlow, Joe	1	0-0	0-1	1	1.00
Martinez, Marcelo	1	0-1	0-1	1	1.00
Kowar, Jackson	1	0-1	0-1	1	1.00
TOTALS	125			334	2.67

1st Pitch Strikes

FPS	TBF	% FPS
241	380	63.4%
156	295	52.9%
179	305	58.7%
179	307	58.3%
90	191	47.1%
90	161	55.9%
99	160	61.9%
47	126	45.2%
47	89	52.8%
42	81	51.9%
43	75	57.3%
20	29	69.0%
37	53	69.8%
46	66	69.7%
19	49	38.8%
12	19	63.2%
12	19	63.2%
6	9	66.7%
3	5	60.0%
6	11	54.5%
13	22	59.1%
9	14	64.3%
1,424	2,457	58.0%

1-2-3 INNINGS

TOTAL	POSSIBLE	% 1-2-3
30	85	35.3%
13	56	23.2%
19	69	27.5%
19	64	29.7%
13	39	33.3%
14	40	35.0%
9	34	26.5%
8	26	30.8%
4	17	23.5%
4	15	26.7%
6	17	35.3%
1	6	16.7%
5	14	35.7%
1	15	6.7%
2	7	28.6%
0	4	0.0%
3	5	60.0%
1	3	33.3%
0	1	0.0%
0	2	0.0%
2	5	40.0%
0	2	0.0%
153	525	29.1%

OMAHA STARTERS VS. RELIEVERS

STARTERS	RELIEVERS
27-33	W-L
5.40	ERA
553.0	INNINGS
583 (106)	HITS (HR)
346 (332)	R (ER)
256	BB
505	K
1.52	WHIP
.272	AVG
30-35	
5.58	
545.0	
558 (73)	
385 (338)	
354	
608	
1.67	
.264	

OMAHA STARTING PITCHER/CATCHER MATCHUPS

	PITCHER	LOGAN PORTER						JAKSON REETZ						JOSE BRICEÑO						FREDDY FERMIN						TOTALS												
		GS	W-L	ERA	IP	ER	BB	SO	GS	W-L	ERA	IP	ER	BB	SO	GS	W-L	ERA	IP	ER	BB	SO	GS	W-L	ERA	IP	ER	BB	SO	GS	W-L	ERA	IP	ER	BB	SO		
50	Castillo, Max	7	3-2	4.91	36.2	20	9	28	4	1-2	3.97	22.2	10	5	21	4	1-0	5.31	20.1	12	5	16	2	0-2	7.71	9.1	8	5	4	17	5-6	5.06	89.0	50	24	65		
35	Parrish, Drew	9	2-4	10.38	34.2	40	27	22	3	1-0	14.46	12.1	2	12	10	1	0-1	5.40	5.0	3	4	2	2	0-0	3.86	7.0	3	3	11	15	3-5	7.32	59.0	48	46	43		
56	Veneziano, Anthony	7	2-0	3.16	37.0	14	13	33	2	1-0	8.59	7.1	7	6	6	5	1-3	4.28	27.1	13	13	26	14	4-3	4.14	71.2	33	32	63	14	4-3	4.14	71.2	33	32	63		
54	Heasley, Jonathan	7	0-4	7.83	33.1	29	11	35	3	0-0	4.12	15.1	7	7	11	4	1-1	10.20	17.2	21	9	16	14	1-5	7.73	66.1	57	27	62	14	1-5	7.73	66.1	57	27	62		
31	Bowlan, Jonathan	8	3-4	5.22	39.2	23	20	33	-	-	-	-	-	-	-	1	0-1	23.63	2.2	7	3	4	9	3-5	6.38	42.1	30	23	37	9	3-5	6.38	42.1	30	23	37		
	Cox, Austin	7	1-1	3.72	29.0	12	13	25	2	1-0	0.82	11.0	1	6	9	-	-	-	-	-	-	-	3	0-1	10.50	12	14	6	9	8	2-1	2.93	40.0	13	19	34		
	Mayers, Mike	4	0-2	7.63	15.1	13	10	19	5	2-0	4.91	22.0	12	11	20	2	0-0	0.79	11.1	1	3	4	3	0-1	10.50	12	14	6	9	9	2-1	6.88	34.0	26	17	29		
	Zerpa, Angel	3	1-1	9.45	13.1	15	4	21	-	-	-	-	-	-	-	2	0-0	0.79	11.1	1	3	4	-	-	-	-	-	-	6	0-2	4.73	26.2	14	13	23			
57	Hoffmann, Andrew	4	2-1	4.82	18.2	10	10	22	1	0-1	1.93	4.2	1	6	8	1	0-1	1.93	4.2	1	6	8	4	1-2	7.50	18.0	15	10	29	4	1-2	7.50	18.0	15	10	29		
	Ragans, Cole	1	1-0	0.00	6.0	0	0	5	3	1-0	5.25	12.0	7	3	13	-	-	-	-	-	-	-	-	-	-	-	-	-	4	2-1	4.82	18.2	10	10	22			
	Lynch, Daniel	1	0-0	3.86	2.1	1	2	3	-	-	-	-	-	-	-	-	-	-	-	-	-	-	-	-	-	-	-	4	2-0	3.50	18.0	7	3	18				
45	Sisk, Evan	1	0-0	3.86	4.2	2	1	9	-	-	-	-	-	-	-	2	0-0	4.50	4.0	2	3	2	-	-	-	-	-	3	0-0	4.26	6.1	3	5	5				
	Yarbrough, Ryan	1	0-0	3.86	4.2	2	1	9	-	-	-	-	-	-	-	2	0-0	0.00	10.0	0	1	9	-	-	-	-	-	3	0-0	1.23	14.2	2	2	18				
	Marsh, Alec	3	2-0	2.40	15.0	4	7	19	-	-	-	-	-	-	-	-	-	-	-	-	-	-	-	-	-	-	-	3	2-0	2.40	15.0	4	7	19				
	Mengden, Daniel	2	0-0	5.87	7.2	5	4	19	1	0-0	3.00	3.0	1	1	4	-	-	-	-	-	-	-	-	-	-	-	-	3	0-0	5.06	10.2	6	5	9				
	Keller, Brad	1	0-0	4.50	2.0	1	2	3	-	-	-	-	-	-	-	1	0-0	0.00	2.0	0	3	0	-	-	-	-	-	2	0-0	2.25	4.0	1	5	3				
	McArthur, James	1	0-0	0.00	3.0	0	0	5	-	-	-	-	-	-	-	1	0-0	0.00	2.0	0	3	0	-	-	-	-	-	2	0-0	0.00	5.0	0	0	7				
40	Pennington, Walter	1	0-0	0.00	3.0	0	0	3	-	-	-	-	-	-	-	1	0-0	0.00	2.0	0	3	0	-	-	-	-	-	1	0-0	0.00	3.0	0	0	3				
62	Klein, Will	1	0-0	9.00	1.0	1	1	2	-	-	-	-	-	-	-	-	-	-	-	-	-	-	-	-	-	-	-	1	0-0	9.00	1.0	1	1	2				
	Barlow, Joe	1	0-0	13.50	2.0	3	2	0	-	-	-	-	-	-	-	-	-	-	-	-	-	-	-	-	-	-	-	1	0-0	13.50	2.0	3	2	0				
	Martinez, Marcelo	1	0-1	9.00	5.0	5	1	3	-	-	-	-	-	-	-	-	-	-	-	-	-	-	-	-	-	-	-	1	0-1	9.00	5.0	5	1	3				
	Kowar, Jackson	-	-	-	-	-	-	-	-	-	-	-	-	-	-	-	-	-	-	-	-	-	1	0-1	13.50	2.2	4	4	3	-	0-1	13.50	2.2	4	4	3		
	Relievers	-	17-21	5.73	317.1	231	209	357	-	4-8	5.29	98.2	58	64	119	-	4-5	5.86	73.7	48	50	81	-	5-7	4.97	54.1	30	31	57	-	30-35	5.58	545.0	338	354	601		
	TOTALS	70	34-41	5.72	626.2	398	346	646	23	11-10	4.62	204.1	105	115	213	20	6-11	4.80	163.0	87	91	154	12	6-6	6.99	103.0	80	58	100	125	57-68	5.49	1098.0	670	610	1171		
	CS/ATT			19/96		PCT		19.79%	CS/ATT		5/29		PCT	17.24%	CS/ATT		11/24		PCT	45.83%	CS/ATT		3/10		PCT	30.00%	CS/ATT			36/156		PCT	23.07%					

OMAHA CATCHER PITCHING STATS

CATCHERS	W	L	ERA	GS	SV	IP	H	R	ER	HR	HB	BB	IBB	SO	WHIP	AVG	WP	GDP	TBF	SB	CS	ATT	%CS	PB
14 Logan Porter	34	41	5.72	70	13	626.2	658	434	398	118	40	346	6	646	1.60	.270	35	60	2,851	77	19	96	19.79%	8
Jakson Reetz	11	10	4.62	23	8	204.1	203	117	105	24	13	115	0	213	1.56	.258	16	15	925	24	5	29	17.24%	0
José Briceño	6	11	4.80	20	1	163.0	161	95	87	20	6	91	1	154	1.55	.261	9	17	720	13	11	24	45.83%	0
Freddy Fermin	6	6	6.99	12	2	103.0	119	85	80	17	8	58	1	100	1.72	.288	9	8	488	7	3	10	30.00%	2

PITCH TIMER VIOLATIONS CALLED ON OMAHA PITCHERS (17)

DATE	PITCHER (# IN '23)	INNING	UMPIRE	COUNT AT CALL	BATTER RESULT (COUNT)	DATE	PITCHER (# IN
------	--------------------	--------	--------	---------------	-----------------------	------	---------------

PLAYER

19 CJ ALEXANDER

INFIELDER • L/L • 6'3" • 215 • 7/17/1996 (27)
Signed 1/18/2023 as a Minor League Free Agent
Drafted by Atlanta — 2018, 20th Round
Born: Caracas, Venezuela • Resides: Surprise, Arizona

60 JOSÉ BRICEÑO

CATCHER • R/R • 6'3" • 230 • 9/19/1993 (29)
Signed 1/18/2023 as a Minor League Free Agent
Originally signed 4/29/2010 with Colorado (Intl. F.A.)
Born: Caracas, Venezuela • Resides: Mesa, Arizona

17 ANGELO CASTELLANO

INFIELDER • R/R • 6'0" • 165 • 1/13/1995 (28)
Signed 7/16/2011 as an International Free Agent
Born/Resides: San Diego, Venezuela

6 CLAY DUNGAN

INFIELDER • L/R • 6'1" • 195 • 6/2/1996 (27)
2019 MLB Draft — Round 9 (Indiana State)
Born: Muncie, Indiana • Resides: Alexandria, Indiana

24 NATE EATON

INFIELDER/OUTFIELD • R/R • 5'11" • 200 • 12/22/1996 (26)
2018 MLB Draft — Round 21 (VMI)
Born/Resides: Chester, Virginia

28 TYLER GENTRY

OUTFIELDER • R/R • 6'2" • 215 • 2/1/1999 (24)
2020 MLB Draft — Round 3 (Alabama)
Born: Memphis, Tenn. • Resides: Arlington, Tenn.

34 DEVIN MANN

INFIELDER • R/R • 6'3" • 210 • 2/11/1997 (26)
Trade from Los Angeles (NL) — 8/1/2023
Drafted by Los Angeles (NL) — 2018, 5th Round (Louisville)
Born/Resides: Columbus, Indiana

3 MORGAN MCCULLOUGH

INFIELDER • L/R • 5'10" • 190 • 12/12/1995 (25)
Signed 2/24/2022 as a Minor League Free Agent
Drafted by Los Angeles (AL) — 2019, 22nd Round (Alabama)
Born/Resides: Seattle, Washington

14 LOGAN PORTER

CATCHER/INFIELDER • R/R • 6'0" • 200 • 7/12/1995 (28)
Signed 6/21/2018 as an Undrafted Free Agent (Dixie State)
Born: Phoenix, Arizona • Resides: Surprise, Arizona

25 NICK PRATTO (MLB REHAB)

INFIELDER/OUTFIELD • L/L • 6'1" • 230 • 10/6/1998 (24)
2017 MLB Draft — Round 1/14th Overall (HS)
Born/Resides: Huntington Beach, Calif.

7 JOHN RAVE

OUTFIELDER • L/L • 6'0" • 200 • 12/30/1997 (25)
2019 MLB Draft — Round 5 (Illinois State)
Born: Canton, Illinois • Resides: Bloomington, Illinois

8 BUBBA THOMPSON

OUTFIELDER • R/R • 6'2" • 195 • 6/9/1998 (25)
Claimed off Waivers from Texas — 8/13/2023
Drafted by Texas — 2017, 1st Round/26th (McClain-Catholic HS)
Born: Jacksonville, Florida • Resides: Mobile, Alabama

QUICK NOTES

- 2023: Hit .391 with a 1.245 OPS in 17 Cactus League games for KC, opened the regular season with OMA, played 44 games but placed on the Injured List 6/11, activated 7/14 ... hit .412 on rehab in 6 games with the ACL Royals, 4 HR, 15 RBI and 1,835 OPS ... 3rd on Chasers with 12 HR despite missing a month.
- 2022: Began year with Mississippi Braves (AA) in the Southern League, traded with 2 players to KC from Atlanta on 7/11, assigned to NW Arkansas ... in 114 total games, tied 6th in Double-A in RBI (87), tied 10th in HR (25) ... set career highs in games played, 28 (18), HR, RBI, and SB (19) ... Double-A leader in Aug. in RBI (29), tied 1st in league in HR (8).
- 2018-21: Played 182 games in the Braves' system, between R, A, A+ and AA ... slashed .229/.310/.374 (144-for-628) with 14 HR and 66 RBI ... began and ended 2019 in Double-A with Mississippi, spent July in High-A with the Florida Fire Frogs ... played 87 games in Double-A with league-champion Mississippi in 2021.
- MISC: Brother Blaze is prospect in the Diamondbacks system, a 2022 Texas League Postseason All-Star with Amarillo, added to the D-backs' 40-man roster in November 2022.

HIT STREAK:

2023: Opened the season in NW Arkansas (AA) and appeared in 15 games for the Naturals (11 starts at catcher) and hit .246 (16-for-65) with 3 2B and 7 RBI ... on the injured list from 4/30 to 5/16 and again from 5/24 to 6/9 ... assigned to Triple-A on 6/16, has played in 21 of Omaha's 62 games since (34%) ... since July 9, has caught 10 of 16 base stealers.

2022: Began the season with the Lexington Legends in the independent Atlantic League and appeared in 26 games before signing with Kansas City on May 23 and reporting to Omaha (AAA), where he finished the season, slashing .252/.298/.405 (33-for-133) over 37 games the Storm Chasers (34 starts at catcher).

2016 to 2020: Played 5 seasons in the Angels system, beginning in High-A in 2016 before making his MLB debut in 2018 ... played 46 Major League games with the Angels in 2018 and hit .235 (28-for-117), made his debut on May 26 at Yankee Stadium, went 2-for-4 with 1 homer and 2 RBI ... played 2 games with the Angels in 2020.

2010 to 2015: Played 5 seasons in the Rockies system and reached Low-A ... traded to Atlanta in Jan. 2015 and spent the year in High-A, traded to the Angels in Nov. 2015.

HIT STREAK:

2023: This season in his 13th in the Royals system, all in the Minors, with 897 games played (233 in Triple-A) ... has reached base in 69 of 94 games ... has at least 7 starts at 4 infield positions: 1B (13), 2B (7), 3B (11) and SS (57) ... hit team-best .370 in July with 1,094 OPS ... 1st on team with 24 RBI in 2nd half.

2022: In his 11th year as a member of the Royals organization, began the year with Omaha, but assigned to NW Arkansas (AA) on 8/9 and finished the season with the Naturals ... over 59 games with the Storm Chasers, slashed .218/.318/.316 (38-for-174) while playing six different positions (1B, 2B, 3B, SS, LF & RF) ... made at least 10 starts at each SS (150.2 innings), 3B (121.0 innings) and 1B (115.0 innings) ... snapped 0-for-27 stretch with Naturals on 8/21 vs. San Antonio ... 15-for-67 over last 20 games after hitless streak ended ... played 800th MLB game (all in Royals system) on 9/15 vs. Frisco, entered as defensive replacement.

2011-2023: Played 803 games in the Royals' minor league system, slashing .232/.311/.312 (606-for-2610), with 29 HR and 271 RBI ... 2013 Dominican Royals Player of the Year ... 143 games with Omaha between 2021 and 2023, hitting .226 over 80 games in 2021 after an early-season promotion from Double-A.

HIT STREAK:

2023: Opened the season on the injured list (right hamate fracture he suffered in Spring Training), activated from the IL on 5/4 and made his season debut 5/5 ... first hit of the season was a HR in the 3rd inning on 5/9 @ SWB, went 190 PA into his next on 8/12 ... has made starts at 2B (22), SS (15) & 3B (19) this year.

2022: Spent the entire season with Omaha and tied for 1st on the team in triples (4), while ranking 2nd in games played (127), plate appearances (515) and runs (64), 3rd in doubles (22), total bases (151), stolen bases (17) and walks (47), 4th in hits (94) and 5th in RBI (52) ... made starts at a career-high six positions for the Chasers, including 2B, 6 (2), 3B, 40 (4), SS 6 (6) and his first professional appearances in the outfield: in LF (13 G), CF (1 G) and RF (2 G).

2021: Spent the entire season with NW Arkansas (AA), playing in 108 of the team's 119 regular season games, including 104 starts as the leadoff hitter ... led the Naturals in games played, at-bats (444), runs scored (74) and hits (128) ... led off the game with a hit 32 times, including 10 of his last 19 regular season games.

HIT STREAK:

2 Games (8/31 to 9/1). 429 (3-for-7), 1 2B

2023: Made his first Opening Day roster with Royals, but has hit .075 (4-for-53) in 28 games over 4 stints with KC ... on his 4th stint with Omaha (4/24-5/5, 5/25-6/9, 6/16-6/23 & 6/26-6/28) ... threw a scoreless inning 4/10 @ TEX, 2 hits and 1 strikeout, fastball sat 91-95 ... after opening 0-for-25 with KC, hits in first 2 AB's with OMA, HR in first AB 4/27 @ NAS ... homered in first AB back 6/17 vs. COL ... has hits in 43 of 67 games with Omaha, with 19 multi-hit games, including 4 straight multi-hit games from 8/11 to 8/15, but doesn't have one since.

2022: Split time in the Minor Leagues between NW Arkansas (AA) and Omaha (AAA) but also appeared in 44 games with Kansas City over three separate stints with the Royals: 7/14-7/17, 8/4-2nd and 9/1 through the end of the regular season ... opened the year in Double-A and made his MLB debut July 14 ... led the majors with a 98.1 mph arm strength for the 2nd straight year, saw time at five positions in the Minors (SS, 3B, LF, CF and RF), played in the OF for 27 of his first 29 games, then played 3B for 12 of his last 15 games.

2021: Began the season with Quad Cities (A+) and played 70 games for the River Bandits, led the team in stolen bases (23) and played in the Arizona Fall League.

HIT STREAK:

4 Games (8/27 to 9/1). 250 (4-for-16), 1 2B, 1 HR

Ranked by MLB Pipeline as the No. 8 Royals prospect ... Ranked by Baseball America as the No. 9 Royals prospect

2023: Has reached base in 92 of 110 games this season ... 1st on team with 62 RBI, 101 hits, 25 doubles, 40 extra base hits, 149 total bases & 66 walks ... his 97 starts in RF are the most of any Storm Chaser at a single defensive position ... leads team with 2nd-half .282 average, .907 OPS & 31 BB.

2022: Named Kansas City's George Brett Award inner (top position player in the organization and NW Arkansas (AAA) ... began season in Quad Cities (A+), assigned to NW Arkansas 6/14 ... ranked 8th in MLB in batting average (.326) ... Royals' top leader in AVG (.326), SLG (.542) and OPS (.964), 2nd in OBP (.422) ... drove in at least one run in 36 of 73 games since joining the Naturals, reached base in 64 of 73 games (87.6%) ... reached in 28 straight games, 7/30 to 9/3, with .485 OBP.

2021: Spent his first pro season in Quad Cities (A+) ... played everyday for the first two months of the season ... placed on the 7-Day injured list on 7/14 and then the 60-Day IL 8/2.

HIT STREAK:

7 Games (8/23 to 9/1). 381 (8-for-21), 2 2B

ON-BASE BASE STREAK:

7 Games (8/23 to 9/1). 381 (8-for-21), 6 BB, 1 HBP

Ranked by MLB Pipeline as the No. 28 Royals prospect ... Ranked by Baseball America as the No. 21 Royals prospect

2023: Opened the season with Oklahoma City (AAA) and played 89 games for the OKC Dodgers, slashing .307/.402/.541 (101-for-329, .943 OPS) with 33 doubles, 14 home runs and 50 walks ... made at least 7 starts at 5 positions: 1B (20), 2B (17), 3B (29), SS (57) & LF (9) ... traded to KC on 8/1 as part of the package for LHP Ryan Yarbrough, assigned to Omaha ... tied 1st among Triple-A hitters with 36 doubles, tied 4th with 55 XBH, tied 10th with 79 RBI.

2022: Split his year between Tulsa (AA) and Oklahoma City (AAA), earned his first promotion to Triple-A on 8/2 ... slashed .267/.384/.469/.853 in 74 games with Tulsa, with 11 HR and 35 RBI ... with OKC, slashed .258/.372/.455/.827 over 44 games with 5 HR ... played at least 5 games at each infield position, including SS for the first time in his pro career.

2021: Played the entire season with Tulsa (AA) and slashed .244/.350/.436/.786 over 110 games, with 14 HR ... hit two homers in 3 straight games @ Amarillo, 9/9, 9/10 & 9/11.

HIT STREAK:

3 Games (8/29 to 8/31). 273 (3-for-11), 1 2B, 1 HR

ON-BASE BASE STREAK:

8 Games (8/22 to 8/31). 200 (5-for-25), 9 BB

2023: Opened the season with NW Arkansas (AA) and slashed .241/.345/.393 (62-for-257) over 77 games with 6 HR and 25 RBI ... made starts at 2B (16), SS (22), 3B (28) and LF 1 with the Naturals, also pitched twice (1.2 IP, 0 H, 0 R, 0 BB, 0 K) ... assigned to Omaha 9/1.

2022: Began the season with Quad Cities (A+) and totaled 64 games with the River Bandits, slashed .241/.370/.398 (46-for-191) with five HR and 23 RBI, playing 2B, 3B and SS ... assigned to NW Arkansas on 7/12, had hits in first two games with the Naturals ... sent back to Quad Cities 7/19, returned to NWA again on 8/1 through the end of the season ... hit safely in 11 of his last 13 games in the season and 8 of 9 games in September, with a .296 average (8-for-27) with 1 HR, 3 RBI and 6 BB.

2021: Played for the Kansas City Monarchs in the MLB Partner League American Association and was named the PURE Performance Rookie of the Year in the league ... slashed .333/.406/.517 (94-for-282) across 80 games for the league champions ... led the team in batting average, ranked fifth in the league.

2019-20: Drafted by the Angels in the 22nd Round of the 2019 draft out Alabama and split the season between Orem (R) and Burlington (A) ... released on May 29, 2020.

HIT STREAK:

2023: Reached base in 30 straight games between 5/24 and 7/5, hit .302 with .433 OBP ... 6 HR in 17 games in April, then 1 in the next 47 games, 3 in 6 games from 7/5 to 7/15 ... has reached base in 85 of 101 games played with hits in 64 of 101 games, 44 walks in his last 63 games (0.70 BB/G) after just 15 walks in his first 41 games (0.37 BB/G) ... hit the 3rd two HR game of career 5 vs. TOL ... has played 64 of Omaha's 72 games since 6/1, 57 starts at C (47) & 1B (10).

2022: Began the season in NW Arkansas (AA) and reached in 66 of 77 games, reached multiple times in 49 games ... assigned to Omaha (AAA) on 8/9 and finished season in MLB in ON-BASE PERCENTAGE (.442) ... combining his AA & AAA numbers, was the Royals system leader in OBP (.442), 2nd in OPS (.918), 3rd in batting average (.301)

2021: Spent the season with Quad Cities (A+) and slashed .241/.368/.451 (62-for-257) in 77 games ... named a High-A Central post-season All-Star at catcher.

MISC: Grew up down the street from Surprise Stadium, was a clubber for the AZL Royals the summer of 2011 while in high school, also caught bullpens for the team.

HIT STREAK:

2023: Opened the season with Omaha and played 19 games over 2 stints in April, hit 2 HR with 5 of 8 Triple-A RBI in series vs. GWN ... in 2 stints with KC (4/6-4/7, 4/28-7/28), hit .238 (62-for-261) over 78 games, 51 starts at 1B ... placed on 10-Day IL on 7/28 with a left groin strain, sent to Omaha on rehab 8/17, played in 5 games and went 3-for-15, returned from rehab on 8/25, back to OMA on rehab 8/30 and homered twice on 9/1 vs. LOU.

2022: Spent most of the season with Omaha, playing 82 Triple-A games, also appeared in 49 games with Kansas City across two stints ... in 49 games in the majors with the Royals, slashed .184/.271/.386 (29-for-158) with seven home runs, 20 runs batted in and 19 walks, with 39 starts 1B, 6 in LF, 1 in RF ... hit walk-off HR for KC on August 6 vs. BOS.

2021: Split the season between NW Arkansas (AA) and Omaha, playing 124 games with the Naturals and Chasers, promoted to Triple-A on July 18 ... played in the 2021 Little League All-Star Futures Game, named Baseball America Minor League All-Star following the season, also earned a Minor League Rawlings Gold Glove Award at 1B.

MISC: Recorded a bases-loaded, walk-off single to defeat Japan and win the 2011 Little League World Series for Huntington Beach (West/Calfornia).

HIT STREAK:

2023: Reached base in 31 straight games between 5/31 and 7/14 between AA & AAA ... opened the year with NWA, played 54 games for the Naturals, with 5 HR, 24 RBI & team-leading 34 BB, made 40 of 53 starts in CF ... hit 3 HR on 4/18 vs. Amarillo with 6 RBI ... transferred to Omaha on 6/13, has hits in 30 of 44 games with the Chasers, with 14 of 50 hits for XBH, 26 RBI & 27 BB since he joined the team ... hit safely in first 9 games ... drove in 8 runs in series vs. COL (6/15 to 6/18).

2022: Spent most of the season with NW Arkansas (AA), played 111 games with the Naturals, also appeared in 11 games with Omaha across two stints (5/25-6/4 & 7/12-7/19) ... slashed .195/.233/.390 (8-for-41) over 11 games for the Chasers, including 2 HR, 4 RBI game on 7/17 at Rochester ... played 18 games for Surprise in the Arizona Fall League.

2021: Spent the season with Quad Cities (A+) and appeared in 77 games for the High-A Central Champion River Bandits ... named an MiLB.com Organization All-Star in the outfield for Kansas City and slashed .252/.352/.453 (70-for-278) ... hit 14 homers and stole 13 bases, making him one of five 13-13 players in the system in 2021.

HIT STREAK:

2023: Reached base in 31 straight games between 5/31 and 7/14 between AA & AAA ... opened the year with NWA, played 54 games for the Naturals, with 5 HR, 24 RBI & team-leading 34 BB, made 40 of 53 starts in CF ... hit 3 HR on 4/18 vs. Amarillo with 6 RBI ... transferred to Omaha on 6/13, has hits in 30 of 44 games with the Chasers, with 14 of 50 hits for XBH, 26 RBI & 27 BB since he joined the team ... hit safely in first 9 games ... drove in 8 runs in series vs. COL (6/15 to 6/18).

2022: Spent most of the season with NW Arkansas (AA), played 111 games with the Naturals, also appeared in 11 games with Omaha across two stints (5/25-6/4 & 7/12-7/19) ... slashed .195/.233/.390 (8-for-41) over 11 games for the Chasers, including 2 HR, 4 RBI game on 7/17 at Rochester ... played 18 games for Surprise in the Arizona Fall League.

2021: Spent the season with Quad Cities (A+) and appeared in 77 games for the High-A Central Champion River Bandits ... named an MiLB.com Organization All-Star in the outfield for Kansas City and slashed .252/.352/.453 (70-for-278) ... hit 14 homers and stole 13 bases, making him one of five 13-13 players in the system in 2021.

HIT STREAK:

2023: Reached base in 31 straight games between 5/31 and 7/14 between AA & AAA ... opened the year with NWA, played 54 games for the Naturals, with 5 HR, 24 RBI & team-leading 34 BB, made 40 of 53 starts in CF ... hit 3 HR on 4/18 vs. Amarillo with 6 RBI ... transferred to Omaha on 6/13, has hits in 30 of 44 games with the Chasers, with 14 of 50 hits for XBH, 26 RBI & 27 BB since he joined the team ... hit safely in first 9 games ... drove in 8 runs in series vs. COL (6/15 to 6/18).

2022: Spent most of the season with NW Arkansas (AA), played 111 games with the Naturals, also appeared in 11 games with Omaha across two stints (5/25-6/4 & 7/12-7/19) ... slashed .195/.233/.390 (8-for-41) over 11 games for the Chasers, including 2 HR, 4 RBI game on 7/17 at Rochester ... played 18 games for Surprise in the Arizona Fall League.

2021: Spent the season with Quad Cities (A+) and appeared in 77 games for the High-A Central Champion River Bandits ... named an MiLB.com Organization All-Star in the outfield for Kansas City and slashed .252/.352/.453 (70-for-278) ... hit 14 homers and stole 13 bases, making him one of five 13-13 players in the system in 2021.

HIT STREAK:

2023: Reached base in 31 straight games between 5/31 and 7/14 between AA & AAA ... opened the year with NWA, played 54 games for the Naturals, with 5 HR, 24 RBI & team-leading 34 BB, made 40 of 53 starts in CF ... hit 3 HR on 4/18 vs. Amarillo with 6 RBI ... transferred to Omaha on 6/13, has hits in 30 of 44 games with the Chasers, with 14 of 50 hits for XBH, 26 RBI & 27 BB since he joined the team ... hit safely in first 9 games ... drove in 8 runs in series vs. COL (6/15 to 6/18).

2022: Spent most of the season with NW Arkansas (AA), played 111 games with the Naturals, also appeared in 11 games with Omaha across two stints (5/25-6/4 & 7/12-7/19) ... slashed .195/.233/.390 (8-for-41) over 11 games for the Chasers, including 2 HR, 4 RBI game on 7/17 at Rochester ... played 18 games for Surprise in the Arizona Fall League.

2021: Spent the season with Quad Cities (A+) and appeared in 77 games for the High-A Central Champion River Bandits ... named an MiLB.com Organization All-Star in the outfield for Kansas City and slashed .252/.352/.453 (70-for-278) ... hit 14 homers and stole 13 bases, making him one of five 13-13 players in the system in 2021.

HIT STREAK:

2023: Reached base in 31 straight games between 5/31 and 7/14 between AA & AAA ... opened the year with NWA, played 54 games for the Naturals, with 5 HR, 24 RBI & team-leading 34 BB, made 40 of 53 starts in CF ... hit 3 HR on 4/18 vs. Amarillo with 6 RBI ... transferred to Omaha on 6/13, has hits in 30 of 44 games with the Chasers, with 14 of 50 hits for XBH, 26 RBI & 27 BB since he joined the team ... hit safely in first 9 games ... drove in 8 runs in series vs. COL (6/15 to 6/18).

2022: Spent most of the season with NW Arkansas (AA), played 111 games with the Naturals, also appeared in 11 games with Omaha across two stints (5/25-6/4 & 7/12-7/19) ... slashed .195/.233/.390 (8-for-41) over 11 games for the Chasers, including 2 HR, 4 RBI game on 7/17 at Rochester ... played 18 games for Surprise in the Arizona Fall League.

2021: Spent the season with Quad Cities (A+) and appeared in 77 games for the High-A Central Champion River Bandits ... named an MiLB.com Organization All-Star in the outfield for Kansas City and slashed .252/.352/.453 (70-for-278) ... hit 14 homers and stole 13 bases, making him one of five 13-13 players in the system in 2021.

HIT STREAK:

2 Games (8/31 to 9/1). 400 (4-for-10), 1 2B, 1 HR

ON-BASE BASE STREAK:

2 Games (8/31 to 9/1). 400 (4-for-10)

CAREER HIGHS

H	3	(19x) Last: 7/6/23 @ ACL Cubs
R	4	8/17/22 vs. San Antonio
HR	2	(5x) Last: 8/11/22 @ Arkansas
RBI	7	7/6/23 @ ACL Cubs
BB	3	(3x) Last: 7/6/23 @ ACL Cubs
SB	2	(2x) Last: 5/26/22 @ Pensacola
H	4	(7x) Last: 4/4/19 @ Albuquerque
R	4	(2x) Last: 7/1/13 vs. Orem
HR	3	6/28/13 vs. Orem
RBI	7	6/28/13 vs. Orem
BB	3	7/18/11 @ DSL Padres
SB	3	6/21/10 vs. DSL Diamondbacks
H	4	(5x) Last: 8/18/17 vs. Asheville
R	4	6/26/16 @ Grand Junction
HR	2	7/19/19 @ Amarillo
RBI	5	7/17/22 @ Rochester
BB	3	(6x) Last: 6/17/23 vs. Columbus
SB	2	(2x) Last: 6/6/23 @ Indianapolis
H	6	6/23/19 vs. Billings
R	4	9/3/19 vs. Missoula
HR	2	6/26/22 vs. Columbus
RBI	4	(3x) Last: 6/28/22 @ St. Paul
BB	3	(2x) Last: 6/20/23 @ Rochester
SB	3	(2x) Last: 8/8/21 @ Arkansas
H	4	(8x) Last: 9/3/22 @ DETROIT
R	3	(21x) Last: 6/17/23 vs. Columbus
HR	2	(3x) Last: 6/17/23 vs. Columbus
RBI	4	(6x) Last: 6/22/22 vs. Columbus
BB	4	7/29/18 @ Ogden
SB	3	(2x) Last: 5/26/23 @ St. Paul
H	4	(3x) Last: 7/29/30 @ Columbus
R	4	(2x) Last: 7/17/22 @ Corpus Christi
HR	2	(2x) Last: 6/29/22 @ Amarillo
RBI	6	6/2/21 vs. Beloit
BB	3	(7x) Last: 7/22/23 vs. St. Paul
SB	1	(21x) Last: 8/29/23 vs. Louisville
H	4	(3x) Last: 5/16/19 @ Lancaster
R	4	9/11/22 vs. Tacoma
HR	2	(6x) Last: 6/27/23 vs. Salt Lake
RBI	5	(3x) Last: 6/17/23 vs. Salt Lake
BB	3	(6x) Last: 8/27/23 vs. St. Paul
SB	2	9/10/21 @ Amarillo
H	4	(7x) Last: 7/14/23 @ San Antonio
R	3	5/7/23 vs. Wichita
HR	2	5/19/23 vs. Springfield
RBI	4	5/22/22 @ Dayton
BB	3	8/1/2019 @ Grand Junction
SB	1	(19x) Last: 8/19/23 @ Corpus Christi
H	4	8/6/19 @ Johnson City
R	3	(6x) Last: 8/22/23 vs. St. Paul
HR	2	(3x) Last: 4/5/23 vs. Toledo
RBI	4	(2x) Last: 8/10/21 vs. Beloit
BB	3	(8x) Last: 6/14/23 vs. Columbus
SB	1	(2x) Last: 6/18/23 vs. Columbus
H	4	(3x) Last: 8/30/22 @ CHICAGO (AL)
R	4	(3x) Last: 4/30/22 vs. Toledo
HR	3	5/21/21 @ Springfield
RBI	6	5/21/21 @ Springfield
BB	3	(12x) Last: 6/26/22 @ St. Paul
SB	2	(3x) Last: 7/1/22 @ St. Paul
H	4	(4x) Last: 6/18/23 vs. Columbus
R	5	4/18/23 vs. Amarillo
HR	3	4/18/23 vs. Amarillo
RBI	6	4/18/23 vs. Amarillo
BB	3	(3x) Last: 9/10/22 @ Wichita
SB	3	8/22/21 @ South Bend
H	4	(4x) Last: 5/27/22 @ Albuquerque
R	3	(14x) Last: 8/15/23 @ Toledo
HR	2	(3

SO NICE, THEY DID IT TWICE (OR MORE)	MULTI-HIT GAMES					MULTI-RUN GAMES					MULTI-RBI GAMES					MULTI-BB GAMES					MULTI-K GAMES					MULTI-SB GAMES				
	2	3	4	5+	T	2	3	4	5+	T	2	3	4	5+	T	2	3	4	5+	T	2	3	4	5+	T	2	3	4	5+	T
19 Alexander, CJ	7	3	-	-	10	7	1	-	-	8	4	1	1	-	6	2	-	-	-	2	21	3	1	-	25	-	-	-	-	-
60 Briceño, José	2	-	-	-	2	-	-	-	-	-	1	-	-	-	-	-	-	-	-	-	3	2	-	-	5	-	-	-	-	-
17 Castellano, Angelo	12	4	-	-	16	9	-	-	-	9	10	2	-	-	12	6	2	-	-	8	10	1	-	-	11	1	-	-	-	1
6 Dungan, Clay	7	4	-	-	11	3	1	-	-	4	2	2	-	-	4	7	1	-	-	8	6	2	-	-	8	1	-	-	-	1
24 Eaton, Nate	16	3	-	-	19	5	2	-	-	7	6	2	-	-	8	1	-	-	-	1	16	3	-	-	19	1	1	-	-	2
28 Gentry, Tyler	21	2	2	-	25	4	3	-	-	7	6	5	1	1	13	13	2	-	-	15	17	10	-	-	27	-	-	-	-	-
34 Mann, Devin	1	-	-	-	1	1	-	-	-	1	2	-	-	-	2	3	1	-	-	4	10	1	-	-	11	-	-	-	-	-
3 McCullough, Morgan	-	-	-	-	-	-	-	-	-	-	-	-	-	-	-	-	-	-	-	-	-	-	-	-	-	-	-	-	-	-
14 Porter, Logan	15	3	-	-	18	7	2	-	-	9	10	1	-	-	11	8	4	-	-	12	18	7	-	-	25	-	-	-	-	-
25 Pratto, Nick	1	1	-	-	2	3	-	-	-	3	2	-	-	1	3	4	1	-	-	5	5	2	-	-	7	-	-	-	-	-
7 Rave, John	8	2	1	-	11	4	-	-	-	4	3	2	-	-	5	3	1	-	-	4	12	4	2	-	18	-	-	-	-	-
8 Thompson, Bubba	5	1	-	-	6	1	2	-	-	3	1	-	1	-	2	-	-	-	-	-	3	-	1	-	-	1	-	-	-	1
Beaty, Matt	4	-	-	-	4	1	-	-	-	1	2	-	-	-	2	1	-	-	-	1	1	-	-	-	1	-	-	-	-	-
Blanco, Dairon	10	6	1	-	17	9	1	-	-	10	3	2	-	-	5	5	1	-	-	6	3	2	-	-	5	9	3	1	-	13
Bradley, Tucker	14	2	-	-	16	6	1	-	-	7	4	4	-	-	8	8	-	-	-	8	7	-	1	-	8	4	-	-	-	4
Camargo, Johan	5	-	-	-	5	-	-	-	-	-	1	-	-	-	1	3	-	-	-	3	1	-	-	-	1	-	-	-	-	-
Fermin, Freddy	1	1	1	-	3	3	1	-	-	4	1	1	-	1	3	2	1	-	-	3	2	-	-	-	2	-	-	-	-	-
Garcia, Maikel	4	1	-	-	5	2	-	-	-	2	2	2	-	-	4	3	1	-	-	4	2	1	-	-	3	-	-	-	-	-
Hechavarria, Adeiny	3	1	-	-	4	1	-	-	-	1	1	2	1	-	4	1	-	-	-	1	3	1	-	-	4	-	-	-	-	-
Hicklen, Brewer	9	2	-	-	11	10	1	-	-	11	4	2	-	-	6	4	-	-	-	4	14	2	-	-	16	-	-	-	-	-
Isbel, Kyle	3	-	-	-	3	1	-	-	-	1	1	1	-	-	2	1	-	-	-	1	1	-	-	-	1	-	-	-	-	-
Jenista, Greyson	-	-	-	-	-	-	-	-	-	-	-	-	-	-	-	-	-	-	-	-	2	-	-	-	2	-	-	-	-	-
Loflin, Nick	15	4	2	-	21	6	1	-	-	7	8	8	1	-	17	3	1	-	-	4	8	-	-	-	8	-	-	-	-	-
Lopez, Nicky	1	-	-	-	1	-	-	-	-	-	-	-	-	-	-	1	-	-	-	1	-	-	-	-	-	-	-	-	-	-
Massey, Michael	-	-	-	-	-	1	-	-	-	1	-	-	-	-	-	-	-	-	-	-	1	-	-	-	1	-	-	-	-	-
Olivares, Edward	2	1	1	-	4	4	-	-	-	4	1	-	-	1	2	-	-	-	-	3	-	-	-	-	-	-	-	-	-	-
Palacios, Jermaine	3	-	-	-	3	-	-	-	-	-	3	-	-	-	3	-	-	-	-	-	3	1	1	-	5	-	-	-	-	-
Reetz, Jackson	4	2	-	-	6	-	-	-	-	-	1	-	-	1	2	2	-	-	-	2	5	2	1	-	8	-	-	-	-	-
Reyes, Franmil	1	-	-	-	1	1	-	-	-	1	1	-	-	-	1	-	-	-	-	-	1	1	-	-	2	-	-	-	-	-
Taylor, Samad	20	6	-	-	26	11	3	-	-	14	11	2	-	-	13	10	3	1	-	14	14	1	1	-	16	4	2	2	-	8
Velázquez, Nelson	1	-	-	-	-	-	-	-	-	-	-	-	-	-	-	-	-	-	-	-	2	-	-	-	2	1	-	-	-	1
Wallace, Paxton	1	1	-	-	2	-	-	-	-	-	-	-	-	-	-	-	-	-	-	-	1	-	-	-	1	-	-	-	-	-
Waters, Drew	1	-	3	-	4	2	2	-	-	4	1	1	-	-	2	1	-	-	-	1	1	2	-	-	3	-	-	-	-	-
	196	50	11	0	257	102	21	0	0	123	92	40	5	5	141	92	19	1	0	112	194	50	8	0	245	22	6	3	0	31

HITTING STREAKS

PLAYER	CURRENT	LONGEST	DATES/RESULTS							
			START	END	AVG	2B	3B	HR	RBI	OPS
19 Alexander, CJ	-	5	4/29	5/6	.278 (5-18)	1	0	0	3	.611
60 Briceño, José	-	2 (4x)	8/10	8/17	.250 (2-8)	0	0	2	3	1.250
17 Castellano, Angelo	-	4	8/10	8/15	.429 (6-14)	3	0	0	2	1.143
6 Dungan, Clay	2	9	7/14	7/30	.344 (11-32)	3	1	0	3	.917
24 Eaton, Nate	4	8	8/6	8/18	.387 (12-31)	1	0	2	2	1.070
28 Gentry, Tyler	7	7	8/23	9/1	.381 (8-21)	2	0	0	4	.993
34 Mann, Devin	3	3	8/29	8/31	.273 (3-11)	1	0	1	2	1.021
3 McCullough, Morgan	-	-	-	-	-	-	-	-	-	-
14 Porter, Logan	-	9	6/20	7/2	.387 (12-31)	2	0	0	8	.965
25 Pratto, Nick	-	5	4/19	4/23	.294 (5-17)	1	0	2	5	1.039
7 Rave, John	-	9	6/13	6/25	.406 (13-32)	4	1	2	10	1.255
8 Thompson, Bubba	2	3	8/24	8/27	.308 (4-13)	2	0	1	1	1.092

BOLD indicates longest streak in 2023 among active players

Italics indicates longest personal streak is active

ON-BASE STREAKS

CURRENT	LONGEST	DATES/RESULTS							
		START	END	AVG	2B	HR	BB	HBP	OBP
4	7	5/11	5/19	.250 (7-28)	2	3	3	0	.313
-	5	6/18	7/2	.235 (4-17)	0	0	2	1	.350
-	11	7/4	7/29	.389 (14-36)	4	1	6	0	.476
2	18	5/28	6/29	.316 (18-57)	1	0	14	1	.440
4	9	8/6	8/19	.353 (12-34)	1	2	5	0	.436
7	11	6/7	6/21	.233 (10-43)	4	2	7	1	.346
8	8	8/22	8/31	.200 (5-25)	2	2	9	0	.412
-	-	-	-	-	-	-	-	-	-
-	30	5/24	7/5	.302 (32-106)	5	1	24	2	.433
-	5 (2x)	8/18	8/30	.214 (3-14)	0	0	4	1	.421
2	20	6/13	7/9	.351 (26-74)	8	3	12	0	.437
2	6	8/15	8/22	.333 (8-24)	0	1	4	1	.448

Gold indicates career-best streak

PITCHES/PLATE APPEARANCE & PLATE APPEARANCE DEPTH

PLAYER	AVG. P/PA	TOTAL PA	TOTAL P	LONGEST PA (#)	DATE	INN.	PITCHER	RESULT
19 Alexander, CJ	4.05	262	1,060	9 (3x)	8/11 vs. IOW	▼ 8	Bailey Horn	Strikeout Swinging
60 Briceño, José	3.58	74	265	9	8/31 vs. LOU	▼ 7	Casey Legumina	RBI Single
17 Castellano, Angelo	3.89	339	1,320	12	7/28 @ COL	▲ 4	Randy Labaut	Walk
6 Dungan, Clay	3.96	252	999	11	8/18 @ TOL	▲ 8	Sam Clay	Single
24 Eaton, Nate	3.83	293	1,123	10 (2x)	7/5 @ GWN	▲ 9	Roel Ramirez	Groundout (5-3)
28 Gentry, Tyler	4.28	495	2,117	12	6/7 @ IND	▲ 9	Cody Bolton	Walk
34 Mann, Devin	4.23	95	402	11	8/24 vs. STP	▼ 4	Brent Headrick	Walk
3 McCullough, Morgan	-	-	-	-	-	-	-	-
14 Porter, Logan	4.04	427	1,725	9	6/15 vs. COL	▼ 6	Cade Smith	Strikeout Looking
25 Pratto, Nick	4.36	111	484	8 (5x)	4/23 vs. GWN	▼ 3	Nick Margevicius	Single
7 Rave, John	4.05	236	956	9	8/30 vs. LOU	▼ 6	Evan Kravetz	Strikeout Looking
8 Thompson, Bubba	3.50	66	231	9	8/24 vs. STP	▼ 7	Michael Boyle	Flyout (F7)
	4.03	2,650	10,682					

PINCH-HITTING LOG (23)

#	DATE	INNING	PINCH HITTER	HITTING FOR	RESULT
1.	4/5 vs. Toledo	▼ 9	CJ Alexander	Angelo Castellano	Fielder's Choice (4-6)
2.	4/14 @ Iowa	▲ 8	Tucker Bradley	Angelo Castellano	2-RBI Double
3.	4/18 vs. Gwinnett	▼ 9	Tucker Bradley	Angelo Castellano	Strikeout Looking
4.	4/29 @ Nashville	▲ 8	Logan Porter	CJ Alexander	Strikeout Swinging
5.	5/7 vs. Louisville	▼ 9	CJ Alexander	Angelo Castellano	Groundout (4-3)
6.	5/10 @ Scranton/WB	▲ 8	CJ Alexander	Angelo Castellano	Strikeout Swinging
7.	5/12 @ Scranton/WB	▲ 8	Brewer Hicklen	Tucker Bradley	Flyout (F9)
8.	5/20 vs. Toledo	▼ 9	Tucker Bradley	Angelo Castellano	Strikeout Swinging
9.	5/27 @ St. Paul	▲ 7	Clay Dungan	Samad Taylor	Groundout, 6-3
10.	6/28 vs. Iowa	▼ 9	Paxton Wallace	Adeiny Hechavarria	Strikeout Swinging
11.	7/3 vs. Iowa	▼ 9	Angelo Castellano	Jermaine Palacios	Strikeout Swinging
12.	7/4 @ Gwinnett	▲ 8	Samad Taylor	José Briceño	Strikeout Looking
13.	7/6 @ Gwinnett	▲ 9	Brewer Hicklen	Angelo Castellano	Flyout (F9)
14.	7/20 vs. St. Paul	▼ 9	John Rave	Jermaine Palacios	Strikeout Looking
15.	7/20 vs. St. Paul	▼ 9	CJ Alexander	Angelo Castellano	Flyout (F7)
16.	7/21 vs. St. Paul	▼ 8	Nick Loftin	Tucker Bradley	Strikeout Swinging
17.	7/22 vs. St. Paul	▼ 8	Clay Dungan	José Briceño	RBI Single
18.	7/26 @ Columbus	▲ 8	Logan Porter	José Briceño	Walk
19.	7/26 @ Columbus	▲ 8	Tucker Bradley	Jermaine Palacios	Strikeout Swinging
20.	7/28 @ Columbus	▲ 9	Tucker Bradley	Matt Beaty	Flyout (F8)
21.	8/6 @ Louisville	▲ 8	Logan Porter	José Briceño	Groundout (5-3)
22.	8/22 vs. St. Paul	▼ 7	CJ Alexander	Nick Pratto	Strikeout Swinging
23.	8/27 vs. St. Paul	▼ 8	Logan Porter	José Briceño	Flyout (F9)
24.	8/31 vs. Louisville	▼ 9	Logan Porter	José Briceño	RBI Groundout (5-3)

Omaha Pinch Hitters: 2-for-23, 2B, 4 RBI, 1 BB, 11 K

Most-Used Pinch Hitter: CJ Alexander, Tucker Bradley & Logan Porter (5x)
Most Frequently Pinch-Hit For: Angelo Castellano (8x)

PITCH TIMER VIOLATIONS CALLED ON OMAHA HITTERS (10)

DATE	INNING	UMPIRE	HITTER	COUNT AT CALL	BATTER RESULT (COUNT)
1. April 12 @ Iowa	▲ 9	Tom Hanahan	Samad Taylor (1)	0-1	Single (0-2)
2. June 3 vs. Memphis	▼ 8	Cody Clark	Johan Camargo (1)	0-0	Strikeout (0-2)
3. June 6 @ Indianapolis	▲ 1	Lew Williams	Dairon Blanco (1)	0-2	Strikeout (0-3)
4. June 20 @ Rochester	▲ 9	Steven Jaschinski	Tyler Gentry (1)	0-0	Strikeout (0-2)
5. June 24 @ Rochester	▲ 3	Chris Marco	José Briceño (1)	0-0	Strikeout (2-2)
6. June 24 @ Rochester	▲ 8	Chris Marco	Adeiny Hechavarria (1)	0-0	Walk (3-2)
7. July 15 vs. Indianapolis	▼ 1	Austin Jones	John Rave (1)	0-0	Strikeout (0-2)
8. August 4 @ Louisville	▲ 7	Brock Ballou	José Briceño (2)	1-1	Lineout (1-2)
9. August 11 vs. Iowa	▼ 6	Chris Marco	CJ Alexander (1)	0-0	Strikeout (0-2)
10. August 27 vs. St. Paul	▼ 7	Raul Moreno	Bubba Thompson (1)	0-0	Double (1-1)

PITCHING

vs. Left-Handed Starter	14-19
vs. Right-Handed Starter	43-49
WITH Left-Handed Starter	27-35
WITH Right-Handed Starter	30-31
0-4 strikeouts	3-3
5-9 strikeouts	27-39
10+ strikeouts	27-25
0 runs of support	2-22
1-2 runs of support	14-31
3-4 runs of support	20-10
5-9 runs of support	18-5
10+ runs of support	2-0

SCORING

1-Run Games	10-17
2-Run Games	14-7
3-4-Run Games	17-17
5+ Run Games	16-27
Extra Innings	2-2
Shutouts	2-3
Doubleheaders	1-1 (1 SPLIT)
Scoring 0-2 Runs	2-27
3-5 Runs	15-28
6-9 Runs	27-12
10+ Runs	13-1
Opponent 0-2 Runs	20-0
3-5 Runs	24-20
6-9 Runs	13-33
10+ Runs	0-15
Scored in 1st Inning	6-14
Opponent scored in 1st	21-26
Scores first	35-27
Opponent scores first	22-41

HITTING

Omaha 0-5 hits	6-21
6-9 hits	19-30
10+ hits	32-17
Opponent 0-5 hits	12-7
6-9 hits	30-21
10+ hits	15-40
Out-hit opponent	39-13
Out-hit by opponent	12-49
Hits are tied	6-6
Hit 0 home runs	15-27
1 home run	19-26
2 home runs	10-9
3+ home runs	13-6
Opponent hit 0 home runs	20-9
1 home run	22-26
2 home runs	11-17
3+ home runs	4-16
Leave 0-5 runners on base	12-23
6-9 on base	35-31
10+ on base	10-14
Opponent leaves 0-5 runners on base	9-14
6-9 on base	30-45
10+ on base	18-9
Steals 0 bases	14-29
1 base	9-18
2 bases	14-11
3+ bases	19-10
Opponent steals 0 bases	28-25
1 base	18-21
2 bases	8-12
3+ bases	3-10

FIELDING

Turned 0 double plays	23-26
1 double play	20-27
2 double plays	9-11
3+ double plays	5-4
Made 0 errors	38-23
1 error	13-30
2 errors	4-10
3+ errors	2-5
Opponent made 0 errors	26-36
1 error	27-20
2 errors	8-11
3+ errors	4-1

TEAM HIGHS

LONGEST WIN STREAK *	11 Games	June 6 - June 18
LONGEST LOSING STREAK *	11 Games	August 1 - August 12
LONGEST HOME WINNING STREAK	6 Games	June 13 - June 18
LONGEST HOME LOSING STREAK	5 Games (2x)	Last: August 8 - August 12
LONGEST ROAD WINNING STREAK	5 Games (2x)	Last: June 6 - June 10
LONGEST ROAD LOSING STREAK	6 Games	August 1 - August 6
LARGEST MARGIN OF VICTORY	11 Runs	4/1 @ Indianapolis (12-1 Win)
LARGEST MARGIN OF DEFEAT	13 Runs (2x)	Last: 5/27 @ St. Paul (14-1 Loss)
LONGEST GAME, INNINGS	11 Innings	5/11 @ Scranton/Wilkes-Barre (4-3 Win)
LONGEST GAME, TIME	3:23	6/2 vs. Memphis (10-9 Win, 10 Innings)
LONGEST 9-INNING GAME, TIME	3:20	8/11 vs. Iowa (9-4 Loss)
SHORTEST 9-INNING GAME, TIME	2:00	7/18 vs. St. Paul (1-9 Win)
SHORTEST GAME, TIME	1:46	7/2 vs. Iowa, G2 (6-2 Loss)
LARGEST COMEBACK WIN	6 Runs, After 4th	5/6 vs. Louisville (11-9 Win)
LARGEST MARGIN OF LEAD SURRENDERED (LOSS)	5 Runs, After 7th	6/4 vs. Memphis (6-5 Loss)
MOST ERRORS, TEAM	3 (7x)	Last: 8/3 @ Louisville (11-2 Loss)
MOST ERRORS, PLAYER	3	Angelo Castellano
LARGEST CROWD, HOME	9,023 (2x)	5/27 @ St. Paul (14-1 Loss)
LARGEST CROWD, ROAD	11,084	Last: 8/12 vs. Iowa (7-4 Loss)
WARMEST FIRST PITCH	100 Degrees	7/25 @ Columbus (10-2 Loss)
COLDEST FIRST PITCH	35 Degrees	8/24 vs. St. Paul (10-7 Loss)
		4/5 vs. Toledo (7-6 Loss)

OFFENSIVE HIGHS

MOST RUNS SCORED, GAME	16	5/17 vs. Toledo (16-8 Win)
MOST RUNS SCORED, INNING	10, 5th Inning	6/8 @ Indianapolis (15-7 Win)
MOST CONSECUTIVE INNINGS SCORED	5 (2x)	Last: 4th-8th Innings, 5/17 vs. Toledo (16-8 Win)
FEWEST HITS, GAME	1	8/20 @ Toledo (3-0 Loss)
MOST HITS, GAME	18	5/17 vs. Toledo (16-8 Win)
MOST DOUBLES, GAME	7	5/17 vs. Toledo (16-8 Win)
MOST TRIPLES, GAME	2 (6x)	7/6 @ Gwinnett (9-6 Loss)
MOST HOME RUNS, GAME	5	7/30 @ Columbus (7-5 Win)
MOST EXTRA-BASE HITS, GAME	10	5/17 vs. Toledo (16-8 Win)
MOST RBI, GAME	15 (2x)	Last: 6/8 @ Indianapolis (15-7 Win)
MOST RUNNERS LOB, GAME	15 (3x)	Last: 8/29 vs. Louisville (4-3 Win)
MOST TOTAL BASES, GAME	34	5/17 vs. Toledo (16-8 Win)
MOST WALKS, GAME	11 (2x)	Last: 6/8 @ Indianapolis (15-7 Win)
MOST STRIKEOUTS, GAME	17	8/18 @ Toledo (5-0 Loss)
FEWEST STRIKEOUTS, GAME	3 (3x)	Last: 7/30 @ Columbus (7-5 Win)
MOST STOLEN BASES, GAME	7	5/26 @ St. Paul (6-4 Win)
MOST HIT BY PITCHES	4	5/6 vs. Louisville (11-9 Win)
MOST DOUBLE PLAYS GROUND INTO, GAME	4 (3x)	Last: 5/28 @ St. Paul (10-6 Loss)

INDIVIDUAL OFFENSIVE HIGHS

MOST RUNS, GAME	3 (21x)	Last: Bubba Thompson, 9/1 vs. Louisville (12-7 Loss)
MOST HITS, GAME	4 (11x)	Last: Edward Olivares, 8/15 @ Toledo (11-8 Win)
MOST DOUBLES, GAME	2 (18x)	Last: Edward Olivares, 8/26 vs. Toledo (7-3 Win)
MOST TRIPLES, GAME	1 (21x)	Last: Brewer Hicklen, 8/10 vs. Iowa (10-3 Loss)
MOST HOME RUNS, GAME	2 (6x)	Last: Nick Pratto, 9/1 vs. Louisville (12-7 Loss)
MOST TOTAL BASES, GAME	13	Drew Waters
MOST RBI, GAME	6	Freddy Fermin
MOST WALKS, GAME	4	Samad Taylor
MOST STRIKEOUTS, GAME	4 (8x)	Last: Bubba Thompson, 8/23 vs. St. Paul (6-4 Loss)
MOST STOLEN BASES, GAME ^	4 (3x)	Last: Samad Taylor, 7/5 @ Gwinnett (8-7 Loss, 10 Innings)
MOST HIT BY PITCHES, GAME	2 (2x)	Last: Dairon Blanco, 5/25 @ St. Paul (8-6 Loss)
MOST SACRIFICE FLIES, GAME	2 (2x)	Last: Samad Taylor, 4/30 @ Nashville (10-6 Win)
MOST DOUBLE PLAYS GROUND INTO, GAME	2 (4x)	Last: Brewer Hicklen, 5/28 @ St. Paul (10-6 Loss)

PITCHING HIGHS

MOST RUNS ALLOWED, GAME	20	8/9 vs. Iowa (20-1 Loss)
MOST RUNS ALLOWED, INNING	9, 7th Inning	5/28 @ St. Paul (10-6 Loss)
FEWEST HITS ALLOWED, GAME	2	Last: 7/18 vs. St. Paul (9-1 Win)
MOST HITS ALLOWED, GAME	19	9/1 vs. Louisville (12-7 Loss)
MOST TOTAL BASES ALLOWED, GAME	40	8/9 vs. Iowa (20-1 Loss)
FEWEST STRIKEOUTS, GAME	30	4/18 vs. Gwinnett (4-1 Loss)
MOST STRIKEOUTS, GAME	15	5/11 @ Scranton/Wilkes-Barre (11 Innings)
FEWEST WALKS ALLOWED, GAME	0 (2x)	Last: 7/23 vs. St. Paul (3-1 Win)
MOST WALKS ALLOWED, GAME	12	6/28 vs. Iowa (9-2 Loss)
MOST HOME RUNS ALLOWED, GAME	4 (2x)	8/9 vs. Iowa (20-1 Loss)
MOST WILD PITCHES	4 (2x)	Last: 7/19 vs. St. Paul (9-4 Loss)
MOST HIT BATTERS *	5	7/19 vs. St. Paul (9-4 Loss)

INDIVIDUAL PITCHING HIGHS

MOST RUNS ALLOWED, GAME	11	Jonathan Heasley
MOST EARNED RUNS ALLOWED, GAME ^	11	Jonathan Heasley
FEWEST HITS ALLOWED, GAME (STARTER)	1 (8x)	Last: Will Klein (1.0 IP), 8/16 @ Toledo (8-2 Loss)
MOST HITS ALLOWED, GAME	11	Jonathan Heasley
MOST HOME RUNS ALLOWED, GAME ^	5 (2x)	Last: Austin Cox, 5/31 vs. Memphis (9-4 Loss)
MOST STRIKEOUTS	10	Anthony Veneziano
MOST CONSECUTIVE STRIKEOUTS	5	Ryan Yarbrough
MOST WALKS ALLOWED, GAME	6	Andrew Hoffmann
MOST HIT BATTERS, GAME	3	Jonah Dipoto
MOST WILD PITCHES, GAME	3	Jackson Kowar
MOST INNINGS PITCHED, STARTER	7.0	Jonathan Heasley
MOST PITCHES THROWN, STARTER	104 (2x)	Last: Anthony Veneziano, 8/10 vs. Iowa (10-3 Loss)
MOST INNINGS PITCHED, RELIEVER	4.1 (3x)	Last: Drew Parrish, 8/16 @ Toledo (8-2 Loss)
MOST PITCHES THROWN, RELIEVER	94	Jonathan Bowlan

^ Indicates Storm Chasers Record Tied

* Indicates Storm Chasers Record Set

STATCAST LEADERS (TOP 10)

LONGEST MEASURED HOMER DISTANCE			HIGHEST BATTED BALL EXIT VELOCITY			HIGHEST PITCH VELOCITY			HIGHEST PITCH SPIN RATE		
Player	Distance (Pitcher)	Date	Player	Exit Velo (Batted Ball Type)	Date	Player	Pitch Velo (Pitch Result)	Date	Player	Spin Rate (Pitch Type)	Date
Tyler Gentry	471 (2-Run off Connor Thomas)	5/30 vs. MEM	CJ Alexander	115.3 (Double vs. Reese Olson)	4/7 vs. TOL	Will Klein	100.7 (Richie Martin, Foul Ball)	6/21 @ ROC	Jonah Dipoto	3,340 (94.6 MPH Sinker vs. George Valera)	7/29 @ COL
Dairon Blanco	445 (Solo off Simeon Woods Richardson)	5/23 @ STP	Drew Waters	111.8 (Double vs. Sam Clay)	5/19 vs. TOL	Steven Cruz	100.3 (Zack Collins, Called Strike)	7/29 @ COL	Josh Dye	3,329 (81.2 MPH Changeup vs. Joe Hudson)	4/21 vs. GWN
Brewer Hicklen	443 (3-Run off Miguel Diaz)	5/18 vs. TOL	Brewer Hicklen	111.7 (Single vs. Kent Emanuel)	6/9 @ IND	Steven Cruz	100.3 (Oscar Gonzalez, Foul Ball)	7/25 @ COL	Jon Heasley	3,090 (93.8 MPH 45-Fastball vs. Abraham Toro)	4/30 @ NAS
Bubba Thompson	435 (Solo off Michael Boyle)	8/27 vs. STP	Jose Briceño	111.5 (Groundout vs. Jared Jones)	7/16 vs. IND	Will Klein	100.3 (Jake Slaughter, Strikeout)	7/3 vs. IOW	Josh Staumont	3,058 (81.0 MPH Curveball vs. Miguel Andujar)	3/31 @ IND
Adelny Hedvaria	433 (2-Run off Peyton Battenfield)	7/30 @ COL	Edward Olivares	110.7 (Single vs. Brennan Haniffee)	8/17 @ TOL	Steven Cruz	100.2 (Brayan Rocio Foul Ball)	7/29 @ COL	Jonah Dipoto	3,038 (80.6 MPH Slider vs. Nick Martin)	8/2 @ LOU
Nick Loftin	433 (3-Run off Brent Headrick)	5/24 @ STP	CJ Alexander	110.6 (Lineout vs. Cody Bolton)	6/10 @ IND	Will Klein	100.2 (Richie Martin, Foul Ball)	6/21 @ ROC	Jonah Dipoto	3,028 (82.2 MPH Slider vs. Vaughn Grissom)	7/4 @ GWN
Tyler Gentry	431 3-Run off Hunter Stratton	6/10 @ IND	Edward Olivares	110.5 (Single vs. Chasen Shreve)	8/30 vs. LOU	Will Klein	100.2 (Zack Collins, Strikeout)	6/14 vs. COL	Jonah Dipoto	3,027 (81.0 MPH Slider vs. Alejo Lopez)	8/2 @ LOU
Brewer Hicklen	428 (2-Run off Juan Minaya)	7/14 vs. IND	Brewer Hicklen	110.4 (Double vs. Robert Gasser)	4/30 @ NAS	Steven Cruz	100.0 (Brayan Rocio Foul Ball)	7/29 @ COL	Jonah Dipoto	3,025 (81.4 MPH Slider vs. Eddy Leonard)	8/19 @ TOL
Freddy Fermin	428 (2-Run off Ashton Goudeau)	4/8 vs. TOL	Jose Briceño	109.9 (Groundout vs. Jack O'Loughlin)	8/20 @ TOL	Steven Cruz	99.9 (Kyle Garlick, Ball)	8/25 vs. STP	James McArthur	3,021 (82.8 MPH Curveball vs. Jhonkensy Noel)	7/27 @ COL
Brewer Hicklen	426 (Solo off Ryan Louts)	6/1 vs. MEM	Nick Loftin	109.9 (Single vs. Zach Logue)	8/19 @ TOL	Will Klein	99.9 (Matt Mervis, Strikeout)	7/3 vs. IOW	Jonah Dipoto	3,010 (80.5 MPH Curveball vs. Kramer Robertson)	5/31 vs. MEM

THE LAST TIME OMAHA...

THREW A PERFECT GAME	
THREW A 9-INNING NO-HITTER	6/20/1988 vs. Columbus (Luis Aquino, 2-0 win)
THREW A 7-INNING NO-HITTER	7/13/1990 @ Iowa [G1] (Gene Walter, 3-0 win)
THREW A COMBINED NO-HITTER	4/17/1997 vs. Oklahoma City (Jim Converse and Allen McMill, 2-0 win)
THREW A COMBINED 1-HITTER (9 INNINGS)	8/26/2019 vs. Nashville (5-0 Win) Pitchers: Arnaldo Hernandez (8.0 IP), Gabe Speier (1.0 IP)
THREW A COMBINED 1-HITTER (7 INNINGS)	
THREW A COMBINED 2-HITTER (9 INNINGS)	7/18/2023 vs. St. Paul (1-0 Win) Pitchers: Anthony Veneziano (5.0 IP), James McArthur (2.2 IP) & Walter Pennington (1.1 IP)
THREW A COMBINED 2-HITTER (7 INNINGS)	
GOT NO-HIT (9 INNINGS)	June 7, 2017 vs. Nashville (4-0 Loss) Pitchers: Chris Smith, Sean Doolittle, Tucker Healy and Simon Castro,
GOT NO-HIT (LESS THAN 9 INNINGS)	6/29/2008 vs. Oklahoma [G1] (Dustin Nippert, 2-0 loss)
GOT 1-HIT	8/20/2023 @ Toledo (3-0 Loss)
GOT 2-HIT	5/20/2023 vs. Toledo (4-1 Loss)
THREW A COMBINED 9-INNING SHUTOUT	7/18/2023 vs. St. Paul (1-0 Win) Pitchers: Anthony Veneziano (5.0 IP), James McArthur (2.2 IP) & Walter Pennington (1.1 IP)
THREW SHUTOUTS IN 3 STRAIGHT GAMES	8/7/2018 vs. Salt Lake and 8/9 and 8/10/2018 @ Round Rock (5-0, 9-0, 2-0)
THREW BACK-TO-BACK SHUTOUTS	8/9 and 8/10/2018 @ Round Rock (9-0 Win & 2-0 Win)
GOT SHUT OUT (9 INNINGS)	8/20/2023 @ Toledo (3-0 Loss)
GOT SHUT OUT IN BACK-TO-BACK GAMES	7/23 and 7/24/2022 vs. Iowa (10-0 Loss, 7-0 Loss)
GOT SHUT OUT IN 3 STRAIGHT GAMES	N/A (Since 2005)
GOT SHUT OUT (LESS THAN 9 INNINGS)	5/28, 2022 @ Louisville [G2] (3-0 Loss)
HAD A 11-GAME WINNING STREAK	June 6 to June 18, 2023
HAD A 10-GAME WINNING STREAK	June 5 to June 16, 2012
HAD A 9-GAME WINNING STREAK	May 22 to June 1, 2021
HAD A 8-GAME WINNING STREAK	May 23 to May 30, 2010
HAD A 7-GAME WINNING STREAK	July 21 to July 26, 2015
HAD A 6-GAME WINNING STREAK	August 25 to August 31, 2021
HAD A 11-GAME LOSING STREAK	August 1 to August 12, 2023
HAD A 10-GAME LOSING STREAK	August 6 to August 16, 2006
HAD A 9-GAME LOSING STREAK	April 28 to May 5, 2003
HAD A 8-GAME LOSING STREAK	June 6 to June 14, 2016
HAD A 7-GAME LOSING STREAK	April 20 to April 28, 2019
HAD A 6-GAME LOSING STREAK	May 4 to May 9, 2018
STRUCK OUT 19+ OPPOSING HITTERS	5/6/2021 vs. St. Paul (19)
STRUCK OUT 17+ OPPOSING HITTERS	5/6/2021 vs. St. Paul (19)
STRUCK OUT 15+ OPPOSING HITTERS	5/11/2023 @ Scranton/Wilkes-Barre (15)
STRUCK OUT 10+ OPPOSING HITTERS	8/30/2023 vs. Louisville (10)
SCORED 20+ RUNS IN ONE GAME	7/4/2022 vs. Toledo (20)
SCORED 15+ RUNS IN ONE GAME	6/8/2023 @ Indianapolis (15)
SCORED 10+ RUNS IN ONE GAME	8/22/2023 vs. St. Paul (14)
ALLOWED 20+ RUNS IN ONE GAME	8/9/2023 vs. Iowa (20)
ALLOWED 15+ RUNS IN ONE GAME	8/9/2023 vs. Iowa (20)
ALLOWED 10+ RUNS IN ONE GAME	9/1/2023 vs. Louisville (12)
HAD 27+ HITS IN ONE GAME	7/4/2022 vs. Toledo (27)
HAD 25+ HITS IN ONE GAME	7/4/2022 vs. Toledo (27)
HAD 20+ HITS IN ONE GAME	7/4/2022 vs. Toledo (27)
HAD 15+ HITS IN ONE GAME	8/15/2023 @ Toledo (15)
HAD 10+ HITS IN ONE GAME	9/1/2023 vs. Louisville (10)
ALLOWED 22+ HITS IN ONE GAME	8/2/2019 @ Reno (23)
ALLOWED 20+ HITS IN ONE GAME	8/2/2019 @ Reno (23)
ALLOWED 15+ HITS IN ONE GAME	9/1/2023 vs. Louisville (19)
ALLOWED 10+ HITS IN ONE GAME	9/1/2023 vs. Louisville (19)
WALKED 14+ TIMES IN ONE GAME	4/14/2022 vs. Louisville (14)
WALKED 10+ TIMES IN ONE GAME	7/26/2023 @ Columbus (10)
WALKED 8+ TIMES IN ONE GAME	8/29/2023 vs. Louisville (8)
ALLOWED 13+ WALKS IN ONE GAME	5/8/2007 vs. Sacramento (13)
ALLOWED 10+ WALKS IN ONE GAME	8/9/2023 vs. Iowa (11)
ALLOWED 8+ WALKS IN ONE GAME	8/9/2023 vs. Iowa (11)
HIT 9+ HOME RUNS IN A GAME	7/3/2022 vs. Toledo (9)
HIT 7+ HOME RUNS IN A GAME	7/3/2022 vs. Toledo (9)
HIT 5+ HOME RUNS IN A GAME	7/30/2023 @ Columbus (5)
HIT 3+ HOME RUNS IN A GAME	9/1/2023 vs. Louisville (3)
ALLOWED 7+ HOME RUNS IN A GAME	8/9/2023 vs. Louisville (7)
ALLOWED 5+ HOME RUNS IN A GAME	9/1/2023 vs. Louisville (5)
ALLOWED 3+ HOME RUNS IN A GAME	9/1/2023 vs. Louisville (5)
HAD 2 PLAYERS HIT 2 HOME RUNS IN A GAME	Nate Eaton & Roman Quinn, 7/4/2022 vs. Toledo (20-6 win)
HIT BACK-TO-BACK HOME RUNS	4/5/2023 vs. Toledo, 6th inning (7-6 loss) Tyler Gentry (3-run) & Logan Porter (solo)
HIT 3 STRAIGHT HOME RUNS	5/21/2021 @ Iowa, 9th inning (9-8 loss) Anderson Miller (2-run), Sebastian Rivero (solo), Gabriel Cancel (solo)
SCORED 10+ RUNS IN AN INNING	10 Runs, 5th Inning - 6/8/2023 @ Indianapolis (15-7 win)
SCORED 7+ RUNS IN AN INNING	7 Runs, 4th Inning - 6/17/2023 vs. Columbus (13-4 win)
SCORED 5+ RUNS IN AN INNING	5 Runs, 2nd Inning - 8/22/2023 vs. St. Paul (14-4 win)
SCORED 5+ RUNS IN AN EXTRA INNING	6 Runs, 11th Inning - 8/3/2021 @ Columbus (11-7 win)
ALLOWED 10+ RUNS IN AN INNING	10 Runs, 6th Inning - 7/16/2012 vs. Oklahoma City (16-5 loss)
ALLOWED 7+ RUNS IN AN INNING	8 Runs, 7th Inning - 8/10/2023 vs. Iowa (10-3 loss)
ALLOWED 5+ RUNS IN AN INNING	5 Runs, 3rd Inning - 8/24/2023 vs. St. Paul (10-7 loss)
ALLOWED 5+ RUNS IN AN EXTRA INNING	6 Runs, 12th Inning - 7/7/2017 vs. Colorado Springs (8-4 loss)
WON A GAME BY 15+ RUNS	14 Runs - 7/4/2023 vs. Toledo (20-6 win)
WON A GAME BY 10+ RUNS	10 Runs - 8/22/2023 vs. St. Paul (14-4 win)
LOST A GAME BY 10+ RUNS	19 Runs - 8/9/2023 vs. Iowa (20-1 loss)
LOST A GAME BY 10+ RUNS	19 Runs - 8/9/2023 vs. Iowa (20-1 loss)
SCORED 12+ RUNS IN CONSECUTIVE GAMES	9/25/2021 and 9/26/2021 vs. Indianapolis (12-3 Win & 17-12 loss)
SCORED 10+ RUNS IN CONSECUTIVE GAMES	6/26/2022 vs. Columbus & 6/28/2022 @ St. Paul (17-4 Win, 11-2 win)
SCORED JUST ONE RUN WITHOUT AN RBI	5/4/2019 vs. Iowa (6-1 loss)
SCORED MULTIPLE RUNS WITHOUT AN RBI	4/30/2018 @ Iowa (10-3 loss)
SCORED MORE RUNS THAT RECORDED HITS	8/22/2023 vs. St. Paul (14-4 win, 14 runs on 13 hits)
TURNED 6 DOUBLE PLAYS IN ONE GAME	8/25/08 vs. New Orleans
TURNED 5 DOUBLE PLAYS IN ONE GAME	4/1/2023 @ Indianapolis
TURNED 4 DOUBLE PLAYS IN ONE GAME	5/9/2023 @ Scranton/Wilkes-Barre
TURNED 3+ DOUBLE PLAYS IN ONE GAME	9/1/2023 vs. Louisville (3)
TURNED A TRIPLE PLAY	5/13/2023 @ Scranton/WB, 5th Inning (8-6 loss) 6-4-3 Fielders: Angelo Castellano to Samad Taylor to CJ Alexander to Nick Loftin to Batter: Ben Rortved
HIT INTO A TRIPLE PLAY	7/9/2023 @ Gwinnett, Adeiny Hechavarria, 7th Inning (8-1 loss) 5-4-3 Fielders: Daniel Robertson to Vaughn Grissom to Joe Dunand
COMMITTED 6 ERRORS	5/10/2012 @ Sacramento
COMMITTED 5 ERRORS	4/16/2006 @ Memphis
COMMITTED 4 ERRORS	6/29/2022 @ St. Paul
COMMITTED 3+ ERRORS	8/3/2023 @ Louisville (3)
EVERY STORM CHASER IN THE STARTING LINEUP HAD A HIT	8/22/2023 vs. St. Paul
EVERY STORM CHASER IN THE STARTING LINEUP SCORED A RUN	6/17/2023 vs. Columbus
EVERY STORM CHASER IN THE STARTING LINEUP HAD A HIT AND SCORED A RUN	
LINEUP BATTED AROUND TWICE IN ONE GAME	3rd and 4th Innings - 6/17/2023 vs. Columbus
WON ON THE LAST AT-BAT OF THE GAME (WALK-OFF WIN)	8/29/2023 vs. Louisville (4-3 Win, 9 innings)
LOST ON THE LAST AT-BAT OF THE GAME (WALK-OFF LOSS)	8/6/2023 @ Louisville (5-4 Loss, 9 innings)
PLAYED BACK-TO-BACK EXTRA-INNING GAMES	7/2 and 7/3/2019 @ Round Rock (7-6 Loss & 9-8 Loss, both 10 innings)
WON BOTH GAMES OF A DOUBLEHEADER	8/22/2022 vs. Scranton/Wilkes-Barre (9-4 Win & 12-10 Win)
PITCHED SHUTOUTS IN BOTH GAMES OF A DOUBLEHEADER	N/A (Since 2005)
LOST BOTH GAMES OF A DOUBLEHEADER	8/29/2018 vs. Colorado Springs (3-2 Loss & 7-0 Loss)
SHUT OUT IN BOTH GAMES OF A DOUBLEHEADER	6/2/2013 vs. Memphis (7-0 Loss, 5-0 Loss)
OPPOSING HITTER HAD A 3-HOMER GAME	Christian Encarnacion-Strand, 5/4/2023 vs. Louisville
OPPOSING HITTER HIT FOR THE CYCLE	Matt McClain, 5/4/2023 vs. Louisville

THE LAST TIME AN OMAHA HITTER...

HAD 6 HITS IN ONE GAME	Matt Diaz, 7/27/2005 @ Portland
HAD 5 HITS IN ONE GAME	Dairon Blanco, 9/15/2022 @ Columbus
HAD 4 HITS IN ONE GAME	Edward Olivares, 8/15/2023 @ Toledo
HAD 3 HITS IN ONE GAME	Nick Loftin, 8/29/2023 vs. Louisville
HIT 3 HOME RUNS IN ONE GAME	Ryan McBratton, 6/13/2021 @ St. Paul
HIT 2 HOME RUNS IN ONE GAME	Nick Pratto, 9/1/2023 vs. Louisville
HIT 2 TRIPLES IN ONE GAME	Angel Franco, 5/6/2016 @ Iowa
HIT 4 DOUBLES IN ONE GAME	Jordan Parraz, 5/18/2010 @ Las Vegas
HIT 3 DOUBLES IN ONE GAME	Dairon Blanco, 9/15/2022 @ Columbus
HIT 2 DOUBLES IN ONE GAME	CJ Alexander, 8/18/2023 @ Toledo
HIT 2 SACRIFICE FLIES IN ONE GAME	Samad Taylor, 4/30/2023 @ Nashville
HIT A GRAND SLAM	Adeiny Hechavarria, 6/22/2023 @ Rochester
HIT AN INSIDE-THE-PARK HOME RUN	John Rave, 6/18/2023 vs. Columbus
LED OFF A HOME GAME WITH A HOME RUN	Nate Eaton, 6/17/2023 vs. Columbus
LED OFF A ROAD GAME WITH A HOME RUN	Drew Waters, 8/16/2022 @ Louisville
HIT A PINCH-HIT HOME RUN	Elier Hernandez, 5/22/2019 vs. Iowa
HIT A WALK-OFF HOME RUN	Nate Eaton, 5/31/2022 vs. Indianapolis
HIT A WALK-OFF GRAND SLAM	Jimmy Gorman, 5/7/2022 vs. Columbus
HIT A WALK-OFF PINCH-HIT HOME RUN	Chad Santos, 8/23/2005 vs. New Orleans
HIT FOR THE CYCLE	Jimmy Paredes, 5/12/2014 vs. New Orleans
HAD 11 RBI IN ONE GAME	Mike Moustakas, 8/30/2010 vs. Round Rock
HAD 9 RBI IN ONE GAME	Brett Eibner, 4/9/2014 vs. Memphis
HAD 8 RBI IN ONE GAME	Jimmy Paredes, 5/12/2014 vs. New Orleans
HAD 7 RBI IN ONE GAME	Brett Hayes, 4/14/2013 vs. Nashville
HAD 6 RBI IN ONE GAME	Freddy Fermin, 4/8/2023 vs. Toledo
HAD 5 RBI IN ONE GAME	Edward Olivares, 8/15/2023 @ Toledo
HAD 4 RBI IN ONE GAME	Bubba Thompson, 8/22/2023 vs. St. Paul
SCORED 5 RUNS IN ONE GAME	Brett Eibner, 5/12/2014 vs. New Orleans
SCORED 4 RUNS IN ONE GAME	Maikel Garcia, 9/15/2022 @ Columbus
SCORED 3 RUNS IN ONE GAME	Bubba Thompson, 9/1/2023 vs. Louisville
WALKED 4 TIMES IN ONE GAME	Samad Taylor, 7/26/2023 @ Columbus
WALKED 3 TIMES IN ONE GAME	Devin Mann, 8/27/2023 vs. St. Paul
STOLE 4 BASES IN ONE GAME	Samad Taylor, 7/5/2023 @ Gwinnett
STOLE 3 BASES IN ONE GAME	Dairon Blanco, 6/10/2023 @ Indianapolis
STOLE 2 BASES IN ONE GAME	Bubba Thompson, 8/26/2023 vs. St. Paul
STRUCK OUT 5 TIMES IN ONE GAME	Drew Waters, 8/10/2022 @ Toledo
STRUCK OUT 4 TIMES IN ONE GAME	John Rave, 8/11/2023 vs. Iowa
STRUCK OUT 3 TIMES IN ONE GAME	John Rave, 9/1/2023 vs. Louisville
REACHED BASE 6 TIMES IN ONE GAME	Nicky Lopez, 7/27/2018 @ Fresno
REACHED BASE 5 TIMES IN ONE GAME	Tyler Gentry, 7/29/2023 @ Columbus
REACHED BASE 4 TIMES IN ONE GAME	Clay Dungan, 9/1/2023 vs. Louisville
REACHED BASE IN EVERY TRIP TO THE PLATE (6 PA)	Brett Eibner, 4/9/2014 vs. Memphis
REACHED BASE IN EVERY TRIP TO THE PLATE (5 PA)	Tyler Gentry, 7/29/2023 @ Columbus
REACHED BASE IN EVERY TRIP TO THE PLATE (4 PA)	John Rave, 7/28/2023 @ Columbus
REACHED BASE IN EVERY TRIP TO THE PLATE (3 PA)	Angelo Castellano, 8/2/2023 @ Louisville
HAD 2 HOME RUNS IN THE SAME INNING	Brett Eibner: 5th inning, 5/12/2015 vs. Memphis
HAD 2 DOUBLES IN THE SAME INNING	Clay Dungan: 6th inning, 6/26/2022 vs. Columbus
HAD 2 HITS IN THE SAME INNING	Angelo Castellano: 3rd Inning, 7/2/2023 vs. Iowa [G1]
HAD 2 WALKS IN THE SAME INNING	Samad Taylor: 5th Inning, 6/8/2023 @ Indianapolis
REACHED 2 TIMES IN THE SAME INNING	Angelo Castellano: 3rd Inning, 7/2/2023 vs. Iowa [G1]
SCORED 2 RUNS IN THE SAME INNING	Dairon Blanco & Samad Taylor: 5th Inning, 6/8/2023 @ Indianapolis
HIT HOME RUNS IN 6 STRAIGHT GAMES	Steve Sisco, June 13 to June 21, 1998
HIT HOME RUNS IN 5 STRAIGHT GAMES	Cory Aldridge, July 27 to August 8, 2009
HIT HOME RUNS IN 4 STRAIGHT GAMES	Nick Pratto, August 19 to August 22, 2021
HIT HOME RUNS IN 3 STRAIGHT GAMES	Brent Rooker, September 23 to September 26, 2022
HIT HOME RUNS IN BACK-TO-BACK GAMES	Logan Porter, August 29 and 30, 2023
HIT HOME RUNS IN BOTH GAMES OF A DOUBLEHEADER	Nick Pratto, 4/7/2022 @ Indianapolis
HIT HOME RUNS FROM BOTH SIDES OF THE PLATE, GAME	Tim Raines Jr., 8/20/2009 @ Tacoma
HIT HOME RUN IN FIRST OMAHA AT-BAT	Jakson Reetz, 8/28/2022 vs. Scranton/WB [G1]
HAD 2+ HITS IN 7 STRAIGHT GAMES	Johnny Givotelita, August 3 to August 14, 2014
HAD 2+ HITS IN 6 STRAIGHT GAMES	Dairon Blanco, September 10 to September 17, 2022
HAD 2+ HITS IN 5 STRAIGHT GAMES	MJ Melendez, September 25 to October 2, 2021
HAD A 20+ GAME HITTING STREAK	Frank Schwindel, 20 Games: July 22 to August 13, 2018
HAD A 18+ GAME HITTING STREAK	Frank Schwindel, 20 Games: July 22 to August 13, 2018
HAD A 16+ GAME HITTING STREAK	Frank Schwindel, 20 Games: July 22 to August 13, 2018
HAD A 14+ GAME HITTING STREAK	Dairon Blanco, 15 Games: May 15 to July 10, 2022
HAD A 12+ GAME HITTING STREAK	Nick Loftin, 12 Games: May 16 to May 30, 2023
HAD A 40+ GAME REACHED BASE STREAK	Shane Costa, 46 Games: April 14 to August 8, 2007
HAD A 35 to 39 GAME REACHED BASE STREAK	Alex Gordon, 39 Games: May 9 to June 19, 2010
HAD A 30 to 34 GAME REACHED BASE STREAK	Logan Porter, 30 Games: May 25 to July 5, 2023
HAD A 25 to 29 GAME REACHED BASE STREAK	Kelvin Gutierrez, 25 Games: April 5 to June 16, 2019
HAD A 20 to 24 GAME REACHED BASE STREAK	John Rave, 20 Games: June 13 to July 9, 2023
THE LAST TIME AN OMAHA PITCHER...	
THREW A 1-HITTER (9 INNINGS)	Luis Mendoza, 7/18/2011 @ Memphis
THREW A 1-HITTER (7 INNINGS)	
THREW A 2-HITTER (9 INNINGS)	Jeff Suppan, 6/21/2011 @ Nashville
THREW A 2-HITTER (7 INNINGS)	Arnaldo Hernandez, 7/21/2018 vs. Round Rock [G1]
THREW A 9-INNING COMPLETE GAME SHUTOUT	Luis Mendoza, 7/18/2011 @ Memphis
THREW A 7-INNING COMPLETE GAME SHUTOUT	Jake Kalish, 7/2/2018 vs. Nashville [G1]
THREW A 5-INNING COMPLETE GAME SHUTOUT	Anthony Lerew, 8/31/2010 vs. Round Rock
THREW A 9-INNING COMPLETE GAME	Arnaldo Hernandez, 8/15/2018 vs. Oklahoma City
THREW AN 8-INNING COMPLETE GAME	John Lannan, 6/16/2016 @ Oklahoma City
THREW A 7-INNING COMPLETE GAME	Austin Cox, 8/28/2022 vs. Scranton/WB [G1]
THREW A 6-INNING COMPLETE GAME	Matt Wright, 8/8/2008 @ Nashville [G2]
THREW A 5-INNING COMPLETE GAME	Trevor Oaks, 8/6/2018 vs. Salt Lake
STRUCK OUT 12 IN A GAME	Jakob Junis, 5/26/2017 @ Nashville
STRUCK OUT 11 IN A GAME	John Lamb, 7/9/2014 vs. Iowa
STRUCK OUT 10 IN A GAME	Anthony Veneziano, 8/10/2023 vs. Iowa
WALKED 7 IN A GAME	Josh Staumont, 5/24/2017 @ Nashville
WALKED 6 IN A GAME	Andrew Hoffmann, 8/20/2023 @ Toledo
WALKED 5 IN A GAME	Drew Parrish, 8/3/2023 @ Louisville
ALLOWED 6 HOME RUNS IN A GAME	Matt Wright, 8/18/2007 vs. Albuquerque
ALLOWED 5 HOME RUNS IN A GAME	Austin Cox, 5/31/2023 vs. Memphis
ALLOWED 4 HOME RUNS IN A GAME	Andrew Hoffmann, 9/1/2023 vs. Louisville
ALLOWED 3 HOME RUNS IN A GAME	Max Castillo, 7/28/2023 @ Columbus
ALLOWED 2 HOME RUNS IN A GAME	Joe Barlow, 8/25/2023 vs. St. Paul
THREW 120+ PITCHES IN A GAME	Brett Tomko, 5/8/2014 @ Round Rock (127)
THREW 115+ PITCHES IN A GAME	Luke Farrell, 6/8/2017 vs. Nashville (116)
THREW 110+ PITCHES IN A GAME	Christian Binford, 9/3/2017 vs. Iowa (110)
THREW 100+ PITCHES IN A GAME	Anthony Veneziano, 8/10/2023 vs. Iowa (104)
THREW 95+ PITCHES IN A GAME	Max Castillo, 8/27/2023 vs. St. Paul (95)
THREW 90+ PITCHES IN A GAME	Max Castillo, 8/27/2023 vs. St. Paul (95)
THREW A QUALITY START	Anthony Veneziano, 8/10/2023 vs. Iowa
WON HIS OMAHA DEBUT	Jonathan Bowlan, 6/22/2023 @ Rochester
STRUCK OUT 4 IN AN INNING	Walter Pennington, 8th Inning - 8/22/2023 vs. St. Paul
THREW A AN IMMACULATE INNING	Anthony Swarzak, 9th Inning - 6/3/2021 vs. Iowa

AFTER-INNING RECORDS

LEADING TRAILING TIED

AFTER 1 INNING	22 - 10	12 - 22	23 - 36
AFTER 2 INNINGS	36 - 13	14 - 33	8 - 21
AFTER 3 INNINGS	37 - 16	9 - 37	11 - 15
AFTER 4 INNINGS	42 - 17	9 - 42	6 - 9
AFTER 5 INNINGS	41 - 15	9 - 47	7 - 7
AFTER 6 INNINGS	41 - 12	8 - 53	8 - 3
AFTER 7 INNINGS	43 - 8	7 - 54	6 - 5
AFTER 8 INNINGS	47 - 4	3 - 54	6 - 7

STORM CHASERS BIG INNINGS

DATE INNING RUNS

1. June 8 @ Indianapolis	Top 5th	10
2. June 17 vs. Columbus	Bottom 4th	7
May 17 vs. Toledo	Bottom 1st	7
April 2 @ Indianapolis	Top 8th	7
5. July 2 vs. Iowa [G1]	Bottom 3rd	6
June 2 vs. Memphis	Bottom 5th	6
May 18 vs Toledo	Bottom 8th	6
April 8 vs. Toledo	Bottom 3rd	6

SCORE BY INNINGS

	1	2	3	4	5	6	7	8	9	10	11+	TOTAL
Omaha	77	68	81	65	91	65	67	72	66	1	1	654
Opponents	78	77	77	68	97	118	81	72	61	2	0	731
Difference	-1	-9	4	-3	-6	-53	-14	0	5	-1	1	-77

SCORE BY INNINGS V. LOUISVILLE

	1	2	3	4	5	6	7	8	9	10	11+	TOTAL
Omaha	7	7	5	2	14	5	16	6	11	0	0	73
Louisville	10	17	13	15	10	19	5	7	7	0	0	103
vs. Louisville Difference	-3	-10	-8	-13	4	-14	11	-1	4	0	0	-30

MULTI-RUN INNINGS

	2	3	4	5	6	7	8	9	10+	TOTAL
Storm Chasers	89	42	22	6	4	3	-	-	1	167
Opponents	86	44	19	10	6	3	4	1	-	173

RECORD BY RUNS SCORED/ALLOWED

RUNS	0	1	2	3	4	5	6	7	8	9	10	11	12	13+
SCORED	0 - 3	1 - 8	1 - 16	2 - 10	7 - 12	6 - 7	8 - 8	7 - 3	7 - 0	5 - 0	3 - 1	4 - 0	1 - 0	5 - 0
ALLOWED	2 - 0	9 - 0	9 - 0	12 - 4	8 - 7	4 - 8	5 - 10	2 - 5	4 - 9	2 - 10	0 - 5	0 - 2	0 - 3	0 - 5

RECORD BY MARGIN OF VICTORY/DEFEAT

1 Run	2 Runs	3 Runs	4 Runs	5 Runs	6 Runs	7 Runs	8 Runs	9 Runs	10+ Runs
7 - 17	14 - 7	7 - 11	10 - 5	7 - 8	1 - 7	0 - 6	3 - 2	2 - 1	3 - 4

2023 STORM CHASERS MONTH BY MONTH

HITTING

MONTH	AVG	G	AB	R	H	TB	2B	3B	HR	RBI	BB	IBB	SO	SB	CS	OBP	SLG	OPS	SAC	SF	HBP	GIDP	LOB
MARCH	.300	1	40	8	12	16	2	1	0	8	9	0	12	5	0	.429	.400	.829	0	0	0	0	14
APRIL	.250	24	799	124	200	352	49	2	33	118	99	0	204	38	8	.337	.441	.778	1	11	11	24	156
MAY	.269	26	885	148	238	386	53	7	27	131	120	0	218	58	13	.366	.436	.802	1	6	19	28	198
JUNE	.281	24	804	152	226	362	55	3	25	142	125	2	216	45	7	.380	.450	.830	7	15	13	20	184
JULY	.256	23	757	113	194	335	42	6	29	106	102	2	175	22	9	.347	.443	.790	0	8	8	11	166
AUGUST	.225	26	846	102	190	313	32	2	29	96	117	0	248	29	10	.328	.370	.698	2	5	15	16	194
SEPTEMBER	.263	1	38	7	10	23	4	0	3	7	4	0	8	1	0	.333	.605	.938	0	0	0	0	8
TOTAL	.257	125	4169	654	1070	1787	237	21	146	608	576	4	1081	198	47	.353	.429	.782	11	45	66	99	920

PITCHING

MONTH	W	L	ERA	G	GS	CG	SHO	GF	HLD	SV	SVO	IP	H	R	ER	HR	HB	BB	SO	WP	BK	WHIP	AVG
MARCH	1	0	6.00	1	1	0	0	1	0	1	1	9.0	11	6	6	1	1	2	7	0	1	1.44	.297
APRIL	9	15	5.65	24	24	0	0	24	11	3	7	212.0	238	149	133	30	17	104	198	16	2	1.61	.284
MAY	12	14	5.61	26	26	0	1	26	17	6	12	229.1	247	162	143	46	15	126	235	13	1	1.63	.278
JUNE	17	7	4.35	24	24	0	0	24	17	6	11	215.1	187	109	104	26	7	127	219	13	1	1.46	.232
JULY	11	12	5.41	23	23	0	1	23	5	5	8	198.0	182	126	119	32	12	112	203	11	1	1.48	.245
AUGUST	7	19	6.11	26	26	0	0	24	9	3	8	225.1	257	167	153	39	14	137	242	15	0	1.75	.287
SEPTEMBER	0	1	12.00	1	1	0	0	1	0	0	0	9.0	19	12	12	5	1	2	9	1	0	2.33	.442
TOTAL	57	68	5.49	125	125	0	2	123	59	24	47	1098.0	1141	731	670	179	67	610	1,113	69	6	1.59	.268

2023 WALK-OFF TRACKER (4 FOR, 10 AGAINST)

GAME #	DATE	OPPONENT	FINAL (INN.)	PLAYER	WINNING RUN	PITCHER	HOW	OUTS	COUNT
23	April 28	@ Nashville	L, 4-3 (9)	Brian Navarreto	Skye Bolt	Josh Dye	Throwing error by 3B Maikel Garcia	2	1-0
24	April 29	@ Nashville	L, 6-5 (10)	Keston Hiura	Eddy Alvarez	Evan Sisk	Infield single to SS Angelo Castellano	1	2-1
33	May 10	@ Scranton/WB	L, 4-3 (9)	Michael Hermosillo	Michael Hermosillo	Dylan Coleman	Solo home run to LF	0	2-1
36	May 13	@ Scranton/WB	L, 8-6 (9)	Ben Rortvedt	Estevan Florial	Brooks Kriske	3-run home run to RCF	1	2-2
45	May 24	@ St. Paul	L, 6-5 (9)	Jose Miranda	Andrew Stevenson	Brooks Kriske	RBI single to LF	0	1-1
53	June 2	vs. Memphis	W, 10-9 (10)	Dairon Blanco	Brewer Hicklen	Jake Walsh	Sacrifice fly to RF	1	2-2
71	June 24	@ Rochester	L, 3-2 (9)	Richie Martin	Richie Martin	Christian Chamberlain	Wild Pitch	1	1-0
80	July 5	@ Gwinnett	L, 8-7 (10)	Luke Williams	Braden Shewmake	Brooks Kriske	RBI single to LF	0	2-1
87	July 18	vs. St. Paul	W, 1-0 (9)	CJ Alexander	Nick Loftin	Josh Winder	RBI single to LCF	2	1-1
90	July 21	vs. St. Paul	W, 5-4 (9)	Logan Porter	Samad Taylor	Josh Winder	2-RBI double to LCF	1	0-1
99	August 1	@ Louisville	L, 3-2 (9)	Alejo Lopez	Michael Siani	Will Klein	RBI double to CF	2	1-1
100	August 2	@ Louisville	L, 5-4 (9)	Nick Martini	Chuckie Robinson	Christian Chamberlain	Bases loaded hit by pitch	2	2-1
104	August 6	@ Louisville	L, 5-4 (9)	Jhonny Pereda	Jose Barrero	Will Klein	RBI single to RF	0	1-1
122	August 30	vs. Louisville	W, 4-3 (9)	Angelo Castellano	Tyler Gentry	Casey Legumina	RBI single to RF	2	0-2

Bold Indicates Omaha Walk-Off Win

2023 STORM CHASERS EJECTIONS (5)

DATE	INNING	WHO (POSITION) / # IN 2023	WHY	UMPIRE (POSITION)
1. April 21 vs. Gwinnett	▼ 6	Mike Jirschele (Manager) / 1st	Balls/Strikes	Takahito Matsuda (Home Plate)
2. April 21 vs. Gwinnett	▲ 7	Dane Johnson (Pitching Coach) / 1st	Balk	Takahito Matsuda (Home Plate)
3. April 21 vs. Gwinnett	▼ 8	CJ Alexander (Designated Hitter) / 1st	Balls/Strikes	Takahito Matsuda (Home Plate)
4. May 11 @ Scranton/WB	▼ 9	Mike Jirschele (Manager) / 2nd	Hit By Pitch	Robert Nunez (Home Plate)
5. June 20 @ Rochester	▼ 6	Mike Jirschele (Manager) / 3rd	Fair/Foul on Home Run	Steven Jascinski (Home Plate)

HOME RUN BREAKDOWN

						OUTS			RUNNERS ON						GO AHEAD		DIRECTION					BESTS		LAST HOME RUN					
PLAYER	2023 TOTAL	HOME	ROAD	RHP	LHP	0	1	2	0	1	2	3	TIED GAME				LF	LCF	CF	RCF	RF	FT	MPH	DATE	OPPONENT	PITCHER	KIND	INN	PASINCE
Nick Loftin	14	6	8	10	4	7	3	4	7	4	3	-	2	3	6	4	4	-	-	433	107.3	8/26	vs. St. Paul	R. Dobnak	2-Run	▼ 6	14		
28 Tyler Gentry	13	6	7	8	5	5	2	6	6	3	4	-	2	5	6	4	2	1	-	471	106.5	8/12	vs. Iowa	T. Duffey	Solo	▼ 3	49		
14 Logan Porter	12	8	4	5	7	8	3	1	10	2	-	-	-	1	9	2	-	1	-	417	106.6	8/30	vs. Louisville	M. Mariot	Solo	▼ 5	6		
24 Nate Eaton	12	9	3	7	5	5	3	4	8	3	1	-	-	4	5	3	4	-	-	422	107.3	8/27	vs. St. Paul	M. Boyle	3-Run	▲ 7	17		
19 CJ Alexander	12	5	7	12	-	7	2	3	8	3	1	-	2	3	1	-	2	4	5	422	109.9	8/4	@ Louisville	R. Nutof	Solo	▼ 8	37		
17 Angelo Castellano	10	8	2	8	2	1	2	7	4	6	-	-	2	2	8	2	-	-	-	401	102.8	8/31	vs. Louisville	A. Busenitz	2-Run	▼ 9	4		
Brewer Hicklen	8	5	3	6	2	3	2	3	4	3	1	-	-	2	3	3	1	1	-	443	109.5	7/30	@ Columbus	P. Battenfield	Solo	▲ 2	16		
Adeiny Hechavarria	6	4	2	6	-	3	1	2	3	1	1	1	1	2	-	2	2	1	1	433	103.4	8/9	vs. Iowa	K. Thompson	Solo	▼ 8	8		
Samad Taylor	6	3	3	2	4	3	1	2	3	2	1	-	-	2	1	1	2	2	-	422	104.5	6/14	vs. Columbus	G. Williams	Solo	▼ 7	62		
Freddy Fermin	5	2	3	3	2	1	2	2	1	2	1	1	-	-	2	-	2	1	-	428	105.9	4/30	@ Nashville	R. Gasser	Solo	▲ 5	2		
25 Nick Pratto	4	4	-	3	1	1	2	1	1	2	1	-	2	1	-	-	1	-	3	399	103.5	9/1	vs. Louisville	L. Stoudt	3-Run	▼ 5	3		
34 Devin Mann	4	3	1	4	-	2	-	2	3	1	-	-	1	1	2	2	-	-	-	415	105.7	8/30	vs. Louisville	M. Mariot	2-Run	▼ 2	7		
7 John Rave	4	2	2	-	4	1	-	3	3	-	1	-	-	1	1	1	-	2	-	406	101.9	7/28	@ Columbus	R. Labaut	Solo	▲ 6	52		
Tucker Bradley	4	3	1	3	1	2	-	2	1	3	-	-	-	1	-	1	-	1	2	392	106.3	7/14	vs. Indianapolis	K. Emanuel	Solo	▼ 5	51		
Johan Camargo	4	2	2	4	-	2	1	1	3	1	-	-	-	3	1	-	1	2	-	426	107.6	6/14	vs. Columbus	G. Williams	Solo	▼ 4	2		
Jakson Reetz	4	3	1	1	3	1	2	1	2	1	-	1	-	2	4	-	-	-	-	426	104.4	5/21	vs. Toledo	B. Bristo	Solo	▼ 7	36		
8 Bubba Thompson	3	3	-	2	1	2	-	1	1	2	-	-	-	1	1	-	2	-	-	435	102.6	9/1	vs. Louisville	L. Stoudt	2-Run	▼ 9	0		
Edward Olivares	3	2	1	2	1	1	1	1	1	2	-	-	1	1	-	-	-	-	3	364	98.1	8/27	vs. St. Paul	A. Brice	Solo	▲ 9	15		
60 José Briceno	3	1	2	3	-	-	1	2	2	1	-	-	1	-	3	-	-	-	-	401	104.7	8/17	@ Toledo	M. Diaz	2-Run	▼ 5	3		
Jermaine Palacios	3	2	1	2	1	2	-	1	1	2	-	-	-	1	2	1	-	-	-	409	101.9	7/20	vs. St. Paul	R. Henriquez	Solo	▲ 4	5		
Dairon Blanco	3	-	3	3	-	1	1	1	3	-	-	-	-	1	1	1	1	-	-	455	105.2	5/23	@ St. Paul	S.Woods Richardson	Solo	▼ 8	75		
6 Clay Dungan	2	1	1	2	-	2	-	-	2	-	-	-	1	-	-	-	-	1	1	399	107.5	8/12	vs. Iowa	T. Duffey	Solo	▼ 1	57		
Kyle Isbel	2	1	1	2	-	1	1	-	2	-	-	-	-	2	-	-	1	-	1	406	104.3	6/23	@ Rochester	J. Adon	Solo	▼ 6	11		
Drew Waters	2	2	-	2	-	1	1	-	1	1	-	-	-	1	-	1	-	1	-	408	108.7	5/21	vs. Toledo	A. Goudeau	2-Run	▼ 1	12		
Matt Beaty	1	-	1	1	-	-	1	-	1	-	-	-	-	1	-	-	-	1	-	376	101.2	7/30	@ Columbus	P. Battenfield	Solo	▲ 1	3		
Franmil Reyes	1	1	-	-	1	-	-	1	-	1	-	-	-	-	-	1	-	-	-	389	100.8	5/7	vs. Louisville	A. Abbott	2-Run	▼ 5	1		
Maikel Garcia	1	1	-	1	-	-	1	-	1	-	-	-	-	1	-	-	-	-	1	349	94.3	4/4	vs. Toledo	A. Faedo	Solo	▼ 1	94		
146		87	59	102	44	62	33	51	82	46	15	3	15	42	56	29	25	19	17										

INNING DISTRIBUTION

1st Inning	2nd Inning	3rd Inning	4th Inning	5th Inning	6th Inning	7th Inning	8th Inning	9th Inning	10th Inning	11th Inning
19	19	22	20	20	15	12	10	9	-	-

NOTABLE STORM CHASERS HOME RUNS

BACK-TO-BACK HOMERS (1)		2-HOMER GAMES (6)		3-HOMER GAMES (0)		GRAND SLAMS (3)	
PLAYERS	DATE/OPPONENT (INN.)	PLAYER (CAREER NO.)	DATE/OPPONENT	PLAYER (CAREER NO.)	DATE/OPPONENT	PLAYER (CAREER NO.)	DATE/OPPONENT (INN.)
Tyler Gentry & Logan Porter	4/5 vs. Toledo (6th)	Logan Porter (3rd)	4/5 vs. Toledo			Jakson Reetz (1st)	4/1 @ Indianapolis (5th)
		Freddy Fermin (4th)	4/8 vs. Toledo			Freddy Fermin (3rd)	4/8 vs. Toledo (3rd)
		Drew Waters (3rd)	5/21 vs. Toledo			Adeiny Hechavarria (3rd)	6/22 @ Rochester (4th)
		Nate Eaton (3rd)	6/17 vs. Columbus				
		Brewer Hicklen (9th)	7/14 vs. Indianapolis				
		Nick Pratto (4th)	9/1 vs. Louisville				
LEADOFF HOMERS (3)		INSIDE-THE PARK HOMERS (1)		PINCH-HIT HOMERS (0)		WALK-OFF HOMERS (0)	
PLAYER (CAREER NO.)	DATE/OPPONENT	PLAYER (CAREER NO.)	DATE/OPPONENT (INN.)	PLAYER (CAREER NO.)	DATE/OPPONENT (INN.)	PLAYER	DATE/OPPONENT
Samad Taylor (1st)	6/14 vs. Columbus	John Rave (1)	6/18 vs. Columbus (3rd)				
Nate Eaton (1st)	6/17 vs. Columbus						
Clay Dungan (5th)	8/12 vs. Iowa						

NOTABLE OPPOSING HOME RUNS

BACK-TO-BACK HOMERS (6)		2-HOMER GAMES (8)		3-HOMER GAMES (1)		GRAND SLAMS (7)	
PLAYERS	DATE/OPPONENT (INN.)	PLAYER (CAREER NO.)	DATE/OPPONENT	PLAYER (CAREER NO.)	DATE/OPPONENT	PLAYER	DATE/OPPONENT (INN.)
Encarnacion-Strand & Benson	5/4 vs. Louisville (1st)	Jermaine Palacios (5th)	5/17 vs. Toledo	Christian Encarnacion-Strand (1)	5/4 vs. Louisville	Andy Ibanez	4/6 vs. Toledo (3rd)
Jordan Walker & Moises Gomez	5/31 vs. Memphis (6th)	Moises Gomez (7th)	5/31 vs. Memphis			Andrés Chaparro	5/9 @ Scranton/WB (7th)
Travis Blankenhorn & Matt Adams	6/22 @ Rochester (4th)	Liover Peguero (5th)	7/14 vs. Indianapolis			Jair Camargo	5/28 @ St. Paul (7th)
P.J. Higgins & Matt Mervis	8/9 vs. Iowa (1st)	Chase Strumpf (1st)	8/9 vs. Iowa			Jesús Aguilar	7/5 @ Gwinnett (3rd)
Matt Mervis & David Bote	8/11 vs. Iowa (7th)	Luis Vazquez (2nd)	8/9 vs. Iowa			Joshua Fuentes	7/6 @ Gwinnett (4th)
Andrew Stevenson & Austin Martin	8/22 vs. St. Paul (1st)	Tyler Nevin (1st)	8/16 @ Toledo			Endy Rodriguez	7/14 vs. Indianapolis (3rd)
		Hernán Pérez (3rd)	8/25 vs. Toledo			Chase Strumpf	8/9 vs. Iowa (8th)
		Henry Ramos (7th)	9/1 vs. Louisville				
LEADOFF HOMERS (7)		INSIDE-THE PARK HOMERS (0)		PINCH-HIT HOMERS (0)		WALK-OFF HOMERS (2)	
PLAYER	DATE/OPPONENT	PLAYER	DATE/OPPONENT (INN.)	PLAYER	DATE/OPPONENT (INN.)	PLAYER	DATE/OPPONENT
Christopher Morel	4/14 @ Iowa					Michael Herмосillo	5/10 @ Scranton/WB
Forrest Wall	4/19 vs. Gwinnett					Ben Rortvedt	5/13 @ Scranton/WB
Michael Siani	5/3 vs. Louisville						
Michael Siani	5/5 vs. Louisville						
Nick Gonzales	6/9 @ Indianapolis						
Andrew Stevenson	8/22 vs. St. Paul						
Jacob Hurtubise	9/1 vs. Louisville						

HR #	PLAYER (SEASON #)	GM # - DATE	OPPONENT	PITCHER	PITCH TYPE	DIRECTION	ON BASE	INNING	OUTS	COUNT	SCORE	FINAL	DISTANCE	EXIT VELO	LAUNCH ANGLE
1.	Logan Porter (1)	2 - April 1	@ Indianapolis	Caleb Smith (L)	4-seam FB	LF	0	▲4	1	2-2	3-0	W, 12-1	417 ft	106.6 mph	32°
2.	Jakson Reetz (1)	2 - April 1	@ Indianapolis	Caleb Smith (L)	Slider	LF	3	▲5	2	2-1	8-0	W, 12-1	408 ft	103.9 mph	25°
3.	Dairon Blanco (1)	3 - April 2	@ Indianapolis	Mike Burrows	4-seam FB	LCF	0	▲5	2	3-2	1-3	W, 8-3	411 ft	105.2 mph	23°
4.	Samad Taylor (1)	3 - April 2	@ Indianapolis	J.C. Flowers	4-seam FB	LF	0	▲8	0	2-1	2-3	W, 8-3	334 ft	104.5 mph	22°
5.	Nick Loftin (1)	3 - April 2	@ Indianapolis	Daniel Zamora (L)	4-seam FB	LF	2	▲8	1	1-2	5-3	W, 8-3	362 ft	97.2 mph	29°
6.	Maikel Garcia (1)	4 - April 4	vs. Toledo	Alex Faedo	4-seam FB	RF	0	▼1	1	2-1	1-0	L, 9-2	349 ft	94.3 mph	35°
7.	Tyler Gentry (1)	5 - April 5	vs. Toledo	Tyler Holton (L)	Cutter	CF	2	▼6	0	2-0	3-1	L, 7-6	417 ft	106.5 mph	27°
8.	Logan Porter (2)	5 - April 5	vs. Toledo	Tyler Holton (L)	Slider	LF	0	▼6	0	3-1	4-1	L, 7-6	346 ft	103.3 mph	37°
9.	Logan Porter (3)	5 - April 5	vs. Toledo	Matt Wisler	4-seam FB	RCF	0	▼8	0	2-2	5-6	L, 7-6	364 ft	94.7 mph	34°
10.	Nick Loftin (2)	6 - April 6	vs. Toledo	Brenan Haniffee	Slider	LCF	0	▼2	0	2-2	1-1	L, 8-5	401 ft	101.8 mph	32°
11.	CJ Alexander (1)	6 - April 6	vs. Toledo	Brenan Haniffee	Sinker	CF	0	▼4	1	2-2	3-6	L, 8-5	409 ft	101.1 mph	35°
12.	Logan Porter (4)	7 - April 7	vs. Toledo	Reese Olson	4-seam FB	LF	0	▼3	0	3-2	5-2	W, 9-4	395 ft	104.3 mph	45°
13.	Freddy Fermin (1)	8 - April 8	vs. Toledo	Will Vest	Slider	CF	3	▼3	2	0-0	6-1	W, 13-8	401 ft	102.1 mph	42°
14.	Angelo Castellano (1)	8 - April 8	vs. Toledo	Will Vest	4-seam FB	LCF	1	▼4	0	2-0	8-1	W, 13-8	401 ft	102.8 mph	33°
15.	Freddy Fermin (2)	8 - April 8	vs. Toledo	Ashton Goudeau	Changeup	CF	1	▼5	0	1-1	10-1	W, 13-8	428 ft	105.9 mph	28°
16.	CJ Alexander (2)	8 - April 8	vs. Toledo	Ashton Goudeau	Changeup	LF	0	▼7	0	1-0	11-8	W, 13-8	351 ft	92.4 mph	43°
17.	Angelo Castellano (2)	9 - April 9	vs. Toledo	Alex Faedo	4-seam FB	LF	0	▼3	1	0-0	1-0	L, 8-2	373 ft	98.0 mph	25°
18.	Samad Taylor (2)	10 - April 11	@ Iowa	Roenis Elias (L)	4-seam FB	CF	2	▲5	2	0-2	3-9	L, 9-6	405 ft	100.9 mph	25°
19.	Freddy Fermin (3)	10 - April 11	@ Iowa	Brandon Hughes (L)	4-seam FB	LF	1	▲6	2	0-1	6-9	L, 9-6	398 ft	100.3 mph	33°
20.	CJ Alexander (3)	11 - April 12	@ Iowa	Riley Thompson	Changeup	RF	0	▲2	0	1-0	2-1	W, 10-6	394 ft	104.3 mph	24°
21.	Tyler Gentry (2)	11 - April 12	@ Iowa	Riley Thompson	Slider	LF	0	▲3	2	1-2	3-1	W, 10-6	393 ft	103.3 mph	26°
22.	Tucker Bradley (1)	11 - April 12	@ Iowa	Rowan Wick	4-seam FB	RCF	1	▲6	2	1-1	7-3	W, 10-6	392 ft	98.2 mph	29°
23.	Nick Loftin (3)	11 - April 12	@ Iowa	Anthony Kay (L)	Slider	CF	0	▲8	0	2-1	8-6	W, 10-6	420 ft	104.3 mph	28°
24.	Nick Loftin (4)	12 - April 13	@ Iowa	Nick Neidert	4-seam FB	LF	0	▲4	2	3-2	1-11	L, 14-1	370 ft	100.4 mph	38°
25.	Nick Pratto (1)	15 - April 19	vs. Gwinnett	Beau Burrows	Slider	CF	0	▼2	0	1-2	1-1	L, 6-2	399 ft	100.2 mph	26°
26.	Logan Porter (5)	15 - April 19	vs. Gwinnett	Beau Burrows	Slider	LF	0	▼4	1	1-2	2-3	L, 6-2	350 ft	94.9 mph	50°
27.	CJ Alexander (4)	17 - April 21	vs. Gwinnett	Allan Winans	Changeup	RF	0	▼2	2	0-0	1-1	L, 7-3	395 ft	96.2 mph	37°
28.	Nick Pratto (2)	18 - April 22	vs. Gwinnett	Dylan Dodd (L)	Changeup	RF	1	▼1	2	3-1	2-0	L, 5-2	350 ft	88.4 mph	39°
29.	Nate Eaton (1)	22 - April 27	@ Nashville	Janson Junk	Sweeper	LF	0	▲2	2	2-2	1-0	W, 2-1	403 ft	103.0 mph	32°
30.	Freddy Fermin (4)	24 - April 29	@ Nashville	Robert Stock	4-seam FB	RCF	2	▲1	1	3-1	4-0	L, 6-5 (10)	381 ft	104.3 mph	23°
31.	Tyler Gentry (3)	25 - April 30	@ Nashville	Robert Gasser (L)	4-seam FB	LF	1	▲3	2	1-0	2-1	W, 10-6	391 ft	100.6 mph	33°
32.	Logan Porter (6)	25 - April 30	@ Nashville	Robert Gasser (L)	Slider	LF	0	▲4	0	2-1	3-1	W, 10-6	389 ft	102.3 mph	29°
33.	Freddy Fermin (5)	25 - April 30	@ Nashville	Robert Gasser (L)	Changeup	LF	0	▲5	1	2-0	5-1	W, 10-6	368 ft	94.8 mph	35°
34.	Nick Loftin (5)	28 - May 4	vs. Louisville	Silvino Bracho	Slider	LF	0	▼7	0	0-0	8-11	L, 12-10	365 ft	101.1 mph	19°
35.	Jakson Reetz (2)	29 - May 5	vs. Louisville	Brandon Williamson (L)	4-seam FB	LF	1	▼2	1	0-0	2-1	W, 6-2	346 ft	100.2 mph	27°
36.	Nick Loftin (6)	29 - May 5	vs. Louisville	Brandon Williamson (L)	Slider	CF	0	▼6	0	0-0	3-1	W, 6-2	395 ft	105.6 mph	24°
37.	Angelo Castellano (3)	30 - May 6	vs. Louisville	Ryan Nutof	Curveball	LF	1	▼7	2	2-2	8-8	W, 11-9	376 ft	95.2 mph	29°
38.	Jakson Reetz (3)	31 - May 7	vs. Louisville	Andrew Abbott (L)	Changeup	LF	0	▼4	1	2-0	1-0	L, 4-3	426 ft	104.4 mph	32°
39.	Franmil Reyes (1)	31 - May 7	vs. Louisville	Andrew Abbott (L)	Curveball	LCF	1	▼5	2	3-2	3-0	L, 4-3	389 ft	100.8 mph	29°
40.	Clay Dungan (1)	32 - May 9	@ Scranton/WB	Mitch Spence	4-seam FB	RCF	0	▲3	0	1-0	2-2	L, 14-2	388 ft	104.0 mph	28°
41.	Dairon Blanco (2)	33 - May 10	@ Scranton/WB	Luis Severino	Changeup	LF	0	▲3	0	0-1	1-1	L, 4-3	377 ft	99.6 mph	24°
42.	CJ Alexander (5)	34 - May 11	@ Scranton/WB	Colten Brewer	Slider	CF	0	▲9	0	1-1	3-1	W, 4-3 (11)	422 ft	106.4 mph	23°
43.	CJ Alexander (6)	36 - May 13	@ Scranton/WB	Greg Weissert	Sweeper	RF	0	▲6	1	0-0	4-3	L, 8-6	377 ft	102.7 mph	39°
44.	CJ Alexander (7)	37 - May 14	@ Scranton/WB	Mitch Spence	4-seam FB	RCF	0	▲2	0	3-2	1-1	W, 6-3	416 ft	109.9 mph	24°
45.	Brewer Hicklen (1)	37 - May 14	@ Scranton/WB	D.J. Snelten (L)	Changeup	LF	0	▲9	0	2-1	4-3	W, 6-3	344 ft	109.5 mph	25°
46.	Samad Taylor (3)	37 - May 14	@ Scranton/WB	D.J. Snelten (L)	4-seam FB	RCF	1	▲9	2	3-1	6-3	W, 6-3	346 ft	95.2 mph	29°
47.	Samad Taylor (4)	39 - May 17	vs. Toledo	Zach Logue (L)	4-seam FB	RCF	1	▼1	0	0-1	2-1	W, 16-8	372 ft	100.0 mph	30°
48.	Logan Porter (7)	39 - May 17	vs. Toledo	Zach Logue (L)	4-seam FB	LF	1	▼1	0	0-0	4-1	W, 16-8	401 ft	102.3 mph	38°
49.	Angelo Castellano (4)	39 - May 17	vs. Toledo	Miguel Del Pozo (L)	4-seam FB	LF	1	▼5	2	1-0	10-5	W, 16-8	385 ft	99.2 mph	26°
50.	Brewer Hicklen (2)	40 - May 18	vs. Toledo	Miguel Diaz	Sinker	LCF	2	▼8	0	2-0	9-0	W, 9-0	443 ft	108.4 mph	32°
51.	Drew Waters (1)	43 - May 21	vs. Toledo	Ashton Goudeau	4-seam FB	RCF	0	▼3	0	1-1	1-2	W, 8-4	408 ft	108.7 mph	29°
52.	Drew Waters (2)	43 - May 21	vs. Toledo	Ashton Goudeau	Changeup	LCF	1	▼4	1	2-0	4-3	W, 8-4	366 ft	99.5 mph	32°
53.	Tucker Bradley (2)	43 - May 21	vs. Toledo	Seth Elledge	Sinker	LCF	1	▼6	0	1-1	6-4	W, 8-4	388 ft	100.5 mph	28°
54.	Jakson Reetz (4)	43 - May 21	vs. Toledo	Braden Bristo	Sweeper	LF	0	▼7	0	2-1	8-4	W, 8-4	412 ft	104.1 mph	36°
55.	Dairon Blanco (3)	44 - May 23	@ St. Paul	Simeon Woods Richardson	4-seam FB	CF	0	▲4	1	1-1	4-0	W, 6-1	455 ft	104.5 mph	28°
56.	Nick Loftin (7)	45 - May 24	@ St. Paul	Brent Headrick (L)	Changeup	LF	2	▲3	1	2-2	3-5	L, 6-5	433 ft	103.7 mph	24°
57.	Nick Loftin (8)	46 - May 25	@ St. Paul	Cody Lawersyson	Sweeper	LF	2	▲7	0	1-2	4-4	L, 8-6	357 ft	97.3 mph	22°
58.	Johan Camargo (1)	48 - May 27	@ St. Paul	Randy Dobnak	Changeup	CF	0	▲5	0	1-2	1-3	L, 14-1	426 ft	102.2 mph	26°
59.	Nick Loftin (9)	50 - May 30	vs. Memphis	Jake Woodford	Curveball	LF	1	▼1	2	0-0	2-1	W, 7-6	370 ft	91.0 mph	29°
60.	Tyler Gentry (4)	50 - May 30	vs. Memphis	Connor Thomas (L)	Slider	LCF	1	▼3	0	2-1	4-1	W, 7-6	471 ft	103.6 mph	27°
61.	Johan Camargo (2)	52 - June 1	vs. Memphis	Dakota Hudson	Slider	RCF	1	▼4	2	0-2	2-1	L, 12-6	393 ft	98.2 mph	31°
62.	Brewer Hicklen (3)	52 - June 1	vs. Memphis	Ryan Loutos	Sinker	CF	0	▼7	0	1-0	4-10	L, 12-6	425 ft	105.8 mph	33°
63.	CJ Alexander (8)	52 - June 1	vs. Memphis	Ryan Loutos	Cutter	RCF	1	▼8	0	2-2	5-12	L, 12-6	400 ft	102.8 mph	30°
64.	Nate Eaton (2)	53 - June 2	vs. Memphis	Tommy Parsons	4-seam FB	LF	0	▼1	1	0-0	1-0	W, 10-9 (10)	330 ft	103.3 mph	46°
65.	Johan Camargo (3)	56 - June 6	@ Indianapolis	Yerry De Los Santos	Sinker	RCF	0	▲9	0	3-1	3-2	W, 4-2	399 ft	107.6 mph	22°
66.	CJ Alexander (9)	57 - June 7	@ Indianapolis	Quinn Priester	Curveball	RCF	2	▲2	0	1-2	3-2	W, 9-7	404 ft	101.3 mph	34°
67.	CJ Alexander (10)	58 - June 8	@ Indianapolis	Eli Villalobos	4-seam FB	RCF	1	▲7	2	2-1	14-7	W, 15-7	408 ft	108.5 mph	35°
68.	Brewer Hicklen (4)	59 - June 9	@ Indianapolis	Kent Emanuel (L)	Sinker	RCF	1	▲4	1	1-1	5-1	W, 6-2	410 ft	106.9 mph	26°
69.	Tyler Gentry (5)	60 - June 10	@ Indianapolis	Hunter Stratton	Slider	LF	2	▲5	2	0-2	3-2	W, 9-5	431 ft	106.0 mph	28°
70.	Samad Taylor (5)	61 - June 13	vs. Columbus	Joey Cantillo (L)	4-seam FB	LCF	0	▼6	1	1-1	1-2	W, 6-5	395 ft	102.4 mph	27°
71.	Brewer Hicklen (5)	61 - June 13	vs. Columbus	Michael Kelly	Slider	LF	1	▼8	2	2-1	6-5	W, 6-5	422 ft	108.1 mph	28°
72.	Samad Taylor (6)	62 - June 14	vs. Columbus	Gavin Williams	4-seam FB	CF	0	▼1	0	2-1	1-0	W, 6-1	422 ft	104.5 mph	27°
73.	Johan Camargo (4)	62 - June 14	vs. Columbus	Gavin Williams	4-seam FB	LF	0	▼4	1	0-2	2-1	W, 6-1	324 ft	90.8 mph	34°
74.	Tyler Gentry (6)	62 - June 14	vs. Columbus	Caleb Simpson	4-seam FB	LCF	1	▼7	2	0-1	6-1	W, 6-1	388 ft	101.2 mph	24°
75.	Kyle Isbel (1)	64 - June 16	vs. Columbus	Thomas Ponticelli	Sweeper	CF	0	▼1	1	1-0	1-1	W, 4-1	406 ft	104.3 mph	23°
76.	Nate Eaton (3)	65 - June 17	vs. Columbus	Jhon Romero	4-seam FB	CF	0	▼1	0	0-0	1-0	W, 13-4	412 ft	103.0 mph	33°
77.	Nate Eaton (4)	65 - June 17	vs. Columbus	Caleb Baragar (L)	4-seam FB	LF	0	▼3	0	2-2	2-0	W, 13-4	410 ft	103.8 mph	37°
78.	Jermaine Palacios (1)	66 - June 18	vs. Columbus	Joey Cantillo (L)	Changeup	LCF	1	▼2	2	1-1	2-0	W, 6-4	409 ft	101.9 mph	29°
79.	John Rave (1)	66 - June 18	vs. Columbus	Joey Cantillo (L)	4-seam FB	LCF	2	▼3	2	1-2	6-1	W, 6-4	ITP	96.5 mph	26°
80.	Adeiny Hechavarria (1)	69 - June 22	@ Rochester	Tommy Romero	4-seam FB	LCF	3	▲4	2	3-0	4-2	W, 8-4	411 ft	100.5 mph	29°
81.	Kyle Isbel (2)	70 - June 23	@ Rochester	Joan Adon	4-seam FB	RF	0	▲4	0	3-2	1-0	W, 4-2	375 ft	102.8 mph	32°
82.	John Rave (2)	71 - June 24	@ Rochester	Anthony Banda (L)	Slider	RCF	0	▲4	2	1-1	1-0	L, 3-2	406 ft	101.9 mph	24°

HR #	PLAYER (SEASON #)	GM # - DATE	OPPONENT	PITCHER	PITCH TYPE	DIRECTION	ON BASE	INNING	OUTS	COUNT	SCORE	FINAL	DISTANCE	EXIT VELO	LAUNCH ANGLE
83.	Adeiny Hechavarria (2)	74 - June 29	vs. Iowa	Riley Thompson	4-seam FB	LCF	0	▼2	1	1-1	1-2	W, 8-3	387 ft	97.1 mph	36°
84.	Angelo Castellano (5)	74 - June 29	vs. Iowa	Riley Thompson	Sinker	LF	1	▼2	1	0-0	3-2	W, 8-3	396 ft	99.6 mph	30°
85.	John Rave (3)	74 - June 29	vs. Iowa	Brendon Little (L)	Sinker	LF	0	▼7	2	3-1	8-2	W, 8-3	366 ft	98.0 mph	32°
86.	Tucker Bradley (3)	76 - July 2 (G1)	vs. Iowa	Chris Clarke	Slider	RF	1	▼3	2	1-0	5-1	W, 11-1 (7)	355 ft	90.5 mph	36°
87.	Angelo Castellano (6)	76 - July 2 (G1)	vs. Iowa	Rowan Wick	4-seam FB	LF	0	▼5	2	1-2	8-1	W, 11-1 (7)	385 ft	102.5 mph	21°
88.	Nate Eaton (5)	77 - July 2 (G2)	vs. Iowa	Nick Neidert	Curveball	CF	0	▼4	2	0-0	2-1	L, 6-2 (7)	422 ft	103.0 mph	28°
89.	Tyler Gentry (7)	78 - July 3	vs. Iowa	Ben Brown	Slider	LF	0	▼4	1	2-2	2-4	L, 7-6	352 ft	98.7 mph	22°
90.	Logan Porter (8)	80 - July 5	@ Gwinnett	Justus Sheffield (L)	Sinker	LF	0	▲3	0	0-0	4-1	L, 8-7 (10)	383 ft	97.8 mph	40°
91.	Nate Eaton (6)	80 - July 5	@ Gwinnett	Nick Margevicius (L)	Changeup	CF	1	▲1	1	2-1	3-1	L, 9-6	417 ft	101.3 mph	32°
92.	Tyler Gentry (8)	80 - July 5	@ Gwinnett	Derek Rodriguez	4-seam FB	LCF	2	▲6	2	2-0	6-7	L, 9-6	410 ft	104.3 mph	24°
93.	Logan Porter (9)	82 - July 7	@ Gwinnett	Jared Shuster (L)	Changeup	LCF	0	▲1	2	2-1	1-0	W, 7-1	400 ft	103.6 mph	26°
94.	Jermaine Palacios (2)	82 - July 7	@ Gwinnett	Matt Swarmer	Slider	LF	1	▲6	0	1-2	4-1	W, 7-1	357 ft	95.3 mph	28°
95.	Brewer Hicklen (5)	84 - July 14	vs. Indianapolis	Wil Crowe	-	LCF	0	▼2	1	0-0	2-10	L, 13-5	441 ft	-	-
96.	Tucker Bradley (4)	84 - July 14	vs. Indianapolis	Kent Emanuel (L)	Sinker	RF	0	▼5	0	2-0	3-11	L, 13-5	415 ft	106.3 mph	33°
97.	Brewer Hicklen (6)	84 - July 14	vs. Indianapolis	Juan Minaya	Slider	LCF	1	▼9	2	0-0	5-13	L, 13-5	428 ft	108.5 mph	26°
98.	Tyler Gentry (9)	85 - July 15	vs. Indianapolis	Cam Alldred (L)	Slider	LF	2	▼2	1	0-2	3-0	W, 8-3	355 ft	97.1 mph	23°
99.	Logan Porter (10)	85 - July 15	vs. Indianapolis	Jose Hernandez (L)	4-seam FB	LCF	1	▼3	1	2-1	5-1	W, 8-3	382 ft	97.7 mph	29°
100.	CJ Alexander (11)	85 - July 15	vs. Indianapolis	Hunter Stratton	Cutter	RF	1	▼7	2	1-2	8-2	W, 8-3	382 ft	97.2 mph	37°
101.	Adeiny Hechavarria (3)	86 - July 16	vs. Indianapolis	Jared Jones	4-seam FB	RCF	2	▼4	2	3-1	3-3	L, 11-4	396 ft	99.3 mph	35°
102.	Nate Eaton (7)	86 - July 16	vs. Indianapolis	Kyle Nicolas	4-seam FB	CF	0	▼6	0	0-0	4-10	L, 11-4	413 ft	101.9 mph	29°
103.	Nate Eaton (8)	88 - July 19	vs. St. Paul	Aaron Sanchez	Changeup	LCF	1	▼9	1	2-0	4-9	L, 9-4	396 ft	104.1 mph	37°
104.	Jermaine Palacios (3)	89 - July 20	vs. St. Paul	Ronny Henriquez	4-seam FB	LF	0	▼5	0	2-0	2-0	L, 6-5	364 ft	96.0 mph	30°
105.	Nick Loftin (10)	95 - July 28	@ Columbus	Thomas Ponticelli	Slider	LCF	0	▲1	2	0-0	1-0	W, 7-6	407 ft	101.6 mph	26°
106.	Nate Eaton (9)	95 - July 28	@ Columbus	Thomas Ponticelli	Sweeper	LF	1	▲2	0	1-2	3-0	W, 7-6	398 ft	107.3 mph	24°
107.	John Rave (4)	95 - July 28	@ Columbus	Randy Labaut (L)	4-seam FB	RCF	0	▲6	0	0-0	4-2	W, 7-6	377 ft	99.0 mph	28°
108.	Angelo Castellano (7)	95 - July 28	@ Columbus	Jhon Romero	Slider	LF	1	▲6	2	2-2	6-2	W, 7-6	356 ft	99.4 mph	22°
109.	Tyler Gentry (10)	97 - July 29	@ Columbus	Joey Cantillo (L)	4-seam FB	CF	0	▲2	0	3-2	1-0	L, 6-3	399 ft	103.0 mph	24°
110.	Matt Beatty (1)	98 - July 30	@ Columbus	Peyton Battenfield	4-seam FB	RCF	0	▲1	1	1-0	1-0	W, 7-5	376 ft	101.2 mph	23°
111.	Brewer Hicklen (8)	98 - July 30	@ Columbus	Peyton Battenfield	4-seam FB	LF	0	▲2	2	0-1	2-0	W, 7-5	373 ft	96.0 mph	25°
112.	Tyler Gentry (11)	98 - July 30	@ Columbus	Peyton Battenfield	Cutter	RCF	0	▲5	0	0-1	3-1	W, 7-5	370 ft	97.5 mph	26°
113.	Adeiny Hechavarria (4)	98 - July 30	@ Columbus	Peyton Battenfield	4-seam FB	CF	1	▲5	0	0-0	5-1	W, 7-5	433 ft	102.3 mph	26°
114.	Nick Loftin (11)	98 - July 30	@ Columbus	Peyton Battenfield	Cutter	CF	1	▲5	2	1-1	7-1	W, 7-5	400 ft	100.9 mph	24°
115.	José Briceño (1)	102 - August 4	@ Louisville	Levi Stoudt	Slider	LF	0	▲3	1	2-2	1-1	L, 8-3	385 ft	95.8 mph	24°
116.	CJ Alexander (12)	102 - August 4	@ Louisville	Ryan Nutof	Cutter	RF	0	▲7	0	0-0	3-8	L, 8-3	349 ft	101.7 mph	25°
117.	Tyler Gentry (12)	104 - August 6	@ Louisville	Christian Roa	Slider	LF	0	▲3	2	0-2	1-1	L, 5-4	361 ft	99.5 mph	24°
118.	Adeiny Hechavarria (5)	105 - August 8	vs. Iowa	Nick Neidert	4-seam FB	CF	0	▼3	0	1-0	1-0	L, 8-2	413 ft	103.4 mph	22°
119.	Devin Mann (1)	105 - August 8	vs. Iowa	Nick Neidert	Curveball	LF	0	▼6	2	0-0	2-2	L, 8-2	386 ft	103.8 mph	25°
120.	Adeiny Hechavarria (6)	106 - August 9	vs. Iowa	Keegan Thompson	4-seam FB	RF	0	▼8	0	3-2	1-16	L, 20-1	346 ft	95.4 mph	30°
121.	Nate Eaton (10)	107 - August 10	vs. Iowa	Jordan Wicks (L)	Changeup	LCF	0	▼4	2	1-1	1-1	L, 10-3	367 ft	95.0 mph	31°
122.	José Briceño (2)	107 - August 10	vs. Iowa	Chris Clarke	Sinker	LF	0	▼7	2	2-1	2-8	L, 10-3	397 ft	98.0 mph	25°
123.	Nate Eaton (11)	108 - August 11	vs. Iowa	Bailey Horn (L)	Curveball	LCF	0	▼8	0	2-2	3-8	L, 9-4	403 ft	101.1 mph	29°
124.	Clay Dungan (2)	109 - August 12	vs. Iowa	Tyler Duffey	4-seam FB	RF	0	▼1	0	1-0	1-2	L, 7-4	399 ft	107.5 mph	26°
125.	Nick Loftin (12)	109 - August 12	vs. Iowa	Tyler Duffey	4-seam FB	LCF	1	▼3	1	3-2	3-4	L, 7-4	400 ft	98.6 mph	28°
126.	Tyler Gentry (13)	109 - August 12	vs. Iowa	Tyler Duffey	Slider	LCF	0	▼3	2	1-1	4-4	L, 7-4	425 ft	104.1 mph	26°
127.	Edward Olivares (1)	110 - August 15	@ Toledo	Spencer Turnbull	4-seam FB	RF	1	▲1	0	0-1	2-0	W, 11-8	364 ft	98.0 mph	30°
128.	Nick Loftin (13)	111 - August 16	@ Toledo	Keider Montero	Curveball	CF	0	▲3	0	0-0	1-2	L, 8-2	420 ft	104.7 mph	26°
129.	José Briceño (3)	112 - August 17	@ Toledo	Miguel Diaz	Sinker	LF	1	▲9	2	2-1	2-4	L, 4-2	401 ft	104.7 mph	26°
130.	Angelo Castellano (8)	114 - August 19	@ Toledo	Zach Logue (L)	Curveball	LF	0	▲3	2	1-0	1-1	W, 5-3	394 ft	100.2 mph	27°
131.	Devin Mann (2)	114 - August 19	@ Toledo	Rony Garcia	4-seam FB	LCF	0	▲5	0	2-0	5-2	W, 5-3	415 ft	105.7 mph	30°
132.	Bubba Thompson (1)	116 - August 22	vs. St. Paul	Louie Varland	4-seam FB	LF	1	▼2	2	1-1	5-2	W, 14-4	364 ft	92.0 mph	28°
133.	Devin Mann (3)	117 - August 23	vs. St. Paul	Patrick Murphy	4-seam FB	LCF	0	▼4	2	1-2	1-3	L, 6-2	405 ft	98.7 mph	37°
134.	Angelo Castellano (9)	117 - August 23	vs. St. Paul	Patrick Murphy	Curveball	LCF	0	▼5	2	1-2	2-4	L, 6-2	377 ft	97.2 mph	41°
135.	Edward Olivares (2)	117 - August 23	vs. St. Paul	Kody Funderburk (L)	Sinker	RF	1	▼8	2	1-0	4-4	L, 6-2	351 ft	98.1 mph	34°
136.	Nick Loftin (14)	120 - August 26	vs. St. Paul	Randy Dobnak	Slider	LCF	1	▼6	0	1-2	5-2	W, 7-3	380 ft	107.3 mph	19°
137.	Bubba Thompson (2)	121 - August 27	vs. St. Paul	Michael Boyle (L)	4-seam FB	CF	0	▼1	0	0-0	1-0	W, 5-3	435 ft	102.6 mph	29°
138.	Nate Eaton (12)	121 - August 27	vs. St. Paul	Michael Boyle (L)	Slider	LF	2	▼1	2	0-0	4-0	W, 5-3	387 ft	106.1 mph	26°
139.	Edward Olivares (3)	121 - August 27	vs. St. Paul	Austin Brice	Sinker	RF	0	▼5	1	0-0	5-3	W, 5-3	361 ft	97.9 mph	31°
140.	Logan Porter (11)	122 - August 29	vs. Louisville	Christian Roa	4-seam FB	LF	0	▼2	0	3-1	1-3	W, 4-3	414 ft	103.8 mph	29°
141.	Devin Mann (4)	123 - August 30	vs. Louisville	Michael Mariot	4-seam FB	LF	1	▼2	0	0-0	2-0	W, 4-2	370 ft	97.9 mph	27°
142.	Logan Porter (12)	123 - August 30	vs. Louisville	Michael Mariot	Sinker	LF	0	▼5	0	2-1	4-0	W, 4-2	364 ft	95.2 mph	28°
143.	Angelo Castellano (10)	124 - August 31	vs. Louisville	Alan Busenitz	Sweeper	LF	1	▼9	2	0-1	4-5	L, 5-4	372 ft	96.0 mph	26°
144.	Nick Pratto (3)	125 - September 1	vs. Louisville	Randy Wynne	Curveball	RF	1	▼1	1	0-0	2-2	L, 12-7	375 ft	99.0 mph	33°
145.	Nick Pratto (4)	125 - September 1	vs. Louisville	Levi Stoudt	4-seam FB	RF	2	▼5	2	1-2	5-7	L, 12-7	383 ft	103.5 mph	26°
146.	Bubba Thompson (3)	125 - September 1	vs. Louisville	Levi Stoudt	Slider	CF	1	▼9	0	2-2	7-12	L, 12-7	409 ft	99.8 mph	29°

ABS CHALLENGES BY PLAYER

HITTERS – 52% (35-FOR-68)	TOTAL CHALLENGES	SUCCESSFUL CHALLENGES	SUCCESS RATE (%)
CJ Alexander	4	2	50%
Dairon Blanco	2	1	50%
Tucker Bradley	2	1	50%
José Briceño	1	0	0%
Angelo Castellano	5	3	60%
Clay Dungan	7	5	71%
Nate Eaton	4	2	50%
Maikel Garcia	1	0	0%
Tyler Gentry	2	1	50%
Adeiny Hechavarria	2	1	50%
Brewer Hicklen	4	2	50%
Nick Loftin	6	3	50%
Devin Mann	1	0	0%
Edward Olivares	1	0	0%
Jermaine Palacios	2	0	0%
Logan Porter	11	7	64%
Nick Pratto	2	1	50%
John Rave	2	2	100%
Jakson Reetz	3	1	33%
Samad Taylor	3	0	0%
Bubba Thompson	1	1	100%
Nelson Velázquez	1	1	100%
Drew Waters	1	1	100%

CATCHERS – 38% (28-FOR-74)	TOTAL CHALLENGES	SUCCESSFUL CHALLENGES	SUCCESS RATE (%)
José Briceño	21	6	29%
Logan Porter	21	9	43%
Jakson Reetz	32	13	41%

PITCHERS – 37% (7-FOR-19)	TOTAL CHALLENGES	SUCCESSFUL CHALLENGES	SUCCESS RATE (%)
Max Castillo	2	1	50%
Christian Chamberlain	6	4	67%
Jonah Dipoto	2	1	50%
Jonathan Heasley	1	0	0%
Andrew Hoffmann	1	0	0%
Will Klein	2	0	0%
Jackson Kowar	2	1	50%
James McArthur	1	0	0%
Daniel Mengden	1	0	0%
Nick Wittgren	1	0	0%

ABS CHALLENGES BY GAME

DATE	TOTAL	SUCCESSFUL	SUCCESS RATE (%)	DATE	TOTAL	SUCCESSFUL	SUCCESS RATE (%)
April 28	2	0	0%	July 21	6	3	50%
May 5	2	0	0%	July 22	3	2	67%
May 6	0	0	–	July 23	2	0	0%
May 7	4	1	25%	July 28	4	2	50%
May 12	4	2	50%	July 29	4	2	50%
May 13	2	0	0%	July 30	3	0	0%
May 14	4	1	25%	August 4	4	2	50%
May 19	1	0	0%	August 5	1	0	0%
May 20	6	3	50%	August 6	4	1	25%
May 21	9	7	78%	August 11	3	2	67%
May 26	5	2	40%	August 12	3	1	33%
May 27	3	1	33%	August 18	3	2	67%
May 28	4	1	25%	August 19	4	2	50%
June 2	2	0	0%	August 20	2	1	50%
June 3	3	0	0%	August 25	1	0	0%
June 4	3	1	33%	August 26	3	1	33%
June 9	4	3	75%	August 27	3	2	67%
June 10	4	1	25%	September 1	7	6	86%
June 16	1	0	0%	September 2			
June 17	4	2	50%	September 3			
June 18	3	1	33%	September 8			
June 23	3	2	67%	September 9			
June 24	4	1	25%	September 10			
June 25	1	1	25%	September 15			
July 2 [G1]	5	2	40%	September 16			
July 2 [G2]	1	0	0%	September 17			
July 3	4	2	50%	September 22			
July 7	4	3	75%	September 23			
July 9	2	0	0%	September 24			
July 15	0	0	–				
July 16	7	4	57%				

ABS CHALLENGES BY COUNT

COUNT	TOTAL CHALLENGES	SUCCESSFUL CHALLENGES	SUCCESS RATE (%)
0-0 Count	35	12	34%
0-1 Count	21	9	43%
0-2 Count	4	3	75%
1-0 Count	18	10	56%
1-1 Count	20	11	55%
1-2 Count	12	4	33%
2-0 Count	5	2	40%
2-1 Count	7	3	43%
2-2 Count	16	7	44%
3-0 Count	3	2	67%
3-1 Count	4	3	75%
3-2 Count	16	4	25%

ABS CHALLENGES BY INNING

INNING	CHALLENGES	SUCCESSFUL CHALLENGES	SUCCESS RATE (%)
1st Inning	9	3	33%
2nd Inning	14	6	43%
3rd Inning	18	8	44%
4th Inning	12	5	42%
5th Inning	19	7	37%
6th Inning	22	12	55%
7th Inning	18	11	61%
8th Inning	26	11	42%
9th Inning	23	7	30%
Extras	0	–	–

ABS CHALLENGES BY UMPIRE

UMPIRE	CHALLENGES	OVERTURNED CALLS	OVERTURNED RATE (%)
David Arrieta	3	2	67%
John Bacon	1	0	0%
Brock Ballou	4	2	50%
Mark Bass	7	2	29%
Matthew Bates	4	3	75%
Jhonatan Biarreta	8	4	50%
Sam Burch	4	1	25%
Matthew Brown	6	3	50%
Cody Clark	4	0	0%
Paul Clemons	4	0	0%
Trevor Danneger	2	0	0%
Darius Ghani	3	1	33%
Luis Hernandez	8	4	50%
Steven Jaschinski	3	2	67%
Edwin Jimenez	3	2	67%
Tyler Jones	6	2	33%
Dexter Kelley	4	0	0%
Louie Krupa	1	0	0%
Chris Marco	7	3	43%
Jose Matamoros	3	1	33%
Raul Moreno	5	2	40%
Robert Nunez	5	1	20%
Cody Oakes	2	0	0%
Jennifer Pawol	7	4	57%
Mike Rains	4	1	25%
Randy Rosenberg	9	3	33%
Derek Thomas	5	2	40%
Nate Tomlinson	4	2	50%
Kelvis Velez	13	9	69%
Tom West	4	2	50%
Lew Williams III	4	3	75%
Dillon Wilson	7	3	43%
Matt Winter	7	6	86%

THIS WEEK'S CREW IN BOLD

ABS SUCCESSFUL CHALLENGE TRACKER (70-FOR-161 / 43.5%)

#	GM # - DATE	OPPONENT	PLAYER CHALLENGING	POSITION	INNING	CALL (COUNT)	OVERTURNED?	PLAY RESULT (COUNT)	OPPONENT	UMPIRE
6.	31 - May 7	vs. Louisville	Brewer Hicklen	Batter	▼ 3	Strike (3-2)	YES	Walk (3-2)	Andrew Abbott (P)	Randy Rosenberg
9.	35 - May 12	@ Scranton/WB	Jakson Reetz	Catcher	▼ 5	Ball (0-0)	YES	Lineout, L9 (0-2)	Carlos Narvaez (C)	Dillon Wilson
10.	35 - May 12	@ Scranton/WB	Jakson Reetz	Catcher	▼ 7	Ball (2-1)	YES	Strikeout Looking (2-2)	Jamie Westbrook (2B)	Dillon Wilson
17.	37 - May 14	@ Scranton/WB	Jakson Reetz	Catcher	▼ 7	Ball (2-2)	YES	Strikeout Looking (2-2)	Franchy Cordero (RF)	Robert Nunez
20.	42 - May 20	vs. Toledo	Jakson Reetz	Catcher	▲ 2	Ball (2-2)	YES	Strikeout Looking (2-2)	Donny Sands (C)	Jhonatan Biarreta
21.	42 - May 20	vs. Toledo	Jakson Reetz	Catcher	▲ 3	Ball (1-1)	YES	Groundout, 5-3 (1-2)	Justyn-Henry Malloy (3B)	Jhonatan Biarreta
24.	42 - May 20	vs. Toledo	Jakson Reetz	Catcher	▲ 6	Ball (3-0)	YES	RBI Walk (3-2)	Justyn-Henry Malloy (3B)	Jhonatan Biarreta
26.	43 - May 21	vs. Toledo	Jakson Reetz	Catcher	▲ 2	Ball (0-1)	YES	Walk (3-2)	Donny Sands (C)	Kelvis Velez
27.	43 - May 21	vs. Toledo	Angelo Castellano	Batter	▼ 4	Strike (0-1)	YES	Flyout, F8 (2-2)	Ashton Goudeau (P)	Kelvis Velez
29.	43 - May 21	vs. Toledo	Brewer Hicklen	Batter	▼ 5	Strike (1-0)	YES	Lineout, L7 (2-1)	Seth Elledge (P)	Kelvis Velez
31.	43 - May 21	vs. Toledo	Dairon Blanco	Batter	▼ 6	Strike (3-2)	YES	Walk (3-2)	Seth Elledge (P)	Kelvis Velez
32.	43 - May 21	vs. Toledo	Drew Waters	Batter	▼ 6	Strike (0-2)	YES	Double (1-2)	Seth Elledge (P)	Kelvis Velez
33.	43 - May 21	vs. Toledo	Logan Porter	Batter	▼ 6	Strike (1-1)	YES	Walk (3-2)	Braden Bristo (P)	Kelvis Velez
34.	43 - May 21	vs. Toledo	Jakson Reetz	Catcher	▲ 9	Ball (1-0)	YES	Double Play, 5-4-3 (2-2)	Donny Sands (C)	Kelvis Velez
36.	47 - May 26	@ St. Paul	Jakson Reetz	Catcher	▼ 6	Ball (3-1)	YES	Strikeout Swinging (3-2)	Chris Williams (DH)	Derek Thomas
37.	47 - May 26	@ St. Paul	Jakson Reetz	Catcher	▼ 6	Ball (0-0)	YES	Groundout, 1-3 (0-1)	Andrew Bechtold (3B)	Derek Thomas
41.	48 - May 27	@ St. Paul	Jonah Dipoto	Pitcher	▼ 5	Ball (1-0)	YES	Strikeout Swinging (2-2)	Andrew Bechtold (2B)	Darius Ghani
44.	49 - May 28	@ St. Paul	Jakson Reetz	Catcher	▼ 5	Ball (0-1)	YES	Strikeout Swinging (0-2)	Alex De Goti (2B)	Mike Rains
53.	55 - June 4	vs. Memphis	Logan Porter	Catcher	▲ 6	Ball (0-0)	YES	Groundout, 6-3 (2-2)	Juniel Querecuto (CF)	Mark Bass
55.	59 - June 9	@ Indianapolis	Logan Porter	Batter	▲ 3	Strike (0-0)	YES	Flyout, F9 (2-1)	Kent Emanuel (P)	Lew Williams III
56.	59 - June 9	@ Indianapolis	Jakson Reetz	Catcher	▲ 7	Ball (0-1)	YES	Strikeout Swinging (0-2)	Nick Gonzales (2B)	Lew Williams III
57.	59 - June 9	@ Indianapolis	Jakson Reetz	Catcher	▼ 9	Ball (0-0)	YES	Strikeout Swinging (0-2)	Ryan Vlade (CF)	Lew Williams III
61.	60 - June 10	@ Indianapolis	Jakson Reetz	Batter	▲ 7	Strike (0-2)	YES	Groundout, 6-3 (2-2)	Tyler Chatwood (P)	Sam Burch
64.	65 - June 17	vs. Columbus	Adeiny Hechavarria	Batter	▼ 4	Strike (3-1)	YES	Walk (3-1)	Luis Oviedo (P)	Luis Hernandez
67.	65 - June 17	vs. Columbus	Logan Porter	Catcher	▲ 7	Ball (1-1)	YES	Single (1-2)	George Valera (RF)	Luis Hernandez
70.	66 - June 18	vs. Columbus	José Briceño	Catcher	▲ 8	Ball (1-0)	YES	Groundout, 4-3 (2-2)	Jhonkensy Noel (1B)	Jose Matamoros
71.	70 - June 23	@ Rochester	Clay Dungan	Batter	▲ 6	Strike (1-2)	YES	Single (2-2)	Joan Adon (P)	Steven Jaschinski
72.	70 - June 23	@ Rochester	Logan Porter	Batter	▲ 8	Strike (1-0)	YES	Strikeout Looking (2-2)	Amos Willingham (P)	Steven Jaschinski
76.	71 - June 24	@ Rochester	José Briceño	Catcher	▼ 6	Ball (1-0)	YES	Walk (3-2)	Travis Blankenhorn (LF)	Chris Marco
78.	72 - June 25	@ Rochester	John Rave	Batter	▲ 3	Ball (1-2)	YES	Strikeout Swinging (2-2)	Sean Doolittle (L)	Tom West
81.	76 - July 2 [G1]	vs. Iowa	Clay Dungan	Batter	▼ 5	Strike (1-0)	YES	RBI Single (2-1)	Rowan Wick (P)	Randy Rosenberg
82.	76 - July 2 [G1]	vs. Iowa	Nate Eaton	Batter	▼ 6	Strike (1-0)	YES	Strikeout Swinging (2-2)	Rowan Wick (P)	Randy Rosenberg
85.	78 - July 3	vs. Iowa	Logan Porter	Catcher	▲ 4	Ball (0-1)	YES	Walk (3-2)	Dom Nunez (C)	Tyler Jones
87.	78 - July 3	vs. Iowa	Clay Dungan	Batter	▼ 7	Strike (0-0)	YES	Strikeout Looking (2-2)	Bailey Horn (P)	Tyler Jones
89.	82 - July 7	@ Gwinnett	Logan Porter	Batter	▲ 3	Strike (2-1)	YES	Walk (3-1)	Jared Shuster (P)	Matthew Bates
90.	82 - July 7	@ Gwinnett	Logan Porter	Batter	▲ 3	Strike (3-1)	YES	Walk (3-1)	Jared Shuster (P)	Matthew Bates
92.	82 - July 7	@ Gwinnett	Logan Porter	Catcher	▼ 9	Ball (3-0)	YES	Walk (3-2)	Chadwick Tromp (C)	Matthew Bates
96.	86 - July 16	vs. Indianapolis	Christian Chamberlain	Pitcher	▲ 3	Ball (2-2)	YES	Strikeout Looking (2-2)	Canaan Smith-Nijgba (RF)	Jennifer Pawol
97.	86 - July 16	vs. Indianapolis	Christian Chamberlain	Pitcher	▲ 4	Ball (1-1)	YES	RBI Double (1-2)	Vinny Capra (3B)	Jennifer Pawol
98.	86 - July 16	vs. Indianapolis	Christian Chamberlain	Pitcher	▲ 4	Ball (2-2)	YES	Strikeout Looking (2-2)	Josh Bissonette (2B)	Jennifer Pawol
100.	86 - July 16	vs. Indianapolis	Jackson Kowar	Pitcher	▲ 8	Ball (2-2)	YES	Strikeout Looking (2-2)	Aaron Shackelford (DH)	Jennifer Pawol
103.	90 - July 21	vs. St. Paul	Logan Porter	Catcher	▲ 7	Ball (1-0)	YES	Walk (3-2)	Kyle Garlick (1B)	Matthew Brown
104.	90 - July 21	vs. St. Paul	Logan Porter	Catcher	▲ 7	Ball (0-0)	YES	Fielder's Choice, 6-4 (1-2)	Chris Williams (C)	Matthew Brown
106.	90 - July 21	vs. St. Paul	Christian Chamberlain	Pitcher	▲ 8	Ball (0-1)	YES	Strikeout Swinging (0-2)	Ernie Yake (3B)	Matthew Brown
109.	91 - July 22	vs. St. Paul	Tyler Gentry	Batter	▼ 2	Strike (2-1)	YES	Walk (3-1)	Dallas Keuchel (P)	David Arrieta
110.	91 - July 22	vs. St. Paul	José Briceño	Catcher	▲ 8	Ball (0-1)	YES	Groundout, 6-3 (1-2)	Trevor Larnach (LF)	David Arrieta
114.	96 - July 28	@ Columbus	CJ Alexander	Batter	▲ 6	Strike (2-2)	YES	Walk (3-2)	Randy Labaut (P)	Luis Hernandez
115.	96 - July 28	@ Columbus	Nate Eaton	Batter	▲ 7	Strike (1-0)	YES	Fielder's Choice, 6-4 (1-1)	Jhon Romero (P)	Luis Hernandez
118.	97 - July 29	@ Columbus	José Briceño	Catcher	▼ 3	Ball (1-1)	YES	Strikeout Swinging (1-2)	Daniel Schneemann (3B)	Nate Tomlinson
119.	97 - July 29	@ Columbus	José Briceño	Catcher	▼ 5	Ball (1-1)	YES	Double Play, 4-6-3 (1-2)	Daniel Schneemann (3B)	Nate Tomlinson
125.	102 - August 4	@ Louisville	Clay Dungan	Batter	▲ 8	Strike (0-0)	YES	Single (2-1)	Tony Santillan (P)	Brock Ballou
126.	102 - August 4	@ Louisville	Nelson Velázquez	Batter	▲ 8	Strike (2-0)	YES	Flyout, F9 (3-0)	Tony Santillan (P)	Brock Ballou
130.	103 - August 6	@ Louisville	José Briceño	Catcher	▼ 2	Ball (1-2)	YES	Strikeout Looking (1-2)	Jason Vosler (3B)	Mark Bass
133.	108 - August 11	vs. Iowa	Tucker Bradley	Batter	▼ 7	Strike (2-2)	YES	Single (3-2)	Bailey Horn (P)	Chris Marco
135.	108 - August 11	vs. Iowa	Logan Porter	Batter	▼ 9	Strike (1-1)	YES	Walk (3-1)	Cam Sanders (P)	Chris Marco
136.	109 - August 12	vs. Iowa	Nick Loftin	Batter	▼ 1	Strike (0-0)	YES	Strikeout Swinging (2-2)	Tyler Duffey (P)	Tom West
139.	113 - August 18	@ Toledo	CJ Alexander	Batter	▲ 7	Strike (1-2)	YES	Strikeout Looking (2-2)	Blair Calvo (P)	Edwin Jimenez
140.	113 - August 18	@ Toledo	Nick Pratto	Batter	▲ 8	Strike (0-1)	YES	Strikeout Looking (1-2)	Sam Clay (P)	Edwin Jimenez
143.	114 - August 19	@ Toledo	Logan Porter	Catcher	▼ 5	Ball (0-0)	YES	Groundout, 1-3 (2-2)	Wenceel Perez (2B)	Kelvis Velez
144.	114 - August 19	@ Toledo	Nick Loftin	Batter	▲ 8	Strike (3-2)	YES	Walk (3-2)	Layne Henderson (P)	Kelvis Velez
147.	115 - August 20	@ Toledo	Nick Loftin	Batter	▲ 9	Strike (0-2)	YES	Strikeout Looking (2-2)	Miguel Diaz (P)	Jhonatan Biarreta
149.	120 - August 26	vs. St. Paul	Logan Porter	Catcher	▲ 1	Ball (1-1)	YES	Strikeout Swinging (1-2)	Anthony Prato (SS)	Dillon Wilson
152.	121 - August 27	vs. St. Paul	Max Castillo	Pitcher	▲ 1	Ball (3-2)	YES	Strikeout Looking (3-2)	Willi Castro (3B)	Raul Moreno
154.	121 - August 27	vs. St. Paul	Bubba Thompson	Batter	▼ 2	Strike (0-0)	YES	Groundout, 5-3 (2-1)	Ronny Henriquez (P)	Raul Moreno
155.	125 - September 1	vs. Louisville	Angelo Castellano	Batter	▼ 2	Strike (0-1)	YES	Flyout, F9 (2-1)	Randy Wynne (P)	Matt Winter
156.	125 - September 1	vs. Louisville	Angelo Castellano	Batter	▼ 2	Strike (1-1)	YES	Flyout, F9 (2-1)	Randy Wynne (P)	Matt Winter
158.	125 - September 1	vs. Louisville	Logan Porter	Catcher	▲ 8	Ball (1-2)	YES	Strikeout Looking (1-2)	Jhonny Pereda (1B)	Matt Winter
159.	125 - September 1	vs. Louisville	Logan Porter	Batter	▼ 8	Strike (1-1)	YES	Groundout, 1-3 (2-2)	Levi Stoudt (P)	Matt Winter
160.	125 - September 1	vs. Louisville	Clay Dungan	Batter	▼ 9	Strike (2-0)	YES	Walk (3-0)	Levi Stoudt (P)	Matt Winter
161.	125 - September 1	vs. Louisville	John Rave	Batter	▼ 9	Strike (0-0)	YES	Strikeout Swinging (3-2)	Kevin Herget (P)	Matt Winter

13 of 70 (18.6%) successfully challenged pitches for Omaha have immediately changed the outcome of a plate appearance in favor of the Storm Chasers
(i.e. overturned call is Ball 4 on a hitter or Strike 3 for a Pitcher/Catcher, bolded in blue above).

														STORM CHASERS				OPPONENT			
GM #	MARCH	OPPONENT	SCORE	RECORD	STANDINGS, DIV	WIN	LOSS	SAVE	TEMP.	1ST PITCH	TIME	ATT.	HOME ATT.	R	H	E	LO	R	H	E	LO
1.	3/31	@ Indianapolis	W, 8-6	1-0	1st +0.5	C. Snider (1-0)	Y. De Los Santos (0-1)	J. Staumont (1)	66°	7:05 PM	2:54	8,095		8	12	0	14	6	11	2	7
														STORM CHASERS				OPPONENT			
GM #	APRIL	OPPONENT	SCORE	RECORD	STANDINGS, DIV	WIN	LOSS	SAVE	TEMP.	1ST PITCH	TIME	ATT.	HOME ATT.	R	H	E	LO	R	H	E	LO
2.	4/1	@ Indianapolis	W, 12-1	2-0	1st +1.0	D. Parrish (1-0)	C. Smith (0-1)	-	42°	1:37 PM	2:26	4,012		12	16	0	11	1	5	2	3
3.	4/2	@ Indianapolis	W, 8-3	3-0	1st +1.0	J. Kowar (1-0)	D. Zamora (0-1)	-	49°	1:36 PM	2:53	4,240		8	12	0	9	3	11	2	10
4.	4/4	TOLEDO	L, 9-2	3-1	2nd -0.5	B. White (1-0)	M. Castillo (0-1)	-	55°	6:42 PM	2:27	3,200	3,200	2	6	0	6	9	12	0	5
5.	4/5	TOLEDO	L, 7-6	3-2	2nd -1.0	T. Holton (1-0)	R. Weiss (0-1)	M. Díaz (2)	35°	12:07 PM	2:40	1,405	4,605	6	8	2	6	7	12	1	9
6.	4/6	TOLEDO	L, 8-5	3-3	3rd -2.0	J. Fry (1-0)	J. Kowar (1-1)	M. Del Pozo (1)	45°	12:06 PM	2:48	1,607	6,212	5	7	1	4	8	10	2	9
7.	4/7	TOLEDO	W, 9-4	4-3	2nd -1.0	J. Heasley (1-0)	R. Olson (0-2)	-	70°	6:35 PM	2:35	1,968	8,180	9	12	0	6	4	9	0	11
8.	4/8	TOLEDO	W, 13-8	5-3	2nd -0.5	M. Martinez (1-0)	M. Lorenzen (0-1)	-	71°	2:05 PM	2:49	2,070	10,250	13	12	3	4	8	13	0	12
9.	4/9	TOLEDO	L, 8-2	5-4	2nd -1.5	T. Holton (2-0)	M. Castillo (0-2)	-	73°	2:11 PM	2:57	2,119	12,369	2	6	3	12	8	13	0	11
10.	4/11	@ Iowa	L, 9-6	5-5	5th -2.5	R. Elías (1-0)	M. Mayers (0-1)	M. Rodríguez (1)	79°	6:38 PM	2:34	3,557		6	10	0	6	9	7	1	6
11.	4/12	@ Iowa	W, 10-6	6-5	5th -1.5	J. Kowar (2-0)	R. Thompson (0-1)	-	77°	12:09 PM	2:26	4,085		10	12	0	5	6	8	0	4
12.	4/13	@ Iowa	L, 14-1	6-6	6th -2.5	N. Neidert (1-1)	J. Heasley (1-1)	-	81°	6:38 PM	2:18	3,647		1	6	1	4	14	15	0	8
13.	4/14	@ Iowa	W, 11-8	7-6	6th -2.0	C. Snider (2-0)	M. Rodríguez (1-1)	N. Wittgren (1)	79°	7:09 PM	3:16	6,257		11	11	2	10	8	11	3	10
14.	4/15	@ Iowa	PPD/Rain (To be made up April 16)																		
14.	4/16-61	@ Iowa	Cancelled/Snow																		
15.	4/16-62	@ Iowa	Cancelled/Snow																		
14.	4/18	GWINNETT	L, 4-1	7-7	5th -3.0	T. Tice (2-0)	J. Kowar (2-2)	Y. Ríos (1)	70°	6:39 PM	2:24	1,703	14,072	1	7	1	8	4	6	0	8
15.	4/19	GWINNETT	L, 6-2	7-8	5th -4.0	B. Burrows (1-0)	J. Heasley (1-2)	-	70°	12:05 PM	2:15	6,641	20,713	2	6	0	5	6	10	0	3
16.	4/20	GWINNETT	L, 9-3	7-9	6th -4.5	B. Moran (1-0)	M. Castillo (0-3)	-	56°	6:37 PM	2:47	2,026	22,739	3	3	1	10	9	10	1	5
17.	4/21	GWINNETT	L, 7-3	7-10	7th -6.0	A. Winans (1-2)	E. Sisk (0-1)	-	44°	6:36 PM	3:01	2,041	24,780	3	9	2	9	7	11	0	8
18.	4/22	GWINNETT	L, 5-2	7-11	6th -7.0	D. Dodd (1-0)	A. Núñez (0-1)	Y. Ríos (2)	42°	2:06 PM	2:27	3,025	27,805	2	4	1	2	5	10	0	10
19.	4/23	GWINNETT	W, 5-3	8-11	6th -6.0	M. Mayers (1-1)	N. Kingham (0-3)	N. Wittgren (2)	49°	2:06 PM	2:23	2,046	29,851	5	12	3	6	3	8	0	9
20.	4/25	@ Nashville	L, 8-3	8-12	6th -7.0	R. Gasser (1-0)	J. Heasley (1-3)	-	67°	6:39 PM	2:14	4,127		3	5	1	3	8	11	0	6
21.	4/26	@ Nashville	L, 5-0	8-13	7th -8.0	C. Boushley (1-1)	M. Castillo (0-4)	-	68°	6:37 PM	2:27	5,455		0	4	0	5	5	11	1	8
22.	4/27	@ Nashville	W, 2-1	9-13	7th -7.0	A. Cox (1-0)	J. Junk (2-1)	N. Wittgren (3)	61°	7:19 PM	2:28 (4:4)	3,507		2	8	0	7	1	6	1	8
23.	4/28	@ Nashville	L, 4-3	9-14	7th -7.0	J. Bukauskas (1-0)	J. Dye (0-1)	-	69°	6:37 PM	2:26	6,707		3	5	1	3	4	7	1	4
24.	4/29	@ Nashville	L, 6-5 (10)	9-15	8th -8.0	L. Erceg (3-0)	E. Sisk (0-2)	-	70°	6:39 PM	2:58	9,833		5	8	0	6	6	13	1	15
25.	4/30	@ Nashville	W, 10-6	10-15	7th -7.0	A. Núñez (1-1)	J. Bukauskas (1-1)	-	61°	3:08 PM	3:00 (7:03)	9,469		10	11	1	9	6	9	3	9
APRIL Hitting Results: .250/.337/.441 (200-for-799), 49 2B, 2 3B, 33 HR, 124 R, 99 BB, 38 SB // APRIL Pitching Results: 9-15, 5.65 ERA (133 ER in 212.0 IP), 3/7 SV, 238 H, 30 HR, 104 BB, 198 K, 1.61 WHIP, .284 AVG																					
														STORM CHASERS				OPPONENT			
GM #	MAY	OPPONENT	SCORE	RECORD	STANDINGS, DIV	WIN	LOSS	SAVE	TEMP.	1ST PITCH	TIME	ATT.	HOME ATT.	R	H	E	LO	R	H	E	LO
26.	5/2	LOUISVILLE	L, 10-4	10-16	8th -8.0	A. Abbott (1-0)	M. Castillo (0-5)	-	57°	12:06 PM	2:57	2,024	31,875	4	6	0	10	10	14	2	8
27.	5/3	LOUISVILLE	L, 7-4	10-17	10th -9.0	B. Lively (4-0)	M. Martinez (1-1)	-	60°	11:07 AM	2:20	3,364	35,239	4	10	1	5	7	11	0	7
28.	5/4	LOUISVILLE	L, 12-10	10-18	10th -9.0	R. Wynne (1-1)	D. Parrish (1-1)	-	77°	6:36 PM	2:45	3,333	38,572	10	11	1	9	12	13	4	4
29.	5/5	LOUISVILLE	W, 6-2	11-18	10th -8.0	M. Mayers (2-1)	B. Williamson (1-4)	J. Kowar (1)	63°	6:36 PM	2:14	5,735	44,307	6	5	0	3	2	7	1	7
30.	5/6	LOUISVILLE	W, 11-9	12-18	8th -7.5	E. Sisk (1-2)	J. Kuhnel (0-1)	J. Cuas (1)	78°	6:37 PM	2:57	3,872	48,179	11	12	0	8	9	13	1	6
31.	5/7	LOUISVILLE	L, 4-3	12-19	9th -7.0	Z. Brown (1-1)	B. Kriske (0-1)	A. Busenitz (3)	82°	2:07 PM	2:46	2,469	50,648	3	8	0	7	4	6	0	8
32.	5/9	@ Scranton/WB	L, 14-2	12-20	9th -8.0	M. Spence (3-2)	D. Parrish (1-2)	-	68°	6:06 PM	2:20	3,053		2	4	1	2	14	18	1	7
33.	5/10	@ Scranton/WB	L, 4-3	12-21	10th -8.5	A. McGarity (3-0)	D. Coleman (0-1)	-	60°	11:05 AM	2:41	5,829		3	5	0	9	4	4	1	6
34.	5/11	@ Scranton/WB	W, 4-3 (11)	13-21	9th -8.5	A. Núñez (2-1)	D. Snelten (0-2)	-	76°	6:37 PM	3:02	3,691		4	4	0	6	3	8	2	10
35.	5/12	@ Scranton/WB	W, 3-2	14-21	9th -8.5	D. Lynch (1-0)	R. Vásquez (0-5)	N. Wittgren (4)	79°	6:35 PM	2:22	4,142		3	8	0	5	2	4	1	6
36.	5/13	@ Scranton/WB	L, 8-6	14-22	10th -9.0	A. McGarity (4-0)	B. Kriske (0-2)	-	76°	4:05 PM	2:32	5,027		6	14	0	6	8	10	0	5
37.	5/14	@ Scranton/WB	W, 6-3	15-22	9th -8.0	J. Dipoto (1-0)	D. Snelten (0-3)	N. Wittgren (5)	75°	1:06 PM	3:02	3,058		6	7	0	6	3	9	1	11
38.	5/16	TOLEDO	L, 9-2	15-23	10th -8.0	H. Hembree (4-1)	J. Heasley (1-4)	-	77°	6:36 PM	2:45	2,001	52,649	2	9	1	15	9	12	0	6
39.	5/17	TOLEDO	W, 16-8	16-23	10th -7.5	W. Pennington (1-0)	Z. Logue (1-3)	-	83°	6:37 PM	2:54	2,218	54,867	16	18	0	8	8	14	2	3
40.	5/18	TOLEDO	W, 9-0	17-23	10th -6.5	A. Cox (2-0)	B. Haniffee (0-3)	-	78°	6:37 PM	2:31	3,529	58,396	9	14	0	8	0	3	0	6
41.	5/19	TOLEDO	W, 9-1	18-23	10th -6.0	A. Núñez (3-1)	A. Bergner (1-1)	-	66°	6:36 PM	2:41	5,058	63,454	9	12	1	9	1	6	1	8
42.	5/20	TOLEDO	L, 4-1	18-24	10th -7.5	R. Olson (2-3)	J. McArthur (0-1)	M. Díaz (7)	75°	6:38 PM	2:47	6,882	70,336	1	2	0	8	4	5	1	8
43.	5/21	TOLEDO	W, 8-4	19-24	10th -6.5	N. Wittgren (1-0)	S. Elledge (0-1)	-	81°	5:07 PM	2:50	3,995	74,331	8	12	0	9	4	15	2	11
44.	5/23	@ St. Paul	W, 6-1	20-24	10th -6.5	D. Lynch (2-0)	S. Woods Richardson (0-5)	-	76°	11:09 AM	2:24	7,436		6	10	0	10	1	6	0	7
45.	5/24	@ St. Paul	L, 6-5	20-25	10th -6.5	O. Ortega (2-0)	B. Kriske (0-3)	-	68°	7:08 PM	3:00	4,222		5	11	1	12	6	9	2	9
46.	5/25	@ St. Paul	L, 8-6	20-26	10th -7.5	R. Henriquez (1-0)	A. Núñez (3-2)	P. Murphy (2)	74°	7:09 PM	2:50	7,218		6	10	3	12	8	10	2	6
47.	5/26	@ St. Paul	W, 6-4	21-26	9th -6.5	D. Parrish (2-2)	C. Sadzeck (1-3)	D. Coleman (1)	77°	7:08 PM	2:59	6,080		6	8	1	8	4	8	1	9
48.	5/27	@ St. Paul	L, 14-1	21-27	9th -7.5	R. Dobnak (2-1)	J. Heasley (1-5)	-	80°	7:10 PM	2:51	6,386		1	6	3	8	14	16	1	10
49.	5/28	@ St. Paul	L, 10-6	21-28	10th -8.5	J. Winder (3-1)	J. Kowar (2-3)	-	82°	5:12 PM	2:28	8,640		6	11	2	4	10	9	1	2
50.	5/30	MEMPHIS	W, 7-6	22-28	9th -8.0	A. Veneziano (1-0)	J. Woodford (0-1)	B. Kriske (1)	82°	7:06 PM	2:32	2,352	76,683	7	12	0	6	6	6	3	8
51.	5/31	MEMPHIS	L, 9-4	22-29	10th -8.5	M. McGreevy (4-0)	A. Cox (2-1)	-	84°	7:06 PM	2:37	5,049	81,732	4	9	2	8	9	11	2	8
MAY Hitting Results: .269/.366/.436 (238-for-885), 53 2B, 7 3B, 27 HR, 148 R, 120 BB, 58 SB // MAY Pitching Results: 12-14, 5.61 ERA (162 ER in 229.1 IP), 6/12 SV, 247 H, 46 HR, 126 BB, 235 K, 1.63 WHIP, .278 AVG																					
														STORM CHASERS				OPPONENT			
GM #	JUNE	OPPONENT	SCORE	RECORD	STANDINGS, DIV	WIN	LOSS	SAVE	TEMP.	1ST PITCH	TIME	ATT.	HOME ATT.	R	H	E	LO	R	H	E	LO
52.	6/1	MEMPHIS	L, 12-6	22-30	10th -9.0	D. Hudson (2-3)	C. Snider (2-1)	-	70°	7:											

GM #	JUNE	OPPONENT	SCORE	RECORD	STANDINGS, LG	WIN	LOSS	SAVE	TEMP.	1ST PITCH	TIME	ATT.	HOME ATT.	STORM CHASERS				OPPONENT			
														R	H	E	LO	R	H	E	LO
73.	6/28	IOWA	L, 9-2	0-1, 38-35	110th -1.0	C. Kilian (5-1)	B. Haniffee (0-3)	-	83°	12:07 PM	2:33	3,776	131,378	2	5	1	5	9	7	0	8
74.	6/29	IOWA	W, 8-3	1-1, 39-x-35	17th -1.0	M. Mayers (3-1)	R. Thompson (2-5)	-	89°	7:09 PM	2:44	5,951	137,329	8	12	0	11	3	3	1	4
75.	6/30	IOWA	L, 6-5	1-2, 39-36	111th -2.0	M. Rodriguez (2-3)	J. Kowar (2-4)	-	82°	7:08 PM	2:52	6,012	143,341	5	9	0	10	6	8	2	5
JUNE Hitting Results: .281/.380/.450 (226-for-804), 55 2B, 3 3B, 25 HR, 152 R, 125 BB, 45 SB // JUNE Pitching Results: 16-6, 4.35 ERA (104 ER in 215.1 IP), 6/11 SV, 187 H, 26 HR, 127 BB, 219 K, 1.46 WHIP, .232 AVG																					

GM #	JULY	OPPONENT	SCORE	RECORD	STANDINGS, LG	WIN	LOSS	SAVE	TEMP.	1ST PITCH	TIME	ATT.	HOME ATT.	STORM CHASERS				OPPONENT			
														R	H	E	LO	R	H	E	LO
76.	7/1	IOWA	PPD/Rain (Made up July 2, 6-2 loss)																		
77.	7/2 G1	IOWA	W, 11-1 (7)	2-2, 40-36	8th -1.5	J. Bowlan (2-0)	C. Clarke (0-3)	-	84°	2:07 PM	2:20	-	143,341	11	16	0	6	1	4	0	8
78.	7/2 G2	IOWA	L, 6-2 (7)	2-3, 40-37	13th -3.0	N. Neidert (4-3)	C. Ragans (0-1)	-	87°	5:06 PM	1:46	6,764	150,105	2	6	0	3	6	10	0	3
79.	7/3	IOWA	L, 7-6	2-4, 40-38	14th -4.0	B. Brown (4-5)	A. Zerpa (0-1)	M. Rodriguez (10)	88°	7:08 PM	2:41	9,023	159,128	6	5	1	5	7	9	1	5
80.	7/4	@ Gwinnett	L, 3-2	2-5, 40-39	15th -4.0	R. Muñoz (2-2)	J. Kowar (2-5)	G. Holmes (5)	88°	7:07 PM	2:14	10,067		1	3	1	0	3	4	0	6
81.	7/5	@ Gwinnett	L, 8-7 (10)	2-6, 40-40	15th -4.0	B. Burrows (3-2)	B. Kriske (0-4)	-	83°	7:07 PM	3:08	1,811		7	13	1	9	8	10	0	9
82.	7/6	@ Gwinnett	L, 9-6	2-7, 40-41	18th -5.0	N. Margevicius (3-2)	E. Sisk (2-3)	G. Holmes (6)	81°	7:08 PM	2:21	2,761		6	10	1	4	9	6	0	2
83.	7/7	@ Gwinnett	W, 7-1	3-7, 41-41	16th -4.5	C. Ragans (1-1)	J. Shuster (2-2)	J. Bowlan (1)	80°	8:13 PM	2:45 (1:08)	4,515		7	13	0	13	1	7	0	8
83.	7/8	@ Gwinnett	Cancelled/Wet Grinds																		
83.	7/9	@ Gwinnett	L, 8-1	3-8, 41-42	18th -5.5	A. Winans (7-3)	B. Keller (0-2)	-	83°	1:06 PM	2:23	5,129		1	3	1	3	8	8	0	7
84.	7/14	INDIANAPOLIS	L, 13-5	3-9, 41-43	18th -5.5	K. Emanuel (7-3)	A. Zerpa (0-2)	-	82°	7:08 PM	2:49	5,184	164,312	5	12	0	12	13	13	0	9
85.	7/15	INDIANAPOLIS	W, 8-3	4-9, 42-43	18th -5.5	W. Pennington (3-0)	C. Alldred (5-2)	-	85°	7:08 PM	2:35	5,768	170,080	8	8	0	5	3	9	0	9
86.	7/16	INDIANAPOLIS	L, 11-4	4-10, 42-44	18th -6.0	J. Jones (2-1)	B. Keller (0-3)	-	84°	5:06 PM	2:48	5,553	175,633	4	10	0	8	11	14	0	9
87.	7/18	ST. PAUL	W, 1-0	5-10, 43-44	18th -5.0	W. Pennington (4-0)	J. Winder (5-2)	-	65°	12:07 PM	2:00	2,525	178,158	1	5	0	5	0	2	1	4
88.	7/19	ST. PAUL	L, 9-4	5-11, 43-45	18th -6.0	L. Varland (4-0)	J. Bowlan (2-1)	A. Sanchez (1)	79°	7:07 PM	2:49	3,927	182,085	4	7	0	5	9	8	0	14
89.	7/20	ST. PAUL	L, 6-5	5-12, 43-46	18th -7.0	A. Brice (1-1)	S. Cruz (0-1)	P. Murphy (6)	79°	7:06 PM	2:44	5,555	187,640	5	10	0	9	6	10	0	9
90.	7/21	ST. PAUL	W, 5-4	6-12, 44-46	18th -6.5	C. Chamberlain (1-1)	J. Winder (5-3)	-	81°	7:07 PM	2:36	6,598	194,238	5	10	0	9	4	6	1	7
91.	7/22	ST. PAUL	W, 8-5	7-12, 45-46	7th -6.0	W. Klein (1-0)	B. Enlow (2-3)	-	83°	7:07 PM	2:27	5,528	199,766	8	9	0	6	5	9	2	4
92.	7/23	ST. PAUL	W, 3-1	8-12, 46-46	17th -5.0	J. McArthur (1-1)	P. Murphy (5-2)	W. Klein (1)	89°	5:07 PM	2:12	4,877	204,643	3	8	0	7	1	6	0	6
93.	7/25	@ Columbus	L, 10-2	8-13, 46-47	17th -5.5	J. Eickhoff (1-2)	J. Bowlan (2-2)	-	85°	7:06 PM	2:52	11,084		2	5	0	9	10	11	2	8
94.	7/26	@ Columbus	W, 5-2	9-13, 47-47	17th -5.5	W. Pennington (5-0)	C. Smith (2-1)	W. Klein (2)	85°	12:06 PM	2:43	10,100		5	7	1	11	2	6	0	5
95.	7/27	@ Columbus	W, 5-2	10-13, 48-47	17th -4.5	C. Ragans (2-1)	H. Gaddis (1-7)	J. Kowar (2)	88°	7:05 PM	2:53	7,261		5	8	0	10	2	5	2	11
96.	7/28	@ Columbus	W, 7-6	11-13, 49-47	15th -4.0	M. Castillo (3-6)	T. Ponticelli (2-6)	W. Klein (3)	82°	7:05 PM	2:50	7,838		7	8	0	6	6	9	0	4
97.	7/29	@ Columbus	L, 6-3	11-14, 49-48	16th -5.0	A. Veneziano (4-1)	P. Diehl (3-1)	T. Herrin (2)	84°	7:06 PM	2:41	10,100		3	11	0	14	6	8	0	4
98.	7/30	@ Columbus	W, 7-5	12-14, 50-48	15th -5.0	J. Bowlan (3-2)	P. Battenfield (0-3)	-	85°	4:07 PM	2:12	9,008		7	7	1	3	5	8	0	7
JULY Hitting Results: .256/.347/.443 (194-for-757), 42 2B, 6 3B, 29 HR, 113 R, 102 BB, 22 SB // JULY Pitching Results: 11-12, 5.41 ERA (119 ER in 198.0 IP), 5/8 SV, 182 H, 32 HR, 112 BB, 203 K, 1.78 WHIP, .245 AVG																					

JULY Hitting Results: .256/.347/.443 (194-for-757), 42.2B, 6.3B, 29 HR, 113 R, 102 BB, 22 SB // JULY Pitching Results: 11-12, 5.41 ERA (119 ER in 198.0 IP), 5/8 SV, 182 H, 32 HR, 112 BB, 203 K, 1.48 WHIP, .245 AVG															STORM CHASERS				OPPONENT			
GM #	AUGUST	OPPONENT	SCORE	RECORD	STANDINGS, LG	WIN	LOSS	SAVE	TEMP.	1ST PITCH	TIME	ATT.	HOME ATT.	R	H	E	LO	R	H	E	LO	
99.	8/1	@ Louisville	L, 3-2	12-15, 50-49	16th -5.0	T. Santillan (1-1)	W. Klein (1-1)	-	86°	6:38 PM	2:37	4,970		2	4	1	7	3	4	2	8	
100.	8/2	@ Louisville	L, 5-4	12-16, 50-50	17th -6.0	A. Busenitz (3-2)	C. Chamberlain (1-2)	-	79°	6:37 PM	2:25	4,023		4	4	3	4	5	6	0	7	
101.	8/3	@ Louisville	L, 11-2	12-17, 50-51	17th -6.0	R. Meisinger (1-1)	D. Parrish (4-3)	-	83°	6:36 PM	2:44	4,339		2	5	3	7	11	14	0	12	
102.	8/4	@ Louisville	L, 8-3	12-18, 50-52	17th -7.0	L. Stoudt (3-3)	A. Veneziano (4-2)	-	90°	7:17 PM	2:40	4,746		3	8	1	7	8	12	0	9	
103.	8/5	@ Louisville	L, 5-1	12-19, 50-53	18th -7.5	V. Gutierrez (1-0)	J. Bowlan (3-3)	-	85°	7:19 PM	2:29	6,673		1	6	2	7	5	10	1	9	
104.	8/6	@ Louisville	L, 5-4	12-20, 50-54	18th -8.0	S. Bracho (2-1)	W. Klein (1-2)	-	84°	1:08 PM	2:29	4,802		4	8	0	10	5	9	0	6	
105.	8/8	IOWA	L, 8-2	12-21, 50-55	18th -8.0	A. Kay (1-0)	W. Pennington (5-1)	B. Horn (1)	84°	7:06 PM	2:29	3,216	207,859	2	5	2	6	8	7	0	8	
106.	8/9	IOWA	L, 20-1	12-22, 50-56	18th -9.0	L. Little (1-0)	D. Parrish (4-4)	-	80°	7:07 PM	2:48	2,760	210,619	1	4	1	4	20	17	0	9	
107.	8/10	IOWA	L, 10-3	12-23, 50-57	19th -10.0	C. Clarke (2-4)	W. Pennington (5-2)	-	84°	7:07 PM	2:44	4,994	215,613	3	6	0	8	10	11	1	7	
108.	8/11	IOWA	L, 9-4	12-24, 50-58	19th -11.0	A. Kay (2-0)	E. Sisk (2-4)	-	87°	7:07 PM	3:20	7,379	222,992	4	10	1	12	9	13	0	10	
109.	8/12	IOWA	L, 7-4	12-25, 50-59	19th -11.0	S. Reyes (1-0)	B. de Geus (0-1)	L. Little (1)	88°	5:35 PM	2:33	9,023	232,015	4	7	1	5	7	9	0	8	
110.	8/13	IOWA	PPD (Make Up TBD)																			
110.	8/15	@ Toledo	W, 11-8	13-25, 51-59	19th -10.5	C. Snider (5-1)	J. O'Loughlin (1-5)	-	69°	6:37 PM	2:42	4,837		11	15	1	6	8	15	1	7	
111.	8/16	@ Toledo	L, 8-2	13-26, 51-60	19th -11.5	K. Montero (1-1)	D. Parrish (4-5)	-	81°	6:36 PM	2:30	4,594		2	13	0	15	8	10	1	8	
112.	8/17	@ Toledo	L, 4-2	13-27, 51-61	19th -12.5	G. Hill (3-1)	A. Veneziano (4-3)	-	69°	6:36 PM	2:16 (1:11)	5,898		2	7	2	7	4	10	0	9	
113.	8/18	@ Toledo	L, 5-0	13-28, 51-62	19th -13.5	S. Gipson-Long (1-2)	J. Bowlan (3-4)	-	73°	7:05 PM	2:45	7,034		0	8	0	11	5	10	0	8	
114.	8/19	@ Toledo	W, 5-3	14-28, 52-62	19th -13.5	J. McArthur (2-1)	Z. Logue (3-8)	C. Snider (3)	78°	7:06 PM	2:43	8,491		5	7	1	6	3	5	0	7	
115.	8/20	@ Toledo	L, 3-0	14-29, 52-63	19th -13.5	J. O'Loughlin (2-5)	A. Hoffmann (0-1)	-	88°	4:05 PM	2:18	7,804		0	1	1	6	3	4	2	8	
116.	8/22	ST. PAUL	W, 14-4	15-29, 53-63	19th -12.5	M. Castillo (4-6)	L. Varland (7-1)	-	96°	6:38 PM	2:40	1,969	233,984	14	13	0	9	4	8	1	7	
117.	8/23	ST. PAUL	L, 6-4	15-30, 53-64	19th -13.0	K. Funderburk (4-1)	W. Klein (1-3)	-	98°	6:37 PM	2:27	2,165	236,149	4	5	1	4	6	12	0	9	
118.	8/24	ST. PAUL	L, 10-7	15-31, 53-65	19th -13.5	M. Boyle (3-0)	J. Bowlan (3-5)	J. Moran (1)	100°	6:37 PM	3:00	2,799	238,948	7	7	2	5	10	18	1	11	
119.	8/25	ST. PAUL	L, 9-3	15-32, 53-66	19th -13.5	S. Woods Richardson (5-6)	J. Barlow (0-1)	-	86°	6:37 PM	2:37	4,015	242,963	3	7	2	7	9	12	1	4	
120.	8/26	ST. PAUL	W, 7-3	16-32, 54-66	19th -13.5	A. Hoffmann (1-1)	R. Dobnak (4-7)	-	79°	6:37 PM	2:36	5,698	248,661	7	9	0	6	3	8	0	12	
121.	8/27	ST. PAUL	W, 5-3	17-32, 55-66	19th -13.5	M. Castillo (5-6)	M. Boyle (3-1)	J. Heasley (1)	78°	2:07 PM	2:28	5,674	254,335	5	5	0	8	3	5	0	7	
122.	8/29	LOUISVILLE	W, 4-3	18-32, 56-66	19th -12.5	D. Coleman (1-2)	R. Karcher (5-4)	-	84°	6:37 PM	2:46	2,223	256,558	4	10	2	15	3	7	1	7	
123.	8/30	LOUISVILLE	W, 4-2	19-32, 57-66	18th -11.5	J. Bowlan (2-0)	M. Mariot (4-3)	J. McArthur (1)	84°	6:38 PM	2:28	2,781	259,339	4	5	0	4	2	10	0	9	
124.	8/31	LOUISVILLE	L, 5-4	19-33, 57-67	18th -12.0	C. Phillips (2-3)	D. Parrish (4-6)	-	82°	6:36 PM	2:41	2,607	261,946	4	11	0	8	5	11	0	8	

LF

Tucker Bradley, 46 (23-23)
 Brewer Hicklen, 13 (4-9)
 Dairon Blanco, 11 (6-5)
 John Rave, 11 (5-6)
 Edward Olivares, 10 (6-4)
 Samad Taylor, 9 (6-3)
 Nate Eaton, 7 (3-4)
 Nelson Velázquez, 4 (0-4)
 Tyler Gentry, 3 (1-2)
 Nick Loftin, 3 (1-2)
 Nick Pratto, 3 (1-2)
 Devin Mann, 3 (0-3)
 Franmil Reyes, 1 (1-0)

CF

John Rave, 27 (10-17)
 Dairon Blanco, 26 (13-13)
 Nate Eaton, 21 (9-12)
 Drew Waters, 12 (7-5)
 Bubba Thompson, 13 (6-7)
 Samad Taylor, 11 (2-9)
 Kyle Isbel, 8 (6-2)
 Brewer Hicklen, 5 (2-3)
 Nelson Velázquez, 1 (0-1)

RF

Tyler Gentry, 97 (43-54)
 John Rave, 11 (5-6)
 Nate Eaton, 8 (4-4)
 Dairon Blanco, 4 (4-0)
 CJ Alexander, 4 (1-3)
 Brewer Hicklen, 1 (0-1)

SS

Angelo Castellano, 57 (24-33)
 Adeiny Hechavarria, 35 (14-21)
 Clay Dungan, 15 (7-8)
 Maikel Garcia, 14 (8-6)
 Jermaine Palacios, 2 (2-0)
 Johan Camargo, 1 (1-0)
 Nicky Lopez, 1 (1-0)

2B

Samad Taylor, 49 (27-22)
 Nick Loftin, 25 (6-19)
 Clay Dungan, 22 (13-9)
 Nate Eaton, 8 (4-4)
 Devin Mann, 8 (1-7)
 Angelo Castellano, 7 (3-4)
 Johan Camargo, 3 (2-1)
 Michael Massey, 2 (1-1)
 Nicky Lopez, 1 (0-1)

3B

Nick Loftin, 46 (24-22)
 Clay Dungan, 19 (9-10)
 Nate Eaton, 12 (3-9)
 Angelo Castellano, 11 (5-6)
 Jermaine Palacios, 10 (6-4)
 Maikel Garcia, 10 (2-8)
 Johan Camargo, 8 (5-3)
 Devin Mann, 7 (3-4)
 Samad Taylor, 2 (0-2)
 Nicky Lopez, 1 (0-1)

SP

Max Castillo, 17 (7-10)
 Jonathan Heasley, 14 (8-6)
 Drew Parrish, 15 (7-8)
 Anthony Veneziano, 14 (7-7)
 Austin Cox, 9 (5-4)
 Jonathan Bowlan, 9 (3-6)
 Mike Mayers, 8 (3-5)
 Angel Zerpa, 6 (1-5)
 Daniel Lynch, 4 (3-1)
 Cole Ragans, 4 (3-1)
 Andrew Hoffmann, 4 (2-2)
 Daniel Mengden, 3 (3-0)
 Alec Marsh, 3 (2-1)
 Ryan Yarbrough, 3 (1-2)
 Evan Sisk, 3 (0-3)
 Brad Keller, 2 (1-1)
 James McArthur, 2 (1-1)
 Joe Barlow, 1 (0-1)
 Will Klein, 1 (0-1)
 Jackson Kowar, 1 (0-1)
 Marcelo Martinez, 1 (0-1)
 Walter Pennington, 1 (0-1)

1B

CJ Alexander, 46 (20-26)
 Nick Pratto, 22 (8-14)
 Logan Porter, 21 (12-9)
 Angelo Castellano, 13 (6-7)
 Matt Beaty, 5 (3-2)
 Devin Mann, 4 (1-3)
 Jermaine Palacios, 4 (1-3)
 Paxton Wallace, 3 (2-1)
 Greyson Jenista, 3 (1-2)
 Nick Loftin, 2 (2-0)
 Johan Camargo, 2 (1-1)

DH

Brewer Hicklen, 34 (23-11)
 Tucker Bradley, 14 (5-9)
 CJ Alexander, 11 (7-4)
 Tyler Gentry, 10 (3-7)
 Nate Eaton, 9 (3-6)
 Dairon Blanco, 7 (4-3)
 Nick Loftin, 5 (0-5)
 John Rave, 4 (4-0)
 Matt Beaty, 4 (3-1)
 Logan Porter, 4 (1-3)
 Clay Dungan, 3 (2-1)
 Jakson Reetz, 3 (1-2)
 Franmil Reyes, 3 (1-2)
 Edward Olivares, 3 (0-3)
 Johan Camargo, 2 (0-2)
 Freddy Fermin, 2 (0-2)
 Nick Pratto, 2 (0-2)
 Kyle Isbel, 1 (1-0)
 Michael Massey, 1 (0-1)
 Samad Taylor, 1 (0-1)
 Bubba Thompson, 1 (0-1)
 Nelson Velázquez, 1 (0-1)

C

Logan Porter, 70 (32-38)
 Jakson Reetz, 23 (12-11)
 José Briceño, 20 (7-13)
 Freddy Fermin, 12 (6-6)

1

Samad Taylor, 53 (23-30)
 Bubba Thompson, 13 (7-6)
 Drew Waters, 12 (7-5)
 Brewer Hicklen, 11 (7-4)
 Dairon Blanco, 10 (2-8)
 John Rave, 9 (1-8)
 Nate Eaton, 4 (2-2)
 Tucker Bradley, 4 (1-3)

2

Maikel Garcia, 24 (10-14)
 Nick Loftin, 20 (4-16)
 Samad Taylor, 16 (11-5)
 John Rave, 15 (10-5)
 Nate Eaton, 11 (3-8)
 Kyle Isbel, 9 (7-2)
 Edward Olivares, 8 (3-5)
 Matt Beaty, 4 (1-3)
 Tucker Bradley, 3 (1-2)
 Nicky Lopez, 3 (1-2)
 Clay Dungan, 2 (2-0)
 Michael Massey, 2 (1-1)
 Nick Pratto, 2 (1-1)
 Devin Mann, 1 (0-1)
 CJ Alexander, 1 (0-1)
 Adeiny Hechavarria, 1 (0-1)
 Logan Porter, 1 (0-1)
 Bubba Thompson, 1 (0-1)

3

Tyler Gentry, 57 (28-29)
 Nick Loftin, 19 (10-9)
 Logan Porter, 9 (4-5)
 John Rave, 8 (2-6)
 Devin Mann, 8 (0-8)
 Nick Pratto, 7 (4-3)
 Edward Olivares, 5 (3-2)
 Samad Taylor, 3 (1-2)
 Matt Beaty, 2 (2-0)
 Nate Eaton, 2 (1-1)
 Nelson Velázquez, 2 (0-2)
 Clay Dungan, 1 (0-1)
 Michael Massey, 1 (0-1)

4

Logan Porter, 35 (16-19)
 Nick Pratto, 17 (6-11)
 Tyler Gentry, 16 (5-11)
 CJ Alexander, 10 (6-4)
 Nate Eaton, 9 (4-5)
 Johan Camargo, 8 (6-2)
 Devin Mann, 7 (2-5)
 John Rave, 5 (1-4)
 Franmil Reyes, 4 (2-2)
 Freddy Fermin, 1 (1-0)
 Brewer Hicklen, 1 (0-1)
 Nelson Velázquez, 1 (0-1)

5

Nick Loftin, 26 (10-16)
 Logan Porter, 18 (9-9)
 Nate Eaton, 15 (6-9)
 CJ Alexander, 13 (10-3)
 John Rave, 11 (5-6)
 Tucker Bradley, 9 (2-7)
 Tyler Gentry, 7 (2-5)
 Brewer Hicklen, 5 (4-1)
 Devin Mann, 5 (2-3)
 Clay Dungan, 4 (3-1)
 Johan Camargo, 4 (1-3)
 Jakson Reetz, 2 (2-0)
 Dairon Blanco, 1 (0-1)
 Freddy Fermin, 1 (0-1)
 Greyson Jenista, 1 (0-1)
 Nick Pratto, 1 (0-1)
 Nelson Velázquez, 1 (0-1)

6

Tyler Gentry, 21 (5-16)
 CJ Alexander, 17 (7-10)
 Logan Porter, 17 (7-10)
 Nate Eaton, 15 (6-9)
 Brewer Hicklen, 11 (6-5)
 Jakson Reetz, 8 (3-5)
 Nick Loftin, 5 (2-3)
 Adeiny Hechavarria, 4 (3-1)
 Tucker Bradley, 4 (2-2)
 Dairon Blanco, 4 (2-2)
 Jermaine Palacios, 3 (3-0)
 Clay Dungan, 3 (2-1)
 John Rave, 3 (2-1)
 Freddy Fermin, 2 (2-0)
 Nelson Velázquez, 2 (0-2)
 Matt Beaty, 1 (1-0)
 José Briceño, 1 (1-0)
 Greyson Jenista, 1 (1-0)
 Devin Mann, 1 (0-1)
 Johan Camargo, 1 (0-1)

7

Dairon Blanco, 17 (9-8)
 Brewer Hicklen, 15 (7-8)
 Adeiny Hechavarria, 13 (5-8)
 Logan Porter, 13 (6-7)
 Jakson Reetz, 11 (6-5)
 CJ Alexander, 11 (3-8)
 Freddy Fermin, 10 (3-7)
 Clay Dungan, 9 (5-4)
 Nate Eaton, 7 (3-4)
 Jermaine Palacios, 6 (2-4)
 Tyler Gentry, 5 (4-1)
 Tucker Bradley, 3 (2-1)
 Angelo Castellano, 1 (1-0)
 Johan Camargo, 1 (0-1)
 Greyson Jenista, 1 (0-1)
 Nick Loftin, 1 (0-1)

8

Clay Dungan, 22 (14-8)
 José Briceño, 18 (6-12)
 Dairon Blanco, 15 (7-8)
 Tucker Bradley, 12 (6-6)
 Adeiny Hechavarria, 11 (3-8)
 Angelo Castellano, 9 (4-5)
 CJ Alexander, 8 (1-7)
 Jakson Reetz, 5 (2-3)
 Jermaine Palacios, 4 (3-1)
 Tyler Gentry, 3 (2-1)
 Nate Eaton, 2 (1-1)
 Paxton Wallace, 2 (1-1)
 Johan Camargo, 1 (1-0)
 Logan Porter, 1 (1-0)
 John Rave, 1 (1-0)

9

Angelo Castellano, 78 (32-46)
 Tucker Bradley, 25 (14-11)
 Clay Dungan, 8 (3-5)
 Adeiny Hechavarria, 6 (3-3)
 Dairon Blanco, 2 (2-0)
 Brewer Hicklen, 1 (1-0)
 José Briceño, 1 (0-1)
 Paxton Wallace, 1 (0-1)

PLAYER	GS	POSITION										BATTING ORDER								
		C	1B	2B	3B	SS	LF	CF	RF	OF	DH	1ST	2ND	3RD	4TH	5TH	6TH	7TH	8TH	9TH
Tyler Gentry	110						3		97	100	10				57	16	7	21	5	4
Logan Porter	96	70	22								4		1	9	37	18	17	13	1	
Angelo Castellano	88		13	7	11	57												1	9	78
Nick Loftin	81		2	25	46		3			3	5		20	20	9	26	5	1		
Samad Taylor	72			49	2		9	11		20	1	53	16	3						
Nate Eaton	66			8	12		7	22	8	37	9	4	11	2	9	15	16	7	2	
CJ Alexander	61		46						4	4	11		1		10	13	17	12	8	
Tucker Bradley	60					46				46	14	4	3			9	4	3	12	25
Clay Dungan	59			22	19	15					3	10	2	1		4	3	9	22	8
Brewer Hicklen	54						14	5	1	20	34	11			1	5	11	15	10	1
John Rave	53						11	27	11	49	4	9	15	8	5	12	3		1	
Dairon Blanco	48						11	26	4	41	7	9				1	4	17	15	2
Adeiny Hechavarria	35					35							1				4	13	11	6
Jakson Reetz	26	23									3					2	8	11	5	
Nick Pratto	26		21				3			3	2		2	7	16	1				
Maikel Garcia	24				10	14							24							
Devin Mann	22		4	8	7		3			3			1	8	7	5	1			
José Briceño	20	20															1		18	1
Jermaine Palacios	16		4		10	2											3	6	4	3
Johan Camargo	15		2	3	7	1				2					8	4	1	1	1	
Freddy Fermin	14	12								2					1	1	2	10		
Bubba Thompson	14							13		13	1	13	1							
Edward Olivares	13					10				10	3		8	5						
Drew Waters	12							12		12		12								
Kyle Isbel	9							8		8	1		9							
Matt Beaty	9		5							4			5	2	1		1			
Nelson Velázquez	6						4	1		5	1			2	1	1	2			
Franmil Reyes	4					1				1	3				4					
Nicky Lopez	3			1	1	1							3							
Greyson Jenista	3		3													1	1	1		
Michael Massey	3			2									2	1						
Paxton Wallace	3		3															2	1	

OF LINEUP COMBOS

125 Games

123 Unique Lineup Combinations Used

MOST USED LINEUP (2, 2x)

PLAYER	Pos.
1. Brewer Hicklen	DH
2. John Rave	CF
3. Logan Porter	C
4. Nate Eaton	2B
5. Tucker Bradley	LF
6. Tyler Gentry	RF
7. Adeiny Hechavarria	SS
8. Clay Dungan	3B
9. Angelo Castellano	1B

STORM CHASERS POSITION PRODUCTION

	AVG	AB	H	TB	2B	3B	HR	RBI	BB	SO	OBP	SLG	OPS	SAC	SF	HBP	GIDP
C	.238	449	107	181	23	0	17	56	62	129	.339	.403	.742	0	3	8	15
1B	.236	470	111	200	23	3	20	60	52	138	.318	.426	.744	0	4	6	8
2B	.260	462	120	190	23	4	13	67	80	108	.372	.411	.783	1	9	8	13
3B	.281	463	130	209	28	0	17	77	68	98	.372	.451	.823	1	8	4	15
SS	.244	438	107	178	26	0	15	77	59	98	.335	.406	.741	0	3	2	5
LF	.267	445	119	199	33	4	13	70	61	119	.362	.447	.809	2	7	9	13
CF	.283	487	138	226	29	4	17	64	59	115	.374	.464	.838	3	2	13	15
RF	.256	465	119	199	26	3	16	69	73	122	.363	.428	.791	2	7	9	7
DH	.251	466	117	202	25	3	18	64	61	143	.345	.433	.778	2	2	7	8

STORM CHASERS BATTING ORDER PRODUCTION

	AVG	AB	H	TB	2B	3B	HR	RBI	BB	SO	OBP	SLG	OPS	SAC	SF	HBP	GIDP
1st	.298	507	151	235	32	8	12	70	67	115	.386	.464	.850	2	9	11	11
2nd	.253	491	124	200	32	1	14	70	74	123	.355	.407	.762	1	5	7	13
3rd	.248	479	119	196	25	2	16	83	69	119	.350	.409	.759	1	9	11	12
4th	.231	481	111	192	22	1	19	61	59	140	.321	.399	.720	0	7	8	10
5th	.263	476	125	213	21	2	21	76	57	113	.344	.447	.791	2	4	4	14
6th	.259	460	119	220	31	2	22	60	57	126	.345	.478	.823	0	2	5	9
7th	.218	435	95	170	23	2	16	65	65	127	.329	.391	.720	2	3	8	13
8th	.264	416	110	172	21	1	13	46	73	120	.386	.413	.799	1	2	11	7
9th	.274	424	116	189	30	2	13	77	55	98	.355	.446	.801	2	4	1	10

OUTFIELD ASSIST LOG (29)

#	OUTFIELDER	Pos.	ARM (MPH)	GAME	INNING	BASE	PITCHER	BATTER	RUNNER OUT	PLAY
1.	Tucker Bradley	LF	85.7	4/4 vs. Toledo	▲ 6	3rd	Brooks Kriske	Akil Baddoo	Akil Baddoo	Baddoo 3-RBI double, out at 3rd (7-6-5)
2.	Tyler Gentry	RF	62.2	4/14 @ Iowa	▼ 5	Home	Andrés Núñez	Matt Mervis	Christopher Morel	Mervis double, Morel out at home (9-4-2)
3.	Dairon Blanco	CF	—	4/19 vs. Gwinnett	▲ 3	2nd	Jonathan Heasley	Hendrik Clementina	Hendrik Clementina	Clementina RBI single, out at 2nd (8-4)
4.	Samad Taylor	CF	71.8	4/26 @ Nashville	▼ 5	2nd	Max Castillo	Andruw Monasterio	Andruw Monasterio	Monasterio single, out at 2nd (8-5-3-5)
5.	Nate Eaton	CF	95.4	4/27 @ Nashville	▼ 1	Home	Austin Cox	Keston Hiura	Andruw Monasterio	Hiura single, Monasterio out at home (8-2)
6.	Dairon Blanco	LF	43.3	4/28 @ Nashville	▼ 8	2nd	Jackson Kowar	Keston Hiura	Keston Hiura	Hiura 2-RBI single, out at 2nd (7-2-4)
7.	Brewer Hicklen	LF	67.7	5/2 vs. Louisville	▲ 5	2nd	Max Castillo	Matt McLain	Matt McLain	McLain 2-RBI single, out at 2nd (7-5-4-3-5)
8.	Dairon Blanco	CF	88.9	5/5 vs. Louisville	▲ 4	Home	Mike Mayers	Nick Martini	Will Benson	Martini flies out to CF, Benson out at home (8-2)
9.	Franmil Reyes	RF	68.2	5/6 vs. Louisville	▲ 6	2nd	Collin Snider	Matt McLain	Matt McLain	McLain RBI double, out at 2nd (7-6-4-5)
10.	Tyler Gentry	RF	69.6	5/11 @ Scranton/WB	▼ 9	Home	Nick Wittgren	Billy McKinney	Michael Hermosillo	McKinney RBI single, Hermosillo out at home (9-5-2)
11.	Drew Waters	CF	—	5/20 vs. Toledo	▲ 6	3rd	Walter Pennington	Parker Meadows	Jermaine Palacios	Meadows sacrifice fly DP, Palacios out at 3rd (8-6)
12.	Tucker Bradley	LF	—	5/25 @ St. Paul	▼ 5	2nd	Jackson Kowar	Chris Williams	Chris Williams	Williams RBI single, out at 2nd (7-5-3-4-3)
13.	Dairon Blanco	RF	83.8	5/26 @ St. Paul	▼ 3	2nd	Drew Parrish	Andrew Stevenson	Tony Wolters	Stevenson flies into a double play, Wolters out at 2nd (9-6)
14.	Tyler Gentry	RF	—	5/27 @ St. Paul	▼ 1	3rd	Jonathan Heasley	Jose Miranda	Andrew Stevenson	Miranda flies into a double play, Stevenson out at 3rd (9-1-5)
15.	Tyler Gentry	RF	92.1	5/28 @ St. Paul	▼ 3	Home	Max Castillo	Jose Miranda	Alex De Goti	Miranda lines into a double play, De Goti out at 3rd (9-2)
16.	Brewer Hicklen	LF	94.6	5/28 @ St. Paul	▼ 7	Home	Jackson Kowar	Jose Miranda	Andrew Stevenson	Miranda RBI single, Stevenson scores, Reetz Error (7-2)
17.	Nate Eaton	RF	74.9	6/4 vs. Memphis	▲ 9	2nd	Jonah Dipoto	Juniel Querecuto	Juniel Querecuto	Querecuto RBI single, out at 2nd (9-6)
18.	Brewer Hicklen	CF	71.5	6/8 @ Indianapolis	▼ 5	2nd	Drew Parrish	Henry Davis	Henry Davis	Davis single, out at 2nd (8-4)
19.	John Rave	LF	89.4	6/20 @ Rochester	▼ 1	2nd	Alec Marsh	Nomar Mazara	Nomar Mazara	Mazara RBI single, out at 2nd (7-2-4)
20.	Nate Eaton	CF	99.9	7/2 vs. Iowa [G1]	▲ 2	2nd	Brad Kroeks	Edwin Rios	Edwin Rios	Rios single, out at 2nd (8-4)
21.	Nate Eaton	LF	96.4	7/15 vs. Indianapolis	▲ 8	2nd	Brooks Kriske	Alika Williams	Aaron Shackelford	Williams single, Shackelford out at 2nd (7-5)
22.	Nate Eaton	CF	98.7	7/16 vs. Indianapolis	▲ 5	3rd	Emilio Marquez	Canaan Smith-Njigba	Chris Owings	Smith-Njigba single, Owings out at 3rd (8-5)
23.	Nate Eaton	RF	96.7	7/26 @ Columbus	▼ 9	2nd	Will Klein	Jhonkensy Noel	Zack Collins	Noel flies into a force out, Collins out at 2nd (9-6)
24.	Nate Eaton	CF	—	8/2 @ Louisville	▼ 9	Home	Christian Chamberlain	Michael Siani	Jose Barrero	Siani single, Barrero out at home (9-6-2)
25.	Nick Loftin	LF	80.6	8/4 @ Louisville	▼ 7	2nd	Jonah Dipoto	TJ Hopkins	TJ Hopkins	Hopkins single, out at 2nd (7-4)
26.	Edward Olivares	LF	49.7	8/18 @ Toledo	▼ 3	2nd	Jonathan Bowlan	Justyn-Henry Malloy	Justyn-Henry Malloy	Malloy single, out at 2nd (7-4)
27.	Edward Olivares	LF	85.5	8/26 vs. St. Paul	▲ 8	2nd	Jonan Sisk	Andrew Stevenson	Andrew Stevenson	Stevenson single, out at 2nd (7-4)
28.	John Rave	RF	87.7	8/31 vs. Louisville	▲ 1	Home	Drew Parrish	Jose Barrero	Matt Reynolds	Barrero flies into a double play, Reynolds out at home (9-2)
29.	Tyler Gentry	RF	92.2	9/1 vs. Louisville	▲ 5	Home	Brett de Geus	Chuckie Robinson	Jhonny Pereda	Robinson flies into a double play, Pereda out at home (9-2)

BY PLAYER

		LF	1
NATE EATON (7)	CF	4	
	RF	2	
TYLER GENTRY (5)	RF	5	
	LF	1	
DAIRON BLANCO (4)	CF	2	
	RF	1	
	LF	2	
BREWER HICKLEN (3)	CF	1	
TUCKER BRADLEY (2)	LF	2	
EDWARD OLIVARES (2)	LF	2	
	LF	1	
JOHN RAVE (2)	RF	1	
	LF	1	
NICK LOFTIN (1)	LF	1	
FRANMIL REYES (1)	LF	1	
SAMAD TAYLOR (1)	CF	1	
DREW WATERS (1)	CF	1	

DATE	OPPONENT	RESULT	SP	C	1B	2B	3B	SS	LF	CF	RF	DH
3/31	@ Indianapolis	W 8-6	Mike Mayers	Freddy Fermin	Nick Pratto	Samad Taylor	Nick Loftin	Maikel Garcia	Tucker Bradley	Dairon Blanco	Ylber Gentry	CJ Alexander
4/1	@ Indianapolis	W 12-1	Austin Cox	Logan Porter	Nick Pratto	Angelo Castellano	Nick Loftin	Maikel Garcia	Dairon Blanco	Samad Taylor	Ylber Gentry	Jackson Reetz
4/2	@ Indianapolis	W 8-3	Jonathan Heasley	Freddy Fermin	Nick Pratto	Samad Taylor	Nick Loftin	Maikel Garcia	Tucker Bradley	Dairon Blanco	Ylber Gentry	CJ Alexander
4/3	TOLEDO	L 9-2	Max Castillo	Freddy Fermin	Nick Pratto	Samad Taylor	Nick Loftin	Maikel Garcia	Tucker Bradley	Dairon Blanco	Ylber Gentry	CJ Alexander
4/5	TOLEDO	L 7-6	Mike Mayers	Jackson Reetz	Logan Porter	Angelo Castellano	Nick Loftin	Maikel Garcia	Dairon Blanco	Samad Taylor	Ylber Gentry	Freddy Fermin
4/6	TOLEDO	L 6-3	Jackson Kowar	Freddy Fermin	CJ Alexander	Maikel Garcia	Nick Loftin	Maikel Garcia	Tucker Bradley	Dairon Blanco	Ylber Gentry	Logan Porter
4/7	TOLEDO	W 9-4	Jonathan Heasley	Freddy Fermin	Logan Porter	Samad Taylor	Angelo Castellano	Maikel Garcia	Tucker Bradley	Dairon Blanco	CJ Alexander	Ylber Gentry
4/8	TOLEDO	W 13-8	Drew Parrish	Freddy Fermin	Nick Pratto	Samad Taylor	Maikel Garcia	Angelo Castellano	Tucker Bradley	Dairon Blanco	Ylber Gentry	CJ Alexander
4/9	TOLEDO	L 8-2	Max Castillo	Logan Porter	Nick Pratto	Samad Taylor	Angelo Castellano	Maikel Garcia	Ylber Gentry	Dairon Blanco	CJ Alexander	Jackson Reetz
4/11	@ Iowa	W 9-6	Mike Mayers	Freddy Fermin	Nick Pratto	Samad Taylor	Nick Loftin	Maikel Garcia	Tucker Bradley	Dairon Blanco	Ylber Gentry	Logan Porter
4/12	@ Iowa	W 10-6	Austin Cox	Logan Porter	Nick Pratto	Samad Taylor	Nick Loftin	Maikel Garcia	Tucker Bradley	Dairon Blanco	Ylber Gentry	CJ Alexander
4/13	@ Iowa	L 14-1	Jonathan Heasley	Freddy Fermin	Nick Pratto	Angelo Castellano	Nick Loftin	Maikel Garcia	Tucker Bradley	Samad Taylor	CJ Alexander	Ylber Gentry
4/14	@ Iowa	W 11-8	Drew Parrish	Freddy Fermin	CJ Alexander	Angelo Castellano	Nick Loftin	Maikel Garcia	Dairon Blanco	Samad Taylor	Ylber Gentry	Logan Porter
4/18	WINNETT	L 4-1	Mike Mayers	Freddy Fermin	Logan Porter	Nick Loftin	Maikel Garcia	Angelo Castellano	Nick Pratto	Samad Taylor	CJ Alexander	Ylber Gentry
4/19	WINNETT	L 6-2	Jonathan Heasley	Jackson Reetz	Nick Pratto	Samad Taylor	Maikel Garcia	Angelo Castellano	Tucker Bradley	Samad Taylor	Ylber Gentry	Freddy Fermin
4/20	WINNETT	L 9-3	Max Castillo	Freddy Fermin	Nick Pratto	Nick Loftin	Maikel Garcia	Angelo Castellano	Dairon Blanco	Samad Taylor	Ylber Gentry	Logan Porter
4/21	WINNETT	L 7-3	Austin Cox	Jackson Reetz	Nick Pratto	Nick Loftin	Maikel Garcia	Angelo Castellano	Tucker Bradley	Samad Taylor	Ylber Gentry	CJ Alexander
4/22	WINNETT	L 5-2	Drew Parrish	Logan Porter	CJ Alexander	Samad Taylor	Maikel Garcia	Angelo Castellano	Nick Pratto	Dairon Blanco	Ylber Gentry	Nick Loftin
4/23	WINNETT	W 9-3	Mike Mayers	Jackson Reetz	Nick Pratto	Samad Taylor	Nick Loftin	Maikel Garcia	Tucker Bradley	Dairon Blanco	Ylber Gentry	Samad Taylor
4/25	@ Nashville	L 6-5 (10)	Jonathan Heasley	Logan Porter	Nick Loftin	Maikel Garcia	Angelo Castellano	Angelo Castellano	Samad Taylor	Ylber Gentry	CJ Alexander	Dairon Blanco
4/26	@ Nashville	L 5-0	Max Castillo	Logan Porter	Nick Pratto	Nick Loftin	Maikel Garcia	Angelo Castellano	Brewer Hicklen	Samad Taylor	Ylber Gentry	CJ Alexander
4/27	@ Nashville	W 2-1	Austin Cox	Jackson Reetz	CJ Alexander	Samad Taylor	Nick Loftin	Maikel Garcia	Nate Eaton	Dairon Blanco	Ylber Gentry	Ylber Gentry
4/28	@ Nashville	L 2-9	Drew Parrish	Logan Porter	CJ Alexander	Samad Taylor	Maikel Garcia	Angelo Castellano	Dairon Blanco	Nate Eaton	Ylber Gentry	Brewer Hicklen
4/30	@ Nashville	W 10-6	Jonathan Heasley	Freddy Fermin	Logan Porter	Samad Taylor	Nick Loftin	Maikel Garcia	Tucker Bradley	Nate Eaton	Ylber Gentry	Brewer Hicklen
5/2	LOUISVILLE	L 10-4	Max Castillo	Jackson Reetz	Logan Porter	Samad Taylor	Nate Eaton	Angelo Castellano	Brewer Hicklen	Dairon Blanco	Ylber Gentry	Nick Loftin
5/3	LOUISVILLE	L 7-4	Marcelo Martinez	Logan Porter	CJ Alexander	Samad Taylor	Nick Loftin	Angelo Castellano	Tucker Bradley	Nate Eaton	Ylber Gentry	Brewer Hicklen
5/4	LOUISVILLE	L 12-10	Drew Parrish	Logan Porter	CJ Alexander	Samad Taylor	Nick Loftin	Angelo Castellano	Tucker Bradley	Nate Eaton	Ylber Gentry	Samad Taylor
5/5	LOUISVILLE	W 6-2	Mike Mayers	Jackson Reetz	Logan Porter	Samad Taylor	Nick Loftin	Angelo Castellano	Brewer Hicklen	Dairon Blanco	Ylber Gentry	Samad Taylor
5/6	LOUISVILLE	W 11-9	Daniel Mengden	Logan Porter	CJ Alexander	Samad Taylor	Nick Loftin	Angelo Castellano	Samad Taylor	Ylber Gentry	Ylber Gentry	Tucker Bradley
5/7	LOUISVILLE	L 4-3	Daniel Lynch	Jackson Reetz	Logan Porter	Samad Taylor	Nick Loftin	Angelo Castellano	Brewer Hicklen	Dairon Blanco	Ylber Gentry	Samad Taylor
5/9	@ Scranton/WB	L 14-2	Drew Parrish	Logan Porter	CJ Alexander	Samad Taylor	Nick Loftin	Angelo Castellano	Tucker Bradley	Dairon Blanco	Ylber Gentry	Samad Taylor
5/10	@ Scranton/WB	L 4-2	Mike Mayers	Jackson Reetz	Logan Porter	Samad Taylor	Nick Loftin	Angelo Castellano	Brewer Hicklen	Dairon Blanco	Ylber Gentry	Samad Taylor
5/11	@ Scranton/WB	W 4-3 (11)	Jonathan Heasley	Logan Porter	CJ Alexander	Samad Taylor	Nick Loftin	Angelo Castellano	Tucker Bradley	Dairon Blanco	Ylber Gentry	Brewer Hicklen
5/12	@ Scranton/WB	W 3-2	Daniel Lynch	Jackson Reetz	CJ Alexander	Samad Taylor	Clay Dungan	Angelo Castellano	Tucker Bradley	Dairon Blanco	Ylber Gentry	Tucker Bradley
5/13	@ Scranton/WB	L 8-6	Austin Cox	Logan Porter	CJ Alexander	Samad Taylor	Nick Loftin	Angelo Castellano	Brewer Hicklen	Dairon Blanco	Ylber Gentry	Dairon Blanco
5/14	@ Scranton/WB	W 6-3	Drew Parrish	Jackson Reetz	CJ Alexander	Samad Taylor	Nick Loftin	Angelo Castellano	Tucker Bradley	Dairon Blanco	Ylber Gentry	Brewer Hicklen
5/16	TOLEDO	W 16-8	Jonathan Heasley	Logan Porter	CJ Alexander	Samad Taylor	Nick Loftin	Angelo Castellano	Samad Taylor	Drew Waters	Ylber Gentry	Dairon Blanco
5/17	TOLEDO	W 9-0	Daniel Lynch	Jackson Reetz	Logan Porter	Clay Dungan	Nick Loftin	Angelo Castellano	Tucker Bradley	Drew Waters	Ylber Gentry	Brewer Hicklen
5/18	TOLEDO	W 9-0	Austin Cox	Logan Porter	CJ Alexander	Samad Taylor	Nick Loftin	Angelo Castellano	Tucker Bradley	Drew Waters	Ylber Gentry	Brewer Hicklen
5/19	TOLEDO	W 9-1	Daniel Mengden	Logan Porter	CJ Alexander	Samad Taylor	Nick Loftin	Angelo Castellano	Samad Taylor	Drew Waters	Ylber Gentry	Dairon Blanco
5/20	TOLEDO	W 9-1	Drew Parrish	Jackson Reetz	CJ Alexander	Samad Taylor	Nick Loftin	Angelo Castellano	Tucker Bradley	Dairon Blanco	Ylber Gentry	Brewer Hicklen
5/21	TOLEDO	W 8-4	Jonathan Heasley	Logan Porter	Logan Porter	Samad Taylor	Nick Loftin	Angelo Castellano	Tucker Bradley	Drew Waters	Ylber Gentry	Brewer Hicklen
5/23	@ St. Paul	W 6-1	Daniel Lynch	Logan Porter	Greyson Jenista	Clay Dungan	Angelo Castellano	Angelo Castellano	Samad Taylor	Drew Waters	Ylber Gentry	Dairon Blanco
5/24	@ St. Paul	L 6-5	Anthony Veneziano	Jackson Reetz	Logan Porter	Nick Loftin	Angelo Castellano	Angelo Castellano	Dairon Blanco	Drew Waters	Ylber Gentry	Brewer Hicklen
5/25	@ St. Paul	L 8-6	Austin Cox	Logan Porter	Greyson Jenista	Nick Loftin	Angelo Castellano	Angelo Castellano	Dairon Blanco	Drew Waters	Ylber Gentry	Brewer Hicklen
5/26	@ St. Paul	L 4-3	Drew Parrish	Logan Porter	Jackson Reetz	Clay Dungan	Angelo Castellano	Angelo Castellano	Samad Taylor	Dairon Blanco	Ylber Gentry	Brewer Hicklen
5/27	@ St. Paul	L 14-1	Jonathan Heasley	Logan Porter	Greyson Jenista	Samad Taylor	Johan Camargo	Angelo Castellano	Samad Taylor	Nate Eaton	Ylber Gentry	Tucker Bradley
5/28	@ St. Paul	L 10-6	Max Castillo	Jackson Reetz	CJ Alexander	Johan Camargo	Nick Loftin	Angelo Castellano	Brewer Hicklen	Samad Taylor	Ylber Gentry	Nate Eaton
5/30	MEMPHIS	W 7-6	Anthony Veneziano	Logan Porter	CJ Alexander	Samad Taylor	Nick Loftin	Angelo Castellano	Dairon Blanco	Nate Eaton	Ylber Gentry	Brewer Hicklen
6/1	MEMPHIS	W 12-6	Austin Cox	Logan Porter	Johan Camargo	Clay Dungan	Nate Eaton	Angelo Castellano	Samad Taylor	Dairon Blanco	Ylber Gentry	Dairon Blanco
6/2	MEMPHIS	W 10-9 (10)	Jonathan Heasley	Jackson Reetz	CJ Alexander	Samad Taylor	Johan Camargo	Angelo Castellano	Samad Taylor	Brewer Hicklen	Ylber Gentry	Logan Porter
6/3	MEMPHIS	L 4-2	Drew Parrish	Logan Porter	Samad Taylor	Nate Eaton	Nate Eaton	Angelo Castellano	Brewer Hicklen	Dairon Blanco	Ylber Gentry	Johan Camargo
6/4	MEMPHIS	L 6-3	Max Castillo	Jackson Reetz	Logan Porter	Samad Taylor	Johan Camargo	Angelo Castellano	Tucker Bradley	Dairon Blanco	Ylber Gentry	Ylber Gentry
6/6	@ Indianapolis	W 9-7	Jonathan Heasley	Logan Porter	Jackson Reetz	Samad Taylor	Nate Eaton	Angelo Castellano	Samad Taylor	Dairon Blanco	Ylber Gentry	Brewer Hicklen
6/7	@ Indianapolis	W 15-7	Daniel Mengden	Logan Porter	CJ Alexander	Samad Taylor	Clay Dungan	Angelo Castellano	Tucker Bradley	Brewer Hicklen	Ylber Gentry	Dairon Blanco
6/8	@ Indianapolis	W 6-2	Max Castillo	Jackson Reetz	Logan Porter	Samad Taylor	Johan Camargo	Angelo Castellano	Brewer Hicklen	Dairon Blanco	Ylber Gentry	CJ Alexander
6/10	@ Indianapolis	W 13-4	Anthony Veneziano	Logan Porter	Logan Porter	Samad Taylor	Johan Camargo	Angelo Castellano	Tucker Bradley	Dairon Blanco	Ylber Gentry	Brewer Hicklen
6/13	COLUMBUS	W 6-5	Jonathan Heasley	Jackson Reetz	Logan Porter	Samad Taylor	Johan Camargo	Angelo Castellano	John Rave	Kyle Isbel	Ylber Gentry	Brewer Hicklen
6/14	COLUMBUS	W 6-1	Alec Marsh	Logan Porter	Johan Camargo	Samad Taylor	Clay Dungan	Jermaine Palacios	Tucker Bradley	John Rave	Ylber Gentry	Matt Beatty
6/15	COLUMBUS	W 4-2	Max Castillo	Logan Porter	Matt Beatty	Samad Taylor	Angelo Castellano	Jermaine Palacios	John Rave	Kyle Isbel	Ylber Gentry	Brewer Hicklen
6/16	COLUMBUS	W 4-1	Anthony Veneziano	Logan Porter	Logan Porter	Clay Dungan	Angelo Castellano	Adeney Hechavaria	John Rave	Kyle Isbel	Ylber Gentry	Brewer Hicklen
6/17	COLUMBUS	W 5-1	Drew Parrish	Logan Porter	Matt Beatty	Clay Dungan	Angelo Castellano	Adeney Hechavaria	John Rave	Kyle Isbel	Ylber Gentry	Brewer Hicklen
6/18	COLUMBUS	W 6-4	James McArthur	Logan Porter	Jose Briceño	Nate Eaton	Jermaine Palacios	Adeney Hechavaria	John Rave	Kyle Isbel	Ylber Gentry	Brewer Hicklen
6/20	@ Rochester	L 5-4	Alec Marsh	Logan Porter	Angelo Castellano	Nate Eaton	Clay Dungan	Adeney Hechavaria	John Rave	Kyle Isbel	Ylber Gentry	Brewer Hicklen
6/21	@ Rochester	W 7-3	Max Castillo	Logan Porter	Logan Porter	Clay Dungan	Jermaine Palacios	Adeney Hechavaria	Tucker Bradley	Nate Eaton	Ylber Gentry	Brewer Hicklen
6/22	@ Rochester	W 9-4	Jonathan Bowlan	Logan Porter	Angelo Castellano	Clay Dungan	Jermaine Palacios	Adeney Hechavaria	Tucker Bradley	Kyle Isbel	Ylber Gentry	Brewer Hicklen
6/23	@ Rochester	W 4-2	Anthony Veneziano	Logan Porter	Angelo Castellano	Clay Dungan	Jermaine Palacios	Adeney Hechavaria	Tucker Bradley	Kyle Isbel	Ylber Gentry	Brewer Hicklen
6/24	@ Rochester	L 3-2	Ryan Yarbrough	Logan Porter	Jose Briceño	Angelo Castellano	Jermaine Palacios	Adeney Hechavaria	John Rave	Kyle Isbel	Ylber Gentry	Brewer Hicklen
6/25	@ Rochester	W 7-3	Alec Marsh	Logan Porter	Paxton Wallace	Clay Dungan	Jermaine Palacios	Adeney Hechavaria	Tucker Bradley	John Rave	Ylber Gentry	Kyle Isbel
6/26	IOWA	L 9-2	Angel Zerpa	Logan Porter	Angelo Castellano	Nate Eaton	Clay Dungan	Adeney Hechavaria	Tucker Bradley	John Rave	Ylber Gentry	Brewer Hicklen
6/29	IOWA	W 10-1	Ryan Yarbrough	Logan Porter	Angelo Castellano	Clay Dungan	Nate Eaton	Adeney Hechavaria	Tucker Bradley	Nate Eaton	Ylber Gentry	Brewer Hicklen
6/30	IOWA	L 6-5	Max Castillo	Logan Porter	Jermaine Palacios	Michael Massey	Nate Eaton	Angelo Castellano	Tucker Bradley	John Rave	Ylber Gentry	Brewer Hicklen
7/2 (61)	IOWA	W 11-1 (7)	Brad Keller	Logan Porter	Jose Briceño	Angelo Castellano	Michael Massey	Angelo Castellano	Tucker Bradley	John Rave	Ylber Gentry	Brewer Hicklen
7/2 (62)	IOWA	L 6-2 (7)	Cole Ragans	Logan Porter	Paxton Wallace	Clay Dungan	Jermaine Palacios	Adeney Hechavaria	John Rave	Nate Eaton	Ylber Gentry	Tucker Bradley
7/3	LOUISVILLE	W 1-1	Angel Zerpa	Logan Porter	Jermaine Palacios	Angelo Castellano	Adeney Hechavaria	Adeney Hechavaria	Tucker Bradley	John Rave	Ylber Gentry	Brewer Hicklen
7/4	@ Gwinnett	L 8-7 (10)	Ryan Yarbrough	Logan Porter	Jose Briceño	Angelo Castellano	Clay Dungan	Adeney Hechavaria	Tucker Bradley	John Rave	Ylber Gentry	Brewer Hicklen
7/5	@ Gwinnett	L 7-6	Brad Keller	Logan Porter	Angelo Castellano	Samad Taylor	Nate Eaton	Adeney Hechavaria	Tucker Bradley	John Rave	Ylber Gentry	Brewer Hicklen
7/6	@ Gwinnett	W 9-1	James McArthur	Logan Porter	Angelo Castellano	Samad Taylor	Clay Dungan	Adeney Hechavaria	Tucker Bradley	John Rave	Ylber Gentry	Tucker Bradley
7/7	@ Gwinnett	W 7-1	Cole Ragans	Logan Porter	Paxton Wallace	Samad Taylor	Jermaine Palacios	Adeney Hechavaria	Nate Eaton	John Rave	Ylber Gentry	Brewer Hicklen
7/9	INDIANAPOLIS	L 13-5	Angel Zerpa	Logan Porter	Angelo Castellano	Clay Dungan	Nate Eaton	Adeney Hechavaria	Tucker Bradley	John Rave	Ylber Gentry	Brewer Hicklen
7/15	INDIANAPOLIS	W 8-3	Austin Cox	Logan Porter	CJ Alexander	Angelo Castellano	Nick Loftin	Adeney Hechavaria	Nate Eaton	John Rave	Ylber Gentry	Brewer Hicklen
7/16	INDIANAPOLIS	L 11-4	Evan Sisk	Logan Porter	CJ Alexander	Angelo Castellano	Nick Loftin	Adeney Hechavaria	Tucker Bradley	Nate Eaton	Ylber Gentry	Ylber Gentry
7/18	ST. PAUL	W 1-0	Anthony Veneziano	Logan Porter	CJ Alexander	Nate Eaton	Nick Loftin	Angelo Castellano	Tucker Bradley	John Rave	Ylber Gentry	Clay Dungan
7/19	ST. PAUL	W 5-1	Jonathan Bowlan	Logan Porter	Matt Beatty	Samad Taylor	Nick Loftin	Adeney Hechavaria	Brewer Hicklen	Nate Eaton	Ylber Gentry	Matt Beatty
7/20	ST. PAUL	L 6-5	Angel Zerpa	Logan Porter	Matt Beatty	Samad Taylor	Jermaine Palacios	Adeney Hechavaria	Brewer Hicklen	Nate Eaton	Ylber Gentry	Nick Loftin
7/21	ST. PAUL	W 5-4	Cole Ragans	Logan Porter	CJ Alexander	Samad Taylor	Clay Dungan	Adeney Hechavaria	Nate Eaton	John Rave	Ylber Gentry	Tucker Bradley
7/22	ST. PAUL	W 8-5	Max Castillo	Logan Porter	Matt Beatty	Samad Taylor	Nick Loftin	Adeney Hechavaria	John Rave	Nate Eaton	Ylber Gentry	Brewer Hicklen
7/23	ST. PAUL	W 5-1	Anthony Veneziano	Logan Porter	CJ Alexander	Samad Taylor	Nick Loftin	Adeney Hechavaria	Tucker Bradley	John Rave	Ylber Gentry	Clay Dungan
7/25	@ Columbus	L 10-2	Jonathan Bowlan	Logan Porter	CJ Alexander	Samad Taylor	Nick Loftin	Adeney Hechavaria	John Rave	Nate Eaton	Ylber Gentry	Tucker Bradley
7/26	@ Columbus	W 5-2	Angel Zerpa	Logan Porter	Jermaine Palacios	Samad Taylor	Clay Dungan	Adeney Hechavaria	Brewer Hicklen	John Rave	Nate Eaton	CJ Alexander
7/27	@ Columbus	W 5-2	Cole Ragans	Logan Porter	CJ Alexander	Samad Taylor	Nick Loftin	Adeney Hechavaria	Tucker Bradley	Nate Eaton	Ylber Gentry	John Rave
7/28	@ Columbus	W 7-6	Max Castillo	Logan Porter	CJ Alexander	Samad Taylor	Clay Dungan	Adeney Hechavaria	Ylber Gentry	Nate Eaton	Ylber Gentry	Matt Beatty
7/29	@ Columbus	L 6-3	Anthony Veneziano	Logan Porter	Matt Beatty	Samad Taylor	Angelo Castellano	Adeney Hechavaria	Nate Eaton	John Rave	Ylber Gentry	Tucker Bradley
7/30	@ Columbus	W 7-5	Jonathan Bowlan	Logan Porter	Angelo Castellano	Nick Loftin	Clay Dungan	Adeney Hechavaria	Brewer Hicklen	Nate Eaton	Ylber Gentry	Matt Beatty
8/1	@ Louisville	L 3-2	Evan Sisk	Logan Porter	CJ Alexander	Nick Loftin	Clay Dungan	Adeney Hechavaria	Nate Eaton	John Rave	Ylber Gentry	Tucker Bradley
8/2	@ Louisville	L 5-4	Max Castillo	Logan Porter	CJ Alexander	Nick Loftin	Clay Dungan	Adeney Hechavaria	Nelson Velazquez	Nate Eaton	Ylber Gentry	Ylber Gentry
8/3	@ Louisville	L 11-2	Drew Parrish	Logan Porter	Devin Mann	Nick Loftin	Clay Dungan	Adeney Hechavaria	Nelson Velazquez	John Rave	Ylber Gentry	Nick Loftin
8/4	@ Louisville	L 8-3	Anthony Veneziano	Logan Porter	CJ Alexander	Devin Mann	Clay Dungan	Adeney Hechavaria	Nick Loftin	John Rave	Ylber Gentry	Nelson Velazquez
8/5	@ Louisville	L 5-1	Jonathan Bowlan	Logan Porter	CJ Alexander	Nick Loftin	Devin Mann	Adeney Hechavaria	Brewer Hicklen	Nelson Velazquez	Ylber Gentry	Tucker Bradley
8/6	@ Louisville	L 5-1	Evan Sisk	Logan Porter	Angelo Castellano	Nick Loftin	Clay Dungan	Adeney Hechavaria	Devin Mann	John Rave	Ylber Gentry	Nate Eaton
8/8	IOWA	L 8-2	Max Castillo	Logan Porter	Devin Mann	Nick Loftin	Clay Dungan	Adeney Hechavaria	Nelson Velazquez	John Rave	Ylber Gentry	Nate Eaton
8/9	IOWA	W 10-1	Drew Parrish	Logan Porter	CJ Alexander	Devin Mann	Nick Loftin	Adeney Hechavaria	Nelson Velazquez	John Rave	Ylber Gentry	Tucker Bradley
8/10	IOWA	L 10-3	Anthony Veneziano	Logan Porter	Jose Briceño	Nick Loftin	Angelo Castellano	Adeney Hechavaria	Devin Mann	Nate Eaton	Brewer Hicklen	Ylber Gentry
8/11	IOWA	L 9-4	Jonathan Bowlan	Logan Porter	CJ Alexander	Nick Loftin	Devin Mann	Angelo Castellano	Tucker Bradley	John Rave	Ylber Gentry	Nate Eaton
8/15	@ Toledo	W 10-8	Joe Barlow	Logan Porter	Angelo Castellano	Nick Loftin	Clay Dungan	Adeney Hechavaria	Devin Mann	Brewer Hicklen	Y	

DATE	OPPONENT	RESULT	1	2	3	4	5	6	7	8	9
3/31	@ Indianapolis	W, 8-6	Samad Taylor	Maikel Garcia	Nick Pratto	Tyler Gentry	CJ Alexander	Nick Loftin	Freddy Fermin	Dairon Blanco	Tucker Bradley
4/1	@ Indianapolis	W, 12-1	Samad Taylor	Maikel Garcia	Nick Pratto	Tyler Gentry	Nick Loftin	Logan Porter	Jackson Reetz	Dairon Blanco	Angelo Castellano
4/2	@ Indianapolis	W, 9-4	Samad Taylor	Maikel Garcia	Nick Loftin	Tyler Gentry	CJ Alexander	Freddy Fermin	Tucker Bradley	Dairon Blanco	Tucker Bradley
4/4	TOLEDO	L, 9-2	Samad Taylor	Maikel Garcia	Nick Pratto	Tyler Gentry	Nick Loftin	Freddy Fermin	Dairon Blanco	Tucker Bradley	Angelo Castellano
4/5	TOLEDO	L, 7-6	Samad Taylor	Maikel Garcia	Nick Loftin	Logan Porter	Nick Loftin	Jackson Reetz	Dairon Blanco	Tucker Bradley	Angelo Castellano
4/6	TOLEDO	L, 8-5	Samad Taylor	Maikel Garcia	Tyler Gentry	Logan Porter	Nick Loftin	CJ Alexander	Freddy Fermin	Dairon Blanco	Tucker Bradley
4/7	TOLEDO	W, 9-4	Samad Taylor	Maikel Garcia	CJ Alexander	Freddy Fermin	Nick Loftin	Freddy Fermin	Dairon Blanco	Tucker Bradley	Angelo Castellano
4/8	TOLEDO	W, 13-8	Samad Taylor	Maikel Garcia	Nick Pratto	CJ Alexander	Freddy Fermin	Dairon Blanco	Tucker Bradley	Jackson Reetz	Angelo Castellano
4/9	TOLEDO	L, 8-2	Samad Taylor	Maikel Garcia	CJ Alexander	Nick Pratto	Logan Porter	Dairon Blanco	Jackson Reetz	Tucker Bradley	Angelo Castellano
4/11	@ Iowa	L, 9-6	Samad Taylor	Maikel Garcia	Tyler Gentry	Nick Pratto	Nick Loftin	Logan Porter	Freddy Fermin	Dairon Blanco	Tucker Bradley
4/12	@ Iowa	W, 10-5	Samad Taylor	Maikel Garcia	Nick Pratto	Nick Loftin	CJ Alexander	Logan Porter	Tucker Bradley	Dairon Blanco	Angelo Castellano
4/13	@ Iowa	L, 14-1	Samad Taylor	Maikel Garcia	Tyler Gentry	Nick Pratto	Nick Loftin	CJ Alexander	Freddy Fermin	Angelo Castellano	Tucker Bradley
4/14	@ Iowa	W, 11-8	Samad Taylor	Maikel Garcia	Logan Porter	Nick Loftin	CJ Alexander	Freddy Fermin	Dairon Blanco	Angelo Castellano	Angelo Castellano
4/18	WINNETT	L, 4-1	Samad Taylor	Maikel Garcia	Tyler Gentry	Nick Pratto	Nick Loftin	Logan Porter	Freddy Fermin	CJ Alexander	Angelo Castellano
4/19	WINNETT	L, 6-2	Samad Taylor	Nick Loftin	Tyler Gentry	Nick Pratto	Logan Porter	Jackson Reetz	Dairon Blanco	Angelo Castellano	Tucker Bradley
4/21	WINNETT	L, 7-3	Samad Taylor	Maikel Garcia	Tyler Gentry	Nick Pratto	Brewer Hicklen	Nate Eaton	Tucker Bradley	Angelo Castellano	Angelo Castellano
4/22	WINNETT	L, 5-2	Samad Taylor	Maikel Garcia	Tyler Gentry	Nick Pratto	Nick Loftin	CJ Alexander	Logan Porter	Dairon Blanco	Angelo Castellano
4/23	WINNETT	W, 5-3	Dairon Blanco	Maikel Garcia	Tyler Gentry	Nick Pratto	Nick Loftin	CJ Alexander	Jackson Reetz	Tucker Bradley	Angelo Castellano
4/24	@ Nashville	L, 10-4	Samad Taylor	Maikel Garcia	Tyler Gentry	Logan Porter	Logan Porter	Logan Porter	Dairon Blanco	Tucker Bradley	Angelo Castellano
4/26	@ Nashville	L, 5-0	Samad Taylor	Maikel Garcia	Tyler Gentry	Nick Pratto	Nick Loftin	CJ Alexander	Brewer Hicklen	Angelo Castellano	Angelo Castellano
4/27	@ Nashville	W, 2-1	Samad Taylor	Maikel Garcia	Tyler Gentry	Nick Pratto	Nick Loftin	CJ Alexander	Jackson Reetz	Dairon Blanco	Angelo Castellano
4/28	@ Nashville	L, 4-3	Samad Taylor	Maikel Garcia	Tyler Gentry	Logan Porter	Nate Eaton	Brewer Hicklen	Dairon Blanco	CJ Alexander	Angelo Castellano
4/29	@ Nashville	L, 6-4 (10)	Samad Taylor	Maikel Garcia	Nate Eaton	Nick Loftin	Freddy Fermin	CJ Alexander	Jackson Reetz	Tucker Bradley	Angelo Castellano
5/2	LOUISVILLE	L, 10-4	Samad Taylor	Nate Eaton	Tyler Gentry	Logan Porter	Nick Loftin	Jackson Reetz	Brewer Hicklen	Dairon Blanco	Angelo Castellano
5/3	LOUISVILLE	L, 7-4	Samad Taylor	Nate Eaton	Tyler Gentry	Logan Porter	Nick Loftin	CJ Alexander	Brewer Hicklen	Tucker Bradley	Angelo Castellano
5/4	LOUISVILLE	L, 12-10	Samad Taylor	CJ Alexander	Tyler Gentry	Logan Porter	Nick Loftin	CJ Alexander	Brewer Hicklen	Tucker Bradley	Angelo Castellano
5/5	LOUISVILLE	W, 11-9	Samad Taylor	Nick Loftin	Tyler Gentry	Logan Porter	Logan Porter	Brewer Hicklen	Dairon Blanco	Angelo Castellano	Angelo Castellano
5/6	LOUISVILLE	L, 4-3	Samad Taylor	Nick Loftin	Tyler Gentry	Logan Porter	Logan Porter	CJ Alexander	Dairon Blanco	Brewer Hicklen	Angelo Castellano
5/9	@ Scranton/WB	L, 14-2	Drew Waters	Samad Taylor	Logan Porter	Nick Loftin	CJ Alexander	Brewer Hicklen	Tucker Bradley	Angelo Castellano	Angelo Castellano
5/11	@ Scranton/WB	W, 4-3 (11)	Drew Waters	Samad Taylor	Logan Porter	Nick Loftin	CJ Alexander	Jackson Reetz	Dairon Blanco	Angelo Castellano	Angelo Castellano
5/12	@ Scranton/WB	W, 3-2	Drew Waters	Samad Taylor	Tyler Gentry	Logan Porter	Jackson Reetz	Tucker Bradley	Dairon Blanco	Angelo Castellano	Angelo Castellano
5/13	@ Scranton/WB	L, 8-6	Drew Waters	Samad Taylor	Tyler Gentry	Logan Porter	Nick Loftin	CJ Alexander	Brewer Hicklen	Angelo Castellano	Angelo Castellano
5/14	@ Scranton/WB	W, 6-3	Samad Taylor	Nick Loftin	Tyler Gentry	CJ Alexander	Jackson Reetz	Brewer Hicklen	Tucker Bradley	Dairon Blanco	Angelo Castellano
5/17	TOLEDO	W, 16-8	Drew Waters	Samad Taylor	Tyler Gentry	Logan Porter	Nick Loftin	CJ Alexander	Dairon Blanco	Angelo Castellano	Angelo Castellano
5/18	TOLEDO	W, 9-0	Drew Waters	Nicky Lopez	Samad Taylor	Tyler Gentry	CJ Alexander	Nick Loftin	Logan Porter	Brewer Hicklen	Tucker Bradley
5/19	TOLEDO	W, 9-1	Drew Waters	Samad Taylor	Tyler Gentry	CJ Alexander	Nick Loftin	Logan Porter	Dairon Blanco	Angelo Castellano	Angelo Castellano
5/20	TOLEDO	W, 1-1	Drew Waters	Samad Taylor	Samad Taylor	Samad Taylor	Samad Taylor	Samad Taylor	Samad Taylor	Samad Taylor	Samad Taylor
5/21	TOLEDO	W, 8-4	Drew Waters	Samad Taylor	Nick Loftin	Logan Porter	Brewer Hicklen	Jackson Reetz	Dairon Blanco	Angelo Castellano	Angelo Castellano
5/23	@ St. Paul	W, 6-1	Drew Waters	Samad Taylor	Tyler Gentry	Logan Porter	Logan Porter				

DATE	OPPONENT	RESULT	IP	H	R	ER	BB	SO	2B	3B	HR	TB	AVG	WHIP	WP	BK	HB	GIDP	IBB	TBF	SV	SVO	ERA (SEASON)
3/31	@ Indianapolis	W 8-6	9.0	11	6	6	2	7	4	0	1	18	(.297)	(1.44)	0	1	2	1	0	40	1	1	6.00
4/1	@ Indianapolis	W 12-1	9.0	5	1	1	2	8	4	0	0	6	(.185)	(0.78)	0	0	1	0	0	31	0	0	3.50
4/2	@ Indianapolis	W 8-3	9.0	11	3	3	5	10	1	1	1	17	(.314)	(1.78)	0	0	0	3	0	40	0	0	3.33
4/4	TOLEDO	L 9-2	9.0	12	9	9	6	8	6	0	3	17	(.324)	(1.78)	0	0	0	1	0	41	0	0	4.35
4/5	TOLEDO	L 7-6	9.0	12	7	8	5	10	3	0	1	18	(.316)	(1.89)	1	0	2	0	0	43	0	1	5.00
4/6	TOLEDO	W 8-5	9.0	10	8	8	8	12	3	0	3	22	(.286)	(2.00)	0	0	0	1	0	44	0	0	5.50
4/7	TOLEDO	W 9-4	9.0	9	4	4	5	8	0	2	1	16	(.250)	(1.56)	1	0	1	0	0	42	0	0	5.29
4/8	TOLEDO	W 13-8	9.0	13	8	7	4	8	2	0	0	15	(.317)	(1.89)	0	1	2	1	0	47	0	0	5.50
4/9	TOLEDO	L 8-2	9.0	13	8	6	4	10	2	0	3	16	(.317)	(1.89)	0	1	1	0	0	46	0	0	5.56
4/11	@ Iowa	L 9-6	9.0	8	9	9	9	7	0	0	0	16	(.226)	(1.75)	0	0	1	0	0	39	0	0	5.97
4/12	@ Iowa	W 10-6	9.0	8	6	6	2	10	2	1	2	18	(.235)	(1.11)	0	0	1	1	0	37	0	0	5.97
4/13	@ Iowa	L 14-1	9.0	15	14	12	4	8	7	0	2	28	(.375)	(2.38)	0	0	2	0	0	46	0	0	6.54
4/14	@ Iowa	W 11-8	9.0	11	8	7	4	14	2	0	2	19	(.297)	(1.67)	1	0	2	0	1	45	1	1	6.57
4/18	WINNETT	L 4-1	9.0	7	4	4	6	9	0	1	0	8	(.207)	(1.33)	0	0	0	3	0	39	0	0	6.39
4/19	WINNETT	L 6-5	9.0	10	6	6	9	3	2	0	0	19	(.286)	(1.72)	0	0	0	1	0	36	0	0	6.39
4/20	WINNETT	L 9-3	9.0	10	9	6	5	7	1	1	1	16	(.286)	(1.67)	2	0	0	1	0	41	0	0	6.34
4/21	WINNETT	L 7-3	9.0	11	7	4	4	8	4	0	1	18	(.297)	(1.67)	4	1	0	2	0	42	0	0	6.30
4/22	WINNETT	L 5-2	9.0	10	5	4	5	5	1	0	1	14	(.294)	(1.67)	0	0	2	1	0	42	0	0	6.08
4/23	WINNETT	W 5-3	9.0	8	3	3	3	5	7	2	0	10	(.229)	(1.22)	2	0	0	1	0	39	1	1	5.91
4/25	@ Nashville	L 8-3	8.0	11	8	8	3	5	2	1	2	21	(.333)	(2.25)	0	0	0	0	0	38	0	0	6.05
4/26	@ Nashville	L 5-0	8.0	11	5	5	3	5	3	0	1	17	(.333)	(1.75)	0	0	0	0	0	37	0	0	6.03
4/27	@ Nashville	W 2-1	9.0	6	1	1	5	10	1	0	0	8	(.200)	(1.22)	0	0	1	1	0	36	1	1	5.80
4/28	@ Nashville	L 4-3	8.2	7	4	3	4	7	1	0	0	8	(.237)	(1.27)	0	0	3	0	0	34	0	0	5.68
4/29	@ Nashville	L 6-5 (10)	9.1	13	6	5	5	9	7	2	0	18	(.325)	(2.04)	0	0	1	0	0	48	0	1	5.99
4/30	@ Nashville	W 10-6	9.0	9	6	6	5	9	1	0	1	13	(.257)	(1.56)	3	0	1	0	0	42	0	0	5.66
5/2	LOUISVILLE	L 10-4	9.0	14	10	10	5	8	1	0	1	18	(.368)	(2.11)	3	0	0	0	0	45	0	0	5.83
5/3	LOUISVILLE	W 12-10	9.0	11	12	10	3	4	10	0	3	20	(.306)	(1.67)	0	0	1	0	0	41	0	0	5.84
5/4	LOUISVILLE	W 12-10	9.0	13	12	10	3	7	10	1	6	34	(.333)	(1.89)	0	0	1	1	0	43	0	0	5.84
5/5	LOUISVILLE	W 6-2	9.0	7	2	2	3	8	1	0	1	11	(.219)	(1.11)	0	0	0	0	0	36	1	1	5.85
5/6	LOUISVILLE	W 11-9	9.0	13	9	9	3	9	4	0	2	23	(.342)	(1.78)	0	0	1	0	0	42	1	1	5.95
5/7	LOUISVILLE	L 4-3	9.0	6	4	4	7	10	2	0	0	11	(.188)	(1.44)	1	1	0	0	0	39	0	0	5.89
5/9	@ Scranton/WB	L 14-2	8.0	18	14	13	5	6	4	0	4	18	(.486)	(2.88)	0	0	2	4	0	45	0	0	6.14
5/10	@ Scranton/WB	L 4-3	8.0	4	4	4	8	9	1	0	0	8	(.160)	(1.50)	0	0	0	0	0	34	0	0	5.84
5/11	@ Scranton/WB	W 4-3 (11)	11.0	8	3	3	6	15	3	0	0	11	(.216)	(1.27)	1	0	1	2	0	44	0	1	5.96
5/12	@ Scranton/WB	W 3-2	9.0	4	2	2	5	8	0	0	0	7	(.133)	(1.00)	0	0	0	0	0	35	1	1	5.85
5/13	@ Scranton/WB	L 8-6	8.1	10	8	8	7	7	1	0	2	17	(.333)	(2.04)	1	0	1	2	0	38	0	0	5.92
5/14	@ Scranton/WB	L 7-4	9.0	9	3	3	3	13	1	0	2	16	(.250)	(1.56)	0	0	0	0	0	41	1	2	5.84
5/16	TOLEDO	L 8-2	9.0	12	9	7	3	11	3	0	3	24	(.308)	(1.67)	2	0	0	1	0	42	0	0	5.87
5/17	TOLEDO	W 16-8	9.0	14	8	8	2	14	2	0	3	25	(.341)	(1.78)	1	0	0	0	0	43	0	0	5.92
5/18	TOLEDO	W 9-0	9.0	3	0	0	4	7	2	0	0	4	(.107)	(0.78)	1	0	1	2	0	33	0	0	5.70
5/19	TOLEDO	W 9-1	9.0	6	1	0	4	7	2	0	0	8	(.188)	(1.11)	1	0	0	1	0	36	0	0	5.63
5/20	TOLEDO	W 4-1	8.0	4	1	0	4	8	1	0	0	5	(.179)	(1.44)	0	0	0	0	0	30	0	0	5.63
5/21	TOLEDO	W 8-4	9.0	15	4	4	1	6	6	0	2	27	(.385)	(1.78)	0	0	2	2	0	42	0	0	5.66
5/23	@ St. Paul	W 6-1	9.0	6	1	1	2	7	1	0	0	7	(.182)	(0.89)	0	0	0	0	0	35	0	0	5.45
5/24	@ St. Paul	L 6-5	8.0	9	6	6	6	13	2	1	0	18	(.273)	(1.88)	0	0	0	0	0	39	0	0	5.48
5/25	@ St. Paul	L 8-6	8.0	10	8	8	5	10	3	1	1	18	(.313)	(1.88)	0	0	0	0	0	41	0	0	5.48
5/26	@ St. Paul	W 8-4	8.0	8	4	4	7	7	1	0	1	12	(.250)	(1.67)	0	0	1	1	0	40	1	1	5.48
5/27	@ St. Paul	L 14-1	8.0	16	14	11	6	12	2	1	2	26	(.381)	(2.75)	0	0	0	0	0	48	0	0	5.58
5/28	@ St. Paul	L 10-6	8.0	9	10	6	3	7	1	0	2	16	(.290)	(1.50)	0	0	1	0	0	36	0	1	5.60
5/30	MEMPHIS	L 7-4	9.0	6	6	6	9	8	1	0	2	13	(.194)	(1.67)	0	0	1	1	0	41	1	1	5.61
5/31	MEMPHIS	L 9-4	10.0	11	9	7	1	10	1	0	2	30	(.282)	(1.67)	1	0	0	0	0	44	0	0	5.61
6/1	MEMPHIS	L 12-6	10.0	11	12	12	11	8	2	0	3	22	(.297)	(2.44)	0	0	0	1	0	48	0	0	5.76
6/2	MEMPHIS	W 10-9 (10)	10.0	12	9	7	7	10	2	0	1	17	(.300)	(1.90)	0	0	0	3	0	48	0	1	5.77
6/3	MEMPHIS	L 4-2	9.0	6	4	3	1	9	1	0	1	10	(.176)	(0.78)	2	0	0	0	0	35	0	0	5.72
6/4	MEMPHIS	L 6-5	9.0	9	6	6	6	13	7	1	0	17	(.257)	(1.71)	1	0	1	1	0	42	1	1	5.72
6/6	@ Indianapolis	W 9-7	9.0	7	4	4	6	12	0	0	0	9	(.219)	(1.44)	0	0	1	1	0	40	1	1	5.66
6/7	@ Indianapolis	W 9-7	9.0	10	7	7	4	13	3	1	1	18	(.286)	(1.56)	0	0	0	1	0	39	0	0	5.68
6/8	@ Indianapolis	W 15-7	9.0	11	7	7	8	7	3	0	1	17	(.306)	(2.11)	0	0	0	1	0	44	0	0	5.70
6/9	@ Indianapolis	W 6-2	9.0	8	2	2	5	12	1	0	1	12	(.216)	(1.00)	0	0	0	0	0	38	0	0	5.64
6/10	@ Indianapolis	W 9-5	9.0	9	5	5	10	11	1	0	0	9	(.242)	(2.00)	0	0	1	1	0	40	0	0	5.64
6/13	COLUMBUS	W 6-5	9.0	9	5	5	6	10	3	0	1	15	(.250)	(1.67)	1	0	1	0	0	43	1	2	5.62
6/14	COLUMBUS	W 6-1	9.0	4	1	1	6	11	0	0	0	4	(.133)	(1.11)	0	0	1	0	0	38	0	0	5.54
6/15	COLUMBUS	W 4-2	9.0	5	2	2	1	4	0	0	2	11	(.161)	(0.67)	0	0	1	1	0	33	1	0	5.49
6/16	COLUMBUS	W 4-1	8.0	6	1	1	4	6	0	0	0	9	(.184)	(1.00)	0	0	0	3	0	34	0	0	5.42
6/17	COLUMBUS	W 13-4	9.0	11	4	4	4	4	6	0	0	18	(.297)	(1.67)	0	0	0	0	0	41	0	0	5.41
6/18	COLUMBUS	W 6-4	9.0	6	4	4	5	9	2	1	0	10	(.194)	(1.22)	2	0	0	0	0	37	1	0	5.37
6/20	@ Rochester	L 5-4	8.0	7	5	5	5	13	1	0	1	11	(.233)	(1.50)	1	1	1	0	0	36	0	0	5.38
6/21	@ Rochester	W 7-3	9.0	7	3	2	2	8	1	0	1	11	(.219)	(1.00)	1	0	0	0	0	36	0	0	5.33
6/22	@ Rochester	W 8-4	9.0	8	4	4	4	8	1	0	3	18	(.229)	(1.44)	0	0	0	0	0	40	0	0	5.33
6/23	@ Rochester	W 4-2	9.0	5	2	1	5	7	1	0	0	8	(.167)	(1.11)	0	0	2	2	0	38	1	0	5.24
6/24	@ Rochester	L 3-2	8.1	9	3	3	5	8	4	0	1	16	(.273)	(1.68)	1	0	0						

DATE	OPPONENT	RESULT	AB	R	H	TB	2B	3B	HR	XBH	RBI	BB	IBB	SO	SB	CS	HBP	SAC	SF	GIDP	LOB	AVG (SEASON)
3/31	@ Indianapolis	W 8-6	40	8	12	16	5	1	0	2	8	9	0	12	5	0	0	0	0	0	14	300
4/1	@ Indianapolis	W 12-1	42	12	16	24	5	1	0	2	12	6	0	10	3	0	0	0	0	2	11	341
4/2	@ Indianapolis	W 8-3	39	8	12	22	1	0	3	4	8	4	0	5	2	0	1	0	0	0	9	331
4/4	TOLEDO	L 9-2	29	2	8	18	1	0	1	3	2	6	0	7	1	0	0	0	0	4	6	307
4/5	TOLEDO	L 6-3	34	6	7	15	0	0	2	3	3	4	0	10	1	1	0	0	0	1	4	293
4/6	TOLEDO	L 8-5	32	5	7	15	0	0	2	3	3	3	0	12	2	1	0	0	0	1	4	282
4/7	TOLEDO	W 9-4	34	9	12	18	3	0	1	4	8	4	0	11	0	0	0	0	1	1	6	292
4/8	TOLEDO	W 13-8	36	13	12	26	2	0	4	6	13	5	0	9	0	0	0	0	0	0	4	297
4/9	@ Iowa	L 8-2	33	2	6	11	2	0	1	3	2	6	0	12	0	0	2	0	0	0	12	285
4/11	@ Iowa	L 9-6	38	6	10	20	4	0	1	6	6	1	0	6	0	0	0	0	0	0	6	283
4/12	@ Iowa	W 10-6	38	10	12	29	5	0	4	9	10	3	0	9	1	1	0	0	0	0	5	286
4/13	@ Iowa	L 14-1	31	1	6	12	3	0	1	4	1	1	0	4	0	0	1	0	0	1	4	279
4/14	@ Iowa	W 11-8	38	11	11	14	3	0	0	3	10	7	0	7	5	1	2	0	1	0	10	280
4/18	WINNETT	L 4-1	31	1	7	10	3	0	0	3	1	3	0	7	0	0	1	0	0	1	8	277
4/19	WINNETT	L 6-2	37	2	6	14	2	0	2	4	2	3	0	7	2	0	0	0	0	1	5	272
4/20	WINNETT	L 9-3	27	3	3	3	1	0	0	1	3	11	0	10	2	0	0	0	0	2	1	264
4/21	WINNETT	L 7-3	35	3	9	13	1	0	1	2	3	4	0	8	1	0	0	0	0	1	9	264
4/22	WINNETT	L 5-2	27	2	4	8	3	0	0	2	5	4	0	8	0	1	0	0	0	3	2	259
4/23	WINNETT	L 6-5	31	5	12	15	3	0	0	2	5	4	0	7	6	1	0	0	0	0	6	267
4/25	@ Nashville	L 8-3	29	3	5	6	1	0	0	1	3	3	0	12	0	0	1	0	0	2	3	261
4/26	@ Nashville	L 5-0	30	0	4	5	1	0	0	1	0	2	0	7	3	0	0	0	0	2	5	255
4/27	@ Nashville	W 2-1	33	2	5	13	2	0	1	3	2	2	0	11	2	1	1	0	0	1	3	255
4/28	@ Nashville	L 4-3	37	3	5	5	0	0	1	0	0	5	0	9	2	1	0	0	0	1	3	251
4/29	@ Nashville	L 6-5 (10)	30	5	8	15	4	0	0	0	9	4	0	8	0	0	0	0	0	2	3	250
4/30	@ Nashville	W 10-6	34	10	11	23	3	0	3	6	10	7	0	9	3	0	1	1	3	1	9	253
5/2	LOUISVILLE	L 10-4	33	4	6	9	1	1	0	2	4	7	0	10	0	1	1	0	0	1	10	250
5/3	LOUISVILLE	L 7-4	34	10	10	13	3	0	0	3	4	2	0	6	0	0	0	0	0	3	5	252
5/4	LOUISVILLE	L 12-10	40	10	11	17	3	0	0	3	40	6	0	11	6	0	0	0	0	0	3	247
5/5	LOUISVILLE	W 6-2	30	6	5	12	1	0	2	3	6	3	0	10	3	0	0	0	0	0	3	250
5/6	LOUISVILLE	W 17-9	31	11	12	16	1	0	1	2	10	6	0	6	2	1	4	1	1	0	8	254
5/7	LOUISVILLE	L 4-3	35	3	8	17	1	1	2	4	3	2	0	10	2	0	0	0	0	0	7	253
5/9	@ Scranton/WB	L 14-2	31	3	4	8	1	1	1	2	1	0	0	8	3	0	0	0	0	0	2	250
5/10	@ Scranton/WB	L 4-3	30	3	5	11	1	0	1	1	2	1	0	9	0	0	0	0	0	1	0	249
5/11	@ Scranton/WB	W 4-3 (11)	36	4	4	8	1	0	1	2	2	7	0	9	3	0	1	0	0	2	6	243
5/12	@ Scranton/WB	W 3-2	32	3	8	10	2	0	0	2	3	2	0	7	1	1	0	0	1	0	5	243
5/13	@ Scranton/WB	L 8-6	37	6	14	21	4	1	1	5	6	1	0	8	2	1	1	0	0	0	6	248
5/14	@ Scranton/WB	L 6-5	33	6	7	20	2	1	3	6	2	1	0	12	2	0	0	0	0	0	15	247
5/16	TOLEDO	W 6-2	36	2	9	10	1	0	0	2	0	8	0	7	0	0	0	0	0	0	15	247
5/17	TOLEDO	W 16-8	41	16	18	34	7	0	3	10	15	5	0	9	3	0	2	0	0	1	8	253
5/18	TOLEDO	W 9-0	36	9	14	20	3	0	1	4	9	4	0	7	0	0	1	0	0	2	9	256
5/19	TOLEDO	W 9-1	32	9	12	18	4	1	0	5	8	8	0	7	5	0	1	0	0	0	8	259
5/20	TOLEDO	W 7-1	29	7	2	7	2	0	0	1	7	6	0	6	2	0	0	0	0	0	8	255
5/21	TOLEDO	W 8-4	35	8	12	28	2	1	4	7	7	6	0	6	2	0	0	0	0	1	9	257
5/23	@ St. Paul	W 6-1	35	6	10	18	5	0	1	6	6	4	0	11	0	0	0	0	1	2	7	258
5/24	@ St. Paul	L 6-5	38	5	11	15	1	0	1	2	5	6	0	12	1	1	2	0	0	1	12	259
5/25	@ St. Paul	L 8-6	36	6	10	16	3	0	1	4	6	7	0	7	6	0	2	0	0	1	12	259
5/26	@ St. Paul	L 9-4	32	6	9	11	1	0	0	1	3	8	0	7	7	0	0	0	0	2	8	259
5/27	@ St. Paul	L 14-1	28	1	6	9	0	0	1	1	1	7	0	8	0	2	1	0	0	4	8	258
5/28	@ St. Paul	L 10-6	34	6	11	12	1	1	0	1	5	3	0	5	2	0	0	0	0	4	4	260
5/30	MEMPHIS	L 7-4	34	7	11	24	4	1	2	7	1	5	0	5	2	0	0	0	0	1	6	261
5/31	MEMPHIS	L 7-4	37	4	9	9	0	0	0	0	7	3	0	10	3	0	1	0	0	1	3	261
6/1	MEMPHIS	L 12-6	34	6	9	20	2	0	3	5	6	6	0	10	1	0	1	0	0	2	8	261
6/2	MEMPHIS	W 10-9 (10)	40	10	13	20	4	0	1	5	9	3	0	8	4	1	0	2	1	0	8	263
6/3	MEMPHIS	L 4-2	31	2	6	7	1	0	0	1	1	6	0	11	0	0	0	0	0	1	8	261
6/4	MEMPHIS	L 6-5	37	5	12	13	2	0	0	1	4	6	0	8	2	0	0	0	0	4	2	263
6/6	@ Indianapolis	L 6-3	32	4	8	13	2	0	0	4	2	8	0	5	5	1	0	0	0	1	11	265
6/7	@ Indianapolis	W 9-7	33	9	10	16	3	0	1	4	9	10	0	7	5	0	1	0	2	2	10	263
6/8	@ Indianapolis	W 15-7	36	15	12	18	3	0	1	4	15	11	0	11	4	0	0	0	3	0	8	264
6/9	@ Indianapolis	W 6-2	39	6	12	19	1	0	1	4	6	0	0	8	2	0	1	0	0	1	8	266
6/10	@ Indianapolis	W 8-7	37	8	12	18	3	0	0	3	8	10	0	8	5	0	0	0	0	0	13	267
6/13	COLUMBUS	W 6-5	29	6	13	14	1	0	2	3	6	4	0	10	2	0	1	0	0	1	4	266
6/14	COLUMBUS	W 6-1	26	6	5	16	2	0	3	5	6	6	0	7	2	0	1	1	1	0	5	265
6/15	COLUMBUS	W 4-2	29	4	6	18	5	0	1	0	1	4	0	8	1	0	0	0	0	1	0	265
6/16	COLUMBUS	W 17-4	30	17	15	23	2	0	2	6	4	3	0	7	0	0	0	0	0	1	5	266
6/17	COLUMBUS	W 13-4	37	13	15	23	2	0	2	6	13	9	0	10	0	0	0	0	0	1	10	266
6/18	COLUMBUS	W 6-4	34	6	13	23	4	0	2	6	6	1	0	7	1	0	2	0	0	1	7	270
6/20	@ Rochester	L 5-4	31	4	7	8	1	0	0	1	4	7	0	10	0	2	0	0	1	1	8	269
6/21	@ Rochester	W 7-3	35	7	11	13	3	0	0	3	7	6	0	8	0	0	0	0	0	2	7	269
6/22	@ Rochester	L 6-4	37	8	11	16	2	0	0	1	4	7	0	12	2	0	0	0	0	1	7	270
6/23	@ Rochester	W 4-2	33	4	7	12	2	0	1	3	3	2	0	8	0	0	1	1	0	0	6	269
6/24	@ Rochester	L 3-2	30	2	5	11	1	1	1	3	2	6	0	11	1	0	0	1	0	1	8	268
6/25	@ Rochester	W 7-3	33	7	9	10	1	0	0	1	2	7	0	9	1	0	0	1	2	1	5	268
6/28	IOWA	L 9-2	30	2	5	6	1	0	0	1	2	3	0	10	1	0	0	1	0	1	5	268
6/29	IOWA	W 8-3	34	8	12	28	5	1	3	9	8	3	0	11	2	0	0	0	0	0	11	268
6/30	IOWA	L 6-5	37	5	9	12	3	0	0	3	3	4	0	12	1	0	1	0	0	1	10	267
7/2 [G1]	IOWA	W 11-1 (7)	31	11	16	27	5	0	2	7	11	3	0	7	0	0	1	0	0	2	6	270
7/2 [G2]	IOWA	L 6-2 (7)	26	2	6	11	2	0	1	3	1	0	0	7	1	1	0	0	0	0	3	270
7/3	IOWA	L 9-3	32	9	13	21	3	0	0	3	9</											

HITTING

SERIES	OPPONENT	DATES	AVG	G	AB	R	H	TB	2B	3B	HR	RBI	BB	IBB	SO	SB	CS	OBP	SLG	OPS	PA	SAC	SF	HBP	GIDP
SERIES 1	@ Indianapolis	3/31 - 4/2	.331	3	121	28	40	62	5	1	5	28	19	0	27	10	0	.420	.512	.932	143	0	2	1	0
SERIES 2	TOLEDO	4/4 - 4/9	.258	6	198	37	51	100	9	2	12	34	28	0	61	5	2	.355	.505	.860	231	0	2	3	7
SERIES 3	@ Iowa	4/11 - 4/16	.269	4	145	28	39	75	15	0	7	27	12	0	26	6	2	.335	.517	.852	161	0	1	3	1
SERIES 4	GWINNETT	4/18 - 4/23	.225	6	182	16	41	64	11	0	4	16	29	0	50	11	3	.330	.352	.682	215	0	3	1	7
SERIES 5	@ Nashville	4/25 - 4/30	.212	6	193	23	41	67	11	0	5	21	20	0	52	11	1	.292	.347	.639	220	1	3	3	9
SERIES 6	LOUISVILLE	5/2 - 5/7	.256	6	203	38	52	84	10	2	6	35	24	0	48	13	2	.349	.414	.763	236	1	2	6	4
SERIES 7	@ Scranton/WB	5/9 - 5/14	.211	6	199	24	42	78	11	2	7	20	20	0	50	12	4	.290	.392	.682	224	0	2	3	3
SERIES 8	TOLEDO	5/16 - 5/21	.321	6	209	45	67	112	17	2	8	42	38	0	56	14	1	.433	.536	.969	252	0	1	4	5
SERIES 9	@ St. Paul	5/23 - 5/28	.276	6	203	30	56	79	11	0	4	26	35	0	49	16	4	.391	.389	.780	243	0	1	4	14
SERIES 10	MEMPHIS	5/30 - 6/4	.286	6	213	34	61	93	12	1	6	28	24	0	52	10	3	.365	.437	.802	243	2	1	3	7
SERIES 11	@ Indianapolis	6/6 - 6/11	.311	5	177	43	55	84	14	0	5	42	33	1	39	21	1	.414	.475	.889	221	1	7	3	3
SERIES 12	COLUMBUS	6/13 - 6/18	.303	6	185	39	56	102	14	1	10	39	26	0	49	7	1	.397	.551	.948	220	1	3	5	4
SERIES 13	@ Rochester	6/20 - 6/25	.246	6	199	32	49	70	10	1	3	28	31	0	59	6	3	.349	.352	.701	237	2	3	2	6
SERIES 14	IOWA	6/28 - 7/3	.279	6	190	34	53	93	17	1	7	30	23	1	57	5	2	.364	.489	.853	218	1	1	3	4
SERIES 15	@ Gwinnett	7/4 - 7/9	.250	5	168	22	42	73	12	2	5	21	20	0	44	10	3	.325	.435	.760	191	0	3	0	3
SERIES 16	INDIANAPOLIS	7/14 - 7/16	.280	3	107	17	30	56	2	0	8	16	12	0	24	1	0	.364	.523	.887	121	0	0	2	1
SERIES 17	ST. PAUL	7/18 - 7/23	.254	6	193	26	49	75	12	4	2	25	23	2	39	7	1	.336	.389	.725	220	0	2	2	3
SERIES 18	@ Columbus	7/25 - 7/30	.230	6	200	29	46	84	8	0	10	27	38	0	43	3	4	.357	.420	.777	244	0	3	3	2
SERIES 19	@ Louisville	8/1 - 8/6	.184	6	190	16	35	50	4	1	3	14	27	0	46	8	2	.291	.263	.554	220	0	1	2	5
SERIES 20	IOWA	8/8 - 8/13	.199	5	161	14	32	65	4	1	9	14	22	0	52	2	1	.299	.404	.703	184	0	0	1	6
SERIES 21	@ Toledo	8/15 - 8/20	.246	6	207	20	51	77	11	0	5	18	22	0	72	7	4	.328	.372	.700	233	1	0	3	2
SERIES 22	ST. PAUL	8/22 - 8/27	.243	6	189	40	46	81	11	0	8	38	35	0	49	7	2	.366	.429	.795	232	0	4	4	2
SERIES 23	LOUISVILLE	8/29 - 9/3																							
SERIES 24	@ Iowa	9/5 - 9/10																							
SERIES 25	INDIANAPOLIS	9/12 - 9/17																							
SERIES 26	@ Columbus	9/19 - 9/24																							

PITCHING

SERIES	OPPONENT	DATES	W	L	ERA	G	GS	CG	SHO	GF	HLD	SV	SVO	IP	H	R	ER	HR	HB	BB	IBB	SO	AVG	WP	BK	GDP
SERIES 1	@ Indianapolis	3/31 - 4/2	3	0	3.33	3	3	0	0	3	0	1	1	27.0	27	10	10	2	3	9	0	25	.273	0	1	9
SERIES 2	TOLEDO	4/4 - 4/9	2	4	6.67	6	6	0	0	6	0	0	1	54.0	69	44	40	11	4	30	0	56	.303	2	1	6
SERIES 3	@ Iowa	4/11 - 4/16	2	2	9.00	4	4	0	0	4	2	1	1	34.0	41	37	34	8	6	17	1	42	.289	1	0	1
SERIES 4	GWINNETT	4/18 - 4/23	1	5	4.50	6	6	0	0	6	3	1	1	54.0	55	34	27	5	2	24	0	39	.268	10	1	6
SERIES 5	@ Nashville	4/25 - 4/30	2	4	4.85	6	6	0	0	6	6	1	4	52.0	57	30	28	5	3	26	0	43	.284	3	0	4
SERIES 6	LOUISVILLE	5/2 - 5/7	2	4	6.83	6	6	0	0	6	3	2	3	54.0	64	44	41	14	2	26	0	53	.298	4	1	2
SERIES 7	@ Scranton/WB	5/9 - 5/14	3	3	5.57	6	6	0	0	6	7	2	5	53.1	53	34	33	10	5	36	2	58	.272	3	0	9
SERIES 8	TOLEDO	5/16 - 5/21	4	2	3.83	6	6	0	1	6	3	0	0	54.0	55	26	23	8	5	22	0	55	.266	5	0	7
SERIES 9	@ St. Paul	5/23 - 5/28	2	4	5.94	6	6	0	0	6	1	1	3	50.0	58	43	33	6	3	29	0	51	.286	0	0	2
SERIES 10	MEMPHIS	5/30 - 6/4	2	4	6.71	6	6	0	0	6	4	1	3	55.0	55	46	41	13	0	39	0	56	.255	4	0	6
SERIES 11	@ Indianapolis	6/6 - 6/11	5	0	4.60	5	5	0	0	5	2	2	2	45.0	44	23	23	3	1	29	0	55	.254	1	0	4
SERIES 12	COLUMBUS	6/13 - 6/18	6	0	2.83	6	6	0	0	6	6	3	4	54.0	41	17	17	5	3	25	0	47	.209	4	0	5
SERIES 13	@ Rochester	6/20 - 6/25	4	2	3.10	6	6	0	0	6	7	1	2	52.1	46	20	18	7	3	26	1	51	.234	4	1	2
SERIES 14	IOWA	6/28 - 7/3	2	4	5.58	6	6	0	0	6	1	0	1	50.0	41	32	31	10	0	31	0	58	.225	1	0	5
SERIES 15	@ Gwinnett	7/4 - 7/9	1	4	5.14	5	5	0	0	5	1	1	4	42.0	35	29	24	5	3	27	1	41	.227	1	0	3
SERIES 16	INDIANAPOLIS	7/14 - 7/16	1	2	9.00	3	3	0	0	3	0	0	0	27.0	36	27	27	8	1	22	1	30	.330	2	0	3
SERIES 17	ST. PAUL	7/18 - 7/23	4	2	4.17	6	6	0	1	6	0	1	1	54.0	41	25	25	6	8	26	0	49	.210	5	1	2
SERIES 18	@ Columbus	7/25 - 7/30	4	2	5.19	6	6	0	0	6	4	3	3	52.0	47	31	30	9	0	27	0	53	.239	3	0	4
SERIES 19	@ Louisville	8/1 - 8/6	0	6	6.39	6	6	0	0	6	2	0	2	49.1	55	37	35	5	6	32	2	49	.284	1	0	2
SERIES 20	IOWA	8/8 - 8/13	0	5	9.80	5	5	0	0	5	1	0	2	45.0	57	54	49	15	3	38	0	51	.302	2	0	3
SERIES 21	@ Toledo	8/15 - 8/20	2	4	5.04	6	6	0	0	4	1	1	1	50.0	54	31	28	9	0	32	0	49	.278	4	0	3
SERIES 22	ST. PAUL	8/22 - 8/27	3	3	5.17	6	6	0	0	6	4	1	2	54.0	63	35	31	7	4	25	0	69	.292	6	0	4
SERIES 23	LOUISVILLE	8/29 - 9/3																								
SERIES 24	@ Iowa	9/5 - 9/10																								
SERIES 25	INDIANAPOLIS	9/12 - 9/17																								
SERIES 26	@ Columbus	9/19 - 9/24																								

SERIES WINS: 7 (3 at Home, 4 on Road)SERIES LOSSES: 12 (7 at Home, 5 on Road)SERIES SPLITS: 3 (1 at Home, 2 on Road)

STARTING PITCHERS

SERIES	OPPONENT	DATES	W	L	ERA	G	CG	SHO	IP	H	R	ER	2B	3B	HR	TB	BB	IBB	SO	WHIP	AVG	HBP	WP	BK	GDP	K/BB	NP	NS	TBF
SERIES 1	@ Indianapolis	3/31 - 4/2	0	0	6.55	3	0	0	11.0	13	8	8	2	1	2	23	4	0	13	1.55	.295	2	0	0	2	3.25	187	118	50
SERIES 2	TOLEDO	4/4 - 4/9	1	3	4.97	6	0	0	25.1	31	16	14	7	1	4	52	12	0	22	1.70	.290	0	1	0	3	1.83	484	299	120
SERIES 3	@ Iowa	4/11 - 4/16	0	2	17.51	4	0	0	12.1	20	24	24	6	0	7	47	10	0	16	2.43	.357	1	0	0	1	1.60	280	170	68
SERIES 4	GWINNETT	4/18 - 4/23	1	2	3.55	6	0	0	33.0	29	17	13	6	2	2	45	14	0	21	1.30	.246	0	3	0	5	1.50	514	321	137
SERIES 5	@ Nashville	4/25 - 4/30	1	2	5.23	6	0	0	31.0	32	18	18	8	1	4	54	11	0	20	1.39	.274	1	1	0	2	1.82	534	348	132
SERIES 6	LOUISVILLE	5/2 - 5/7	1	3	8.13	6	0	0	27.2	37	25	25	5	1	10	74	9	0	21	1.66	.325	1	0	0	1	2.33	478	308	125
SERIES 7	@ Scranton/WB	5/9 - 5/14	1	1	5.92	6	0	0	24.1	28	16	16	8	0	5	51	15	0	24	1.77	.298	2	0	0	2	1.60	458	279	111
SERIES 8	TOLEDO	5/16 - 5/21	1	1	5.26	6	0	0	25.2	32	15	15	9	0	6	59	12	0	20	1.71	.311	1	2	0	4	1.67	456	271	116
SERIES 9	@ St. Paul	5/23 - 5/28	2	1	3.33	6	0	0	27.0	26	10	10	5	0	0	31	10	0	21	1.33	.255	0	0	0	2	2.10	432	278	112
SERIES 10	MEMPHIS	5/30 - 6/4	1	2	6.00	6	0	0	30.0	33	23	20	6	1	10	71	14	0	29	1.57	.277	0	2	0	3	2.07	555	336	135
SERIES 11	@ Indianapolis	6/6 - 6/11	3	0	5.25	5	0	0	24.0	24	14	14	5	2	3	42	13	0	27	1.54	.258	1	0	0	2	2.08	419	253	107
SERIES 12	COLUMBUS	6/13 - 6/18	4	0	2.35	6	0	0	30.2	23	8	8	2	0	5	40	13	0	16	1.17	.211	2	1	0	5	1.23	463	288	125
SERIES 13	@ Rochester	6/20 - 6/25	3	0	2.79	6	0	0	29.0	29	11	9	6	0	5	50	7	0	25	1.24	.261	1	1	1	2	3.57	491	324	123
SERIES 14	IOWA	6/28 - 7/3	0	2	5.54	6	0	0	26.0	24	16	16	5	1	6	49	12	0	28	1.38	.250	0	0	0	3	2.33	425	263	108
SERIES 15	@ Gwinnett	7/4 - 7/9	1	0	0.86	5	0	0	21.0	15	2	2	3	0	0	18	6	0	24	1.00	.203	0	0	0	2	4.00	323	204	81
SERIES 16	INDIANAPOLIS	7/14 - 7/16	0	1	11.05	3	0	0	7.1	11	9	9	4	0	3	24	7	0	4	2.45	.367	1	0	0	2	0.57	154	89	38
SERIES 17	ST. PAUL	7/18 - 7/23	0	1	3.95	6	0	0	27.1	26	12	12	7	0	2	39	11	0	26	1.35	.245	2	2	0	1	2.36	495	314	119
SERIES 18	@ Columbus	7/25 - 7/30	3	2	4.26	6	0	0	31.2	25	15	15	2	0	7	48	12	0	24	1.17	.214	0	0	0	2	2.00	512	325	130
SERIES 19	@ Louisville	8/1 - 8/6	0	3	9.31	6	0	0	19.1	21	21	20	3	1	4	38	14	0	22	1.81	.266	2	1	0	0	1.57	381	235	97
SERIES 20	IOWA	8/8 - 8/13	0	1	6.30	5	0	0	20.0	18	14	14	5	0	7	44	14	0	27	1.60	.240	0	0	0	1	1.93	382	228	90
SERIES 21	@ Toledo	8/15 - 8/20	0	3	6.17	6	0	0	23.1	31	18	16	10	2	4	57	17	0	27	2.06	.323	0	2	0	1	1.59	443	260	113
SERIES 22	ST. PAUL	8/22 - 8/27	3	1	7.11	6	0	0	25.1	29	20	20	4	0	4	45	13	0	31	1.66	.293	1	2	0	3	2.38	448	275	115
SERIES 23	LOUISVILLE	8/29 - 9/3																											
SERIES 24	@ Iowa	9/5 - 9/10																											
SERIES 25	INDIANAPOLIS	9/12 - 9/17																											
SERIES 26	@ Columbus	9/19 - 9/24																											

RELIEVERS

SERIES	OPPONENT	DATES	W	L	ERA	G	HLD	SV	SVO	IP	H	R	ER	2B	3B	HR	TB	BB	IBB	SO	WHIP	AVG	HBP	WP	BK	GDP	K/BB	NP	NS	TBF	IR	IRS
SERIES 1	@ Indianapolis	3/31 - 4/2	3	0	1.13	3	0	1	1	16.0	14	2	2	4	0	0	18	5	0	12	1.19	.255	1	0	1	7	2.40	218	132	61	1	1
SERIES 2	TOLEDO	4/4 - 4/9	1	1	8.16	6	0	0	1	28.2	38	28	26	9	1	7	70	18	0	34	1.95	.314	4	1	1	3	1.89	579	345	143	7	5
SERIES 3	@ Iowa	4/11 - 4/16	2	0	4.15	4	2	1	1	21.2	21	13	10	8	1	1	34	7	1	26	1.29	.244	5	1	0	0	3.71	374	229	99	4	4
SERIES 4	GWINNETT	4/18 - 4/23	0	3	6.00	6	3	1	1	21.0	26	17	14	5	0	3	40	10	0	18	1.71	.299	2	7	1	1	1.80	379	235	102	5	4
SERIES 5	@ Nashville	4/25 - 4/30	1	2	4.29	6	6	1	4	21.0	25	12	10	2	0	1	30	15	0	23	1.90	.298	2	2	0	2	1.53	414	237	103	14	3
SERIES 6	LOUISVILLE	5/2 - 5/7	1	1	5.47	6	3	2	3	26.1	27	19	16	4	0	4	43	17	0	32	1.67	.267	1	4	1	1	1.88	489	293	121	9	5
SERIES 7	@ Scranton/WB	5/9 - 5/14	2	2	5.28	6	7	2	5	29.0	25	18	17	2	0	5	42	21	2	34	1.59	.248	3	3	0	7	1.62	538	318	126	12	3
SERIES 8	TOLEDO	5/16 - 5/21	3	1	2.54	6	3	0	0	28.1	23	11	8	5	0	2	34	10	0	35	1.16	.221	4	3	0	3	3.50	503	303	119	10	3
SERIES 9	@ St. Paul	5/23 - 5/28	0	3	9.00	6	1	1	3	23.0	32	33	23	5	2	6	59	19	0	30	2.22	.317	3	0	0	0	1.58	498	285	124	8	5
SERIES 10	MEMPHIS	5/30 - 6/4	1	2	7.56	6	4	1	3	25.0	22	23	21	3	0	3	34	25	0	27	1.88	.227	0	2	0	3	1.08	528	308	123	18	9
SERIES 11	@ Indianapolis	6/6 - 6/11	2	0	3.86	5	2	2	2	21.0	20	9	9	3	0	0	23	16	0	28	1.71	.250	0	1	0	2	1.75	388	237	98	14	2
SERIES 12	COLUMBUS	6/13 - 6/18	2	0	3.47	6	6	3	4	23.1	18	9	9	4	1	0	24	12	0	31	1.29	.207	1	3	0	0	2.58	385	252	101	9	3
SERIES 13	@ Rochester	6/20 - 6/25	1	2	3.47	6	7	1	2	23.1	17	9	9	4	1	2	29	19	1	26	1.54	.198	2	3	0	0	1.37	429	255	108	5	0
SERIES 14	IOWA	6/28 - 7/3	2	2	5.63	6	1	0	1	24.0	17	16	15	2	0	4	31	19	0	30	1.50	.198	0	1	0	2	1.58	434	247	107	12	2
SERIES 15	@ Gwinnett	7/4 - 7/9	0	4	9.43	5	1	1	4	21.0	20	27	22	4	0	5	39	21	1	17	1.95	.250	3	1	0	1	0.81	410	227	105	12	7
SERIES 16	INDIANAPOLIS	7/14 - 7/16	1	1	8.24	3	0	0	0	19.2	25	18	18	6	0	5	46	15	1	26	2.03	.316	0	2	0	1	1.73	388	235	96	4	1
SERIES 17	ST. PAUL	7/18 - 7/23	4	1	4.39	6	0	1	1	26.2	15	13	13	2	0	4	29	15	0	23	1.13	.169	6	3	1	1	1.53	433	256	112	15	7
SERIES 18	@ Columbus	7/25 - 7/30	1	0	6.64	6	4	3	3	20.1	22	16	15	3	1	2	33	15	0	29	1.82	.275	0	3	0	2	1.93	421	248	96	11	4
SERIES 19	@ Louisville	8/1 - 8/6	0	3	4.50	6	2	0	2	30.0	34	16	15	9	0	1	46	18	2	27	1.73	.296	4	0	0	2	1.50	570	333	139	10	5
SERIES 20	IOWA	8/8 - 8/13	0	4	12.60	5	1	0	2	25.0	39	40	35	6	1	8	71	24	0	24	2.52	.342	3	2	0	2	1.00	559	318	141	8	5
SERIES 21	@ Toledo	8/15 - 8/20	2	1	4.05	6	1	1	1	26.2	23	13	12	6	0	5	44	15	0	22	1.43	.235	0	2	0	2	1.47	451	262	115	12	3
SERIES 22	ST. PAUL	8/22 - 8/27	0	2	3.45	6	4	1	2	28.2	34	15	11	5	0	3	48	12	0	38	1.60	.291	3	4	0	1	3.17	490	308	132	9	2
SERIES 23	LOUISVILLE	8/29 - 9/3																														
SERIES 24	@ Iowa	9/5 - 9/10																														
SERIES 25	INDIANAPOLIS	9/12 - 9/17																														
SERIES 26	@ Columbus	9/19 - 9/24																														

2023 STORM CHASER QUALITY STARTS (18)

STARTER (# IN 2023)	GAME	DEC	IP	H	R	ER	HR	HB	BB	IBB	SO	WP	BK	GIDP	TBF	% K/BF	NP-S	S%	FPS	FPS%	P/IP	CATCHER	
1.	Jonathan Heasley (1)	4/7 vs. Toledo	W	6.0	6	2	2	1	0	2	0	5	0	0	0	26	19.2%	92 - 61	66.30%	19	73.08%	15.33	Fermin
2.	Mike Mayers (1)	4/18 vs. Gwinnett	—	6.0	3	1	1	0	0	2	0	2	0	0	0	23	8.7%	82 - 54	65.85%	13	56.52%	13.67	Fermin
3.	Jonathan Heasley (2)	4/19 vs. Gwinnett	L	7.0	7	3	3	1	0	0	0	7	0	0	1	26	26.9%	95 - 60	63.16%	15	57.69%	13.57	Porter
4.	Austin Cox (1)	4/27 @ Nashville	W	6.0	4	0	0	0	0	3	0	5	0	0	1	22	22.7%	101 - 62	61.39%	12	54.55%	16.83	Reetz
5.	Drew Parrish (1)	4/28 @ Nashville	—	6.0	1	0	0	0	0	2	0	5	0	0	1	20	25.0%	90 - 56	62.22%	6	30.00%	15.00	Porter
6.	Mike Mayers (2)	5/5 vs. Louisville	W	6.0	4	1	1	1	0	1	0	5	0	0	0	22	22.7%	79 - 55	69.62%	14	63.64%	13.17	Reetz
7.	Daniel Lynch (1)	5/23 @ St. Paul	W	6.0	3	0	0	0	0	0	0	5	0	0	0	21	23.8%	61 - 47	77.05%	14	66.67%	10.17	Porter
8.	Max Castillo (1)	5/28 @ St. Paul	—	6.0	4	1	1	0	0	0	0	4	0	0	0	21	19.0%	69 - 46	66.67%	12	57.14%	11.50	Reetz
9.	Max Castillo (2)	6/9 @ Indianapolis	W	6.0	4	1	1	1	0	1	0	8	0	0	0	25	32.0%	89 - 61	68.54%	16	64.00%	14.83	Reetz
10.	Jonathan Heasley (3)	6/13 vs. Columbus	—	6.0	5	2	2	1	0	2	0	4	1	0	0	25	16.0%	93 - 57	61.29%	15	60.00%	15.50	Reetz
11.	Max Castillo (3)	6/15 vs. Columbus	W	6.0	4	2	2	2	1	0	0	0	0	0	1	21	0.0%	75 - 51	68.00%	14	66.67%	12.50	Porter
12.	Anthony Veneziano (1)	6/16 vs. Columbus	W	6.1	3	0	0	0	0	3	0	2	0	0	3	23	8.7%	87 - 56	64.37%	14	60.87%	13.74	Briceño
13.	Max Castillo (4)	6/30 vs. Iowa	—	6.0	3	3	3	2	0	3	0	2	0	0	1	23	8.7%	89 - 52	58.43%	14	60.87%	14.83	Briceño
14.	Ryan Yarbrough (1)	7/4 @ Gwinnett	—	6.0	3	0	0	0	0	1	0	6	0	0	1	21	28.6%	81 - 50	61.73%	14	66.67%	13.50	Briceño
15.	Anthony Veneziano (2)	7/23 vs. St. Paul	—	6.0	4	1	1	0	1	0	0	5	0	0	0	23	28.6%	81 - 56	69.14%	15	65.22%	13.50	Porter
16.	Angel Zerpa (1)	7/26 @ Columbus	—	6.1	3	1	1	0	0	2	0	1	0	0	1	23	28.6%	92 - 59	64.13%	17	73.91%	14.53	Briceño
17.	Anthony Veneziano (3)	8/10 vs. Iowa	—	6.0	3	0	0	0	0	2	0	10	0	0	0	22	45.5%	104 - 69	66.35%	15	68.18%	17.33	Briceño
18.	Jonathan Bowlan (1)	8/30 vs. Louisville	W	6.0	5	1	1	0	0	2	0	6	0	0	2	23	26.1%	89 - 57	64.04%	10	43.48%	14.83	Porter

2023 REHAB ASSIGNMENTS WITH OMAHA (12)

HITTING

PLAYER	INJURY	DATES	AVG	G	AB	R	H	TB	2B	3B	HR	RBI	BB	IBB	SO	SB	CS	OBP	SLG	OPS	PA	SAC	SF	HBP	GIDP
Drew Waters	Left oblique strain	May 9 - 24	.327	13	52	12	17	33	6	2	2	6	6	0	13	2	0	.397	.635	1.032	58	0	0	0	3
Nicky Lopez	Appendicitis	May 16 - 20	.300	3	10	1	3	4	1	0	0	1	3	0	1	1	0	.462	.400	.862	13	0	0	0	0
Kyle Isbel	Left hamstring strain	June 13 - 25	.290	9	31	7	9	17	2	0	2	6	6	0	6	0	0	.405	.548	.953	37	0	0	0	2
Michael Massey	Left hand laceration	June 30 - July 3	.182	3	11	2	2	3	1	0	0	0	1	0	3	0	0	.250	.273	.523	12	0	0	0	0
Matt Beaty	Concussion	July 19 - July 30	.250	6	20	1	5	8	0	0	1	1	2	0	0	0	0	.348	.400	.748	23	0	0	1	0
Nick Pratto	Left groin strain	August 17 - August 25	.200	5	15	3	3	3	0	0	0	1	4	0	9	0	0	.368	.200	.568	19	0	0	0	0
Nick Pratto	Left groin strain	August 30 - Pres.	.200	3	10	2	2	8	0	0	2	5	0	0	3	0	0	.273	.800	1.073	11	0	0	1	0

PITCHING

PLAYER	INJURY	DATES	W	L	ERA	G	GS	CG	SHO	GF	HLD	SV	SVO	IP	H	R	ER	HR	HB	BB	IBB	SO	AVG	WP	BK	GIDP	TBF
Daniel Lynch	Left rotator cuff strain	May 7 - 23	2	0	3.50	4	4	0	0	0	0	0	0	18.0	19	7	7	3	0	3	0	18	.264	1	0	0	75
Amir Garrett	L elbow valgus extension overload	June 22 - 28	0	0	10.13	3	0	0	0	0	1	0	0	2.2	3	3	3	1	0	5	0	2	.273	1	0	0	16
Ryan Yarbrough	Head fractures	June 24 - July 4	0	0	1.23	3	3	0	0	0	0	0	0	14.2	9	2	2	1	0	2	0	18	.176	0	0	1	53
Brad Keller	R shoulder impingement syndrome	June 28 - July 25	0	3	15.00	9	2	0	0	0	0	0	0	9.0	11	17	15	1	1	21	0	5	.324	3	0	1	59
Angel Zerpa	Left shoulder tendinopathy	June 28 - July 13	0	1	3.95	3	3	0	0	0	0	0	0	13.2	14	6	6	2	0	6	0	15	.264	0	0	0	59

#	PITCHERS	ACTIVE DATES	CURRENT TEAM (IF NOT OMAHA)
48	Barlow, Joe	8/5-	
31	Bowlan, Jonathan	6/20-	
50	Castillo, Max	3/31-5/7 , 5/16-5/19 , 5/23-7/16 , 7/20-8/14 , 8/18-	
32	Chamberlain, Christian	6/20-8/25	Omaha 7-Day Injured List
57, 47	Coleman, Dylan	4/13-7/5 8/22-	
31, 48	Cox, Austin	3/31-5/3 , 5/5-6/7 , 7/4-7/19	KANSAS CITY ROYALS
46	Cruz, Steven	7/12-8/29	KANSAS CITY ROYALS
45	Cuas, Jose	5/3-5/8	CHICAGO CUBS
36	de Geus, Brett	8/10-	
55	Dipoto, Jonah	5/3-	
24	Dye, Josh	4/12-5/2	Round Rock Express (TEX – AAA)
54	Garrett, Amir	6/22-6/30	Columbus Clippers (CLE – AAA)
38	Hearn, Taylor	7/30-8/8 , 8/29-	
62, 34, 54	Heasley, Jonathan	3/31-5/5 , 5/7-7/4 , 8/12-	
57	Hoffmann, Andrew	8/12-	
51	Keller, Brad	6/28-7/28	KANSAS CITY ROYALS (60-Day IL)
62	Klein, Will	6/13-	
37	Kowar, Jackson	3/31-5/16 , 5/20-6/2 , 6/24-8/1 , 8/2-8/17	KANSAS CITY ROYALS
58	Kriske, Brooks	3/31-6/18 , 7/16-7/21	Saitama Seibu Lions (NBP)
52	Lynch IV, Daniel	5/7-5/28	KANSAS CITY ROYALS
61	Marquez, Emilio	7/16-7/18	NW Arkansas Naturals (AA)
44	Marsh, Alec	6/13-6/30	KANSAS CITY ROYALS
46	Martinez, Marcelo	3/31-5/4 , 6/1-6/27	Sultanes de Monterrey (LMB)
21	Mayers, Mike	3/31-5/17 , 6/20-7/13	Charlotte Knights (CWS – AAA)
48, 54, 52	McArthur, James	5/8-6/24, 6/30-8/1 , 8/2-8/4 , 8/18-	
36	Mengden, Daniel	5/6-6/27	Rochester Red Wings (WSH – AAA)
41	Núñez, Andrés	3/31-6/26	Worcester Red Sox (BOS – AAA)
53, 35	Parrish, Drew	3/31-6/20 , 8/1-8/22 , 8/29-	
40	Pennington, Walter	5/3-	
25	Ragans, Cole	6/30-7/15 , 7/16-8/2	KANSAS CITY ROYALS
47, 45	Sisk, Evan	3/31-	
43	Snider, Collin	3/31-7/1 , 7/16-8/25	KANSAS CITY ROYALS
35	Staumont, Josh	3/31-4/14	KANSAS CITY ROYALS (60-Day IL)
48	Taylor, Josh	3/31-4/16	KANSAS CITY ROYALS (60-Day IL)
56	Veneziano, Anthony	5/19-	
44	Weiss, Ryan	3/31-5/20	Fubon Guardians (CPBL)
62	Wittgren, Nick	3/31-5/23	
48	Yarbrough, Ryan	6/24-7/9	LOS ANGELES DODGERS
41	Zerpa, Angel	6/28-7/14 , 7/14-8/1	KANSAS CITY ROYALS
#	CATCHERS	ACTIVE DATES	CURRENT TEAM (IF NOT OMAHA)
60	Briceño, José	6/16-	
4	Fermin, Freddy	3/31-4/21 , 4/28-5/2	KANSAS CITY ROYALS
14	Porter, Logan	3/31-	
25	Reetz, Jakson	3/31-6/16	Sacramento River Cats (SFG – AAA)
#	INFIELDERS	ACTIVE DATES	CURRENT TEAM (IF NOT OMAHA)
19	Alexander, CJ	3/31-6/11, 7/14-	
45	Beaty, Matt	6/13-6/18 , 7/19-8/1	KANSAS CITY ROYALS
12	Camargo, Johan	5/16-6/15	SAN FRANCISCO GIANTS
17	Castellano, Angelo	3/31-	
6	Dungan, Clay	5/4-	
11	Garcia, Maikel	3/31-5/2	KANSAS CITY ROYALS
11	Hechavarria, Adeiny	6/16-8/14	
38	Jenista, Greyson	5/23-5/28 , 6/11-6/13	
13	Loftin, Nick	3/31-6/1 , 7/14-	
9	Lopez, Nicky	5/16-5/22	ATLANTA BRAVES
34	Mann, Devin	8/1-	
16	Massey, Michael	6/30-7/4	KANSAS CITY ROYALS
22	Palacios, Jermaine	6/13-8/3	
32, 25	Pratto, Nick	3/31-4/6 , 4/7-4/28, 8/17-8/25 , 8/30-	
0	Taylor, Samad	3/31-6/16 , 7/4-7/9 , 7/18-7/28	KANSAS CITY ROYALS
9	Wallace, Paxton	6/11-6/13 , 6/23-7/12	Quad Cities River Bandits (A+)
#	OUTFIELDERS	ACTIVE DATES	CURRENT TEAM (IF NOT OMAHA)
16	Blanco, Dairon	3/31-6/12	KANSAS CITY ROYALS
3	Bradley, Tucker	3/31-8/15	NW Arkansas Naturals (AA)
26, 24	Eaton, Nate	4/24-5/5 , 5/25-6/9 , 6/16-5/23 , 6/26-	
28	Gentry, Tyler	3/31-	
18	Hicklen, Brewer	4/25-8/13 , 8/15-8/16	Lehigh Valley Iron Pigs (PHI – AAA)
8	Isbel, Kyle	6/13-6/27	KANSAS CITY ROYALS
4	Olivares, Edward	8/13-	
7	Rave, John	6/13-	
25	Reyes, Franmil	5/2-5/8	
8	Thompson, Bubba	8/14-	
21	Velázquez, Nelson	7/31-8/10	KANSAS CITY ROYALS
8	Waters, Drew	5/2-5/26	KANSAS CITY ROYALS