



OMAHA STORM CHASERS GAME NOTES

vs. INDIANAPOLIS INDIANS

RHP Stephen Kolek (MLB Rehab) vs. RHP Noah Davis (1-1, 2.30 ERA)

Tuesday, April 14, 2026 | 12:05 p.m. CT First Pitch

Werner Park | Papillion, Nebraska


Game #15 | Home Game #7 | 1st Half Game #15

Radio: News Talk 1290 KOIL | Video: Bally Sports Live, MiLB TV

7-7



4-11



Triple-A Affiliate of the Kansas City Royals | 12356 Ballpark Way, Papillion, Nebraska 68046 | (402) 738-5100 | omahastormchasers.com | @OMASStormChasers

UPCOMING SCHEDULE & PROBABLE PITCHERS

UPCOMING GAMES	OPPONENT	TIME (CT)	PROBABLE PITCHERS
Wednesday, April 15	INDIANAPOLIS	11:05 AM CT	RHP Luinder Avila (0-0, 6.00 ERA) vs. LHP Nick Dombkowski (0-1, 8.53 ERA)
Thursday, April 16	INDIANAPOLIS	6:35 PM CT	RHP Aaron Sanchez (0-2, 11.17 ERA) vs. RHP Antwone Kelly (0-3, 12.27 ERA)
Friday, April 17	INDIANAPOLIS	6:35 PM CT	LHP Ryan Ramsey (1-2, 4.97 ERA) vs. RHP Thomas Harrington (0-2, 2.84 ERA)
Saturday, April 18	INDIANAPOLIS	2:05 PM CT	TBD vs. RHP Wilber Dotel (1-2, 6.28 ERA)

THE MATCHUP

(NUMBER IN PARENTHESES = INTERNATIONAL LEAGUE RANKING)
(**BOLD** = TRIPLE-A LEADER) (ITALICS = TRIPLE-A WORST) (UNDERLINE> = MiLB LEADER)

.253 (7TH) < AVG	.234 (13TH)	5.34 (18TH) < ERA	5.28 (16TH)
63 (14TH) R	> 65 (12TH)	1.54 (16TH) < WHIP	1.67 (19TH)
113 (12TH) H	> 115 (9TH)	2.54 (14TH) < AVG	.264 (19TH)
7 (20TH) HR	> 9 (16TH)	116.1 (20TH) < IP	> 129.2 (7TH)
53 (19TH) BB	> 73 (7TH)	111 (8TH) < H	133 (29TH)
129 (6TH) < K	131 (8TH)	71 (10TH) < R	88 (19TH)
18 (12TH) < SB	15 (16TH)	13 (10TH) < HR	17 (14TH)
.333 (13TH) < OBP	> .336 (12TH)	69 (10TH) < BB	83 (19TH)
.369 (10TH) < SLG	.354 (12TH)	115 (19TH) < K	> 127 (15TH)
.702 (10TH) < OPS	.690 (11TH)	1 (6TH) < SHO	1 (6TH)

SATURDAY'S GAME

	1	2	3	4	5	6	7	8	9	R	H	E	LO
Omaha	2	0	0	0	0	0	1	0	0	3	9	1	8
Iowa	0	0	0	0	3	3	1	0	x	7	9	0	6

WIN: Luke Little (3-0) | LOSS: Ryan Ramsey (1-2) | SAVE: None

NOTES AND NUGGETS

STARTED FROM THE BOTTOM, NOW WE'RE HERE

After an 0-4 start to the season, the Storm Chasers have won 7 of their last 10 games and their last two series

Last season, the Storm Chasers won just 6 of 27 series played ... after winning 4 of 6 games from Buffalo from March 31 to April 5, the Storm Chasers won 3 of 5 in Iowa last week.

DÉJÀ VU ALL OVER AGAIN

The Chasers have seen more success in recent years against Indianapolis than any other International League club, with a 53-30 record in 83 games since 2021.

A .639 winning percentage vs. Indianapolis is Omaha's best among the 7 opponents the Chasers have seen at least 20 times since 2021.

Among 108 IL matchups that have happened at least 20 times since 2021, Omaha's .639 winning percentage against Indianapolis is tied for the 4th-best.

CAUGHT CLEAN-HANDED

The Omaha Storm Chasers own the 2nd-best fielding percentage in the International League at .987, committing just 6 errors in 14 games, trailing only Rochester (.990), while tied 9th among the 120 full season Minor League teams.

The clean play extends throughout the roster - of Omaha's 13 qualified fielders at a single position in the IL this season (min. 30.0 inn), 9 have a perfect 1.000 fielding percentage, with just 4 players charged with an error ... **Kevin Newman** and **Abraham Toro** have played 75.0 and 67.0 errorless innings at shortstop and first base respectively, while **Luca Tresh** (catcher), **Kameron Misner** (left/center field) and **Peyton Wilson** (second/third base) have all been flawless in the field as well.

Toro has also been a reliable anchor in the infield, turning 8 double plays at first base - tied for 2nd-most among first basemen in the International League.

CHALLENGING THE SYSTEM

The Omaha Storm Chasers have been the best team in Triple-A at converting ABS challenges in their favor in 2026.

Omaha's 64% win rate on challenges ranks tied 2nd at the Triple-A level ... 27 successful challenges are the 3rd-most converted challenges (1st: Indianapolis, 29), while 42 challenges made rank tied 4th in Triple-A.

The Storm Chasers' success is driven largely by how aggressive their catchers have been ... **Elias Diaz** and **Luca Tresh** have challenged at a 3.5% rate, the highest among all 30 Triple-A clubs, yet have won 17 of 26 defensive challenges (65%), combining for a level-leading 6 strikeout flips and 4 walk flips.

At the plate, Omaha hitters have challenged at a 4.9% rate and converted 10 of 16 (63%), with 7 of the team's 10 challengers going a perfect 1-for-1 ... 4 strikeout flips a from the hitters rank tied for 2nd while nd 2 walk flips are tied 3rd.

LET'S RAVE

Yesterday, Storm Chasers outfielder **John Rave** was recognized as the International League's Player of the Week for his performance last week in Iowa.

Rave went 9-for-19 (.474 average) at the plate against the Cubs ... he connected for 3 doubles and 2 homers with a league-leading 18 total bases and 9 RBI ... he posted a league-best .500 OBP, .947 SLG and 1.447 OPS, while adding 2 steals, 3 walks and three multi-hit games in the series.

In his fifth Triple-A season, Rave is hitting .319 (15-for-47) with a .996 OPS through 13 games ... he leads Omaha with 15 hits, 12 walks and 26 total bases, while pacing the club in average, on-base percentage (.443), slugging percentage (.553) and OPS.

MISNER ON A MISSION

Outfielder **Kameron Misner** has been the heart of Omaha's offense to open the 2026 season.

Saturday, Misner saw a league-best hitting streak come to an end, after he hit safely in 11 consecutive games (March 28 to April 10), going 13-for-37 (.351) with 3 doubles, 2 homers and 14 RBI batted in ... Saturday was also the first time all season he did not reach base, after he reached base safely in 12 games straight games to begin the year ... his 14 RBI rank 3rd in the league.

Prior to Saturday, Misner had driven in runs in 6 straight contests, a stretch (April 4 to 10) where he hit .409 (9-for-22) with 10 RBI ... he homered the first two games of this series, April 7 and 8.

AT A GLANCE

STREAKS

Current Streak.....	L1
Longest Win Streak.....	W3
Longest Loss Streak.....	L4

RECENT

Last 5 Games.....	3-2
Last 10 Games.....	7-3
Last 20 Games.....	7-7

SPLIT SEASON

1st Half.....	7-7
2nd Half.....	0-0

HOME/AWAY

Home Games.....	4-2
Away Games.....	3-5

TOTAL HOME ROAD

Longest Win Streak	W3	W2	W2
Longest Loss Streak	L4	L1	L3

Night Games (5 PM OR LATER)	4-2	1-1	3-1
Day Games (BEFORE 5 PM)	3-5	3-1	0-4

March	0-4	0-1	0-3
April	7-3	4-1	3-2
May	0-0	0-0	0-0
June	0-0	0-0	0-0
July	0-0	0-0	0-0
August	0-0	0-0	0-0
September	0-0	0-0	0-0

vs. Buffalo	4-2	4-2	---
vs. Columbus	0-0	0-0	0-0
vs. Indianapolis	0-0	0-0	0-0
vs. Iowa	3-2	0-0	3-2
vs. Memphis	0-0	0-0	---
vs. Las Vegas	0-0	0-0	---
vs. Lehigh Valley	0-0	0-0	---
vs. Louisville	0-3	0-0	0-3
vs. Rochester	0-0	0-0	---
vs. Salt Lake	0-0	---	0-0
vs. St. Paul	0-0	0-0	0-0
vs. Toledo	0-0	0-0	0-0

on Tuesday	1-1	0-1	1-0
on Wednesday	1-1	1-0	0-1
on Thursday	1-0	1-0	0-0
on Friday	2-1	0-0	2-1
on Saturday	1-3	1-1	0-2
on Sunday	1-1	1-0	0-1

OMAHA vs. INDIANAPOLIS

All-Time vs. Indianapolis.....	318-310 (.506)
All-Time in International League (Since 2021)....	53-30 (.639)
All-Time in Papillion (Since 2021).....	27-17 (.613)
All-Time in Indianapolis (Since 2021).....	26-13 (.667)

2026 vs. Indianapolis.....
in Papillion.....
in Indianapolis.....

DATE	SITE	RESULT	WIN	LOSS	SAVE
4/14/26	OMA	12:05 PM CT			
4/15/26	OMA	11:05 AM CT			
4/16/26	OMA	6:35 PM CT			
4/17/26	OMA	6:35 PM CT			
4/18/26	OMA	2:05 PM CT			
4/19/26	OMA	2:05 PM CT			
5/5/26	IND	5:35 PM CT			
5/6/26	IND	12:35 PM CT			
5/7/26	IND	10:05 AM CT			
5/8/26	IND	5:35 PM CT			
5/9/26	IND	5:35 PM CT			
5/10/26	IND	12:35 PM CT			
6/30/26	OMA	7:05 PM CT			
7/1/26	OMA	7:05 PM CT			
7/2/26	OMA	7:05 PM CT			
7/3/26	OMA	7:05 PM CT			
7/4/26	OMA	7:05 PM CT			
7/5/26	OMA	2:05 PM CT			
9/8/26	IND	5:35 PM CT			
9/9/26	IND	5:35 PM CT			
9/10/26	IND	5:35 PM CT			
9/11/26	IND	5:35 PM CT			
9/12/26	IND	5:35 PM CT			
9/13/26	IND	12:35 PM CT			

RAISING ROYALTY

4 Omaha players appear on a Top-30 Royals prospects ranking

PLAYER (POSITION)	Pipeline	Baseball America
Luinder Avila (RHP)	Royals No. 9	Royals No. 10
Shane Panzini (RHP)	Royals No. 21	Royals No. 28
Gavin Cross (OF)	Royals No. 27	Royals No. 19
Mason Black (RHP)	-	Royals No. 25

YOUNG BUCS

9 Indy players appear on a Top-30 Pirates prospects ranking

PLAYER (POSITION)	Pipeline	Baseball America
Hunter Barco (LHP)	PIT No. 4 / MLB No. 87	Pirates No. 9
Jhostynxon Garcia (OF)	Pirates No. 5	Pirates No. 5
Termarr Johnson (2B)	Pirates No. 6	Pirates No. 7
Antwone Kelly (RHP)	Pirates No. 8	Pirates No. 8
Rafael Flores Jr. (C/1B)	Pirates No. 9	Pirates No. 6
Esmerlyn Valdez (OF/1B)	Pirates No. 10	Pirates No. 11
Wilber Dotel (RHP)	Pirates No. 12	Pirates No. 10
Thomas Harrington (RHP)	Pirates No. 13	Pirates No. 18
Tyler Callihan (LF/2B)	Pirates No. 30	-

STEPHEN KOLEK'S SPLITS

SPLIT	2026										CAREER									
	IP	H	R	ER	K	BB	HR	ERA	P		IP	H	R	ER	K	BB	HR	ERA	P	
Home	-	-	-	-	-	-	-	-	-	-	235.2	215	129	116	221	98	14	4.43	3882	
Away	-	-	-	-	-	-	-	-	-	-	241.2	265	150	132	237	94	19	4.92	4096	
Day	-	-	-	-	-	-	-	-	-	-	85.2	96	63	57	78	38	9	5.99	1476	
Night	-	-	-	-	-	-	-	-	-	-	391.2	384	216	191	380	154	24	4.39	6502	
vs Left	-	-	-	-	-	-	-	-	-	-	192.1	205	-	-	186	96	12	-	3349	
vs Right	-	-	-	-	-	-	-	-	-	-	282.1	275	-	-	272	96	21	-	4639	
March	-	-	-	-	-	-	-	-	-	-	5.0	4	0	0	3	1	0	0.00	77	
April	-	-	-	-	-	-	-	-	-	-	71.0	73	45	40	71	30	5	5.07	1193	
May	-	-	-	-	-	-	-	-	-	-	76.0	74	51	46	51	35	6	5.45	1248	
June	-	-	-	-	-	-	-	-	-	-	75.2	63	47	40	74	37	5	4.76	1299	
July	-	-	-	-	-	-	-	-	-	-	101.0	100	50	47	108	38	5	4.19	1652	
August	-	-	-	-	-	-	-	-	-	-	109.2	130	73	65	106	38	11	5.33	1908	
September	-	-	-	-	-	-	-	-	-	-	39.0	36	13	10	45	13	1	2.31	601	
October	-	-	-	-	-	-	-	-	-	-	-	-	-	-	-	-	-	-	-	

STEPHEN KOLEK'S ARSENAL (2026)

PITCH	USAGE	MPH	P	K	OPS	AVG	HR	STRIKE RATE	ZONE %	WHIFF RATE

LAST TIME OUT IN TRIPLE-A: AUGUST 27, 2025

PITCH	USAGE	MPH	P	K	OPS	AVG	HR	STRIKE RATE	ZONE %	WHIFF RATE
Sinker	29%	94.7	6	1	.000	.000	0	50%	67%	50%
Slider	19%	86.6	4	1	.000	.000	0	50%	25%	50%
Cutter	19%	90.9	4	0	.000	.000	0	75%	50%	50%
4-seam FB	19%	94.2	4	0	1.000	.000	0	50%	25%	50%
Changeup	10%	87.5	2	0	.000	.000	0	50%	50%	100%
Sweeper	5%	81.3	1	0	.000	.000	0	100%	100%	-

ARSENAL vs. RIGHT, 2026

PITCH	USAGE	MPH	P	K	OPS	AVG	HR	STRIKE RATE	ZONE %	WHIFF RATE

ARSENAL vs. LEFT, 2026

PITCH	USAGE	MPH	P	K	OPS	AVG	HR	STRIKE RATE	ZONE %	WHIFF RATE

INDIANS HITTERS vs STEPHEN KOLEK (CAREER)

PLAYER	G	AB	H	HR	RBI	2B	3B	SO	BB	IBB	AVG	OBP	SLG
Rafael Flores Jr.	1	3	1	0	0	0	0	2	0	0	.333	.333	.333
Ronny Simon	1	2	0	0	0	0	0	0	1	0	.000	.333	.000
Davis Wendzel	2	2	0	0	0	0	0	2	0	0	.000	.000	.000
Alika Williams	1	3	1	0	0	0	0	1	0	0	.333	.333	.333

37 MASON BLACK (40-MAN)
 RHP • R/R • 6'3" • 230 LBS • Born: 12/10/1999 (Age 26)
 Traded from San Francisco – 11/11/2025
 Drafted by San Francisco – 2021 Round 3 (Lehigh)
 Born: Scranton, PA • Resides: Archbald, PA

2026: Optioned to Omaha on March 17 ... tied for 3rd on the Storm Chasers in appearances (5) and 5th in innings pitched (8.0).
 ⚡ Playing his 6th professional season this year ... the Royals are his 2nd organization, after spending the first five years of his career with the Giants ... made his MLB debut for San Francisco in May 2024 and appeared in 10 Major League games (8 starts) for the Giants between 2024 and 2025.
 ⚡ Spent most of 2025 with the Sacramento River Cats (AAA), posting a 5.81 ERA in 30 appearances (24 starts) at Triple-A ... converted to the bullpen for his final five outings, with four scoreless appearances as a reliever in September ... appeared in 1 MLB game out of the bullpen for San Francisco in July.
 ⚡ Among 16 Giants Minor League pitchers with at least 250.0 innings between 2022 and 2025, ranked 4th in opponents' average (.233) and 5th in K/9 (10.08).
CONSECUTIVE BATTERS RETIRED: 1 (4/10) **SCORELESS STREAK:** 0.1 IP (4/10)

63 ERIC CERANTOLA (40-MAN)
 RHP • R/R • 6'5" • 230 LBS • Born: 5/2/2000 (Age 25)
 2021 MLB Draft – Round 5 (Mississippi State)
 Born: Montreal, Quebec, Canada • Resides: Hudson, FL

2026: Pitched for Canada in the World Baseball Classic and tossed 1.1 scoreless innings over 2 games ... optioned to Omaha on March 1 ... tied for the International League lead in saves (3) and is tied for 5th in appearances (6) ... tied for the Storm Chasers team lead in strikeouts (12) ... all 6 appearances have been scoreless.
 ⚡ Playing his 6th professional season this year, all in the Royals organization ... was added to Kansas City's 40-Man Roster in November 2024 but has not yet made his MLB debut.
 ⚡ Spent all of 2025 with Omaha, posting a 4.04 ERA (22 ER in 49.0 IP) with 63 strikeouts across 38 games (1 start) ... had two stints on Omaha's Injured List (March 28 to April 8 and June 24 to August 5) ... 26 of 37 relief appearances were scoreless, including a 10-game, 12-1-inning streak to end the season ... held lefties to .181 (15-for-83) with 37 strikeouts.
 ⚡ Pitched 3 seasons at Mississippi State, including a relief appearance in the 2019 College World Series ... also competed in hockey and volleyball in high school and was drafted in the 8th round of the 2016 OHL Draft by the Owen Sound Attack.
CONSECUTIVE BATTERS RETIRED: 3 (4/10) **SCORELESS STREAK:** 6.1 IP (3/27 to 4/10)

64 STEVEN CRUZ (40-MAN)
 RHP • R/R • 6'6" • 245 LBS • Born: 6/15/1999 (Age 26)
 Traded from Minnesota – 1/24/2023
 Originally signed by Minnesota – 3/20/2017
 Born/Resides: Tenares, Dominican Republic

2026: Opened the year in Omaha for a 3rd straight season, but made just 1 appearance before being recalled by the Royals on April 1 ... appeared in 5 MLB games and worked a 14.40 ERA (8 ER in 5.0 IP) with 7 strikeouts and was optioned back to Omaha on April 9.
 ⚡ Playing his 10th professional season this year ... the Royals are his 2nd organization, after spending the first six years of his career with the Twins ... traded with LHP Evan Sisk to Kansas City for OF Michael A Taylor in January 2023 ... made his MLB debut in August 2023 and has pitched 62 MLB games (4 starts) for the Royals between 2023 and 2025.
 ⚡ After opening 2025 with Omaha, was recalled on April 11 and spent most of the year with Kansas City ... posted a 3.74 ERA (19 ER in 45.2 IP) with 9 holds in 47 games for the Royals ... appeared in 7 games over 2 stints with Omaha and put up a 2.45 ERA (2 ER in 7.1 IP) with 10 strikeouts at Triple-A ... on the Royals' 15-day IL August 3 to September 18.
 ⚡ Compiled 19.1 scoreless innings in the Majors between September 27, 2023 and May 11, 2025, spanning parts of 20 appearances for Kansas City.
CONSECUTIVE BATTERS RETIRED: 1 (3/28) **SCORELESS STREAK:** 1.0 IP (3/28)

33 JOSE CUAS
 RHP • R/R • 6'3" • 200 LBS • Born: 6/28/1994 (Age 31)
 Minor League Free Agent – 12/12/2025
 Drafted by Milwaukee – 2015 Round 11 (Maryland)
 Born: Santo Domingo, D.R. • Resides: Brooklyn, NY

2026: Tied for 3rd on the team in appearances (5) ... 4 of his 5 appearances have been scoreless.
 ⚡ Playing his 12th professional season this year ... the Royals are his 3rd of 7 organizations, having spent time with the Brewers, Diamondbacks, Cubs, Blue Jays, Phillies and Braves ... played his first 3 MiLB seasons (2015-17) with Milwaukee as a hitter before transitioning to a pitcher in 2018 ... was previously in the Royals organization from 2021-23.
 ⚡ Split 2025 between the Phillies and Braves organizations, posting a 5.20 ERA (17 ER in 27.2 IP) across 25 Minor League games ... opened the year in the Phillies system with Lehigh Valley (AAA), released by Philadelphia on May 1 ... was signed by Atlanta on May 25 and pitched for Columbus (AA) until his release on August 4.
 ⚡ Appeared in 132 Major League games (2 starts) with Kansas City, Chicago and Toronto between 2022 and 2024.
 ⚡ Named the 2022 Tony Conigliaro Award winner, honoring a Major League who best overcomes adversity through spirit, determination and courage ... in between stints in affiliated baseball, while pitching for the Long Island Ducks, he also delivered packages for FedEx.
CONSECUTIVE BATTERS RETIRED: 9 (4/4 to 4/8) **SCORELESS STREAK:** 3.0 IP (4/4 to 4/8)

61 BRANDON JOHNSON
 RHP • R/R • 6'0" • 195 LBS • Born: 6/12/1999 (Age 26)
 2022 MLB Draft – Round 9 (Ole Miss)
 Born: Tuscaloosa, AL • Resides: Cottondale, AL

2026: Opened the season with the Storm Chasers ... tied for 1st on the team in appearances (6).
 ⚡ Playing his 5th professional season this year, all in the Royals organization ... made his Triple-A debut in May 2025 but has not yet made his MLB debut.
 ⚡ Split the 2025 season between NW Arkansas (AA) and Omaha, appearing in 54 games (2 starts) with a 4-3 record, 8 saves and a 4.88 ERA (39 ER in 72.0 IP) ... opened the year with NW Arkansas, putting up a 0.79 ERA (2 ER in 22.2 IP) in 17 relief appearances ... led all Royals Minor League pitchers in appearances (54), while 3rd in saves (8).
 ⚡ Among Royals Minor League pitchers with at least 150.0 innings between 2023 and 2025, ranked 2nd in K/9 (11.06) and 4th in K-BB% (17.2%).
 ⚡ Pitched 42 games over 2 seasons at Ole Miss, winning the 2022 College World Series with the Rebels and securing the final out of the CWS.
CONSECUTIVE BATTERS RETIRED: 0 **SCORELESS STREAK:** 1.2 IP (4/11)

40 CHAZZ MARTINEZ
 LHP • L/L • 6'4" • 225 LBS • Born: 1/6/2000 (Age 26)
 2022 MLB Draft – Round 17 (Oklahoma)
 Born/Resides: San Pedro, CA

2026: Opened the season on Omaha's 7-day Injured List ... activated April 7 and pitched 2.0 hitless, scoreless innings in his season debut on April 7 @ IOW.
 ⚡ Playing his 5th professional season this year, all in the Royals organization ... made his Triple-A debut in July 2025 but has not yet made his MLB debut.
 ⚡ Split the 2025 season between NW Arkansas (AA) and Omaha, making 53 relief appearances with a 3-2 record, 3 saves and a 3.41 ERA (28 ER in 74.0 IP) ... opened the season with NW Arkansas and posted a 1.85 ERA (9 ER in 43.2 IP) across 31 games ... did not allow a run across his final 7.0 innings of the regular season between September 7 and 21.
 ⚡ Among Royals Minor League pitchers between 2023 and 2025, ranked 3rd in appearances (127).
 ⚡ Brother **Renaé Martínez** was drafted by the Diamondbacks in 2017 out of Oklahoma ... a catcher, Renaé played 4 seasons in the Minors, reaching Triple-A in 2021.
CONSECUTIVE BATTERS RETIRED: 2 (4/10) **SCORELESS STREAK:** 3.0 IP (4/7 to 4/10)

47 HELCRIS OLIVÁREZ
 LHP • L/L • 6'2" • 230 LBS • Born: 8/8/2000 (Age 25)
 Minor League Free Agent – 12/22/2025
 Originally signed by Colorado – 6/7/2017
 Born: San Francisco de Macoris, D.R. • Resides: Kissimmee, FL

2026: Has thrown 18 of Omaha's 20 fastest pitches this season, including the 8 fastest.
 ⚡ Playing his 9th professional season this year ... the Royals are his 4th organization, having previously spent time in the Rockies, Red Sox and Giants systems ... has not yet made his MLB debut, but has 131 days of MLB service ... was on Colorado's 40-man roster from November 2020 to November 2022, with time on the Rockies' 60-day IL in 2022.
 ⚡ Spent all of 2025 in the Giants organization ... in 34 relief appearances between Richmond (AA) and Sacramento (AAA), he combined to record a 3.65 ERA (15 ER in 37.0 IP) with 46 strikeouts (11.2 K/9), but also 43 walks (10.5 BB/9) ... began and finished the year in Triple-A, was on the IL May 22 to June 4 and in Double-A from June 18 to July 29.
 ⚡ Among 315 Triple-A pitchers with at least 25 appearances in 2025, had the lowest average exit velocity against (80.3 MPH).
 ⚡ Missed the 2023 season while recovering from a subscapularis and capsulolabral repair surgery on his left shoulder ... limited to 1 MiLB game in 2022 with a left shoulder strain.
CONSECUTIVE BATTERS RETIRED: 2 (4/11) **SCORELESS STREAK:** 0.2 IP (4/11)

32 SHANE PANZINI
 RHP • R/R • 6'3" • 220 LBS • Born: 10/30/2001 (Age 24)
 2021 MLB Draft – Round 4 (Red Bank Catholic HS)
 Born/Reside: Spring Lake, N.J.

2026: Ranks tied for 4th on the Storm Chasers in strikeouts (10).
 ⚡ Playing his 5th professional season this year, all in the Royals organization ... made his Triple-A debut in August 2025, but has not yet made his MLB debut.
 ⚡ Split 2025 between Quad Cities (A+), NW Arkansas (AA) and Omaha ... combined for a 3.39 ERA (41 ER in 109.0 IP) in 26 games (17 starts) across the 3 levels ... tied for the Royals Minor League lead in strikeouts ... opened the season with Quad Cities, promoted to NWA on May 27 and called up to Omaha on August 26 and finished the season there.
 ⚡ Largely has been a starter in his career, starting 63 of his 81 appearances ... 10 of his 18 relief appearances in the Minors have lasted 3.0+ innings.
CONSECUTIVE BATTERS RETIRED: 2 (4/8) **SCORELESS STREAK:** 0.2 IP (4/8)

57 ANDREW PÉREZ
 LHP • L/L • 6'2" • 227 LBS • Born: 7/25/1997 (Age 28)
 Minor League Free Agent – 1/29/2026
 Drafted by Chicago (AL) – 2018 Round 8 (South Florida)
 Born/Resides: Orlando, FL

2026: Broke camp with NW Arkansas (AA), but before getting in a Double-A game, was assigned to Omaha on April 2 ... has yet to allow a hit or a run in his 4.1 innings.
 ⚡ Playing his 9th professional season this year ... the Royals are his 2nd organization, after spending the first 6 years of his career with the White Sox ... has previously pitched parts of two seasons (2022-23) in Triple-A with the Charlotte Knights but has not yet made his MLB debut.
 ⚡ Played two seasons (2024-25) with the Charros de Jalisco in the Mexican League ... in 2025, made a team-best 37 relief appearances and went 1-1 with a 6.75 ERA (24 ER in 32.0 IP).
 ⚡ Since 2021, has made 44 relief appearances with a 2.63 ERA (9 ER in 32.0 IP) and 28 strikeouts across four offseasons with Tigres del Licey in the Dominican Winter League.
CONSECUTIVE BATTERS RETIRED: 3 (4/10 to 4/11) **SCORELESS STREAK:** 4.1 IP (4/2 to 4/11)

52 BEN SEARS
 RHP • R/R • 6'6" • 210 LBS • Born: 6/15/2000 (Age 25)
 2022 MLB Draft – Round 14 (Houston)
 Born: Providence, R.I. • Resides: Riverside, R.I.

2026: Opened the season with NW Arkansas (AA) and appeared in 2 games, with a 5.40 ERA (2 ER in 3.1 IP) and 2 strikeouts ... assigned to Omaha on April 10 ... worked 3.0 innings of 1-run ball as an opener in his Omaha season debut, Game 2 of a doubleheader on 4/10 @ IOW.
 ⚡ Playing his 5th professional season this year, all in the Royals organization ... made his Triple-A debut in June 2025, but has not yet made his MLB debut.
 ⚡ Spent much of 2025 with NW Arkansas (AA), but also had a stint with Omaha from June 28 to August 4 ... between the two levels, went 3-3 with 5 saves and a 4.33 ERA (30 ER in 62.1 IP) ... earned 5 saves with the Nationals in Double-A ... 4 of his 9 Triple-A outings with the Storm Chasers were scoreless.
 ⚡ Among Royals Minor League pitchers between 2023 and 2025, ranked 4th in appearances (121) ... among those with at least 150 IP, ranked 3rd in BB/9 (2.44) & 4th in K/BB (3.26)
CONSECUTIVE BATTERS RETIRED: 2 (4/10) **SCORELESS STREAK:** 2.2 IP (4/10)

43 BECK WAY
 RHP • R/R • 6'4" • 200 LBS • Born: 8/6/1999 (Age 26)
 Traded from New York (AL) – 7/27/2022
 Drafted by New York (AL) – 2020 Round 4 (New Florida State/JC)
 Born: Harrisburg, PA • Resides: Huntington Beach, CA

2026: Leads the Storm Chasers in wins (2), tied for the team lead in strikeouts (12), 2nd in innings (10.0) and tied 3rd in appearances (5).
 ⚡ Playing his 7th professional season this year ... the Royals are his 2nd organization, traded to Kansas City in July 2022 after spending parts of the first three years of his career with the Yankees ... has appeared in Triple-A games for Omaha in 2024 and 2025 but has not yet made his MLB debut.
 ⚡ Split the 2025 season between NW Arkansas (AA) and Omaha and combined to make 46 relief appearances with 4-6 record and 5.93 ERA (49 ER in 74.1 IP) ... opened the year in Double-A and after 23 games for NWA, was transferred to Triple-A on June 26 to finish the year with the Storm Chasers.
 ⚡ Traded to Kansas City from New York (AL) with LHP T.J. Sikkema and RHP Chandler Champlain in exchange for OF Andrew Benintendi on July 27, 2022.
CONSECUTIVE BATTERS RETIRED: 1 (4/10) **SCORELESS STREAK:** 5.2 IP (4/7 to 4/10)

STORM CHASERS BULLPEN USAGE (PITCH COUNT, LAST THREE WEEKS)

DAY OF WEEK DATE	TUE 3/31	WED 4/1	THU 4/2	FRI 4/3	SAT 4/4	SUN 4/5	MON 4/6	TUE 4/7	WED 4/8	THU 4/9	FRI 4/10	SAT 4/11	SUN 4/12	MON 4/13	TUE 4/14	WED 4/15	THU 4/16	FRI 4/17	SAT 4/18	SUN 4/19
37 Mason, Black	24		25			28					31									
63 Cerantola, Eric		16			7	11					31									
33 Cuas, Jose	31				26															
64 Cruz, Steven		7 (KC)	27 (KC)		18 (KC)	16 (KC)														
61 Johnson, Brandon			22		33			17				45								
40 Martinez, Chazz (L)								31			16									
47 Olivarez, Helcris (L)		21			44				19			39								
32 Panzini, Shane		30			33				39											
57 Pérez, Andrew (L)			30					11			13	2								
52 Sears, Ben			26 (NWA)					33 (NWA)			43 (START)									
43 Way, Beck	27		33					29			34									

RELIEVERS	LAST RELIEF APPEARANCE							FIRST BATTER		SAVES		INHERITED RUNNERS	
PITCHER	LAST OMA RELIEF OUTING	IP	R	ER	BB	K	P-S	FACED	RETIRED	SV	OPP	IR	SCORED
37 Mason, Black	4/10 @ Iowa (G1)	1.1	2	2	0	1	31-24	5	3	1	1	4	2
63 Cerantola, Eric	4/10 @ Iowa (G1)	2.0	0	0	1	5	31-18	6	5	3	3	3	0
33 Cuas, Jose	4/8 @ Iowa	2.2	0	0	0	5	45-30	5	3	0	0	3	0
64 Cruz, Steven	3/28 @ Louisville	1.0	2	2	1	3	25-16	1	1	0	1	0	0
61 Johnson, Brandon	4/11 @ Iowa	1.2	1	1	2	1	45-22	6	3	0	0	0	0
40 Martinez, Chazz (L)	4/10 @ Iowa (G2)	1.0	0	0	1	1	16-10	2	2	0	0	0	0
47 Olivarez, Helcris (L)	4/11 @ Iowa	1.1	3	3	2	1	39-23	5	5	0	0	3	1
32 Panzini, Shane	4/8 @ Iowa	1.0	6	6	1	3	39-25	4	2	0	0	0	0
57 Pérez, Andrew (L)	4/11 @ Iowa	0.1	0	0	0	0	2-1	4	3	1	1	2	0
52 Sears, Ben													
43 Way, Beck	4/10 @ Iowa (G2)	3.0	0	0	0	4	34-24	5	2	0	0	0	0
SEASON (INCLUDING INACTIVE)								46	31	5	6	17	3

OMAHA STARTING PITCHER SPLITS	1ST PITCH STRIKES			1-2-3 INNINGS							
PITCHER	GS	W-L	TEAM W-L	R SUPPORT	SUPPORT/9 IP	FPS	TBF	% FPS	TOTAL	POSSIBLE	% 1-2-3
Bergert, Ryan	3	0-1	2-1	2	1.86	28	42	66.7%	2	9	22.2%
41 Sanchez, Aaron	3	0-2	1-2	5	4.66	29	50	58.0%	2	9	22.2%
55 Bosacker, Ethan	2	0-1	1-1	4	5.68	18	35	51.4%	0	6	0.0%
53 Ramsey, Ryan	2	0-2	0-2	3	3.52	13	34	38.2%	3	7	42.9%
58 Avila, Luinder	1	0-0	0-1	0	0.00	7	15	46.7%	0	3	0.0%
Spence, Mitch	1	1-0	1-0	6	10.80	13	19	68.4%	2	5	40.0%
Kudrna, Ben	1	0-0	1-0	3	13.50	3	11	27.3%	0	2	0.0%
52 Sears, Ben	1	0-0	1-0	4	12.00	10	12	83.3%	0	3	0.0%
56 Kolek, Stephen											
SEASON (INCLUDING INACTIVE)	14			27	5.24	121	218	55.5%	9	44	20.5%

OMAHA STARTING PITCHER/CATCHER MATCHUPS	LUCA TRESH										ELIAS DÍAZ										ELIH MARRERO										TBD										TOTALS									
PITCHER	GS	W-L	ERA	IP	ER	BB	SO	GS	W-L	ERA	IP	ER	BB	SO	GS	W-L	ERA	IP	ER	BB	SO	GS	W-L	ERA	IP	ER	BB	SO	GS	W-L	ERA	IP	ER	BB	SO															
Bergert, Ryan	3	0-1	2.79	9.2	3	5	10								3	0-1	2.79	9.2	3	5	10							3	0-1	2.79	9.2	3	5	10																
41 Sanchez, Aaron	2	0-1	10.57	7.2	9	5	6	1	0-1	13.50	2.0	3	3	2	3	0-2	11.17	9.2	12	8	8							3	0-2	11.17	9.2	12	8	8																
55 Bosacker, Ethan								2	0-1	12.79	6.1	9	5	5	2	0-1	12.79	6.1	9	5	5							2	0-1	12.79	6.1	9	5	5																
53 Ramsey, Ryan	1	0-1	5.79	4.2	3	2	6	1	0-1	9.00	3.0	3	1	2	2	0-2	7.04	7.2	6	3	8						2	0-2	7.04	7.2	6	3	8																	
58 Avila, Luinder								1	0-0	6.00	3.0	2	2	3	1	0-0	6.00	3.0	2	2	3						1	0-0	6.00	3.0	2	2	3																	
Spence, Mitch	1	1-0	0.00	5.0	0	0	1								1	1-0	0.00	5.0	0	0	1					1	1-0	0.00	5.0	0	0	1																		
Kudrna, Ben	1	0-0	9.00	2.0	2	4	2								1	0-0	9.00	2.0	2	4	2					1	0-0	9.00	2.0	2	4	2																		
52 Sears, Ben								1	0-0	3.00	3.0	1	1	1	1	0-0	3.00	3.0	1	1	1					1	0-0	3.00	3.0	1	1	1																		
56 Kolek, Stephen																																																		
Relievers	4-0	3.08	38.0	13	19	38		2-0	5.58	30.2	19	20	36		0-1	13.50	1.1	2	2	3								6-1	4.37	70.0	34	41	77																	
TOTALS	8	5-3	4.03	67.0	30	35	63	6	2-3	6.94	48.0	37	32	49	0	0-1	13.50	1.1	2	2	3						14	7-7	5.34	116.1	69	69	115																	
		CS/ATT	3/14	PCT	21.4%			CS/ATT	0/3	PCT	0.0%				CS/ATT	0/0	PCT	--%									CS/ATT	/	PCT	%																				

OMAHA CATCHER PITCHING STATS	W	L	ERA	GS	SV	IP	H	R	ER	HR	HB	BB	IBB	SO	WHIP	AVG	WP	GDP	TBF	CS	SB	CS%	PB
11 Luca Tresh	5	3	4.03	8	4	67.0	55	31	30	4	4	35	0	63	1.34	.229	7	8	283	3	11	21.4%	0
48 Elias Díaz	2	3	6.94	6	1	48.0	53	37	37	8	5	32	0	49	1.77	.279	5	5	228	0	3	0.0%	0
17 Elih Marrero	0	1	13.50	0	0	1.1	3	3	2	1	0	2	1	3	3.75	.429	1	0	10	0	0	--%	0

OMAHA STARTERS VS. RELIEVERS	W	L	ERA	IP	R	ER	SO	BB
PITCHING AS								
STARTERS	1	6	6.80	46.1	36	35	38	28
RELIEVERS	6	1	4.37	70.0	35	34	77	41



9 GAVIN CROSS

OF • L/L • 6'2" • 210 LBS • Born 2/13/2001 (Age 25)
2022 MLB Draft – Round 19/37th Overall (Virginia Tech)
Born/Resides: Bristol, Tennessee

- 2026: Made his Triple-A debut in the season opener on March 27 @ Louisville ... tied for 2nd on the Storm Chasers in stolen bases (4).**
- Playing his 5th professional season this year, all in the Royals organization ... spent most of the last three seasons in Double-A but has not yet reached the Majors.
 - Spent a second straight full season with NW Arkansas (AA) in **2025** ... slashed .241/.291/.413 (112-for-465) while hitting a career-high 17 home runs with 64 RBI and 23 steals in 114 games ... led the Naturals in home runs, RBI, hits, total bases (192) and runs (75) while 2nd in doubles (23) and extra-base hits (43).
 - Represented Kansas City at the **2024 All-Star Futures Game** in Arlington, Texas and was the Royals' **2024 Double-A Player of the Year** with the Naturals.
 - Among Royals Minor Leaguers between **2023** and **2025**, ranked 2nd in RBI (81), tied 2nd in HR (44), 4th in doubles (63) and extra-base hits (113) and 5th in steals (76).

HIT STREAK:

ON-BASE STREAK:

2026: Opened the season on a 4-game hit streak, from March 28 to April 2.

- Playing his 18th professional season this year, the Royals are his 4th organization ... has spent time with the Pirates, Rockies and Padres ... played his first 11 seasons (**2009-19**) in the Pirates organization ... between **2016** and **2025**, has hit .247 (634-for-2572) with a .683 OPS in 830 MLB games with PIT, COL and SD, with 627 starts at C.
- Spent all of **2025** in the Major Leagues with the Padres ... slashed .204/.270/.337 (52-for-255) with 9 HR and 29 RBI in 106 games ... started 68 games behind the plate for the Padres, catching 12 of 50 attempted base stealers (24%).
- Was the **2023 MLB All-Star Game MVP**, representing the Rockies, hitting the game-winning homer in the 8th inning for the NL.

HIT STREAK:

ON-BASE STREAK:

2026: Has 4 of the 15 hardest hit balls for Omaha this season (109.3, 107.5, 106.8 and 106.4 MPH).

- Playing his 17th professional season this year, the Royals are his 10th organization ... spent the first 3 years of his career with the Braves ... has played in parts of 10 MLB seasons with Arizona, New York (AL), Toronto, New York (NL), Cincinnati, San Diego and Los Angeles (AL) and has a .245/.296/.421 (713-for-2915) slash line in 867 MLB games.
- Spent most of **2025** at Triple-A between the Angels and White Sox organizations ... opened the season with Charlotte (AAA) and played 10 games before his release ... rejoined the Angels organization on July 1 and played 7 games in the Arizona Complex League before his promotion to Salt Lake (AAA) where he ended the season.
- Was a **2022 National League Silver Slugger** (utility) ... split the season between the Reds and Padres and combined to hit .263 (136-for-518) with 28 HR, 87 RBI and a .812 OPS.

HIT STREAK:

ON-BASE STREAK:

2026: Tied 5th on the Storm Chasers in walks (4).

- Playing his 9th professional season this year, the Royals are his 5th organization ... spent the first 5 years of his career with the Pirates, with time in the Padres, Rockies and Diamondbacks systems too ... has played 14 MLB games across parts of **2023** and **2025** with San Diego and Arizona.
- Spent most of **2025** with the Reno Aces (AAA) ... slashed .236/.345/.406 (54-for-229) with 6 HR and 31 RBI in 71 games at Triple-A ... called up by the D-backs on August 1 and recorded his first MLB hit on August 10 ... was optioned back to Reno between August 18 and September 2 before finishing the season in the Majors.
- Across his Minor League career, has mostly played shortstop (3551.0 innings), with playing time at third (319.0 innings), second (127.1 innings) and first base (59.0 innings).

HIT STREAK:

ON-BASE STREAK:

2026: Made the Royals' Opening Day roster for the second time in his career (also: 2024) and went 2-for-9 (.222) over 4 games ... optioned to Omaha on April 6.

- Playing his 6th professional season, all in the Royals organization ... has played 143 MLB games with Kansas City since debuting September 1, **2023**.
- Split **2025** between Omaha and Kansas City, appearing in 43 AAA games & 67 MLB games ... reached base in 39 of 43 with Omaha, with more walks (39) than strikeouts (24).
- Made his first MLB Opening Day roster in **2024** and appeared in MLB 57 games ... reached base in 53 of 58 Omaha games and recorded an 18-game hitting streak.
- Named Storm Chasers Player of the Year in **2023** and an MiLB.com Organization All-Star ... ranked 2nd on Omaha in RBI (56) despite appearing in just 82 games.

HIT STREAK:

ON-BASE STREAK:

2026: As a non-roster invite, appeared in 6 Cactus League games with the Royals and hit .273 (3-for-11) with 1 2B, 1 RBI and a .697 OPS.

- Playing his 9th professional season this year, the Royals are his 3rd organization ... spent the first 7 years of his career with the Red Sox and was most recently with the Rangers ... made his Triple-A debut in April **2024**, but has not yet made his MLB debut.
- Spent most of **2025** with the Frisco RoughRiders (Rangers Double-A) after signing a Minor League contract in July ... started his season with the Round Rock Express (Rangers Triple-A) for 2 games ending the season with Frisco ... slashed .233/.270/.300 (14-for-60) in 198 games with the RoughRiders.
- Father is former Major League catcher **Eli Marrero**, who played parts of 10 MLB seasons (1987-2006), 7 of those years with the Cardinals and part of **2005** with the Royals.

HIT STREAK:

ON-BASE STREAK:

2026: Optioned to Omaha on March 17 ... leads Omaha and ranks 3rd in the International League in RBI (14) ... is tied for the Storm Chasers lead in home runs (2) while 2nd on the team in total bases (22) and walks (9) and tied 2nd in hits (13) and runs (8).

- Playing his 8th professional season this year, the Royals are his 3rd organization ... spent the first 3 years of his career with the Marlins and was most recently with the Rays ... made his MLB debut for Tampa Bay in August **2024** and appeared in 79 Major League games for the Rays between **2024** and **2025**.
- Split the **2025** season between Tampa Bay and Durham (AAA) ... opened the year with Tampa Bay ... became the first player in MLB history to hit their first career home-run as a walk-off on Opening Day ... slashed .316/.364/.544 (25-for-79) across his first 27 games before May 2 ... finished the year in Durham.
- Between **2023** and **2025**, ranked 4th among International League hitters in walks (189), 7th in runs scored (187), 13th in stolen bases (60) and 15th in plate appearances (1203).

HIT STREAK:

ON-BASE STREAK:

2026: 4th on the Storm Chasers in runs (7) and 5th in hits (11), despite being 9th in at-bats (33).

- Playing his 12th professional season this year, the Royals are his 6th organization ... has Major League experience with the Pirates, Reds, Diamondbacks and Angels, appearing in 673 games over parts of 8 MLB seasons (**2018-2025**) prior to signing with the Royals.
- Split the **2025** season between Los Angeles (AL) and the Toledo Mud Hens (Tigers' Triple-A) ... opened the year in the Majors with Los Angeles and hit .202 (23-for-114) in 57 games ... was DFA'd on July 31 and released on August 2 ... finished the season with Toledo after signing with Detroit, where he hit .296 (16-for-54) in 15 games for the Mud Hens.
- Appeared in 111 MLB games with Arizona in **2024** ... has made five Opening Day rosters ... NL Gold Glove finalist at shortstop in **2021** with Pittsburgh.

HIT STREAK:

ON-BASE STREAK:

2026: Optioned to Omaha on March 17 ... leads Omaha and is tied 8th in the International League in steals (7) and tied 9th in walks (12) ... also leads the Storm Chasers in at bats (47), hits (15) and total bases (26), is tied 1st in home runs (2) and extra-base hits (11) and tied 2nd in RBI (10).

- Playing his 8th professional season this year, all in the Royals organization, with parts of the last 4 years in Omaha ... made his MLB debut for Kansas City in May **2025**.
- Split the **2025** season between Kansas City and Omaha ... opened the year with Omaha and slashed .301/.382/.549 (52-for-173) in 44 games before his call-up ... played 72 games across two stints with the Royals ... optioned to Omaha for a 16-game stretch August 25 to September 17 before returning to KC.
- Among Omaha hitters between **2023** and **2025**, he ranked 1st in triples (10) and runs (184) while 2nd in hits (258), doubles (59), home runs (39), total bases (454) and walks (133).

HIT STREAK:

ON-BASE STREAK:

2026: Leads the Storm Chasers and ranks tied 3rd in the International League in doubles (5), tied for the Storm Chasers lead in extra-base hits (6), while tied 2nd in hits (13) and RBI (10) and 3rd in total bases (21) and at-bats (43).

- Playing his 10th professional season this year, the Royals are his 5th organization ... spent the first 3 years of his career with the Astros and has played 639 MLB games over parts of the last 7 seasons (**2019-25**) with Arizona, Seattle and Chicago (AL).
- Spent all of **2025** with the White Sox, excluding a 3-game rehab assignment in Triple-A ... opened the season on Chicago's 10-day Injured List, activated May 4, and played 69 games for the White Sox ... was designated for assignment August 22 and subsequently released August 23.
- Has played all four infield and both corner outfield positions in his professional career, but logged the most playing time at third (2638.1 innings) and second base (1413.2 innings).

HIT STREAK:

ON-BASE STREAK:

2026: Was the third baseman for Canada at the World Baseball Classic and hit a team-leading .421 (8-for-19) with 5 extra-base hits and 5 RBI ... his 7-game on-base streak from March 27 to April 4 is tied for the 2nd longest streak for Omaha this season.

- Playing his 11th professional season this year, the Royals are his 6th organization ... spent the first 6 years of his career with the Astros and has played 442 MLB games over parts of the last 7 seasons (**2019-25**) with Houston, Seattle, Milwaukee, Oakland and Boston.
- Split the **2025** season between Boston and the Worcester Red Sox (AAA) ... opened the year with Worcester and slashed .310/.403/.480 (31-for-100) in 28 games before his call-up to Boston on May 3 ... was designated for assignment on August 21 and outrighted to Worcester on August 23, where he ended the season.
- Among Omaha hitters between **2023** and **2025**, he ranked 4th in home runs (53), 5th in RBI (211) and total bases (570), and 6th in extra-base hits (125).

HIT STREAK:

ON-BASE STREAK:

2026: Ranks 2nd on the Storm Chasers in doubles (4) and is tied 5th in total bases (14).

- Playing his 6th professional season this year, all in the Royals organization ... made his Triple-A debut with Omaha in **2025** and has not yet made his MLB debut.
- In **2025**, was one of three players to spend the entire season with Omaha, making his Triple-A debut on April 1 vs. Louisville and reaching base in 53 of 70 games ... slashed .259/.321/.473 (63-for-243) with 10 home runs, 29 extra-base hits and 37 RBI for the Storm Chasers.
- Among Royals Minor League hitters over the last 4 seasons (**2022-25**), he ranked 4th in home runs (53), 5th in RBI (211) and total bases (570), and 6th in extra-base hits (125).

HIT STREAK:

ON-BASE STREAK:

2026: Designated for assignment by the Royals on March 25 and sent outright to Omaha on March 29.

- Playing his 8th professional season this year, his 4th with KC ... Royals are his 2nd organization, drafted by the Braves ... has played 208 MLB games with Kansas City since **2022**.
- Split **2025** between Omaha (54 AAA games) and Kansas City (71 MLB games), starting and ending the year in Triple-A ... earned **IL Player of the Week** honors after he hit for the cycle April 2 vs. LOU, including a career-first inside-the-park homer ... homered from both sides of the plate August 23 vs. COL, the first Omaha player to do so since 2009.
- Among 15 Omaha hitters with at least 500 plate appearances across the last four seasons (**2022-25**), Waters ranked 1st in OPS (.851) and 2nd in average (.279).
- Has played all three outfield positions professionally, with the most playing time in CF (4318.1 innings), however he has also totaled over 1100.0 innings in each RF and LF.

HIT STREAK:

ON-BASE STREAK:

48 ELIAS DÍAZ

C • R/R • 6'1" • 240 LBS • Born 11/17/1990 (Age 35)
Signed as Minor League Free Agent – 2/24/2026
Originally signed by Pittsburgh – 5/14/2009
Born/Resides: Maracaibo, Venezuela

- 2026: Opened the season on a 4-game hit streak, from March 28 to April 2.**
- Playing his 18th professional season this year, the Royals are his 4th organization ... has spent time with the Pirates, Rockies and Padres ... played his first 11 seasons (**2009-19**) in the Pirates organization ... between **2016** and **2025**, has hit .247 (634-for-2572) with a .683 OPS in 830 MLB games with PIT, COL and SD, with 627 starts at C.
 - Spent all of **2025** in the Major Leagues with the Padres ... slashed .204/.270/.337 (52-for-255) with 9 HR and 29 RBI in 106 games ... started 68 games behind the plate for the Padres, catching 12 of 50 attempted base stealers (24%).
 - Was the **2023 MLB All-Star Game MVP**, representing the Rockies, hitting the game-winning homer in the 8th inning for the NL.

HIT STREAK:

ON-BASE STREAK:

2026: Has 4 of the 15 hardest hit balls for Omaha this season (109.3, 107.5, 106.8 and 106.4 MPH).

- Playing his 17th professional season this year, the Royals are his 10th organization ... spent the first 3 years of his career with the Braves ... has played in parts of 10 MLB seasons with Arizona, New York (AL), Toronto, New York (NL), Cincinnati, San Diego and Los Angeles (AL) and has a .245/.296/.421 (713-for-2915) slash line in 867 MLB games.
- Spent most of **2025** at Triple-A between the Angels and White Sox organizations ... opened the season with Charlotte (AAA) and played 10 games before his release ... rejoined the Angels organization on July 1 and played 7 games in the Arizona Complex League before his promotion to Salt Lake (AAA) where he ended the season.
- Was a **2022 National League Silver Slugger** (utility) ... split the season between the Reds and Padres and combined to hit .263 (136-for-518) with 28 HR, 87 RBI and a .812 OPS.

HIT STREAK:

ON-BASE STREAK:

2026: Tied 5th on the Storm Chasers in walks (4).

- Playing his 9th professional season this year, the Royals are his 5th organization ... spent the first 5 years of his career with the Pirates, with time in the Padres, Rockies and Diamondbacks systems too ... has played 14 MLB games across parts of **2023** and **2025** with San Diego and Arizona.
- Spent most of **2025** with the Reno Aces (AAA) ... slashed .236/.345/.406 (54-for-229) with 6 HR and 31 RBI in 71 games at Triple-A ... called up by the D-backs on August 1 and recorded his first MLB hit on August 10 ... was optioned back to Reno between August 18 and September 2 before finishing the season in the Majors.
- Across his Minor League career, has mostly played shortstop (3551.0 innings), with playing time at third (319.0 innings), second (127.1 innings) and first base (59.0 innings).

HIT STREAK:

ON-BASE STREAK:

2026: Made the Royals' Opening Day roster for the second time in his career (also: 2024) and went 2-for-9 (.222) over 4 games ... optioned to Omaha on April 6.

- Playing his 6th professional season, all in the Royals organization ... has played 143 MLB games with Kansas City since debuting September 1, **2023**.
- Split **2025** between Omaha and Kansas City, appearing in 43 AAA games & 67 MLB games ... reached base in 39 of 43 with Omaha, with more walks (39) than strikeouts (24).
- Made his first MLB Opening Day roster in **2024** and appeared in MLB 57 games ... reached base in 53 of 58 Omaha games and recorded an 18-game hitting streak.
- Named Storm Chasers Player of the Year in **2023** and an MiLB.com Organization All-Star ... ranked 2nd on Omaha in RBI (56) despite appearing in just 82 games.

HIT STREAK:

ON-BASE STREAK:

2026: As a non-roster invite, appeared in 6 Cactus League games with the Royals and hit .273 (3-for-11) with 1 2B, 1 RBI and a .697 OPS.

- Playing his 9th professional season this year, the Royals are his 3rd organization ... spent the first 7 years of his career with the Red Sox and was most recently with the Rangers ... made his Triple-A debut in April **2024**, but has not yet made his MLB debut.
- Spent most of **2025** with the Frisco RoughRiders (Rangers Double-A) after signing a Minor League contract in July ... started his season with the Round Rock Express (Rangers Triple-A) for 2 games ending the season with Frisco ... slashed .233/.270/.300 (14-for-60) in 198 games with the RoughRiders.
- Father is former Major League catcher **Eli Marrero**, who played parts of 10 MLB seasons (1987-2006), 7 of those years with the Cardinals and part of **2005** with the Royals.

HIT STREAK:

ON-BASE STREAK:

2026: Optioned to Omaha on March 17 ... leads Omaha and ranks 3rd in the International League in RBI (14) ... is tied for the Storm Chasers lead in home runs (2) while 2nd on the team in total bases (22) and walks (9) and tied 2nd in hits (13) and runs (8).

- Playing his 8th professional season this year, the Royals are his 3rd organization ... spent the first 3 years of his career with the Marlins and was most recently with the Rays ... made his MLB debut for Tampa Bay in August **2024** and appeared in 79 Major League games for the Rays between **2024** and **2025**.
- Split the **2025** season between Tampa Bay and Durham (AAA) ... opened the year with Tampa Bay ... became the first player in MLB history to hit their first career home-run as a walk-off on Opening Day ... slashed .316/.364/.544 (25-for-79) across his first 27 games before May 2 ... finished the year in Durham.
- Between **2023** and **2025**, ranked 4th among International League hitters in walks (189), 7th in runs scored (187), 13th in stolen bases (60) and 15th in plate appearances (1203).

HIT STREAK:

ON-BASE STREAK:

2026: 4th on the Storm Chasers in runs (7) and 5th in hits (11), despite being 9th in at-bats (33).

- Playing his 12th professional season this year, the Royals are his 6th organization ... has Major League experience with the Pirates, Reds, Diamondbacks and Angels, appearing in 673 games over parts of 8 MLB seasons (**2018-2025**) prior to signing with the Royals.
- Split the **2025** season between Los Angeles (AL) and the Toledo Mud Hens (Tigers' Triple-A) ... opened the year in the Majors with Los Angeles and hit .202 (23-for-114) in 57 games ... was DFA'd on July 31 and released on August 2 ... finished the season with Toledo after signing with Detroit, where he hit .296 (16-for-54) in 15 games for the Mud Hens.
- Appeared in 111 MLB games with Arizona in **2024** ... has made five Opening Day rosters ... NL Gold Glove finalist at shortstop in **2021** with Pittsburgh.

HIT STREAK:

ON-BASE STREAK:

2026: Optioned to Omaha on March 17 ... leads Omaha and is tied 8th in the International League in steals (7) and tied 9th in walks (12) ... also leads the Storm Chasers in at bats (47), hits (15) and total bases (26), is tied 1st in home runs (2) and extra-base hits (11) and tied 2nd in RBI (10).

- Playing his 8th professional season this year, all in the Royals organization, with parts of the last 4 years in Omaha ... made his MLB debut for Kansas City in May **2025**.
- Split the **2025** season between Kansas City and Omaha ... opened the year with Omaha and slashed .301/.382/.549 (52-for-173) in 44 games before his call-up ... played 72 games across two stints with the Royals ... optioned to Omaha for a 16-game stretch August 25 to September 17 before returning to KC.
- Among Omaha hitters between **2023** and **2025**, he ranked 1st in triples (10) and runs (184) while 2nd in hits (258), doubles (59), home runs (39), total bases (454) and walks (133).

HIT STREAK:

ON-BASE STREAK:

2026: Leads the Storm Chasers and ranks tied 3rd in the International League in doubles (5), tied for the Storm Chasers lead in extra-base hits (6), while tied 2nd in hits (13) and RBI (10) and 3rd in total bases (21) and at-bats (43).

- Playing his 10th professional season this year, the Royals are his 5th organization ... spent the first 3 years of his career with the Astros and has played 639 MLB games over parts of the last 7 seasons (**2019-25**) with Arizona, Seattle and Chicago (AL).
- Spent all of **2025** with the White Sox, excluding a 3-game rehab assignment in Triple-A ... opened the season on Chicago's 10-day Injured List, activated May 4, and played 69 games for the White Sox ... was designated for assignment August 22 and subsequently released August 23.
- Has played all four infield and both corner outfield positions in his professional career, but logged the most playing time at third (2638.1 innings) and second base (1413.2 innings).

HIT STREAK:

ON-BASE STREAK:

2026: Was the third baseman for Canada at the World Baseball Classic and hit a team-leading .421 (8-for-19) with 5 extra-base hits and 5 RBI ... his 7-game on-base streak from March 27 to April 4 is tied for the 2nd longest streak for Omaha this season.

- Playing his 11th professional season this year, the Royals are his 6th organization ... spent the first 6 years of his career with the Astros and has played 442 MLB games over parts of the last 7 seasons (**2019-25**) with Houston, Seattle, Milwaukee, Oakland and Boston.
- Split the **2025** season between Boston and the Worcester Red Sox (AAA) ... opened the year with Worcester and slashed .310/.403/.480 (31-for-100) in 28 games before his call-up to Boston on May 3 ... was designated for assignment on August 21 and outrighted to Worcester on August 23, where he ended the season.
- Among Omaha hitters between **2023** and **2025**, he ranked 4th in home runs (53), 5th in RBI (211) and total bases (570), and 6th in extra-base hits (125).

HIT STREAK:

ON-BASE STREAK:

2026: Ranks 2nd on the Storm Chasers in doubles (4) and is tied 5th in total bases (14).

- Playing his 6th professional season this year, all in the Royals organization ... made his Triple-A debut with Omaha in **2025** and has not yet made his MLB debut.
- In **2025**, was one of three players to spend the entire season with Omaha, making his Triple-A debut on April 1 vs. Louisville and reaching base in 53 of 70 games ... slashed .259/.321/.473 (63-for-243) with 10 home runs, 29 extra-base hits and 37 RBI for the Storm Chasers.
- Among Royals Minor League hitters over the last 4 seasons (**2022-25**), he ranked 4th in home runs (53), 5th in RBI (211) and total bases (570), and 6th in extra-base hits (125).

HIT STREAK:

ON-BASE STREAK:

2026: Designated for assignment by the Royals on March 25 and sent outright to Omaha on March 29.

- Playing his 8th professional season this year, his 4th with KC ... Royals are his 2nd organization, drafted by the Braves ... has played 208 MLB games with Kansas City since **2022**.
- Split **2025** between Omaha (54 AAA games) and Kansas City (71 MLB games), starting and ending the year in Triple-A ... earned **IL Player of the Week** honors after he hit for the cycle April 2 vs. LOU, including a career-first inside-the-park homer ... homered from both sides of the plate August 23 vs. COL, the first Omaha player to do so since 2009.
- Among 15 Omaha hitters with at least 500 plate appearances across the last four seasons (**2022-25**), Waters ranked 1st in OPS (.851) and 2nd in average (.279).
- Has played all three outfield positions professionally, with the most playing time in CF (4318.1 innings), however he has also totaled over 1100.0 innings in each RF and LF.

HIT STREAK:

ON-BASE STREAK:

24 BRANDON DRURY

INF • R/R • 6'1" • 230 LBS • Born 8/21/1992 (Age 33)
Signed as Minor League Free Agent – 2/24/2026
Drafted by Atlanta – 2010, Round 16 (Grants Pass HS)
Born/Resides: Grants Pass, OR • Resides

PITCHING

vs. Left-Handed Starter.....	1-1
vs. Right-Handed Starter.....	6-6
WITH Left-Handed Starter.....	0-2
WITH Right-Handed Starter.....	7-5
0-4 strikeouts.....	1-0
5-9 strikeouts.....	4-6
10+ strikeouts.....	2-1
0 runs of support.....	1-4
1-2 runs of support.....	1-3
3-4 runs of support.....	4-0
5-9 runs of support.....	1-0
10+ runs of support.....	0-0
Bullpen Games.....	1-0
Starter goes less than 4.0 Innings.....	4-5
Starter goes 4.0/4.1/4.2 Innings.....	2-2
Starter goes 5.0/5.1/5.2 Innings.....	1-0
Starter goes 6.0+ Innings.....	0-0

SCORING

1-Run Games.....	1-2
2-Run Games.....	3-1
3-4-Run Games.....	1-1
5+ Run Games.....	2-3
Extra Innings.....	1-1
Shutouts.....	1-1
Doubleheaders.....	3-1 (1 SWEEP, 1 SPLIT, 0 SWEEP)
Scoring 0-2 Runs.....	0-2
3-5 Runs.....	2-5
6-9 Runs.....	5-0
10+ Runs.....	0-0
Opponent 0-2 Runs.....	3-1
3-5 Runs.....	3-0
6-9 Runs.....	1-4
10+ Runs.....	0-2
Scored in 1st Inning.....	2-2
Opponent scored in 1st.....	2-5
Scores first.....	4-2
Opponent scores first.....	3-5

HITTING

Omaha 0-5 hits.....	1-1
6-9 hits.....	3-5
10+ hits.....	3-1
Opponent 0-5 hits.....	3-0
6-9 hits.....	4-2
10+ hits.....	0-5
Out-hit opponent.....	4-1
Out-hit by opponent.....	2-5
Hits are tied.....	1-1
Hit 0 home runs.....	4-5
1 home run.....	2-2
2 home runs.....	0-0
3+ home runs.....	1-0
Opponent hit 0 home runs.....	3-2
1 home run.....	3-3
2 home runs.....	1-1
3+ home runs.....	0-1
Leave 0-5 runners on base.....	2-1
6-9 on base.....	5-5
10+ on base.....	0-1
Opponent leaves 0-5 runners on base.....	3-1
6-9 on base.....	4-4
10+ on base.....	0-2
Steals 0 bases.....	2-3
1 base.....	1-3
2 bases.....	3-0
3+ bases.....	1-1
Opponent steals 0 bases.....	3-4
1 base.....	4-0
2 bases.....	0-1
3+ bases.....	0-2

FIELDING

Turned 0 double plays.....	3-4
1 double play.....	3-1
2 double plays.....	0-2
3+ double plays.....	1-0
Made 0 errors.....	5-4
1 error.....	2-2
2 errors.....	0-1
3+ errors.....	0-0
Opponent made 0 errors.....	5-4
1 error.....	2-3
2 errors.....	0-0
3+ errors.....	0-0

INDIVIDUAL BATTING

SPLIT	#, PLAYER, GAME
Most At-Bats	5, 14x, last: Nick Loftin, 4/11 @ IOW
Most Plate Appearances	5, 30x, last: Nick Loftin, 4/11 @ IOW
Most Runs	3, 2x, last: Kameron Misner, 4/4 vs. BUF (G2)
Most Hits	3, 5x, last: John Rave, 4/11 @ IOW
Most Doubles	2, 2x, last: Kameron Misner, 4/7 @ IOW
Most Triples	1, 2x, last: Nick Loftin, 4/10 @ IOW (G2)
Most Extra-Base Hits	3, Kameron Misner, 4/7 @ IOW
Most Home Runs	2, John Rave, 4/7 @ IOW
Most Total Bases	8, 2x, last: Kameron Misner, 4/7 @ IOW
Most RBI	4, John Rave, 4/7 @ IOW
Most Stolen Bases	2, 4x, last: Gavin Cross, 4/10 @ IOW (G2)
Most Caught Stealing	1, 2x, last: Luca Tresh, 4/1 vs. BUF
Most Walks	3, John Rave, 3/28 @ LOU
Most Hit-By-Pitch	1, 4x, last: Gavin Cross, 4/10 @ IOW (G2)
Most Strikeouts	4, Kameron Misner, 3/28 @ LOU
Most Sac Hits	1, Connor Kaiser, 4/10 @ IOW
Most Sac Flies	1, 6x, last: Connor Kaiser, 4/10 @ IOW (G2)
Most GDP	1, 6x, last: Nick Loftin, 4/10 @ IOW
Most Left On Base	8, Drew Waters, 4/10 @ IOW

TEAM BATTING

SPLIT	#, GAME
Most At-Bats, Game	38, 3/28 @ LOU
Most Plate Appearances, Game	43, 3/28 @ LOU
Most Runs, Game	9, 4/2 vs. BUF
Most Runs, Inning	4, 3x, last: 4/10 @ IOW (G2)
Most Hits, Game	11, 2x, last: 4/2 vs. BUF
Most Hits, Inning	4, 4x, last: 4/11 @ IOW
Fewest Hits, Game	3, 4/4 vs. BUF
Most Doubles, Game	4, 3/31 vs. BUF
Most Triples, Game	1, 2x, last: 4/10 @ IOW (G2)
Most Extra-Base Hits, Game	5, 4/7 @ IOW
Most Home Runs, Game	3, 4/7 @ IOW
Most Home Runs, Inning	1, 7x, last: 4/8 @ IOW
Most Total Bases, Game	21, 4/7 @ IOW
Most RBI, Game	9, 4/2 vs. BUF
Most Stolen Bases, Game	4, 4/4 vs. BUF (G2)
Most Caught Stealing, Game	1, 2x, last: 4/1 vs. BUF
Most Walks, Game	8, 2x, last: 4/10 @ IOW
Most Hit-By-Pitch, Game	1, 4x, last: 4/10 @ IOW (G2)
Most Strikeouts, Game	17, 3/28 @ LOU
Most Sac Hits, Game	1, 4/10 @ IOW
Most Sac Flies, Game	2, 4/10 @ IOW (G2)
Most GDP, Game	2, 4/10 @ IOW
Most Left On Base, Game	10, 3/27 @ LOU

TEAM & INDIVIDUAL STREAKS

SPLIT	#, GAME
Longest Hitting Streak	11, Kameron Misner, 3/28-4/10
Longest Home Run Streak	2, Kameron Misner, 4/7-4/8
Longest On-Base Streak	12, Kameron Misner, 3/27-4/10
Longest Winning Streak	2, Beck Way, 4/7-4/10
Longest Losing Streak	2, Aaron Sanchez, 3/29-4/4
Longest Saves Streak	3, Eric Cerantola, 4/1-4/5
Longest Winning Streak	3, 4/4-4/7
Longest Losing Streak	4, 3/27-3/31
Longest Home Run Streak	2, 2x, last: 4/7-4/8

INDIVIDUAL PITCHING

SPLIT	#, PLAYER, GAME
Most Innings Pitched	5.0, 2x, last: Ryan Ramsey, 4/5 vs. BUF
Most Runs Allowed	7, Aaron Sanchez, 3/29 @ LOU
Most Hits Allowed	7, Ryan Bergert, 3/27 @ LOU
Fewest Hits Allowed, Complete Game	-
Most Earned Runs Allowed	7, Aaron Sanchez, 3/29 @ LOU
Most Home Runs Allowed	2, 2x, last: Ethan Bosacker, 4/8 @ IOW
Most Walks Allowed	5, Ryan Bergert, 4/1 vs. BUF
Most Hit-By-Pitch	2, Aaron Sanchez, 3/29 @ LOU
Most Strikeouts, Reliever	5, 2x, last: Eric Cerantola, 4/10 @ IOW
Most Strikeouts	6, Ryan Ramsey, 4/11 @ IOW

TEAM PITCHING

SPLIT	#, GAME
Most Innings Pitched, Game	9.1, 3/28 @ LOU
Most Runs Allowed, Game	12, 4/8 @ IOW
Most Runs Allowed, Inning	6, 2x, last: 4/8 @ IOW
Fewest Runs Allowed, Game	0, 4/1 vs. BUF
Most Hits Allowed, Game	12, 3/28 @ LOU
Most Hits Allowed, Inning	5, 4/8 @ IOW
Fewest Hits Allowed, Game	3, 2x, last: 4/7 @ IOW
Most Earned Runs Allowed, Game	12, 4/8 @ IOW
Most Doubles Allowed, Game	4, 4/8 @ IOW
Most Triples Allowed, Game	1, 2x, last: 4/4 vs. BUF (G2)
Most Home Runs Allowed, Game	3, 4/8 @ IOW
Most Stolen Bases Allowed, Game	4, 2x, last: 4/11 @ IOW
Most Walks Allowed, Game	9, 3/29 @ LOU
Fewest Walks Allowed, Game	0, 4/4 vs. BUF (G2)
Most Hit-By-Pitch, Game	3, 3/29 @ LOU
Most Strikeouts, Game	15, 3/28 @ LOU

TEAM MISC

SPLIT	#, GAME
Longest Game, Innings	10, 3/28 @ LOU
Longest Game, Time (9 Innings)	2:59, 4/11 @ IOW
Longest Game, Time (Extra Innings)	3:25, 3/28 @ LOU
Shortest Game, Time (9+ Innings)	2:32, 3/27 @ LOU
Largest Home Crowd	3,002, 3/31 vs. BUF
Largest Road Crowd	4,274, 3/27 @ LOU
Largest Winning Margin	7, 4/7 @ IOW
Largest Losing Margin	-8, 2x, last: 4/8 @ IOW
Largest Comeback Win	2, 4/5 vs. BUF
Largest Lead Blown In Loss	2, 2x, last: 4/11 @ IOW
Most Games Under .500	4, 1x, last: 3/31 (0-4)
Most Games Over .500	1, 2x, last: 4/10 (7-6)

TEAM FIELDING

SPLIT	#, GAME
Most Errors, Game	2, 3/28 @ LOU
Most Double Plays Turned, Game	4, 4/5 vs. BUF

^ Indicates Storm Chasers Record Tied
* Indicates Storm Chasers Record Set

2026 STATCAST LEADERS (TOP 10)

LONGEST MEASURED HOMER DISTANCE			HIGHEST BATTED BALL EXIT VELOCITY			FASTEST PITCH VELOCITY		
PLAYER	DISTANCE (PITCHER, PITCH)	DATE	PLAYER	EXIT VELO (BATTED BALL TYPE)	DATE	PLAYER	PITCH VELO (PITCH RESULT/TYPE)	DATE
1. Kameron Misner	400 Collin Snider (Slurve)	4/7 @ IOW	1. Kameron Misner	111.0 Single	3/28 @ LOU	1. Helcris Olivarez	98.7 Double (Sink)	4/11 @ IOW
2. Josh Rojas	390 Davis Daniel (Sinker)	3/29 @ LOU	2. Elias Diaz	110.0 Double	3/31 vs. BUF	2. Helcris Olivarez	98.7 Called Ball (4-Seam FB)	3/29 @ LOU
3. Drew Waters	378 Jorge Alcalá (Changeup)	4/2 vs. BUF	3. Brandon Drury	109.3 Double	3/28 @ LOU	3. Helcris Olivarez	98.6 Foul Ball (Sink)	4/11 @ IOW
4. John Rave	375 Connor Noland (4-Seam)	4/7 @ IOW	4. Abraham Toro	109.2 Groundout (3-1)	4/10 @ IOW	4. Helcris Olivarez	98.5 Walk (Sink)	4/11 @ IOW
5. John Rave	346 Connor Noland (Sinker)	4/7 @ IOW	5. Luca Tresh	109.1 Double	4/5 vs. BUF	5. Helcris Olivarez	98.5 Called Ball (Sink)	3/29 @ LOU
6. Michael Massey	341 Devereaux Harrison (4-seam FB)	4/1 vs. BUF	6. Peyton Wilson	107.9 Flyout (F8)	4/1 vs. BUF	6. Helcris Olivarez	98.4 Foul Ball (4-Seam FB)	4/11 @ IOW
7. Kameron Misner	327 Charlie Barnes (Sinker)	4/8 @ IOW	7. Luca Tresh	107.6 Single	3/29 @ LOU	7. Helcris Olivarez	98.1 Called Ball (Sink)	4/11 @ IOW
8.			8. Luca Tresh	107.5 Single	4/1 vs. BUF	8. Helcris Olivarez	98.1 Called Ball (Sink)	4/8 @ IOW
9.			9. Brandon Drury	107.5 Single	3/27 @ LOU	9. Steven Cruz	98.1 Strikeout (4-Seam FB)	3/28 @ LOU
10.			10. John Rave	106.9 Single	3/27 @ LOU	10. Helcris Olivarez	98.0 Foul Ball (Sink)	4/8 @ IOW

HOME RUN BREAKDOWN

PLAYER	TOTAL	RUNNERS ON				SPLITS				SCORE		RECORD TEAM W-L	STATCAST MAX		LAST LAST HR
		0	1	2	3	LEFT	RIGHT	HOME	AWAY	TIED GAME	GO AHEAD		EV (MPH)	DISTANCE (FT)	
26 Kameron Misner	2	-	2	-	-	1	1	-	2	-	-	1-1	105.9	400	4/8 @ IOW
2 John Rave	2	-	2	-	-	-	2	-	2	-	1	1-1	104.4	375	4/7 @ IOW
8 Drew Waters	1	-	-	1	-	-	1	1	-	-	-	1-1	105.2	378	4/2 vs. BUF
Michael Massey	1	1	-	-	-	-	1	1	-	-	-	1-1	96.6	341	4/1 vs. BUF
4 Josh Rojas	1	-	1	-	-	-	1	-	1	-	-	0-1	97.6	390	3/29 @ LOU
TEAM TOTALS	7	1	5	1	-	1	6	2	5	-	-	-	105.9	400	-
<i>OPPONENT TOTALS</i>	<i>13</i>	<i>4</i>	<i>7</i>	<i>2</i>	<i>-</i>	<i>1</i>	<i>12</i>	<i>7</i>	<i>6</i>	<i>-</i>	<i>-</i>	<i>-</i>	<i>110.0</i>	<i>431</i>	<i>-</i>

INNING DISTRIBUTION

1 ST INNING	2 ND INNING	3 RD INNING	4 TH INNING	5 TH INNING	6 TH INNING	7 TH INNING	8 TH INNING	9 TH INNING	EXTRA INNINGS
		2	1	1	1	2			

NOTABLE STORM CHASERS HOME RUNS

LEADOFF HOMERS (0)		GRAND SLAMS (0)		2-HOMER GAMES (1)	
PLAYER (CAREER NO.)	DATE/OPPONENT	PLAYER (CAREER NO.)	DATE/OPPONENT (INN.)	PLAYER (CAREER NO.)	DATE/OPPONENT
				John Rave (6th)	4/7 @ Iowa

BACK-TO-BACK HOMERS (0)		BACK-TO-BACK-TO-BACK HOMERS (0)		3-HOMER GAMES (0)	
PLAYERS	DATE/OPPONENT	PLAYERS	DATE/OPPONENT	PLAYER (CAREER NO.)	DATE/OPPONENT (INN.)

PINCH-HIT HOMERS (0)		WALK-OFF HOMERS (0)		INSIDE-THE PARK HOMERS (0)	
PLAYER (CAREER NO.)	DATE/OPPONENT (INN.)	PLAYER	DATE/OPPONENT	PLAYER (CAREER NO.)	DATE/OPPONENT (INN.)

NOTABLE OPPOSING HOME RUNS

LEADOFF HOMERS (0)		GRAND SLAMS (0)		2-HOMER GAMES (0)	
PLAYER (CAREER NO.)	DATE/OPPONENT	PLAYER (CAREER NO.)	DATE/OPPONENT (INN.)	PLAYER (CAREER NO.)	DATE/OPPONENT

BACK-TO-BACK HOMERS (0)		BACK-TO-BACK-TO-BACK HOMERS (0)		3-HOMER GAMES (0)	
PLAYERS	DATE/OPPONENT	PLAYERS	DATE/OPPONENT	PLAYER (CAREER NO.)	DATE/OPPONENT (INN.)

PINCH-HIT HOMERS (0)		WALK-OFF HOMERS (0)		INSIDE-THE PARK HOMERS (0)	
PLAYER (CAREER NO.)	DATE/OPPONENT (INN.)	PLAYER	DATE/OPPONENT	PLAYER (CAREER NO.)	DATE/OPPONENT (INN.)

AFTER-INNING RECORDS			
	LEADING	TRAILING	TIED
AFTER 1 INNING	2 - 2	2 - 5	3 - 0
AFTER 2 INNINGS	4 - 1	2 - 6	1 - 0
AFTER 3 INNINGS	6 - 1	0 - 6	1 - 0
AFTER 4 INNINGS	7 - 1	0 - 6	0 - 0
AFTER 5 INNINGS	7 - 0	0 - 6	0 - 1
AFTER 6 INNINGS	6 - 0	0 - 6	1 - 1
AFTER 7 INNINGS	4 - 0	0 - 6	1 - 0
AFTER 8 INNINGS	4 - 0	0 - 6	1 - 0
TOTAL	LEADING	TRAILING	TIED
INNINGS...	52 (43.0%)	56 (47.9%)	11 (9.1%)

OMAHA BIG INNINGS		
DATE	INNING	RUNS

SCORE BY INNINGS														
REGULAR SEASON	1	2	3	4	5	6	7	8	9	10	11	12	13	TOTAL
STORM CHASERS	9	7	9	3	10	6	8	1	10	0				63
OPPONENTS	14	9	7	3	9	13	7	4	4	1				71
DIFFERENCE	-5	-2	2	0	1	-7	1	-3	6	-1				-8
VS. INDIANAPOLIS														
STORM CHASERS														
INDIANS														
VS. INDY DIFFERENCE	0	0	0	0	0	0	0	0	0	0	0	0	0	0

MULTI-RUN INNINGS										
	2 RUNS	3 RUNS	4 RUNS	5 RUNS	6 RUNS	7 RUNS	8 RUNS	9 RUNS	10+	TOTAL
STORM CHASERS	12	6	3	-	-	-	-	-	-	21
OPPONENTS	10	3	1	-	2	-	-	-	-	16

RECORD BY RUNS SCORED/ALLOWED														
RUNS	0	1	2	3	4	5	6	7	8	9	10	11	12	13+
SCORED	0-1	0-1		1-1	1-3	0-1	3-0		1-0	1-0				
ALLOWED	1-0	2-0	0-1	1-0	2-0		0-2	1-1	0-1		0-1		0-1	

RECORD BY MARGIN OF VICTORY/DEFEAT										
1 RUN	2 RUNS	3 RUNS	4 RUNS	5 RUNS	6 RUNS	7 RUNS	8 RUNS	9 RUNS	10+ RUNS	
1-2	3-1	1-0	0-1	1-0	0-1	1-0	0-2			

2026 STORM CHASERS EJECTIONS (0)					
GAME	INNING	WHO (POSITION) / # IN 2026	WHY	UMPIRE (POSITION)	

2026 WALK-OFF TRACKER (0 FOR, 1 AGAINST)									
GAME #	DATE	OPPONENT	FINAL SCORE (INN.)	PLAYER	WINNING RUN	PITCHER	HOW	OUTS	COUNT
2	March 28	@ Louisville	L, 6-5 (10)	Rece Hinds	Blake Dunn	Brandon Johnson	RBI single to LF	1	0-0

Bold Indicates Omaha Walk-Off Win

2026 EXTRA-INNING GAMES (1 WINS, 1 LOSS)							
GAME #	DATE	OPPONENT	FINAL SCORE (INN.)	WIN	LOSS	SAVE	EXTRA-INNING SCORING
2	March 28	@ Louisville	L, 6-5 (10)	Tejay Antone	Brandon Johnson	-	Louisville scores 1 in 10th
12	April 10 [G1]	@ Iowa	W, 6-4 (9)	Eric Cerantola	Ryan Jensen	Andrew Pérez	Omaha scores 2 in 9th

Bold Indicates Omaha Extra-Inning Win

2026 EXTRA-INNING AUTOMATIC RUNNER CONVERSION (1/3, 33%)						
GAME #	DATE	OPPONENT	INNING	PLACED RUNNER	RUNNER RESULT	GAME RESULT
2	March 28	@ Louisville	10th	Brandon Drury	Stranded on 2nd	L, 6-5 (10)
12	April 10 [G1]	@ Iowa	8th	Peyton Wilson	Stranded on 2nd	W, 6-4 (9)
12	April 10 [G1]	@ Iowa	9th	Abraham Toro	Scored on RBI single	W, 6-4 (9)

2026 WEATHER DELAYS			
GAME	FINAL SCORE	DELAY	REASON FOR DELAY

2026 DOUBLEHEADERS (1 SWEEP, 1 SPLIT, 0 SWEPT)				
GAME	GAME 1 SCORE	GAME 2 SCORE	COMBINED TIME	GAME BEING MADE UP
April 4 vs. Buffalo	L, 8-0 (7)	W, 6-4 (7)	4:28	April 3 Postponement (Inclement Weather)
April 10 @ Iowa	W, 6-4 (9)	W, 6-1 (7)	4:55	April 9 Postponement (Inclement Weather)

PLAYER	GS	STARTS BY POSITION										STARTS BY BATTING ORDER								
		C	1B	2B	3B	SS	LF	CF	RF	(OF)	DH	1ST	2ND	3RD	4TH	5TH	6TH	7TH	8TH	9TH
John Rave	13						5	5	2	(12)	1	12	1							
Kameron Misner	13						3	7	3	(13)				10	2	1				
Gavin Cross	12		1						4	6	(10)	1				3	6	3		
Josh Rojas	12			3	8							1		1	7	1			3	
Peyton Wilson	11			7	3							1	2	5		1			3	
Abraham Toro	11		8		1						2			3					6	
Brandon Drury	10		4		2						4				3				2	
Kevin Newman	10			1		9							1			1			1	
Luca Tresh	9	8									1			7			2			
Elias Díaz	7	6									1			2		1	3	1		
Drew Waters	6							2	3	(5)	1						2	4		
Connor Kaiser	5				5															
Nick Loftin	4		1	1			1			(1)	1		2	1	1					
Michael Massey	3			2			1			(1)			2	1						

DEFENSIVE ERRORS & OUTFIELD ASSISTS BY POSITION 6 E / 1 OF AST / 13 DP | .987 (2ND IN IL)

LEFT FIELD				CENTER FIELD				RIGHT FIELD			
	INN	E	A		INN	E	A		INN	E	A
John Rave	41.0	1	0	Kameron Misner	59.1	0	0	Gavin Cross	46.0	0	0
Gavin Cross	35.1	0	0	John Rave	42.0	0	0	Drew Waters	27.0	0	0
Kameron Misner	23.0	0	0	Drew Waters	15.0	0	0	Kameron Misner	25.0	0	0
Michael Massey	9.0	0	0					John Rave	18.1	0	0
Nick Loftin	8.0	0	1								














































































	INN	E	DP		INN	E	DP
Kevin Newman	75.0	0	3	Peyton Wilson	58.1	0	2
Connor Kaiser	41.1	0	5	Josh Rojas	26.0	0	4
				Michael Massey	16.0	0	2
				Nick Loftin	9.0	0	0
				Kevin Newman	7.0	0	1

THIRD BASE				CATCHER				FIRST BASE			
	INN	E	DP		INN	E	PB		INN	E	DP
Josh Rojas	65.1	1	2	Luca Tresh	67.0	1	0	Abraham Toro	67.0	0	8
Peyton Wilson	25.0	0	0	Elias Díaz	48.0	2	0	Brandon Drury	34.1	0	2
Brandon Drury	17.0	0	1	Elih Marrero	1.1	0	0	Gavin Cross	8.0	0	2
Abraham Toro	9.0	0	0					Nick Loftin	7.0	0	1



























OUTFIELD ASSIST LOG (1)										BY PLAYER		
#	OUTFIELDER	POS.	ARM (MPH)	GAME	INN.	BASEPITCHER	BATTER	RUNNER OUT	PLAY			
1.	Nick Loftin	LF	70.0	4/11 @ Iowa	▼ 8	2nd	Brandon Johnson	James Triantos	James Triantos	Triantos singles, out at 2nd (7-4)	Nick Loftin	LF 1

STORM CHASERS POSITION PRODUCTION													
	AVG	AB	H	TB	2B	3B	HR	RBI	BB	SO	OBP	SLG	OPS
C	.259	54	14	18	4	0	0	3	3	15	.310	.333	.643
1B	.216	51	11	16	3	1	0	3	3	17	.259	.314	.573
2B	.333	54	18	22	4	0	0	6	6	12	.400	.407	.807
3B	.234	47	11	18	4	0	1	9	6	18	.327	.383	.710
SS	.250	40	10	13	3	0	0	5	6	8	.347	.325	.672
LF	.275	51	14	25	2	0	3	13	10	14	.387	.490	.877
CF	.347	49	17	29	4	1	2	14	10	14	.450	.592	1.042
RF	.106	47	5	8	0	0	1	7	6	12	.218	.170	.388
DH	.255	51	13	16	3	0	0	2	3	18	.296	.314	.610
























STORM CHASERS BATTING ORDER PRODUCTION													
	AVG	AB	H	TB	2B	3B	HR	RBI	BB	SO	OBP	SLG	OPS
1ST	.373	51	19	31	4	1	2	9	12	13	.484	.608	1.092
2ND	.207	58	12	14	2	0	0	5	5	20	.266	.241	.507
3RD	.306	49	15	24	3	0	2	12	10	11	.417	.490	.907
4TH	.316	57	18	29	6	1	1	10	2	16	.339	.509	.848
5TH	.234	47	11	14	3	0	0	7	6	14	.327	.298	.625
6TH	.176	51	9	9	0	0	0	4	4	17	.236	.176	.412
7TH	.167	48	8	13	2	0	1	5	4	14	.259	.271	.530
8TH	.255	47	12	18	3	0	1	5	3	16	.300	.383	.683
9TH	.231	39	9	13	4	0	0	5	7	8	.347	.333	.680

GM #	MARCH	OPPONENT	SCORE	RECORD	ILSTANDINGS	WIN	LOSS	SAVE	TEMP.	1ST PITCH	TIME	ATT.	HOMEATT.	OMAHA			OPPONENT						
														R	H	E	L	O	R	H	E	L	O
1.	3/27	 @ Louisville	L, 2-1	0-1	11TH -1.0	T. Kuncl (1-0)	R. Bergert (0-1)	Z. Maxwell (1)	47°	7:20 PM	2:32	4,274		1	8	0	10	2	9	0	7		
2.	3/28	 @ Louisville	L, 6-5 (10)	0-2	14TH -2.0	T. Antone (1-0)	B. Johnson (0-1)	-	47°	1:08 PM	3:25	3,240		5	8	2	9	6	12	1	16		
3.	3/29	 @ Louisville	L, 10-4	0-3	16TH -3.0	D. McCaughan (1-0)	A. Sanchez (0-1)	-	66°	1:09 PM	2:38	3,135		4	8	0	7	10	10	0	12		
4.	3/31	 BUFFALO	L, 6-4	0-4	18TH -4.0	A. Macko (1-0)	R. Ramsey (0-1)	C. Lee (1)	60°	6:35 PM	2:40	3,002	3,002	4	11	0	9	6	10	1	7		
														OMAHA			OPPONENT						
GM #	APRIL	OPPONENT	SCORE	RECORD	ILSTANDINGS	WIN	LOSS	SAVE	TEMP.	1ST PITCH	TIME	ATT.	HOMEATT.	R	H	E	L	O	R	H	E	L	O
5.	4/1	 BUFFALO	W, 3-0	1-4	16TH -4.0	S. Panzini (1-0)	J. Fleming (0-1)	E. Cerantola (1)	46°	12:08 PM	2:33	1,470	4,472	3	8	1	4	0	3	1	8		
6.	4/2	 BUFFALO	W, 9-7	2-4	14TH -4.0	A. Pérez (1-0)	G. Rogers (0-2)	M. Black (1)	46°	6:37 PM	2:47	1,332	5,804	9	11	0	5	7	8	0	9		
7.	4/3	 BUFFALO	Postponed: Inclement Weather (Made up on April 4, Omaha wins 6-4)																				
7.	4/4 (G1)	 BUFFALO	L, 8-0 (7)	2-5	16TH -5.0	J. Hahn (1-0)	A. Sanchez (0-2)	-	44°	2:07 PM	2:20	5,804		0	3	0	4	8	10	0	9		
8.	4/4 (G2)	 BUFFALO	W, 6-4 (7)	3-5	14TH -4.5	M. Spence (1-0)	D. Harrison (1-1)	E. Cerantola (2)	47°	5:20 PM	2:08	1,390	7,194	6	5	1	7	4	7	0	3		
9.	4/5	 BUFFALO	W, 4-3	4-5	11TH -4.0	R. Ramsey (1-1)	C. Van Eyk (0-1)	E. Cerantola (3)	59°	2:05 PM	2:36	2,192	9,386	4	8	0	6	3	7	0	8		
10.	4/7	 @ Iowa	W, 8-1	5-5	10TH -4.0	B. Way (1-0)	C. Noland (0-1)	-	44°	6:39 PM	2:41	2,319		8	10	0	7	1	3	0	3		
11.	4/8	 @ Iowa	L, 12-4	5-6	11TH -4.0	C. Barnes (3-0)	E. Bosacker (0-1)	-	64°	12:10 PM	2:45	2,688		4	7	1	8	12	11	1	5		
12.	4/9	 @ Iowa	Postponed: Inclement Weather (Made up on April 10, Omaha wins 6-1)																				
12.	4/10 (G1)	 @ Iowa	W, 6-4 (9)	6-6	9TH -3.5	E. Cerantola (1-0)	R. Jensen (0-1)	A. Pérez (1)	53°	5:10 PM	2:47			6	7	0	9	4	7	0	6		
13.	4/10 (G2)	 @ Iowa	W, 6-1 (7)	7-6	6TH -3.0	B. Way (2-0)	T. Beede (0-1)	-	51°	8:37 PM	2:08	3,145		6	10	0	7	1	5	1	5		
14.	4/11	 @ Iowa	L, 7-3	7-7	9TH -4.0	L. Little (3-0)	R. Ramsey (1-2)	-	54°	3:09 PM	2:59	2,555		3	9	1	8	7	9	0	6		
14.	4/12	 @ Iowa	Cancelled: Rain																				
15.	4/14	 INDIANAPOLIS											12:05 PM CT										
16.	4/15	 INDIANAPOLIS											11:05 AM CT										
17.	4/16	 INDIANAPOLIS											6:35 PM CT										
18.	4/17	 INDIANAPOLIS											6:35 PM CT										
19.	4/18	 INDIANAPOLIS											2:05 PM CT										
20.	4/19	 INDIANAPOLIS											2:05 PM CT										
21.	4/21	 @ Toledo											5:35 PM CT										
22.	4/22	 @ Toledo											5:35 PM CT										
23.	4/23	 @ Toledo											5:35 PM CT										
24.	4/24	 @ Toledo											6:05 PM CT										
25.	4/25	 @ Toledo											4:05 PM CT										
26.	4/26	 @ Toledo											1:05 PM CT										
27.	4/28	 LOUISVILLE											12:05 PM CT										
28.	4/29	 LOUISVILLE											6:35 PM CT										
29.	4/30	 LOUISVILLE											6:35 PM CT										
														OMAHA			OPPONENT						
GM #	MAY	OPPONENT	SCORE	RECORD	ILSTANDINGS	WIN	LOSS	SAVE	TEMP.	1ST PITCH	TIME	ATT.	HOMEATT.	R	H	E	L	O	R	H	E	L	O
30.	5/1	 LOUISVILLE											6:35 PM CT										
31.	5/2	 LOUISVILLE											6:05 PM CT										
32.	5/3	 LOUISVILLE											2:05 PM CT										
33.	5/5	 @ Indianapolis											5:35 PM CT										
34.	5/6	 @ Indianapolis											12:35 PM CT										
35.	5/7	 @ Indianapolis											10:00 AM CT										
36.	5/8	 @ Indianapolis											5:35 PM CT										
37.	5/9	 @ Indianapolis											5:35 PM CT										
38.	5/10	 @ Indianapolis											12:35 PM CT										
39.	5/12	 TOLEDO											6:35 PM CT										
40.	5/13	 TOLEDO											12:05 PM CT										
41.	5/14	 TOLEDO											6:35 PM CT										
42.	5/15	 TOLEDO											7:05 PM CT										
43.	5/16	 TOLEDO											7:05 PM CT										
44.	5/17	 TOLEDO											2:05 PM CT										
45.	5/19	 @ St. Paul											11:07 AM CT										
46.	5/20	 @ St. Paul											6:37 PM CT										
47.	5/21	 @ St. Paul											6:37 PM CT										
48.	5/22	 @ St. Paul											6:37 PM CT										
49.	5/23	 @ St. Paul											6:37 PM CT										
50.	5/24	 @ St. Paul											5:07 PM CT										
51.	5/26	 MEMPHIS											6:35 PM CT										
52.	5/27	 MEMPHIS											6:35 PM CT										
53.	5/28	 MEMPHIS											6:35 PM CT										
54.	5/29	 MEMPHIS											6:35 PM CT										
55.	5/30	 MEMPHIS											6:05 PM CT										
56.	5/31	 MEMPHIS											5:05 PM CT										
														OMAHA			OPPONENT						
GM #	JUNE	OPPONENT	SCORE	RECORD	ILSTANDINGS	WIN	LOSS	SAVE	TEMP.	1ST PITCH	TIME	ATT.	HOMEATT.	R	H	E	L	O	R	H	E	L	O
57.	6/2	 @ Columbus											6:05 PM CT										
58.	6/3	 @ Columbus											6:05 PM CT										
59.	6/4	 @ Columbus											11:05 AM CT										
60.	6/5	 @ Columbus											6:05 PM CT										
61.	6/6	 @ Columbus											6:05 PM CT										
62.	6/7	 @ Columbus											12:05 PM CT										
63.	6/9	 LAS VEGAS											7:05 PM CT										
64.	6/10	 LAS VEGAS											12:05 PM CT										
65.	6/11	 LAS VEGAS											7:05 PM CT										
66.	6/12	 LAS VEGAS											7:05 PM CT										
67.	6/13	 LAS VEGAS											6:05 PM CT										
68.	6/14	 LAS VEGAS											12:05 PM CT										
69.	6/16	 @ St. Paul											7:07 PM CT										
70.	6/17	 @ St. Paul											1:07 PM CT										
71.	6/18	 @ St. Paul											7:07 PM CT										
72.	6/19	 @ St. Paul											7:07 PM CT										
73.	6/20	 @ St. Paul											6:37 PM CT										
74.	6/21	 @ St. Paul											2:07 PM CT										

HITTING

SERIES	OPPONENT	DATES	AVG	G	AB	R	H	TB	2B	3B	HR	RBI	BB	IBB	SO	SB	CS	OBP	SLG	OPS	PA	SAC	SF	HBP	GIDP
Series 1 (L)	 @ Louisville	3/27 - 3/29	.222	3	108	10	24	32	5	0	1	10	11	0	46	4	0	.294	.296	.590	119	0	0	0	1
Series 2 (W)	 BUFFALO	3/31 - 4/5	.263	6	175	26	46	67	13	1	2	25	20	0	45	5	2	.337	.383	.720	199	0	3	1	2
Series 3 (W)	 @ Iowa	4/7 - 4/12	.262	5	164	27	43	66	9	1	4	27	22	0	38	9	0	.354	.402	.756	193	1	3	3	3
Series 4	 INDIANAPOLIS	4/14 - 4/19																							
Series 5	 @ Toledo	4/21 - 4/26																							
Series 6	 LOUISVILLE	4/28 - 5/3																							
Series 7	 @ Indianapolis	5/5 - 5/10																							
Series 8	 TOLEDO	5/12 - 5/17																							
Series 9	 @ St. Paul	5/19 - 5/24																							
Series 10	 MEMPHIS	5/26 - 5/31																							
Series 11	 @ Columbus	6/2 - 6/7																							
Series 12	 LAS VEGAS	6/9 - 6/14																							
Series 13	 @ St. Paul	6/16 - 6/21																							
Series 14	 COLUMBUS	6/23 - 6/28																							
Series 15	 INDIANAPOLIS	6/30 - 7/5																							
Series 16	 @ Louisville	7/7 - 7/12																							
Series 17	 LEHIGH VALLEY	7/17 - 7/19																							
Series 18	 @ Salt Lake	7/21 - 7/26																							
Series 19	 ST. PAUL	7/28 - 8/2																							
Series 20	 @ Toledo	8/4 - 8/9																							
Series 21	 @ Columbus	8/11 - 8/16																							
Series 22	 ROCHESTER	8/18 - 8/23																							
Series 23	 @ Iowa	8/25 - 8/30																							
Series 24	 ST. PAUL	9/1 - 9/6																							
Series 25	 @ Indianapolis	9/8 - 9/13																							
Series 26	 IOWA	9/15 - 9/20																							

PITCHING

SERIES	OPPONENT	DATES	W	L	ERA	G	GS	CG	SHO	GF	HLD	SV	SVO	IP	H	R	ER	HR	HB	BB	IBB	SO	AVG	WP	BK	GIDP
Series 1 (L)	 @ Louisville	3/27 - 3/29	0	3	6.04	3	3	0	0	3	0	0	1	25.1	31	18	17	2	4	17	1	31	.301	6	0	1
Series 2 (W)	 BUFFALO	3/31 - 4/5	4	2	4.86	6	6	0	1	6	4	4	4	50.0	45	28	27	6	2	33	0	39	.242	2	1	8
Series 3 (W)	 @ Iowa	4/7 - 4/12	3	2	5.49	5	5	0	0	5	0	1	1	41.0	35	25	25	5	3	19	0	45	.236	5	0	4
Series 4	 INDIANAPOLIS	4/14 - 4/19																								
Series 5	 @ Toledo	4/21 - 4/26																								
Series 6	 LOUISVILLE	4/28 - 5/3																								
Series 7	 @ Indianapolis	5/5 - 5/10																								
Series 8	 TOLEDO	5/12 - 5/17																								
Series 9	 @ St. Paul	5/19 - 5/24																								
Series 10	 MEMPHIS	5/26 - 5/31																								
Series 11	 @ Columbus	6/2 - 6/7																								
Series 12	 LAS VEGAS	6/9 - 6/14																								
Series 13	 @ St. Paul	6/16 - 6/21																								
Series 14	 COLUMBUS	6/23 - 6/28																								
Series 15	 INDIANAPOLIS	6/30 - 7/5																								
Series 16	 @ Louisville	7/7 - 7/12																								
Series 17	 LEHIGH VALLEY	7/17 - 7/19																								
Series 18	 @ Salt Lake	7/21 - 7/26																								
Series 19	 ST. PAUL	7/28 - 8/2																								
Series 20	 @ Toledo	8/4 - 8/9																								
Series 21	 @ Columbus	8/11 - 8/16																								
Series 22	 ROCHESTER	8/18 - 8/23																								
Series 23	 @ Iowa	8/25 - 8/30																								
Series 24	ST. PAUL	9/1 - 9/6																								
Series 25	@ Indianapolis	9/8 - 9/13																								
Series 26	IOWA	9/15 - 9/20																								

SERIES WINS: 2 (1 at Home, 1 on Road)

SERIES LOSSES: 1 (0 at Home, 1 on Road)

SERIES SPLITS: 0 (0 at Home, 0 on Road)

#	PITCHERS (20)	ACTIVE DATES	CURRENT TEAM (IF NOT OMAHA)
58	Luinder Avila	3/27-4/2 , 4/9-	
36	Ryan Bergert	3/27-4/9	Omaha Storm Chasers 7-day Injured List
37	Mason Black	3/27-	
55	Ethan Bosacker	4/2-	
63	Eric Cerantola	3/27-	
64	Steven Cruz	3/27-3/31 , 4/9-	
33	Jose Cuas	3/27-	
61	Brandon Johnson	3/27-	
56	Stephen Kolek	4/14-	
22	Ben Kudrna	3/27-4/5	Omaha Storm Chasers 7-day Injured List
40	Chazz Martinez	4/7-	
34	Eli Morgan	3/27-4/3 , 4/5-4/8	KANSAS CITY ROYALS
47	Helcris Olivárez	3/27-	
32	Shane Panzini	3/27-	
57	Andrew Pérez	4/2-	
53	Ryan Ramsey	3/27-	
41	Aaron Sanchez	3/27-	
52	Ben Sears	4/10-	
45	Mitch Spence	3/27-4/8	KANSAS CITY ROYALS
43	Beck Way	3/27-	
#	CATCHERS (3)	ACTIVE DATES	CURRENT TEAM (IF NOT OMAHA)
48	Elias Díaz	3/27-	
17	Elih Marrero	3/27-4/1 , 4/4-4/7 , 4/14-	
11	Luca Tresh	3/27-	
#	INFIELDBERS (8)	ACTIVE DATES	CURRENT TEAM (IF NOT OMAHA)
24	Brandon Drury	3/27-	
16	Connor Kaiser	3/27-	
12	Nick Loftin	4/7-	
18	Michael Massey	3/31-4/5	KANSAS CITY ROYALS
28	Kevin Newman	3/27-	
4	Josh Rojas	3/27-	
21	Abraham Toro	3/27-	
1	Peyton Wilson	3/27-4/11	Omaha Storm Chasers 7-day Injured List
#	OUTFIELDERS (4)	ACTIVE DATES	CURRENT TEAM (IF NOT OMAHA)
9	Gavin Cross	3/27-	
26	Kameron Misner	3/27-	
2	John Rave	3/27-	
8	Drew Waters	3/31-	

Active Players = Bold

MLB Rehab Appearances = Red Dates

TRIPLE-A OMAHA FRANCHISE RETIRED NUMBERS

- 5** **GEORGE BRETT** – Omaha Royals Infielder (1973-1974) *Number Retired Across Royals Organization*
- 10** **DICK HOWSER** – Kansas City Royals Manager (1981-1987) *Number Retired Across Royals Organization*
- 20** **FRANK WHITE** – Omaha Royals Infielder (1973) *Number Retired Across Royals Organization*
- 23** **MIKE JIRSCHLE** – Omaha Manager (1995-1997, 2003-2013, 2023-2025)
- 27** **BRIAN POLDBERG** – Omaha Manager (2014-2021)
- 31** **JACK McKEON** – Inaugural Omaha Manager (1969-1973)
- 42** **JACKIE ROBINSON** – First Black player in MLB history *Number Retired Across Baseball*

