



# GAME NOTES

## NORTHWEST ARKANSAS NATURALS

3000 GENE GEORGE BLVD • SPRINGDALE, AR 72762 • PH: 479.927.4900 • FAX: 479.756.8088

WWW.NWANATURALS.COM f /NATURALS @NWANATURALS



### NORTHWEST ARKANSAS NATURALS (18-20) @ MIDLAND ROCKHOUNDS (19-20)

LHP Angel Zerpa (1-3, 4.74 ERA) @ LHP David Leal (0-0, 2.38 ERA)

Tuesday, May 24th, 2022 • 11:00 AM • Momentum Bank Ballpark • Midland, Texas

Game 39 of 137 • Road Game 22 of 69 • Road Record: 11-10 • Day Game Record: 4-3 • South Division Record: 7-5

Streak: W2 • Last 5: 2-3 • Last 10: 3-7 • Home Record: 7-10 • Night Game Record: 14-17 • North Division Record: 11-15

Listen: [www.milb.com/northwest-arkansas/fans/audio-listen-live](http://www.milb.com/northwest-arkansas/fans/audio-listen-live) • Watch: MiLB.tv



### UPCOMING GAMES & PITCHING PROBABLES

Wednesday, May 25, 2022	@ Midland	6:30 p.m. CT	RHP Alec Marsh (0-2, 5.79 ERA) @ RHP Ryan Cusick (1-4, 7.61 ERA)
Thursday, May 26, 2022	@ Midland	7:00 p.m. CT	LHP Drew Parrish (4-2, 1.85 ERA) @ RHP Jack Cushing (4-1, 3.20 ERA)
Friday, May 27, 2022	@ Midland	7:00 p.m. CT	RHP Will Klein (0-0, 21.00 ERA) @ RHP Ty Damron (1-2, 5.87 ERA)

### BY THE NUMBERS

(UNDERLINE INDICATES MLB LEADER) (BOLD INDICATES DOUBLE-A LEADER) (ITALICS INDICATES DOUBLE-A WORST)

<u>.267</u> (4th)	AVG	>	<u>.277</u> (2nd)	5.30 (5th)	ERA	5.97 (8th)
235 (12nd)	R	>	235 (12nd)	1.51 (16th)	WHIP	1.65 (9th)
351 (13rd)	H	>	371 (2nd)	.255 (6th)	AVG	.292 (9th)
42 (16th)	HR	>	47 (5th)	334.2 (8th)	IP	339.1 (6th)
156 (8th)	BB	>	162 (7th)	327 (6th)	H	395 (9th)
341 (14th)	K	>	346 (7th)	213 (5th)	R	264 (9th)
57 (3rd)	SB	>	27 (9th)	44 (5th)	HR	51 (9th)
348 (8th)	OBP	>	363 (3rd)	180 (6th)	BB	165 (4th)
426 (5th)	SLG	>	446 (4th)	336 (17th)	K	318 (9th)
.774 (7th)	OPS	>	.809 (4th)	2 (12nd)	SHO	2 (12nd)

### SERIES HISTORY

NWA ALL-TIME vs. RockHounds	59-87 (.404)
NWA ALL-TIME in Springdale	38-36 (.514)
NWA ALL-TIME in Midland	21-51 (.292)

2022 vs. RockHounds	
2022 in Springdale	
2022 in Midland	

DATE	H/R	SCORE	WIN	LOSS	SAVE
5/24/22	R				
5/25/22	R				
5/26/22	R				
5/27/22	R				
5/28/22	R				
5/29/22	R				

### NATURALS PR DEPARTMENT • NATURALSPR@GMAIL.COM

Dustin Dethlefs – Director, Marketing & PR – [dustin@nwanaturals.com](mailto:dustin@nwanaturals.com)  
 Nicholas Badders – Broadcaster/Media Relations/Baseball Ops – [nicholas@nwanaturals.com](mailto:nicholas@nwanaturals.com)  
 Adam Annaratone – Creative Services Coordinator – [adam@nwanaturals.com](mailto:adam@nwanaturals.com)  
 Kelsey Chanler – Marketing and Creative Services Assistant – [kelsey@nwanaturals.com](mailto:kelsey@nwanaturals.com)



EST. 1888

### SUNDAY'S GAME

	1	2	3	4	5	6	7	8	9	R	H	E	LO
NW Arkansas	0	1	4	1	4	0	0	0	0	10	11	1	6
Arkansas	0	0	1	0	1	0	0	3	0	5	8	2	8

Win: Zack Phillips (1-0) Loss: Emerson Hancock (0-1) Save: None

**NORTH LITTLE ROCK, AR** – The Northwest Arkansas Naturals put up double-digit runs for the second game in a row, beating the Arkansas Travelers 10-5 Sunday afternoon at Dickey-Stephens Park.

- For the second straight day, the entire lineup offered contributions, with seven players recording hits and four multi-hit games, but it was the bottom of the order that made the difference in the game, as the bottom three hitters in the order of **Gavin Stupienski**, **Ryan Grotjohn** and **Tucker Bradley** combined to go 5-for-13 with five runs batted in and three runs scored.
- Stupienski opened the scoring in the game, doubling home **Robbie Glendinning** in the second inning, the first of four straight innings where the Naturals scored.
- In the third, **Michael Massey** doubled home **Maikel Garcia**, then **John Rave** connected on a three-run home run, scoring Massey and **Nick Loftin**, pushing the Northwest Arkansas lead to 5-0.
- After the Travelers scored a run in the bottom of the third, Loftin singled home Garcia in the fifth to regain a five-run lead. Grotjohn singled across **Nate Eaton** in the fifth, then Bradley homered to put the Naturals up 10-1.
- Starting pitcher **Anthony Veneziano** was first relieved by left-hander **Zack Phillips**, who threw 2.2 scoreless and hitless innings, both striking out three hitters. After the Travelers tagged **Stephen Woods Jr.** for three runs, **Zach Willemann** came in and secured the final five outs, extending his streak of consecutive batters retired to 12.

### NATURALS HITTING LEADERS

GAMES	Maikel Garcia (37)
AT-BATS	Maikel Garcia (147)
RUNS	Maikel Garcia (31)
HITS	Maikel Garcia (46)
TOTAL BASES	Michael Massey (76)
DOUBLES	Garcia & Massey (11)
TRIPLES	Tucker Bradley (2)
HOME RUNS	Michael Massey (7)
RUNS BATTED IN	Michael Massey (35)
WALKS	Maikel Garcia (28)
STRIKEOUTS	Seuly Matias (48)
STOLEN BASES	Maikel Garcia (14)
BATTING AVERAGE	Logan Porter (.318)
ON-BASE %	Logan Porter (.434)
SLUGGING %	Michael Massey (.517)
OPS	Logan Porter (.911)

### NATURALS PITCHING LEADERS

WINS	Drew Parrish (4)
LOSSES	Anthony Veneziano (4)
ERA	* Drew Parrish (1.85)
GAMES	Zach Willemann (14)
STARTS	T^ Drew Parrish (8)
COMPLETE GAMES	
GAMES FINISHED	Zach Willemann (11)
SAVES	Andres Sotillet (2)
INNINGS	* Drew Parrish (43.2)
HITS	Anthony Veneziano (36)
RUNS	Anthony Veneziano (25)
EARNED RUNS	Anthony Veneziano (25)
HOME RUNS	Anthony Veneziano (6)
HIT BATTERS	Drew Parrish (5)
WALKS	Anthony Veneziano (21)
STRIKEOUTS	* Alec Marsh (48)

\* INDICATES LEAGUE LEADER // ^ INDICATES DOUBLE-A LEADER

### THIS DAY IN NATURALS HISTORY

**The Naturals are 2-8 all-time when playing on May 24**

On May 24, 2010, the Northwest Arkansas Naturals beat the Arkansas Travelers, 7-3 at Arvest Ballpark, behind one of the most efficient starts in franchise history. Left-hander **Edgar Osuna** held the Travelers to three runs (one earned) across 8.0 innings, striking out five on just 86 pitches. He became just the sixth Naturals pitcher since 2008 to pitch through 8.0 innings, averaging 10.75 pitches per inning the fourth-most efficient in club history, though at the time it was the most efficient ever, averaging just 2.77 pitches per batter faced. Seven different players had hits in the starting lineup, including leadoff hitter **Derrick Robinson**, who went 2-for-3 with two runs batted in.

### HOME/AWAY

Home Games	7-10
Away Games	11-10

### TIME OF DAY

Night Games	14-17
Day Games	4-3

### MONTH

April	9-11
May	9-9
June	
July	
August	
September	

### OPPONENT

vs. Amarillo	3-3
vs. Arkansas	2-4
vs. Corpus Christi	
vs. Frisco	4-2
vs. Midland	
vs. San Antonio	
vs. Springfield	5-4
vs. Tulsa	
vs. Wichita	4-7

### DAY OF THE WEEK

on Monday	
on Tuesday	2-4
on Wednesday	4-2
on Thursday	1-5
on Friday	4-3
on Saturday	3-4
on Sunday	4-2

### THIS ROAD TRIP

Record	2-4
Team Batting Average	(.232)
Home Runs	3
Runs/Runs Per Game	32/5.3
Team ERA	4.17
Strikeouts	55
Saves/Opportunities	0/1

## THIS WEEK IN NATURALS BASEBALL

MONDAY	TUESDAY	WEDNESDAY	THURSDAY	FRIDAY	SATURDAY	SUNDAY
5/23 OFF	5/24 @ Midland 11:00 AM	5/25 @ Midland 6:30 PM	5/26 @ Midland 7:00 PM	5/27 @ Midland 7:00 PM	5/28 @ Midland 7:00 PM	5/29 @ Midland 2:00 PM



## FOLLOW THE LEADER

Manager Chris Widger enters his first season at the helm of the Naturals, after previous stops in *Advanced Rookie* Burlington (2019) and *High-A* Quad Cities (2021) managing Royals affiliates.

- 18 of the Naturals' 28 active players played for Widger with the Quad Cities River Bandits last season.
- 10 of the Naturals' 28 active players played under Widger with the Burlington Royals, then in Quad Cities and now in Northwest Arkansas: **Dante Biasi, Jonah Dipoto, Maikel Garcia, Michael Massey, Jake Means, Drew Parrish, Zack Phillips, Logan Porter, John Rave** and **Ángel Zerpa**.

## Yo, You WANNA SEE SOME REAL SPEED?

Through 38 games, the Naturals have stolen 57 bases in 68 attempts (average 1.50 steals/game) and pulled off a double steal 9 times.

- 57 steals ranks third in the Texas League, fifth in Double-A and tied 23rd in the Minors.
- Maikel Garcia's** 14 steals (in 16 attempts) ranks tied third in the Texas League and tied for sixth in all of Double-A, while Nate Eaton's 12 steals (in 13 attempts) for tied sixth in the Texas League.

## WHAT YOU KNOW ABOUT PITCHING DEEP?

In the month of May, Naturals starting pitchers have thrown 77.2 innings of the staff's 155.2 total (49.9%), up from 44.3% of the April innings.

- As a staff, the Naturals 4.51 ERA in the month of May ranks 4th in the Texas League, with seven of 18 starts lasting 5.0 innings or longer and 14 of 4.0 innings or more.
- Across 18 May games, Naturals starting pitchers have a 3.94 ERA (34 ER in 77.2 IP) with 91 strikeouts (10.55 K/9) and a .206 opponents' average.
- Two-time Texas League Pitcher of the Week **Drew Parrish** has thrown 5.0 innings or more in each of his last SEVEN outings, including a trio of scoreless starts, 6.0 innings on 4/26 vs. AMA, then 7.0 innings on 5/7 @ SPR and 5/13 vs. WCH.

## EXTREME ENDS OF THE SPECTRUM

When looking at the Naturals' numbers one game to the next, it appears rather black and white with what leads to a win or loss.

- When scoring six runs or more, the Naturals are 16-3, while when scoring five runs or less, just 2-17.
- The Naturals are 13-4 when recording 10 hits or more, but when they get nine hits or less, are just 5-16.
- The Naturals are 18-5 when out-hitting their opponent or hits are tied, but 0-15 when out-hit by their opponent.
- When the Naturals score first, they are 14-6, whereas 4-14 when the opponent scores first.

## ONE RUN GOES A LONG WAY

The Naturals are 2-9 in one-run games this season, meaning nine of their 20 losses this season have been decided by just one run.

- Four of the Naturals' last live losses have been by just a run, as well as six of 11 losses in the month of May.
- The Naturals have had the winning run at the plate in five losses this season (all one-run losses) and had the tying run at the plate or on base in 10 losses this season (including eight of their lone-run losses).

## Oops!... DREW DID IT AGAIN

Last Monday, starting pitcher **Drew Parrish** was named the Texas League Pitcher of the Week, for the second consecutive week.

- In his two award-winning starts, Parrish threw 7.0 scoreless innings each time, striking out four at Springfield on May 7 and tying a career-high with nine strikeouts on May 13 against Wichita.
- Among qualified Texas League pitchers, he has the lowest ERA (1.85) and WHIP (0.78), while ranking second in opponents' batting average (.156). Parrish also lead the league in innings pitched (43.2) and tied for fourth in strikeouts (41).

## GAR-SEE YA ON BASE

Shortstop **Maikel Garcia** has reached base in 34 of the 37 games he has appeared in this season, reaching base twice on 25 occasions.

- His 14-game hitting streak between April 27 and May 12 is the longest on the Naturals this year and tied for the 15th-longest in club history ... it is also tied for the second-longest in the Texas League this season ... in those 14 games, he hit .397 (23-for-58) with six doubles and a .970 OPS.
- In 174 plate appearances, the Venezuelan has reached base 74 times (46 hits + 28 walks), for a .428 on-base percentage
- Garcia ranks among the Texas League leaders, ranking tied third in steals (14), tied fourth in walks (28), tied fifth in hits (46), tied seventh in runs scored (31) and 10th in on-base percentage (.428) ... he ranks among the Double-A leaders in steals (tied sixth), walks (tied seventh) and hits (tied 10th).
- Garcia drew at least one walk in each of the first five games he played, while walking twice or more on four occasions. He collected his first three-walk game on 4/13 in the Naturals' 8-5 win over Wichita.

## PUSHIN (P)ORTER

Catcher **Logan Porter** has quietly flown under the radar as one of the top hitters in the Royals system so far in 2022.

- Among qualified Royals minor league hitters, Porter has the highest batting average (.318) and on-base percentage (.434), while ranking second in OPS (.911) and sixth in slugging percentage (.477).
- Porter has hits in 17 of 25 games he's played in this season with nine multi-hit games, and has reached base in 23 of 25 games
- In the month of May, Porter is hitting .353 (18-for-51) with a team-best four home runs and 1.029 OPS, along with nine runs batted in .

## It's GONNA BE MASSEY

Since the calendar flipped to May, second baseman **Michael Massey** has been one of the top hitters in the Texas League, batting at a .318 (21-for-66) average with a .900 OPS across 17 games, while driving in a team-best 19 runs.

- After two slow weeks to start the season, Massey has turned things around, raising his batting average nearly 100 points, from .213 after April 21 to the .299 it sits at now.
- His hot streak began April 22, homering in three consecutive games, April 22 to 24 in Frisco and went from having no homers through the first 11 games of the season, to having seven in his last 24, leading the team in homers.
- Massey has reached base in 29 of 36 games he's played this year, with already 12 multi-hit games, including six in May.
- Massey ranks among the Texas League leaders, ranking tied second in runs batted in (35) and tied eighth in hits (44).
- The second baseman is scattered all across the Royals' organizational leaders, ranking second in hits, total bases (76), runs batted in and slugging percentage (.517), tied second in extra-base hits (18), tied for third in home runs (7) and doubles (11), fourth in batting average (.299) and fifth in OPS (.866).

## NUMERICAL QUICK ROSTER

#	PLAYER	POS	B/T
1	Rave, John	OF	L/L
2	Cropley, Tyler (7-IL)	C	R/R
4	Grotjohn, Ryan	INF/OF	L/R
7	Bewley, Brhet	INF/OF	R/R
8	Garcia, Maikel	INF	R/R
9	Means, Jake	INF	R/R
11	Porter, Logan	C	R/R
12	Bradley, Tucker	OF	L/L
13	Loftin, Nick	INF/OF	R/R
14	Capps, Holden	LHP	R/L
15	Marsh, Alec	RHP	R/R
16	Glendinning, Robbie	INF	R/R
17	Phillips, Zack	LHP	L/L
19	Eaton, Nathan	INF/OF	R/R
21	Lacy, Asa (7-IL)	LHP	L/L
22	Woods Jr., Stephen	RHP	R/R
25	Matias, Seuly	OF	R/R
26	Massey, Michael	INF	L/R
27	Pennington, Walter	LHP	L/L
28	Parrish, Drew	LHP	L/L
29	Willemann, Zach	RHP	R/R
32	Veneziano, Anthony	LHP	L/L
33	Klein, Will	RHP	R/R
34	Cosby, Christian (7-IL)	RHP	R/R
35	Webb, Nathan (7-IL)	RHP	R/R
38	Biasi, Dante	LHP	L/L
39	Sotillet, Andres	RHP	R/R
41	Haake, Zach (7-IL)	RHP	R/R
44	Stupiensi, Gavin	INF/C	L/R
45	Del Rosario, Yefri	RHP	R/R
53	Zerpa, Ángel	LHP	L/L
55	Dipoto, Jonah	RHP	R/R

## ALPHABETICAL QUICK ROSTER

#	PLAYER	POS	B/T
7	Bewley, Brhet	INF/OF	R/R
38	Biasi, Dante	LHP	L/L
12	Bradley, Tucker	OF	L/L
14	Capps, Holden	LHP	R/L
34	Cosby, Christian (7-IL)	RHP	R/R
2	Cropley, Tyler (7-IL)	C	R/R
45	Del Rosario, Yefri	RHP	R/R
55	Dipoto, Jonah	RHP	R/R
19	Eaton, Nathan	INF/OF	R/R
8	Garcia, Maikel	INF	R/R
16	Glendinning, Robbie	INF	R/R
4	Grotjohn, Ryan	INF/OF	L/R
41	Haake, Zach (7-IL)	RHP	R/R
33	Klein, Will	RHP	R/R
21	Lacy, Asa (7-IL)	LHP	L/L
13	Loftin, Nick	INF/OF	R/R
15	Marsh, Alec	RHP	R/R
26	Massey, Michael	INF	L/R
25	Matias, Seuly	OF	R/R
9	Means, Jake	INF	R/R
28	Parrish, Drew	LHP	L/L
27	Pennington, Walter	LHP	L/L
17	Phillips, Zack	LHP	L/L
11	Porter, Logan	C	R/R
1	Rave, John	OF	L/L
39	Sotillet, Andres	RHP	R/R
44	Stupiensi, Gavin	INF/C	L/R
32	Veneziano, Anthony	LHP	L/L
35	Webb, Nathan (7-IL)	RHP	R/R
29	Willemann, Zach	RHP	R/R
22	Woods Jr., Stephen	RHP	R/R
53	Zerpa, Ángel	LHP	L/L

## BATTING

LEFTIES .....	5
RIGHTIES .....	9
SWITCH .....	0

## PITCHING

LEFTIES .....	10
RIGHTIES .....	8

## PRO-NUN-SEE-AY-SHUNS

2 TYLER CROPLEY (crop-lee)  
25 SEULY MATIAS (soo-lee mah-TÉE-as)  
38 DANTE BIASI (bee-AH-zee)  
53 ÁNGEL ZERPA (AHN-hel SAIR-pah)

4 RYAN GROTJOHN (GROET-john)  
21 ASA LACY (AY-suh)  
39 ÁNDRES SOTILLET (ahn-DRACE-soh-tee-YAY)  
55 JONAH DIPOTO (dih-POH-to)

7 BRHET BEWLEY (Brett Bew-lee)  
29 ZACH WILLEMAN (will-eh-men)  
41 ZACH HAAKE (hockey)  
BENCH COACH 23: MIKE JIRSCHLE (jursh-LEE)

8 MAIKEL GARCIA (my-KELL gar-SEE-uh)  
32 ANTHONY VENEZIANO (va-nee-zee-ee-ah-no)  
45 YEFRI DEL ROSARIO (Jeffry)



## NATURALS HARDWARE SHELF

## Players of the Month

TBD

## Pitchers of the Month

TBD

## Players of the Week (1)

April 25 to May 1: INF Michael Massey ... hit .417 (10-for-28) across six games with a league-best 19 total bases and nine runs batted in, while tied for the Texas League lead with 10 hits. His 1.221 OPS ranked third among players with at least 20 at-bats, while his .417 average tied for second among that same group.

## Pitchers of the Week (2)

May 2 to May 8: LHP Drew Parrish ... threw 7.0 scoreless innings on May 7 @ Springfield ... held the Cardinals to just two hits and one walk while striking out four. He retired the first eight he faced and the final five, with five 1-2-3 frames.

May 9 to May 15: LHP Drew Parrish ... threw 7.0 scoreless innings on May 13 vs. Wichita ... held the Wind Surge to just three hits and no walks while striking out nine. Between the second and sixth innings, he retired 13 straight batters, retiring the side 1-2-3 in the first inning, as well as the third through sixth.

## TOOLS TEAM

Five Naturals players were listed in *Baseball America's* 2022 Best Tools Survey of the Kansas City Royals' organization.

- CF Nick Loftin is rated as having the "*Best Strike-Zone Discipline*" in the system.
- C Sebastian Rivero is rated as being the "*Best Defensive Catcher*" in the system.
- SS Maikel Garcia is rated as having the "*Best Infield Arm*" in the system.
- RF Seuly Matias is rated as having the "*Best Outfield Arm*" in the system.
- LHP Asa Lacy is rated as having the "*Best Slider*" in the system.
- LHP Ángel Zerpa is rated as having the "*Best Control*" in the system.

## QUICK FACTS

Founded	2008
Colors	Navy Blue, Burgundy, Gold and White
League	Texas League (Since 2008)
Ownership	Rich Entertainment Group
General Manager	Justin Cole (9th Season)
Home Ballpark (Capacity)	Arvest Ballpark (7,350, 6,500 seats)
Dimensions	LF- 327 LCF- 377 CF- 400 RCF- 378 RF- 325
Wall Heights	LF-LCF: 9 feet CF: 11 feet RCF-RF: 9 feet










## ROSTER BREAKDOWN

Age 20	0	Native of Australia	1
Age 21	0	Native of Dominican Republic	2
Age 22	6	Native of United States	26
Age 23	2	Native of Venezuela	3
Age 24	9	Acquired via Free Agency	12
Age 25	6	(International) ..... 4 (Minor League) ... 5 (Undrafted) ..... 3	
Age 26	6	Acquired via Trade	2
Age 27	2	Acquired via First Year Player Draft	19
Age 28	1	(High School) ..... 1 (Rounds 1-5) ..... 6	
Age 29	0	(2nd Year/College) ..... 0 (Rounds 6-10) ..... 5	
Average Age	24 Years 171 Days	(3rd Year/College) ..... 13 (Rounds 11-20) ..... 1	
Median Age	24	(4th+ Year/College) ..... 4 (Rounds 21-40) ..... 6	

## ROYALS TOP-30 PROSPECTS (RANKING ACCORDING TO MLB PIPELINE)

#	PLAYERS (POSITION)	OVERALL RANKING	BASEBALL AMERICA RANKING
3	Asa Lacy (LHP) (IL)	68 <sup>th</sup> Overall / 5 <sup>th</sup> LHP	Royals 5 <sup>th</sup> / 9 <sup>th</sup> LHP
5	Nick Loftin (OF)		Royals 12 <sup>th</sup>
11	Alec Marsh (RHP)		Royals 14 <sup>th</sup>
12	Ángel Zerpa (LHP)		Royals 24 <sup>th</sup>
16	Anthony Veneziano (LHP)		Royals 30 <sup>th</sup>
18	Will Klein (RHP)		Royals 22 <sup>nd</sup>
20	Maikel Garcia (SS)		Royals 15 <sup>th</sup>
21	Michael Massey (2B)		Royals 13 <sup>th</sup>
27	Drew Parrish (LHP)		Royals 18 <sup>th</sup>
28	Nathan Webb (RHP) (IL)		-
-	Yefri Del Rosario (RHP)		Royals 25 <sup>th</sup>

## UNIFORM RECORDS

 Navy/Red (13-12) Home: 6-7 Road: 7-5	 Red (4-5) Home: 0-0 Road: 4-5	 White/Navy (1-3) Home: 1-3 Road: 0-0	 Los Naturales Home: 0-0 Road: 0-0	 Growlin' Chickens Home: 0-0 Road: 0-0	 Fauxback Home: 0-0 Road: 0-0
 White (7-4) Home: 7-4 Road: 0-0	 Grey (5-6) Home: 0-0 Road: 5-6	 Navy (6-10) Home: 0-6 Road: 6-4	 Los Naturales Home: 0-0 Road: 0-0	 Growlin' Chickens Home: 0-0 Road: 0-0	 Fauxback Home: 0-0 Road: 0-0
HOME UNIFORM COMBINATIONS			ROAD UNIFORM COMBINATIONS		
Navy/Red Hat & White Jersey: 6-3 White Hat & White Jersey: 1-1 Red Hat & White Jersey: 0-0 Specialty/Theme Uniforms: 0-0			Navy/Red Hat & Navy Jersey: 0-4 White Hat & Navy Jersey: 0-2 Red Hat & Navy Jersey: 0-0		
			Navy/Red Hat & Grey Jersey: 3-2 Navy/Red Hat & Navy Jersey: 4-3 Red Hat & Grey Jersey: 2-4 Red Hat & Navy Jersey: 2-1		

## NATURALS IN-SEASON BIRTHDAYS

## APRIL (3)

4/14 – Walter Pennington (24)  
4/14 – Jake Means (26)  
4/25 – Ryan Grotjohn (27)

## MAY (5)

5/6 – Tucker Bradley (24)  
5/7 – Derrick Lewis (46)  
5/14 – Alec Marsh (24)  
5/14 – Christian Colón (33)  
5/21 – Chris Widger (51)

## JUNE (2)

6/2 – Asa Lacy (23)  
6/10 – Stephen Woods Jr. (27)

## JULY (2)

7/11 – Zack Phillips (24)  
7/12 – Logan Porter (27)

## AUGUST (1)

8/20 – Nathan Webb (25)

## SEPTEMBER (6)

9/1 – Anthony Veneziano (25)  
9/3 – Jonah Dipoto (26)  
9/4 – Seuly Matias (24)  
9/23 – Yefri Del Rosario (23)  
9/25 – Nick Loftin (24)  
9/27 – Ángel Zerpa (23)



## NATURALS TRANSACTIONS

## 2022 BREAKING ROSTER

**Pitchers (16):** LHP Dante Biasi, LHP Holden Capps, RHP Christian Cosby, RHP Yefri Del Rosario, RHP Jonah Dipoto, RHP Zach Haake, LHP Asa Lacy, RHP Alec Marsh, LHP Drew Parrish, LHP Zack Phillips, RHP Andrés Sotillet, LHP Anthony Veneziano, RHP Nathan Webb, RHP Zach Willeman, RHP Stephen Woods Jr. and LHP Ángel Zerpa.

**Catchers (3):** Tyler Cropley, Sebastian Rivero, Logan Porter

**Infielders (7):** Nathan Eaton, Maikel Garcia, Robbie Glendinning, Ryan Grotjohn, Michael Massey, Jake Means, Gavin Stupienski

**Outfielders (4):** Tucker Bradley, Nick Loftin, Seuly Matias, John Rave

- 4/4 Kansas City Royals announce Breaking Roster
- 4/8 LHP **Holden Capps** placed on the development list  
INF **Gavin Stupienski** placed on the development list
- 4/12 RHP **Nate Webb** placed on the 7-day injured list
- 4/16 LHP **Holden Capps** activated from the development list
- 4/19 C **Tyler Cropley** placed on the 7-day injured list  
RHP **Christian Cosby** placed on the 7-day injured list  
INF **Gavin Stupienski** activated from the development list
- 4/21 LHP **Walter Pennington** transferred to Northwest Arkansas (AA) from Quad Cities (A+)
- 4/23 RHP **Zach Haake** placed on the 7-day injured list  
RHP **Patrick Halligan** transferred to Northwest Arkansas (AA) from Columbia (A)
- 4/26 RHP **Patrick Halligan** transferred to Quad Cities (A+) from Northwest Arkansas (AA)
- 4/28 RHP **Ándres Sotillet** transferred to Omaha (AAA) from Northwest Arkansas (AA)
- 5/3 INF **Ryan Grotjohn** placed on the Development List  
INF **Brhet Bewley** activated from the Quad Cities Injured List and transferred to Northwest Arkansas (AA)  
LHP **Patrick Smith** transferred to Northwest Arkansas (AA) from Quad Cities (A+)  
LHP **Marcelo Martinez** transferred to Northwest Arkansas (AA) from Omaha (AAA)
- 5/8 C **Sebastian Rivero** recalled by Kansas City (MLB) from Northwest Arkansas (AA)
- 5/9 C **Sebastian Rivero** optioned to Northwest Arkansas (AA)  
C **Sebastian Rivero** recalled by Kansas City (MLB) from Northwest Arkansas (AA)
- 5/10 LHP **Asa Lacy** placed on the 7-day injured list  
INF **Ryan Grotjohn** activated from the Development List
- 5/13 C **Sebastian Rivero** optioned to Northwest Arkansas (AA)
- 5/14 LHP **Patrick Smith** placed on the Development List  
RHP **Will Klein** activated from the 7-day injured list
- 5/17 C **Sebastian Rivero** recalled by Kansas City (MLB) from Northwest Arkansas (AA)
- 5/21 LHP **Marcelo Martinez** transferred to Omaha (AAA) from Northwest Arkansas (AA)
- 5/24 LHP **Patrick Smith** transferred to Quad Cities (A+) from Northwest Arkansas (AA)  
RHP **Ándres Sotillet** transferred to Northwest Arkansas (AA) from Omaha (AAA)



## #36 CHRIS WIDGER • MANAGER

- Chris Widger will manage the Naturals after guiding the River Bandits to a High-A Central championship in their first season as a Kansas City affiliate in 2021. In doing so, he was named the Minor League Manager of the Year by *Baseball America* following the 2021 season.
- 2022 marks Widger's seventh year in the Royals' organization, as he was slated to manage Advanced-A Wilmington in 2020 and led Burlington to the Appalachian League Championship Series in his first season as Manager in 2019. Prior to that, he was Wilmington's Bench Coach from 2016-18.
- Before joining the Royals organization, he managed the Independent League Camden Riversharks in 2015 and was their Pitching Coach from 2012-14.
- A third-round pick by Seattle in the 1992 Draft, Widger played in parts of 10 seasons in the Majors with the Mariners (1995-96, 2000), Expos (1997-2000), Yankees (2002), Cardinals (2003), White Sox (2005-06) and Orioles (2006), winning a World Series with Chicago in 2005.
- Widger and his wife, Whitney, reside in Pennsville, N.J., with their children: C.J., Ashlynn and Skylar.



## #43 DERRICK LEWIS • PITCHING COACH

- Derrick Lewis is in his third season with the Royals' organization and second as pitching coach at Northwest Arkansas.
- He spent the previous 16 seasons in the Atlanta Braves' organization, the first 14 as a Minor League pitching coach and the last two as the Pitching Coordinator.
- Pitching coach timeline: 2004-07: GCL Braves (Gulf Coast League, RK)... 2008-10: Danville Braves (Appalachian League, RK)... 2011-13: Rome Braves (South Atlantic League, A)... 2014: Lynchburg Hillcats (Carolina League, A+)... 2015-2016: Carolina Mudcats (Carolina League, A+)... 2017: Mississippi Braves (Southern League, AA)
- He played seven seasons in the Braves' organization from 1997-2003, after being selected in the 20th round of the 1997 draft.
- Lewis and his wife, Roslyn, reside in Charlotte, North Carolina, with their daughter, Skye and Son, Lake.



## #6 ABRAHAM NÚÑEZ • HITTING COACH

- Abraham Núñez enters his fourth season as Northwest Arkansas' hitting coach after serving in the same capacity with High-A Wilmington (2015-2018), Class-A Lexington (2014), Rookie Advanced Burlington (2013) and the Dominican Royals (2012).
- Núñez played for parts of 12 seasons in the Majors with the Pirates (1997-2004), Cardinals (2005), Phillies (2006-2007) and Mets (2008). A switch-hitter, he owns a career average of .242 as a utility infielder in the big leagues, primarily playing third base, but could play all four infield positions.
- His best season came in 2005 when he batted .285 in 139 games for the National League Champion St. Louis Cardinals.
- Lifetime .346 (9-for-28) hitter in the postseason, including the 2005 National League Championship Series with St. Louis when he hit .385, though did not play in the World Series.
- Born in Santo Domingo, Dominican Republic, he now resides in Hudson, Massachusetts.



## #27 CHRISTIAN COLÓN • ASSISTANT HITTING COACH

- Christian Colón returns to the organization as the Naturals Assistant Hitting Coach in 2022, following a 12-year professional career.
- He was the Royals first-round pick in the 2010 MLB Draft, scored the winning run in the 2014 AL Wild Card game and had the game-winning hit in the title-clinching Game 5 of the 2015 World Series.
- After being drafted in 2010, Colón ascended to Northwest Arkansas by 2011 and between 2011, 2012 and 2014, played 202 games for the Naturals ... In 2011, Colón led the Texas League in sacrifices (21), while leading the team in at-bats (491) and hits (126). His 21 sacrifices that season are the most a Naturals player has ever recorded in a single season, while 28 overall are tied for the club record.
- During his playing career, he made stops in Miami (2017) and Cincinnati (2019-20) ... spent 2021 with the Rich Baseball-owned Buffalo Bisons (Triple-A, Toronto) before announcing his retirement.
- He also played in parts of four seasons in the Puerto Rican Winter League.
- Christian lives in Cave Springs, Ark. (15 minutes North of Arvest Ballpark) with his wife, Kayla, and three daughters, Marley, Mia and Lucy.



## #23 MIKE JIRSCHLE • BENCH COACH

- Mike Jirschle enters his first season as the Bench Coach for Northwest Arkansas after spending last season in the same role for Manager Chris Widger in Quad Cities.
- He served as a Special Assistant to the General Manager in 2020 and was on the Royals coaching staff as the Third Base Coach from 2014-19 and won the World Series in 2015.
- Jirschle previously managed the Triple-A Omaha franchise for 11 seasons (2003-13), leading the team to four division titles, three-straight trips to the Pacific Coast League championship round (2011-13), two PCL titles (2011, 2013) and a Triple-A Championship in 2013.
- He earned the 2011 Mike Coolbaugh Award for outstanding baseball work ethic, knowledge of the game and skill in mentoring young players on the field.
- Prior to his 11-year stint with Omaha, he served as the Royals Minor League Infield Coordinator for four years (1998-2002), while he held managerial positions with Omaha (1995-97), Wilmington (1994), Rockford (1993) and the Gulf Coast Royals (1992).
- Jirschle was originally selected by the Texas Rangers in the fifth round of the 1977 MLB Draft and played in 999 minor league games over 13-plus seasons in the Rangers and Royals systems.



## DANNY ACCOLA • CERTIFIED ATHLETIC TRAINER

- Danny Accola is entering his seventh season with the Royals organization and first as the certified athletic trainer with the Naturals, after serving in the same role with the Quad Cities in 2021.
- He was slated to serve in that role with Wilmington in 2020 and previously filled those roles with Lexington in 2019, Burlington from 2017-18 and with Surprise in 2016.
- Accola graduated from the University of Central Missouri in 2014 and previously held an athletic training internship with the Denver Broncos in 2013.



## C.J. MIKKELSEN • STRENGTH & CONDITIONING COACH

- C.J. Mikkelsen will serve as the Northwest Arkansas Strength & Conditioning Coach for the second consecutive season, after being slated to fill that same role at Idaho Falls in 2020.
- He graduated in December 2019 with a master's degree in sports physiology from Texas A&M University, where he also worked as a Sports Performance Graduate Intern.
- Mikkelsen earned his bachelor's degree in exercise and wellness from Arizona State University in 2016. He resides in Desert Hills, Arizona.



DREW EPPERSON  
VIDEO COORDINATOR



MITCH MEYER  
VIDEO COORDINATOR



### Angel Zerpa - Pitching - Stat Splits - 2022 - Regular Season

Split	Team	W	L	ERA	G	GS	CG	SHO	SV	IP	H	R	ER	HR	HB	BB	IBB	SO	WHIP	AVG	AB	WP	BK	GIDP	TBF	NP-S
Home Games	NWA	0	1	2.08	3	3	0	0	0	13.0	15	3	3	0	0	2	0	10	1.31	.300	50	0	1	2	52	204 - 134
Away Games	NWA	1	2	7.71	3	3	0	0	0	11.2	16	12	10	4	1	6	0	9	1.89	.308	52	3	1	0	59	219 - 127
Day Games	NWA	0	1	31.50	1	1	0	0	0	2.0	6	7	7	2	1	2	0	0	4.00	.500	12	2	0	0	15	57 - 28
Night Games	NWA	1	2	2.38	5	5	0	0	0	22.2	25	8	6	2	0	6	0	19	1.37	.278	90	1	2	2	96	366 - 233
On Grass	NWA	1	3	4.74	6	6	0	0	0	24.2	31	15	13	4	1	8	0	19	1.58	.304	102	3	2	2	111	423 - 261
April	NWA	1	1	5.06	4	4	0	0	0	16.0	21	9	9	2	1	4	0	12	1.56	.328	64	3	1	2	69	266 - 165
May	NWA	0	2	4.15	2	2	0	0	0	8.2	10	6	4	2	0	4	0	7	1.62	.263	38	0	1	0	42	157 - 96
On Wednesdays	NWA	0	2	4.15	2	2	0	0	0	8.2	10	6	4	2	0	4	0	7	1.62	.263	38	0	1	0	42	157 - 96
On Thursdays	NWA	0	0	3.60	1	1	0	0	0	5.0	5	2	2	0	0	1	0	3	1.20	.294	17	0	1	2	18	74 - 49
On Fridays	NWA	1	0	0.00	1	1	0	0	0	5.0	4	0	0	0	0	1	0	5	1.00	.211	19	1	0	0	20	77 - 50
On Saturdays	NWA	0	0	0.00	1	1	0	0	0	4.0	6	0	0	0	0	0	0	4	1.50	.375	16	0	0	0	16	58 - 38
On Sundays	NWA	0	1	31.50	1	1	0	0	0	2.0	6	7	7	2	1	2	0	0	4.00	.500	12	2	0	0	15	57 - 28
In games following a win	NWA	0	1	3.00	2	2	0	0	0	9.0	9	3	3	0	0	2	0	6	1.22	.265	34	0	1	2	36	146 - 96
In games following a loss	NWA	1	2	5.74	4	4	0	0	0	15.2	22	12	10	4	1	6	0	13	1.79	.324	68	3	1	0	75	277 - 165
Starter	NWA	1	3	4.74	6	6	0	0	0	24.2	31	15	13	4	1	8	0	19	1.58	.304	102	3	2	2	111	423 - 261

### Angel Zerpa - Opposing Hitting - Stat Splits - 2022 - Regular Season

Split	Team	AVG	G	AB	R	H	2B	3B	HR	RBI	BB	IBB	SO	SB	CS	OBP	SLG	OPS	HBP	SAC	SF	GIDP
vs Left	NWA	.297	6	37		11	2	0	1	3	2	0	13			.350	.432	.782	1	0	0	0
vs Right	NWA	.308	6	65		20	3	0	3	9	6	0	6			.366	.492	.858	0	0	0	2
Team is ahead	NWA	.343	3	35		12	1	0	0	2	1	0	7			.361	.371	.732	0	0	0	0
Team is behind	NWA	.270	3	37		10	1	0	3	7	5	0	5			.372	.541	.913	1	0	0	0
Score is tied	NWA	.300	5	30		9	3	0	1	3	2	0	7			.344	.500	.844	0	0	0	2
Batting First	NWA	.714	6	14		10	0	0	0	0	0	0	1			.714	.714	1.428	0	0	0	0
Batting Second	NWA	.273	6	11		3	0	0	2	5	3	0	3			.429	.818	1.247	0	0	0	1
Batting Third	NWA	.167	6	12		2	1	0	0	1	1	0	3			.231	.250	.481	0	0	0	0
Batting Fourth	NWA	.083	6	12		1	0	0	0	1	1	0	2			.154	.083	.237	0	0	0	0
Batting Fifth	NWA	.231	6	13		3	2	0	1	2	0	0	6			.231	.615	.846	0	0	0	1
Batting Sixth	NWA	.364	6	11		4	0	0	1	1	2	0	0			.462	.636	1.098	0	0	0	0
Batting Seventh	NWA	.200	6	10		2	2	0	0	2	1	0	0			.273	.400	.673	0	0	0	0
Batting Eighth	NWA	.400	6	10		4	0	0	0	0	0	0	3			.400	.400	.800	0	0	0	0
Batting Ninth	NWA	.222	6	9		2	0	0	0	0	0	0	1			.300	.222	.522	1	0	0	0
Leading Off	NWA	.360	6	25		9	1	0	0	0	0	0	4			.360	.400	.760	0	0	0	0
First Inning	NWA	.321	6	28	5	9	1	0	2	3	2	0	6	0	0	.367	.571	.938	0	0	0	1
Second Inning	NWA	.320	6	25	7	8	3	0	1	6	4	0	2	0	0	.433	.560	.993	1	0	0	0
Third Inning	NWA	.222	5	18	0	4	0	0	0	0	1	0	4	0	0	.263	.222	.485	0	0	0	0
Fourth Inning	NWA	.263	5	19	1	5	0	0	0	1	1	0	4	0	0	.300	.263	.563	0	0	0	1
Fifth Inning	NWA	.417	3	12	2	5	1	0	1	2	0	0	3	0	0	.417	.750	1.167	0	0	0	0
Bases Empty	NWA	.333	6	54		18	1	0	2	2	7	0	9			.410	.463	.873	0	0	0	0
Runner at 1st	NWA	.429	6	21		9	2	0	2	5	0	0	1			.455	.810	1.265	1	0	0	2
Runner at 2nd	NWA	.200	5	10		2	1	0	0	2	0	0	1			.200	.300	.500	0	0	0	0
Runner at 3rd	NWA	.000	2	2		0	0	0	0	0	0	0	0			.000	.000	.000	0	0	0	0
Runners at 1st & 2nd	NWA	.167	4	6		1	0	0	0	0	0	0	4			.167	.167	.334	0	0	0	0
Runners at 1st & 3rd	NWA	.500	1	2		1	1	0	0	1	0	0	0			.500	1.000	1.500	0	0	0	0
Runners at 2nd & 3rd	NWA	.000	3	6		0	0	0	0	0	0	0	4			.000	.000	.000	0	0	0	0
Bases Loaded	NWA	.000	1	1		0	0	0	0	2	1	0	0			.500	.000	.500	0	0	0	0
Runners On	NWA	.271	6	48		13	4	0	2	10	1	0	10			.300	.479	.779	1	0	0	2
Scoring Position	NWA	.148	6	27		4	2	0	0	5	1	0	9			.179	.222	.401	0	0	0	0
No Outs	NWA	.351	6	37		13	3	0	1	6	1	0	7			.385	.514	.899	1	0	0	1
One Out	NWA	.258	6	31		8	1	0	0	1	3	0	8			.324	.290	.614	0	0	0	1
Two Outs	NWA	.294	6	34		10	1	0	3	5	4	0	4			.368	.588	.956	0	0	0	0
Ahead in Count	NWA	.200	6	35		7	3	0	0	2	0	0	11			.200	.286	.486	0	0	0	1
Behind in Count	NWA	.417	6	36		15	2	0	2	6	8	0	6			.523	.639	1.162	0	0	0	1
0-0 Count	NWA	.364	6	11		4	0	0	1	3	0	0	0			.364	.636	1.000	0	0	0	0
0-1 Count	NWA	.143	6	7		1	0	0	0	0	0	0	0			.143	.143	.286	0	0	0	0
0-2 Count	NWA	.200	4	10		2	0	0	0	0	0	0	5			.200	.200	.400	0	0	0	0
1-0 Count	NWA	.667	5	9		6	1	0	0	1	0	0	0			.667	.778	1.445	0	0	0	0
1-1 Count	NWA	.364	6	11		4	0	0	1	1	0	0	0			.364	.636	1.000	0	0	0	0
1-2 Count	NWA	.222	6	18		4	3	0	0	2	0	0	6			.222	.389	.611	0	0	0	1
2-0 Count	NWA	.667	3	3		2	1	0	0	0	0	0	0			.667	1.000	1.667	0	0	0	1
2-1 Count	NWA	.429	5	7		3	0	0	0	1	0	0	0			.429	.429	.858	0	0	0	0
2-2 Count	NWA	.111	4	9		1	0	0	0	0	0	0	2			.200	.111	.311	1	0	0	0
3-0 Count	NWA	.000	1	0		0	0	0	0	1	1	0	0			1.000	.000	1.000	0	0	0	0
3-1 Count	NWA	.400	5	5		2	0	0	1	1	4	0	0			.667	1.000	1.667	0	0	0	0
3-2 Count	NWA	.167	6	12		2	0	0	1	2	3	0	6			.333	.417	.750	0	0	0	0
Pitcher	NWA	.304	6	102		31	5	0	4	12	8	0	19			.360	.471	.831	1	0	0	2



## #53 ANGEL ZERPA

BORN: Sept. 27, 1999 in Valle De La Pascua, Venezuela (Age 22)

HEIGHT/WEIGHT: 6-0/220 lbs

SEASON WITH NATURALS: 2nd Season

SIGNED: July 26, 2016 – As an International Free Agent

ADDED TO 40-MAN ROSTER: November 20, 2020

MLB DEBUT: Sept. 30, 2021 vs. CLE: 5.0 IP, 5 H, 2 R, 4 K

MLB SERVICE TIME: 4 Days

## SCOUTING REPORT

**Ranked by MLB Pipeline as the No. 12 Royals prospect**  
**Ranked by Baseball America as the No. 24 Royals prospect**

**Listed as having the "Best Control" among Royals' pitching prospects in the 2022 Best Tools survey from BA ... has really good pitchability ... his lower arm slot adds an element of deception to his arsenal and helps his raw stuff play up.**

**FASTBALL:** Ranges 91-96, ticked up last season ... has a four-seamer that he commands to his glove side and two-seamer with good movement that he uses when he falls behind in the count.

**SLIDER:** Ranges 85-88, with slurve motion, late bite and sweep ... has loop to it, but still lands sharply like a slider.

**CHANGEUP:** Sits 86-87, above-average pitch that's firm and hard to pick up with his low arm slot.

## 2022 SEASON

- Did not strike out a batter across 2.0 innings on 4/10 @ SPR, allowing 7 runs on 6 hits with two walks and a hit batter
- Pitched 4 scoreless innings on 4/16 vs. Wichita, did not walk a batter, struck out 4 ... retired 10 of the last 13 he faced
- Threw 5.0 scoreless innings 4/22 @ Frisco, struck out a season-high five and earned his first win of the season.
- Did not allow a run across two starts, 4/16 and 4/28 ... 12.1 scoreless innings between 4/10 and 4/28.
- Skipped in rotation @ Springfield, week of May 2-8, with arrival of Marcelo Martinez, returned 5/11 vs. Wichita.

## CAREER NOTES

## 2021

- Began the season in Quad Cities (A+) and after stops with Northwest Arkansas (AA) and Omaha (AAA), made his Major League debut on September 30 vs. Cleveland.
- Started Opening Day for the High-A River Bandits and made eight starts, going 4-0 with a 2.59 ERA (12 ER in 41.2 IP) with 53 strikeouts and just eight walks.
- Assigned to the Naturals from Quad Cities on June 21 and made 13 starts for NW Arkansas, went 0-3 with a 5.96 ERA.
- Assigned to Triple-A Omaha on September 26 and made one start before getting called up to Kansas City.
- 108 strikeouts between the three MiLB levels ranked 8th among Royals minor pitchers, as did 88.1 innings pitched ... 3.86 K/BB and 11.00 K/9 rank as the 5th and 7th-best in the Royals organization among pitchers with at least 70.0 IP.
- Called up for an MLB spot start on 9/30 at Kauffman Stadium ... pitched 5.0 innings against Cleveland, allowed two runs with four strikeouts.

## 2019

- Began the year with the Idaho Falls Chukars (R), but was assigned to the Burlington Royals (R) on June 18 and spent the rest of the season with the B-Royals the Appalachian League ... Tied for second in the Appalachian League in wins with 6.
- Named Appalachian League Pitcher of the Week on August 11, two days after holding Danville to one hit over 5.0 scoreless innings, with nine strikeouts.
- Did not allow a run over his final four regular season starts with Burlington, pitching 15.0 innings and striking out 22, while allowing just six hits and two walks.
- Scoreless streak extended into the postseason, totaling at 22.0 scoreless frames ... Made two starts for Burlington in the postseason, first earning the win in Game 1 of the semifinals vs. the Pulaski Yankees, throwing 5.0 scoreless innings, allowing two hits and one walk, while striking out seven in a 6-0 victory.

## 2018

- Spent the entire season with the Surprise Royals (R) ... Had six losses, which ranked second-most in the Arizona League.
- Allowed five earned runs (4.2 IP) in his July 3 start vs. ERA (10 ER in 40.0 IP) in his other nine appearances, allowing one earned run on Aug. 3 vs. the Rangers ... held opponents to a 2.25 ERA (10 ER in 40.0 IP) in his other nine appearances, allowing one earned run or fewer in his other five starts, or fewer in his other five starts.

## 2017

- Named a Dominican Summer League All-Star by Baseball America.
- Five of his 12 starts in his professional debut were scoreless, including a 4-2 win on July 20 at DSL Astros Blue, in which he allowed just five hits and no walks, with a career-high 10 strikeouts.

## SEASON / CAREER HIGHS

SEASON	CAREER
Last: 4/28/22 vs. Amarillo 5.0, 2x	INNINGS PITCHED 6.0, 6x Last: 7/21/21 @ Tulsa
Last: 5/18/22 @ Arkansas 6, 3x	HITS ALLOWED 11, 2x Last: 7/26/19 @ Princeton
4/10/22 @ Springfield 7	RUNS ALLOWED 9 7/26/19 @ Princeton
4/10/22 @ Springfield 7	EARNED RUNS ALLOWED 9 7/26/19 @ Princeton
Last: 5/18/22 @ Arkansas 2, 2x	HOME RUNS ALLOWED 3 7/26/19 @ Princeton
5/18/22 @ Arkansas 3	WALKS ALLOWED 4, 2x Last: 8/18/18 @ AZL Mariners
4/22/22 @ Frisco 5	STRIKEOUTS 10 7/20/17 @ DSL Astros Blue
5/18/22 @ Arkansas 24	BATTERS FACED 25 6/16/21 vs. Wisconsin
5/18/22 @ Arkansas 85	PITCHES THROWN 88 5/11/21 vs. Cedar Rapids
4/10/22 to 4/28/22 12.1 IP	SCORELESS STREAK 17.0 IP 8/2/19 to 8/26/19

## ZERPA 2022 RUN SUPPORT (STARTS ONLY)

RUNS SCORED	0	1	2	3	4	5	6	7	8	9	10+
Games	2	1	2								1
PLAYER W-L	0-2	0-1	0-0								1-0
Team W-L	0-2	0-1	0-2								1-0

## 2022 GAME-BY-GAME (NORTHWEST ARKANSAS, AA)

DATE	OPPONENT	RES	LEFT GAME	DEC	IP	H	R	ER	HR	HB	BB	SO	BF	NP-5
4/10	@ Springfield	L, 10-5	End 2nd, losing 7-2	L	2.0	6	7	7	2	1	2	0	15	57-28
4/16	vs. Wichita	L, 6-5 (10)	End 4th, winning 4-0	-	4.0	6	0	0	0	0	0	4	16	58-38
4/22	@ Frisco	W, 11-2	End 5th, winning 11-0	W	5.0	4	0	0	0	0	1	5	20	77-50
4/28	vs. Amarillo	L, 9-5	End 5th, winning 4-2	-	5.0	5	2	2	0	0	1	3	18	74-49
5/11	vs. Wichita	L, 4-3	End 4th, losing 1-0	L	4.0	4	1	1	0	0	1	3	18	72-47
5/18	@ Arkansas	L, 5-4	Bottom 5th, losing 5-0	L	4.2	6	5	3	2	0	3	4	24	85-49

## 2022 ZERPA BATTED BALL STATISTICS

BABIP	GB/FB	LD%	GB%	FB%	IFFB%	HR/FB	Pull%	Cent%	Oppo%	SwStr%
.342	2.67	17.5%	60.0%	22.5%	16.7%	22.2%	43.4%	26.5%	30.1%	9.0%

## ZERPA vs. MIDLAND IN 2022

W	L	ERA	G	GS	CG	SHO	GF	HLD	SV	SVO	IP	H	R	ER	HR	HB	BB	IBB	SO	WHIP	AVG
---	---	-----	---	----	----	-----	----	-----	----	-----	----	---	---	----	----	----	----	-----	----	------	-----

## ZERPA vs. MIDLAND HITTERS IN 2022

PLAYER	AVG	AB	H	2B	3B	HR	RBI	BB	SO	PLAYER	AVG	AB	H	2B	3B	HR	RBI	BB	SO
--------	-----	----	---	----	----	----	-----	----	----	--------	-----	----	---	----	----	----	-----	----	----

## MINOR LEAGUE CAREER

SEASON	TEAM	W	L	ERA	G	GS	CG	SHO	SV	SV	IP	H	R	ER	HR	HB	BB	IBB	SO	WHIP	AVG	AB	WP	BK	GIDP	TBF	NP-5	
2017	DSL Royals (R)	3	4	1.84	14	12	0	0	0	0	63.2	47	15	13	0	6	11	0	39	0.91	.208	226	2	0	6	247	367-309	
2018	AZL Royals (R)	3	6	3.88	11	7	0	0	0	1	48.2	52	30	21	5	1	12	0	34	1.32	.277	188	2	1	4	203	330-267	
2019	2 Teams	6	3	3.40	13	12	0	0	0	0	55.2	46	21	21	6	2	14	0	55	1.08	.223	206	2	0	5	223	884-604	
	Idaho Falls (R)	0	0	4.15	1	1	0	0	0	0	4.1	5	2	2	0	0	1	0	4	1.38	.278	18	1	0	0	20	78-56	
	Burlington (R)	6	3	3.33	12	11	0	0	0	0	51.1	41	19	19	6	2	13	0	51	1.05	.218	188	1	0	5	203	806-548	
2020	Did not play (no minor league season)																											
2021	3 MiLB Teams	4	4	4.58	22	22	0	0	0	0	88.1	85	45	45	10	3	28	0	108	1.28	.250	340	8	1	3	374	1474-970	
	Quad Cities (A+)	4	0	2.59	8	8	0	0	0	0	41.2	32	12	12	2	2	8	0	53	0.96	.205	156	0	0	0	167	637-444	
	NW Arkansas (AA)	0	3	5.96	13	13	0	0	0	0	45.1	51	30	30	7	1	19	0	54	1.54	.287	178	8	1	3	200	803-506	
	Omaha (AAA)	0	1	20.25	1	1	0	0	0	0	1.1	2	3	3	1	0	1	0	1	2.25	.333	6	0	0	0	7	34-20	
	KANSAS CITY (MLB)	0	1	0.00	1	1	0	0	0	0	5.0	3	2	0	0	0	1	0	4	0.80	.176	17	0	0	0	20	68-44	
2022	NW Arkansas (AA)	1	3	4.74	6	6	0	0	0	0	24.2	31	15	13	4	1	8	0	19	1.58	.304	102	3	2	2	111	423-261	
	MLB TOTALS (1 SEASON)	0	1	0.00	1	1	0	0	0	0	5.0	3	2	0	0	0	1	0	4	0.80	.176	17	0	0	0	20	68-44	
	MLB TOTALS (5 SEASONS)	17	20	3.62	66	59	0	0	0	1	281.0	261	126	113	25	13	73	0	255	1.19	.246	1062	17	4	20	1158	3478-2411	



## PLAYER

14 HOLDEN  
CAPPS

LHP • R/L • 6'1" • 194 lbs • 3/24/1995 (27)  
2017 MLB Draft — Round 8 (U. of Central Oklahoma)  
Born/Resides: Lawton, Oklahoma

17 ZACK  
PHILLIPS

LHP • L/L • 6'1" • 170 lbs • 7/11/1998 (23)  
2019 MLB Draft — Round 2 (Ole Miss)  
Born: Sierra Vista, Arizona • Resides: Texarkana, Arkansas

18 ALEC  
MARSH

RHP • R/R • 6'3" • 220 lbs • 5/14/1998 (24)  
2019 MLB Draft — Round 2, 70th Overall (Arizona State)  
Born: Waukesha, Wisc. • Resides: Milwaukee, Wisc.

22 STEPHEN  
WOODS JR.

RHP • R/R • 6'1" • 200 lbs • 6/10/1995 (26)  
Traded from Tampa Bay — 7/21/2020  
Born: New Hyde Park, N.Y. • Resides: Huntington Station, N.Y.

27 WALTER  
PENNINGTON

LHP • L/L • 6'2" • 205 lbs • 4/14/1998 (24)  
Signed 8/19/2020 as an Undrafted Free Agent  
Born: Englewood, Colorado • Resides: Broomfield, Colorado

28 DREW  
PARRISH

LHP • L/L • 5'11" • 195 lbs • 12/8/1997 (24)  
2019 MLB Draft — Round 8 (Florida State)  
Born: Cape Canaveral, Florida • Resides: Rockledge, Florida

29 ZACH  
WILLEMAN

RHP • R/R • 6'3" • 215 lbs • 3/27/1996 (26)  
Traded from Los Angeles (NL) as PTBNL — 10/20/2021  
Born/Resides: Napoleon, Ohio

32 ANTHONY  
VENEZIANO

LHP • L/L • 6'6" • 200 lbs • 9/1/1997 (24)  
2019 MLB Draft — Round 10 (Catal Carolina)  
Born/Resides: Hackettstown, New Jersey

33 WILL  
KLEIN

RHP • R/R • 6'5" • 230 lbs • 11/28/1999 (22)  
2020 MLB Draft — Round 5 (Eastern Illinois)  
Born: Maryville, Tennessee • Resides: Bloomington, Indiana

38 DANTE  
BIASI

LHP • L/L • 6'0" • 200 lbs • 12/22/1996 (25)  
2019 MLB Draft — Round 6 (Penn State)  
Born: Wilkes Barre, Penn. • Resides: Hazleton, Penn.

39 ÁNDRES  
SOTILLET

RHP • R/R • 6'1" • 215 • 3/2/1997 (25)  
Signed 7/4/2015 as an International Free Agent  
Born: Cumana, Venezuela • Resides: Sucre, Venezuela

45 YEFEI  
DEL ROSARIO

RHP • R/R • 6'2" • 180 lbs • 9/23/1999 (22)  
Signed 12/5/2017 as a Minor League Free Agent  
Born/Resides: Miches, Dominican Republic

53 ÁNGEL  
ZERPA

LHP • L/L • 6'0" • 220 lbs • 9/27/1999 (22)  
Signed 6/26/2016 as an International Free Agent  
Born: Valle De La Pascua, Venez. • Resides: Anaco, Venez.

55 JONAH  
DIPOTO

RHP • R/R • 6'1" • 225 • 9/3/1996 (25)  
2019 MLB Draft — Round 35 (University of San Diego)  
Born: Queens, New York • Resides: San Diego, California

## QUICK NOTES

- 2022: Two scoreless outings in 2022, 0.2 IP on 4/28 and 0.2 IP on 5/11.
- 2021: Began the season on the Naturals' 60-Day IL and split the season between the Arizona Complex League, Quad Cities (A+) and NW Arkansas ... combined between three levels, went 4-2 across 22 games (three starts) with a 5.79 ERA (24 ER in 37.1 IP) and 36 strikeouts.
- 2019: Split the season between Wilmington (A+) and NW Arkansas (AA), pitching in 39 games out of the bullpen for the Blue Rocks and Naturals with a combined 2.61 ERA (15 ER in 51.2 IP) and 55 strikeouts.

2SFB, SL, CH

CONSECUTIVE BATTERS RETIRED: 0

SCORELESS STREAK: 1.2 IP (5/14/22 to 5/19/22)

- 2021: Split the season between Columbia (A) and Quad Cities (A+), combining to pitch in 25 games out of the bullpen with an 0-4 record, but three saves and a 2.06 ERA (11 ER in 48.0 IP) while walking just 13 and striking out 51 ... 16 of his 25 total appearances were scoreless.
- 2019: After being drafted, was assigned to Burlington (R) in the Appalachian League and pitched in 20 games out of the bullpen for the B-Royals, going 4-1 with two saves and a 2.15 ERA (9 ER in 37.2 IP), while striking out 29.

4SFB, 2SFB, CT, SL, CH

CONSECUTIVE BATTERS RETIRED: 3 (5/22/2022)

SCORELESS STREAK: 6.0 IP (5/11/22 to 5/22/22)

- Ranked by MLB Pipeline as the No. 11 Royals prospect ... Ranked by *Baseball America* as the No. 14 Royals prospect
- 2022: Has struck out 7 or more in four of six starts this year, including 9 in first start on 4/13 vs. WCH and 8 strikeouts in each of last two starts.
- 2021: Broke camp with NW Arkansas (AA) and made six starts for the Naturals, before missing the rest of the year with an injury ... went 1-3 with a 4.97 ERA (14 ER in 25.1 IP) with 42 strikeouts (14.92 K/9) ... over his first 8.1 Double-A innings: 8.1 hitless and scoreless innings, named first ever Double-A Central Pitcher of the Week.

4SFB, SL, CV, CH

CONSECUTIVE BATTERS RETIRED: 1 (5/19/2022)

SCORELESS STREAK: 4.2 IP (5/19/2022)

- 2021: Spent the entire season with NW Arkansas (AA), beginning the season as a starting pitcher and finishing the year as a reliever ... in 22 games (7 starts, 15 relief appearances), went 5-7 with a 7.42 ERA (39 ER in 47.1 IP), while walking 45 and striking out 48.
- 2018-19: Missed 2018 due to injury, went 9-3 in 2019 ... selected by Kansas City with the fourth overall pick in the Rule 5 Draft (12/12/2019).
- 2016-17: Played two seasons in the Giants organization, reaching Class-A, traded to Tampa Bay December 20 in the 3B Evan Longoria deal.

4SFB, CV, CH, CT

CONSECUTIVE BATTERS RETIRED: 0

SCORELESS STREAK: 0.0 IP

- 2022: Assigned to NW Arkansas on 4/21 ... Pitched 5.2 scoreless innings with nine strikeouts for Quad Cities (A+) across three relief outings ... earned decisions in five of first six outings, three wins, one loss and one save.
- 2021: Pitched 22 games for Columbia (A), went 3-3 with a team-leading four saves and a 3.18 ERA (14 ER in 39.2 IP) and 37 strikeouts ... placed on the 7-day injured list on 8/14 ... assigned to the ACL Royals Blue (R) on 9/7 for rehab and finished his season with two games there.
- MISC: Graduated from the Colorado School of Mines with a mechanical engineering degree, threw 224.2 innings, but also hit .288 with a 1.142 OPS as an outfielder.

4SFB, CV, CH

CONSECUTIVE BATTERS RETIRED: 3 (5/21/2022)

SCORELESS STREAK: 1.0 IP (5/21/2022)

- Ranked by MLB Pipeline as the No. 27 Royals prospect ... Ranked by *Baseball America* as the No. 18 Royals prospect
- 2022: Back-to-back Texas League Pitcher of the Week, on 5/9 and 5/16, threw 22.1 scoreless IP between 5/1 and 5/20.
- 2021: Split the season between Quad Cities (A+) and NW Arkansas (AA), with a break in between to pitch for Team USA at the 2021 WBSC Olympic Baseball Qualifiers ... named an MLB.com Organization All-Star ... among qualified Minor League pitchers (96.0 IP), ranked 14th in WHIP, 14th in opponents' batting average (.198) and 16th in ERA (2.83) ... named August Double-A Central Pitcher of the Month.

4SFB, CV, CH

CONSECUTIVE BATTERS RETIRED: 0

SCORELESS STREAK: 0.0 IP

- 2021: Joined the Royals as the Player to be Named Later in the deal that originally sent LHP Danny Duffy from the KC to LA on 7/30 ... spent the entire 2021 season with Tulsa (AA), going 3-2 with three saves across 33 relief appearances with a 3.78 ERA (20 ER in 47.2 IP) while striking out 59 ... • 28.2% K% and 11.14 K/9 both ranked 14th in the Dodgers organization among pitchers who threw at least 45.0 innings.
- 2019: Pitched in 21 games (6 starts) for Great Lakes (A) and went 4-7 with two saves and a 5.38 ERA (48 ER in 80.1 IP) and 55 strikeouts.

4SFB, SL, CH

CONSECUTIVE BATTERS RETIRED: 12 (5/12/22 to 5/22/22)

SCORELESS STREAK: 5.0 IP (5/12/22 to 5/22/22)

- Ranked by MLB Pipeline as the No. 16 Royals prospect ... Ranked by *Baseball America* as the No. 30 Royals prospect
- 2022: First six games of year were starts ... pitched 5.0 scoreless on 5/8 @ SPR ... did not issue walk for first time on 5/14 vs. WCH, in 4.2 IP of relief.
- 2021: Named Quad Cities (A+) Pitcher of the Year ... across 22 starts, went 6-4 with a 3.75 ERA (39 ER in 93.2 IP), while striking out an organization-best 127 and walking just 37 ... named the High-A Central Pitcher of the Year and All-Star left-handed starting pitcher.

4SFB, SL, CH

CONSECUTIVE BATTERS RETIRED: 0

SCORELESS STREAK: 0.1 IP (5/22/2022)

- Ranked by MLB Pipeline as the No. 18 Royals prospect ... Ranked by *Baseball America* as the No. 22 Royals prospect
- 2022: Started the season on Injured List with shin splints, assigned to NW Arkansas on 5/14.
- 2021: Named an MLB.com Organization All-Star and MLB Pipeline's Royals' Pitching Prospect of the Year ... pitched in 36 games out of the bullpen for Quad Cities, went 7-1 with four saves and a 3.58 ERA, with 121 strikeouts in 70.1 IP ... among minor league pitchers who threw 70.0 innings, ranked 1st with 15.48 K/9 and 40.9% strikeout %, while 121 strikeouts were most for those with less than 15 starts.

4SFB, CB, CH

CONSECUTIVE BATTERS RETIRED: 0

SCORELESS STREAK: 0.2 IP (5/21/2022)

- 2022: First two games came in relief, piggybacking Asa Lacy ... made spot start on 4/23 @ FRI, threw 4.0 scoreless vs. Jack Leiter, then made two more starts.
- 2021: Spent the entire season with Quad Cities (A+), going 5-2 with two saves across 24 games (six starts) with a 3.77 ERA (30 ER in 71.2 IP) and 84 strikeouts ... first 16 appearances of the year all came in relief, six of his last eight were starts, including four straight to end the year.
- 2019: Pitched in seven games for Burlington (R), going 1-0 with a 2.50 ERA (5 ER in 18.0 IP) and 24 strikeouts to just three walks.
- COLLEGE: Across 28 games (27 starts) at Penn State, went 6-12 with a 3.76 ERA (57 ER in 136.1 IP) while striking out 153 and walking just 69.

4SFB, SL, CH, 2SFB

CONSECUTIVE BATTERS RETIRED: 8 (5/21/2022)

SCORELESS STREAK: 5.0 IP (5/17/22 to 5/21/22)

- His 59 career games pitched for Northwest Arkansas are the most among active pitchers.
- 2022: Began the season pitching 5 games with NWA, assigned to Omaha (AAA) on 4/28 and pitched eight games with 3.86 ERA ... back to NWA 5/24
- 2021: Began the season with Omaha (AAA) and split the season between the Storm Chasers and NW Arkansas (AA), pitching in 34 games (1 start) with a 5.52 ERA (28 ER in 45.2 IP) ... pitched for Venezuela in the WBSC Baseball Americas Olympic Qualifying event May 31 to June 5.
- 2019: Spent the entire year with NW Arkansas (AA), going 6-1 across 34 games (four starts) with a 3.35 ERA (28 ER in 75.1 IP)

2SFB, SL, CH

CONSECUTIVE BATTERS RETIRED:

SCORELESS STREAK:

- Ranked by *Baseball America* as the No. 25 Royals prospect
- 2022: Did not allow a run across first four games/ 11.1 IP of season ... 8 of 10 appearances have been scoreless.
- 2021: Spent the entire season with Northwest Arkansas, pitching in 26 games (11 starts) and going 2-4 with a 5.99 ERA (47 ER in 70.2 IP) ... ranked third on the Naturals pitching staff in strikeouts (78) and innings pitched (70.2), and fifth in both games pitched and games started.
- 2019: Did not pitch due to injury ... had a nerve issue in his right bicep, only treatment was rest.

4SFB, 2SFB, SL, CH

CONSECUTIVE BATTERS RETIRED: 2 (5/19/2022)

SCORELESS STREAK: 0.2 IP (5/19/2022)

- Ranked by MLB Pipeline as the No. 12 Royals prospect ... Ranked by *Baseball America* as the No. 24 Royals prospect ... rated as having the "Best Control" among Royals' pitching prospects in the 2022 Best Tools survey from BA.
- 2022: Two scoreless starts: 4/16 & 4/22, 9.0 IP total.
- 2021: Began the season in Quad Cities (A+) and after stops with NW Arkansas (AA) and Omaha (AAA), made his Major League debut on Sept. 30 vs. Cleveland, pitching 5.0 innings and allowing two runs with four strikeouts ... 108 strikeouts between the three MiLB levels ranked 8th among Royals minor pitchers, as did 88.1 innings pitched.

4SFB, 2SFB, SL, CH

CONSECUTIVE BATTERS RETIRED: 0

SCORELESS STREAK: 0

- 2022: Pitched a scoreless Cactus League inning with a strikeout on 3/29 against his dad's Seattle Mariners ... has 32.8% K% and 13.83 K/9.
- 2021: Pitched 22 games for Quad Cities, went 1-0 with eight saves (in 10 chances) and a 3.19 ERA (11 ER in 31.0 IP) and 39 strikeouts ... eight saves ranked tied second in the Royals' system ... 15 of his 22 outings were scoreless, only allowing more than one run three times.
- MISC: Full name is Jonah Seaver Dipoto, after Tom Seaver ... father Jerry Dipoto is currently the General Manager of the Seattle Mariners.

SI, 4SFB, SL, CH

CONSECUTIVE BATTERS RETIRED: 2 (5/20/2022)

SCORELESS STREAK: 3.1 IP (5/12/22 to 5/22/22)

## CAREER HIGHS

IP	5.0	(5x) Last: 9/3/17 vs. Orem
K	7	(2x) Last: 7/1/18 vs. Asheville
BB	3	7/25/17 @ Missoula
H	8	(3x) Last: 9/3/17 vs. Orem
R	7	9/9/17 @ Ogden
NP	95	(8/28/17 @ Ogden
IP	4.0	(3x) Last: 4/21/22 @ Frisco
K	6	7/13/21 @ Myrtle Beach
BB	4	4/9/22 @ Springfield
H	6	(2x) Last: 9/18/21 vs. South Bend
R	8	4/9/22 @ Springfield
NP	60	4/9/22 @ Springfield
IP	6.0	5/14/21 vs. Tulsa
K	11	5/14/21 vs. Tulsa
BB	5	5/12/22 vs. Wichita
H	9	5/21/21 @ Springfield
R	4	(5x) Last: 4/30/22 vs. Amarillo
NP	85	5/8/21 @ Arkansas
IP	7.0	(2x) Last: 6/18/17 vs. Asheville
K	10	5/21/17 @ Charleston
BB	5	(6x) Last: 6/30/21 @ Springfield
H	10	6/18/21 @ San Antonio
R	7	6/18/21 @ San Antonio
NP	96	6/12/21 vs. Greenville
IP	3.1	(2x) Last: 5/7/22 @ Arkansas
K	5	(2x) Last: 4/15/22 vs. Cedar Rapids
BB	4	7/28/21 @ Charleston
H	5	7/11/21 vs. Charleston
R	5	(2x) Last: 4/26/22 vs. Amarillo
NP	51	6/24/21 vs. Myrtle Beach
IP	7.0	(4x) Last: 5/13/22 vs. Wichita
K	9	(3x) Last: 5/13/22 vs. Wichita
BB	5	8/21/21 @ Tulsa
H	7	9/12/21 @ Wichita
R	5	6/10/21 @ Frisco
NP	100	5/20/22 @ Arkansas
IP	6.0	8/31/19 @ Lake County
K	7	(2x) Last: 7/3/19 vs. Lansing
BB	5	7/14/19 @ Peoria
H	11	5/19/19 @ West Michigan
R	8	5/19/19 @ West Michigan
NP	89	8/15/19 @ West Michigan
IP	6.0	(2x) Last: 7/30/21 vs. South Bend
K	10	7/30/21 vs. South Bend
BB	5	4/9/22 @ Springfield
H	12	7/29/19 vs. Missoula
R	9	7/29/19 vs. Missoula
NP	86	7/30/21 vs. South Bend
IP	3.0	(5x) Last: 8/12/21 vs. Beloit
K	6	(5x) Last: 8/12/21 vs. Beloit
BB	5	5/14/21 vs. Wichita
H	5	5/21/22 @ Arkansas
R	4	(4x) 5/21/22 @ Arkansas
NP	56	7/1/21 vs. Cedar Rapids
IP	5.0	6/5/21 vs. Beloit
K	7	(5x) Last: 5/21/22 @ Arkansas
BB	5	6/29/21 vs. Cedar Rapids
H	6	4/29/22 vs. Amarillo
R	5	(2x) Last: 5/30/21 @ Dayton
NP	81	5/5/22 @ Springfield
IP	9.0	7/7/18 vs. Greensboro
K	10	7/7/18 vs. Greensboro
BB	4	9/2/18 vs. Potomac
H	11	(3x) Last: 6/21/18 vs. Charleston
R	9	6/21/18 vs. Charleston
NP	113	7/7/18 vs. Greensboro
IP	7.0	8/30/18 vs. Augusta
K	9	8/30/18 vs. Augusta
BB	5	(2x) Last: 8/1/21 vs. Wichita
H	8	6/22/18 vs. Charleston
R	8	6/22/18 vs. Charleston
NP	95	6/22/18 vs. Asheville
IP	6.0	(6x) Last: 7/21/21 @ Tulsa
K	10	7/20/17 @ DSL Astros Blue
BB	4	(2x) Last: 8/18/18 @ AZL Mariners
H	11	(2x) Last: 7/26/19 @ Princeton
R	9	7/26/19 @ Princeton
NP	88	5/11/21 vs. Cedar Rapids
IP	3.0	(4x) Last: 7/16/21 vs. Cedar Rapids
K	6	5/16/21 vs. Cedar Rapids
BB	4	(2x) Last: 4/8/22 @ Springfield
H	4	6/25/19 @ AZL Padres 1
R	3	(4x) Last: 7/30/21 vs. South Bend
NP	44	(2x) Last: 5/16/21 vs. Cedar Rapids



## STARTING PITCHER SPLITS

PITCHER	GS	W-L	TEAM W-L	R SUPPORT	SUPPORT/START
28 Parrish, Drew	8	4-2	5-3	25	3.13
18 Marsh, Alec	7	0-2	2-5	10	1.43
32 Veneziano, Anthony	7	1-4	3-4	25	3.57
<b>53 Zerpa, Angel</b>	<b>6</b>	<b>1-3</b>	<b>1-5</b>	<b>21</b>	<b>3.50</b>
38 Biasi, Dante	3	0-0	3-0	12	4.00
39 Martinez, Marcelo	3	1-1	2-1	15	5.00
21 Lacy, Asa	2	0-1	1-1	9	4.50
33 Klein, Will	2	0-0	1-1	1	0.50
<b>38</b>				<b>118</b>	<b>3.11</b>

## 1ST PITCH STRIKES

FPS	TBF	% FPS
105	171	61.4%
77	124	62.1%
51	117	43.6%
<b>66</b>	<b>101</b>	<b>65.3%</b>
24	54	44.4%
39	55	70.9%
23	43	53.5%
10	23	43.5%
<b>395</b>	<b>688</b>	<b>57.4%</b>

## 1-2-3 INNINGS

TOTAL	POSSIBLE	% 1-2-3
22	43	51.2%
8	27	29.6%
4	20	20.0%
<b>4</b>	<b>24</b>	<b>16.7%</b>
1	11	9.1%
7	14	50.0%
3	9	33.3%
0	2	0.0%
<b>49</b>	<b>150</b>	<b>32.7%</b>

## NATURALS STARTERS VS. RELIEVERS

STARTERS		RELIEVERS
7-12	W-L	11-8
4.87	ERA	5.67
157.0	INNINGS	177.2
141 (21)	HITS (HR)	186 (23)
92 (85)	R (ER)	121 (112)
83	BB	97
169	K	167
1.43	WHIP	1.59
.235	AVG	.274

## NATURALS RELIEVERS

PITCHER	LAST APPEARANCE (NWA)
<b>38 Biasi, Dante</b>	<b>SAT 5/21 @ Arkansas (4.1 IP)</b>
<b>14 Capps, Holden</b>	<b>THU 5/19 @ Arkansas (1.1 IP)</b>
Cosby, Christian	TUE 4/13 vs. Wichita (2.1 IP)
<b>45 Del Rosario, Yefri</b>	<b>THU 5/19 @ Arkansas (1.2 IP)</b>
<b>55 Dipoto, Jonah</b>	<b>FRI 5/20 @ Arkansas (1.1 IP)</b>
Haake, Zach	TUE 4/19 @ Frisco (2.2 IP)
<b>27 Pennington, Walter</b>	<b>SAT 5/21 @ Arkansas (1.0 IP)</b>
<b>17 Phillips, Zack</b>	<b>SUN 5/22 @ Arkansas (2.2 IP)</b>
Smith, Patrick	THU 5/12 vs. Wichita (0.1 IP)
<b>39 Sotillet, Andres</b>	<b>SUN 4/24 @ Frisco (1.0 IP)</b>
32 Veneziano, Anthony	SAT 5/14 vs. Wichita (4.2 IP)
<b>29 Willeman, Zach</b>	<b>SUN 5/22 @ Arkansas (1.2 IP)</b>
<b>22 Woods Jr., Stephen</b>	<b>SUN 5/22 @ Arkansas (1.1 IP)</b>

## ENTRANCE SITUATION

LEAD	TRAIL	TIED
3	2	-
3	3	2
-	1	1
6	5	-
4	8	-
1	2	-
4	2	3
2	7	-
1	1	1
4	-	1
-	1	-
7	5	2
7	4	1
<b>42</b>	<b>41</b>	<b>11</b>

## INNING ENTERING THE GAME

1	2	3	4	5	6	7	8	9	10+
-	1	-	-	1	2	-	-	-	-
-	-	-	-	3	2	1	-	2	-
-	-	-	1	1	-	-	-	-	-
-	-	1	2	1	3	1	2	1	-
-	-	-	-	-	3	4	3	2	-
-	-	1	-	1	1	-	-	-	-
-	-	-	2	1	-	3	2	-	1
1	1	1	-	3	1	1	1	-	-
-	-	-	-	-	2	1	-	-	-
-	-	-	-	-	1	3	1	-	-
-	1	-	-	-	-	-	-	-	-
-	-	-	-	-	-	1	7	5	1
-	-	-	-	-	2	8	1	1	-
<b>1</b>	<b>3</b>	<b>3</b>	<b>5</b>	<b>11</b>	<b>16</b>	<b>21</b>	<b>19</b>	<b>12</b>	<b>2</b>

## INHERITED RUNNERS

BR INHER.	BR SCORE	% SCORE
3	0	0.0%
3	0	0.0%
3	2	66.7%
8	3	37.5%
11	3	27.3%
3	3	100.0%
8	0	0.0%
7	0	0.0%
-	-	-
3	0	0.0%
3	1	33.3%
3	2	66.7%
4	1	25.0%
<b>59</b>	<b>15</b>	<b>25.4%</b>

## 1-2-3 INNINGS

TOTAL	POSSIBLE	% 1-2-3
5	15	33.3%
2	12	16.7%
1	4	25.0%
4	24	16.7%
4	11	36.4%
2	7	28.6%
5	14	35.7%
5	20	25.0%
-	-	-
3	8	37.5%
1	4	25.0%
7	18	38.9%
2	14	14.3%
<b>41</b>	<b>151</b>	<b>27.2%</b>

## NATURALS PITCHER PICKOFF LOG (4)

	DATE	INNING	PITCHER	RUNNER	BASE	OUT #
1	4/16 vs. Wichita	▲ 3	Ángel Zerpa (1)	Kevin Merrell	1st	1
2	4/28 vs. Amarillo	▲ 3	Ángel Zerpa (2)	Blaze Alexander	2nd	1
3	5/18 @ Arkansas	▼ 6	Zack Phillips (1)	Patrick Frick	1st	2
4	5/21 @ Arkansas	▼ 3	Dante Biasi (1)	Cade Marlowe	2nd	3

## AUTOMATIC BALLS CALLED ON NATURALS PITCHERS (7)

DATE	INNING	UMPIRE	PITCHER	COUNT AT CALL	BATTER RESULT (COUNT)
4/19/2022 @ Frisco	▼ 2	Jake Bruner	Alec Marsh	0-0	Strikeout (1-2)
4/19/2022 @ Frisco	▼ 8	Jake Bruner	Stephen Woods Jr.	3-1	Walk (3-1)
4/21/2022 @ Frisco	▼ 3	Benjamin Engstrand	Anthony Veneziano	1-2	Walk (3-2)
4/26/2022 vs. Amarillo	▼ 3	Tanner Dobson	Drew Parrish	0-0	Popout (1-2)
4/30/2022 vs. Amarillo	▼ 3	Harrison Silverman	Alec Marsh	1-1	Strikeout (3-2)
5/1/2022 vs. Amarillo	▼ 1	Willie Traynor	Drew Parrish	0-2	Popout (1-2)
5/21/2022 @ Arkansas	▼ 1	Chris Presley-Murphey	Will Klein	0-0	Walk



## PLAYER

## QUICK NOTES

## CAREER HIGHS

1 JOHN  
RAVE

**OUTFIELDER** • L/L • 6'0" • 185 • 12/30/1997 (24)  
2019 MLB Draft — Round 5 (Illinois State)  
Born: Canton, Illinois • Resides: Bloomington, Illinois

- **2021:** Named an MiLB.com Organization All-Star in the outfield for Kansas City ... spent the season with Quad Cities (A+), playing in 77 games and hit .252/.352/.453 (70-for-278) ... hit 14 homers and stole 13 bases, making him one of five 13-13 players in the system in 2021.
- **2019:** Assigned to Burlington (R) after being drafted and played 15 games in the Appalachian League before being promoted to Lexington (A) on 7/7, where he finished the season ... combined to slash .234/.326/.320 (54-for-231) across the two levels with 13 XBH and 16 RBI.
- **COLLEGE:** Attended the Illinois State University, where he was a three-year starting center fielder for the Redbirds and played 170 games.

**HIT STREAK:** 2 Games (5/21 to 5/22) .250 (2-for-8), 1 HR

**ON-BASE BASE STREAK:** 2 Games (5/21 to 5/22) .500 (4-for-8), 1 BB

4 RYAN  
GROTJOHN

**INF/OF** • L/R • 6'2" • 175 • 4/25/1995 (26)  
Signed 1/27/2022 as a Minor League Free Agent  
Born: Bakersfield, California • Resides: Scottsdale, Arizona

- **2022:** Started season 0-for-11, first (and only) hit of season was 2nd inning home run on 4/30 vs. Amarillo.
- **2021:** Released by Arizona on 1/8, spent the season in the American Association with the Kansas City Monarchs and was named the American Association All-Star at 2B, slashing .329/.436/.523 (109-for-339) with 10 HR and 60 RBI for the league champions ... led the team in OBP and ranked second on the team in AVG, BB (55) and SB (12)
- **2017-2019:** Spent three seasons in the Diamondbacks' system originally Arizona's 10th-round pick in 2017 ... reached as high as Double-A Jackson in 2018 and 2019 ... won league championships with Jackson and Visalia (A+) in 2019.

**HIT STREAK:**

**ON-BASE BASE STREAK:**

7 BRHET  
BEWLEY

**INF/OF** • R/R • 5'11" • 182 lbs • 1/30/1997 (25)  
2018 MLB Draft — Round 32 (University of San Diego)  
Born: Temecula, California Resides: Winchester, California

- **2022:** Began the season on Injured List, activated by NW Arkansas on 5/3 ... went 2-for-5 in his first game of the season on 5/5 @ SPR, with a solo home run in the sixth inning, his second hit of the day.
- **2021:** Spent most of the season with NW Arkansas (AA), slashing .230/.284/.363 (47-for-204) across 56 games ... out of action for a month, on the Injured List between 8/10 and 9/5 ... appeared at 2nd base, (23 G), 3rd base (23 G), left field (5 G) and DH (5 G), also pitched one inning (7/25).
- **2019:** Spent the entire season with Lexington (A), playing in 60 games, while slashing .252/.356/.307 (51-for-202) with one HR and 17 RBI.

**HIT STREAK:**

**ON-BASE BASE STREAK:**

8 MAIKEL  
GARCIA

**INFIELDER** • R/R • 6'0" • 145 • 3/3/2000 (22)  
Signed 7/27/2016 as an International Free Agent  
Born: Temecula, La Sabana, Venezuela

- Ranked by MLB Pipeline as the No. 20 Royals prospect ... Ranked by *Baseball America* as the No. 28 Royals prospect ... rated as having the "Best Infield Arm" among Royals' prospects in *Baseball America's* 2022 Best Tools survey.
- **2022:** Has reached base in 32 of 35 games, reaching base twice on 24 occasions ... 14-game hitting streak from 4/27 to 5/12: hit .397 with .970 OPS.
- **2021:** Split season between Columbia (A), and Quad Cities (A+), slashed .291/.380/.405 (120-for-480) between the two levels ... ranked third in the Royals' minor league system in average (.291) among qualified hitters and sixth in BABIP (.341) ... fifth in the system in hits (120), tied fourth in steals (35) ... added to KC 40-man roster on 11/19/21.

**HIT STREAK:** 7 Games (5/14 to 5/22) .360 (9-for-25), 3 2B, 13B

**ON-BASE STREAK:** 7 Games (5/14 to 5/22) .360 (9-for-25), 6 BB

9 JAKE  
MEANS

**INFIELDER** • R/R • 6'2" • 215 • 4/14/1996 (26)  
Signed 1/27/2018 as a Non-Drafted Free Agent  
Born/Resides: Olathe, Kansas

- **2021:** Spent the first month and a half of the season with Columbia (A) before a promotion to Quad Cities (A+) on 6/15, where he finished out the season ... combined to slash .222/.343/.429 (76-for-343) over 97 games, with 16 home runs and 52 runs batted in ... assigned to the Surprise Saguaros of the Arizona Fall League after the MiLB season ... across 19 games, slashed .171/.244/.271 (12-for-70) with four doubles.
- **2019:** Assigned to Burlington (R) and played in 60 games for the Royals, slashing .267/.410/.400 (56-for-210) with 17 extra-base hits (five home runs) and 29 runs batted in.
- **MISC:** Younger brother of Baltimore starting pitcher John Means ... attended Gardner Edgerton HS, same high school as Bubba Starling ... college teammates with Clay Dungan.

**HIT STREAK:**

**ON-BASE BASE STREAK:**

11 LOGAN  
PORTER

**CATCHER** • R/R • 6'0" • 200 • 7/12/1995 (26)  
Signed 6/21/2018 as a Non-Drafted Free Agent  
Born: Phoenix, Arizona • Resides: Surprise, Arizona

- **2022:** Has reached in 22 of 24 games ... team-best four HR in May ... Royals system leader in AVG (.318) and OBP (.434), 2nd in OPS (.911), 6th in SLG (.477).
- **2021:** Spent the season with Quad Cities (A+) and slashed .241/.368/.451 (62-for-257) in 77 games ... named a High-A Central post-season All-Star at catcher ... hit a walk-off homer in Game 4 of the High-A Central Championship Series on 9/25 to win 2-1 and force Game 5.
- **2019:** Spent the season with Burlington (R) and led the league in AVG (.352), OBP (.481), SLG (.648) and OPS (1.130), ranked tied for sixth in home runs (9).
- **MISC:** Grew up down the street from Surprise Stadium, was a dabbie for the AZL Royals the summer of 2011 while in high school, also caught bullpens for the team.

**HIT STREAK:**

**ON-BASE BASE STREAK:** 9 Games (5/8 to 5/22) .412 (14-for-34), 3 BB, 2 HBP

12 TUCKER  
BRADLEY

**OUTFIELDER** • L/L • 6'0" • 206 • 5/6/1998 (24)  
Signed 6/23/2020 as a Non-Drafted Free Agent  
Born/Resides: Chickamauga, Georgia

- **2022:** Two of three home runs this season have been GRAND SLAMS, 4/23 @ Frisco and 5/12 vs. Wichita, both in 5th inning, first two of his pro career.
- **2021:** Began his professional career splitting the year between Columbia (A) and Quad Cities (A+) and combined to slash .285/.380/.427 (94-for-330) with 30 extra-base hits and 45 runs batted in ... his .380 OBP ranked fourth among qualified Royals Minor Leaguers, while a .285 average and .807 OPS ranked eighth.
- **2017-2020:** Played collegiately at the University of Georgia, where he slashed .317/.384/.412 (143-for-451) in 125 games with 14 doubles, nine home runs and 62 RBI ... lists his favorite college memory as playing at Baum-Walker Stadium his freshman season.

**HIT STREAK:** 4 Games (5/19 to 5/22) .500 (5-for-10), 1 HR

**ON-BASE BASE STREAK:** 4 Games (5/19 to 5/22) .500 (5-for-10), 4 BB

13 NICK  
LOFTIN

**OUTFIELDER** • R/R • 6'1" • 180 • 9/25/1998 (23)  
Signed 2/22/2022 as a Non-Drafted Free Agent  
Born/Resides: Corpus Christi, Texas

- Ranked by MLB Pipeline as the No. 5 Royals prospect ... Ranked by *Baseball America* as the No. 12 Royals prospect ... rated as having the "Best Strike-Zone Discipline" among Royals' prospects in *Baseball America's* 2021 AND 2022 Best Tools surveys.
- **2022:** Leads the team with 13 multi-hit games and tied for first with seven multi-run games.
- **2021:** Spent his first pro season with Quad Cities (A+) and slashed .289/.374/.464 (103-for-356) across 90 games, named an MiLB.com Organization All-Star at third base ... won the High-A East Central batting title with a .289 average ... hit for the cycle on 8/1, going 5-for-6 at the plate with a walk-off homer in the ninth to complete the cycle.

**HIT STREAK:**

**ON-BASE BASE STREAK:**

16 ROBBIE  
GLENDINNING

**INFIELDER** • R/R • 6'2" • 198 • 10/6/1995 (26)  
Signed 2/22/2022 as a Minor League Free Agent  
Born: Perth, Western Australia • Resides: Kansas City, MO

- **2022:** Reached base in first 15 games of the season, April 8 -29, longest streak on team this season
- **2021:** Did not play, missing the entire year after undergoing Tommy John surgery ... tore his UCL while playing catch in February 2021.
- **2017-2019:** Drafted by Pittsburgh in the 21st Round in 2017 and spent three seasons in the Pirates organization, slashing .274/.361/.417 (174-for-636) across 189 games, reaching as high as Double-A Altoona in 2019 ... named a Florida State League Mid-season All-Star in 2019.
- **COLLEGE:** Transferred to the University of Missouri in 2017 after two years at Northern Iowa Community College.

**HIT STREAK:**

**ON-BASE BASE STREAK:** 2 Games (5/21 to 5/22) .250 (2-for-8), 1 HBP

19 NATE  
EATON

**INF/OF** • R/R • 5'11" • 185 • 12/22/1996 (25)  
2018 MLB Draft — Round 21 (Virginia Military Institute)  
Born/Resides: Chester, Virginia

- Ranked by *Baseball America* as the pre-season No. 35 Royals prospect.
- **2022:** Has made starts at 3B, SS, LF and RF ... only Natural to play four positions this season.
- **2021:** Spent most of the season with Quad Cities (A+), playing 70 games for the River Bandits ... combined with five games of rehab in the Arizona Complex League, hit .243/.350/.368 (66-for-272) with six homers, 39 runs batted in ... named to the Surprise Saguaros of the Arizona Fall League after the MiLB season ended and slashed .317/.352/.463 (26-for-82) across 20 games, named a Rising Star in the Fall League.

**HIT STREAK:**

**ON-BASE BASE STREAK:** 2 Games (5/21 to 5/22) .143 (1-for-7), 1 BB, 1 HBP

25 SEULY  
MATIAS

**OUTFIELDER** • R/R • 6'3" • 225 • 9/4/1998 (23)  
Signed 7/4/2015 as an International Free Agent  
Born/Resides: La Isabela, Dominican Republic

- Ranked by *Baseball America* as the pre-season No. 31 Royals prospect ... rated as having the "Best Outfield" among Royals' prospects in *Baseball America's* Best Tools surveys for five straight years, 2018 to 2022.
- **2021:** Split the season between Quad Cities (A+) and Northwest Arkansas (AA), with a rehab appearance for the ACL Royals Gold, playing in 64 total games with a .213/.309/.511 (50-for-235) slash line ... after the MiLB season, assigned to the Surprise Saguaros of the Arizona Fall League and slashed .188/.287/.425 (15-for-80) but tied for the team lead both with six home runs and 20 runs batted in.

**HIT STREAK:**

**ON-BASE BASE STREAK:**

26 MICHAEL  
MASSEY

**INFIELDER** • L/R • 6'0" • 190 • 3/22/1998 (24)  
2019 MLB Draft — Round 4 (University of Illinois)  
Born: Palos Park, Illinois • Resides: Champaign, Illinois

- Ranked by MLB Pipeline as the No. 21 Royals prospect ... Ranked by *Baseball America* as the No. 15 Royals prospect
- **2022:** Named Texas League Player of the Week for the week of April 25-May 1, hit .4117 with 1.225 OPS ... homered in three straight games, April 22-24 @ FRI.
- **2021:** Spent the entire season with Quad Cities (A+) and slashed .289/.351/.531 (112-for-388) in 99 games ... won the Minor League Gold Glove at second base, with a .989 fielding percentage in 284 total chances, which led ALL MiLB second basemen ... also named an MiLB.com organization All-Star and High-A Central Postseason All-Star ... reached base in 80 of 90 games played for the River Bandits.

**HIT STREAK:** 2 Games (5/21 to 5/22) .250 (2-for-8), 1 2B, 1 HR

**ON-BASE BASE STREAK:** 3 Games (5/20 to 5/22) .200 (2-for-10), 3 BB

44 GAVIN  
STUPIENSKI

**INFIELDER** • L/R • 6'1" • 220 • 3/12/1994 (28)  
Signed 5/5/2022 as a Minor League Free Agent  
Born: Princeton, N.J. • Resides: Wilmington, N.C.

- **2021:** Took one at-bat for the Naturals on 5/21 in Springfield and played two innings in left field, before being assigned to Quad Cities (A+) on 5/25 ... played in 38 games for the River Bandits, making 24 starts at first and slashing .264/.376/.482 (29-for-110) ... after hitting a solo home run in the fourth inning on 9/9 vs. Peoria, pitched the 11th inning and took the loss in an 8-5 defeat.
- **2018-2020:** Played 104 games of Indy Ball for four teams across four different leagues, slashed a collective .273/.368/.349 (76-for-278).
- **2016-2017:** Drafted in the 12th round of the 2016 draft by Arizona, spent two years in the D-backs system, hit .306 (46-for-150) over 47 games.

**HIT STREAK:**

**ON-BASE BASE STREAK:**

H	4	(2x) Last: 8/1/21 vs. South Bend
R	4	8/1/21 vs. South Bend
HR	2	8/5/21 @ Cedar Rapids
RBI	5	(2x) Last: 8/3/21 @ Cedar Rapids
BB	3	4/16/22 vs. Wichita
SB	3	8/22/21 @ South Bend
H	4	(2x) Last: 8/21/18 vs. Peoria
R	4	6/26/18 @ Peoria
HR	1	(13x) Last: 4/30/22 vs. Amarillo
RBI	7	7/27/18 vs. Beloit
BB	3	(2x) Last: 5/14/19 @ Mobile
SB	1	(13x) Last: 8/31/19 vs. Jacksonville
H	3	(4x) Last: 6/11/21 @ Frisco
R	3	8/25/19 @ Augusta
HR	1	(9x) Last: 9/17/21 vs. Springfield
RBI	4	7/20/21 @ Tulsa
BB	3	(3x) Last: 9/1/19 @ Hickory
SB	2	(2x) Last: 7/31/18 @ Pulaski
H	4	(2x) Last: 8/10/21 vs. Beloit
R	4	(2x) Last: 4/8/22 @ Springfield
HR	1	(5x) Last: 9/8/21 vs. Peoria
RBI	3	(4x) Last: 9/8/21 vs. Peoria
BB	3	(5x) Last: 4/13/22 vs. Wichita
SB	3	6/20/19 @ Bristol
H	4	8/12/19 @ Greenville
R	4	7/9/21 @ Wisconsin
HR	1	(21x) Last: 9/18/21 vs. South Bend
RBI	4	(2x) Last: 6/18/21 vs. Wisconsin
BB	3	(3x) Last: 7/9/21 @ Wisconsin
SB	1	(8x) Last: 4/8/22 @ Springfield
H	4	8/6/19 @ Johnson City
R	3	(4x) Last: 8/1/21 vs. South Bend
HR	2	(5x) Last: 9/8/21 @ Beloit
RBI	4	(2x) Last: 8/10/21 vs. Beloit
BB	3	(3x) Last: 4/9/22 @ Springfield
SB	1	8/10/21 vs. Beloit
H	3	(10x) Last: 5/10/22 vs. Wichita
R	3	(3x) Last: 9/8/21 @ South Bend
HR	2	8/10/21 vs. Beloit
BB	5	6/24/21 @ Beloit
RBI	3	8/27/21 vs. Wisconsin
SB	2	(4x) Last: 5/21/22 @ Arkansas
H	5	8/1/21 vs. South Bend
R	4	8/1/21 vs. South Bend
HR	1	(12x) Last: 4/22/22 @ Frisco
BB	5	4/22/22 @ Frisco
RBI	3	(2x) Last: 9/5/21 @ Cedar Rapids
SB	2	4/12/22 vs. Wichita
H	4	5/3/19 vs. Lakeland
R	3	(3x) Last: 5/4/22 @ Springfield
HR	1	(17x) Last: 4/26/22 vs. Amarillo
RBI	4	(3x) Last: 5/21/22 @ Arkansas
BB	3	(2x) Last: 6/17/19 vs. Harrisburg
SB	2	6/3/19 @ Daytona
H	4	(5x) Last: 6/20/19 vs. Greenville
R	3	(16x) Last: 5/21/22 @ Arkansas
HR	1	(16x) Last: 9/3/21 @ Cedar Rapids
RBI	4	(4x) Last: 9/3/21 @ Cedar Rapids
BB	4	7/29/18 @ Ogden
SB	3	5/14/21 vs. Cedar Rapids
H	3	(14x) Last: 5/5/22 @ Springfield
R	3	(3x) Last: 4/27/22 vs. Amarillo
HR	2	(8x) Last: 9/18/21 vs. Springfield
RBI	5	7/23/17 vs. Bristol
BB	3	5/4/22 @ Springfield
SB	1	(17x) Last: 8/28/21 vs. Springfield
H	5	6/26/21 @ Beloit
R	4	(2x) Last: 7/9/21 @ Wisconsin
HR	3	7/14/21 @ Beloit
RBI	5	(2x) Last: 8/19/21 @ South Bend
BB	3	5/8/22 @ Springfield
SB	1	(12x) Last: 8/21/21 @ South Bend
H	4	7/29/21 vs. South Bend
R	3	(2x) Last: 8/28/21 vs. Wisconsin
HR	2	8/19/21 @ South Bend
RBI	4	9/8/21 vs. Peoria
BB	2	(5x) Last: 9/8/21 vs. Peoria
SB	1	(2x) Last: 8/20/16 @ AZL Cubs



So Nice, They Did It Twice (Or More)	Multi-Hit Games					Multi-Run Games					Multi-RBI Games					Multi-BB Games					Multi-K Games					Multi-SB Games				
	2	3	4	5+	T	2	3	4	5+	T	2	3	4	5+	T	2	3	4	5+	T	2	3	4	5+	T	2	3	4	5+	T
7 Brhet Bewley	1	-	-	-	1	-	-	-	-	-	-	-	-	-	-	-	-	-	-	-	1	1	-	-	2	-	-	-	-	-
12 Bradley, Tucker	6	1	-	-	7	6	-	-	-	6	1	1	2	-	4	1	-	-	-	1	1	-	-	1	2	-	-	-	2	-
Cropley, Tyler	-	-	-	-	-	-	-	-	-	-	-	-	-	-	-	-	-	-	-	-	-	-	-	-	-	-	-	-	-	-
19 Eaton, Nathan	5	4	-	-	9	1	2	-	-	3	3	-	-	-	3	2	-	-	-	2	8	-	-	8	1	-	-	-	1	-
8 Garcia, Maikel	9	2	1	-	12	6	1	1	-	8	2	-	-	-	2	6	1	-	-	7	5	1	-	6	2	-	-	-	2	-
16 Glendinning, Robbie	7	-	-	-	7	3	2	-	-	5	5	2	1	-	8	4	-	-	-	4	7	4	-	11	-	-	-	-	-	-
4 Grotjohn, Ryan	1	-	-	-	1	-	-	-	-	-	1	-	-	-	1	-	-	-	-	-	2	1	-	3	-	-	-	-	-	-
13 Loftin, Nick	11	3	-	-	14	5	2	-	-	7	5	-	-	1	6	1	-	-	-	1	2	-	-	2	1	-	-	-	1	-
26 Massey, Michael	6	6	-	-	12	4	-	-	-	4	2	2	2	-	6	1	1	-	-	2	6	1	-	7	-	-	-	-	-	-
25 Matias, Seuly	5	3	-	-	8	1	1	-	-	2	3	3	-	-	6	-	1	-	-	1	12	3	1	16	-	-	-	-	-	-
9 Means, Jake	3	-	-	-	3	2	-	-	-	2	2	1	-	-	3	-	-	-	-	-	6	2	-	8	-	-	-	-	-	-
11 Porter, Logan	7	2	-	-	9	3	-	-	-	3	2	-	-	-	2	2	1	-	-	3	5	-	-	5	-	-	-	-	-	-
1 Rave, John	7	1	-	-	8	2	-	-	-	2	4	3	-	-	7	3	2	-	-	5	8	-	-	8	1	-	-	-	1	-
Rivero, Sebastian	4	1	-	-	5	1	1	-	-	2	2	1	-	-	3	3	-	-	-	3	3	1	-	4	-	-	-	-	-	-
44 Stupiensi, Gavin	1	-	-	-	1	-	-	-	-	-	-	-	-	-	-	-	-	-	-	-	2	-	-	2	-	-	-	-	-	-
	73	23	1	0	97	34	9	1	0	44	32	13	5	1	51	23	6	0	0	29	68	14	1	0	83	7	0	0	0	7

## HITTING STREAKS

PLAYER	CURRENT	LONGEST	DATES/RESULTS								
			START	END	AVG	2B	3B	HR	RBI	OPS	
7 Brhet Bewley	-	-	-	-	(-)						
12 Bradley, Tucker	3	6 (2x)	4/23	4/29	.429	(9- 21)	1	0	1	5	1.139
Cropley, Tyler	-	-	-	-	(-)						
19 Eaton, Nate	-	8	4/23	5/1	.484	(15- 31)	2	0	2	6	1.285
7 Garcia, Maikel	7	14	4/27	5/12	.397	(23- 58)	6	0	0	6	.970
16 Glendinning, Robbie	-	6	4/22	4/29	.391	(9- 23)	4	0	1	6	1.158
4 Grotjohn, Ryan	-	-	-	-	(-)						
13 Loftin, Nick	-	6	5/4	5/10	.480	(12- 24)	4	1	1	6	1.321
26 Massey, Michael	2	6	4/28	5/4	.440	(11- 25)	2	0	2	10	1.243
25 Matias, Seuly	-	3 (2x)	5/3	5/5	.667	(6- 9)	1	1	1	4	2.066
9 Means, Jake	-	3 (2x)	4/28	5/1	.364	(4- 11)	1	0	1	3	1.144
11 Porter, Logan	-	5	5/8	5/14	.500	(10- 20)	1	0	3	4	1.545
1 Rave, John	2	5	5/3	5/8	.368	(7- 19)	0	0	0	5	.797
Rivero, Sebastian	-	5	4/20	4/27	.333	(8- 24)	3	0	2	6	1.028
44 Stupiensi, Gavin	-	-	-	-	(-)						

BOLD indicates longest streak in 2022 among active players

## ON-BASE STREAKS

	CURRENT	LONGEST	DATES/RESULTS									
			START	END	AVG	2B	HR	BB	HBP	OBP		
7	-	-	-	-	( - )	-	-	-	-	-	-	-
12	4	6 (2x)	4/23	4/29	.429 (9 - 21)	1	1	3	1	.520	-	-
	-	-	-	-	( - )	-	-	-	-	-	-	-
19	2	8 (2x)	4/23	5/1	.484 (15 - 31)	2	2	3	1	.543	-	-
7	7	14	4/27	5/12	.397 (23 - 58)	6	0	8	0	.470	-	-
16	2	15	4/8	4/29	.300 (15 - 50)	5	2	13	1	.453	-	-
4	-	2	4/27	4/30	.333 (1 - 3)	0	1	1	0	.500	-	-
13	-	7	4/16	4/24	.259 (7 - 27)	0	2	7	0	.412	-	-
26	3	8	4/8	4/17	.265 (9 - 34)	3	0	3	0	.316	-	-
25	-	6	4/8	4/15	.375 (9 - 24)	2	0	1	0	.385	-	-
9	-	4 (2x)	5/8	5/14	.286 (4 - 14)	3	0	2	0	.375	-	-
11	9	12	4/16	5/5	.293 (12 - 41)	0	1	9	0	.420	-	-
1	2	8	4/16	4/26	.261 (6 - 23)	2	2	12	0	.514	-	-
	-	9	4/20	5/4	.342 (13 - 38)	5	3	2	1	.381	-	-
44	-	-	-	-	( - )	-	-	-	-	-	-	-

Italics indicates longest personal streak is active

## PITCHES/PLATE APPEARANCE &amp; PLATE APPEARANCE DEPTH

PLAYER	AVG. P/PA	TOTAL PA	TOTAL P	LONGEST PA (#)	DATE	INN.	PITCHER	RESULT
7	Bewley, Brhet	4.24	17	72	7 (2x)	May 19	▲ 7 Connor Jones (ARK)	Double Play (6-4-3)
12	Bradley, Tucker	3.60	114	410	7 (9x)	May 21	▲ 3 Stephen Kolek (ARK)	Walk
	Cropley, Tyler	3.67	9	33	6	April 15	▼ 5 Simeon Woods Richardson (WCH)	Groundout (5-3)
19	Eaton, Nate	3.81	150	572	8 (2x)	May 22	▲ 6 Peyton Alford (ARK)	Strikeout Swinging
7	Garcia, Maikel	3.98	174	692	9	May 3	▲ 9 Michael Brettell (SPR)	Strikeout Swinging
16	Glendinning, Robbie	4.23	133	563	11	May 18	▲ 5 Taylor Dollard (ARK)	Groundout (6-3)
4	Grotjohn, Ryan	4.00	21	84	9	April 10	▲ 6 Michael Brettell (SPR)	Walk
13	Loftin, Nick	3.39	158	535	8	April 20	▲ 9 Lucas Jacobsen (FRI)	Walk
26	Massey, Michael	3.92	166	650	10 (3x)	May 12	▼ 6 Louie Varland (WCH)	Home Run (Solo)
25	Matias, Seuly	3.74	133	497	9	May 5	▲ 7 Cory Thompson (SPR)	Single
9	Means, Jake	3.91	100	391	9	May 8	▲ 9 Freddy Pacheco (SPR)	Strikeout Swinging
11	Porter, Logan	4.04	105	424	9 (2x)	May 10	▼ 4 Steven Klimek (WCH)	Single
1	Rave, John	4.24	145	615	8	April 16	▼ 7 Steven Cruz (WCH)	Walk
	Rivero, Sebastian	3.75	83	311	11	April 22	▲ 9 Lucas Jacobsen (FRI)	Flyout (F9)
44	Stupiensi, Gavin	3.43	14	48	3	April 21	▲ 9 Sean Chandler (FRI)	Flyout (F9)
		3.87	1,522	5,897				

## PINCH HITTING LOG

DATE	INNING	PINCH HITTER	HITTING FOR	RESULT
4/15/2022 vs. Wichita	▼ 9	John Rave	Tyler Cropley	Groundout (3-1)
4/16/2022 vs. Wichita	▼ 8	Maikel Garcia	Ryan Grotjohn	Lineout (L7)
4/17/2022 vs. Wichita	▼ 6	Sebastian Rivero	Tyler Cropley	Single
4/19/2022 @ Frisco	▲ 9	Tucker Bradley	Jake Means	Strikeout Looking
4/21/2022 @ Frisco	▲ 9	Ryan Grotjohn	Logan Porter	Strikeout Swinging
4/21/2022 @ Frisco	▲ 9	Gavin Stupiensi	Jake Means	Flyout (F9)
4/22/2022 @ Frisco	▲ 9	Ryan Grotjohn	Michael Massey	Strikeout Swinging
4/26/2022 vs. Amarillo	▼ 8	Tucker Bradley	Jake Means	Flyout (F8)
4/27/2022 vs. Amarillo	▼ 8	Gavin Stupiensi	Logan Porter	Strikeout Swinging
4/30/2022 vs. Amarillo	▼ 9	Robbie Glendinning	Ryan Grotjohn	Strikeout Swinging
5/18/2022 @ Arkansas	▲ 9	Tucker Bradley	Jake Means	RBI Groundout (3U)
5/19/2022 @ Arkansas	▲ 9	Ryan Grotjohn	Logan Porter	Flyout (F7)

## Naturals Pinch Hitters: 1-for-12

Most-Used Pinch Hitter:

Tucker Bradley &amp; Ryan Grotjohn (3x)

Most Frequently Pinch-Hit For

Jake Means (4x)

## NATURALS 10-PITCH AT-BAT LOG (7)

DATE	INNING	PITCHES	BATTER	PITCHER	RESULT
April 10 @ Springfield	▲ 7	10	Michael Massey	Sean Kealey	Walk
April 16 vs. Wichita	▼ 7	12	John Rave	Steven Cruz	Walk
April 22 @ Frisco	▲ 9	11	Sebastian Rivero	Lucas Jacobsen	Flyout (F9)
April 22 @ Frisco	▲ 7	10	Michael Massey	Nick Staff	Walk
May 13 vs. Wichita	▼ 6	10	Michael Massey	Louie Varland	HOME RUN
May 17 @ Arkansas	▲ 5	10	John Rave	Peyton Alford	Walk
May 18 @ Arkansas	▲ 5	11	Robbie Glendinning	Taylor Dollard	Groundout (5-3)

## AUTOMATIC STRIKES CALLED ON NATURALS HITTERS (2)

DATE	INNING	UMPIRE	HITTER	COUNT AT CALL	BATTER RESULT (COUNT)
4/15/2022 vs. Wichita	▼ 1	Isaias Barba	Maikel Garcia	0-0	Strikeout (2-2)
4/21/2022 @ Frisco	▲ 9	Benjamin Engstrand	Gavin Stupiensi	1-0	Flyout, F9 (1-1)

HR #	PLAYER (SEASON NO.)	GM # -- DATE	OPPONENT	DIRECTION	ON BASE	INNING	OUTS	COUNT	SCORE	FINAL
1	Jake Means (1)	3 -- 4/10/2022	@ Springfield	RCF	1	2	2	1-1	2-3	L, 10-5
2	John Rave (1)	10 -- 4/19/2022	@ Frisco	RF	1	3	1	2-2	2-0	L, 4-3
3	Robbie Glendinning (1)	11 -- 4/20/2022	@ Frisco	LCF	0	2	2	3-1	1-0	W, 7-2
4	Nick Loftin (1)	11 -- 4/20/2022	@ Frisco	LCF	1	3	1	0-0	3-1	W, 7-2
5	Seuly Matias (1)	11 -- 4/20/2022	@ Frisco	LF	1	5	1	1-1	5-2	W, 7-2
6	John Rave (2)	12 -- 4/21/2022	@ Frisco	LCF	0	2	1	2-1	1-0	L, 12-2
7	Seuly Matias (2)	12 -- 4/21/2022	@ Frisco	LCF	0	4	0	0-2	2-7	L, 12-2
8	Michael Massey (1)	13 -- 4/22/2022	@ Frisco	LCF	1	1	1	1-1	2-0	W, 11-2
9	Nick Loftin (1)	13 -- 4/22/2022	@ Frisco	LCF	3	2	2	0-0	6-0	W, 11-2
10	Tucker Bradley (1)	14 -- 4/23/2022	@ Frisco	LCF	3	5	1	2-1	9-0	W, 12-4
11	Michael Massey (2)	14 -- 4/23/2022	@ Frisco	CF	0	8	1	0-2	11-3	W, 12-4
12	Nate Eaton (1)	14 -- 4/23/2022	@ Frisco	LCF	0	9	0	3-2	12-3	W, 12-4
13	Michael Massey (3)	15 -- 4/24/2022	@ Frisco	RCF	0	4	0	1-0	1-2	W, 4-3
14	Robbie Glendinning (2)	16 -- 4/26/2022	vs. Amarillo	LCF	2	11	2	1-1	5-6	L, 6-5
15	Seuly Matias (3)	17 -- 4/27/2022	vs. Amarillo	LF	0	2	0	0-0	2-2	W, 12-6
16	Sebastian Rivero (1)	17 -- 4/27/2022	vs. Amarillo	LF	0	4	0	0-1	3-3	W, 12-6
17	Sebastian Rivero (2)	17 -- 4/27/2022	vs. Amarillo	LF	1	6	2	0-0	12-5	W, 12-6
18	Jake Means (2)	18 -- 4/28/2022	vs. Amarillo	LF	0	3	0	0-1	1-0	L, 9-5
19	Nate Eaton (2)	19 -- 4/29/2022	vs. Amarillo	LF	0	2	0	1-0	1-0	W, 8-7
20	Sebastian Rivero (3)	20 -- 4/30/2022	vs. Amarillo	RCF	0	2	2	1-1	1-2	L, 7-5
21	Ryan Grotjohn (1)	20 -- 4/30/2022	vs. Amarillo	RCF	1	2	2	3-2	3-2	L, 7-5
22	Michael Massey (4)	20 -- 4/30/2022	vs. Amarillo	RCF	1	3	1	1-2	5-2	L, 7-5
23	Logan Porter (1)	21 -- 5/1/2022	vs. Amarillo	LF	1	2	1	0-1	3-1	W, 9-5
24	Robbie Glendinning (3)	21 -- 5/1/2022	vs. Amarillo	LF	1	3	2	0-0	5-2	W, 9-5
25	Michael Massey (5)	21 -- 5/1/2022	vs. Amarillo	RF	2	7	0	1-2	8-2	W, 9-5
26	Robbie Glendinning (4)	23 -- 5/4/2022	@ Springfield	LF	1	5	0	1-0	7-1	W, 13-3
27	Seuly Matias (4)	24 -- 5/5/2022	@ Springfield	LCF	0	5	1	1-1	2-4	W, 9-6
28	Brhet Bewley (1)	24 -- 5/5/2022	@ Springfield	LCF	0	6	0	1-0	3-5	W, 9-6
29	Tucker Bradley (2)	24 -- 5/5/2022	@ Springfield	RF	0	6	0	2-2	4-5	W, 9-6
30	Nick Loftin (3)	24 -- 5/5/2022	@ Springfield	LCF	1	7	1	1-1	9-5	W, 9-6
31	Nate Eaton (3)	27 -- 5/8/2022	@ Springfield	LCF	0	2	0	1-0	1-0	W, 9-5
32	Logan Porter (2)	27 -- 5/8/2022	@ Springfield	LF	0	5	0	2-0	2-0	W, 9-5
33	Seuly Matias (5)	28 -- 5/10/2022	vs. Wichita	LCF	2	3	2	0-1	4-0	W, 7-4
34	Robbie Glendinning (5)	28 -- 5/10/2022	vs. Wichita	LF	0	8	1	0-2	7-4	W, 7-4
35	Logan Porter (3)	29 -- 5/11/2022	vs. Wichita	LCF	0	7	0	3-1	1-3	L, 4-3
36	Michael Massey (6)	30 -- 5/12/2022	vs. Wichita	LF	0	6	0	3-2	4-4	L, 10-4
37	Tucker Bradley (3)	31 -- 5/13/2022	vs. Wichita	RCF	3	5	0	0-0	4-0	W, 7-0
38	Nick Loftin (4)	31 -- 5/13/2022	vs. Wichita	LF	1	7	2	3-1	7-0	W, 7-0
39	Logan Porter (4)	32 -- 5/14/2022	vs. Wichita	RCF	0	2	2	2-2	1-4	L, 7-6
40	Michael Massey (7)	37 -- 5/21/2022	@ Arkansas	RF	2	3	1	0-0	4-4	W, 11-4
41	John Rave (3)	38 -- 5/22/2022	@ Arkansas	RF	2	3	2	1-1	5-0	W, 1

# HOME RUN BREAKDOWN

[illegible]

## INNING DISTRIBUTION

1st Inning	2nd Inning	3rd Inning	4th Inning	5th Inning	6th Inning	7th Inning	8th Inning	9th Inning	10th Inning	11th Inning
1	11	8	3	7	4	4	2	1	0	1

Back-to-Back Homers (1)		2-Homer Games (1)		3-Homer Games (0)		Grand Slams (3)	
Players	Date/Opponent (INN.)	Player (Career No.)	Date/Opponent	Player (Career No.)	Date/Opponent	Player (Career No.)	Date/Opponent (INN.)
Brhet Bewley & Tucker Bradley	5/5 @ Springfield (6th)	Sebastian Rivero (1st)	4/27 vs. Amarillo			Nick Loftin (2nd)	4/22 @ Frisco (2nd)
						Tucker Bradley (1st)	4/23 @ Frisco (5th)
						Tucker Bradley (2nd)	5/13 vs. Wichita (5th)

LEADOFF HOMERS (0)		INSIDE-THE PARK HOMERS (0)		PINCH-HIT HOMERS (0)		WALK-OFF HOMERS (0)	
PLAYER (CAREER NO.)	DATE/OPPONENT	PLAYER (CAREER NO.)	DATE/OPPONENT (INN.)	PLAYER (CAREER NO.)	DATE/OPPONENT (INN.)	PLAYER (CAREER NO.)	DATE/OPPONENT

HOME RUN SITUATION	# OF	DATE OF LAST	BATTER ('22 HR #)	PITCHER	COUNT	RUNNERS ON	OUTS	INNING	SCORE @ HR	FINAL
GO-AHEAD HOME RUN	11	May 13 vs. Wichita	Tucker Bradley (3)	Simeon Woods Richardson	0-0	3	0	▼ 5	4-0	W, 7-0
GAME-TYING HOME RUN	4	May 21 @ Arkansas	Michael Massey (7)	Stephen Kolek	0-0	2	1	▲ 3	4-4	W, 11-4 (8)

## OPPOSING HOME RUN BREAKDOWN

BACK-TO-BACK HOMERS (2)		2-HOMER GAMES (2)		3-HOMER GAMES (0)		GRAND SLAMS (1)	
PLAYERS	DATE/OPPONENT (INN.)	PLAYER (CAREER NO.)	DATE/OPPONENT	PLAYER (CAREER NO.)	DATE/OPPONENT	PLAYER	DATE/OPPONENT (INN.)
Leandro Cedeño & Jorge Barrosa	5/1 vs. Amarillo (8th)	Dio Arias (1st)	4/21 @ Frisco			Justin Foscue	4/21 @ Frisco (3rd)
Alex Isola & Andrew Bechtold	5/10 vs. Wichita (4th)	Leandro Cedeño (4th)	4/30 vs. Amarillo				

LEADOFF HOMERS (1)		INSIDE-THE PARK HOMERS (0)		PINCH-HIT HOMERS (0)		WALK-OFF HOMERS (0)	
PLAYER	DATE/OPPONENT	PLAYER	DATE/OPPONENT (INN.)	PLAYER	DATE/OPPONENT (INN.)	PLAYER	DATE/OPPONENT
Jonathan Ornelas	4/24@ Frisco						



## AFTER-INNING RECORDS

## LEADING TRAILING TIED

AFTER 1 INNING 6-3 2-9 9-9

AFTER 2 INNINGS 7-4 3-10 7-7

AFTER 3 INNINGS 11-5 3-12 4-3

AFTER 4 INNINGS 12-5 3-11 3-4

AFTER 5 INNINGS 16-3 2-14 0-3

AFTER 6 INNINGS 17-3 1-13 0-4

AFTER 7 INNINGS 17-1 0-16 1-3

AFTER 8 INNINGS 17-0 0-17 1-3

## NATURALS BIG INNINGS

## DATE INNING RUNS

1. 4/12 vs. Wichita 1st Inning 8

2. 4/27 vs. Amarillo 4th Inning 7

3. 5/4 @ Springfield 9th Inning 6

4. 5/5 @ Springfield 6th Inning 5

5/4 @ Springfield 3rd Inning 5

4/22 @ Frisco 3rd Inning 5

4/9 @ Springfield 8th Inning 5

## SCORE BY INNINGS

	1	2	3	4	5	6	7	8	9	10	11+	TOTAL
Naturals	19	22	44	20	43	19	28	15	20	1	4	235
Opponents	22	28	29	14	25	26	28	24	9	3	5	213
<b>Difference</b>	<b>-3</b>	<b>-6</b>	<b>15</b>	<b>6</b>	<b>18</b>	<b>-7</b>	<b>0</b>	<b>-9</b>	<b>11</b>	<b>-2</b>	<b>-1</b>	<b>22</b>

## SCORE BY INNINGS V. MIDLAND

	1	2	3	4	5	6	7	8	9	10	11+	TOTAL
Naturals	0	0	0	0	0	0	0	0	0	0	0	0
RockHounds	0	0	0	0	0	0	0	0	0	0	0	0
<b>vs. Midland Difference</b>	<b>0</b>	<b>0</b>	<b>0</b>	<b>0</b>	<b>0</b>	<b>0</b>	<b>0</b>	<b>0</b>	<b>0</b>	<b>0</b>	<b>0</b>	<b>0</b>

## MULTI-RUN INNINGS

	2	3	4	5	6	7	8	9	10+	TOTAL
Naturals	21	13	13	4	1	1	1	-	-	54
Opponents	30	13	5	3	2	1	-	-	-	54

## RECORD BY RUNS SCORED/ALLOWED

RUNS	0	1	2	3	4	5	6	7	8	9	10	11+
SCORED	0-1	0-4	0-2	0-2	2-2	0-6	0-2	3-0	3-0	3-0	1-0	6-1
ALLOWED	2-0	0-0	2-2	2-0	2-4	4-3	3-2	1-4	1-0	0-1	0-2	0-3

## RECORD BY MARGIN OF VICTORY/DEFEAT

1 Run	2 Runs	3 Runs	4 Runs	5 Runs	6 Runs	7 Runs	8 Runs	9 Runs	10+ Runs
2-9	1-2	4-1	3-2	2-2	1-2	2-1	1-0	1-0	1-1

## 2022 WALK-OFF TRACKER

GAME #	DATE	OPPONENT	FINAL (INN.)	PLAYER	WINNING RUN	PITCHER	HOW	OUTS	COUNT
33	May 18	@ Arkansas	L, 7-5 (10)	Zach DeLoach	Jack Larsen	Walter Pennington	RBI single to right field	2	0-1

*Bold Indicates Naturals Walk-off*

## 2022 NATURALS EJECTIONS

DATE	INNING	WHO	WHY	UMPIRE
------	--------	-----	-----	--------

## 2022 NATURALS MONTH BY MONTH

## HITTING

MONTH	AVG	G	AB	R	H	TB	2B	3B	HR	RBI	SB	CS	SO	BB	IBB	HBP	SAC	SF	GIDP	OBP	SLG	OPS
APRIL	.261	20	690	126	180	291	37	4	22	112	32	5	183	97	1	11	4	9	14	.357	.422	.779
MAY	.273	18	626	109	171	270	31	4	20	104	25	6	158	59	1	8	7	10	12	.339	.431	.770
JUNE																						
JULY																						
AUGUST																						
SEPTEMBER																						
TOTAL	.267	38	1316	235	351	561	68	8	42	216	57	11	341	156	2	19	11	19	26	.348	.426	.774

## PITCHING

MONTH	ERA	W	L	G	SHO	SV	IP	H	R	ER	BB	SO	2B	3B	HR	WP	HBP	BK	GIDP	TBF	AVG	WHIP
APRIL	5.98	9	11	20	0	3	179.0	194	127	119	87	158	35	3	25	17	11	1	17	810	.276	1.57
MAY	4.51	9	9	18	2	2	155.2	133	86	78	93	178	31	3	19	7	7	1	10	680	.230	1.45
JUNE																						
JULY																						
AUGUST																						
SEPTEMBER																						
TOTAL	5.30	18	20	38	2	5	334.2	327	213	197	180	336	66	6	44	24	18	2	27	1,490	.255	1.51



## HOME/AWAY

Home Games.....	7-10
Away Games.....	11-10

## MONTH

April.....	9-11
May.....	9-9
June.....	
July.....	
August.....	
September.....	

## OPPONENT

vs. Amarillo.....	3-3
vs. Arkansas.....	2-4
vs. Corpus Christi.....	
vs. Frisco.....	4-2
vs. Midland.....	
vs. San Antonio.....	
vs. Springfield.....	5-4
vs. Tulsa.....	
vs. Wichita.....	4-7

## DAY OF THE WEEK

on Monday.....	
on Tuesday.....	2-4
on Wednesday.....	4-2
on Thursday.....	1-5
on Friday.....	4-3
on Saturday.....	3-4
on Sunday.....	4-2

## PITCHING

vs. Left-Handed Starter.....	4-0
vs. Right-Handed Starter.....	14-20
WITH Left-Handed Starter.....	15-14
WITH Right-Handed Starter.....	3-6

## SCORING

1-Run Games.....	2-9
2-Run Games.....	1-2
3-4-Run Games.....	7-3
5+-Run Games.....	8-6
Extra Innings.....	0-3
Shutouts.....	2-1
Doubleheaders.....	
Scoring 0-2 Runs.....	0-7
3-5 Runs.....	2-10
6-9 Runs.....	9-2
10+ Runs.....	7-1
Opponent 0-2 Runs.....	4-2
3-5 Runs.....	9-6
6-9 Runs.....	5-7
10+ Runs.....	0-5
Scored in 1st Inning.....	6-3
Opponent scored in 1st.....	2-9
Scores first.....	14-6
Opponent scores first.....	4-14

## HITTING

Naturals 0-5 hits.....	0-8
6-9 hits.....	5-8
10+ hits.....	13-4
Opponent 0-5 hits.....	4-1
6-9 hits.....	10-8
10+ hits.....	4-11
Hit 0 home runs.....	4-11
1 home run.....	4-7
2 home runs.....	5-1
3+ home runs.....	5-1
Opponent hit 0 home runs.....	5-5
1 home run.....	7-8
2 home runs.....	6-4
3+ home runs.....	0-3
Out-hit opponent.....	17-4
Out-hit by opponent.....	0-14
Hits are tied.....	1-2
Leave 0-5 runners on base.....	4-4
6-9 on base.....	10-12
10+ on base.....	4-4

## FIELDING

Made 0 errors.....	13-7
1 error.....	4-7
2+ errors.....	1-6
Opponent made 0 errors.....	5-7
1 error.....	7-6
2+ errors.....	6-6

## TEAM HIGHS

LONGEST WIN STREAK.....	3 Games (2x)	Last: May 7-8, May 10
LONGEST LOSING STREAK.....	5 Games (2x)	May 14, May 17-20
LONGEST HOME WINNING STREAK.....	2 Games (2x)	Last: May 1, May 10
LONGEST HOME LOSING STREAK.....	5 Games	April 14-17, 26
LONGEST ROAD WINNING STREAK.....	4 Games	May 17-20
LONGEST ROAD LOSING STREAK.....	3 Games (2x)	Last: May 17-19
LARGEST MARGIN OF VICTORY.....	10 Runs	May 4 @ Springfield, 13-3 W
LARGEST MARGIN OF DEFEAT.....	10 Runs	April 21 @ Frisco, 12-2 L
LONGEST GAME, INNINGS.....	11 Innings	April 26 vs. Amarillo, 6-5 L
LONGEST GAME, TIME.....	3:55	April 8 @ Springfield, 11-8 W
LONGEST 9-INNING GAME, TIME (PRE-PITCH CLOCK).....	3:55	April 8 @ Springfield, 11-8 W
LONGEST 9-INNING GAME, TIME (POST-PITCH CLOCK).....	2:52	May 14 vs. Wichita, 7-6 L
SHORTEST 9-INNING GAME, TIME.....	2:04	May 7 @ Springfield, 4-0 W
SHORTEST GAME, TIME.....	2:04	May 7 @ Springfield, 4-0 W
LARGEST COMEBACK WIN.....	4 Runs (3x)	Last: After the 1st inning, May 21 @ Arkansas, 11-4 W (8)
LARGEST MARGIN OF LEAD SURRENDERED (LOSS).....	5 Runs	After the top of the 5th inning, May 17 @ Arkansas, 7-6 L (10)
MOST ERRORS, TEAM.....	2 (7x)	Last: May 12 vs. Wichita, 10-4 L
MOST ERRORS, PLAYER.....	1 (23x)	Last: John Rave, May 22 @ Arkansas, 10-5 W
LARGEST CROWD, HOME.....	5,857	April 30 vs. Amarillo, 7-5 L
SMALLEST CROWD, HOME.....	1,950	April 17 vs. Wichita, 5-1 L
LARGEST CROWD, ROAD.....	6,777	April 23 @ Frisco, 12-4 W
WARMEST FIRST PITCH.....	90°	May 19 @ Arkansas, 5-0 L
COLDEST FIRST PITCH.....	42°	April 8 @ Springfield, 11-8 W

## OFFENSIVE HIGHS

MOST RUNS SCORED, GAME.....	13	May 4 @ Springfield, 13-3 W
MOST RUNS SCORED, INNING.....	8	1st inning, April 12 vs. Wichita, 8-6 W
FEWEST HITS, GAME.....	2 (2x)	Last: April 21 @ Frisco, 12-2 L
MOST HITS, GAME.....	17 (2x)	May 5 @ Springfield, 9-6 W
MOST DOUBLES, GAME.....	5 (2x)	Last: May 4 @ Springfield, 13-3 W
MOST TRIPLES, GAME.....	1 (7x)	Last: May 7 @ Springfield, 4-0 W
MOST HOME RUNS, GAME.....	4	May 5 @ Springfield, 9-6 W
MOST RBI, GAME.....	13	May 4 @ Springfield, 13-3 W
MOST RUNNERS LOB, GAME.....	12	April 16 vs. Wichita, 6-5 L (10)
MOST TOTAL BASES, GAME.....	32	May 5 @ Springfield, 9-6 W
MOST WALKS, GAME.....	9 (3x)	May 4 @ Springfield, 13-3 W
MOST STRIKEOUTS, GAME.....	15	April 14 vs. Wichita, 7-1 L
FEWEST STRIKEOUTS, GAME.....	3	May 8 @ Springfield, 9-5 W
MOST STOLEN BASES, GAME.....	5 (2x)	Last: May 21 @ Arkansas, 11-4 W (8)
MOST HIT BY PITCHES.....	3	April 27 vs. Amarillo, 12-6 W

## INDIVIDUAL OFFENSIVE HIGHS

MOST RUNS, GAME.....	4, Maikel Garcia ^	April 8 @ Springfield, 11-8 W
MOST HITS, GAME.....	4, Maikel Garcia.....	May 1 vs. Amarillo, 9-5 W
MOST DOUBLES, GAME.....	3, Nick Loftin ^	May 4 @ Springfield, 13-3 W
MOST TRIPLES, GAME.....	1 (7x)	Last: Tucker Bradley, May 7 @ Springfield, 4-0 W
MOST HOME RUNS, GAME.....	2, Sebastian Rivero.....	April 27 vs. Amarillo, 12-6 W
MOST RBI, GAME.....	5, Nick Loftin.....	April 22 @ Frisco, 11-2 W
MOST WALKS, GAME.....	3 (6x)	Last: John Rave, May 17 @ Arkansas, 7-6 L (10)
MOST STRIKEOUTS, GAME.....	4, Seuly Matias.....	May 20 @ Arkansas, 2-1 L
MOST STOLEN BASES, GAME.....	2 (7x)	Last: Tucker Bradley, May 21 @ Arkansas, 11-4 W (8)
MOST HIT BY PITCHES, GAME.....	2, Nick Loftin.....	April 27 vs. Amarillo, 12-6 W

## PITCHING HIGHS

MOST RUNS ALLOWED, GAME.....	14	April 9 @ Springfield, 14-11 L
MOST RUNS ALLOWED, INNING.....	7	3rd inning, April 21 @ Frisco, 12-2 L
FEWEST HITS ALLOWED, GAME.....	3	May 7 @ Springfield, 4-0 W
MOST HITS ALLOWED, GAME.....	16	April 16 vs. Wichita, 6-5 L (10)
FEWEST STRIKEOUTS, GAME.....	0 ^	April 10 @ Springfield, 10-5 L
MOST STRIKEOUTS, GAME.....	16 (2x)	Last: May 12 vs. Wichita, 10-4 L
FEWEST WALKS ALLOWED, GAME.....	0	May 13 vs. Wichita, 7-0 W
MOST WALKS ALLOWED, GAME.....	13 ^	May 3 @ Springfield, 12-5 L
MOST HOME RUNS ALLOWED, GAME.....	3 (3x)	Last: April 30 vs. Amarillo, 7-5 L

## INDIVIDUAL PITCHING HIGHS

MOST RUNS ALLOWED, GAME.....	8, Zack Phillips.....	April 9 @ Springfield, 14-11 L
MOST EARNED RUNS ALLOWED, GAME.....	8, Zack Phillips.....	April 9 @ Springfield, 14-11 L
FEWEST HITS ALLOWED, GAME (STARTER).....	0, Anthony Veneziano (0.2 IP)	April 9 @ Springfield, 14-11 L
MOST HITS ALLOWED, GAME.....	8, Anthony Veneziano.....	April 21 @ Frisco, 12-2 L
MOST HOME RUNS ALLOWED, GAME.....	3, Alec Marsh.....	April 30 vs. Amarillo, 7-5 L
MOST STRIKEOUTS.....	10, Alec Marsh.....	May 19 @ Arkansas, 5-0 L
MOST WALKS ALLOWED, GAME.....	6, Marcelo Martinez.....	May 10 vs. Wichita, 7-4 W
MOST INNINGS PITCHED, STARTER.....	7.0, Drew Parrish (2x)	Last: May 13 vs. Wichita, 7-0 W
MOST PITCHES THROWN, STARTER.....	100, Drew Parrish.....	May 20 @ Arkansas, 2-1 L
MOST INNINGS PITCHED, RELIEVER.....	4.2, Anthony Veneziano.....	May 14 vs. Wichita, 7-6 L
MOST PITCHES THROWN, RELIEVER.....	70, Anthony Veneziano.....	May 14 vs. Wichita, 7-6 L

^ Indicates All-Time Naturals Record Tied

\* Indicates All-Time Naturals Record Set





17

## GAME-BY-GAME STARTERS (BY LINEUP)



DATE	OPPONENT	RESULT	1	2	3	4	5	6	7	8	9
4/8	@ Springfield	W, 11-8	Maikel Garcia	Nick Loftin	Michael Massey	Seuly Matias	Sebastian Rivero	Robbie Glendinning	Nate Eaton	Jake Means	John Rave
4/9	@ Springfield	L, 14-11	Maikel Garcia	Nick Loftin	Michael Massey	Seuly Matias	Sebastian Rivero	Robbie Glendinning	Nate Eaton	Logan Porter	John Rave
4/10	@ Springfield	L, 10-5	Maikel Garcia	John Rave	Michael Massey	Seuly Matias	Nate Eaton	Ryan Grotjohn	Jake Means	Tyler Cropley	Tucker Bradley
4/12	WICHITA	W, 8-6	Maikel Garcia	Nick Loftin	Michael Massey	Seuly Matias	Sebastian Rivero	John Rave	Nate Eaton	Jake Means	Tucker Bradley
4/13	WICHITA	W, 8-5	Maikel Garcia	Nick Loftin	Michael Massey	Seuly Matias	Sebastian Rivero	John Rave	Robbie Glendinning	Logan Porter	Tucker Bradley
4/14	WICHITA	L, 7-1	Maikel Garcia	Nick Loftin	John Rave	Jake Means	Sebastian Rivero	Nate Eaton	Robbie Glendinning	Ryan Grotjohn	Tucker Bradley
4/15	WICHITA	L, 4-2	Maikel Garcia	Nick Loftin	Michael Massey	Seuly Matias	Nate Eaton	Jake Means	Robbie Glendinning	Tyler Cropley	Tucker Bradley
4/16	WICHITA	L, 6-5 (10)	Nick Loftin	John Rave	Michael Massey	Jake Means	Sebastian Rivero	Nate Eaton	Ryan Grotjohn	Logan Porter	Tucker Bradley
4/17	WICHITA	L, 5-1	Maikel Garcia	John Rave	Michael Massey	Seuly Matias	Nate Eaton	Robbie Glendinning	Logan Porter	Tyler Cropley	Tucker Bradley
4/19	@ Frisco	L, 4-3	Maikel Garcia	Nick Loftin	Michael Massey	Seuly Matias	Sebastian Rivero	Nate Eaton	Robbie Glendinning	Jake Means	John Rave
4/20	@ Frisco	W, 7-2	Maikel Garcia	Nick Loftin	Michael Massey	Seuly Matias	Sebastian Rivero	Nate Eaton	Robbie Glendinning	Logan Porter	John Rave
4/21	@ Frisco	L, 12-2	Maikel Garcia	Nick Loftin	Michael Massey	Seuly Matias	John Rave	Robbie Glendinning	Logan Porter	Jake Means	Tucker Bradley
4/22	@ Frisco	W, 11-2	Maikel Garcia	Nick Loftin	Michael Massey	Seuly Matias	Nate Eaton	Sebastian Rivero	Robbie Glendinning	Logan Porter	Jake Means
4/23	@ Frisco	W, 12-4	Maikel Garcia	Nick Loftin	Michael Massey	Seuly Matias	John Rave	Sebastian Rivero	Nate Eaton	Jake Means	Tucker Bradley
4/24	@ Frisco	W, 4-3	Nick Loftin	John Rave	Michael Massey	Seuly Matias	Robbie Glendinning	Nate Eaton	Logan Porter	Jake Means	Tucker Bradley
4/26	AMARILLO	L, 6-5 (11)	Maikel Garcia	Nick Loftin	Michael Massey	Seuly Matias	Sebastian Rivero	John Rave	Robbie Glendinning	Jake Means	Nate Eaton
4/27	AMARILLO	W, 12-6	Maikel Garcia	Nick Loftin	Michael Massey	Seuly Matias	John Rave	Sebastian Rivero	Nate Eaton	Logan Porter	Tucker Bradley
4/28	AMARILLO	L, 9-5	Maikel Garcia	Nick Loftin	Michael Massey	Seuly Matias	Nate Eaton	Sebastian Rivero	Robbie Glendinning	Jake Means	Tucker Bradley
4/29	AMARILLO	W, 8-7	Maikel Garcia	Nick Loftin	Michael Massey	Robbie Glendinning	Nate Eaton	John Rave	Logan Porter	Jake Means	Tucker Bradley
4/30	AMARILLO	L, 7-5	Maikel Garcia	Nick Loftin	Michael Massey	John Rave	Nate Eaton	Sebastian Rivero	Logan Porter	Ryan Grotjohn	Tucker Bradley
5/1	AMARILLO	W, 9-5	Maikel Garcia	Nate Eaton	Michael Massey	Seuly Matias	John Rave	Robbie Glendinning	Logan Porter	Jake Means	Tucker Bradley
5/2	@ Springfield	L, 12-5	Maikel Garcia	Nick Loftin	Michael Massey	Seuly Matias	Nate Eaton	Sebastian Rivero	Robbie Glendinning	Jake Means	John Rave
5/3	@ Springfield	W, 13-3	Maikel Garcia	Nick Loftin	Michael Massey	Seuly Matias	Nate Eaton	Sebastian Rivero	Robbie Glendinning	Logan Porter	John Rave
5/5	@ Springfield	W, 9-6	Maikel Garcia	Nick Loftin	Robbie Glendinning	Seuly Matias	Nate Eaton	Logan Porter	Jake Means	Brihet Bewley	Tucker Bradley
5/6	@ Springfield	L, 2-1	Maikel Garcia	Nick Loftin	Michael Massey	Seuly Matias	Nate Eaton	Sebastian Rivero	John Rave	Robbie Glendinning	Tucker Bradley
5/7	@ Springfield	W, 4-0	Maikel Garcia	Nick Loftin	Michael Massey	Seuly Matias	John Rave	Logan Porter	Brihet Bewley	Jake Means	Tucker Bradley
5/8	@ Springfield	W, 9-4	Maikel Garcia	Nick Loftin	Michael Massey	Robbie Glendinning	John Rave	Nate Eaton	Logan Porter	Jake Means	Tucker Bradley
5/10	WICHITA	W, 7-4	Maikel Garcia	Nick Loftin	Michael Massey	Seuly Matias	John Rave	Nate Eaton	Robbie Glendinning	Logan Porter	Tucker Bradley
5/11	WICHITA	L, 4-3	Maikel Garcia	John Rave	Michael Massey	Seuly Matias	Nate Eaton	Robbie Glendinning	Logan Porter	Jake Means	Tucker Bradley
5/12	WICHITA	L, 10-4	Maikel Garcia	Nick Loftin	Michael Massey	Seuly Matias	Nate Eaton	Robbie Glendinning	Logan Porter	Brihet Bewley	John Rave
5/13	WICHITA	W, 7-0	Maikel Garcia	Nick Loftin	Michael Massey	Seuly Matias	John Rave	Robbie Glendinning	Gavin Stupienski	Jake Means	Tucker Bradley
5/14	WICHITA	L, 7-6	Maikel Garcia	Nick Loftin	Michael Massey	Seuly Matias	Robbie Glendinning	Sebastian Rivero	Logan Porter	Jake Means	Tucker Bradley
5/15	WICHITA	Cancelled/Rain									
5/17	@ Arkansas	L, 7-6 (10)	Maikel Garcia	Nick Loftin	Michael Massey	Seuly Matias	Nate Eaton	John Rave	Robbie Glendinning	Logan Porter	Tucker Bradley
5/18	@ Arkansas	L, 5-4	Maikel Garcia	Nick Loftin	Michael Massey	Seuly Matias	Nate Eaton	Robbie Glendinning	Logan Porter	Jake Means	John Rave
5/19	@ Arkansas	W, 5-0	Maikel Garcia	Nate Eaton	Michael Massey	Seuly Matias	Robbie Glendinning	John Rave	Logan Porter	Brihet Bewley	Tucker Bradley
5/20	@ Arkansas	L, 2-1	Maikel Garcia	Nick Loftin	Michael Massey	Seuly Matias	Nate Eaton	John Rave	Jake Means	Gavin Stupienski	Tucker Bradley
5/21	@ Arkansas	W, 11-4 (8)	Maikel Garcia	Nick Loftin	Michael Massey	Logan Porter	Nate Eaton	John Rave	Robbie Glendinning	Jake Means	Tucker Bradley
5/22	@ Arkansas	W, 10-5	Maikel Garcia	Nick Loftin	Michael Massey	Robbie Glendinning	John Rave	Nate Eaton	Gavin Stupienski	Ryan Grotjohn	Tucker Bradley
5/24	@ Midland										
5/25	@ Midland										
5/26	@ Midland										
5/27	@ Midland										
5/28	@ Midland										
5/29	@ Midland										
5/31	CORPUS CHRISTI										
6/1	CORPUS CHRISTI										
6/2	CORPUS CHRISTI										
6/3	CORPUS CHRISTI										
6/4	CORPUS CHRISTI										
6/5	CORPUS CHRISTI										
6/7	@ Tulsa										
6/8	@ Tulsa										
6/9	@ Tulsa										
6/10	@ Tulsa										
6/11	@ Tulsa										
6/12	@ Tulsa										
6/14	ARKANSAS										
6/15	ARKANSAS										
6/16	ARKANSAS										
6/17	ARKANSAS										
6/18	ARKANSAS										
6/19	ARKANSAS										
6/21	SPRINGFIELD										
6/22	SPRINGFIELD										
6/23	SPRINGFIELD										
6/24	SPRINGFIELD										
6/25	SPRINGFIELD										
6/26	SPRINGFIELD										
6/28	@ Amarillo										
6/29	@ Amarillo										
6/30	@ Amarillo										
7/1	@ Amarillo										
7/2	@ Amarillo										
7/3	@ Amarillo										
7/4	TULSA										
7/6	TULSA										
7/7	TULSA										
7/8	TULSA										
7/9	TULSA										
7/10	TULSA										
7/12	@ Corpus Christi										
7/13	@ Corpus Christi										
7/14	@ Corpus Christi										
7/15	@ Corpus Christi										
7/16	@ Corpus Christi										
7/17	@ Corpus Christi										
7/22	SPRINGFIELD										
7/23	SPRINGFIELD										
7/24	SPRINGFIELD										
7/26	@ Wichita										
7/27	@ Wichita										
7/28	@ Wichita										
7/29	@ Wichita										
7/30	@ Wichita										
7/31	@ Wichita										
8/2	TULSA										
8/3	TULSA										
8/4	TULSA										
8/5	TULSA										
8/6	TULSA										
8/7	TULSA										
8/9	@ Arkansas										
8/10	@ Arkansas										
8/11	@ Arkansas										
8/12	@ Arkansas										
8/13	@ Arkansas										
8/14	@ Arkansas										
8/16	SAN ANTONIO										
8/17	SAN ANTONIO										
8/18	SAN ANTONIO										
8/19	SAN ANTONIO										
8/20	SAN ANTONIO										
8/21	SAN ANTONIO										
8/23	SPRINGFIELD										
8/24	SPRINGFIELD										
8/25	SPRINGFIELD										
8/26	SPRINGFIELD										
8/27	SPRINGFIELD										
8/28	SPRINGFIELD										
8/30	@ Tulsa										
8/31	@ Tulsa										
9/1	@ Tulsa										
9/2	@ Tulsa										
9/3	@ Tulsa										
9/4	@ Tulsa										
9/6	@ Wichita										
9/7	@ Wichita										
9/8	@ Wichita										
9/9	@ Wichita										
9/10	@ Wichita										
9/11	@ Wichita										
9/13	FRISCO										
9/14	FRISCO										
9/15	FRISCO										
9/16	FRISCO										
9/17	FRISCO										
9/18	FRISCO										



**LF**

John Rave, 17 (8-9)  
Tucker Bradley, 17 (7-10)  
Nate Eaton, 3 (2-1)  
Nick Loftin, 1 (1-0)

**CF**

Nick Loftin, 28 (13-15)  
John Rave, 10 (5-5)

**RF**

Seuly Matias, 24 (11-13)  
Nate Eaton, 7 (3-4)  
Tucker Bradley, 4 (3-1)  
John Rave, 3 (1-2)

**SS**

Maikel Garcia, 36 (17-19)  
Nate Eaton, 1 (1-0)  
Ryan Grotjohn, 1 (0-1)

**2B**

Michael Massey, 32 (17-15)  
Brhet Bewley, 3 (1-2)  
Ryan Grotjohn, 3 (0-3)

**3B**

Nate Eaton, 21 (8-13)  
Jake Means, 11 (6-5)  
Robbie Glendinning, 5 (3-2)  
Brhet Bewley, 1 (1-0)

**SP**

Drew Parrish, 8 (5-3)  
Anthony Veneziano, 7 (3-4)  
Alec Marsh, 7 (2-5)  
Ángel Zerpa, 6 (1-5)  
Dante Biasi, 3 (3-0)  
Marcelo Martinez, 3 (2-1)  
Will Klein, 2 (1-1)  
Asa Lacy, 2 (1-1)

**1B**

Robbie Glendinning, 19 (9-10)  
Jake Means, 14 (6-8)  
Logan Porter, 5 (3-2)

**DH**

Tucker Bradley, 6 (4-2)  
Robbie Glendinning, 6 (2-4)  
Seuly Matias, 6 (2-4)  
Logan Porter, 6 (2-4)  
Nick Loftin, 4 (3-1)  
Michael Massey, 4 (0-4)  
John Rave, 3 (2-1)  
Nate Eaton, 2 (2-0)  
Ryan Grotjohn, 1 (1-0)

**C**

Sebastian Rivero, 18 (8-10)  
Logan Porter, 14 (8-7)  
Gavin Stupiensi, 3 (2-1)  
Tyler Cropley, 3 (0-3)

1	2	3	4	5	6	7	8	9
Maikel Garcia, 36 (17-19) Nick Loftin, 2 (1-1)	Nick Loftin, 21 (16-15) John Rave, 5 (1-4) Nate Eaton, 2 (1-1)	Michael Massey, 36 (17-19) Robbie Glendinning, 1 (1-0) John Rave, 1 (0-1)	Seuly Matias, 30 (13-17) Robbie Glendinning, 4 (4-0) Logan Porter, 1 (1-0) Nate Eaton, 1 (0-1) Jake Means, 1 (0-1) John Rave, 1 (0-1)	Nate Eaton, 16 (4-12) Sebastian Rivero, 10 (5-5) John Rave, 9 (8-1) Robbie Glendinning, 3 (1-2)	Nate Eaton, 9 (6-3) Sebastian Rivero, 9 (4-5) John Rave, 8 (4-4) Robbie Glendinning, 8 (2-6) Logan Porter, 2 (2-0) Ryan Grotjohn, 1 (0-1) Jake Means, 1 (0-1)	Robbie Glendinning, 13 (6-7) Logan Porter, 12 (4-8) Nate Eaton, 5 (4-1) Jake Means, 3 (1-2) Gavin Stupiensi, 2 (2-0) Brhet Bewley, 1 (1-0) Ryan Grotjohn, 1 (0-1) John Rave, 1 (0-1)	Jake Means, 18 (10-8) Logan Porter, 10 (6-4) Brhet Bewley, 3 (1-2) Tyler Cropley, 3 (0-3) Ryan Grotjohn, 2 (1-1) Robbie Glendinning, 1 (0-1) Gavin Stupiensi, 1 (0-1)	Tucker Bradley, 27 (14-13) John Rave, 8 (3-5) Jake Means, 1 (1-0) Nate Eaton, 1 (0-1) Ryan Grotjohn, 1 (0-1)

[illegible]

## OUTFIELD ASSISTS (13)

TUCKER BRADLEY	LF	2
	RF	1
NATE EATON	LF	1
	RF	3
NICK LOFTIN	CF	2
SEULY MATIAS	RF	3
JOHN RAVE	CF	1

## # OF LINEUP COMBOS

38 games, 38 unique lineup combinations used

### MOST USED LINEUP (TBD)

PLAYER	Pos.
1	
2	
3	
4	
5	
6	
7	
8	
9	

## CATCHER PITCHING STATS

Catchers	W	L	ERA	GS	SV	IP	H	R	ER	HR	HB	BB	IBB	SO	WHIP	AVG	WP	GDP	TBF	SB	CS	ATT	%CS	PB
Sebastian Rivero	8	10	5.71	18	1	164.0	166	112	104	20	9	91	2	165	1.57	.261	14	16	743	25	3	28	10.7%	3
Logan Porter	8	6	5.40	14	4	121.2	118	77	73	18	6	69	2	131	1.54	.258	8	10	537	14	5	19	26.3%	1
Gavin Stupienski	2	1	1.38	3	0	26.0	17	7	4	1	2	9	0	29	1.00	.162	0	0	105	2	0	2	0.0%	0
Tyler Cropley	0	3	6.26	3	0	23.0	26	17	16	5	1	11	0	11	1.61	.248	2	1	105	8	0	8	0.0%	0



GM #	APRIL	OPPONENT	SCORE	RECORD	Pos./G+/-	WIN	LOSS	SAVE	TEMP.	1ST PITCH	TIME	ATT.	HOME ATT.	NATURALS				OPPONENT			
														R	H	E	LO	R	H	E	LO
1	4/8	@ Springfield	W, 11-8	1-0	T-1st/+1.0	Á. Sotillet (1-0)	G. Black (0-1)	-	42°	6:41 PM	3:55	3,682		11	12	0	10	8	8	4	10
2	4/9	@ Springfield	L, 14-11	1-1	T-2nd/-1.0	J. Quezada (1-0)	A. Veneziano (0-1)	F. Pacheco (1)	63°	5:37 PM	3:47	3,037		11	15	2	10	14	13	2	10
3	4/10	@ Springfield	L, 10-5	1-2	T-3rd/-2.0	M. Brettell (1-0)	Á. Zerpa (0-1)	-	79°	1:38 PM	2:43	2,760		5	7	2	6	10	12	1	6
4	4/12	WICHITA	W, 8-6	2-2	T-3rd/-1.0	D. Biasi (1-0)	B. Lawson (0-1)	Á. Sotillet (1)	72°	7:04 PM	3:04	4,032	4,032	8	8	0	6	6	6	2	9
5	4/13	WICHITA	W, 8-5	3-2	2nd/-1.0	C. Cosby (1-0)	A. Scherff (0-1)	-	53°	7:05 PM	2:48	2,590	6,622	8	12	0	7	5	7	2	4
6	4/14	WICHITA	L, 7-1	3-3	3rd/-1.0	L. Varland (1-0)	D. Parrish (0-1)	-	64°	7:04 PM	3:03	2,655	9,277	1	5	0	7	7	7	0	7
7	4/15	WICHITA	L, 4-2	3-4	3rd/-2.0	S. Woods Richardson (1-0)	A. Veneziano (0-2)	A. Schulfer (1)	73°	7:05 PM	2:25	4,404	13,681	2	5	0	6	4	9	1	9
8	4/16	WICHITA	L, 6-5 (10)	3-5	T-4th/-2.5	A. Angulo (1-0)	Z. Willeman (0-1)	S. Klimek (1)	55°	6:05 PM	3:25	3,003	16,684	5	6	2	12	6	16	4	11
9	4/17	WICHITA	L, 5-1	3-6	5th/-3.0	T. Viza (1-0)	A. Lacey (0-1)	-	52°	2:05 PM	2:37	1,950	18,634	1	10	1	9	5	7	0	5
10	4/19	@ Frisco	L, 4-3	3-7	5th/-4.0	S. Nordlin (2-1)	A. Marsh (0-1)	C. Lee (3)	70°	6:37 PM	2:37	2,162		3	2	0	7	4	9	1	10
11	4/20	@ Frisco	W, 7-2	4-7	T-4th/-4.0	D. Parrish (1-1)	A. Weems (0-1)	-	86°	6:37 PM	2:27	2,324		7	10	1	7	2	4	0	6
12	4/21	@ Frisco	L, 12-2	4-8	5th/-4.0	N. Starr (1-0)	A. Veneziano (0-3)	-	82°	6:37 PM	2:26	3,939		2	2	0	7	12	13	1	3
13	4/22	@ Frisco	W, 11-2	5-8	T-4th/-4.0	Á. Zerpa (1-1)	C. Bradford (1-1)	-	84°	6:36 PM	2:30	6,222		11	8	0	4	2	8	1	10
14	4/23	@ Frisco	W, 12-4	6-8	4th/-4.0	W. Pennington (1-0)	J. Leiter (0-1)	-	82°	6:40 PM	2:39	6,777		12	12	2	7	4	10	2	8
15	4/24	@ Frisco	W, 4-3	7-8	4th/-3.0	Y. Del Rosario (1-0)	C. Ragans (0-1)	Á. Sotillet (2)	75°	4:16 PM	2:21	3,208		4	9	0	9	3	6	1	6
16	4/26	AMARILLO	L, 6-5 (11)	7-9	T-4th/-3.0	J. Garcia (1-0)	W. Pennington (1-1)	B. Rogers (1)	55°	11:06 AM	3:02	3,702	22,336	6	10	0	8	5	9	1	9
17	4/27	AMARILLO	W, 12-6	8-9	4th/-3.0	A. Veneziano (1-3)	S. Cecconi (0-1)	-	68°	7:05 PM	2:28	3,073	25,409	12	15	0	9	6	11	2	7
18	4/28	AMARILLO	L, 9-5	8-10	4th/-3.0	K. Curtis (1-1)	Z. Willeman (0-2)	-	64°	7:04 PM	2:38	3,100	28,509	5	8	0	6	9	13	1	4
19	4/29	AMARILLO	W, 8-7	9-10	T-3rd/-3.0	W. Pennington (2-1)	D. Olivero (0-1)	J. Dipoto (1)	74°	7:05 PM	2:51	4,890	33,399	8	17	1	9	7	15	0	11
20	4/30	AMARILLO	L, 7-5	9-11	T-3rd/-3.0	B. Pfadt (1-1)	H. Capps (0-1)	B. Workman (1)	72°	6:06 PM	2:16	5,857	39,256	5	8	0	4	7	10	0	5

APRIL Hitting Results: .261/.357/.422 (180-for-690), 37 2B, 22 HR, 126 R, 97 BB, 32 SB // APRIL Pitching Results: 9-11, 5.98 ERA (119 ER in 179.0 IP), 3/5 SV, 194 H, 25 HR, 87 BB, 158 K, .276 AVG

GM #	MAY	OPPONENT	SCORE	RECORD	Pos./G+/-	WIN	LOSS	SAVE	TEMP.	1ST PITCH	TIME	ATT.	HOME ATT.	NATURALS				OPPONENT			
														R	H	E	LO	R	H	E	LO
21	5/1	AMARILLO	W, 9-5	10-11	3rd/-3.0	D. Parrish (2-1)	J. Vernia (0-1)	-	70°	2:04 PM	2:32	5,348	44,604	9	12	0	7	5	11	0	7
22	5/3	@ Springfield	L, 12-5	10-12	T-3rd/-3.5	D. Roach (2-1)	A. Veneziano (1-3)	-	52°	6:37 PM	2:49	3,701		5	8	2	7	12	10	2	10
23	5/4	@ Springfield	W, 13-3	11-12	T-3rd/-3.0	M. Martinez (1-0)	K. Leahy (0-4)	-	55°	7:34 PM	2:33 (:59)	3,131		13	15	0	10	3	6	1	4
24	5/5	@ Springfield	W, 9-6	12-12	3rd/-2.5	Y. Del Rosario (2-0)	G. Black (1-3)	W. Pennington (1)	61°	6:36 PM	2:42	3,125		9	17	0	12	6	8	1	4
25	5/6	@ Springfield	L, 2-1	12-13	T-3rd/-4.0	T. Pike (1-1)	H. Capps (0-2)	F. Pacheco (5)	64°	6:39 PM	2:22	3,165		1	4	1	2	2	6	0	10
26	5/7	@ Springfield	W, 4-0	13-13	3rd/-4.0	D. Parrish (3-1)	C. Lunn (2-3)	-	74°	6:05 PM	2:04	4,375		4	9	0	5	0	3	1	4
27	5/8	@ Springfield	W, 9-5	14-13	3rd/-2.5	W. Pennington (3-1)	F. Pacheco (0-1)	-	77°	6:07 PM	2:40	3,922		9	13	1	8	5	6	1	7
28	5/10	WICHITA	W, 7-4	15-13	3rd/-1.5	D. Biasi (2-0)	K. Klimek (0-1)	Y. Del Rosario (1)	84°	11:06 AM	2:35	5,620	50,224	7	11	0	5	4	7	0	11
29	5/11	WICHITA	L, 4-3	15-14	3rd/-2.5	K. Funderburk (2-0)	Á. Zerpa (1-2)	A. Schulfer (5)	84°	7:04 PM	2:22	2,434	52,658	3	8	2	9	4	8	2	8
30	5/12	WICHITA	L, 10-4	15-15	3rd/-3.5	L. Varland (4-1)	P. Smith (0-1)	-	85°	7:06 PM	2:30	3,825	56,483	4	8	2	4	10	11	1	9
31	5/13	WICHITA	W, 7-0	16-15	3rd/-2.5	D. Parrish (4-1)	S. Woods Richardson (2-1)	-	82°	7:05 PM	2:14	4,497	60,980	7	8	0	3	0	5	0	5
32	5/14	WICHITA	L, 7-6	16-16	3rd/-3.5	B. Gross (2-0)	H. Capps (0-3)	A. Schulfer (6)	84°	6:04 PM	2:52	5,558	66,538	6	11	1	10	7	10	2	8
33	5/17	@ Arkansas	L, 7-6 (10)	16-17	3rd/-4.5	T. Kuhn (1-1)	W. Pennington (3-2)	-	81°	6:37 PM	2:53	3,374		6	12	0	10	7	10	1	6
34	5/18	@ Arkansas	L, 5-4	16-18	3rd/-5.5	T. Dollard (1-1)	Á. Zerpa (1-3)	M. Stryffeler (6)	89°	6:34 PM	2:14	3,646		4	5	1	5	5	7	1	6
35	5/19	@ Arkansas	L, 5-0	16-19	4th/-6.5	C. Jones (1-2)	A. Marsh (0-2)	-	90°	6:35 PM	2:15	3,769		0	3	1	7	5	8	3	8
36	5/20	@ Arkansas	L, 2-1	16-20	4th/-6.5	J. Haberer (1-2)	D. Parrish (4-2)	T. Kuhn (3)	89°	7:04 PM	2:24	6,016		1	4	1	6	2	4	0	7
37	5/21	@ Arkansas	W, 11-4 (8)	17-20	4th/-6.0	D. Biasi (3-0)	S. Kolek (1-3)	-	75°	7:06 PM	2:54 (:30)	3,869		11	12	0	10	4	5	1	6
38	5/22	@ Arkansas	W, 10-5	18-20	3rd/-6.0	Z. Phillips (1-0)	E. Hancock (0-1)	-	62°	1:35 PM	2:44	3,807		10	11	1	6	5	8	2	8
39	5/24	@ Midland																			
40	5/25	@ Midland																			
41	5/26	@ Midland																			
42	5/27	@ Midland																			
43	5/28	@ Midland																			
44	5/29	@ Midland																			
45	5/31	CORPUS CHRISTI																			

MAY Hitting Results: TBD // MAY Pitching Results: TBD

GM #	JUNE	OPPONENT	SCORE	RECORD	Pos./G+/-	WIN	LOSS	SAVE	TEMP.	1ST PITCH	TIME	ATT.	HOME ATT.	NATURALS				OPPONENT			
														R	H	E	LO	R	H	E	LO
46	6/1	CORPUS CHRISTI																			
47	6/2	CORPUS CHRISTI																			
48	6/3	CORPUS CHRISTI																			
49	6/4	CORPUS CHRISTI																			
50	6/5	CORPUS CHRISTI																			
51	6/7	@ Tulsa																			
52	6/8	@ Tulsa																			
53	6/9	@ Tulsa																			
54	6/10	@ Tulsa																			
55	6/11	@ Tulsa																			
56	6/12	@ Tulsa																			
57	6/14	ARKANSAS																			
58	6/15	ARKANSAS																			
59	6/16	ARKANSAS																			
60	6/17	ARKANSAS																			
61	6/18	ARKANSAS																			
62	6/19	ARKANSAS																			
63	6/21	SPRINGFIELD																			
64	6/22	SPRINGFIELD																			
65	6/23	SPRINGFIELD																			
66	6/24	SPRINGFIELD																			
67	6/25	SPRINGFIELD																			
68	6/26	SPRINGFIELD																			

1ST HALF Hitting Results: TBD // 1ST HALF Pitching Results: TBD



21

## GAME-BY-GAME RESULTS



**JUNE Hitting Results: TBD // JUNE Pitching Results: TBD**

**JULY Hitting Results: TBD // JULY Pitching Results: TBD****AUGUST Hitting Results: TBD // AUGUST Pitching Results: TBD**

**SEPTEMBER Hitting Results: TBD // SEPTEMBER Pitching Results: TBD**  
**2ND HALF Hitting Results: TBD // 2ND HALF Pitching Results: TBD**



22

## GAME-BY-GAME PITCHING



DATE	OPPONENT	RESULT	IP	H	R	ER	BB	SO	2B	3B	HR	AVG	WHIP	WP	BK	HB	GIDP	IBB	TBF	SV	ERA (SEASON)
4/8	@ Springfield	W, 11-8	9.0	8	8	8	9	6	3	0	2	(.229)	(1.89)	2	0	1	0	0	45	0	8.00
4/9	@ Springfield	L, 14-11	8.0	13	14	12	12	5	2	0	1	(.361)	(3.13)	1	0	0	2	0	48	0	10.59
4/10	@ Springfield	L, 10-5	8.0	12	10	10	3	0	3	0	3	(.333)	(1.88)	2	0	1	0	0	40	0	10.80
4/12	WICHITA	W, 8-6	9.0	6	6	6	5	13	0	0	0	(.171)	(1.22)	2	0	2	0	0	42	1	9.53
4/13	WICHITA	W, 8-5	9.0	7	5	5	3	15	2	0	2	(.212)	(1.11)	1	0	0	1	0	36	0	8.58
4/14	WICHITA	L, 7-1	9.0	7	7	7	5	9	3	1	1	(.206)	(1.33)	0	0	2	0	0	41	0	8.31
4/15	WICHITA	L, 4-2	9.0	9	4	4	6	4	1	1	1	(.265)	(1.67)	0	0	0	1	0	40	0	7.67
4/16	WICHITA	L, 6-5 (10)	10.0	16	6	4	2	9	0	0	0	(.372)	(1.80)	0	0	0	2	0	46	0	7.10
4/17	WICHITA	L, 5-1	9.0	7	5	4	3	8	1	0	2	(.206)	(1.11)	0	0	0	0	0	37	0	6.75
4/19	@ Frisco	L, 4-3	8.0	9	4	4	6	7	1	0	0	(.300)	(1.88)	1	0	0	1	0	38	0	6.55
4/20	@ Frisco	W, 7-2	9.0	4	2	1	4	6	1	0	1	(.133)	(0.89)	1	0	1	2	0	35	0	6.03
4/21	@ Frisco	L, 12-2	8.0	13	12	12	2	6	3	0	3	(.382)	(1.88)	0	0	2	1	0	39	0	6.60
4/22	@ Frisco	W, 11-2	9.0	8	2	2	4	9	0	0	1	(.235)	(1.33)	1	0	0	0	0	39	0	6.24
4/23	@ Frisco	W, 12-4	9.0	10	4	3	3	7	2	0	2	(.286)	(1.44)	0	0	0	0	0	39	0	6.00
4/24	@ Frisco	W, 4-3	9.0	6	3	3	3	9	3	0	1	(.194)	(1.00)	0	0	1	1	0	36	1	5.80
4/26	AMARILLO	L, 6-5 (11)	11.0	10	6	5	3	12	1	0	0	(.244)	(1.18)	2	0	0	1	1	45	0	5.66
4/27	AMARILLO	W, 12-6	9.0	11	6	6	2	6	2	0	1	(.297)	(1.44)	2	0	0	0	0	40	0	5.68
4/28	AMARILLO	L, 9-5	9.0	13	9	9	4	5	3	1	1	(.361)	(1.89)	0	1	0	2	1	40	0	5.87
4/29	AMARILLO	W, 8-7	9.0	15	7	7	6	11	2	0	0	(.395)	(2.33)	2	0	0	2	0	45	1	5.93
4/30	AMARILLO	L, 7-5	9.0	10	7	7	2	11	2	0	3	(.278)	(1.33)	0	0	1	1	0	39	0	5.98
5/1	AMARILLO	W, 9-5	9.0	11	5	5	2	8	3	0	2	(.324)	(1.44)	0	0	1	0	0	39	0	5.94
5/3	@ Springfield	L, 12-5	8.0	10	12	12	13	8	4	0	1	(.323)	(2.88)	0	0	2	3	0	46	0	6.24
5/4	@ Springfield	W, 13-3	9.0	6	3	3	2	9	0	0	1	(.188)	(0.89)	1	0	0	1	0	34	0	6.10
5/5	@ Springfield	W, 9-6	9.0	8	6	6	4	12	4	0	2	(.242)	(1.33)	0	0	0	1	0	37	1	6.10
5/6	@ Springfield	L, 2-1	8.0	7	2	2	5	16	2	0	0	(.226)	(1.50)	0	0	0	0	0	36	0	5.96
5/7	@ Springfield	W, 4-0	9.0	3	0	0	2	8	0	0	0	(.103)	(0.56)	1	0	0	0	0	31	0	5.73
5/8	@ Springfield	W, 9-5	9.0	6	5	3	7	5	1	0	1	(.188)	(1.44)	1	0	0	1	0	39	0	5.63
5/10	WICHITA	W, 7-4	9.0	7	4	4	9	9	2	0	2	(.212)	(1.78)	0	0	0	0	0	42	1	5.57
5/11	WICHITA	L, 4-3	9.0	8	4	4	6	9	2	1	1	(.242)	(1.56)	0	0	0	1	0	39	0	5.51
5/12	WICHITA	L, 10-4	9.0	11	10	10	8	16	3	0	2	(.297)	(2.11)	2	0	1	0	0	46	0	5.66
5/13	WICHITA	W, 7-0	9.0	5	0	0	0	12	1	0	0	(.161)	(0.56)	0	0	1	0	0	32	0	5.48
5/14	WICHITA	L, 7-6	9.0	10	7	6	6	11	2	0	2	(.278)	(1.78)	0	0	0	0	0	42	0	5.49
5/15	WICHITA	Cancelled/Rain																			
5/17	@ Arkansas	L, 7-6 (10)	9.2	10	7	7	5	9	3	0	1	(.278)	(1.55)	2	0	0	3	2	41	0	5.53
5/18	@ Arkansas	L, 5-4	8.0	7	5	3	4	8	1	0	2	(.226)	(1.38)	0	1	0	0	0	35	0	5.47
5/19	@ Arkansas	L, 5-0	8.0	8	5	5	4	13	0	2	1	(.250)	(1.50)	0	0	1	0	0	37	0	5.48
5/20	@ Arkansas	L, 2-1	8.0	4	2	0	4	10	0	0	0	(.143)	(1.00)	0	0	1	0	0	33	0	5.34
5/21	@ Arkansas	W, 11-4 (8)	7.0	5	4	4	7	8	2	0	0	(.208)	(1.71)	0	0	0	0	0	31	0	5.33
5/22	@ Arkansas	W, 10-5	9.0	8	5	4	5	7	1	0	1	(.229)	(1.44)	0	0	0	0	0	40	0	5.30
5/24	@ Midland																				
5/25	@ Midland																				
5/26	@ Midland																				
5/27	@ Midland																				
5/28	@ Midland																				
5/29	@ Midland																				
5/31	CORPUS CHRISTI																				
6/1	CORPUS CHRISTI																				
6/2	CORPUS CHRISTI																				
6/3	CORPUS CHRISTI																				
6/4	CORPUS CHRISTI																				
6/5	CORPUS CHRISTI																				
6/7	@ Tulsa																				
6/8	@ Tulsa																				
6/9	@ Tulsa																				
6/10	@ Tulsa																				
6/11	@ Tulsa																				
6/12	@ Tulsa																				
6/14	ARKANSAS																				
6/15	ARKANSAS																				
6/16	ARKANSAS																				
6/17	ARKANSAS																				
6/18	ARKANSAS																				
6/19	ARKANSAS																				
6/21	SPRINGFIELD																				
6/22	SPRINGFIELD																				
6/23	SPRINGFIELD																				
6/24	SPRINGFIELD																				
6/25	SPRINGFIELD																				
6/26	SPRINGFIELD																				



23

## GAME-BY-GAME HITTING



DATE	OPPONENT	RESULT	AB	R	H	RBI	2B	3B	HR	TB	BB	SO	IBB	SB	CS	HBP	SAC	SF	GIDP	LOB	AVG (SEASON)
4/8	@ Springfield	W, 11-8	40	11	12	9	2	0	0	14	8	8	0	3	0	0	0	0	2	10	.300
4/9	@ Springfield	L, 14-11	39	11	15	9	2	0	0	17	7	8	0	0	1	0	0	2	1	10	.342
4/10	@ Springfield	L, 10-5	30	5	7	5	2	0	1	12	5	8	0	0	0	1	0	2	3	6	.312
4/12	WICHITA	W, 8-6	34	8	8	6	2	1	0	12	4	7	0	3	0	0	0	0	1	6	.294
4/13	WICHITA	W, 8-5	32	8	12	7	3	1	0	17	5	8	0	0	0	0	1	1	0	7	.309
4/14	WICHITA	L, 7-1	32	1	5	1	1	0	0	6	2	15	0	1	0	1	0	0	0	7	.285
4/15	WICHITA	L, 4-2	32	2	5	1	1	1	0	8	3	5	0	0	1	0	0	0	0	6	.268
4/16	WICHITA	L, 6-5 (10)	35	5	6	5	0	0	0	6	9	12	1	2	0	1	0	1	0	12	.255
4/17	WICHITA	L, 5-1	35	1	10	1	0	0	0	10	2	9	0	4	0	0	0	0	1	9	.259
4/19	@ Frisco	L, 4-3	29	3	2	3	0	0	1	5	6	6	0	2	0	1	1	0	0	7	.243
4/20	@ Frisco	W, 7-2	35	7	10	7	1	0	3	20	6	11	0	1	0	0	0	0	1	7	.247
4/21	@ Frisco	L, 12-2	27	2	2	2	0	0	2	8	9	12	0	4	0	0	0	0	2	7	.235
4/22	@ Frisco	W, 11-2	35	11	8	10	3	0	2	17	6	9	0	0	0	1	0	0	0	4	.234
4/23	@ Frisco	W, 12-4	41	12	12	11	4	0	3	25	5	11	0	2	0	0	0	0	0	7	.239
4/24	@ Frisco	W, 4-3	36	4	9	2	1	0	1	13	4	9	0	3	1	0	0	0	0	9	.240
4/26	AMARILLO	L, 6-5 (11)	39	5	9	5	3	0	1	15	3	9	0	0	0	1	1	1	0	9	.240
4/27	AMARILLO	W, 12-6	37	12	15	11	3	0	3	27	3	9	0	1	0	3	0	2	0	9	.250
4/28	AMARILLO	L, 9-5	31	5	8	4	1	0	1	12	5	9	0	4	1	1	1	0	1	6	.250
4/29	AMARILLO	W, 8-7	36	8	17	8	5	1	1	27	4	8	0	1	1	1	0	0	2	9	.263
4/30	AMARILLO	L, 7-5	35	5	8	5	3	0	3	20	1	10	0	1	0	0	0	0	0	4	.261
5/1	AMARILLO	W, 9-5	34	9	12	8	2	0	3	23	3	9	0	2	0	1	1	1	0	7	.265
5/3	@ Springfield	L, 12-5	36	5	8	5	2	1	0	12	2	9	0	0	0	0	0	1	0	7	.263
5/4	@ Springfield	W, 13-3	40	13	15	13	5	0	1	23	9	11	0	0	1	1	0	0	1	1	.269
5/5	@ Springfield	W, 9-6	43	9	17	9	1	1	4	32	3	7	0	2	0	0	1	1	0	12	.275
5/6	@ Springfield	L, 2-1	28	1	4	1	0	0	0	4	1	10	0	0	2	0	0	1	0	2	.271
5/7	@ Springfield	W, 4-0	33	4	9	4	1	1	0	12	3	8	0	2	1	0	0	0	1	5	.271
5/8	@ Springfield	W, 9-5	37	9	13	8	2	0	2	21	4	3	1	0	0	0	1	2	1	8	.274
5/10	WICHITA	W, 7-4	30	7	11	7	2	0	2	19	3	7	0	1	1	1	1	1	1	5	.277
5/11	WICHITA	L, 4-3	36	3	8	3	0	0	1	11	3	10	0	2	0	0	0	0	1	9	.275
5/12	WICHITA	L, 10-4	35	4	8	4	3	0	1	14	0	10	0	0	0	0	0	0	0	4	.274
5/13	WICHITA	W, 7-0	32	7	8	7	1	0	2	15	2	9	0	5	0	0	0	0	0	3	.273
5/14	WICHITA	L, 7-6	39	6	11	5	4	0	1	18	4	13	0	1	0	0	0	0	0	10	.273
5/15	WICHITA	Cancelled/Rain																			
5/17	@ Arkansas	L, 7-6 (10)	40	6	12	6	4	0	0	16	5	8	0	0	1	0	0	0	2	10	.274
5/18	@ Arkansas	L, 5-4	32	4	5	2	1	0	0	6	3	10	0	2	0	0	1	0	0	5	.271
5/19	@ Arkansas	L, 5-0	31	0	3	0	0	0	0	3	1	10	0	1	0	2	0	0	3	7	.266
5/20	@ Arkansas	L, 2-1	30	1	4	1	0	0	0	4	3	9	0	1	0	0	0	1	0	6	.263
5/21	@ Arkansas	W, 11-4 (8)	33	11	12	11	1	0	1	16	6	5	0	5	0	2	1	2	0	10	.266
5/22	@ Arkansas	W, 10-5	37	10	11	10	2	1	2	21	4	10	0	1	0	1	1	0	2	6	.267
5/24	@ Midland																				
5/25	@ Midland																				
5/26	@ Midland																				
5/27	@ Midland																				
5/28	@ Midland																				
5/29	@ Midland																				
5/31	CORPUS CHRISTI																				
6/1	CORPUS CHRISTI																				
6/2	CORPUS CHRISTI																				
6/3	CORPUS CHRISTI																				
6/4	CORPUS CHRISTI																				
6/5	CORPUS CHRISTI																				
6/7	@ Tulsa																				
6/8	@ Tulsa																				
6/9	@ Tulsa																				
6/10	@ Tulsa																				
6/11	@ Tulsa																				
6/12	@ Tulsa																				
6/14	ARKANSAS																				
6/15	ARKANSAS																				
6/16	ARKANSAS																				
6/17	ARKANSAS																				
6/18	ARKANSAS																				
6/19	ARKANSAS																				
6/21	SPRINGFIELD																				
6/22	SPRINGFIELD																				
6/23	SPRINGFIELD																				
6/24	SPRINGFIELD																				
6/25	SPRINGFIELD																				
6/26	SPRINGFIELD																				



## THE LAST TIME THE NATURALS....

THREW A PERFECT GAME	N/A
THREW A NO-HITTER	Brooks Pounders, 6/27/2013 vs. Midland
THREW A 9-INNING NO-HITTER	Brooks Pounders, 6/27/2013 vs. Midland
THREW A COMBINED NO-HITTER	Greg Holland, Chris Dwyer, Brandon Lafferty & Kendal Volz, 5/10/2012 vs. Springfield
THREW A COMBINED 1-HITTER (9 Innings)	N/A
THREW A COMBINED 1-HITTER (7 Innings)	Jonathan Heasley & Robert Garcia, 5/28/2021 vs. San Antonio (Game 2)
THREW A COMBINED 2-HITTER (9 Innings)	Jonathan Heasley, Derrick Adams & Josh Dye, 7/8/2021 @ Wichita
THREW A COMBINED 2-HITTER (7 Innings)	Nolan Watson, Yefri Del Rosario & Robert Garcia, 8/27/2021 vs. Springfield (Game 1)
GOT NO-HIT (9 INNINGS)	5/17/2016 vs. Arkansas, 6-0
GOT NO-HIT (LESS THAN 9 INNINGS)	N/A
GOT 1-HIT	8/31/2019 vs. Frisco
GOT 2-HIT	4/21/2022 @ Frisco
THREW A COMBINED 9-INNING SHUTOUT	5/13/2022 vs. Wichita (7-0)
THREW BACK-TO-BACK SHUTOUTS	Games 1 and 2, 8/14/2021 vs. Frisco
GOT SHUT OUT (9 INNINGS)	5/19/2022 @ Arkansas
GOT SHUT OUT IN BACK-TO-BACK GAMES	August 12 & 13, 2019 @ Arkansas
GOT SHUT OUT IN 3 STRAIGHT GAMES	July 10 vs. Frisco, July 11 & 12, 2015 vs. Midland
GOT SHUT OUT (LESS THAN 9 INNINGS)	8/7/2021 @ Arkansas (5 Innings)
WON 11 GAMES IN A ROW	April 26 - May 6, 2015
WON 8 GAMES IN A ROW	June 14 - June 20, 2017
WON 7 GAMES IN A ROW	May 16 - May 22, 2015
WON 6 GAMES IN A ROW	August 2 - August 8, 2018
LOST 10 GAMES IN A ROW	April 6 - April 16, 2014
LOST 9 GAMES IN A ROW	April 8 - April 16, 2019
LOST 8 GAMES IN A ROW	July 2 - July 9, 2012
LOST 7 GAMES IN A ROW	July 12 - July 18, 2018
LOST 6 GAMES IN A ROW	July 15 - July 20, 2017
STRUCK OUT 19+ OPPOSING HITTERS	5/11/2013 @ Springfield (19)
STRUCK OUT 17+ OPPOSING HITTERS	8/29/2019 vs. Midland (18)
STRUCK OUT 15+ OPPOSING HITTERS	5/12/2022 vs. Wichita (16)
STRUCK OUT 10+ OPPOSING HITTERS	5/20/2022 @ Arkansas (10)
SCORED 20+ RUNS IN ONE GAME	8/20/2013 @ Springfield (21)
SCORED 15+ RUNS IN ONE GAME	8/24/2021 vs. Springfield (18)
SCORED 10+ RUNS IN ONE GAME	5/22/2022 @ Arkansas (10)
ALLOWED 25+ RUNS IN ONE GAME	4/15/2011 @ San Antonio (26)
ALLOWED 20+ RUNS IN ONE GAME	7/25/2021 @ Tulsa (23)
ALLOWED 15+ RUNS IN ONE GAME	7/27/2021 vs. Wichita (18)
ALLOWED 10+ RUNS IN ONE GAME	5/12/2022 vs. Wichita (10)
HAD 22+ HITS IN ONE GAME	5/22/2010 vs. Arkansas (22)
HAD 20+ HITS IN ONE GAME	8/24/2021 vs. Springfield (20)
HAD 15+ HITS IN ONE GAME	5/5/2022 @ Springfield (17)
HAD 10+ HITS IN ONE GAME	5/22/2022 @ Arkansas (11)
ALLOWED 25+ HITS IN ONE GAME	4/15/2011 @ San Antonio (26)
ALLOWED 20+ HITS IN ONE GAME	7/27/2021 vs. Wichita (23)
ALLOWED 15+ HITS IN ONE GAME	4/29/2022 vs. Amarillo (15)
ALLOWED 10+ HITS IN ONE GAME	5/17/2022 @ Arkansas (10)
WALKED 14+ TIMES IN ONE GAME	5/8/2021 @ Arkansas (14)
WALKED 10+ TIMES IN ONE GAME	7/29/2021 vs. Wichita (10)
WALKED 8+ TIMES IN ONE GAME	5/4/22 @ Springfield (9)
ALLOWED 13+ WALKS IN ONE GAME	5/4/22 @ Springfield (13)
ALLOWED 10+ WALKS IN ONE GAME	5/4/22 @ Springfield (13)
ALLOWED 8+ WALKS IN ONE GAME	5/12/2022 vs. Wichita (8)
HIT 7+ HOME RUNS IN A GAME	5/30/2021 vs. San Antonio (7)
HIT 5+ HOME RUNS IN A GAME	8/24/2021 vs. Springfield (5)
HIT 3+ HOME RUNS IN A GAME	5/5/2022 @ Springfield (4)
ALLOWED 7+ HOME RUNS IN A GAME	4/15/2011 @ San Antonio (7)
ALLOWED 5+ HOME RUNS IN A GAME	7/6/2021 @ Wichita (5)
ALLOWED 3+ HOME RUNS IN A GAME	4/30/2022 vs. Amarillo (3)
HAD 2 PLAYERS HIT 2 HOME RUNS IN A GAME	Hunter Dozier & Bubba Starling, 4/10/2016 vs. Midland
HIT BACK-TO-BACK HOME RUNS	Brihet Bewley & Tucker Bradley, 6th Inning, 5/5/2022 @ Springfield
HIT 3 STRAIGHT HOME RUNS	Bobby Witt Jr., Nick Pratto & MJ Melendez, 5/30/2021 vs. San Antonio
SCORED 10+ RUNS IN AN INNING	2nd Inning, 9/9/2021 @ Wichita (10)
SCORED 7+ RUNS IN AN INNING	4th Inning, 4/27/2022 vs. Amarillo (7)
SCORED 5+ RUNS IN AN INNING	6th Inning, 5/5/2022 @ Springfield (5)
SCORED 5+ RUNS IN AN EXTRA INNING	10th Inning, 6/2/2012 vs. Frisco (5)
ALLOWED 10+ RUNS IN AN INNING	7/26/2019 vs. Corpus Christi (11)
ALLOWED 7+ RUNS IN AN INNING	2nd Inning, 7/25/2021 @ Tulsa (7)
ALLOWED 5+ RUNS IN AN INNING	7th Inning, 5/12/2022 vs. Wichita (6)
ALLOWED 5+ RUNS IN AN EXTRA INNING	11th Inning, 4/26/2022 vs. Amarillo (5)
WON A GAME BY 15+ RUNS	18-1, 8/24/2021 vs. Springfield
WON A GAME BY 10+ RUNS	5/4/22 @ Springfield
LOST A GAME BY 15+ RUNS	23-8, 7/25/2021 @ Tulsa
LOST A GAME BY 10+ RUNS	12-2, 4/21/2022 @ Frisco
SCORED 12+ RUNS IN CONSECUTIVE GAMES	June 28 (vs. Tulsa) & July 2 (@ Frisco), 2015
SCORED 10+ RUNS IN CONSECUTIVE GAMES	May 21 & 22 @ Arkansas
SCORED A RUN WITHOUT AN RBI	9/7/2021 @ Wichita
SCORED MULTIPLE RUNS WITHOUT AN RBI	2 Runs, 8/16/2018 @ Midland
TURNED 5 DOUBLE PLAYS IN ONE GAME	8/20/2015 @ San Antonio
TURNED 3+ DOUBLE PLAYS IN ONE GAME	5/17/2022 @ Arkansas (3)
TURNED A TRIPLE PLAY	Frank Schwindel (1B) to Corey Toups (2B) to Humberto Artega (SS) to Schwindel to Toups, 8/31/2016 vs. Tulsa
HIT INTO A TRIPLE PLAY	Mauricio Ramos, 7/24/2016 vs. Springfield
COMMITTED 6 ERRORS	5/4/2019 vs. Midland
COMMITTED 5 ERRORS	5/29/2021 vs. San Antonio
COMMITTED 3+ ERRORS	8/17/2021 @ Tulsa (3)
EVERY NATURAL IN THE STARTING LINEUP HAD A HIT	5/8/2022 @ Springfield
EVERY NATURAL IN THE STARTING LINEUP SCORED A RUN	5/22/2022 @ Arkansas
EVERY NATURAL IN THE STARTING LINEUP HAD A HIT AND SCORED A RUN	5/4/2022 @ Springfield
LINEUP BATTED AROUND TWICE IN ONE GAME	3rd and 9th Innings, 5/4/2022 @ Springfield
WON ON THE LAST AT-BAT OF THE GAME (WALK-OFF WIN)	9/3/2021 vs. Corpus Christi
LOST ON THE LAST AT-BAT OF THE GAME (WALK-OFF LOSS)	5/17/2022 @ Arkansas
PLAYED BACK-TO-BACK EXTRA-INNING GAMES	September 2nd & 3rd, 2021 vs. Corpus Christi
WON BOTH GAMES OF A DOUBLEHEADER	8/24/2021 vs. Springfield (8-0, 4-1)
PITCHED SHUTOUTS IN BOTH GAMES OF A DOUBLEHEADER	8/14/2021 vs. Frisco (1-0, 10-0)
LOST BOTH GAMES OF A DOUBLEHEADER	5/30/2019 vs. Arkansas (7-4, 10-7)

## THE LAST TIME A NATURALS HITTER....

HAD 6 HITS IN ONE GAME	Ed Lucas, 7/21/2008 @ Springfield
HAD 5 HITS IN ONE GAME	Dairon Blanco, 7/13/2021 vs. Arkansas
HAD 4 HITS IN ONE GAME	Maikel Garcia, 5/1/2022 vs. Amarillo
HAD 3 HITS IN ONE GAME	Logan Porter, 5/21/2022 @ Arkansas
HIT 3 HOME RUNS IN ONE GAME	Bobby Witt Jr., 5/30/2021 vs. San Antonio
HIT 2 HOME RUNS IN ONE GAME	Sebastian Rivero, 4/27/2022 vs. Amarillo
HIT 2 TRIPLES IN ONE GAME	Taylor Featherston, 4/18/2019 vs. Springfield
HIT 3 DOUBLES IN ONE GAME	Nick Loftin, 5/4/22 @ Springfield
HIT 2 DOUBLES IN ONE GAME	Michael Massey, 5/17/2022 @ Arkansas
HIT A GRAND SLAM	Tucker Bradley, 5/13/2022 vs. Wichita
HIT AN INSIDE-THE-PARK HOME RUN	Brewer Hicklen, 7/15/2021 vs. Arkansas
LED OFF A HOME GAME WITH A HOME RUN	Clay Dungan, 7/18/2021 vs. Arkansas
LED OFF A ROAD GAME WITH A HOME RUN	Clay Dungan, 7/24/2021 @ Tulsa
HIT A PINCH-HIT HOME RUN	Frank Schwindel, 8/21/2015 @ Corpus Christi
HIT A WALK-OFF HOME RUN	Gabriel Cancel, 4/20/2019 vs. Springfield
HIT FOR THE CYCLE	Nicky Lopez, 6/21/2018 @ Tulsa
HAD 7 RBI IN ONE GAME	Taylor Featherston, 7/20/2019 @ Amarillo
HAD 6 RBI IN ONE GAME	Nick Pratto, 5/21/2021 @ Springfield
HAD 5 RBI IN ONE GAME	Nick Loftin, 4/22/2022 @ Frisco
HAD 4 RBI IN ONE GAME	Robbie Glendinning, 5/21/2022 @ Arkansas
SCORED 4 RUNS IN ONE GAME	Maikel Garcia, 4/8/2022 @ Springfield
SCORED 3 RUNS IN ONE GAME	Nate Eaton, 5/21/2022 @ Arkansas
WALKED 4 TIMES IN ONE GAME	Travis Jones, 4/29/2021 @ Springfield
WALKED 3 TIMES IN ONE GAME	John Rave, 5/17/2022 @ Arkansas
STOLE 4 BASES IN ONE GAME	Nick Heath, 5/20/2019 @ Arkansas
STOLE 3 BASES IN ONE GAME	Brewer Hicklen, 8/12/2021 vs. Frisco
STOLE 2 BASES IN ONE GAME	Tucker Bradley, 5/21/2022 @ Arkansas
STRUCK OUT 5 TIMES IN ONE GAME	Dairon Blanco, 5/12/2021 vs. Tulsa
STRUCK OUT 4 TIMES IN ONE GAME	Seuly Matias, 5/20/2022 @ Arkansas
STRUCK OUT 3 TIMES IN ONE GAME	Robbie Glendinning, 5/17/2022 @ Arkansas
REACHED BASE 6 TIMES IN ONE GAME	Travis Jones, 6/29/2021 @ Springfield
REACHED BASE 5 TIMES IN ONE GAME	Nate Eaton, 4/23/2022 @ Frisco
REACHED BASE 4 TIMES IN ONE GAME	Tucker Bradley, 5/21/2022 @ Arkansas
REACHED BASE IN EVERY TRIP TO THE PLATE (6 PA)	Johnny Givonetella, 7/22/2010 @ Arkansas
REACHED BASE IN EVERY TRIP TO THE PLATE (5 PA)	Nate Eaton, 4/23/2022 @ Frisco
REACHED BASE IN EVERY TRIP TO THE PLATE (4 PA)	Tucker Bradley, 5/21/2022 @ Arkansas
REACHED 2 TIMES IN THE SAME INNING	Sebastian Rivero & Nate Eaton, 4th Inning, 4/27/2022 vs. Amarillo
HAD 2 HITS IN THE SAME INNING	Sebastian Rivero & Nate Eaton, 4th Inning, 4/27/2022 vs. Amarillo
SAW 16 PITCHES IN A SINGLE PLATE APPEARANCE	Donnie Dewees, 4/7/2017 vs. San Antonio
SAW 15 PITCHES IN A SINGLE PLATE APPEARANCE	Dennicher Carrasco, 7/18/2021 vs. Arkansas
SAW 14 PITCHES IN A SINGLE PLATE APPEARANCE	Jordan George, 8/27/2019 vs. Midland
SAW 10+ PITCHES IN A SINGLE PLATE APPEARANCE	Robbie Glendinning, 5/18/2022 @ Arkansas (11)
HIT HOME RUNS IN BOTH GAMES OF A DOUBLEHEADER	Jimmy Govern, 8/14/2021 vs. Frisco
HIT HOME RUNS IN BACK-TO-BACK GAMES	Michael Massey, 4/30 and 5/1 vs. Amarillo
HIT HOME RUNS IN 3 STRAIGHT GAMES	Michael Massey, 4/22 to 4/24/2022 @ Frisco
HIT HOME RUNS IN 4 STRAIGHT GAMES	Wil Myers, 5/5 to 5/8/2012 vs. Tulsa
HIT HOME RUNS IN 5 STRAIGHT GAMES	Clint Robinson, 8/7 to 8/12/2010 vs. Arkansas, @ Frisco
HAD 2+ HITS IN 8 STRAIGHT GAMES	Kurt Mertins, May 25 to June 6, 2009
HAD 2+ HITS IN 7 STRAIGHT GAMES	Jeff Bianchi, July 20 to July 27, 2009
HAD 2+ HITS IN 6 STRAIGHT GAMES	Anderson Miller, May 14 to May 19, 2019
HAD 2+ HITS IN 5 STRAIGHT GAMES	Bobby Witt Jr., June 16 to June 20, 2021
HAD A 20+ GAME HITTING STREAK	Clint Robinson, 21 Games: June 15 - July 12, 2010
HAD A 18+ GAME HITTING STREAK	Jordan Parraz, 19 Games: May 27 - June 15, 2009
HAD A 16+ GAME HITTING STREAK	Jacksson Flores, 17 Games: June 15 - July 6, 2018
HAD A 14+ GAME HITTING STREAK	Maikel Garcia, 14 Games: April 27 - May 12, 2022
HAD A 12+ GAME HITTING STREAK	Maikel Garcia, 14 Games: April 27 - May 12, 2022
HAD A 30+ GAME REACHED BASE STREAK	Jacksson Flores, 34 Games: May 29 - July 7, 2018
HAD A 25+ GAME REACHED BASE STREAK	Vinnie Pasquantino, 25 Games: August 5 - September 3, 2021
HAD A 20+ GAME REACHED BASE STREAK	Freddy Fermin, 23 Games: July 2, 2021 to August 4, 2021

## THE LAST TIME A NATURALS PITCHER....

THREW A 1-HITTER (9 Innings)	N/A
THREW A 1-HITTER (7 Innings)	N/A
THREW A 2-HITTER (9 Innings)	N/A
THREW A 2-HITTER (7 Innings)	Drew Parrish, 8/27/2021 vs. Springfield (Game 2)
THREW A 9-INNING COMPLETE GAME SHUTOUT	Corey Ray, 6/8/2017 vs. Springfield
THREW A 7-INNING COMPLETE GAME SHUTOUT	Drew Parrish, 8/27/2021 vs. Springfield
THREW A 5-INNING COMPLETE GAME SHUTOUT	Danny Duffy, 9/2/2010 vs. Arkansas
THREW A 9-INNING COMPLETE GAME	Scott Blewett, 8/10/2018 vs. Frisco
THREW AN 8-INNING COMPLETE GAME	Ofreidy Gomez, 8/2/2019 @ Tulsa
THREW A 7-INNING COMPLETE GAME	Drew Parrish, 8/27/2021 vs. Springfield
THREW A 6-INNING COMPLETE GAME	Sugar Ray Marimon, 5/26/2013 @ San Antonio
STRUCK OUT 13 IN A GAME	Danny Duffy, July 17, 2013 @ Tulsa
STRUCK OUT 12 IN A GAME	Josh Staumont, 9/4/2016 vs. Arkansas
STRUCK OUT 11 IN A GAME	Alec Marsh, 5/14/2021 vs. Tulsa
STRUCK OUT 10 IN A GAME	Alec Marsh, 5/19/2022 @ Arkansas
WALKED 8 IN A GAME	Noel Arguelles, 5/12/2013 @ Springfield
WALKED 7 IN A GAME	Jason Adam, 7/5/2013 @ Midland
WALKED 6 IN A GAME	Marcelo Martinez, 5/10/2022 vs. Wichita
WALKED 5 IN A GAME	Alec Marsh, 5/12/2022 vs. Wichita
ALLOWED 4 HOME RUNS IN A GAME	Francisco Terrero, 4/22/2018 @ Tulsa
ALLOWED 3 HOME RUNS IN A GAME	Alec Marsh, 4/30/2022 vs. Amarillo
ALLOWED 2 HOME RUNS IN A GAME	Angel Zepa, 5/18/2022 @ Arkansas
THREW 110+ PITCHES IN A GAME	Andy Ferguson, 8/9/2014 vs. San Antonio (116)
THREW 100+ PITCHES IN A GAME	Drew Parrish, 5/20/2022 @ Arkansas (100)
THREW 95+ PITCHES IN A GAME	Drew Parrish, 5/20/2022 @ Arkansas (100)
THREW 90+ PITCHES IN A GAME	Drew Parrish, 5/20/2022 @ Arkansas (100)
WON HIS NATURALS DEBUT	Walter Pennington, 4/23/2022 @ Frisco
THREW AN IMMACULATE INNING	Grant Gavin, 6th Inning 5/20/2019 @ Arkansas