

# EUGENE EMERALDS ONLINE TICKETING

# SCANNING YOUR TICKETS



This documentation is intended for those who have purchased tickets with the Emeralds and want to use their phone to scan into the ballpark.

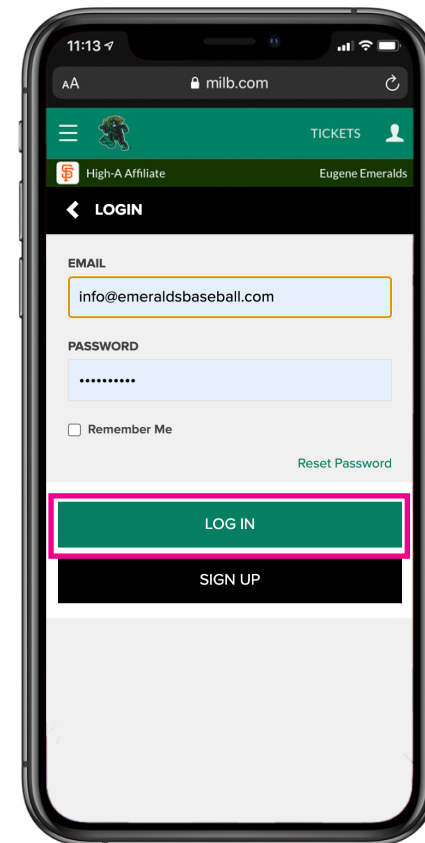
## STEP 1

On the front page of the Eugene Emeralds website click on the **MyProVenue MyTickets** link to take you to the log in page.



## STEP 2

On the **MyProVenue MyTickets** log in page, type in your email and password and click **LOG IN**.



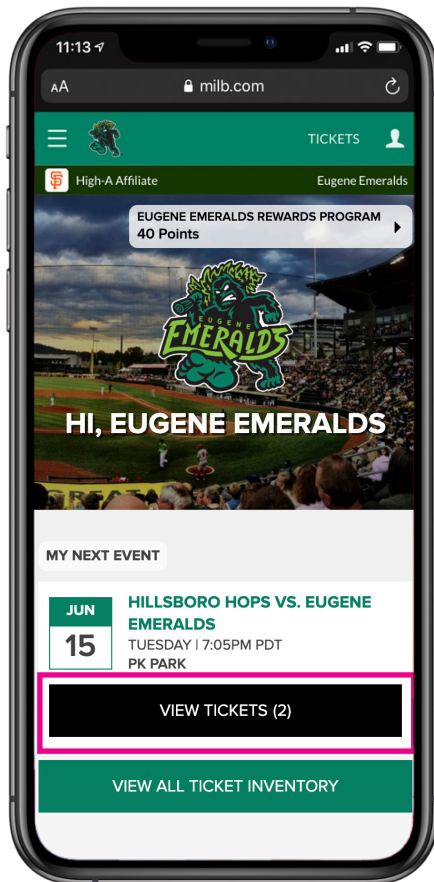
# EUGENE EMERALDS ONLINE TICKETING

## SCANNING YOUR TICKETS



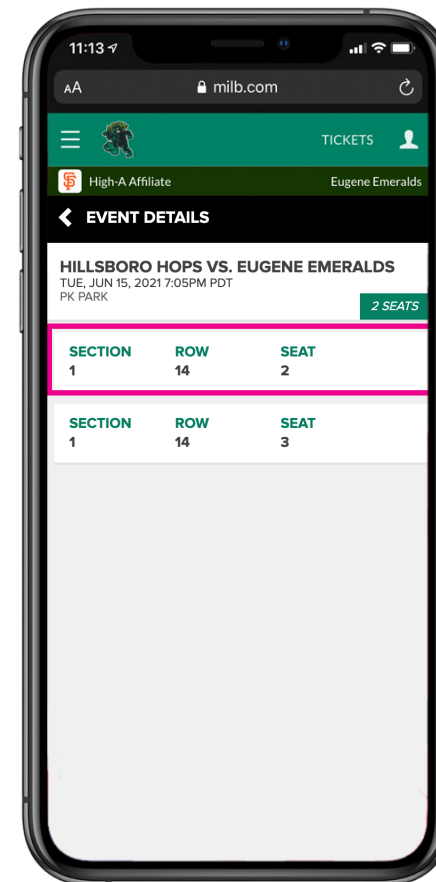
### STEP 3

On your **MyProVenue MyTickets** homepage click on **VIEW TICKETS**.



### STEP 4

Select the ticket you would like to view.



# EUGENE EMERALDS ONLINE TICKETING

# SCANNING YOUR TICKETS



## STEP 5

Show this barcode at the gates to be scanned in.  
Click **NEXT TICKET** to view your other ticket(s).



## NOTE

Click the arrow at the bottom of the screen to view the ticket back terms and conditions.