

# Springfield Cardinals

2008 Media Guide

Get Your **RED** On.



Proud Double-A affiliate of the 10-time  
World Champion St. Louis Cardinals.

# 2008 MEDIA GUIDE

## TABLE OF CONTENTS



Cardinals Contact Information . . . . .	1
Front Office Staff. . . . .	2-3
Broadcast Information . . . . .	4
Media Relations Policies . . . . .	5
Pre-Game Schedule. . . . .	6

### **SECTION A**

#### **2007 SPRINGFIELD CARDINALS PREVIEW**

2007 Springfield Cardinals Field Staff. . . . .	A1-A2
2007 Springfield Cardinals Player Bios. . . . .	A3-A28

### **SECTION B**

#### **2007 REVIEW**

Final Standings . . . . .	B1
Game-by-Game. . . . .	B2-B4
Springfield Cardinals Award Winners . . . . .	B5
Final Statistics . . . . .	B6
Cardinals Leaders . . . . .	B7
Cardinals Batting Totals & Breakdowns . . . . .	B8-B11
Cardinals Pitching Totals & Breakdowns. . . . .	B12-B15
Batting/Pitching By Month (Apr-Sept). . . . .	B16-B21
Playoff Totals . . . . .	B22
Records vs. Opponents . . . . .	B23
Record When . . . . .	B23
Final Attendance . . . . .	B23
Highs and Lows . . . . .	B24
Transactions . . . . .	B25
Texas League Team Statistics . . . . .	B26
Texas League Batting Leaders . . . . .	B27
Texas League Pitching Leaders. . . . .	B28-B29
Texas League Fielding Leaders . . . . .	B30

### **SECTION C**

#### **RECORDS & HISTORY**

Springfield Cardinals Firsts. . . . .	C1
All-Time Batting Leaders . . . . .	C2
All-Time Pitching Leaders . . . . .	C3
Last Time It Happened . . . . .	C4
Single-Season Records . . . . .	C5
All-Time Roster and Jersey Numbers. . . . .	C6

### **SECTION D**

#### **STL. CARDINALS MINOR LEAGUES**

Minor League Affiliates . . . . .	D1
Memphis Redbirds (Triple-A affiliate) . . . . .	D2-D3
Palm Beach Cardinals (Class-A affiliate). . . . .	D4-D5
Quad Cities River Bandits (Class-A affiliate). D6-D7	
Batavia Muckdogs (Class-A affiliate) . . . . .	D8-D9
Johnson City Cardinals (Rookie affiliate). . . . .	D10-D11

### **SECTION E**

#### **TEXAS LEAGUE OPPONENTS**

Texas League Media Contacts . . . . .	E-1
Arkansas Travelers. . . . .	E2-E5
Corpus Christi Hooks . . . . .	E6-E9
Frisco RoughRiders . . . . .	E10-E13
Midland RockHounds . . . . .	E14-E17
Northwest Arkansas Naturals. . . . .	E18-E21
San Antonio Missions . . . . .	E22-E25
Tulsa Drillers . . . . .	E26-E29

### **SECTION F**

#### **MISCELLANEOUS**

2008 Schedule . . . . .	F1
Hammons Field. . . . .	F2
Seating Charts and Prices . . . . .	F3
Attendance Figures . . . . .	F4
2008 Promotion Dates. . . . .	F5-F8
Logos . . . . .	F9
Notes . . . . .	F10

The content is based on information available through March 16, 2008. For further information and updates, contact the Springfield Cardinals Media Relations Department at (417) 863-0395.

Visit the Springfield Cardinals website at [www.springfieldcardinals.com](http://www.springfieldcardinals.com).

# FRONT OFFICE



## Contact Info & Miscellaneous

### Address:

Hammons Field  
955 East Trafficway  
Springfield, MO 65802

**Main Phone:** (417) 863-0395

**Tickets:** (417) 863-2143

**Fax:** (417) 863-0388

**Website:** www.springfieldcardinals.com

**Email:** springfield@stlcardinals.com

**Myspace:** www.myspace.com/springfieldcardinals

### Staff Member

Staff Member	Title	Email Address
Matt Gifford	V.P. / General Manager	mgifford@stlcardinals.com
Kirk Elmquist	V.P. of Sales & Marketing	kelmquist@stlcardinals.com
Scott Smulczenski	V.P. of Baseball & Business Op.	ssmulczenski@stlcardinals.com
Bill Fischer	V.P. of Facility Operations	bfischer@stlcardinals.com
Angela Deke	Box Office Manager	adeke@stlcardinals.com
Ron Henderson	Operations Manager	rhenderson@stlcardinals.com
Kate Mata	Group Sales Coordinator	kmata@stlcardinals.com
Dan Reiter	Senior Account Executive	dreiter@stlcardinals.com
Jenny Barlow	Account Executive	jbarlow@stlcardinals.com
Becky Bowles	Account Executive	bbowles@stlcardinals.com
Robby Gay	Account Executive	rgay@stlcardinals.com
Dan Kriegshauser	Account Executive	dkriegshauser@stlcardinals.com
Dirk Manley	Account Executive	dmanley@stlcardinals.com
Duane Miller	Account Executive	dfmiller@stlcardinals.com
Megan Welch	Account Executive	mwelch@stlcardinals.com
Mike Lindskog	Manager of P.R. / Broadcaster	mlindskog@stlcardinals.com
Jake Neimeyer	Visual Marketing Specialist	jneimeyer@stlcardinals.com
Jared Nevins	Ticket Sales	jnevins@stlcardinals.com
Cheryl Tipton	Ticket Sales	ctipton@stlcardinals.com
Christine Weyler	Ticket Sales	cweyler@stlcardinals.com
Brock Phipps	Head Groundskeeper	bphipp@stlcardinals.com
Aaron Lowrey	Assistant Groundskeeper	alowrey@stlcardinals.com
Joe Beaubien	Clubhouse Manager	jbeaubien@stlcardinals.com
Rob Evans	Broadcaster	revans@stlcardinals.com
Mike Amsler	General Manager of SportService	mamsler@dncinc.com

### Field Staff:

Ron "Pop" Warner	Manager
Bryan Eversgerd	Pitching Coach
Derrick May	Hitting Coach
Jay Pierson	Athletic Trainer
Chris Miller	Medical Director
Brian Mahaffey	Team Physician
Rick Seagraves	Orthopedic Surgeon

### Visiting Club Hotel:

University Plaza  
333 John Q. Hammons Parkway  
Springfield, MO 65806  
(417) 864-7333

**Stadium Name (year opened):**  
Hammons Field (2004)

### Directions to Stadium:

From I-44 or US-60, exit Hwy 65 to Chestnut Expressway Exit  
Go West on Chestnut Expressway and proceed to National.  
Turn left (South) on National.  
Turn right (West) on Trafficway. Hammons Field is on the right.

# FRONT OFFICE




## Staff

### MATT GIFFORD

Vice President/General Manager


Matt is in his fourth year as GM for the Springfield Cardinals, after gaining nine years of experience in a major league front office. Matt's primary responsibility is ensuring that fans who visit Hammons Field have an experience that is enjoyable and fun-filled. Another important responsibility is promoting the rich tradition of Cardinals baseball throughout the community. His other duties include overseeing all of the day-to-day operations of the Springfield Cardinals, as well as Hammons Field, for both the Cardinals and the Missouri State Bears. Matt began his career with the St. Louis Cardinals in 1996 as a season ticket sales representative. After spending time in Community Relations, Matt was promoted to the Marketing/Corporate sales department where he served as an account executive. In 2004, Matt was named Vice President of the St. Louis Cardinals, then relocated to Springfield to serve as general manager for the new Cardinals franchise in Springfield. In 2005, Matt was elected as a board member to the Greater Springfield Area Sports Commission. He also assists in raising funds for Cardinals Care, the St. Louis Cardinals Community Fund. He's currently the Chairman of the Springfield/Greene County Activate America Visionary Team, aimed at pioneering a healthier community. Matt is a 1995 graduate of Indiana University where he was a member of the Hoosiers baseball team and an intern in the IU Athletic Department. He attended high school in St. Louis, MO (Parkway West High School). Matt and his wife Emily have a son, Maxwell (5) and a daughter Megan (2).



### KIRK ELMQUIST

Vice President of Sales and Marketing


Kirk begins his fourth year with the Springfield Cardinals, where he is responsible for the team's marketing, sponsorship fulfillments, promotions, and public relations. Kirk joined the Cardinals after already establishing himself as a leader in the Springfield community. His prior credits include the Associate Executive Director of the Missouri Sports Hall of Fame, the GM of the local hotspot Chardonnay and the Director of Marketing at Millwood Golf and Racquet Club. Kirk is a 1990 graduate of Liberty University, where he received his B.S. in Marketing. Kirk enjoys public speaking, golfing, boxing and listening to Rat Pack music. A member of the South East Rotary Club, Kirk and his wife Kretia have a daughter (Chloe) and a son (Cross).



### SCOTT SMULCZENSKI

Vice President of Baseball and Business Operations


Scott enters his fourth year with Springfield after working as the Director of Minor League Operations for the St. Louis Cardinals. Now entering his 25th year in the St. Louis Cardinals organization, Scott is responsible for all revenue that comes in and out of the organization, including accounts payable, accounts receivable and cash receipts. He also oversees box office operations, customer relations, and internal office services. Scott and his wife Kelly have two daughters (Danielle, 15 and Hanna, 13) and a Polish Retriever (Bailey).



### BILL FISCHER

Vice President of Facility Operations

In his fourth year with the Cardinals, Bill is responsible for the day-to-day operations of the stadium. He coordinates all the capital projects, including design plans as well as ensuring that everything is done on time and according to specifications. In doing so, he works closely with Mr. Hammons to oversee the stadium. Bill Fischer joined the Cardinals after helping Mr. Hammons as a consultant, prior to the opening of Hammons Field. Bill retired in November of 2003, after 22 years of working in the cable television industry. He started Fischer Consulting after retiring and then moved into his position with the Cardinals. Bill and his wife Karen have a daughter (Melanie) and a son (Lance).



# FRONT OFFICE



## Full-Time Staff




**JENNY BARLOW**  
Account Executive



**BECKY BOWLES**  
Account Executive



**ANGELA DEKE**  
Box Office Manager




**ROBBY GAY**  
Account Executive



**RON HENDERSON**  
Operations Manager




**DAN KRIEGSHAUSER**  
Account Executive



**MIKE LINDSKOG**  
Manager of  
PR/Broadcaster



**AARON LOWREY**  
Assistant  
Groundskeeper




**DIRK MANLEY**  
Account Executive



**KATE MATA**  
Group Sales  
Coordinator



**DUANE MILLER**  
Account Executive



**JAKE NEIMEYER**  
Visual Marketing  
Specialist



**BROCK PHIPPS**  
Head  
Groundskeeper



**DAN REITER**  
Senior Account  
Executive




**MEGAN WELCH**  
Account Executive

# BROADCASTS




## Staff, Broadcast Information



**MIKE LINDSKOG**  
Manager of Public  
Relations & Voice of the  
Springfield Cardinals

Mike's 2008 season will be his 16th in Minor League Baseball and fourth with the Cardinals. Born and raised in Spokane, WA, Mike worked for the

Brett Sports-owned Spokane Indians of the Northwest League for eight seasons. In 2001, he became the Voice of the High Desert Mavericks of the California League and spent three seasons there before moving on to the El Paso Diablos of the Texas League. Mike has a 12-year old, four-foot iguana named Bandito. Mike loves rooting for the Seattle Seahawks, Seattle Mariners, Gonzaga Bulldogs, New York Rangers and of course...the St. Louis Cardinals.



**ROB EVANS**  
Broadcaster

Rob Evans moved to Springfield while in High School in 1973 and has more than 22 years of experience as a minor league broadcaster. In addition to his Minor League Baseball work, he also has Major

League Baseball experience to his credit. In 2003-2004, Evans did play-by-play work for the Montreal Expos on select road trips, even calling games at Busch Stadium against the St. Louis Cardinals. After a ten-year run at the AAA level for the Norfolk Tides, Evans returned to Springfield in 2001 for a full-time position with Meyer Communications (Jock 98.7 FM). Evans' radio resume includes Missouri State LadyBears Basketball, Drury basketball, Southwest Baptist football, Missouri State baseball and also sideline reporting for Missouri State football.

### CARDINALS RADIO BROADCAST INFORMATION

For a fourth consecutive year, the Springfield Cardinals are proud to be heard on JOCK 98.7 FM (KWTO). All 140 regular season games will be broadcast live by Mike Lindskog and Rob Evans. All broadcasts can also be heard live on the internet through [springfieldcardinals.com](http://springfieldcardinals.com) or [jock987.com](http://jock987.com).

All radio broadcasts will begin 15 minutes prior to the first pitch with the Pregame Show. The Postgame Show will follow all radio broadcasts.

Fans can also tune in to The Ozarks CW and KY3 in 2008, as 14 home games will be televised, with KY3 Sports Director Ned Reynolds calling the play-by-play.

### 2008 TV SCHEDULE

DATE	DAY	AIR TIME	OPP	STATION
March 28	Fri.	7:10 P.M.	STL	KY3
March 29	Sat.	1:10 P.M.	STL	The Ozarks CW
April 19	Sat.	2:10 P.M.	TUL	The Ozarks CW
May 3	Sat.	6:10 P.M.	ARK	The Ozarks CW
May 17	Sat.	6:10 P.M.	TUL	The Ozarks CW
June 14	Sat.	6:10 P.M.	NWA	The Ozarks CW
June 25	Wed.	7:10 P.M.	Allstar	The Ozarks CW
July 12	Sat.	6:10 P.M.	NWA	The Ozarks CW
July 13	Sun.	6:10 P.M.	NWA	KY3
August 2	Sat.	6:10 P.M.	TUL	The Ozarks CW
August 3	Sun.	6:10 P.M.	TUL	KY3
August 16	Sat.	6:10 P.M.	COR	The Ozarks CW
August 23	Sat.	6:10 P.M.	ARK	The Ozarks CW
August 29	Fri.	7:10 P.M.	TUL	KY3



# MEDIA RELATIONS

## Policies & Procedures



**PRESS CREDENTIALS** are available to accredited members of the news media. Credential requests should be emailed (preferred), mailed or faxed on company letterhead to the following addresses:

via email: Mike Lindskog  
mlindskog@stlcardinals.com

via mail/fax: Media Relations  
955 East Trafficway  
Springfield, MO 65802  
Phone: (417) 863-2143  
Fax: (417) 863-0388

All requests should be received at least 24 hours in advance of the requested date. Credentials **must be worn in a visible manner at all times**. Credentials are not transferable. All credentials will be available at the Will Call Window located at the lower ticket window on the southeast side (right field) of Hammons Field. Photo identification is required. **NO AUTOGRAPHS**.

**PRESS BOX** is located behind home plate on the Suite Level of Hammons Field. All workstations have electrical outlets and are equipped with outside phone access. Only accredited working media will be allowed in the press box. **NO CHILDREN**.

**ACCESS TO CARDINALS CLUBHOUSE** will be available to media with proper credentials issued by the Springfield Cardinals. No other credentials will be honored. The clubhouse will be closed to media 45 minutes prior to all games. The Springfield Cardinals reserve the right to add additional restrictions at any time. The players lounge, training room and weight room are closed to media at all times.

**MEDIA NOTES** and statistics are available in the press box approximately two hours prior to game time, and are also available as a .pdf file online at [www.springfieldcardinals.com](http://www.springfieldcardinals.com). Anyone needing information earlier should contact the Media Relations Department. Box scores will be available after each game as soon as they become available from MLB.

**MEDIA GUIDES** are available in the press box or upon request from Springfield Cardinals Media Relations representatives.

**WIRELESS INTERNET ACCESS** is available at Hammons Field. A member of the Media Relations staff can assist in establishing a connection through a password.

**INTERVIEWS** should be arranged prior to and following Cardinals games. The field staff and the players are usually available on the field or in the clubhouse during batting practice as long as the interview does not interrupt their pre-game routine. Pre-game interviews must be completed 45 minutes prior to game.

**DIGITAL PHOTOS** of players are available upon request from Cardinals Media Relations representatives.

**TRANSACTIONS** updates are available on the Springfield Cardinals web site at [www.springfieldcardinals.com](http://www.springfieldcardinals.com). To access the transactions link, move the cursor over the tab that says Team on the left hand side of the homepage and the Transactions option will become available.

**CARDINALS NEWSLETTER** updates are provided for anyone on the Newsletter email list, and includes breaking information such as roster moves and injury updates. To sign up for the Springfield Cardinals Newsletter, select the link on the homepage of the Cardinals web site at [www.springfieldcardinals.com](http://www.springfieldcardinals.com) and enter your information in the required boxes.

# 2008 PRE-GAME

## Batting/Infield Practice Schedule



### 7:10 P.M. GAME TIME

4:25-4:35	Cardinals Infield
4:35-5:20	Cardinals Batting Practice
5:20-6:05	Visitors Batting Practice
6:05-6:15	Screens Removed
6:15-6:25	Visitors Infield
6:25-6:55	Field Preparation
6:45-7:02	Pre-game Activities

### 6:10 P.M. GAME TIME

3:25-3:35	Cardinals Infield
3:35-4:20	Cardinals Batting Practice
4:20-5:05	Visitors Batting Practice
5:05-5:15	Screens Removed
5:15-5:25	Visitors Infield
5:25-5:55	Field Preparation
5:45-6:02	Pre-game Activities

### 2:10 P.M. GAME TIME

11:25-11:35	Cardinals Infield
11:35-12:20	Cardinals Batting Practice
12:20-1:05	Visitors Batting Practice
1:05-1:15	Screens Removed
1:15-1:25	Visitors Infield
1:25-1:55	Field Preparation
1:45-2:02	Pre-game Activities

### 12:10 P.M. GAME TIME

9:25-9:35	Cardinals Infield
9:35-10:20	Cardinals Batting Practice
10:20-11:05	Visitors Batting Practice
11:05-11:15	Screens Removed
11:15-11:25	Visitors Infield
11:25-11:55	Field Preparation
11:45-12:02	Pre-Game Activities

\*During inclement weather, all pre-game activities will be held in the training facility

\*\*Gates open one hour prior to game times




Joe Mather's 18 first-half home runs helped lead the Cardinals to their first-ever North Division Pennant

# 2008 Springfield Cardinals

## 2008 Field Staff & Players

### Biographies & Records



**RON "POP" WARNER**  
Manager

Ron Warner begins his second season as skipper of the Springfield Cardinals in 2008. "Pop" was officially named Manager of of the Cards on November 20, 2006, after managing the Palm Beach (A) club for two seasons and after five years as an instructor and manager in the organization.


Warner led Springfield to their first-ever playoff appearance in 2007, as the Cards defeated Tulsa before falling to San Antonio in the Texas League Championship Series. In 2005, he guided the Palm Beach Cardinals to the Florida State League Championship. Before joining Palm Beach in 2005, Warner was the Hitting Coach at Class-A Peoria in 2004, leading the team to a Midwest League best .277 batting average. The previous two years (2002-2003), Warner was a coach at Class-A New Jersey. He made his coaching debut in 2001 at Double-A New Haven.

In 2000, Warner served as the batting practice pitcher for the Major League club. Originally drafted by the Cardinals in the 17th round in 1991 as a shortstop out of the University of Wyoming, he spent nine years playing in the Redbirds farm system. In 1999, he hit .290 with 11 home runs and 33 RBI for Memphis while playing several positions.

Warner, 38, resides in St. Charles, MO, with his wife Laura and son, Colin Michael.

#### WARNER'S MANAGERIAL RECORD

YEAR	TEAM	LEAGUE	CLASS	WON	LOST	PCT.
2005	Palm Beach	FSL	A	69	71	.493
2006	Palm Beach	FSL	A	75	60	.556
2007	Springfield	TEX	AA	73	63	.537
Totals				217	194	.528




**BRYAN EVERSGERD**  
Pitching Coach

Eversgerd begins his first season as Springfield's Pitching Coach in 2008, replacing three-year Pitching Coach Blaise Ilsley, who was promoted to Triple-A Memphis. The past four seasons, he's held the same position with the Cards' Midwest League affiliate, including the last three in Quad Cities.

Bryan began his baseball career by signing as a non-drafted free agent on June 14, 1989. He made his big league debut on April 26th, 1994, working a scoreless inning for St. Louis. Recorded his lone Major League win in his only Major League start, defeating the Florida Marlins on May 20, 1994 in Miami. The left-hander also pitched in the big leagues with Montreal and Texas, before returning to the Cardinals in 1998. He remained part of the St. Louis system through 2000, when he retired.

Eversgerd resides in Hoffman, Ill., with his wife Lisa and their children Kristen (10) and Jacob (8).




**DERRICK MAY**  
Hitting Coach

May returns to Springfield for his second year as Hitting Coach. Prior to the 2007 season, May spent two years under Manager "Pop" Warner, as the Hitting Coach of the Palm Beach Cardinals in the Florida State League.

Drafted by the Chicago Cubs in the first round of the 1986 draft, May enjoyed a ten-year career with six Major League teams: the Cubs, Brewers, Astros, Phillies, Expos and Orioles. A life-time .271 hitter in

797 career games, his best season came with the Cubs in 1993, when he played in 128 games, batting .295 with ten homers and 77 RBIs.

May finished his career by playing three years in Japan for the Chiba Lotte Marines.



**JAY PIERSON**  
Athletic Trainer

Pierson joins the Springfield Cardinals in his first year within the St. Louis system, taking over for Brad LaRosa, who had been with Springfield for the past three seasons.

Jay had been in the Detroit Tigers system for the past four seasons, including the last two with their Midwest League affiliate, the West Michigan Whitecaps. Prior to his time in the Midwest League, Pierson spent two seasons in Oneonta, Detroit's New York Penn League affiliate.

Pierson earned a Bachelor of Science Degree in School Health and a Master's Degree in Sports Physiology from Texas A&M.

## Bryan ANDERSON • C

Height - 6'1      Bats - L      Born - 12/16/86  
Weight - 200      Throws - R      Resides - Simi Valley, CA  
SCHOOL - Simi Valley HS (CA)  
HOW OBTAINED - 4th round (140th overall) in the June, 2005 free-agent draft



YR	CLUB	LG	AVG	G	AB	R	H	2B	3B	HR	RBI	SH	SF	HP	BB	SO	SB	CS	E
05	Johnson City	Appy	.331	51	154	28	51	8	1	6	36	1	5	1	15	29	5	1	3
06	Quad Cities	Mid	.302	109	381	50	115	29	3	3	51	1	2	5	42	66	2	6	6
07	Springfield	Tex	.298	103	389	51	116	15	1	6	53	2	6	2	32	77	0	1	7
Minor League Totals			.305	263	924	129	282	52	5	15	140	4	13	8	89	172	8	8	16

### 2007 Season:

- Selected to the Texas League All-Star game in Corpus Christi, TX
- Selected to the Texas League Post Season All-Star Team
- In just his third professional season made the jump from low-A to double-A Springfield where he spent the entire season.
- Was named to the Team USA roster that won the 2007 Baseball Federation World Cup in Chinese Taipei. Hit .455 (5-11) in four games and shared catching duties with Jason Jaramillo (PHI).
- Participated in the Future's Game in San Francisco during the All-Star break. Was the starting catcher and went 0-2.
- Saw action in 103 of Springfield games recording a .990 fielding pct. in 99 games behind the plate. Committed just seven errors and led the Texas League with 639 putouts.
- Rated as Cardinals third-highest prospect by Baseball America.

### 2006 Season:

- Set career high on August 14th and 28th, with five RBI
- Had 19 hits in 13 games, setting a career high monthly batting average of .404 in 2006
- Career high 51 RBI's in 2006 for the Swing.

## Brandon Buckman • 1B

Height - 6'6      Bats - L      Born - 2/14/84 at San Diego, CA  
Weight - 205      Throws - L      Resides - Lincoln, NE  
SCHOOL - University of Nebraska  
HOW OBTAINED - Cardinals' 19th round selection (586th overall) in the June, 2006 First-Year Player Draft.



YR	CLUB	LG	AVG	G	AB	R	H	2B	3B	HR	RBI	SH	SF	HP	BB	SO	SB	CS	E
06	Johnson City	Appy	.300	62	230	33	69	17	0	8	34	0	1	1	24	31	0	2	6
07	Quad Cities	Mid	.341	67	261	39	89	19	2	14	52	0	3	3	17	42	2	1	3
	Palm Beach	FSL	.268	50	194	18	52	10	0	5	27	0	4	1	8	34	0	0	4
Minor League Totals			.307	179	685	90	210	46	2	27	113	0	8	5	49	107	2	3	13

### 2007 Season:

- Began season at Quad Cities before being promoted to Palm Beach on 6/19/07
- Had season-best four-hit game on 6/30/07 at Sarasota
- Led the Midwest League with 14 HR and a .590 slugging percentage before being promoted to Palm Beach
- Appeared in the Midwest League All-Star Game, going 2-for-5

Allen **CRAIG** • 3B

Height - 6'2 Bats - R Born - 7/18/84 at Mission Viejo, CA  
 Weight - 190 Throws - R Resides - Temecula, CA

SCHOOL - University of California - Berkeley

HOW OBTAINED - Cardinals' 8th round selection (256th overall) in the June, 2006 First-Year Player Draft.



YR	CLUB	LG	AVG	G	AB	R	H	2B	3B	HR	RBI	SH	SF	HP	BB	SO	SB	CS	E	
06	State College	NYP	.257	48	175	21	45	13	0	4	29	1	5	7	13	28	0	0	9	
07	Palm Beach	FSL	.312	112	423	77	132	25	2	21	77	0	4	6	35	79	8	3	17	
	Springfield	Tex	.292	7	24	5	7	2	0	3	3	0	0	0	1	6	0	0	2	
Minor League Totals				.296	167	622	103	184	40	2	28	109	1	9	13	49	113	8	3	28

**2007 Season:**

- Selected as Cardinals Minor League Player of the Month for June, batting .337 with 19 R, 7 HR and 24 RBI in 26 games
- Named to Florida State League mid-season and postseason All-Star teams
- Selected as the Florida State League All-Star Game's Most Valuable Player, after going 2-for-4 with a 2-run HR
- Finished second in the Florida State League with 224 total bases and third with a .312 batting average

Gary **DALEY** • RHP

Height - 6'3 Bats - R Born - 11/1/85 at Grass Valley, CA  
 Weight - 200 Throws - R Resides - Grass Valley, CA

SCHOOL - Cal Poly San Luis Obispo

HOW OBTAINED - Cardinals' 3rd round selection (106th overall) in the June, 2006 First-Year Player Draft.



YR	CLUB	LG	W-L	ERA	G	GS	CG	SHO	SV	IP	H	R	ER	HR	HB	BB	SO	WP	BK
06	State College	NYP	5-6	3.28	15	14	0	0	0	74.0	76	37	27	0	3	32	64	4	1
07	Palm Beach	FSL	3-3	4.94	12	12	0	0	0	58.1	57	37	32	3	6	44	39	3	0
	GCL Cardinals	GCL	0-2	15.43	5	4	0	0	0	14.0	18	28	24	0	11	18	14	10	0
Minor League Totals				8-11	5.10	32	30	0	0	146.1	151	102	83	3	20	94	117	17	1

Adam **DANIELS** • LHP

Height - 6'2 Bats - L Born - 8/16/82 at North Vancouver, B.C.  
 Weight - 190 Throws - L Resides - North Vancouver, B.C.

SCHOOL - Oklahoma State University

HOW OBTAINED - Cardinals' 15th round selection (470th overall) in the June, 2005 First-Year Player Draft.



YR	CLUB	LG	W-L	ERA	G	GS	CG	SHO	SV	IP	H	R	ER	HR	HB	BB	SO	WP	BK
05	New Jersey	NYP	2-1	4.50	10	5	0	0	0	26.0	18	14	13	0	3	18	25	6	0
06	Quad Cities	Mid	7-11	3.07	24	24	1	0	0	137.2	139	67	47	3	7	44	128	*28	3
07	Palm Beach	FSL	4-6	3.52	12	12	0	0	0	71.2	77	40	28	3	7	13	56	3	0
	Springfield	Tex	5-7	5.94	15	15	0	0	0	72.2	84	53	48	5	8	34	43	1	1
Minor League Totals				18-25	3.97	61	56	1	0	308.0	318	174	136	11	25	109	252	38	4

**2007 Season:**

- Named Texas League Pitcher of the Week (6/25 - 7/1) after throwing seven shut-out innings against Midland on 6/29

**2006 Season:**


- Had the fourth-lowest ERA (3.07) in the Cardinals minor league system and 15th in the Midwest League
- Named Midwest League Pitcher of the Week (7/24-30) when he won two starts, not allowing an earned run and striking out 13

Eddie **DEGERMAN** • RHP

Height - 6'4 Bats - R Born - 9/14/83 at Van Nuys, CA  
 Weight - 205 Throws - R Resides - Granada Hills, CA

SCHOOL - Rice University

HOW OBTAINED - Cardinals' 4th round selection (136th overall) in the June, 2006 First-Year Player Draft.



YR	CLUB	LG	W-L	ERA	G	GS	CG	SHO	SV	IP	H	R	ER	HR	HB	BB	SO	WP	BK
06	State College	NYP	2-1	2.76	9	9	0	0	0	42.1	37	18	13	1	0	20	53	9	0
07	Quad Cities	Mid	1-1	2.45	12	6	0	0	1	47.2	26	16	13	4	1	19	71	12	0
	Palm Beach	FSL	4-4	5.93	11	10	0	0	0	54.2	50	41	36	3	1	36	57	*16	0
Minor League Totals				7-6	3.86	32	25	0	1	144.2	113	75	62	8	2	75	181	37	0

**2007 Season:**

- Ended the 2007 season with three wins for Palm Beach on Aug. 18, 23, and 29
- In three wins, went 19.1 innings with 21 strike outs and only allowing eight hits and seven earned runs

**2006 Season:**

- Struck out 53 batters in 43.1 IP for the State College Spikes
- Held opposing batters to a .277 average




# Mike FERRIS • 1B

Height - 6'2 Bats - L Born - 12/31/82 at Evansville, IN  
Weight - 220 Throws - L Resides - Cincinnati, OH

SCHOOL - Miami University (OH)

HOW OBTAINED - Cardinals' 2nd round selection (60th overall) in the June, 2004 First-Year Player Draft.



YR	CLUB	LG	AVG	G	AB	R	H	2B	3B	HR	RBI	SH	SF	HP	BB	SO	SB	CS	E
04	New Jersey	NYP	.199	40	146	18	29	5	0	3	14	0	0	1	19	44	2	1	1
05	Quad Cities	Mid	.230	127	439	65	101	26	0	16	69	3	5	2	69	88	2	3	10
06	Palm Beach	FSL	.205	99	341	48	70	18	1	8	38	2	2	3	47	105	0	2	13
07	Palm Beach	FSL	.212	9	33	3	7	2	0	1	9	0	2	0	2	4	0	0	0
	Springfield	Tex	.227	65	176	24	40	8	0	3	20	0	0	0	26	55	1	1	1
	Memphis	PCL	.216	22	51	5	11	3	0	2	5	0	0	0	6	12	1	1	0
	Minor League Totals		.218	362	1186	163	258	62	1	33	155	5	9	6	169	308	6	8	25

### 2007 Season:

- Split time between Palm Beach, Springfield, and Memphis clubs
- Promoted to Memphis on 7/24
- Had only one error in 37 games at first base for Springfield

# David Freese • 3B

Height - 6'2 Bats - R Born - 4/28/83 at Corpus Christi, TX  
Weight - 220 Throws - R Resides - Wildwood, MO

SCHOOL - University of South Alabama

HOW OBTAINED - Acquired in trade with the San Diego Padres in a trade for outfielder Jim Edmonds on Dec. 15, 2007



YR	CLUB	LG	AVG	G	AB	R	H	2B	3B	HR	RBI	SH	SF	HP	BB	SO	SB	CS	E
06	Eugene	NOR	.379	18	58	19	22	8	0	5	26	0	2	4	7	12	0	0	2
	Fort Wayne	Mid	.299	53	204	27	61	13	3	8	44	0	1	4	21	44	1	1	5
07	Lake Elsinore	Cal	.302	128	503	104	152	31	6	17	96	0	4	16	69	99	6	1	13
	MINOR TOTALS		.307	199	765	150	235	52	9	30	166	0	7	24	97	155	7	2	20

### 2007 Season:

- Spent the entire season at Lake Elsinore (A) of the California League and led the team with 128 games played, 152 hits and 69 walks.
- Ranked third in the California League with 104 runs scored and 69 walks. His 246 total bases were fifth-most in the league.
- Was a mid-season and post-season All-Star. Went 1-for-2 with two walks, two runs and two RBI as starting third baseman in the All-Star Game.
- Topped all qualifying third baseman in the California League with a .958 fielding percentage and led the league with 310 total chances and 238 assists.
- Had a pair of 13-game hitting streaks, from 5/26-6/7 (.418, 23-55) and 7/11-24 (.411, 23-56).
- Collected RBI in six consecutive games from 6/21-27 (eight RBI total).
- Batted .356 (37-104) in 27 games during the month of May.
- Went 4-for-6 with a season-high six RBI on 7/15 at High Desert.
- Drove in 10 runs and went 10-for-50 (.200) with a pair of home runs in 12 postseason games.

# Brad FURNISH • LHP

Height - 6'1 Bats - S Born - 1/19/85 at Wichita Falls, TX  
Weight - 185 Throws - L Resides - Lucas, TX

SCHOOL - Texas Christian University

HOW OBTAINED - Cardinals' 2nd round selection (54th overall) in the June, 2006 First-Year Player Draft.



YR	CLUB	LG	W-L	ERA	G	GS	CG	SHO	SV	IP	H	R	ER	HR	HB	BB	SO	WP	BK
06	State College	NYP	3-6	3.94	15	*15	0	0	0	75.1	65	36	33	5	3	19	68	*13	0
07	Quad Cities	Mid	3-3	2.42	21	12	0	0	2	81.2	56	31	22	7	5	27	76	11	0
	Palm Beach	FSL	3-3	4.91	8	5	0	0	0	36.2	33	22	20	3	2	22	24	1	0
	Minor League Totals		9-12	3.49	44	32	0	0	2	193.2	154	89	75	15	10	68	168	25	0

### 2007 Season:

- In eight games for Palm Beach, kept opposing batters to a .237 average
- Faced 328 total batters in 21 games for Quad Cities

### 2006 Season:

- His 15 starts for the Spikes was tied for most starts in the New York-Penn League

# Isaias GARCIA • 2B

Height - 5'10 Bats - R Born - 8/20/84 at Houston, TX  
Weight - 180 Throws - R Resides - Houston, TX

SCHOOL - University of Houston

HOW OBTAINED - Cardinals' 34th round selection (1036th overall) in the June, 2006 First-Year Player Draft.



YR	CLUB	LG	AVG	G	AB	R	H	2B	3B	HR	RBI	SH	SF	HP	BB	SO	SB	CS	E
06	Johnson City	Appy	*.339	57	192	35	65	17	2	4	25	0	0	3	15	13	4	1	5
07	Quad Cities	Mid	.342	11	38	5	13	2	0	0	3	0	0	2	5	2	2	0	2
	Palm Beach	FSL	.252	91	309	38	78	15	1	5	30	2	3	4	17	36	0	2	14
	Minor League Totals		.289	159	539	78	156	34	3	9	58	2	3	9	37	51	6	3	21

### 2007 Season:

- Had a .653 slugging percentage for Palm Beach
- Started 82 of 91 games at second base for Palm Beach

### 2006 Season:


- Was the Appalachian League batting champion
- Led all Cardinals minor leaguers with a .339 batting average
- Posted the lowest strikeout per plate appearance ratio in the Appalachian League at 16.15 plate appearances per strikeout

### Jaime Garcia ♦ LHP

Height - 6'1 Bats - R Born - 9/1/82  
Weight - 210 Throws - R Resides - Miami, FL

SCHOOL - Miami Southridge HS (FL)

HOW OBTAINED - Selected by the Cardinals from the Pittsburgh Pirates in the AAA phase of the Rule 5 draft on 12/7/06



YR	CLUB	LG	W-L	ERA	G	GS	CG	SHO	SV	IP	H	R	ER	HR	HB	BB	SO	WP	BK	
06	Quad Cities	Mid	5-4	2.90	13	13	1	0	0	77.2	67	28	25	1	2	18	80	7	4	
	Palm Beach	FCL	5-4	3.84	12	12	0	0	0	77.1	84	33	33	3	1	16	51	5	*5	
07	Springfield	Tex	5-9	3.75	18	18	0	0	0	103.1	93	47	43	14	3	45	97	13	1	
MINOR TOTALS				15-17	3.52	43	43	1	0	0	258.1	244	108	101	18	6	79	228	25	10

#### 2007 Season:


- Season was interrupted due to left elbow discomfort. Was shut down on 7/23 as team doctors prescribed rest for a sprained ligament.
- Was leading the Texas League with 97 strikeouts and his 3.75 ERA was 10th-lowest in the league at the time.
- Fanned six-or-more batters in 10 of 18 starts, including seven of his last eight.
- Won two of his last three starts (2-1, 1.80 ERA, 20.0 IP/4 ER, 9 BB, 18 SO).
- Limited opponents to a .203 (12-59) batting average with runners on and two outs and a .200 (8-40) batting average with runners in scoring position and two outs.
- Pitched a scoreless inning at the Texas League All-Star Game on 6/26, allowing two hits while fanning one.
- Rated as fourth-best Cardinals prospect by *Baseball America*.

### Reid GORECKI ♦ OF

Height - 6'1 Bats - R Born - 12/22/80 at Queens, NY  
Weight - 180 Throws - R Resides - East Rockaway, NY

SCHOOL - University of Delaware

HOW OBTAINED - Cardinals' 13th round selection (402nd overall) in the June, 2002 First-Year Player Draft.



YR	CLUB	LG	AVG	G	AB	R	H	2B	3B	HR	RBI	SH	SF	HP	BB	SO	SB	CS	E	
02	New Jersey	NYP	.281	73	274	*55	77	8	*13	8	52	1	7	2	20	57	22	11	3	
03	Peoria	Mid	.267	128	480	77	128	19	8	15	61	4	4	3	51	90	23	11	13	
04	Palm Beach	FSL	.277	118	440	74	122	23	3	8	47	7	8	2	46	80	23	9	9	
	Tennessee	Sou	.320	7	25	1	8	3	0	0	1	0	0	0	2	3	1	0	0	
05	Springfield	Tex	.182	46	159	12	29	6	0	3	16	4	1	0	18	38	1	3	2	
	Palm Beach	FSL	.286	64	234	38	67	18	2	6	41	2	4	3	32	55	24	7	0	
06	Springfield	Tex	.251	85	327	56	82	21	2	16	51	7	2	3	42	80	17	9	5	
	Memphis	PCL	.162	21	74	7	12	4	0	1	9	1	2	1	9	21	3	3	1	
07	Springfield	Tex	.237	24	76	9	18	1	0	0	8	0	0	0	11	20	3	2	3	
	GCL Cardinals	GCL	.313	10	32	7	10	5	0	0	5	0	0	0	4	4	4	0	0	
Minor League Totals				.261	576	2121	336	553	108	28	57	291	26	28	14	235	448	121	55	36

#### 2007 Season:

- Had a .469 slugging and .389 on base percentages for the Gluf Coast Cardinals during a rehab assignment
- Went on the disabled list on April 13 with a left wrist sprain
- Came back off the disabled list on Aug. 11
- Had a five-game hit streak from 8/21 - 8/27 (7-14, .500)

#### 2006 Season:

- His 17 home runs ranked 6th in the Cardinals minor league system
- Voted to mid-season Texas League All-Star Team (did not play due to injury)
- Had nine home runs and 18 extra-base hits in 24 games in the season's opening month
- Had a season high 11-game hit streak from 4/9-20 (.383, 18-47)

#### 2005 Season:

- Hit game-tying HR in the top of the 9th in decisive Game 5 of the Florida State League Championship as Palm Beach defeated Lakeland 5-4 in 10 innings to clinch the league title

### Luke GORSETT ♦ OF

Height - 6'2 Bats - R Born - 5/28/85 at Denver, CO  
Weight - 200 Throws - R Resides - Denver, CO

SCHOOL - University of Nebraska

HOW OBTAINED - Cardinals' 7th round selection (226th overall) in the June, 2006 First-Year Player Draft.



YR	CLUB	LG	AVG	G	AB	R	H	2B	3B	HR	RBI	SH	SF	HP	BB	SO	SB	CS	E	
06	State College	NYP	.211	24	76	7	16	2	0	2	5	2	0	4	9	23	1	1	1	
07	Quad Cities	Mid	.286	77	266	40	76	21	2	4	18	0	3	10	12	44	1	0	2	
	Palm Beach	FSL	.310	47	171	15	53	12	2	5	33	1	1	4	7	25	6	5	1	
Minor League Totals				.283	148	513	62	145	35	4	11	56	3	4	18	28	92	8	6	4

#### 2007 Season:

- Had a .491 slugging percentage at Palm Beach
- Picked up 26 RBIs, six stolen bases and a .534 slugging percentage in Aug. for Palm Beach

### Tyler GREENE ♦ SS

Height - 6'2 Bats - R Born - 8/17/83 at Ft. Lauderdale, FL  
Weight - 180 Throws - R Resides - Plantation, FL

SCHOOL - Georgia Tech

HOW OBTAINED - Cardinals' 1st round selection (30th overall) in the June, 2005 First-Year Player Draft.



YR	CLUB	LG	AVG	G	AB	R	H	2B	3B	HR	RBI	SH	SF	HP	BB	SO	SB	CS	E	
05	New Jersey	NYP	.261	35	138	28	36	12	0	1	18	0	1	5	15	37	13	1	9	
	Palm Beach	FSL	.271	20	85	17	23	4	0	2	5	0	0	2	5	28	6	0	9	
06	Palm Beach	FSL	.224	71	268	38	60	10	1	5	19	1	1	4	29	90	22	3	23	
	Quad Cities	Mid	.287	59	223	42	64	8	3	15	47	0	1	12	20	65	11	0	10	
07	Springfield	Tex	.244	65	221	41	54	17	2	8	25	4	1	5	16	62	10	2	13	
Minor League Totals				.253	250	935	166	237	51	6	31	114	5	4	28	85	282	62	6	64

#### 2007 Season:

- Injured right knee while swinging on 6/16/07 at Wichita
- Returned to action on 7/8/07 but re-injured knee in first plate appearance, resulting in season-ending knee surgery
- Had hit safely in nine of last 11 games prior to injury

#### 2006 Season:

- His 33 stolen bases topped all Cardinals minor leaguers
- Named Cardinals Best Infield Arm by *Baseball America Prospect Handbook*

#### 2005 Season:

- Ranked the third-best prospect in the Cardinals system by *Baseball America*.
- His 19 stolen bases was fifth among Cardinals minor leaguers

# Luke GREGERSON • RHP

Height - 6'3      Bats - L      Born - 5/14/84 at Park Ridge, IL  
 Weight - 200      Throws - R      Resides - Lyons, IL  
 SCHOOL - St. Xavier University  
 HOW OBTAINED - Cardinals' 28th round selection (856th overall) in the June, 2006 First-Year Player Draft.



YR	CLUB	LG	W-L	ERA	G	GS	CG	SHO	SV	IP	H	R	ER	HR	HB	BB	SO	WP	BK
06	Johnson City	Appy	0-1	3.86	15	0	0	0	5	16.1	14	10	7	0	1	6	24	4	2
	State College	NYP	6-1	1.72	12	0	0	0	4	15.2	9	5	3	0	0	9	22	5	0
07	Palm Beach	FSL	3-4	1.97	53	0	0	0	29	64.0	42	14	14	0	1	20	69	5	1
	Springfield	Tex	0-0	0.00	1	0	0	0	0	1.0	1	0	0	0	0	3	0	0	0
Minor League Totals			9-6	2.23	81	0	0	0	38	97.0	66	29	24	0	2	35	118	14	3

- 2007 Season:**
- Joined Springfield on 9/1/07 and appeared in just one regular season game
  - His 53 games pitched was the 2nd-most in the Florida State League
  - Ranked third in the Florida State League with 29 saves, 43 games finished and avg. runners allowed per nine innings (8.86)
  - Named "Pitcher of the Game" at the Florida State League All-Star Game after he struck out the only two batters that he faced to start the seventh inning
  - Named to the postseason Florida State League All-Star Team
  - Named the Cardinals Pitcher of the Month for August after not allowing a run in 13.2 innings spanning 12 appearances while converting all nine save opportunities

# Chris Grossman • C

Height - 6'5      Bats - R      Born - 2/3/81 at Alamo, CA  
 Weight - 235      Throws - R      Resides - Alamo, CA  
 HOW OBTAINED - Contract purchased by the Cardinals from Sioux City (American Association) on 1/5/07.



YR	CLUB	LG	AVG	G	AB	R	H	2B	3B	HR	RBI	SH	SF	HP	BB	SO	SB	CS	E
06	Sioux City	AmAs	.305	*96	351	61	107	30	2	14	56	2	2	1	37	49	2	4	9
07	Quad Cities	Mid	.277	65	231	25	64	14	0	6	42	0	3	3	20	36	0	0	7
	Palm Beach	FSL	.319	21	69	11	22	5	0	4	1	0	0	7	11	0	0	0	3
Minor League Totals			.296	182	651	97	193	49	2	20	102	3	5	4	64	96	2	4	19

- 2007 Season:**
- Opened year at Quad Cities of Midwest League before being promoted to Palm Beach on 7/12/07
  - Hit in seven of first eight games at Palm Beach, including five multi-hit games
  - Had season-bests with four hits and five RBIs on 7/8/07 vs Beloit

# Eric HABERER • LHP

Height - 6'2      Bats - L      Born - 9/14/82 at Lansing, MI  
 Weight - 205      Throws - L      Resides - Bloomington, IL  
 SCHOOL - Southern Illinois University  
 HOW OBTAINED - Cardinals' 3rd round selection (90th overall) in the June, 2004 First-Year Player Draft.



YR	CLUB	LG	W-L	ERA	G	GS	CG	SHO	SV	IP	H	R	ER	HR	HB	BB	SO	WP	BK
04	Johnson City	Appy	2-2	4.69	9	9	0	0	0	40.1	47	30	21	3	0	13	37	3	0
	New Jersey	NYP	0-0	2.37	3	3	0	0	0	19.0	14	7	5	1	0	9	12	1	1
05	Quad Cities	Mid	4-2	2.11	9	9	0	0	0	55.1	52	20	13	0	1	17	33	2	0
	Palm Beach	FSL	8-6	3.71	17	17	1	0	0	94.2	96	42	39	2	3	35	58	6	0
06	Palm Beach	FSL	4-7	3.83	17	16	0	0	0	98.2	95	49	42	7	7	28	64	7	0
	Springfield	Tex	3-3	5.43	11	11	0	0	0	61.1	65	41	37	10	4	34	37	8	0
07	Springfield	Tex	13-8	4.32	28	26	1	0	0	152.0	162	85	73	12	14	*72	72	7	0
Minor League Totals			34-28	3.97	94	91	2	0	0	521.1	531	274	230	35	29	208	313	34	1

- 2007 Season:**
- His 13 wins were tied for 3rd-most in the Texas League
  - Tied with Springfield teammates M. Boggs and C. Rauschenberger with 26 starts
  - Had the second most innings pitched with 152.0
  - Had one of Springfield's three complete games
- 2006 Season:**
- Appeared in seven games out of bullpen for Peoria in the Arizona Fall League, allowing five earned runs in 10.0 IP (4.50 ERA)
  - Won his Double-A debut, pitching six innings while allowing one run on July 8 against Tulsa
- 2005 Season:**
- His 12 wins were tied for second-most in the system among Cards minor league hurlers and his 3.12 combined ERA was the fourth lowest among starters
  - Allowed a ratio of one home run per 315 batters faced (630 BF/2), which was second-best among minor league pitchers
  - Totalled 150.0 innings, sixth-most in the system

# Mark HAMILTON • 1B

Height - 6'4      Bats - L      Born - 7/29/84 at Baltimore, MD  
 Weight - 220      Throws - L      Resides - Bellaire, TX  
 SCHOOL - Tulane University  
 HOW OBTAINED - Selected in the supplemental 2nd round (76th overall) in the June, 2006 First-Year Player Draft.



YR	CLUB	LG	AVG	G	AB	R	H	2B	3B	HR	RBI	SH	SF	HP	BB	SO	SB	CS	E
06	State College	NYP	.264	30	106	18	28	3	1	*8	24	0	1	1	13	24	1	1	4
	Quad Cities	Mid	.254	38	142	16	36	8	0	3	25	0	0	1	10	32	0	0	1
07	Palm Beach	FSL	.290	60	221	31	64	12	0	13	49	0	2	1	20	48	1	0	3
	Springfield	Tex	.250	68	248	32	62	15	0	6	41	2	1	1	24	54	1	1	8
Minor League Totals			.265	196	717	97	190	38	1	30	139	2	4	4	67	158	3	2	16

- 2007 Season:**
- Hit franchise record three home runs in Springfield's series-clinching win of TLDS at Tulsa on 9/7/07
  - Named Texas League Player of the Week (July 9-16), going 12-27 with eight RBIs, three doubles, four walks, and a home run
  - Had an eight-game hitting streak from July 9 to July 17, going 13-31 (.419)
  - His 90 total RBI topped all Cardinals minor leaguers
  - His nine postseason RBIs was the second-most in the Texas League
  - Named to the Florida State League All-Star game and walked in his only plate appearance
  - Appeared in 15 games for Mesa in the Arizona Fall League (.171, 4 RBI, 13 BB)
- 2006 Season:**
- Hit 11 HRs with 49 RBI in just 68 games
  - Tied for the New York-Penn League home run title despite only playing 30 games there
  - Hit 20 home runs for Tulane and ranked second in Conference USA with a .461 on-base percentage
  - Rated Cardinals Best Power Hitter by *Baseball America*

Trey **HEARNE** ♦ RHP

Height - 6'1 Bats - R Born - 8/19/83 at Lufkin, TX  
 Weight - 193 Throws - R Resides - Lufkin, TX  
 SCHOOL - Corpus Christi A&M  
 HOW OBTAINED - Cardinals' 28th round selection (860th overall) in the June, 2005 First-Year Player Draft.



YR	CLUB	LG	W-L	ERA	G	GS	CG	SHO	SV	IP	H	R	ER	HR	HB	BB	SO	WP	BK
05	New Jersey	NYP	4-2	2.56	24	1	0	0	0	38.2	25	15	11	2	1	12	42	7	0
06	Quad Cities	Mid	12-3	2.25	31	17	0	0	0	128.0	102	42	32	10	0	34	106	9	1
07	Palm Beach	FSL	5-11	5.95	31	21	0	0	0	137.2	*181	*103	*91	10	3	42	90	7	0
Minor League Totals			21-16	3.96	86	39	0	0	0	304.1	308	160	134	22	4	88	238	23	1

**2007 Season:**

- Collected the third-most innings pitched for Palm Beach (137.2)
- Led the Florida State League in runs allowed (103), earned runs (91) and hits allowed (181)

**2006 Season:**

- His 2.25 ERA was tops among Cardinals minor leaguers and second-best in the Midwest League
- His 12 wins ranked 2nd in the system and fifth in the league
- Was 8-3 with a 2.03 ERA in 17 starts with the opposition batting .214 (80-373) off of him
- Went 2-1 with a 0.87 ERA (31.0 IP/3 ER) in five June Starts

**2005 Season:**

- Limited opponents to a .181 batting average and averaged 9.78 strikeouts per nine innings pitched, best among the Cards' 2005 draft class

Tyler **HERRON** ♦ RHP

Height - 6'3 Bats - R Born - 8/5/86 at West Palm Beach, FL  
 Weight - 190 Throws - R Resides - Wellington, FL  
 SCHOOL - Wellington Community HS (FL)  
 HOW OBTAINED - Selected in the supplemental 1st round (46th overall) in the June, 2005 First-Year Player Draft.



YR	CLUB	LG	W-L	ERA	G	GS	H	2B	3B	HR	RBI	SH	SF	HP	BB	SO	SB	CS	E
05	Johnson City	Appy	0-3	5.62	13	13	0	0	0	49.2	47	35	31	11	5	27	49	2	1
06	Johnson City	Appy	5-6	4.13	13	13	*1	0	0	69.2	69	41	32	6	3	22	54	3	0
	State College	NYP	0-1	3.00	1	1	*1	0	0	6.0	7	2	2	1	0	1	3	0	0
07	Quad Cities	Mid	10-7	3.74	30	22	0	0	1	137.1	123	62	57	7	11	26	130	7	1
Minor League Totals			15-17	4.18	57	49	2	0	1	262.2	246	140	122	25	19	76	236	12	2

**2007 Season:**

- Averaged 1.69 walks per nine innings as a starter, fourth-lowest among Midwest League starters
- Named the Cardinals Minor League Player of the Month for June when he went 5-0 with a save and 2.27 ERA (31.2 IP/ 8 ER) in seven games (4 starts) for the Swing
- Rated the Cardinals tenth-best prospect by *Baseball America*
- Led Quad Cities in strikeouts with 130
- Named Mid. League Pitcher of the Week for 6/25 - 7/2 after going 2-0, while allowing one run on six hits with 11 strikeouts

**2006 Season:**


- Named Appalachian League Pitcher of the Week for Aug. 7-13 after posting two wins while not allowing and earned run in 13.2 innings pitched

**2005 Season:**

- Averaged 8.88 strikeouts per nine innings, third-best among Cards minor league starters

Steve **HILL** ♦ 1B

Height - 5'11 Bats - R Born - 3/14/85 at Houston, TX  
 Weight - 190 Throws - R Resides - Houston, TX  
 SCHOOL - Stephen F. Austin State University  
 HOW OBTAINED - Cardinals' 13th round selection (412th overall) in the June, 2007 First-Year Player Draft.




YR	CLUB	LG	AVG	G	AB	R	H	2B	3B	HR	RBI	SH	SF	HP	BB	SO	SB	CS	E
07	Batavia	NYP	.436	10	39	4	17	5	1	1	11	0	0	1	5	5	0	0	0
	Quad Cities	Mid	.303	62	261	38	79	15	0	11	44	0	1	2	9	58	1	1	4
Minor League Totals			.320	72	300	42	96	20	1	12	55	0	1	3	14	63	1	1	4

**2007 Season:**

- Named Midwest League Player of the Week for July 23-29 due to five straight multi-hit efforts and four consecutive multi-RBI games
- In the same week, he led the Midwest League in batting average (.467), RBI (16) and hits (14)
- In 10 games at Batavia, he went 17-39 (.436) with five doubles, a triple, a home run, and 11 RBIs.
- With batters on base ahead of him, he hit .619 for Batavia

Jon **JAY** ♦ OF

Height - 5'11 Bats - L Born - 3/15/85 at Miami, FL  
 Weight - 200 Throws - L Resides - Miami, FL  
 SCHOOL - University of Miami  
 HOW OBTAINED - Cardinals' 2nd round selection (74th overall) in the June, 2006 First-Year Player Draft.



YR	CLUB	LG	AVG	G	AB	R	H	2B	3B	HR	RBI	SH	SF	HP	BB	SO	SB	CS	E
06	Quad Cities	Mid	.342	60	234	42	80	13	3	3	45	1	2	3	28	27	9	4	0
07	Springfield	Tex	.235	26	102	17	24	4	2	2	11	0	0	4	11	19	4	1	0
	GCL Cardinals	GCL	.500	1	2	0	1	0	0	0	0	0	0	0	0	1	0	0	0
	Palm Beach	FSL	.286	32	126	19	36	8	0	2	10	0	1	2	5	25	5	2	0
Minor League Totals			.304	119	464	78	141	25	5	7	66	1	3	9	44	72	18	7	0

**2007 Season:**

- Injured shoulder while sliding into third base at Wichita on 5/3/07, eventually landing on Disabled List
- Rated the 11th-best prospect in the Cardinals system by *Baseball America*
- Started the season with a five-game hit streak (7-21, .334)
- Had a season high nine-game hit streak (4/25 - 5/3) where he went 11-for-36 (.305) with a HR, a triple, four RBIs and drawing four walks
- At Palm Beach, he had an eight-game hit-streak from July 6 to July 22 going 13-for-35 (.371)

**2006 Season:**

- His .342 batting average was tops among players from the Cardinals '06 draft class
- Ranked 5th-best in the Cardinals system by *Baseball America*
- Was a First Team All-Atlantic Coast Conference selection and batted .361 for the Miami Hurricanes
- Cardinals Best Strike-Zone Discipline by *Baseball America Prospect Handbook*

## Gabe Johnson • C

Height - 6'1      Bats - R      Born - 9/21/1979 at Pearisburg, VA  
 Weight - 195      Throws - R      Resides - Jupiter, FL  
 School: Atlantic Community High  
 How Obtained: Selected in the 3rd round of the 1998 draft



YR	CLUB	LG	AVG	G	AB	R	H	2B	3B	HR	RBI	SH	SF	HP	BB	SO	SB	CS	E	
98	Johnson City	Appy	.251	57	187	30	47	11	3	9	32	0	1	4	20	71	3	1	6	
99	New Jersey	NYP	.194	35	124	12	24	5	2	5	14	1	1	1	9	49	1	1	1	
00	Peoria	Mid	.157	58	197	20	31	8	0	4	22	4	1	4	13	91	1	2	13	
01	Potomac	Car	.189	86	281	24	53	14	0	4	22	1	3	3	21	113	2	3	26	
	Peoria	Mid	.224	36	134	17	30	10	4	2	17	0	2	2	16	49	1	1	16	
02	Peoria	Mid	.248	134	516	76	128	32	0	26	93	0	3	2	57	153	6	6	29	
03	Palm Beach	FSL	.213	107	385	50	82	12	3	8	40	3	5	3	52	104	5	3	22	
04	Tennessee	Sou	.267	127	450	64	120	27	0	18	66	1	7	6	43	118	7	1	20	
05	Springfield	Tex	.251	51	183	15	46	6	0	7	31	2	2	5	19	53	0	0	8	
06	Memphis	PCL	.059	8	17	1	1	1	0	0	0	1	0	0	1	9	0	0	1	
	Springfield	Tex	.200	63	195	28	39	9	1	9	34	3	0	1	23	60	0	1	11	
Minor League Totals				.228	762	2537	337	601	135	13	92	371	16	25	31	274	870	26	19	153

**2007 Season:**

- Did not play in 2007 after being released by Detroit during Spring Training
- Spent nine seasons in STL organization before signing with Detroit in 2007

**2006 Season:**

- Played 43 games at catcher and 16 at first base for Springfield

**2005 Season:**

- An original member of the Inaugural Springfield Cardinals in 2005
- Missed significant time in 2005 after suffering a fractured right kneecap just nine games into the season on 4/17/05 at Wichita

## Blake KING • RHP

Height - 6'1      Bats - R      Born - 4/11/87 at Tulsa, OK  
 Weight - 195      Throws - R      Resides - Tulsa, OK  
 SCHOOL - Eastern Oklahoma State JC  
 HOW OBTAINED - Cardinals' 44th round selection (1334th overall) in the June, 2005 First-Year Player Draft. Signed to a 2006 contract on 5/29/06.



YR	CLUB	LG	W-L	ERA	G	GS	CG	SHO	SV	IP	H	R	ER	HR	HBP	BB	SO	WP	BK
06	Johnson City	Appy	4-3	3.02	13	13	0	0	0	62.2	37	25	21	3	0	29	74	3	0
07	Quad Cities	Mid	2-3	5.21	19	9	0	0	0	57.0	44	36	33	3	2	44	62	18	0
	Batavia	NYP	1-4	4.70	16	9	0	0	0	53.2	48	28	28	3	1	34	65	4	1
Minor League Totals			7-10	4.26	48	31	0	0	0	173.1	129	89	82	9	3	107	201	25	1

**2007 Season:**


- In day games at Batavia had 1.29 ERA and held batters to a .192 batting average
- Had only one game that did not get at least one strike out for Quad Cities

**2006 Season:**

- His 74 strikeouts ranked second in the Appalachian League and his 3.02 ERA 7th
- Was named the Appalachian League Pitcher of the Week for 6/26-7/2 when he won one of two starts (1-0) and allowed two earned runs in 10.0 innings pitched (1.80 ERA) while striking out 13

## Juan LUCENA • 2B

Height - 5'10      Bats - R      Born - 1/20/84 at Lara, VZ  
 Weight - 155      Throws - R      Resides - Lara, VZ  
 HOW OBTAINED - Signed by the Cardinals as a non-drafted free agent on 6/6/02.



YR	CLUB	LG	AVG	G	AB	R	H	2B	3B	HR	RBI	SH	SF	HP	BB	SO	SB	CS	E
02	VSL Cardinals	VSL	.191	16	47	4	9	1	0	0	3	1	0	0	1	2	0	2	2
03	DSL Cardinals	DSL	.234	64	248	44	58	11	6	0	18	4	4	6	14	9	6	9	13
04	Johnson City	Appy	.332	56	205	35	68	8	1	4	30	3	2	1	11	16	7	3	6
05	Quad Cities	Mid	.301	99	332	39	100	10	0	2	43	7	5	4	12	11	9	5	21
06	Palm Beach	FSL	.288	120	490	58	141	16	2	3	49	16	2	3	21	34	1	2	18
07	Springfield	Tex	.257	92	303	36	78	13	2	2	33	3	4	5	17	20	1	1	15
Minor League Totals			.279	447	1625	216	454	59	11	11	176	34	17	19	76	92	24	22	75

**2007 Season:**

- Was the first Springfield Cardinal to have a five-hit game on May 17 at Tulsa
- Played 53 games at second base, 24 games at third base, and five at shortstop while only having 15 errors
- Had a nine-game hit streak from July 24 to Aug. 4 (21-41, .512) collected 10 RBI, with a HR and four doubles

**2006 Season:**

- Averaged a strikeout every 15.65 plate appearances, best in the Florida State League
- It was the second straight year he led the league in this category

**2005 Season:**


- His .301 batting average ranked 6th among Cardinals full-season minor league players
- Named the Cardinals minor league Player of the Month for June after batting .400 (40-for-100) with 16 runs scored and 22 RBI in 24 games
- Touted as the best defensive infielder in a "Best Tools" survey of the STL minor league system by *Baseball America*

**2004 Season:**

- Named to the Appalachian League all-star team and was the Appalachian League batting champion with a .332 BA, which also topped all Cardinals minor leaguers

## Kenny MAIQUES • RHP

Height - 6'0      Bats - R      Born - 6/25/85 at Whittier, CA  
 Weight - 170      Throws - R      Resides - Whittier, CA  
 SCHOOL - Rio Hondo JC (CA)  
 HOW OBTAINED - Cardinals' 37th round selection (1,130th overall) in the June, 2005 First-Year Player Draft.



YR	CLUB	LG	W-L	ERA	G	GS	CG	SHO	SV	IP	H	R	ER	HR	HBP	BB	SO	WP	BK
06	State College	NYP	0-0	6.75	1	1	0	0	0	4.0	3	3	3	0	0	3	4	1	0
07	Quad Cities	Mid	1-5	1.53	52	0	0	0	*31	53.0	34	16	9	3	1	20	57	5	0
Minor League Totals			1-5	1.89	53	1	0	0	31	57.0	37	19	12	3	1	23	61	6	0

**2007 Season:**

- Led the Midwest League with 31 saves, which were a Quad Cities franchise record
- Broke the single-season franchise record on 8/13 vs. FTW, passing John Huey of the 1983 Quad Cities Cubs
- Broke the career franchise saves record on 8/17 vs. KNC to pass Manny Barrios of the 1994-95 Quad Cities River Bandits
- Finished second in the Midwest League with 49 games finished
- Retired the only batter he faced in the Midwest League All-Star Game

**2006 Season:**

- Limited to one start due to a right elbow injury that led to "Tommy John" surgery

## Jose MARTINEZ ♦ INF

Height - 5'11      Bats - R      Born - 1/24/86 at Carabobo, VZ  
 Weight - 175      Throws - R      Resides - Carabobo, VZ  
 HOW OBTAINED - Signed by the Cardinals to a 2005 contract as a non-drafted free agent on 12/15/04.



YR	CLUB	LG	AVG	G	AB	R	H	2B	3B	HR	RBI	SH	SF	HP	BB	SO	SB	CS	E
05	Johnson City	Appy	.300	55	150	28	45	8	2	6	31	1	1	2	20	15	9	2	9
06	Quad Cities	Mid	.270	91	326	47	88	20	2	8	36	0	4	8	18	26	7	6	14
07	Palm Beach	FSL	.248	62	226	22	56	9	1	2	19	3	1	2	10	20	4	4	8
	Springfield	Tex	.300	66	250	37	75	13	0	10	46	3	4	3	14	24	0	0	9
Minor League Totals			.277	274	952	134	264	50	5	26	132	7	10	15	62	85	20	12	40

### 2007 Season:

- ♦ Had 11-game hit streak (8/3-15) six days apart from a 10-game hit streak (8/22- 31)
- ♦ Went 19-for-48 (.396) with 8 runs, 2 doubles, 4 home runs with 7 RBI in the 11-game hitting streak
- ♦ Hit three doubles, two home runs with nine RBI, drew ten walks and did not strike out during the 10-game hit streak
- ♦ Was the fifth-best in the Texas League in double plays (53) and assists (218)

### 2006 season:

- ♦ Hit home runs in three consecutive games from 5/17-5/19 against Cedar Rapids
- ♦ Batted .327 in July with three HRs and 15 RBI in 27 games

## Mark McCORMICK ♦ RHP

Height - 6'2      Bats - R      Born - 10/15/83 at Clear Lake, TX  
 Weight - 195      Throws - R      Resides - League City, TX  
 SCHOOL - Baylor University  
 HOW OBTAINED - Selected in the supplemental 1st round (43rd overall) in the June, 2005 First-Year Player Draft.



YR	CLUB	LG	W-L	ERA	G	GS	CG	SHO	SV	IP	H	R	ER	HR	HB	BB	SO	WP	BK
05	New Jersey	NYP	0-0	0.00	2	2	0	0	0	6.0	1	0	0	0	0	3	10	1	0
	Quad Cities	Mid	1-2	5.48	9	9	0	0	0	42.2	41	27	26	4	5	28	45	4	1
06	Quad Cities	Mid	2-4	3.78	11	11	0	0	0	52.1	38	25	22	3	5	38	63	3	0
	Palm Beach	FSL	0-0	11.25	2	2	0	0	0	4.0	5	5	5	0	0	3	5	1	0
07	GCL Cardinals	GCL	0-0	1.93	3	3	0	0	0	4.2	1	2	1	0	0	2	4	1	0
	Palm Beach	FSL	0-0	0.00	1	1	0	0	0	3.0	2	0	0	0	0	0	2	0	0
Minor League Totals			3-6	4.31	28	28	0	0	0	112.2	88	59	54	7	10	74	129	10	1

### 2007 Season:

- ♦ Pitched in only four games due to injury, working just 7.2 innings

### 2006 Season:

- ♦ Nagged by shoulder inflammation in his first full season
- ♦ had postseason surgery to clean the shoulder joint

### 2005 Season:

- ♦ His 10.17 strikeouts per nine innings led all Cards minor league starters
- ♦ Rated the fifth-best Cardinals prospect by *Baseball America*
- ♦ Cardinals Best Fastball by *Baseball America Prospect Handbook*

## Jon Mikrut ♦ RHP

Height - 6'3      Bats - R      Born - 11/22/82 at Evanston, IL  
 Weight - 195      Throws - R      Resides - Wauconda, IL  
 SCHOOL - Northwestern University  
 HOW OBTAINED - Signed by the Cardinals as a non-drafted free agent on 6/27/05.



YR	CLUB	LG	W-L	ERA	G	GS	CG	SHO	SV	IP	H	R	ER	HR	HB	BB	SO	WP	BK
05	Johnson City	Appy	0-0	0.00	2	0	0	0	0	3.0	1	0	0	0	0	5	0	0	
06	Quad Cities	Mid	3-1	3.45	50	0	0	0	0	60.0	45	27	23	4	3	20	56	4	2
07	Palm Beach	FSL	4-2	2.91	53	0	0	0	3	68.0	55	25	22	4	3	24	56	3	2
Minor League Totals			7-3	3.09	105	0	0	0	3	131.0	101	52	45	8	6	44	117	7	4

### 2007 Season:

- ♦ His 53 appearances were third-most in the Florida State League

### 2006 Season:


- ♦ Struck out the only batter he faced in the Midwest League All-Star Game

### 2005 Season:

- ♦ Moved to pitcher after 18 games at 3B for Johnson City (.215 BA, 5 HR, 11 RBI)

## Clayton MORTENSEN ♦ RHP

Height - 6'4      Bats - R      Born - 4/10/85 at Rexburg, ID  
 Weight - 180      Throws - R      Resides - Rexburg, ID  
 SCHOOL - Gonzaga University  
 HOW OBTAINED - Selected in the supplemental round of the June 2007 free-agent draft (36th overall) as compensation for the Brewers signing of free agent Jeff Suppan



YR	CLUB	LG	W-L	ERA	G	GS	CG	SHO	SV	IP	H	R	ER	HR	HB	BB	SO	WP	BK
07	Batavia	Appy	1-1	1.77	6	4	0	0	0	20.1	13	4	4	0	2	11	23	1	0
	Quad Cities	Mid	0-2	3.12	10	10	0	0	0	40.1	44	17	14	2	4	8	45	2	0
Minor League totals			1-3	2.67	16	14	0	0	0	60.2	57	21	18	2	6	19	68	3	0

### 2007 Season:

- ♦ In three June starts, had a 0.90 ERA, allowing one earned run, five hits, eight strikeouts and five walks, holding opposing batters to a .156 batting average
- ♦ In August at Quad Cities, had 1.48 ERA (6 starts) 24.1 IP with 28 strike outs while holding batters to a .209 average
- ♦ Named West Coast Conference Pitcher of the Year after going 8-2 with a 4.00 ERA in his senior season at GU

Dan **NELSON** ♦ 3B/2B

Height - 5'11 Bats - S Born - 2/12/84 at Los Angeles, CA  
 Weight - 180 Throws - R Resides - Los Angeles, CA  
 SCHOOL - Los Angeles Pierce College  
 HOW OBTAINED - Cardinals' 13th round selection (390th overall) in the June, 2004 First-Year Player Draft.



YR	CLUB	LG	AVG	G	AB	R	H	2B	3B	HR	RBI	SH	SF	HP	BB	SO	SB	CS	E
04	Johnson City	Apy	.258	42	124	20	32	9	2	0	11	1	1	2	13	31	6	1	11
05	New Jersey	NYP	.283	52	187	24	53	10	3	0	22	0	4	3	17	31	2	5	14
06	Quad Cities	Mid	.253	129	486	76	123	25	3	7	48	9	4	6	63	87	27	13	38
07	Palm Beach	FSL	.262	126	442	76	116	16	2	4	57	3	1	3	80	97	18	7	28
Minor League Totals			.262	349	1239	196	324	60	10	11	138	13	10	14	173	246	53	26	91

**2007 Season:**

- Ranked second in the Florida State League with 80 walks
- Played 50 games at 3B, 32 games at 2B, 27 games in the OF, 14 games at SS and one game at 1B for Palm Beach
- Had the second-most hits (116) for Palm Beach

**2006 Season:**

- His 27 stolen bases ranked fourth-most in the Cardinals minor league system
- Hit .330 in May (31-94)

Tyler **NORRICK** ♦ LHP

Height - 6'3 Bats - L Born - 9/27/83 at St. Louis, MO  
 Weight - 190 Throws - L Resides - Festus, MO  
 SCHOOL - University of Southern Illinois-Carbondale  
 HOW OBTAINED - Cardinals' 6th round selection (196th overall) in the June, 2006 First-Year Player Draft.



YR	CLUB	LG	W-L	ERA	G	GS	CG	SHO	SV	IP	H	R	ER	HR	HB	BB	SO	WP	BK
06	State College	NYP	1-0	2.25	1	0	0	0	0	4.0	4	1	1	0	0	0	9	0	0
	Quad Cities	Mid	2-2	3.72	13	12	0	0	1	65.1	60	28	27	3	4	35	60	2	2
07	Palm Beach	FSL	11-9	3.59	28	*28	2	1	0	*165.1	134	69	66	11	7	73	134	7	1
Minor League Totals			14-11	3.61	42	40	2	1	1	234.2	198	98	94	14	11	108	203	9	3

**2007 Season:**

- Topped all Florida State League pitchers with 28 games started and 165.1 innings pitched
- His 134 strikeouts were second-most in the FSL
- Opponents batted .223 against him, the 2nd-lowest average against among FSL starters
- Ranked T-third in the FSL with 11 wins...
- His 3.59 ERA was 10th-lowest in the league
- Named Cardinals Minor League Pitcher of the Month for April, going 3-1 with a 1.65 ERA in five starts and a .170 opp. BA
- Was the winning pitcher in the FSL All-Star Game, as he tossed a scoreless fifth inning while allowing one hit.

Adam **OTTAVINO** ♦ RHP

Height - 6'5 Bats - R Born - 11/22/85 at New York, New York  
 Weight - 215 Throws - R Resides - Jupiter, FL  
 SCHOOL - Northeastern University (MA)  
 HOW OBTAINED - Selected in the first round (30th overall) of the June 2006 free-agent draft




YR	CLUB	LG	W-L	ERA	G	GS	CG	SHO	SV	IP	H	R	ER	HR	HB	BB	SO	WP	BK
06	State College	NYP	2-2	3.14	6	6	0	0	0	28.2	23	12	10	1	1	13	26	0	0
	Quad Cities	Apy	2-3	3.44	8	8	0	0	0	36.2	28	21	14	3	4	19	38	3	0
07	Palm Beach	FSL	12-8	3.08	27	27	1	0	0	143.1	130	63	49	10	8	63	128	6	0
MINOR TOTALS			16-13	3.15	41	41	1	0	0	208.2	181	96	73	14	13	95	192	9	0

**2007 Season:**

- Named to mid-season and post-season Florida State League All-Star Teams
- Named the FSL Pitcher of the Week 6/25-7/2 for striking out 12, allowing 10 hits and no earned runs in 14 innings pitched for two wins
- Second in Florida State League with 12 wins
- Third in Florida State League with 128 strikeouts
- In five starts in June, had 1.97 ERA while only allowing seven earned runs and held batters to a .214 BA in 32.0 IP
- Rated the Cardinals sixth-best prospect by *Baseball America*.

Matt **PAGNOZZI** ♦ C

Height - 6'2 Bats - R Born - 11/10/1982 at Miami, AZ  
 Weight - 205 Throws - R Resides - Queen Creek, AZ  
 SCHOOL - Central Arizona College  
 HOW OBTAINED - Selected in the 8th round (245th overall) of the June 2003 free-agent draft



YR	CLUB	LG	AVG	G	AB	R	H	2B	3B	HR	RBI	SH	SF	HP	BB	SO	SB	CS	E
03	New Jersey	NYP	.178	59	152	13	27	4	1	1	19	3	2	5	0	42	2	1	3
04	Peoria	Mid	.209	74	215	29	45	10	1	0	14	4	0	5	1	54	1	4	3
05	Palm Beach	FSL	.193	61	187	14	36	11	0	1	18	2	0	2	1	49	2	6	4
	Springfield	Tex	.139	15	36	3	5	1	0	0	1	0	0	1	0	8	0	2	2
06	Palm Beach	FSL	.216	77	268	25	58	15	3	3	27	2	0	5	0	67	1	4	3
07	Springfield	Tex	.209	13	43	5	9	3	0	0	3	1	0	1	0	11	0	2	1
	Memphis	PCL	.220	47	141	10	31	6	0	2	9	2	1	4	7	36	0	4	3
MINOR TOTALS			.202	346	1042	99	211	50	5	7	91	14	3	23	90	267	6	23	19

**2007 Season:**

- Had back-to-back three-hit games against Albuquerque (8/24 and 8/26)
- Threw out 13-of-47 attempted basestealers at Memphis (28%) and 19-of-59 on the season (32%).
- Combined to commit four errors in 378 total chances (.990 fielding %) on the season.

**2006 Season:**

- Threw out 41-of-87 (.471) attempted base stealers, which ranked fourth in the Florida State League
- Rated as Cardinals Best Defensive Catcher by *Baseball America*

## Stuart POMERANZ • RHP

Height - 6'7      Bats - R      Born - 12/17/84 at Dallas, TX  
 Weight - 220      Throws - R      Resides - Collierville, TN  
 SCHOOL - Houston HS  
 HOW OBTAINED - Cardinals' 2nd round selection (65th overall) in the June, 2003 First-Year Player Draft.



YR	CLUB	LG	W-L	ERA	G	GS	CG	SHO	SV	IP	H	R	ER	HR	HB	BB	SO	WP	BK
03	Johnson City	Apy	1-1	6.14	4	3	0	0	0	14.2	13	10	10	2	3	4	14	0	0
04	Peoria	Mid	12-4	3.55	17	17	0	0	0	101.1	95	59	40	10	8	25	88	6	1
05	Palm Beach	FSL	2-5	3.35	8	8	0	0	0	48.1	56	26	18	1	3	10	29	2	0
	Springfield	Tex	5-6	5.29	18	18	0	0	0	98.2	110	65	58	12	5	40	66	6	0
06	Springfield	Tex	7-4	4.39	18	18	0	0	0	98.1	107	50	48	13	1	30	64	4	0
07	GCL Cardinals	GCL	0-0	5.79	3	3	0	0	0	4.2	4	3	3	1	0	1	4	0	0
	Palm Beach	FSL	1-2	6.52	3	3	0	0	0	9.2	12	9	7	4	1	2	5	0	1
Minor League Totals			28-22	4.41	71	70	0	0	0	375.2	397	222	184	43	21	112	270	18	2

### 2007 Season:

- Limited to just six starts as he rehabbed a right shoulder injury suffered in Spring Training
- Went 2-0 with a 0.64 ERA (14 IP/ 1 ER) in five starts for Mesa of the Arizona Fall League

### 2006 Season:

- Made six starts for Peoria in the Arizonal Fall League and went 1-2 with a 9.00 ERA (17.0 IP / 17 ER)

### 2005 Season:

- Ranked as the Cardinals 10th-best prospect by *Baseball America*
- 147.0 innings pitched ranked 7th among Cardinal minor leaguers
- Went 3-1 with a 2.38 ERA (34.0 IP/ 9 ER) over his last 5 starts with 23 strikeouts

## Cory RAUSCHENBERGER • RHP

Height - 6'1      Bats - R      Born - 7/31/84 at Montgomery, AL  
 Weight - 185      Throws - R      Resides - Marbury, AL  
 SCHOOL - Alabama Southern CC  
 HOW OBTAINED - Cardinals' 37th round selection (1,130th overall) in the June, 2005 First-Year Player Draft.



YR	CLUB	LG	W-L	ERA	G	GS	CG	SHO	SV	IP	H	R	ER	HR	HB	BB	SO	WP	BK
05	Johnson City	Apy	0-0	9.00	2	0	0	0	0	2.0	4	2	2	1	0	1	2	0	0
	New Jersey	NYP	0-2	1.98	11	0	0	0	1	13.2	6	4	3	1	1	8	11	1	0
	Quad Cities	Mid	2-2	5.47	18	0	0	0	0	24.2	24	17	15	1	1	13	19	4	0
06	Quad Cities	Mid	8-5	3.16	17	17	1	1	0	99.2	87	47	35	5	5	29	51	8	0
	Palm Beach	FSL	5-3	3.45	8	8	0	0	0	47.0	45	23	18	2	2	13	30	1	1
07	Springfield	Tex	11-8	4.68	28	26	1	0	0	144.1	148	85	75	16	13	53	79	7	0
Minor League Totals			26-20	4.02	84	51	2	1	1	331.1	314	178	148	26	22	117	192	21	1

### 2007 Season:

- His 11 wins and 26 games started were fifth-most in the Texas League
- Earned the victory in Springfield's Game Two win in TLCS by tossing 6.2 innings, allowing a run on five hits

### 2006 Season:

- Combined to go 13-8 with at 3.25 ERA in first professional season as a starter
- Led all Cardinals minor leaguers with 13 wins and his 3.25 ERA was fifth lowest
- Tossed a complete-game, nine-inning shutout on 6/18 vs Wisconsin in which he allowed three hits
- Won four of his last five start at Palm Beach (2.27 ERA)
- Changed last name from Meacham to Rauschenberger during the off-season

## Shane ROBINSON • OF

Height - 5'9      Bats - R      Born - 10/30/84 at Tampa, FL  
 Weight - 160      Throws - R      Resides - Lutz, FL  
 SCHOOL - Florida State University  
 HOW OBTAINED - Cardinals' 5th round selection (166th overall) in the June, 2006 First-Year Player Draft.



YR	CLUB	LG	AVG	G	AB	R	H	2B	3B	HR	RBI	SH	SF	HP	BB	SO	SB	CS	E
06	Quad Cities	Mid	.282	63	252	41	71	9	2	0	21	1	2	6	20	20	13	3	1
07	Palm Beach	FSL	.253	43	166	22	42	6	1	3	13	3	3	2	16	16	14	4	2
	GCL Cardinals	GCL	.182	4	11	1	2	0	0	0	1	0	1	0	2	1	0	0	0
Minor League Totals			.268	110	429	64	115	15	3	3	35	4	6	8	38	37	27	7	3

### 2007 Season:

- Foot injury limited him to 47 games.
- Ranked fourth on team with 14 stolen bases in just 43 games

### 2006 Season:

- Named First Team All-Atlantic Coast Conference at Florida State

- Was a Brooks Wallace Award and Dick Howser Trophy semifinalist.

### 2005 Season:

- Compiled a 40-game hitting streak at FSU, snapping J.D. Drew's school record of 34
- First player in school history to have 100 hits and steal 40 bases in the same season
- Was named National Player of the Year at Florida State

## Casey ROWLETT • 2B/OF

Height - 5'8      Bats - R      Born - 2/8/83 at Midwest City, OK  
 Weight - 175      Throws - R      Resides - Jones, OK  
 SCHOOL - University of Arkansas  
 HOW OBTAINED - Cardinals' 32nd round selection (980th overall) in the June, 2005 First-Year Player Draft.



YR	CLUB	LG	AVG	G	AB	R	H	2B	3B	HR	RBI	SH	SF	HP	BB	SO	SB	CS	E
05	New Jersey	NYP	.252	36	139	18	35	8	1	0	9	1	0	1	18	24	4	4	7
	Quad Cities	Mid	.213	21	61	5	13	3	0	1	10	0	0	0	6	10	0	0	3
06	Quad Cities	Mid	.269	118	442	74	119	30	1	5	58	5	7	6	41	68	20	8	17
07	Palm Beach	FSL	.259	36	112	19	29	5	1	1	10	2	1	1	14	18	2	5	6
	Springfield	Tex	.244	77	246	36	60	11	4	2	20	4	2	2	19	41	6	0	8
Minor League Totals			.256	288	1000	152	256	57	7	9	107	12	10	10	98	161	32	17	41

### 2006 Season:

- Played multiple positions for Springfield- 37 games at 2B, five at SS, and 31 in the outfield
- Had two six-game hitting streaks June 16 to June 21 and July 22 to July 28

### 2005 Season:

- Had a career high 20 stolen bases in 2006 for the Swing
- Had 37 multi-hit games for the Swing



## Kyle SADOWSKI • RHP

Height - 6'3 Bats - R Born - 6/19/84 at Reading, PA  
 Weight - 195 Throws - R Resides - Wappinger Falls, NY  
 SCHOOL - Kutztown University  
 HOW OBTAINED - Cardinals' 34th round selection (1,040th overall) in the June, 2005 First-Year Player Draft.



YR	CLUB	LG	W-L	ERA	G	GS	CG	SHO	SV	IP	H	R	ER	HR	HB	BB	SO	WP	BK
05	Johnson City	Appy	1-1	2.35	3	0	0	0	1	7.2	4	4	2	0	0	3	6	0	0
	New Jersey	NYP	0-4	7.91	11	6	0	0	0	33.0	54	34	29	3	5	11	25	2	0
06	Quad Cities	Mid	4-3	4.86	18	13	1	0	0	74.0	77	43	40	5	5	24	42	6	0
	State College	NYP	3-2	2.56	14	7	0	0	0	56.1	50	20	16	0	3	15	29	4	0
07	Quad Cities	Mid	4-3	2.57	42	0	0	0	2	66.2	65	22	19	1	4	22	44	6	0
Minor League Totals			12-13	4.01	88	26	1	0	3	237.2	250	123	106	9	17	75	146	18	0

### 2007 Season:


- All 42 appearances were in relief, after making at least six starts in each of previous two years to begin career
- Didn't allow a run in first six relief appearances and allowed just three over final 12 relief outings
- Allowed just one home run in 66.2 innings and only nine in 237.2 career innings

### 2006 Season:

- Went 3-1 in six May starts with a 2.76 ERA
- Posted a 4-3 record as starter with 5.02 ERA in 13 games, while going 0-0 with a 3.52 ERA in five relief outings

## Matt SCHERER • RHP

Height - 6'5 Bats - R Born - 1/20/83 at Poughkeepsie, NY  
 Weight - 230 Throws - R Resides - Wappinger Falls, NY  
 SCHOOL - Le Moyne College  
 HOW OBTAINED - Cardinals' 16th round selection (480th overall) in the June, 2004 First-Year Player Draft.



YR	CLUB	LG	W-L	ERA	G	GS	CG	SHO	SV	IP	H	R	ER	HR	HB	BB	SO	WP	BK
04	Johnson City	Appy	2-5	4.03	13	12	0	0	0	60.1	62	36	27	7	2	16	43	6	0
05	Quad Cities	Mid	9-8	3.96	24	24	0	0	0	134.0	146	74	59	15	7	43	96	10	0
06	Palm Beach	FSL	9-5	3.25	53	0	0	0	0	80.1	71	34	29	9	0	20	106	12	0
07	Springfield	FSL	4-3	3.60	55	0	0	0	1	70.0	70	31	28	6	3	24	69	6	1
Minor League Totals			24-21	3.73	145	36	0	0	1	344.2	349	175	143	37	12	103	314	34	1

### 2007 Season:

- Led Springfield with 55 appearances, 3rd-most in the Texas League
- Recorded lone save on May 24 against San Antonio after pitching 2.1 IP with two strikeouts

### 2006 Season:

- Averaged 11.88 strikeouts per nine innings, second-best to teammate M. Sillman in the Florida State League
- His 10.2 baserunners/9 innings ranked third-best and 2.13 walks/9 innings ranked fifth in the league
- His 53 games were third-most in the Florida State League

### 2005 Season:

- Collected nine wins, which ranked t-eighth among Cardinals minor leaguers

## Mark SHOREY • OF

Height - 6'1 Bats - L Born - 8/13/84 at Melrose, MA  
 Weight - 185 Throws - L Resides - Greensboro, NC  
 SCHOOL - High Point University (NC)  
 HOW OBTAINED - Cardinals' 31st round selection (946th overall) in the June, 2006 First-Year Player Draft.



YR	CLUB	LG	AVG	G	AB	R	H	2B	3B	HR	RBI	SH	SF	HP	BB	SO	SB	CS	E
06	Johnson City	Appy	.265	58	200	32	53	8	1	*13	47	0	1	4	16	53	0	0	0
07	Quad Cities	Mid	.293	50	188	22	55	15	0	3	30	0	3	4	10	36	0	2	2
	Springfield	Tex	.263	61	190	25	50	11	0	11	33	0	1	4	14	45	0	0	2
	Palm Beach	FSL	.286	19	70	14	20	5	0	3	15	0	0	1	4	12	0	0	0
Minor League Totals			.275	188	648	93	178	39	1	30	125	0	5	13	44	146	0	2	4

### 2007 Season:


- Had 17 total home runs for three teams
- Joined AA Springfield from Quad Cities on 5/29/07 becoming first Springfield to be called up from Low-A in mid-season
- Sent down to Palm Beach on 8/15 before rejoining Springfield on 9/3
- Appeared in three Texas League play-off games for Springfield, going 0-for-3

### 2006 Season:

- Led the Appalachian League with 13 home runs
- Ranked 3rd with 47 RBI and 4th .510 slugging percentage
- Had a ratio of one home run per 15.38 at-bats was tops in the league

## Mike SILLMAN • RHP

Height - 6'1 Bats - R Born - 12/3/81 at Omaha, NE  
 Weight - 190 Throws - R Resides - Omaha, NE  
 SCHOOL - University of Nebraska  
 HOW OBTAINED - Cardinals' 21st round selection (630th overall) in the June, 2004 First-Year Player Draft.



YR	CLUB	LG	W-L	ERA	G	GS	CG	SHO	SV	IP	H	R	ER	HR	HB	BB	SO	WP	BK
04	New Jersey	NYP	0-0	1.35	16	0	0	0	2	20.0	12	3	3	1	2	8	28	1	0
	Johnson City	Appy	1-1	2.00	6	0	0	0	1	9.0	5	2	2	1	1	2	13	1	0
05	Quad Cities	Mid	8-2	2.74	56	0	0	0	22	65.2	39	23	20	3	4	49	77	5	0
06	Palm Beach	FSL	4-3	1.10	*57	0	0	0	*35	57.1	34	10	7	2	11	20	86	4	0
07	Memphis	PCL	2-0	5.40	10	0	0	0	0	10.0	6	6	6	1	1	10	9	1	0
	GCL Cardinals	GCL	0-0	0.00	3	3	0	0	0	4.0	3	0	0	0	0	1	5	0	0
	Springfield	Tex	1-1	6.52	9	0	0	0	2	9.2	4	7	7	1	3	10	11	2	0
Minor League Totals			16-7	2.31	157	3	0	0	62	175.2	103	51	45	9	22	100	229	14	0

### 2007 Season:

- Opened season with Memphis before being placed on DL with shoulder injury
- Made Springfield debut on 8/8 after coming off DL, appearing in nine games before being shut down with forearm tendonitis

### 2006 Season:

- Finished season with 35 saves, tops in the Florida State League and second-most in all of minor league baseball
- Topped the Florida State League with 54 finished games
- Named to the Florida State League postseason All-Star team, selected as a TOPPS Class-A All-Star team, and represented Palm Beach at the Florida State League All-Star Game but did not play
- Named Cardinals Minor League Pitcher of the Month for August, when he earned 10 saves in 12 outings with a 0.77 ERA

### 2005 Season:

- Ranked second in the Midwest League in games pitched (56) and 3rd in saves (22), second in the St. Louis Cardinals system
- named Cardinals Pitcher of the Month for April, when he pitched 11.2 scoreless innings, covering nine outings
- Appeared in relief at the Midwest League All-Star Game and pitched one-third of an inning

## Nathan SOUTHARD • OF

Height - 5'10 Bats - R Born - 10/27/83 at Metairie, LA  
 Weight - 185 Throws - R Resides - Luling, LA  
 SCHOOL - Tulane University  
 HOW OBTAINED - Cardinals' 17th round selection (526th overall) in the June, 2006 First-Year Player Draft.



YR	CLUB	LG	AVG	G	AB	R	H	2B	3B	HR	RBI	SH	SF	HP	BB	SO	SB	CS	E
06	State College	NYP	.306	66	242	43	74	21	4	5	44	0	2	5	27	42	16	2	4
07	Palm Beach	FSL	.239	125	435	46	104	28	3	2	41	1	3	6	31	70	11	2	1
Minor League Totals			.262	191	677	89	178	49	7	7	85	1	5	11	58	112	27	4	5

### 2007 Season:

- Had season-high four hits on 8/10/07 at Tampa
- Had season-best nine-game hitting streak from 4/26/07 - 5/4/07, but with only two multi-hit games
- Did not have more than two RBIs in any game

### 2006 Season:

- His .306 avg was tied for third among Cards' minor leaguers and was sixth in the NYP League
- Started in left field in New York Penn League All-Star Game, going 0-4

## Brian STITT • RHP

Height - 6'2 Bats - R Born - 8/26/82 at Ft. Lauderdale, FL  
 Weight - 220 Throws - R Resides - Wellington, FL  
 SCHOOL - Indian River CC (FL)  
 HOW OBTAINED - Signed by the Cardinals as a previously released free agent on 4/20/06.



YR	CLUB	LG	W-L	ERA	G	GS	CG	SHO	SV	IP	H	R	ER	HR	HB	BB	SO	WP	BK
02	AZL Mariners	AZL	0-1	11.25	2	1	0	0	0	4.0	9	7	5	0	0	1	6	0	0
03	Tacoma	PCL	0-0	2.45	4	0	0	0	0	7.1	9	3	2	0	0	1	1	1	0
	Everett	NW	1-1	4.50	15	0	0	0	2	26.0	28	14	13	3	0	10	19	2	1
04	Wisconsin	Mid	2-10	4.63	45	7	0	0	16	91.1	101	51	47	10	4	28	90	4	2
05	Inland Empire	Cal	1-2	5.92	15	0	0	0	0	24.1	30	18	16	1	2	9	22	1	1
	Mariners	AZL	1-0	6.00	4	2	0	0	0	6.0	13	4	4	0	0	1	5	0	0
06	Quad Cities	Mid	0-2	2.57	20	0	0	0	9	21.0	17	7	6	0	0	2	20	2	1
	Palm Beach	FSL	4-2	3.60	16	0	0	0	0	25.0	17	11	10	3	1	9	20	0	0
07	Springfield	Tex	1-0	4.67	10	0	0	0	0	17.1	19	9	9	3	1	4	11	3	0
Minor League Totals			10-18	4.53	131	10	0	0	27	222.1	243	124	112	20	8	65	194	13	5

### 2007 Season:

- Opened season with Springfield before being shut down with soreness in right elbow on May 6th
- Eventually had season-ending elbow surgery and was expected to miss part of 2008 season

### Other Notes:

- Originally drafted by Seattle Mariners in 10th round of 2002 draft (310th overall)

## AJ VAN SLYKE • OF/1B

Height - 6'2 Bats - L Born - 11/19/83 at St. Louis, MO  
 Weight - 210 Throws - R Resides - Ladue, MO  
 SCHOOL - University of Kansas  
 HOW OBTAINED - Cardinals' 23rd round selection (710th overall) in the June, 2005 First-Year Player Draft.



YR	CLUB	LG	AVG	G	AB	R	H	2B	3B	HR	RBI	SH	SF	HP	BB	SO	SB	CS	E
05	Johnson City	Appy	.380	13	50	11	19	3	2	2	14	0	2	1	1	7	0	0	1
	New Jersey	NYP	.343	9	35	6	12	2	0	2	5	0	0	1	3	5	0	0	0
06	Quad Cities	Mid	.223	63	215	22	48	10	0	0	20	0	4	0	18	34	4	2	7
	State College	NYP	.282	46	170	15	48	14	1	0	18	0	1	2	11	25	2	0	8
07	Palm Beach	FSL	.283	109	371	40	105	26	1	3	31	0	3	1	29	78	18	4	6
Minor League Totals			.276	240	841	94	232	55	4	7	88	0	10	5	62	149	24	6	22

### 2007 Season:

- Average of 1.68 walks per nine innings was 2nd-lowest among Florida State League relievers
- Ended the season with a seven-game hitting streak from 8/25 to 9/1, collecting three doubles and one RBI

### 2006 Season:

- Went 1-for-2 with a double as the starting first baseman at the NY-Penn League All-Star Game

### 2005 Season:

- Selected to the NY-Penn League All-Star Game but did not play due to injury
- Hit safely in all but four of his 22 games played, with nine multi-hit games

## Scott VANDER WEG • RHP

Height - 6'3 Bats - R Born - 12/14/82 at Denver, CO  
 Weight - 215 Throws - R Resides - Centennial, CO  
 SCHOOL - Lamar University  
 HOW OBTAINED - Cardinals' 33rd round selection (1,010th overall) in the June, 2005 First-Year Player Draft.



YR	CLUB	LG	W-L	ERA	G	GS	CG	SHO	SV	IP	H	R	ER	HR	HB	BB	SO	WP	BK
05	New Jersey	NYP	2-2	2.45	24	0	0	0	4	25.2	21	8	7	0	2	14	29	6	0
06	Quad Cities	Mid	8-2	3.43	51	0	0	0	7	65.2	55	27	25	4	2	26	55	7	0
07	Palm Beach	FSL	5-5	4.12	35	0	0	0	0	63.1	61	30	29	6	2	10	40	3	0
Minor League Totals			15-9	3.55	110	0	0	0	11	154.2	137	65	61	10	6	50	124	16	0

### 2007 Season:

- Average of 1.68 walks per nine innings was second-lowest among Florida State League relievers

### 2006 Season:


- His 51 games pitched ranked fifth in the Midwest League

### 2005 Season:

- His 2.45 ERA ranked third among STL pitchers in the 2005 draft class

## PJ Walters • RHP

Height - 6'4      Bats - R      Born - 3/12/85 at Dothan, AL  
 Weight - 200      Throws - R      Resides - Daphne, AL  
 SCHOOL - South Alabama  
 HOW OBTAINED - 11th round (346th overall) in the June, 2006 First-Year Player Draft




Year	Team	W-L	ERA	G	GS	CG	SHO	SV	IP	H	R	ER	HR	HBP	BB	IBB	SO	WP	BK	BA	
2006	Slate College	2-1	3.56	26	0	0	19	0	8	30.1	29	15	12	1	2	9	0	31	2	0	.242
2007	Quad Cities	6-1	2.62	17	10	0	4	0	1	68.2	59	25	20	2	9	12	0	73	4	0	.229
	Palm Beach	3-1	2.67	5	5	0	0	0	0	33.2	29	10	10	2	1	6	0	37	1	0	.225
	Springfield	3-4	2.37	8	8	1	0	0	0	49.1	42	13	13	4	4	15	0	37	3	0	.228
MINOR TOTALS		14-7	2.42	56	23	1	23	0	9	182.0	159	63	55	9	16	42	0	178	10	0	.230

- 2007 Season:**
- Had a 1.88 ERA in 38.1 innings pitched, holding batters to .213 average in the month of August
  - At Quad Cities, held left-handed batters to a .184 batting average, with 24 strike outs and did not give up a homerun
  - Climbed three levels in his first full professional season and earned the Cardinals Minor League Pitcher of the Year Award.
  - Topped Cardinals minor leaguers with a 2.55 ERA and 147 strikeouts and was tied for second with 12 wins.
  - Issued a total of 33 walks in a combined 151.2 innings pitched, an average of 1.96 walks per nine innings.
  - Named Cardinals Minor League Pitcher of the Month for May as he went 4-0 with a 0.88 ERA (30.2 IP / 3 ER) for Quad Cities.
  - Recorded nine-or-more strikeouts in three of his five starts at Palm Beach, with a high of 10 coming in his first start there on 6/22 vs. Jupiter.
  - Struck out 10 batters on 8/21 vs. Tulsa, most by a Springfield pitcher in a game last season.
  - Started a pair of playoff games for Springfield and went 0-1 with a 2.57 ERA (14.0 IP/4 ER). His 14 playoff innings tied for most in the Texas League postseason.
  - Combined at his three stops to limit right-handed batters to a .229 batting average (81-for-353).

## Nick WEBBER • RHP

Height - 6'6      Bats - R      Born - 5/9/84 at Kansas City, MO  
 Weight - 215      Throws - R      Resides - Lee Summit, MO  
 SCHOOL - Central Missouri State University  
 HOW OBTAINED - Cardinals' 2nd round selection (78th overall) in the June, 2005 First-Year Player Draft.



YR	CLUB	LG	W-L	ERA	G	GS	CG	SHO	SV	IP	H	R	ER	HR	HB	BB	SO	WP	BK
05	New Jersey	NYP	5-2	1.87	10	9	0	0	0	53.0	35	18	11	2	1	15	43	4	0
	Quad Cities	Mid	0-4	3.41	5	5	1	0	0	29.0	28	15	11	1	0	9	11	3	0
06	Palm Beach	FSL	6-6	4.21	27	26	1	0	0	134.2	153	78	63	7	6	*63	65	10	0
07	Palm Beach	FSL	2-0	4.63	8	0	0	0	0	11.2	9	7	6	0	0	7	11	2	0
	Springfield	Tex	1-3	4.26	33	0	0	0	0	50.2	62	28	24	4	3	22	29	5	0
Minor League Totals			14-15	3.71	83	40	2	0	0	279.0	287	146	115	14	10	116	159	24	0

- 2007 Season:**
- Opened the year at Class-A Palm Beach, making eight appearances before being promoted to Springfield on 5/4/07
  - Made ten consecutive relief appearances without allowing an earned run from 5/29/07 to 6/28/07
  - Earned first career Double-A win on 6/9/07 at Arkansas in game two of double-header
  - Appeared in one post-season game in 2007, allowing just one hit in 1.2 scoreless innings

## Brandon Yarbrough • C

Height - 6'4      Bats - L      Born - 11/9/84 at Pinehurst, NC  
 Weight - 200      Throws - R      Resides - Ellerbee, NC  
 SCHOOL - Richmond Senior High School  
 HOW OBTAINED - selected in 5th round (155th overall) in the June 2003 free-agent draft



YR	CLUB	LG	AVG	G	AB	R	H	2B	3B	HR	RBI	SH	SF	HP	BB	SO	SB	CS	E
03	Johnson City	Appy	.238	13	42	1	10	2	1	0	10	0	0	0	0	17	0	0	2
04	Johnson City	Appy	.326	48	175	37	57	10	1	6	33	0	1	1	1	55	3	1	5
	New Jersey	NYP	.143	5	14	1	2	0	0	0	1	0	0	0	1	5	0	0	0
05	Quad Cities	Mid	.203	38	133	17	27	5	1	4	17	1	1	1	0	40	1	0	10
	New Jersey	NYP	.255	51	188	27	48	17	2	2	25	0	3	1	24	58	3	3	11
06	Quad Cities	Mid	.303	29	109	10	33	6	2	1	12	0	0	1	0	33	1	1	4
	Palm Beach	FSL	.222	43	144	18	32	5	1	1	13	1	1	0	19	37	0	0	8
07	Palm Beach	FSL	.278	110	389	55	108	17	*11	5	60	4	4	2	0	84	3	0	11
MINOR TOTALS			.265	337	1194	166	317	62	19	19	171	6	10	6	116	329	11	5	51

- 2007 Season:**
- Spent the entire season at Palm Beach (A) and was second on the club with 60 RBI and third with 55 runs and 108 hits.
  - His 11 triples were most in the Florida State League and tied for eighth-most in all of Minor League Baseball.
  - Batted .319 (52-163) in his final 45 games with three home runs and 37 RBI. Batted .321 (60-187) in 56 home games.
  - Had four hits in four at-bats and a season-high four RBI on 5/1 vs. Daytona. Had 29 multi-hit games.
  - Went 4-for-5 on 7/11 vs. Clearwater which helped kick-start a season high 10-game hitting streak (.432, 16-37).
  - Collected four consecutive multi-hit games from 8/15-20 and batted .643 (9-14) over this span.
  - Threw out 27-of-114 attempted basestealers (24%), 4th-best amongst league qualifying catchers.
  - Had a .984 fielding percentage (11 errors in 701 total chances).

## Bob ZIMMERMANN • RHP

Height - 6'5      Bats - R      Born - 11/17/81 at St. Louis, MO  
 Weight - 235      Throws - R      Resides - St. Louis, MO  
 SCHOOL - Missouri State University  
 HOW OBTAINED - Signed by the Cardinals as a previously released free agent in January of 2008.



YR	CLUB	LG	W-L	ERA	G	GS	CG	SHO	SV	IP	H	R	ER	HR	HB	BB	SO	WP	BK	
03	Provo	Pio	4-2	4.50	11	10	0	0	0	48.0	57	29	24	4	2	8	37	1	0	
04	Cedar Rapids	Mid	4-6	2.26	53	0	0	0	24	67.2	48	21	17	3	5	21	82	4	0	
05	RC	Cal	6-8	3.32	52	0	0	0	17	59.2	50	25	22	3	2	27	62	3	0	
06	Arkansas	Tex	2-3	6.11	34	0	0	0	5	45.2	44	32	31	5	3	35	26	2	0	
07	Modesto	Cal	0-0	6.43	12	0	0	0	0	14.0	12	12	10	1	1	17	11	0	0	
	Trenton	EL	0-0	54.00	1	0	0	0	0	0.1	2	2	2	0	0	1	2	0	1	0
Minor League Totals			16-19	3.90	151	10	0	0	46	221.1	201	109	96	15	13	93	207	11	0	

- 2007 Season:**
- Signed with NY Yankees as a Free Agent, but made just one appearance for Double-A Trenton of Eastern League
  - Signed with Colorado Rockies as a Free Agent, making 12 appearances for Class-A Modesto of California League over final two months of 2007 season
  - Allowed just one run over final five appearances with Modesto

# Zack ZUERCHER • LHP

Height - 6'2      Bats - L      Born - 4/10/84 at Warwick, RI  
 Weight - 215      Throws - L      Resides - Warwick, RI

SCHOOL - University of Rhode Island

HOW OBTAINED - Cardinals' 9th round selection (290th overall) in the June, 2005 First-Year Player Draft.



YR	CLUB	LG	W-L	ERA	G	GS	CG	SHO	SV	IP	H	R	ER	HR	HB	BB	SO	WP	BK
05	New Jersey	NYP	5-7	3.73	16	14	0	0	0	82.0	66	36	34	9	9	25	63	2	2
06	Palm Beach	FSL	6-2	4.12	43	0	0	0	0	59.0	68	30	27	5	3	14	47	3	0
07	Springfield	Tex	3-0	2.68	37	0	0	0	1	43.2	37	15	13	3	3	22	28	1	2
	Palm Beach	FSL	1-0	2.84	5	0	0	0	0	6.1	4	2	2	0	1	2	4	2	0
Minor League Totals			15-9	3.58	101	14	0	0	1	191.0	175	83	76	17	16	63	142	8	4

**2007 Season:**

- Opened the year with Springfield before being sent to Class-A Palm Beach on 4/26/07
- Upon rejoining Springfield on 5/12/07, made 12 straight scoreless appearances, working 12.1 innings over that stretch
- Did not allow a run in final five appearances of 2007
- Left-handed hitters in the Texas League batted just .167 against Zuercher
- Gave up five runs in just two innings in two post-season appearances in 2007

# 2007 STATISTICS/RESULTS



## 2007 TEXAS LEAGUE STANDINGS

FIRST HALF	WON	LOST	PCT.	GB	MANAGER
<i>NORTH DIVISION</i>					
Springfield Cardinals	36	31	.537	--	"Pop" Warner
Tulsa Drillers	35	35	.500	2.5	Stu Cole
Arkansas Travelers	31	39	.443	6.5	Bobby Magallanes
Wichita Wranglers	25	45	.357	12.5	Tony Tijerina

<i>SOUTH DIVISION</i>					
Frisco RoughRiders	47	23	.671	--	Dave Anderson
Midland RockHounds	41	26	.612	4.5	Todd Steverson
Corpus Christi Hooks	31	39	.443	16.0	Dave Clark
San Antonio Missions	31	39	.443	16.5	Randy Ready

SECOND HALF	WON	LOST	PCT.	GB	MANAGER
<i>NORTH DIVISION</i>					
Springfield Cardinals	37	32	.536	--	"Pop" Warner
Tulsa Drillers	34	34	.500	2.5	Stu Cole
Arkansas Travelers	34	36	.486	3.5	Bobby Magallanes
Wichita Wranglers	31	39	.443	6.5	Tony Tijerina

<i>SOUTH DIVISION</i>					
San Antonio Missions	42	27	.609	--	Randy Ready
Frisco RoughRiders	38	32	.543	4.5	Dave Anderson
Corpus Christi Hooks	36	34	.514	6.5	Dave Clark
Midland RockHounds	26	44	.317	16.5	Todd Severson

## 2007 OVERALL STANDINGS

NORTH DIVISION	WON	LOST	PCT	GB	MANAGER
Springfield Cardinals	73	63	.537	--	"Pop" Warner
Tulsa Drillers	69	69	.500	5.0	Stu Cole
Arkansas Travelers	65	75	.464	10.0	Bobby Magallanes
Wichita Wranglers	56	84	.400	19.0	Tony Tijerina

<i>SOUTH DIVISION</i>					
Frisco RoughRiders	85	55	.607	--	Dave Anderson
San Antonio Missions	73	66	.525	11.5	Randy Ready
Midland RockHounds	67	70	.489	16.5	Todd Steverson
Corpus Christi Hooks	67	73	.479	18.0	Dave Clark

SPRINGFIELD DEFEATS TULSA 3-0 IN NORTH DIVISION FINALS  
 SAN ANTONIO DEFEATS FRISCO 3-0 IN SOUTH DIVISION FINALS  
 SAN ANTONIO DEFEATS SPRINGFIELD 3-1 IN TEXAS LEAGUE CHAMPIONSHIP

## 2007 CARDINALS GAME-BY-GAME


DATE	OPP	W/L	SCORE	WINNER-LOSER-SAVE	REC.	TIME	ATTENDANCE	
							ATT	SEASON
4/5	@ MID	L	7-1	Braden-Rauschenberger	0-1	2:20	3,830	
4/6	@ MID	L	4-3 (10)	Sharpe-Jo. Garcia	0-2	2:54	3,576	
4/7	@ MID			<b>SNOWED OUT (NOT MADE UP)</b>				
4/8	@ FRI	L	4-1	Mendoza-Boggs	0-3	2:26	6,107	
4/9	@ FRI	W	6-2	Ja. Garcia-Kometani-Greene	1-3	2:47	6,012	
4/10	@ FRI	W	11-9	Stitt-Knippschild-Perez	2-3	3:31	6,179	
4/12	MID	L	4-2	Shipman-Castellanos-Gray	2-4	2:39	7,380	7,380
4/13	MID			<b>RAINED OUT (NOT MADE UP)</b>				
4/14	MID			<b>SNOWED OUT (NOT MADE UP)</b>				
4/15	FRI	L	17-8	Williams-Boggs	2-5	3:33	6,245	13,625
4/16	FRI	L	7-4	Kometani-Ja. Garcia-Bumstead	2-6	3:15	6,157	19,782
4/17	FRI	L	5-2	Hurley-Lambert	2-7	2:34	5,369	25,151
4/19	@TUL	W	13-1	Haberer-Mattheus	3-7	2:54	4,383	
4/20	@TUL	W	7-0	Boggs-Lo	4-7	2:41	4,952	
4/21	@TUL	L	7-4	Asahina-Rauschenberger	4-8	2:33	7,977	
4/22	@TUL	W	4-2	Castellanos-Bright-Perez	5-8	2:25	4,488	
4/23	WIC	L	6-1	Connolly-Lambert	5-9	2:26	6,088	31,239
4/24	WIC			<b>RAINED OUT (MADE UP ON 5/10)</b>				
4/25	WIC	W	4-3	Perez-Buckner	6-9	2:41	4,815	36,054
4/26	WIC	W	6-2	Ool-Hughes	7-9	3:04	5,134	41,188
4/27	TUL	W	2-1	Jo. Garcia-Reynolds-Perez	8-9	2:49	6,981	48,169
4/28	TUL	L	10-5	Songster-Castellanos	8-10	3:15	9,285	57,454
4/29	TUL	W	4-2	Scherer-Songster-Perez	9-10	2:50	6,886	64,340
4/30	TUL	L	8-2	Lo-Haberer	9-11	2:45	7,697	72,037
				<b>APRIL TOTALS</b>	<b>9-11</b>			<b>72,037</b>
5/1	@ WIC			<b>RAINED OUT (MADE UP ON 5/3)</b>				
5/2	@ WIC	L	15-10	DeHoyos-Scherer	9-12	3:09	4,443	
5/3	@ WIC	W	7-5 (7)	Rauschenberger-Hochevar-Perez	10-12	2:25	DH	
5/3*	@ WIC	L	6-5 (7)	Cedeno-Scherer	10-13	2:24	928	
5/4	@ WIC	L	4-3 (11)	Cedeno-Cooper	10-14	4:06	2,303	
5/5	ARK	W	1-0	Haberer-Davidson-Perez	11-14	2:05	7,648	79,685
5/6	ARK	L	11-6	Thompson-Scherer	11-15	3:00	6,286	85,971
5/7	ARK	W	4-3	Boggs-Green-Perez	12-15	2:42	6,014	91,985
5/8	ARK	W	4-2	Rauschenberger-Saenz-Motte	13-15	2:36	7,255	99,240
5/9	WIC	L	5-3	Rosa-Ja. Garcia-DeHoyos	13-16	2:18	6,931	106,171
5/10	WIC	L	6-1	Hughes-Jo. Garcia	13-17	2:01	5,983	112,154
5/11	WIC	W	8-6	Ool-Cromer-Perez	14-17	2:58	6,963	119,117
5/12	WIC	L	5-3 (7)	Christensen-Boggs-DeHoyos	14-18	2:09	-	
5/12*	WIC	L	5-4 (7)	Plummer-Haberer	14-19	2:29	8,083	127,200
5/13	@ ARK	W	9-4	Rauschenberger-Saenz-Motte	15-19	3:12	4,870	
5/14	@ ARK	L	4-3	Davidson-Ja. Garcia-Arredondo	15-20	2:30	8,348	
5/15	@ ARK			<b>RAINED OUT (MADE UP ON 6/9)</b>				
5/16	@ ARK	W	7-4	Ool-Thompson-Perez	16-20	3:07	5,578	
5/17	@ TUL	W	8-7 (12)	Jo. Garcia-Grube-Perez	17-20	4:08	4,458	
5/18	@ TUL	W	5-1	Boggs-Deduno	18-20	2:43	4,202	
5/19	@ TUL	W	6-4	Rauschenberger-Daley-Perez	19-20	3:02	8,857	
5/20	@ TUL	L	1-0	Johnson-Ja. Garcia-Register	19-21	2:02	4,009	
5/22	@ SAN	L	3-2	Jamison-Webber	19-22	2:50	2,597	
5/23	@ SAN	W	3-2 (10)	Perez-Brooks	20-22	3:37	4,056	
5/24	@ SAN	W	8-1	Boggs-Thompson-Scherer	21-22	2:56	6,253	
5/25	@ COR	L	4-1	Patton-Motte-Middleton	21-23	2:20	7,147	
5/26	@ COR	L	2-1	Paulino-Garcia-Middleton	21-24	2:34	7,162	
5/27	@ COR	L	8-4	Wigdahl-Ool	21-25	2:55	7,026	
5/28	SAN	W	5-4 (10)	Scherer-Jamison	22-25	3:11	6,248	133,448
5/29	SAN	W	12-10	Cooper-Searles-Perez	23-25	3:09	6,418	139,866
5/30	SAN	L	6-3	Hayhurst-Rauschenberger-Abraham	23-26	2:44	5,801	145,667
				<b>MAY TOTALS</b>	<b>14-15</b>			<b>73,630</b>
6/1	COR			<b>RAINED OUT (MADE UP ON 6/3)</b>				
6/2	COR	W	10-6	Ja. Garcia-Paulino	24-26	3:03	7,770	153,437
6/3	COR	L	15-3 (7)	Barthmaier-Ool	24-27	2:16		
6/3*	COR	W	6-4 (7)	Motte-Middleton	25-27	2:18	6,806	160,243
6/5	TUL	W	5-4	Boggs-Songster-Perez	26-27	2:35	6,838	167,081
6/6	TUL	L	8-6	Deduno-Rauschenberger-Register	26-28	3:07	5,995	173,076
6/7	TUL	W	10-3	Ja. Garcia-Mattheus	27-28	2:54	6,859	179,935
6/8	TUL	W	5-3	Haberer-Lo-Perez	28-28	2:40	8,133	188,068

DATE	OPP	W/L	SCORE	WINNER-LOSER-SAVE	REC.	TIME	ATTENDANCE	
							GAME	SEASON
6/9	@ ARK	L	5-3 (7)	Pullin-Cooper	28-29	2:22		
6/9*	@ ARK	W	5-2 (7)	Webber-Rodriguez-Perez	29-29	2:12	7,893	
6/10	@ ARK	W	4-3	Motte-Hunter	30-29	2:41	4,227	
6/11	@ ARK	W	3-2	Rauschenberger-Green-Perez	31-29	2:28	5,516	
6/12	@ ARK	W	7-6	Scherer-Thompson-Perez	32-29	3:07	7,403	
6/13	@ WIC	W	2-0	Haberer-Christensen-Motte	33-29	2:24	841	
6/14	@ WIC	W	11-2	Ool-Hochevar	34-29	2:57	987	
6/15	@ WIC	W	7-3	Boggs-Rosa	35-29	2:57	1,745	
6/16	@ WIC	W	6-5	Zuercher-Atencio-Perez	36-29	3:19	3,801	
6/17	ARK	L	6-1	Gonzalez-Ja. Garcia	36-30	2:30	7,899	195,967
6/18	ARK	L	5-3	Adenhardt-Haberer	36-31	2:52	6,421	202,388
				<b>FIRST HALF TOTALS</b>				
6/19	ARK	L	9-5	Rodriguez-Daniels	0-1, 36-32	2:51	6,895	209,283
6/20	ARK	W	7-4	Motte-Thompson-Perez	1-1, 37-32	2:30	6,834	216,117
6/21	TUL	W	3-2	Scherer-Grube	2-1, 38-32	2:20	6,769	222,886
6/22	TUL	L	2-0	Mattheus-Ja. Garcia-Register	2-2, 38-33	2:28	8,171	231,057
6/23	TUL	L	9-2	Beckstead-Haberer	2-3, 38-34	2:56	8,792	239,849
6/24	TUL	W	6-2	Daniels-Bright	3-3, 39-34	2:55	6,812	246,661
6/27	@ MID	W	6-3	Rauschenberger-Peterson-Perez	4-3, 40-34	3:11	2,971	
6/28	@ MID	W	13-2	Haberer-Ramirez	5-3, 41-34	3:05	4,209	
6/29	@ MID	W	4-0	Daniels-Fritz	6-3, 42-34	2:37	4,868	
6/30	@ FRI	W	5-2	Boggs-Mathis-Perez	7-3, 43-34	2:58	10,410	
				<b>JUNE TOTALS</b>	<b>20-8</b>			<b>246,661</b>
7/1	@ FRI	L	8-2	Mendoza-Ja. Garcia	7-4, 43-35	2:32	7,392	
7/2	@ FRI	L	8-3	Volquez-Rauschenberger-Ingram	7-5, 43-36	2:50	6,983	
7/4	MID	W	10-2	Haberer-Ramirez	8-5, 44-36	2:58	8,719	255,380
7/5	MID	W	4-1	Daniels-Fritz-Perez	9-5, 45-36	2:20	5,772	261,152
7/6	MID	W	9-2	Boggs-Ramos	10-5, 46-36	3:05	7,954	269,106
7/7	FRI	W	3-0	Ja. Garcia-Volquez-Perez	11-5, 47-36	2:28	7,735	276,841
7/8	FRI	W	5-1	Rauschenberger-Chenard	12-5, 48-36	2:48	6,513	283,354
7/9	FRI	W	8-3	Haberer-Galarraga	13-5, 49-36	2:54	7,334	290,688
7/11	@ WIC	L	5-2	Atencio-Daniels-Plummer	13-6, 49-37	2:34	1,314	
7/12	@ WIC	W	6-3	Boggs-de la Vara-Motte	14-6, 50-37	2:46	1,141	
7/13	@ WIC	W	13-2	Garcia-Christensen	15-6, 51-37	2:54	1,823	
7/14	@ WIC	L	8-2	Hughes-Rauschenberger	15-7, 51-38	2:59	3,263	
7/15	@ TUL	W	3-2	Haberer-Morillo-Perez	16-7, 52-38	2:41	3,450	
7/16	@ TUL	L	5-4	Mattheus-Daniels-Register	16-8, 52-39	2:37	2,640	
7/17	@ TUL	L	5-4	Lo-Boggs-Register	16-9, 52-40	2:56	7,741	
7/18	@ TUL	L	6-1	Morales-Garcia	16-10, 52-41	2:37	2,969	
7/19	WIC	W	1-0	McClellan-Cromer-Perez	17-10, 53-41	2:40	7,640	298,328
7/20	WIC	W	5-1	Haberer-Mattox	18-10, 54-41	2:18	8,464	306,792
7/21	WIC	W	8-4	Daniels-Atencio	19-10, 55-41	2:45	9,561	316,353
7/22	WIC	L	8-1	Rosa-Boggs-Connolly	19-11, 55-42	2:31	7,712	324,065
7/24	@ ARK	L	4-2	Adenhardt-Walters-O'Day	19-12, 55-43	2:24	5,910	
7/25	@ ARK	L	13-8	F. Rodriguez-Rauschenberger	19-13, 55-44	3:09	5,901	
7/26	@ WIC	W	8-4	Haberer-Mattox-Perez	20-13, 56-44	2:53	882	
7/27	@ WIC	W	9-8 (11)	Zuercher-de la Vara-Perez	21-13, 57-44	3:30	2,597	
7/28	@ WIC	L	8-7	Plummer-Motte	21-14, 57-45	3:00	3,030	
7/29	@ WIC	L	1-0 (6)	Christensen-Walters	21-15, 57-46	1:19	1,307	
7/31	ARK	W	14-4	Haberer-Rodriguez	22-15, 58-46	2:37	9,042	333,107
				<b>JULY TOTALS</b>	<b>15-12</b>			<b>86,446</b>
8/1	ARK	W	12-8	Rauschenberger-Butcher	23-15, 59-46	2:55	6,008	339,115
8/2	ARK	L	4-1	Green-Daniels-O'Day	23-16, 59-47	2:47	7,229	346,344
8/3	@ TUL	L	11-10	Grube-Webber	23-17, 59-48	3:08	4,131	
8/4	@ TUL	W	4-2	Walters-Asahina-Motte	24-17, 60-48	2:36	7,243	
8/5	@ TUL	L	6-5	Deduno-Haberer-Register	24-18, 60-49	2:51	5,222	
8/6	@ TUL	L	3-0	Thompson-Rauschenberger-Register	24-19, 60-50	2:29	3,029	
8/8	SAN	L	12-8	Geer-Daniels	24-20, 60-51	3:13	6,070	352,414
8/9	SAN	W	5-1	Boggs-Ramos-Motte	25-20, 61-51	2:43	6,556	358,970
8/10	SAN	L	5-3	Ekstrom-Walters-Moreno	25-21, 61-52	3:14	8,153	367,123
8/11	COR	L	13-5	Miller-Haberer	25-22, 61-53	3:04	8,302	375,425
8/12	COR	W	7-6	Sillman-Gervacio-Motte	26-22, 62-53	2:43	7,438	382,863
8/13	COR	L	6-1	Muecke-Daniels	26-23, 62-54	2:39	7,239	390,102

DATE	OPP	W/L	SCORE	WINNER-LOSER-SAVE	REC.	TIME	ATTENDANCE	
							GAME	SEASON
8/18	@ COR	L	3-2 (13)	Lavigne-Webber	27-26, 63-57	3:55	7,251	
8/19	@ COR	W	17-10	Zuercher-James	28-26, 64-57	3:25	7,356	
8/20	@ COR	L	8-4	Gervacio-Sillman	28-27, 64-58	3:03	6,824	
8/21	TUL	L	4-3	Casadiago-Motte-Register	28-28, 64-59	2:35	6,804	396,906
8/22	TUL	W	4-3	Haberer-Asahina-Sillman	29-28, 65-59	2:52	5,543	402,449
8/23	TUL	W	8-2	Rauschenberger-Deduno	30-28, 66-59	2:34	6,071	408,520
8/24				<b>RAINED OUT (NOT MADE UP)</b>				
8/25	@ ARK	L	5-4 (7)	Adenhardt-Boggs-O'Day	30-29, 66-60	2:25		
8/25*	@ ARK	W	4-0 (7)	McClellan-Stertzbach	31-29, 67-60	2:02	7,593	
8/26	@ ARK	W	16-0	Walters-Mosebach	32-29, 68-60	2:36	4,599	
8/27	@ ARK	W	10-3	Haberer-Gonzalez	33-29, 69-60	3:12	6,073	
8/28	WIC	W	5-4	Rauschenberger-Christensen-Sillman	34-29, 70-60	2:15	6,617	415,137
8/29	WIC	L	9-5	Hughes-Daniels	35-30, 70-61	2:38	6,562	421,669
8/30	WIC	W	8-0	Boggs-Connolly	36-30, 71-61	2:17	7,326	429,025
8/31	WIC	L	2-0	Dehoyos-Walters-Foster	36-31, 71-62	2:35	9,163	436,351
9/1	ARK	L	7-4	Gonzalez-Haberer-O'Day	36-32, 71-63	2:55	8,088	444,439
9/2	ARK	W	11-1	Rauschenberger-Rodriguez	37-32, 72-63	2:46	7,175	451,614
9/3	ARK	W	3-1	Daniels-Green-Zuercher	38-32, 73-63	2:01	6,293	457,907
<b>AUGUST/SEPTEMBER TOTALS</b>							<b>15-17</b>	<b>126,637</b>
<b>SECOND HALF TOTALS</b>							<b>37-32</b>	
<b>SEASON TOTALS</b>							<b>73-63</b>	
<b>POST SEASON TOTALS</b>							<b>4-3</b>	

NOTE: Extra innings shown in parentheses

\* indicates make-up game due to weather



Allen Craig received an August call-up and responded with three homers in just seven games

## 2007 SPRINGFIELD AWARD WINNERS

### TEXAS LEAGUE PLAYERS AND PITCHERS OF THE WEEK

April 5 - April 16	Joe Mather.....	Hit .393 with 4 HR's and 7 RBI
May 7 - May 14	Sean Danielson.....	Hit (.423) with HR and 7 RBI
May 28 - June 4	Colby Rasmus.....	Hit .450 with 3 HR's, 7 RBI
June 4 - June 11	Joe Mather.....	Hit .435 with 3 HR's and 12 RBI
June 18 - June 25	Jarrett Hoffpauir.....	Hit .519 (14-27) with HR, 4 doubles and 2 walks
June 25- July 2	Adam Daniels.....	Pitched 7 innings, struck out 4, allowed 3 hits
July 9- July 16	Mark Hamilton.....	Hit .444 (12-27) with 8 RBIs, 4 walks, 3 doubles and HR
Aug. 13- Aug. 20	Colby Rasmus.....	Hit .611 (11-18) with 2 HR and 3 RBIs
Aug. 20- Aug. 27	Colby Rasmus.....	Hit .419 (14-31), led league with 14 hits and 4 HR
Aug. 27- Sept. 4	Mitchell Boggs.....	Pitched 7 innings allowed 4 hits, 5 strikeouts

### CARDINALS SELECTED TO ALL-STAR GAME

(held in Corpus Christi, TX)

Chris Perez, P....Pitched 1 inning, allowing no hits and runs, striking out 1  
 Bryan Anderson, C....in 2 at-bats had 1 strike out, with 4 put outs  
 Colby Rasmus, OF.... had 1 hit, scored 1 run, walked once, struck out once and had 1 stolen base  
 Juan Richardson, DH.....went 0-for-2  
 Jaime Garcia, P.....Pitched 1 inning, allowed 2 hits, striking out 1  
 Jarrett Hoffpauir, IF.....went 0-for-2  
 Sean Danielson, OF.....in 2 at-bats: 1 hit, 1 RBI, 1 strike out, 1 stolen base and 1 put out  
 Mitchell Boggs, P.....pitched 1 inning, allowed 2 hits, striking out 1  
 Joe Mather, 1B . . .DNP

### CARDINALS SELECTED TO POST-SEASON ALL-STAR TEAM

(announced at end of year)

Chris Perez, P  
 Bryan Anderson, C  
 Colby Rasmus, OF

# 2007 CARDINALS FINAL BATTING STATISTICS

## CARDINALS INDIVIDUAL BATTING TOTALS

BATTERS	AVG	G	AB	R	H	2B	3B	HR	RBI	BB	IBB	SO	SB	CS	OBP	SLG	OPS	SF	SAC	HBP	DP	E
*Anderson, Bryan	.298	103	389	51	116	15	1	6	53	32	1	77	0	1	.350	.388	.738	6	2	2	9	7
Boggs, Mitchell	.261	11	23	3	6	1	0	1	5	2	0	8	0	0	.320	.435	.755	0	0	0	0	2
Craig, Allen	.292	7	24	5	7	2	0	3	3	1	0	6	0	0	.320	.750	1.070	0	0	0	1	2
*Daniels, Adam	.000	5	7	1	0	0	0	0	0	0	0	1	0	0	.000	.000	.000	0	1	0	0	2
#Danielson, Sean	.291	91	320	55	93	16	1	4	34	38	1	41	14	5	.370	.384	.755	1	7	3	4	3
Encarnacion, Juan	.155	15	58	5	9	4	0	0	4	6	0	11	1	0	.246	.224	.470	0	0	1	1	0
*Ferris, Michael	.227	65	176	24	40	8	0	3	20	26	2	55	1	1	.327	.324	.651	0	0	0	2	1
*Garcia, Jaime	.250	8	16	2	4	1	0	0	0	0	0	5	0	0	.294	.313	.607	0	0	1	0	1
Garcia, Jose	.667	9	3	1	2	0	0	0	0	0	0	0	0	0	.667	.667	1.333	0	0	0	0	0
Gorecki, Reid	.237	24	76	9	18	1	0	0	8	11	0	20	3	2	.333	.250	.583	0	0	0	2	3
Greene, Tyler	.244	65	221	41	54	17	2	8	25	16	1	62	10	2	.309	.448	.757	1	4	5	3	13
Guerrero, Henry	.137	19	51	4	7	0	0	2	2	2	0	12	0	0	.185	.255	.440	0	0	1	3	2
*Haberer, Eric	.300	13	20	0	6	1	0	0	4	1	0	8	0	0	.364	.350	.714	0	8	1	0	4
*Haerther, Cody	.289	37	142	22	41	13	0	5	28	16	2	31	0	0	.377	.486	.862	0	0	4	2	0
*Hamilton, Mark	.250	68	248	32	62	15	0	6	41	24	2	54	1	1	.318	.383	.701	1	2	1	4	8
Hoffpauir, Jarrett	.345	61	203	23	70	16	0	7	33	26	2	18	3	1	.420	.527	.947	1	5	1	9	4
*Jay, Jon	.235	26	102	17	24	4	2	2	11	11	0	19	4	1	.333	.373	.706	0	0	4	0	0
Lambert, Chris	.000	1	1	0	0	0	0	0	0	0	0	1	0	0	.000	.000	.000	0	0	0	0	0
Lucena, Juan	.257	92	303	36	78	13	2	2	33	17	1	20	1	1	.304	.333	.637	4	3	5	8	15
Marti, Amaury	.308	30	107	24	33	5	0	6	20	9	1	23	1	0	.370	.523	.893	1	0	2	0	1
Martinez, Jose	.300	66	250	37	75	13	0	10	46	14	0	24	0	0	.339	.472	.811	4	3	3	9	9
Mather, Joe	.303	64	234	48	71	17	0	18	46	29	6	32	4	0	.387	.607	.994	3	1	5	2	5
McClellan, Kyle	1.000	10	1	1	1	0	0	0	0	0	0	0	0	0	1.000	1.000	2.000	0	0	0	0	0
McCoy, Mike	.221	24	68	5	15	3	1	0	10	14	1	14	1	3	.349	.294	.644	1	2	0	0	1
Motte, Jason	.500	19	2	1	1	1	0	0	0	0	0	1	0	0	.500	1.000	1.500	0	0	0	0	1
*Ool, Kevin	.000	8	2	1	0	0	0	0	0	2	0	1	0	0	.500	.000	.500	0	0	0	0	1
Pagnozzi, Matt	.209	13	43	5	9	3	0	0	3	2	0	11	0	0	.261	.279	.540	0	1	1	2	1
*Rasmus, Colby	.275	128	472	93	130	37	3	29	72	70	0	108	18	3	.381	.551	.932	2	0	12	2	6
Rauschenberger, Cory	.316	11	19	1	6	1	0	0	3	0	0	3	0	0	.316	.368	.684	0	2	0	0	0
Richardson, Juan	.291	113	430	65	125	22	1	18	78	47	1	118	0	2	.369	.472	.841	3	0	8	9	17
Rowlett, Casey	.244	77	246	36	60	11	4	2	20	19	0	41	6	0	.301	.346	.647	2	4	2	12	8
Russ, Chris	.000	9	1	0	0	0	0	0	0	0	0	1	0	0	.000	.000	.000	0	0	0	0	0
Sanchez, Danilo	.161	11	31	3	5	1	0	1	4	7	0	1	0	0	.308	.290	.598	1	0	0	1	0
Scherer, Matt	.000	24	2	1	0	0	0	0	0	0	0	1	0	0	.000	.000	.000	0	0	0	0	1
*Shorey, Mark	.263	61	190	25	50	11	0	11	33	14	1	45	0	0	.325	.495	.820	1	0	4	2	2
Stitt, Brian	.000	4	1	0	0	0	0	0	0	0	0	1	0	0	.000	.000	.000	0	0	0	0	0
Walters, P.J.	.000	4	7	0	0	0	0	0	0	0	0	1	0	0	.000	.000	.000	0	1	0	0	2
*Washington, Rico	.263	25	95	13	25	4	0	4	20	7	0	10	0	0	.324	.432	.755	1	0	2	2	1
Webber, Nick	.000	15	2	0	0	0	0	0	0	0	0	1	0	0	.000	.000	.000	0	0	0	0	1
*Zuercher, Zack	.000	16	1	1	0	0	0	0	0	1	0	0	0	0	.500	.000	.500	0	1	0	0	0
Team Total	.271	136	4587	692	1243	256	17	148	659	465	22	886	68	23	.345	.431	.776	33	47	68	89	127

\*left-handed #switch-hitter

# 2007 CARDINALS FINAL PITCHING STATISTICS

## CARDINALS INDIVIDUAL PITCHING TOTALS

PITCHER	W-L	ERA	G	GS	CG	SH	SV	SVO	IP	H	R	ER	HR	HB	BB	IBB	SO	BK	WP	GO/AO	DP	WHIP	AVG
Boggs, Mitchell	11-7	3.84	26	26	0	0	0	0	152.1	167	86	65	15	10	62	2	117	0	7	1.38	11.0	1.50	.279
Castellanos, Hugo	1-2	2.45	9	0	0	0	0	3	11.0	11	5	3	2	1	7	1	11	0	0	6.33	2.00	1.64	.268
Cooper, Michael	1-2	7.71	21	0	0	0	0	2	28.0	36	26	24	6	1	20	1	21	0	1	.97	2.00	2.00	.313
*Daniels, Adam	5-7	5.94	15	15	0	0	0	0	72.2	84	53	48	5	8	34	1	43	1	1	1.37	7.00	1.62	.290
*Garcia, Jaime	5-9	3.75	18	18	0	0	0	0	103.1	93	47	43	14	3	45	1	97	1	13	2.28	7.00	1.34	.245
Garcia, Jose	2-2	5.75	18	2	0	0	0	0	36.0	48	26	23	8	3	12	0	22	1	1	1.74	3.00	1.67	.336
Gregerson, Luke	0-0	.00	1	0	0	0	0	0	1.0	1	0	0	0	0	0	0	3	0	0	.000	1.00	1.00	.250
*Haberer, Eric	13-8	4.32	28	26	1	0	0	0	152.0	162	85	73	12	14	72	2	72	0	7	1.87	26.0	1.54	.284
*Johnson, Tyler	0-0	3.00	3	1	0	0	0	0	3.0	2	1	1	0	0	2	0	3	0	0	6.00	1.00	1.33	.200
Lambert, Chris	0-2	3.42	5	5	0	0	0	0	26.1	24	11	10	5	2	8	0	17	0	2	.97	3.00	1.22	.245
McClellan, Kyle	2-0	2.35	24	0	0	0	0	1	30.2	24	9	8	2	0	6	1	30	0	2	2.53	5.00	.98	.214
*Meaux, Ryan	0-0	4.91	4	0	0	0	0	0	3.2	4	2	2	0	1	0	0	2	0	0	2.00	.000	1.09	.267
Motte, Jason	3-3	2.20	44	0	0	0	8	12	49.0	36	13	12	3	3	22	2	63	0	2	1.18	6.00	1.18	.208
*Ool, Kevin	4-2	5.08	21	8	0	0	0	0	56.2	80	43	32	4	0	17	2	35	0	7	1.94	9.00	1.71	.339
Perez, Chris	2-0	2.43	39	0	0	0	27	28	40.2	17	11	11	3	8	28	0	62	0	2	.62	1.00	1.11	.126
Rauschenberger, Cory	11-8	4.68	28	26	1	0	0	0	144.1	148	85	75	16	13	53	0	79	0	7	1.54	16.0	1.39	.267
Rowlett, Casey	0-0	18.00	1	0	0	0	0	0	1.0	3	2	2	0	0	0	0	0	0	0	.00	.000	3.00	.500
Russ, Chris	0-0	2.59	17	0	0	0	0	0	24.1	17	9	7	0	2	13	2	12	0	4	2.10	2.00	1.23	.198
Scherer, Matt	4-3	3.60	55	0	0	0	1	7	70.0	70	31	28	6	3	24	2	69	1	6	1.18	8.00	1.34	.268
Sillman, Mike	1-1	6.52	9	0	0	0	2	3	9.2	4	7	7	1	3	10	1	11	0	2	2.80	2.0	1.45	.138
Stitt, Brian	1-0	4.67	10	0	0	0	0	0	17.1	19	9	9	3	1	4	0	11	0	3	1.39	2.00	1.33	.279
Walters, P.J.	3-4	2.37	8	8	1	0	0	0	49.1	42	13	13	4	4	15	0	37	0	3	1.38	3.00	1.16	.228
Webber, Nick	1-3	4.26	33	0	0	0	0	0	50.2	62	28	24	4	3	22	6	29	0	5	1.98	6.00	1.66	.308
Wellemeier, Todd	0-0	.00	1	1	0	0	0	0	1.0	3	2	0	0	0	1	0	2	0	0	.000	4.00	.500	
*Zuercher, Zack	3-0	2.68	37	0	0	0	1	1	43.2	37	15	13	3	3	22	2	28	2	1	.59	3.00	1.35	.234
Team Total	73-63	4.07	136	136	3	9	39	57	1177.2	1194	619	532	116	86	499	26	876	6	76	1.40	125	1.44	.267

\*left-handed

## 2007 CARDINALS LEADERS

BATTING		PITCHING	
Average	Hoffpauir .345	ERA (starter)	Boggs 3.84
Runs	Rasmus .93	ERA (reliever)	Perez 2.43
Hits	Rasmus .138	Wins	Haberer .18
OBP	Rasmus .444	Losses	Ja. Garcia .9
SLG	Rasmus .551	Games	Scherer .55
Doubles	Richardson .37	Games Started	Boggs, Haberer, Rauschenberger .26
Triples	Rowlett .4	Complete Games	Haberer, Rauschenberger, Walters .1
Home Runs	Rasmus .29	Saves	Perez .27
RBI			

## 2007 CARDINALS BATTING TOTALS

### CARDINALS HOME BATTING

PLAYER	AVG	G	AB	R	H	2B	3B	HR	RBI	BB	SO	SB	CS	SLG	OBP	E
*Anderson, Bryan	.328	48	180	26	59	7	0	4	26	11	37	0	1	.433	.361	1
Boggs, Mitchell	.200	4	5	1	1	0	0	0	0	1	0	0	0	.200	.333	0
Craig, Allen	.292	7	24	5	7	2	0	3	3	1	6	0	0	.750	.320	2
*Daniels, Adam	.000	3	4	1	0	0	0	0	0	0	0	0	0	.000	.000	1
#Danielson, Sean	.326	43	141	22	46	10	0	2	13	19	14	7	2	.440	.410	1
Encarnacion, Juan	.109	12	46	2	5	2	0	0	3	4	9	1	0	.152	.180	0
*Ferris, Mike	.184	34	87	12	16	3	0	2	9	11	33	1	0	.287	.276	0
*Garcia, Jaime	.286	4	7	2	2	1	0	0	0	2	0	0	0	.429	.375	1
Garcia, Jose	1.000	4	1	1	1	0	0	0	0	0	0	0	0	1.000	1.000	0
Gorecki, Reid	.323	10	31	2	10	0	0	0	4	1	7	1	1	.323	.344	1
Greene, Tyler	.237	31	97	20	23	7	0	5	10	5	23	2	2	.464	.292	9
Guerrero, Henry	.158	7	19	2	3	0	0	2	2	0	4	0	0	.474	.200	0
*Haberer, Eric	.417	7	12	0	5	1	0	0	3	0	2	0	0	.500	.462	3
*Haerther, Cody	.317	15	63	10	20	9	0	4	15	2	16	0	0	.651	.338	0
*Hamilton, Mark	.200	34	120	13	24	10	0	3	19	12	23	0	0	.358	.273	4
Hoffpauir, Jarrett	.330	32	109	13	36	9	0	4	15	10	11	1	0	.523	.392	3
*Jay, Jonathan	.190	10	42	5	8	0	0	1	2	4	6	1	0	.262	.292	0
Lambert, Chris	.000	1	1	0	0	0	0	0	0	1	0	0	0	.000	.000	0
Lucena, Juan	.245	47	151	16	37	6	1	1	17	4	14	0	0	.318	.281	10
Marti, Amaury	.283	17	60	12	17	2	0	3	12	5	13	1	0	.467	.333	0
Martinez, Jose	.325	32	117	22	38	7	0	7	25	7	13	0	0	.564	.370	4
Mather, Joe	.294	30	102	22	30	6	0	9	21	16	11	2	0	.618	.385	2
McCoy, Mike	.174	15	46	3	8	3	1	0	8	8	9	1	0	.283	.296	1
Motte, Jason	1.000	11	1	1	1	1	0	0	0	0	0	0	0	2.000	1.000	1
*Ool, Kevin	.000	4	1	1	0	0	0	0	0	1	1	0	0	.000	.500	0
Pagnozzi, Matt	.212	10	33	4	7	2	0	0	2	1	8	0	0	.273	.257	1
*Rasmus, Colby	.261	62	218	41	57	15	1	17	38	32	47	5	2	.573	.370	3
Rauschenberger, Cory	.333	6	9	0	3	1	0	0	1	0	1	0	0	.444	.333	0
Richardson, Juan	.275	54	189	30	52	9	0	10	36	27	61	0	0	.481	.377	9
Rowlett, Casey	.270	37	122	17	33	7	2	2	6	6	23	3	0	.410	.305	4
Russ, Chris	.000	4	1	0	0	0	0	0	0	0	1	0	0	.000	.000	0
Sanchez, Danilo	.118	6	17	2	2	0	0	1	2	3	1	0	0	.294	.250	0
Shorey, Mark	.250	32	96	14	24	5	0	8	20	4	24	0	0	.552	.294	2
Walters, P.J.	.000	2	3	0	0	0	0	0	0	0	1	0	0	.000	.000	2
*Washington, Rico	.206	10	34	5	7	2	0	3	9	2	5	0	0	.529	.250	1
Webber, Nick	.000	9	1	0	0	0	0	0	0	0	0	0	0	.000	.000	1
<b>Team Total</b>	<b>.266</b>	<b>67</b>	<b>2190</b>	<b>328</b>	<b>582</b>	<b>127</b>	<b>5</b>	<b>91</b>	<b>321</b>	<b>198</b>	<b>427</b>	<b>26</b>	<b>8</b>	<b>.453</b>	<b>.333</b>	<b>70</b>

\*left-handed #switch hitter

## 2007 CARDINALS BATTING TOTALS

### CARDINALS ROAD BATTING

PLAYER	AVG	G	AB	R	H	2B	3B	HR	RBI	BB	SO	SB	CS	SLG	OBP	E
*Anderson, Bryan	.273	55	209	25	57	8	1	2	27	21	40	0	0	.349	.340	6
Boggs, Mitchell	.278	7	18	2	5	1	0	1	5	1	8	0	0	.500	.316	2
*Daniels, Adam	.000	2	3	0	0	0	0	0	0	0	1	0	0	.000	.000	1
#Danielson, Sean	.263	48	179	33	47	6	1	2	21	19	27	7	3	.341	.338	2
Encarnacion, Juan	.333	3	12	3	4	2	0	0	1	2	2	0	0	.500	.467	0
*Ferris, Michael	.270	31	89	12	24	5	0	1	11	15	22	0	1	.360	.375	1
*Garcia, Jaime	.222	4	9	0	2	0	0	0	0	0	3	0	0	.222	.222	0
Garcia, Jose	.500	5	2	0	1	0	0	0	0	0	0	0	0	.500	.500	0
Gorecki, Reid	.178	14	45	7	8	1	0	0	4	10	13	2	1	.200	.327	2
Greene, Tyler	.250	34	124	21	31	10	2	3	15	11	39	8	0	.435	.321	4
Guerrero, Henry	.125	12	32	2	4	0	0	0	0	2	8	0	0	.125	.176	2
*Haberer, Eric	.125	6	8	0	1	0	0	0	1	1	6	0	0	.125	.222	1
*Haerther, Cody	.266	22	79	12	21	4	0	1	13	14	15	0	0	.354	.402	0
*Hamilton, Mark	.297	34	128	19	38	5	0	3	22	12	31	1	1	.406	.359	4
Hoffpauir, Jarrett	.362	29	94	10	34	7	0	3	18	16	7	2	1	.532	.450	1
*Jay, Jon	.267	16	60	12	16	4	2	1	9	7	13	3	1	.450	.362	0
Lucena, Juan	.270	45	152	20	41	7	1	1	16	13	6	1	1	.349	.325	5
Marti, Amaury	.340	13	47	12	16	3	0	3	8	4	10	0	0	.596	.415	1
Martinez, Jose	.278	34	133	15	37	6	0	3	21	7	11	0	0	.391	.313	5
Mather, Joe	.311	34	132	26	41	11	0	9	25	13	21	2	0	.598	.389	3
McCiellian, Kyle	1.000	5	1	1	1	0	0	0	0	0	0	0	0	1.000	1.000	0
McCoy, Mike	.318	9	22	2	7	0	0	0	2	6	5	0	3	.318	.448	0
Motte, Jason	.000	8	1	0	0	0	0	0	0	0	1	0	0	.000	.000	0
*Ool, Kevin	.000	4	1	0	0	0	0	0	0	1	0	0	0	.000	.500	1
Pagnozzi, Matt	.200	3	10	1	2	1	0	0	1	1	3	0	0	.300	.273	0
*Rasmus, Colby	.287	66	254	52	73	22	2	12	34	38	61	13	1	.531	.391	3
Rauschenberger, Cory	.300	5	10	1	3	0	0	0	2	0	2	0	0	.300	.300	0
Richardson, Juan	.303	59	241	35	73	13	1	8	42	20	57	0	2	.465	.362	8
Rowlett, Casey	.218	40	124	19	27	4	2	0	14	13	18	3	0	.282	.298	4
Sanchez, Danilo	.214	5	14	1	3	1	0	0	2	4	0	0	0	.286	.368	0
Scherer, Matt	.000	11	2	1	0	0	0	0	0	0	1	0	0	.000	.000	1
*Shorey, Mark	.277	29	94	11	26	6	0	3	13	10	21	0	0	.436	.355	0
Stitt, Brian	.000	2	1	0	0	0	0	0	0	0	1	0	0	.000	.000	0
Walters, P.J.	.000	2	4	0	0	0	0	0	0	0	0	0	0	.000	.000	0
*Washington, Rico	.295	15	61	8	18	2	0	1	11	5	5	0	0	.377	.362	0
Webber, Nick	.000	6	1	0	0	0	0	0	0	0	1	0	0	.000	.000	0
*Zuercher, Zack	.000	8	1	1	0	0	0	0	0	1	0	0	0	.000	.500	0
<b>Team Total</b>	<b>.276</b>	<b>69</b>	<b>2397</b>	<b>364</b>	<b>661</b>	<b>129</b>	<b>12</b>	<b>57</b>	<b>338</b>	<b>267</b>	<b>459</b>	<b>42</b>	<b>15</b>	<b>.411</b>	<b>.355</b>	<b>57</b>

\*left-handed #switch hitter



## 2007 CARDINALS BATTING TOTALS

### VS. RIGHT-HANDED PITCHERS

PLAYER	AVG	AB	R	H	2B	3B	HR	RBI	BB	SO	SB	CS	SLG	OBP
*Anderson, Bryan	.308	299	40	92	13	1	5	44	28	60	0	1	.408	.360
Boggs, Mitchell	.308	13	2	4	1	0	1	5	1	7	0	0	.615	.357
Craig, Allen	.417	12	4	5	0	0	3	3	1	3	0	0	1.167	.462
*Daniels, Adam	.000	5	1	0	0	0	0	0	0	1	0	0	.000	.000
#Danielson, Sean	.306	235	42	72	13	1	4	25	24	31	11	3	.421	.372
Encarnacion, Juan	.162	37	1	6	2	0	0	4	2	9	0	0	.216	.205
*Ferris, Michael	.247	146	19	36	6	0	2	16	23	46	1	0	.329	.349
*Garcia, Jaime	.308	13	2	4	1	0	0	0	4	0	0	0	.385	.357
Garcia, Jose	.500	2	1	1	0	0	0	0	0	0	0	0	.500	.500
Gorecki, Reid	.293	58	8	17	1	0	0	8	9	15	2	1	.310	.388
Greene, Tyler	.251	167	29	42	13	1	5	20	10	51	6	1	.431	.308
Guerrero, Henry	.133	30	2	4	0	0	2	2	1	10	0	0	.333	.188
*Haberer, Eric	.353	17	0	6	1	0	0	3	0	5	0	0	.412	.389
*Haerther, Cody	.304	115	20	35	9	0	5	26	15	24	0	0	.513	.403
*Hamilton, Mark	.255	184	27	47	10	0	4	26	19	40	1	1	.375	.324
Hoffpauir, Jarrett	.381	155	19	59	14	0	7	28	16	11	3	1	.606	.439
*Jay, Jon	.265	83	14	22	4	1	2	9	4	14	3	1	.410	.315
Lambert, Chris	.000	1	0	0	0	0	0	0	0	1	0	0	.000	.000
Lucena, Juan	.290	214	27	62	10	1	2	27	12	17	1	1	.374	.338
Martí, Amaury	.302	86	20	26	5	0	5	18	5	19	0	0	.535	.351
Martínez, Jose	.295	190	29	56	13	0	8	37	7	14	0	0	.489	.325
Mather, Joe	.274	179	36	49	10	0	14	36	21	24	4	0	.564	.359
McClellan, Kyle	1.000	1	1	1	0	0	0	0	0	0	0	0	1.000	1.000
McCoy, Mike	.237	38	3	9	3	0	0	6	9	8	1	2	.316	.383
Motte, Jason	.500	2	1	1	1	0	0	0	0	1	0	0	1.000	.500
*Ool, Kevin	.000	2	1	0	0	0	0	0	2	1	0	0	.000	.500
Pagnozzi, Matt	.185	27	4	5	1	0	0	3	2	9	0	0	.222	.267
*Rasmus, Colby	.287	356	78	102	27	3	24	50	51	75	12	2	.581	.381
Rauschenberger, Cory	.364	11	0	4	1	0	0	3	0	2	0	0	.455	.364
Richardson, Juan	.278	320	51	89	17	1	13	58	33	81	0	0	.459	.355
Rowlett, Casey	.259	174	28	45	9	3	0	16	16	32	4	0	.345	.326
Russ, Chris	.000	1	0	0	0	0	0	0	0	1	0	0	.000	.000
Sanchez, Danilo	.160	25	2	4	1	0	1	2	5	1	0	0	.320	.300
Scherer, Matt	.000	1	1	0	0	0	0	0	0	0	0	0	.000	.000
*Shorey, Mark	.291	151	23	44	10	0	10	30	12	34	0	0	.556	.341
Stitt, Brian	.000	1	0	0	0	0	0	0	0	1	0	0	.000	.000
Walters, P.J.	.000	7	0	0	0	0	0	0	0	1	0	0	.000	.000
*Washington, Rico	.284	67	10	19	3	0	2	14	7	8	0	0	.418	.364
Webber, Nick	.000	2	0	0	0	0	0	0	0	1	0	0	.000	.000
*Zuercher, Zack	.000	1	1	0	0	0	0	0	1	0	0	0	.000	.500
<b>Team Total</b>	<b>.282</b>	<b>3428</b>	<b>548</b>	<b>968</b>	<b>199</b>	<b>12</b>	<b>119</b>	<b>519</b>	<b>337</b>	<b>662</b>	<b>49</b>	<b>14</b>	<b>.452</b>	<b>.352</b>

\*left-handed #switch hitter

## 2007 CARDINALS BATTING TOTALS

### VS. LEFT-HANDED PITCHERS

PLAYER	AVG	AB	R	H	2B	3B	HR	RBI	BB	SO	SB	CS	SLG	OBP
*Anderson, Bryan	.267	90	11	24	2	0	1	9	4	17	0	0	.322	.313
Boggs, Mitchell	.200	10	1	2	0	0	0	0	1	1	0	0	.200	.273
Craig, Allen	.167	12	1	2	2	0	0	0	0	3	0	0	.333	.167
*Daniels, Adam	.000	2	0	0	0	0	0	0	0	0	0	0	.000	.000
#Danielson, Sean	.247	85	13	21	3	0	0	9	14	10	3	2	.282	.366
Encarnacion, Juan	.143	21	4	3	2	0	0	0	4	2	1	0	.238	.308
*Ferris, Michael	.133	30	5	4	2	0	1	4	3	9	0	1	.300	.212
*Garcia, Jaime	.000	3	0	0	0	0	0	0	0	1	0	0	.000	.000
Garcia, Jose	1.000	1	0	1	0	0	0	0	0	0	0	0	1.000	1.000
Gorecki, Reid	.056	18	1	1	0	0	0	0	2	5	1	1	.056	.150
Greene, Tyler	.222	54	12	12	4	1	3	5	6	11	4	1	.500	.311
Guerrero, Henry	.143	21	2	3	0	0	0	0	1	2	0	0	.143	.182
*Haberer, Eric	.000	3	0	0	0	0	0	1	1	3	0	0	.000	.250
*Haerther, Cody	.222	27	2	6	4	0	0	2	1	7	0	0	.370	.250
*Hamilton, Mark	.234	64	5	15	5	0	2	15	5	14	0	0	.406	.300
Hoffpauir, Jarrett	.229	48	4	11	2	0	0	5	10	7	0	0	.271	.362
*Jay, Jon	.105	19	3	2	0	1	0	2	7	5	1	0	.211	.393
Lucena, Juan	.180	89	9	16	3	1	0	6	5	3	0	0	.236	.221
Martí, Amaury	.333	21	4	7	0	0	1	2	4	4	1	0	.476	.440
Martínez, Jose	.317	60	8	19	0	0	2	9	7	10	0	0	.417	.382
Mather, Joe	.400	55	12	22	7	0	4	10	8	8	0	0	.745	.477
McCoy, Mike	.200	30	2	6	0	1	0	4	5	6	0	1	.267	.306
Pagnozzi, Matt	.250	16	1	4	2	0	0	0	0	2	0	0	.375	.250
*Rasmus, Colby	.241	116	15	28	10	0	5	22	19	33	6	1	.457	.382
Rauschenberger, Cory	.250	8	1	2	0	0	0	0	0	1	0	0	.250	.250
Richardson, Juan	.327	110	14	36	5	0	5	20	14	37	0	2	.509	.408
Rowlett, Casey	.208	72	8	15	2	1	2	4	3	9	2	0	.347	.237
Sanchez, Danilo	.167	6	1	1	0	0	0	2	2	0	0	0	.167	.333
Scherer, Matt	.000	1	0	0	0	0	0	0	0	1	0	0	.000	.000
*Shorey, Mark	.154	39	2	6	1	0	1	3	2	11	0	0	.256	.267
*Washington, Rico	.214	28	3	6	1	0	2	6	0	2	0	0	.464	.214
<b>Team Total</b>	<b>.237</b>	<b>1159</b>	<b>144</b>	<b>275</b>	<b>57</b>	<b>5</b>	<b>29</b>	<b>140</b>	<b>128</b>	<b>224</b>	<b>19</b>	<b>9</b>	<b>.370</b>	<b>.323</b>

\*left-handed #switch hitter

FRONT OFFICE

2008 CARDINALS

2007 REVIEW

HISTORY

MINOR LEAGUES

TEXAS LEAGUE

MISC.

FRONT OFFICE

2008 CARDINALS

2007 REVIEW

HISTORY

MINOR LEAGUES

TEXAS LEAGUE

MISC.

## 2007 CARDINALS PITCHING TOTALS

### CARDINALS HOME PITCHING

PITCHERS	W-L	ERA	G	GS	CG	SHO	SV	IP	H	R	ER	HR	HB	BB	SO	WP	AVG
Boggs, Mitchell	5-3	3.78	11	11	0	0	0	64.1	62	34	27	5	4	30	50	2	.248
Castellanos, Hugo	0-2	3.18	4	0	0	0	0	5.2	7	4	2	1	1	2	6	0	.292
Cooper, Michael	1-0	11.30	11	0	0	0	0	14.1	25	18	18	5	1	8	11	0	.379
*Daniels, Adam	4-5	6.15	9	9	0	0	0	45.1	54	34	31	4	8	21	30	0	.290
*Garcia, Jaime	3-4	3.35	8	8	0	0	0	45.2	40	20	17	4	1	16	42	9	.240
Garcia, Jose	1-1	6.43	8	1	0	0	0	21.0	28	17	15	4	3	4	15	0	.329
Gregerson, Luke	0-0	.00	1	0	0	0	0	1.0	1	0	0	0	0	0	3	0	.250
*Haberer, Eric	7-6	4.73	18	16	0	0	0	93.1	106	59	49	9	5	45	44	5	.298
*Johnson, Tyler	0-0	9.00	1	1	0	0	0	1.0	2	1	1	0	0	2	0	0	.500
Lambert, Chris	0-2	4.43	4	4	0	0	0	20.1	21	11	10	5	1	6	12	2	.263
McClellan, Kyle	1-0	.57	12	0	0	0	0	15.2	5	1	1	1	0	4	15	1	.104
*Meaux, Ryan	0-0	.00	2	0	0	0	0	1.2	0	0	0	0	1	0	1	0	.000
Motte, Jason	2-1	1.52	23	0	0	0	3	23.2	16	4	4	1	1	4	31	1	.193
*Ool, Kevin	2-1	8.02	9	2	0	0	0	21.1	29	22	19	3	0	7	12	0	.326
Perez, Chris	1-0	3.18	17	0	0	0	12	17.0	8	6	6	2	4	15	23	1	.140
Rauschenberger, Cory	6-2	3.53	13	11	1	0	0	71.1	65	34	28	8	7	23	48	1	.243
Rowlett, Casey	0-0	18.00	1	0	0	0	0	1.0	3	2	2	0	0	0	0	0	.500
Russ, Chris	0-0	1.17	9	0	0	0	0	15.1	8	4	2	0	0	8	8	2	.154
Scherer, Matt	3-1	3.00	26	0	0	0	0	36.0	35	14	12	3	1	11	36	1	.265
Sillman, Mike	1-0	3.60	5	0	0	0	2	5.0	2	2	2	0	0	5	7	2	.133
Stitt, Brian	0-0	3.68	4	0	0	0	0	7.1	7	3	3	1	0	3	3	1	.250
Walters, P.J.	0-2	2.79	3	3	0	0	0	19.1	16	6	6	2	2	7	22	1	.229
Webber, Nick	0-0	4.76	18	0	0	0	0	28.1	41	18	15	3	3	10	11	2	.347
Wellemeyer, Todd	0-0	.00	1	1	0	0	0	1.0	3	2	0	0	0	1	2	0	.500
*Zuercher, Zack	0-0	4.00	18	0	0	0	1	18.0	18	8	8	2	1	12	13	0	.281
<b>Team Total</b>	<b>37-30</b>	<b>4.21</b>	<b>67</b>	<b>67</b>	<b>1</b>	<b>4</b>	<b>18</b>	<b>594.0</b>	<b>602</b>	<b>324</b>	<b>278</b>	<b>63</b>	<b>44</b>	<b>244</b>	<b>445</b>	<b>31</b>	<b>.266</b>

\*left-handed

## 2007 CARDINALS PITCHING TOTALS

### CARDINALS ROAD PITCHING

PITCHERS	W-L	ERA	G	GS	CG	SHO	SV	IP	H	R	ER	HR	HB	BB	SO	WP	AVG
Boggs, Mitchell	6-4	3.89	15	15	0	0	0	88.0	105	52	38	10	6	32	67	5	.301
Castellanos, Hugo	1-0	1.69	5	0	0	0	0	5.1	4	1	1	1	0	5	5	0	.235
Cooper, Michael	0-2	3.95	10	0	0	0	0	13.2	11	8	6	1	0	12	10	1	.224
*Daniels, Adam	1-2	5.60	6	6	0	0	0	27.1	30	19	17	1	0	13	13	1	.288
*Garcia, Jaime	2-5	4.06	10	10	0	0	0	57.2	53	27	26	10	2	29	55	4	.250
Garcia, Jose	1-1	4.80	10	1	0	0	0	15.0	20	9	8	4	0	8	7	1	.345
*Haberer, Eric	6-2	3.68	10	10	1	0	0	58.2	56	26	24	3	9	27	28	2	.262
*Johnson, Tyler	0-0	.00	2	0	0	0	0	2.0	0	0	0	0	0	0	3	0	.000
Lambert, Chris	0-0	.00	1	1	0	0	0	6.0	3	0	0	0	1	2	5	0	.167
McClellan, Kyle	1-0	4.20	12	0	0	0	0	15.0	19	8	7	1	0	2	15	1	.297
*Meaux, Ryan	0-0	9.00	2	0	0	0	0	2.0	4	2	2	0	0	0	1	0	.400
Motte, Jason	1-2	2.84	21	0	0	0	5	25.1	20	9	8	2	2	18	32	1	.222
*Ool, Kevin	2-1	3.31	12	6	0	0	0	35.1	51	21	13	1	0	10	23	7	.347
Perez, Chris	1-0	1.90	22	0	0	0	15	23.2	9	5	5	1	4	13	39	1	.115
Rauschenberger, Cory	5-6	5.79	15	15	0	0	0	73.0	83	51	47	8	6	30	31	6	.288
Russ, Chris	0-0	5.00	8	0	0	0	0	9.0	9	5	5	0	2	5	4	2	.265
Scherer, Matt	1-2	4.24	29	0	0	0	1	34.0	35	17	16	3	2	13	33	5	.271
Sillman, Mike	0-1	9.64	4	0	0	0	0	4.2	2	5	5	1	3	5	4	0	.143
Stitt, Brian	1-0	5.40	6	0	0	0	0	10.0	12	6	6	2	1	1	8	2	.300
Walters, P.J.	3-2	2.10	5	5	1	0	0	30.0	26	7	7	2	2	8	15	2	.228
Webber, Nick	1-3	3.63	15	0	0	0	0	22.1	21	10	9	1	0	12	18	3	.253
*Zuercher, Zack	3-0	1.75	19	0	0	0	0	25.2	19	7	5	1	2	10	15	1	.202
<b>Team Total</b>	<b>36-33</b>	<b>3.92</b>	<b>69</b>	<b>69</b>	<b>2</b>	<b>5</b>	<b>21</b>	<b>583.2</b>	<b>592</b>	<b>295</b>	<b>254</b>	<b>53</b>	<b>42</b>	<b>255</b>	<b>431</b>	<b>45</b>	<b>.268</b>

\*left-handed

## 2007 CARDINALS PITCHING TOTALS

### VS. RIGHT-HANDED BATTERS

PITCHER	ERA	IP	H	R	ER	HR	HB	BB	SO	WP	AVG
Boggs, Mitchell	4.33	79.0	85	44	38	7	7	30	60	3	.277
Castellanos, Hugo	.00	8.1	5	2	0	0	1	5	8	0	.179
Cooper, Michael	6.61	16.1	23	12	12	2	1	12	12	0	.333
*Daniels, Adam	4.95	56.1	60	34	31	4	5	25	29	1	.271
*Garcia, Jaime	3.76	81.1	74	38	34	10	3	29	76	9	.249
Garcia, Jose	5.47	24.2	34	16	15	4	2	6	15	1	.343
Gregerson, Luke	.00	1.0	0	0	0	0	0	0	3	0	.000
*Haberer, Eric	4.55	116.2	138	70	59	12	4	61	48	5	.308
*Johnson, Tyler	3.38	2.2	2	1	1	0	0	1	2	0	.222
Lambert, Chris	5.11	12.1	11	7	7	4	2	4	9	2	.244
McClellan, Kyle	2.41	18.2	13	6	5	2	0	1	17	1	.200
*Meaux, Ryan	9.00	2.0	2	2	2	0	0	0	1	0	.250
Motte, Jason	2.83	28.2	20	10	9	3	2	13	38	1	.198
*Ool, Kevin	4.46	38.1	59	28	19	3	0	13	19	4	.364
Perez, Chris	3.55	25.1	12	10	10	3	3	13	37	1	.141
Rauschenberger, Cory	4.88	83.0	66	52	45	10	8	29	51	5	.218
Rowlett, Casey	9.00	1.0	2	1	1	0	0	0	0	0	.400
Russ, Chris	1.59	17.0	8	4	3	0	2	9	9	3	.148
Scherer, Matt	2.91	43.1	30	16	14	2	1	10	48	4	.207
Sillman, Mike	7.71	7.0	2	6	6	1	2	5	10	2	.095
Stitt, Brian	.73	12.1	10	1	1	1	0	4	9	2	.222
Walters, P.J.	1.95	32.1	22	7	7	2	1	5	31	2	.191
Webber, Nick	5.08	33.2	35	22	19	4	2	10	24	1	.271
Wellemeier, Todd	.00	.1	2	2	0	0	0	0	0	0	.667
*Zuercher, Zack	3.04	26.2	27	10	9	2	3	12	15	1	.276
Team Total	.00	768.1	742	401		76	49	297	571	48	.259

\*left-handed

## 2007 CARDINALS PITCHING TOTALS

### VS. LEFT-HANDED BATTERS

PITCHER	ERA	IP	H	R	ER	HR	HB	BB	SO	WP	AVG
Boggs, Mitchell	3.31	73.1	82	42	27	8	3	32	57	4	.281
Castellanos, Hugo	10.12	2.2	6	3	3	2	0	2	3	0	.462
Cooper, Michael	9.26	11.2	13	14	12	4	0	8	9	1	.283
*Daniels, Adam	9.37	16.1	24	19	17	1	3	9	14	0	.348
*Garcia, Jaime	3.68	22.0	19	9	9	4	0	16	21	4	.232
Garcia, Jose	6.35	11.1	14	10	8	4	1	6	7	0	.318
Gregerson, Luke	0.00	.0	1	0	0	0	0	0	0	0	1.000
*Haberer, Eric	3.57	35.1	24	15	14	0	10	11	24	2	.197
*Johnson, Tyler	0.00	.1	0	0	0	0	0	1	1	0	.000
Lambert, Chris	1.93	14.0	13	4	3	1	0	4	8	0	.245
McClellan, Kyle	2.25	12.0	11	3	3	0	0	5	13	1	.234
*Meaux, Ryan	.00	1.2	2	0	0	0	1	0	1	0	.286
Motte, Jason	1.33	20.1	16	3	3	0	1	9	25	1	.222
*Ool, Kevin	6.38	18.1	21	15	13	1	0	4	16	3	.284
Perez, Chris	.59	15.1	5	1	1	0	5	15	25	1	.100
Rauschenberger, Cory	4.40	61.1	82	33	30	6	5	24	28	2	.325
Rowlett, Casey	***	.0	1	1	1	0	0	0	0	0	1.000
Russ, Chris	4.91	7.1	9	5	4	0	0	4	3	1	.281
Scherer, Matt	4.73	26.2	40	15	14	4	2	14	21	2	.345
Sillman, Mike	3.38	2.2	2	1	1	0	1	5	1	0	.250
Stitt, Brian	14.40	5.0	9	8	8	2	1	0	2	1	.391
Walters, P.J.	3.18	17.0	20	6	6	2	3	10	6	1	.290
Webber, Nick	2.65	17.0	27	6	5	0	1	12	5	4	.375
Wellemeier, Todd	.00	.2	1	0	0	0	0	1	2	0	.333
*Zuercher, Zack	2.12	17.0	10	5	4	1	0	10	13	0	.167
Team Total	.00	409.1	452	218		40	37	202	305	28	.281

\*left-handed

2007 CARDINALS MONTH-BY-MONTH

APRIL

PLAYER	AVG	G	AB	R	H	2B	3B	HR	RBI	BB	SO	SB	CS	OBP	SLG	OPS	SF	SAC	HBP	DP	E	
*Anderson, Bryan	.327	15	55	10	18	6	1	2	9	5	0	12	0	1	.383	.582	.965	0	0	0	2	1
Boggs, Mitchell	.000	1	3	0	0	0	0	0	0	0	2	0	0	.000	.000	.000	0	0	0	0	0	0
#Danielson, Sean	.250	5	12	2	3	1	0	0	1	1	0	1	0	.308	.333	.641	0	0	0	0	0	0
Encarnacion, Juan	.077	6	26	0	2	0	0	0	1	1	0	6	1	.111	.077	.188	0	0	0	0	1	0
*Ferris, Mike	.176	9	17	2	3	0	0	0	1	1	0	3	0	.222	.176	.399	0	0	0	0	0	0
*Garcia, Jaime	.000	2	3	0	0	0	0	0	0	0	0	1	0	.000	.000	.000	0	0	0	0	0	0
Garcia, Jose	1.000	3	1	1	1	0	0	0	0	0	0	0	0	1.000	1.000	2.000	0	0	0	0	0	0
Gorecki, Reid	.087	6	23	3	2	0	0	0	1	4	0	7	1	.222	.087	.309	0	0	0	0	1	2
Greene, Tyler	.219	19	64	11	14	4	0	2	4	5	0	17	1	.286	.375	.661	0	1	1	0	3	
*Haberer, Eric	.000	2	3	0	0	0	0	0	1	1	0	2	0	.250	.000	.250	0	1	0	0	0	2
Hoffpaur, Jarrett	.309	17	55	7	17	4	0	2	7	9	0	7	1	.406	.491	.897	0	0	0	0	1	2
*Jay, Jonathan	.220	19	82	9	18	4	0	1	5	7	0	15	2	.304	.305	.609	0	0	3	0	0	0
Lambert, Chris	.000	1	1	0	0	0	0	0	0	0	0	1	0	.000	.000	.000	0	0	0	0	0	0
Lucena, Juan	.200	10	30	3	6	0	0	0	4	0	0	1	0	.226	.200	.426	0	0	1	1	0	0
Mather, Joe	.324	20	74	19	24	5	0	10	16	6	1	10	2	.378	.797	1.175	1	1	1	1	1	1
McCoy, Mike	.205	15	39	4	8	3	1	0	6	9	1	9	1	.354	.333	.688	0	0	0	0	0	1
*Ool, Kevin	.000	3	1	0	0	0	0	0	0	0	0	1	0	.000	.000	.000	0	0	0	0	0	0
Pagnozzi, Matt	.200	6	20	2	4	2	0	0	2	1	0	3	0	.238	.300	.538	0	0	0	0	0	1
*Rasmus, Colby	.234	20	77	5	18	7	1	2	11	6	0	13	1	.306	.429	.734	0	0	2	0	1	0
Rauschenberger, Cory	.500	2	2	0	1	0	0	0	2	0	0	0	0	.500	.500	1.000	0	0	0	0	0	0
Richardson, Juan	.211	19	71	9	15	3	1	2	9	8	0	21	0	.309	.366	.675	0	0	2	1	0	0
Stitt, Brian	.000	4	1	0	0	0	0	0	0	0	0	1	0	.000	.000	.000	0	0	0	0	0	0
*Washington, Rico	.179	7	28	4	5	2	0	0	2	3	0	4	0	.258	.250	.508	0	0	0	0	1	1
Team Total	.231	20	688	91	159	41	4	21	81	67	2	137	10	.308	.394	.702	1	3	10	9	17	

PITCHERS	W-L	ERA	G	GS	CG	SHO	SV	SVO	IP	H	R	ER	HR	HB	BB	IBB	SO	BK	WP	GO/AO	DP	WHIP	AVG
Boggs, Mitchell	1-2	3.20	4	4	0	0	0	0	19.2	22	10	7	1	2	9	0	14	0	1	1.50	1	1.58	.282
Castellanos, Hugo	1-2	2.45	9	0	0	0	0	3	11.0	11	5	3	2	1	7	1	11	0	0	6.33	2	1.64	.268
Cooper, Michael	0-0	23.62	2	0	0	0	0	1	2.2	6	7	7	3	0	4	0	2	0	0	2.00	0	3.75	.429
*Garcia, Jaime	1-1	3.00	4	4	0	0	0	0	21.0	15	8	7	3	1	10	0	25	0	4	1.38	2	1.19	.200
Garcia, Jose	1-1	3.86	6	0	0	0	0	0	9.1	15	5	4	2	0	1	0	3	0	0	1.78	1	1.71	.385
*Haberer, Eric	1-1	4.66	4	3	0	0	0	0	19.1	24	15	10	2	4	12	0	5	0	0	1.75	5	1.86	.324
Lambert, Chris	0-2	3.42	5	5	0	0	0	0	26.1	24	11	10	5	2	8	0	17	0	2	.97	3	1.22	.245
*Ool, Kevin	1-0	1.69	8	0	0	0	0	0	10.2	8	2	2	0	0	1	0	5	0	0	1.70	1	.84	.229
Perez, Chris	1-0	3.00	9	0	0	0	4	5	9.0	4	3	3	1	0	4	0	14	0	0	.30	0	.89	.129
Rauschenberger, Cory	0-2	15.19	5	4	0	0	0	0	10.2	20	19	18	3	2	6	0	6	0	1	1.00	0	2.44	.377
Scherer, Matt	1-0	.63	10	0	0	0	0	0	14.1	7	1	1	0	1	4	0	13	0	1	1.07	2	.77	.152
Stitt, Brian	1-0	4.86	9	0	0	0	0	0	16.2	18	9	9	3	1	4	0	9	0	2	1.39	2	1.32	.277
*Zuercher, Zack	0-0	7.11	5	0	0	0	0	0	6.1	12	6	5	1	2	3	1	4	1	0	1.13	2	2.37	.414
Team Total	9-11	4.37	20	20	0	1	4	9	177.0	186	101	86	26	16	73	2	128	1	11	1.24	21	1.46	.274

\*left-handed #switch-hitter

2007 CARDINALS MONTH-BY-MONTH

MAY

PLAYER	AVG	G	AB	R	H	2B	3B	HR	RBI	BB	IBB	SO	SB	CS	OBP	SLG	OPS	SF	SAC	HBP	DP	E
*Anderson, Bryan	.253	22	79	12	20	1	0	1	11	11	1	10	0	0	.348	.304	.652	1	1	1	0	4
Boggs, Mitchell	.429	3	7	1	3	0	0	1	3	0	0	2	0	0	.429	.857	1.286	0	0	0	0	0
#Danielson, Sean	.295	23	78	13	23	7	0	1	11	9	0	7	3	2	.368	.423	.791	0	4	0	1	0
Encarnacion, Juan	.219	9	32	5	7	4	0	0	3	5	0	5	0	0	.342	.344	.686	0	0	1	0	0
*Ferris, Mike	.175	20	63	4	11	2	0	1	4	3	0	13	0	1	.212	.254	.466	0	0	0	1	0
*Garcia, Jaime	.400	2	5	0	2	0	0	0	0	0	0	1	0	0	.400	.400	.800	0	0	0	0	0
Garcia, Jose	.500	4	2	0	1	0	0	0	0	0	0	0	0	0	.500	.500	1.000	0	0	0	0	0
Greene, Tyler	.250	29	104	20	26	10	1	2	10	10	0	27	7	1	.328	.423	.751	0	2	2	2	7
Guerrero, Henry	.000	8	18	0	0	0	0	0	0	1	0	7	0	0	.053	.000	.053	0	0	0	0	1
*Haberer, Eric	.400	3	5	0	2	1	0	0	1	0	0	2	0	0	.400	.600	1.000	0	2	0	0	0
*Haerther, Cody	.308	10	39	3	12	2	0	0	5	3	1	9	0	0	.357	.359	.716	0	0	0	0	0
Hoffpaur, Jarrett	.288	20	59	6	17	3	0	2	10	7	1	5	0	1	.364	.441	.804	0	2	0	2	2
*Jay, Jon	.300	7	20	8	6	0	2	1	6	4	0	4	2	0	.440	.650	1.090	0	0	1	0	0
Lucena, Juan	.328	20	67	9	22	2	0	0	5	6	0	4	1	0	.387	.358	.745	1	2	1	1	4
Mather, Joe	.275	28	102	12	28	6	0	3	13	14	2	13	0	0	.378	.422	.800	0	0	3	1	3
McCoy, Mike	.241	9	29	1	7	0	0	0	4	5	0	5	0	2	.343	.241	.584	1	2	0	0	0
Motte, Jason	.000	6	1	0	0	0	0	0	0	0	0	1	0	0	.000	.000	.000	0	0	0	0	0
*Ool, Kevin	.000	3	1	0	0	0	0	0	0	0	1	0	0	0	.000	.000	.500	0	0	0	0	1
Pagnozzi, Matt	.273	4	11	2	3	1	0	0	1	0	0	2	0	0	.333	.364	.697	0	1	1	1	0
*Rasmus, Colby	.340	29	103	23	35	13	0	8	24	16	0	19	7	0	.439	.699	1.138	1	0	3	0	3
Rauschenberger, Cory	.286	3	7	0	2	0	0	0	0	0	0	2	0	0	.286	.286	.571	0	0	0	0	0
Richardson, Juan	.318	28	110	13	35	5	0	4	16	9	0	24	0	0	.375	.473	.848	0	0	1	4	7
Rowlett, Casey	.200	9	25	3	5	2	0	0	1	4	0	2	0	0	.310	.280	.590	0	1	0	2	0
Scherer, Matt	.000	6	1	0	0	0	0	0	0	0	0	1	0	0	.000	.000	.000	0	0	0	0	0
*Shorey, Mark	.000	1	3	0	0	0	0	0	1	0	0	0	0	0	.250	.000	.250	0	0	1	0	0
*Zuercher, Zack	.000	4	1	0	0	0	0	0	0	0	0	0	0	0	.000	.000	.000	0	0	0	0	0
Team Total	.275	29	972	136	267	59	3	24	129	109	5	165	20	7	.355	.416	.771	4	17	15	16	32

PITCHERS	W-L	ERA	G	GS	CG	SHO	SV	SVO	IP	H	R	ER	HR	HB	BB	IBB	SO	BK	WP	GO/AO	DP	WHIP	AVG
Boggs, Mitchell	3-1	6.29	6	6	0	0	0	0	34.1	43	25	24	3	3	18	0	22	0	1	1.86	4	1.78	.314
Cooper, Michael	1-1	3.38	11	0	0	0	0	0	16.0	13	7	6	1	1	11	1	14	0	1	.94	1	1.50	.220
*Garcia, Jaime	0-4	3.94	5	5	0	0	0	0	29.2	25	14	13	5	1	14	0	22	0	3	2.25	2	1.31	.238
Garcia, Jose	1-1	6.89	7	1	0	0	0	0	15.2	22	13	12	4	2	6	0	8	1	0	3.33	2	1.79	.349
*Haberer, Eric	1-1	4.76	6	6	0	0	0	0	28.1	30	15	15	0	6	11	0	14	0	0	2.18	3	1.45	.280
*Meaux																							

2007 CARDINALS MONTH-BY-MONTH

JUNE

PLAYER	AVG	G	AB	R	H	2B	3B	HR	RBI	BB	IBB	SO	SB	CS	OBP	SLG	OPS	SF	SAC	HBP	DP	E
*Anderson, Bryan	.385	20	78	10	30	2	0	2	12	4	0	12	0	0	.405	.487	.892	2	1	0	2	0
Boggs, Mitchell	1.000	1	1	1	1	0	0	0	0	1	0	0	0	0	1.000	1.000	2.000	0	0	0	0	0
*Daniels, Adam	.000	1	2	1	0	0	0	0	0	0	0	0	0	0	.000	.000	.000	0	0	0	0	0
#Danielson, Sean	.303	28	109	18	33	4	1	2	13	10	1	15	4	2	.358	.413	.771	1	1	0	3	0
*Ferris, Mike	.333	22	60	13	20	5	0	2	13	16	2	21	0	0	.474	.517	.990	0	0	0	1	1
*Garcia, Jaime	.333	3	6	2	2	1	0	0	0	0	2	0	0	0	.429	.500	.929	0	0	1	0	1
Greene, Tyler	.264	16	53	10	14	3	1	4	11	1	1	18	2	0	.298	.585	.883	1	1	2	1	3
*Haberer, Eric	.600	3	5	0	3	0	0	0	1	0	0	1	0	0	.600	.600	1.200	0	1	0	0	0
*Hamilton, Mark	.200	10	40	3	8	3	0	1	6	2	1	6	0	1	.238	.350	.588	0	1	0	1	2
Hoffpauir, Jarrett	.415	22	82	8	34	9	0	2	14	9	1	6	2	0	.473	.598	1.071	1	3	1	5	0
Lucena, Juan	.149	15	47	2	7	1	0	0	2	0	0	4	0	0	.149	.170	.319	0	0	0	2	3
Martinez, Jose	.185	8	27	5	5	0	0	0	1	4	0	3	0	0	.290	.185	.476	0	1	0	3	1
Mather, Joe	.328	16	58	17	19	6	0	5	17	9	3	9	2	0	.414	.690	1.104	2	0	1	0	1
Motte, Jason	1.000	5	1	1	1	1	0	0	0	0	0	0	0	0	1.000	2.000	3.000	0	0	0	0	1
*Rasmus, Colby	.194	27	103	21	20	5	0	5	11	15	0	27	4	0	.308	.388	.697	0	0	2	1	1
Rauschenberger, Cory	.000	2	3	0	0	0	0	0	0	0	0	0	0	0	.000	.000	.000	0	0	0	0	0
Richardson, Juan	.267	27	101	19	27	6	0	5	24	14	0	31	0	0	.362	.475	.837	0	0	1	0	3
Rowlett, Casey	.254	20	63	5	16	2	1	1	3	4	0	16	2	0	.299	.365	.664	0	3	0	0	1
Sanchez, Danilo	.120	9	25	2	3	1	0	0	2	7	0	0	0	0	.303	.160	.463	1	0	0	1	0
*Shorey, Mark	.311	24	74	9	23	4	0	4	14	5	1	12	0	0	.350	.527	.877	1	0	0	0	1
Team Total	.284	28	938	148	266	53	3	33	144	102	10	183	16	3	.356	.452	.808	9	12	8	20	19

PITCHERS	W-L	ERA	G	GS	CG	SHO	SV	SVO	IP	H	R	ER	HR	HB	BB	IBB	SO	BK	WP	GO/AO	DP	WHIP	AVG
Boggs, Mitchell	3-0	2.38	5	5	0	0	0	0	34.0	35	11	9	1	1	10	1	27	0	0	1.42	4	1.32	.273
Cooper, Michael	0-1	10.61	8	0	0	0	0	1	9.1	17	12	11	2	0	5	0	5	0	0	.83	1	2.36	.405
*Daniels, Adam	2-1	3.12	3	3	0	0	0	0	17.1	13	8	6	0	2	7	0	16	1	0	1.50	3	1.15	.197
*Garcia, Jaime	2-2	4.18	5	5	0	0	0	0	28.0	30	15	13	3	1	8	0	25	0	3	3.46	1	1.36	.280
Garcia, Jose	0-0	5.73	5	1	0	0	0	0	11.0	11	8	7	2	1	5	0	11	0	1	.62	0	1.45	.268
*Haberer, Eric	3-2	3.71	6	6	0	0	0	0	34.0	32	14	14	3	1	15	0	19	0	0	1.80	4	1.38	.256
McClellan, Kyle	0-0	.00	3	0	0	0	0	0	4.2	1	0	0	0	0	1	0	6	0	0	6.00	0	.43	.071
Motte, Jason	3-0	.66	12	0	0	0	1	3	13.2	10	2	1	0	1	6	0	16	0	1	.93	3	1.17	.213
*Ool, Kevin	1-1	8.38	6	3	0	0	0	0	19.1	41	18	18	3	0	4	0	14	0	1	1.94	6	2.33	.456
Perez, Chris	0-0	3.18	11	0	0	0	9	9	11.1	7	4	4	1	5	10	0	15	0	2	.38	0	1.50	.175
Rauschenberger, Cory	2-1	4.88	5	5	0	0	0	0	27.2	29	17	15	2	1	11	0	18	0	0	2.05	4	1.45	.282
Scherer, Matt	2-0	4.22	10	0	0	0	0	1	10.2	11	6	5	2	1	5	1	16	0	0	1.00	1	1.50	.282
Webber, Nick	1-0	.60	10	0	0	0	0	0	15.0	15	2	1	0	0	4	1	10	0	0	3.63	4	1.27	.278
*Zuercher, Zack	1-0	.00	7	0	0	0	0	0	6.0	1	0	0	0	0	4	1	3	0	1	.15	0	.83	.053
Team Total	20-8	3.87	28	28	0	2	10	14	242.0	253	117	104	19	14	95	4	201	1	9	1.40	31	1.44	.277

\*left-handed #switch-hitter

2007 CARDINALS MONTH-BY-MONTH

JULY

PLAYER	AVG	G	AB	R	H	2B	3B	HR	RBI	BB	IBB	SO	SB	CS	OBP	SLG	OPS	SF	SAC	HBP	DP	E
*Anderson, Bryan	.275	20	80	9	22	2	0	0	8	6	0	18	0	0	.330	.300	.630	1	0	1	3	2
Boggs, Mitchell	.000	1	2	0	0	0	0	0	0	0	0	1	0	0	.000	.000	.000	0	0	0	0	1
*Daniels, Adam	.000	1	2	0	0	0	0	0	0	0	0	1	0	0	.000	.000	.000	0	1	0	0	1
#Danielson, Sean	.304	26	102	20	31	3	0	1	9	14	0	17	5	1	.403	.363	.766	0	2	3	0	2
*Ferris, Mike	.167	14	36	5	6	1	0	0	2	6	0	18	1	0	.286	.194	.480	0	0	0	0	0
*Garcia, Jaime	.000	1	2	0	0	0	0	0	0	0	0	1	0	0	.000	.000	.000	0	0	0	0	0
Guerrero, Henry	.300	3	10	2	3	0	0	0	0	0	0	1	0	0	.300	.300	.600	0	0	0	0	1
*Haberer, Eric	.000	1	1	0	0	0	0	0	0	0	0	1	0	0	.000	.000	.000	0	2	0	0	0
*Haerther, Cody	.400	1	5	2	2	1	0	1	2	0	0	1	0	0	.400	1.200	1.600	0	0	0	0	0
*Hamilton, Mark	.227	27	97	14	22	6	0	2	16	12	1	22	1	0	.315	.351	.666	1	1	1	2	2
Hoffpauir, Jarrett	.286	2	7	2	2	0	0	1	2	1	0	0	0	0	.375	.714	1.089	0	0	0	1	0
Lucena, Juan	.321	24	84	15	27	3	2	0	12	6	1	4	0	0	.370	.405	.774	1	1	1	2	3
Martinez, Jose	.281	27	96	14	27	8	0	4	24	3	0	13	0	0	.301	.490	.791	3	0	1	3	3
Pagnozzi, Matt	.167	3	12	1	2	0	0	0	0	1	0	6	0	0	.231	.167	.397	0	0	0	1	0
*Rasmus, Colby	.215	22	79	11	17	5	1	1	8	14	0	28	3	2	.351	.342	.692	1	0	3	0	1
Richardson, Juan	.343	27	102	16	35	8	0	5	24	13	1	25	0	1	.425	.569	.994	2	0	3	3	4
Rowlett, Casey	.247	21	81	15	20	4	2	0	9	6	0	13	1	0	.295	.346	.641	1	0	0	4	2
Sanchez, Danilo	.333	2	6	1	2	0	0	1	2	0	0	1	0	0	.333	.833	1.167	0	0	0	0	0
*Shorey, Mark	.253	26	91	15	23	5	0	7	18	9	0	28	0	0	.333	.538	.872	0	0	2	1	1
Team Total	.269	27	895	142	241	46	5	23	136	91	3	199	11	4	.343	.409	.752	10	7	15	20	24

PITCHERS	W-L	ERA	G	GS	CG	SHO	SV	SVO	IP	H	R	ER	HR	HB	BB	IBB	SO	BK	WP	GO/AO	DP	WHIP	AVG
Boggs, Mitchell	2-2	3.18	5	5	0	0	0	0	28.1	27	19	10	5	1	13	0	29	0	3	1.50	1	1.41	.239
*Daniels, Adam	2-2	5.93	5	5	0	0	0	0	27.1	36	20	18	3	0	9	0	10	0	1	1.77	2	1.65	.321
*Garcia, Jaime	2-2	3.65	4	4	0	0	0	0	24.2	23	10	10	3	0	13	1	25	1	3	2.27	2	1.46	.250
Haberer, Eric	6-0	3.08	6	6	0	0	0	0	38.0	33	16	13	4	1	11	0	21	0	4	1.72	6	1.16	.237
McClellan, Kyle	1-0	3.18	9	0	0	0	0	1	11.1	11	5	4	0	0	3	1	11	0	0	3.33	3	1.24	.256
Motte, Jason	0-1	1.00	9	0	0	0	1	1	9.0	9	1	1	1	0	3	0	15	0	0	.44	1	1.33	.257
*Ool, Kevin	0-0	.00	1	0	0	0	0	0	3.1	1	0	0	0	0	3	0	4	0	2	2.00	0	1.20	.091
Perez, Chris	0-0	1.13	9	0	0	0	6	6	8.0	1	1	1	0	2	5	0	10	0	0	1.14	1	.75	.043
Rauschenberger, Cory	1-3	4.50	5	5	1	0	0	0	28.0	40	17	14	3	2	7	0	15	0	3	1.92	7	1.68	.354
Russ, Chris	0-0	6.43	6	0	0	0	0	0	7.0	7	5	5	0	2	5	1	3	0	2	1.11	1	1.71	.259
Scherer, Matt	0-0	3.38	10	0	0	0	0	1	13.1	14	6	5	1	0	5	0	11	0	1	2.00	3	1.43	.286
Walters, P.J.	0-2	4.09	2	2	1	0	0	0	11.0	12	5	5	1	0	4	0	6	0	1	1.33	1	1.45	.279
Webber, Nick	0-0	4.50	7	0	0	0	0	0	10.0	12	6	5	0										

## 2007 CARDINALS MONTH-BY-MONTH

### AUGUST

PLAYER	AVG	G	AB	R	H	2B	3B	HR	RBI	BB	IBB	SO	SB	CS	OBP	SLG	OPS	SF	SAC	HBP	DP	E
*Anderson, Bryan	.256	24	90	8	23	4	0	0	10	4	0	25	0	0	.281	.300	.581	2	0	0	2	0
Boggs, Mitchell	.200	5	10	1	2	1	0	0	2	1	0	3	0	0	.273	.300	.573	0	0	0	0	1
Cazana Marti, Amaury	.323	27	96	21	31	5	0	6	19	8	1	21	1	0	.387	.563	.949	0	0	2	0	1
Craig, Allen	.267	4	15	2	4	2	0	1	1	0	0	4	0	0	.267	.600	.867	0	0	0	1	1
*Daniels, Adam	.000	3	3	0	0	0	0	0	0	0	0	0	0	0	.000	.000	.000	0	0	0	0	1
#Danielson, Sean	.158	9	19	2	3	1	0	0	1	4	0	1	2	0	.304	.211	.515	0	0	0	0	1
Gorecki, Reid	.225	15	40	4	9	1	0	0	4	7	0	12	1	2	.340	.250	.590	0	0	0	1	1
Guerrero, Henry	.200	7	20	2	4	0	0	2	2	1	0	4	0	0	.273	.500	.773	0	0	1	1	1
*Haberer, Eric	.167	4	6	0	1	0	0	0	1	0	0	2	0	0	.286	.167	.452	0	2	1	0	2
*Haerther, Cody	.270	24	89	17	24	10	0	4	21	13	1	21	0	0	.387	.517	.904	0	0	4	2	0
*Hamilton, Mark	.293	28	99	12	29	5	0	2	16	9	0	25	0	0	.352	.404	.756	0	0	0	1	4
Lucena, Juan	.206	21	68	7	14	5	0	2	8	5	0	6	0	1	.263	.368	.631	2	0	1	2	4
Martinez, Jose	.356	29	118	18	42	5	0	6	20	6	0	7	0	0	.394	.551	.945	1	2	2	3	5
McClellan, Kyle	1.000	7	1	1	1	0	0	0	0	0	0	0	0	0	1.000	1.000	2.000	0	0	0	0	0
*Rasmus, Colby	.365	28	104	30	38	7	0	12	17	15	0	20	3	1	.455	.779	1.233	0	0	2	1	0
Rauschenberger, Cory	.429	4	7	1	3	1	0	0	1	0	0	1	0	0	.429	.571	1.000	0	2	0	0	0
Richardson, Juan	.283	12	46	8	13	0	0	2	5	3	0	17	0	1	.333	.413	.746	1	0	1	1	3
Rowlett, Casey	.212	24	66	12	14	2	1	1	7	5	0	10	1	0	.284	.318	.602	1	0	2	5	3
Scherer, Matt	.000	8	1	1	0	0	0	0	0	0	0	0	0	0	.000	.000	.000	0	0	0	0	0
*Shorey, Mark	.222	9	18	1	4	2	0	0	0	0	0	4	0	0	.263	.333	.596	0	0	1	1	0
Walters, P.J.	.000	4	7	0	0	0	0	0	0	0	0	1	0	0	.000	.000	.000	0	1	0	0	2
Washington, Rico	.292	17	65	8	19	2	0	3	16	3	0	6	0	0	.338	.462	.800	1	0	2	1	0
Webber, Nick	.000	5	2	0	0	0	0	0	0	0	1	0	0	0	.000	.000	.000	0	0	0	0	0
<b>Team Total</b>	<b>.281</b>	<b>29</b>	<b>991</b>	<b>157</b>	<b>278</b>	<b>53</b>	<b>1</b>	<b>41</b>	<b>151</b>	<b>85</b>	<b>2</b>	<b>192</b>	<b>8</b>	<b>5</b>	<b>.346</b>	<b>.460</b>	<b>.806</b>	<b>8</b>	<b>8</b>	<b>19</b>	<b>22</b>	<b>31</b>

PITCHERS	W-L	ERA	G	GS	CG	SHO	SV	SVO	IP	H	R	ER	HR	HB	BB	IBB	SO	BK	WP	GO/AO	DP	WHIP	AVG
Boggs, Mitchell	2-2	3.75	6	6	0	0	0	0	36.0	40	21	15	5	3	12	1	25	0	2	.93	1	1.44	.280
*Daniels, Adam	0-4	10.29	6	6	0	0	0	0	21.0	28	24	24	2	6	17	1	11	0	0	1.08	1	2.14	.337
*Haberer, Eric	2-3	4.82	5	4	1	0	0	0	28.0	36	19	15	2	2	19	2	10	0	2	1.93	7	1.96	.333
*Johnson, Tyler	0-0	3.00	3	1	0	0	0	0	3.0	2	1	1	0	0	2	0	3	0	0	6.00	1	1.33	.200
McClellan, Kyle	1-0	2.63	11	0	0	0	0	0	13.2	12	4	4	2	0	2	0	12	0	2	1.67	2	1.02	.231
Motte, Jason	0-1	3.72	10	0	0	0	4	5	9.2	8	4	4	2	1	3	0	14	0	0	1.14	1	1.14	.229
Rauschenberger, Cory	3-1	3.53	6	5	0	0	0	0	35.2	29	16	14	2	2	14	0	20	0	1	1.38	2	1.21	.218
Rowlett, Casey	0-0	18.00	1	0	0	0	0	0	1.0	3	2	2	0	0	0	0	0	0	.00	0	3.00	.500	
Russ, Chris	0-0	.61	10	0	0	0	0	0	14.2	8	3	1	0	0	8	1	8	0	1	2.60	1	1.09	.163
Scherer, Matt	0-0	5.28	12	0	0	0	0	1	15.1	18	9	9	1	1	4	0	12	1	4	1.06	2	1.43	.290
Sillman, Mike	1-1	6.52	9	0	0	0	2	3	9.2	4	7	7	1	3	10	1	11	0	2	2.80	2	1.45	.138
Walters, P.J.	3-2	1.88	6	6	0	0	0	0	38.1	30	8	8	3	4	11	0	31	0	2	1.40	2	1.07	.213
Webber, Nick	0-2	11.45	7	0	0	0	0	0	11.0	18	14	14	4	2	8	3	4	0	3	1.64	0	2.36	.346
Wellemeier, Todd	0-0	.00	1	1	0	0	0	0	1.0	3	2	0	0	0	1	0	2	0	0	0	4.00	.500	
*Zuercher, Zack	1-0	3.09	11	0	0	0	0	0	11.2	10	4	4	1	1	7	0	8	0	0	.53	0	1.46	.238
<b>Team Total</b>	<b>13-16</b>	<b>4.40</b>	<b>29</b>	<b>29</b>	<b>1</b>	<b>3</b>	<b>6</b>	<b>9</b>	<b>249.2</b>	<b>249</b>	<b>138</b>	<b>122</b>	<b>25</b>	<b>25</b>	<b>118</b>	<b>9</b>	<b>171</b>	<b>1</b>	<b>19</b>	<b>1.27</b>	<b>22</b>	<b>1.47</b>	<b>.262</b>

\*left-handed #switch-hitter

## 2007 CARDINALS MONTH-BY-MONTH

### SEPTEMBER

PLAYER	AVG	G	AB	R	H	2B	3B	HR	RBI	BB	IBB	SO	SB	CS	OBP	SLG	OPS	SF	SAC	HBP	DP	E
*Anderson, Bryan	.429	2	7	2	3	0	0	1	3	2	0	0	0	0	.556	.857	1.413	0	0	0	0	0
Craig, Allen	.333	3	9	3	3	0	0	2	2	1	0	2	0	0	.400	1.000	1.400	0	0	0	0	1
Gorecki, Reid	.538	3	13	2	7	0	0	0	3	0	0	1	1	0	.538	.538	1.077	0	0	0	0	0
Guerrero, Henry	.000	1	3	0	0	0	0	0	0	0	0	0	0	0	.000	.000	.000	0	0	0	1	0
*Haerther, Cody	.333	2	9	0	3	0	0	0	0	0	0	0	0	0	.333	.333	.667	0	0	0	0	0
*Hamilton, Mark	.250	3	12	3	3	1	0	1	3	1	0	1	0	0	.308	.583	.891	0	0	0	0	0
Lucena, Juan	.286	2	7	0	2	2	0	0	2	0	0	1	0	0	.375	.571	.946	0	0	1	0	1
Marti, Amaury	.182	3	11	3	2	0	0	0	1	1	0	2	0	0	.231	.182	.413	1	0	0	0	0
Martinez, Jose	.111	2	9	0	1	0	0	0	1	1	0	1	0	0	.200	.111	.311	0	0	0	0	0
*Rasmus, Colby	.333	2	6	3	2	0	1	1	1	4	0	1	0	0	.600	1.167	1.767	0	0	0	0	0
Rowlett, Casey	.455	3	11	1	5	1	0	0	0	0	0	0	2	0	.455	.545	1.000	0	0	0	1	2
*Shorey, Mark	.000	1	4	0	0	0	0	0	0	0	0	1	0	0	.000	.000	.000	0	0	0	0	0
*Washington, Rico	.500	1	2	1	1	0	0	1	2	1	0	0	0	0	.667	2.000	2.667	0	0	0	0	0
<b>Team Total</b>	<b>.311</b>	<b>3</b>	<b>103</b>	<b>18</b>	<b>32</b>	<b>4</b>	<b>1</b>	<b>6</b>	<b>18</b>	<b>11</b>	<b>0</b>	<b>10</b>	<b>3</b>	<b>0</b>	<b>.379</b>	<b>.544</b>	<b>.923</b>	<b>1</b>	<b>0</b>	<b>1</b>	<b>2</b>	<b>4</b>

PITCHERS	W-L	ERA	G	GS	CG	SHO	SV	SVO	IP	H	R	ER	HR	HB	BB	IBB	SO	BK	WP	GO/AO	DP	WHIP	AVG
*Daniels, Adam	1-0	.00	1	1	0	0	0	0	7.0	7	1	0	0	0	1	0	6	0	0	.78	1	1.14	.241
Gregerson, Luke	0-0	.00	1	0	0	0	0	0	1.0	1	0	0	0	0	0	0	3	0	0	0	1.00	.250	
*Haberer, Eric	0-1	12.46	1	1	0	0	0	0	4.1	7	6	6	1	0	4	0	3	0	1	2.33	1	2.54	.412
McClellan, Kyle	0-0	.00	1	0	0	0	0	0	1.0	0	0	0	0	0	0	0	1	0	0	2.00	0	.00	.000
Motte, Jason	0-0	.00	1	0	0	0	0	0	1.0	0	0	0	0	0	0	0	2	0	0	.00	0	.00	.000
Rauschenberger, Cory	1-0	1.50	1	1	0	0	0	0	6.0	3	1	1	0	1	3	0	3	0	0	.50	0	1.00	.143
Russ, Chris	0-0	3.38	1	0	0	0	0	0	2.2	2	1	1	0	0	0	0	1	0	1	6.00	0	.75	.200
Scherer, Matt	0-0	.00	1	0	0	0	0	0	1.0	0	0	0	0	0	0	0	0	0	0	.50	0	.00	.000
Webber, Nicholas	0-0	.00	1	0	0	0	0	0	2.0	2	0	0	0	0	1	0	0	0	0	.67	0	1.50	.286
*Zuercher, Zack	0-0	.00	1	0	0	0	1	1	1.0	1	0	0	0	0	0	0	0	0	0	.50	0	1.00	.250
<b>Team Total</b>	<b>2-1</b>	<b>2.67</b>	<b>3</b>	<b>3</b>	<b>0</b>	<b>0</b>	<b>1</b>	<b>1</b>	<b>27.0</b>	<b>23</b>	<b>9</b>	<b>8</b>	<b>1</b>	<b>1</b>	<b>9</b>	<b>0</b>	<b>19</b>	<b>0</b>	<b>2</b>	<b>.94</b>	<b>2</b>	<b>1.19</b>	<b>.228</b>

\*left-handed #switch-hitter

# 2007 CARDINALS PLAYOFF TOTALS

BATTERS	AVG	G	AB	R	H	2B	3B	HR	RBI	BB	IBB	SO	SB	CS	OBP	SLG	OPS	SF	SAC	HBP	DP	E
* Anderson, Bryan	.259	7	27	4	7	1	0	0	5	3	0	3	0	0	.333	.296	.630	0	0	0	1	0
Boggs, Mitch	.250	2	4	0	1	0	0	0	0	0	0	1	0	0	.250	.250	.500	0	0	0	0	0
Craig, Allen	.208	7	24	4	5	0	0	1	3	4	0	6	0	0	.310	.333	.644	1	0	0	0	3
* Daniels, Adam		1	0	0	0	0	0	0	0	0	0	0	0	0				0	0	0	0	0
Gorecki, Reid	.000	5	6	3	0	0	0	0	0	5	0	2	1	0	.455	.000	.455	0	0	0	0	0
* Gregerson, Luke		3	0	0	0	0	0	0	0	0	0	0	0	0				0	0	0	0	0
Guerrero, Henry	1.000	1	1	0	1	0	0	0	0	0	0	0	0	0	1.000	1.000	2.000	0	0	0	0	0
* Haberer, Eric	.000	2	2	1	0	0	0	0	0	0	0	1	0	0	.000	.000	.000	0	1	0	0	0
* Haerther, Cody	.476	6	21	5	10	1	0	1	3	2	0	0	0	0	.542	.667	1.208	0	0	1	0	0
* Hamilton, Mark	.357	7	28	6	10	0	0	4	9	2	0	4	0	0	.400	.786	1.186	0	0	0	0	0
Lucena, Juan	.214	5	14	3	3	0	0	0	0	0	0	1	0	0	.214	.214	.429	0	0	0	0	1
Marti, Amaury	.179	7	28	4	5	1	0	1	4	4	0	5	0	0	.281	.321	.603	0	0	0	1	0
Martinez, Jose	.333	7	27	4	9	1	0	1	5	2	0	0	0	0	.379	.481	.861	0	3	0	0	1
McClellan, Kyle		4	0	0	0	0	0	0	0	0	0	0	0	0				0	0	0	0	0
Motte, Jason		4	0	0	0	0	0	0	0	0	0	0	0	0				0	0	0	0	0
* Rasmus, Colby	.250	7	28	4	7	1	0	1	4	4	1	6	0	0	.333	.393	.726	1	0	0	0	0
Rauschenberger, Cory	1.000	1	2	0	2	2	0	0	2	0	0	0	0	0	1.000	2.000	3.000	0	1	0	0	0
Rowlett, Casey	.125	5	16	2	2	0	0	0	1	1	0	3	0	0	.176	.125	.301	0	1	0	1	1
Russ, Chris	.000	3	1	0	0	0	0	0	0	0	0	0	0	0	.000	.000	.000	0	0	0	0	0
Scherer, Matthew	.000	3	1	0	0	0	0	0	0	0	0	0	0	0	.000	.000	.000	0	0	0	0	0
* Shorey, Mark	.250	4	4	1	1	1	0	0	1	0	0	0	0	0	.250	.500	.750	0	0	0	0	0
Walters, P.J.	.200	2	5	0	1	0	0	0	0	0	0	0	0	0	.200	.200	.400	0	0	0	0	0
Webber, Nicholas		1	0	0	0	0	0	0	0	0	0	0	0	0				0	0	0	0	0
* Zuercher, Zachary		2	0	0	0	0	0	0	0	0	0	0	0	0				0	0	0	0	0
Total-All Batters	.268	7	239	41	64	8	0	9	37	27	1	32	1	0	.342	.414	.756	2	6	1	3	6

\*left-handed #switch-hitter

PITCHERS	W-L	ERA	G	GS	CG	SHO	SV	SVO	IP	H	R	ER	HR	HB	BB	IBB	SO	BK	WP	GO/AO	DP	WHIP	AVG
Boggs, Mitch	1-1	5.73	2	2	0	0	0	0	11	12	9	7	2	0	5	0	5	0	1	1.25	0	1.55	.267
Daniels, Adam	0-1	40.50	1	1	0	0	0	0	1	5	7	6	0	0	2	0	2	0	0	1	0	5.25	.500
Gregerson, Luke	0-0	6.00	3	0	0	0	1	1	3	3	2	2	0	0	4	0	1	0	0	1.67	0	2.33	.250
Haberer, Eric	0-0	3.68	2	1	0	0	0	0	7	8	3	3	0	0	4	0	4	0	0	1.25	1	1.64	.286
McClellan, Kyle	0-0	0.00	4	0	0	0	0	0	4	3	0	0	0	0	1	0	3	0	0	0.57	0	0.86	.176
Motte, Jason	0-0	12.00	4	0	0	0	0	1	3	6	4	4	1	1	5	0	3	0	1	0.5	0	3.67	.429
Rauschenberger, Cory	1-0	1.35	1	1	0	0	0	0	6	5	1	1	0	0	3	0	6	0	0	1.33	1	1.2	.217
Russ, Chris	1-0	3.38	3	0	0	0	0	0	2	5	1	1	0	0	1	0	1	0	0	3	1	2.25	.417
Scherer, Matthew	1-0	0	3	0	0	0	0	0	4	2	0	0	0	0	1	1	3	0	0	1.2	0	0.64	.133
Walters, P.J.	0-1	2.57	2	2	0	0	0	0	14	12	4	4	2	0	4	1	4	0	0	1.31	1	1.14	.245
Webber, Nicholas	0-0	0	1	0	0	0	0	0	1	1	0	0	0	0	3	1	3	0	0	2	0	2.4	.167
Zuercher, Zachary	0-0	22.50	2	0	0	0	0	0	2	6	5	5	1	0	2	0	3	0	1	0.5	0	4	.500
Total-All Pitchers	4-3	4.79	7	7	0	0	1	2	62	68	36	33	6	1	35	3	38	0	3	1.23	4	1.66	.280

# 2007 CARDINALS VS OPPONENTS

## TEXAS LEAGUE NORTH

	Home		Road		Totals		Series		
	W	L	W	L	W	L	W	L	
Arkansas	8	6	9	5	17	11	5	2	0
Tulsa	9	6	8	8	17	14	4	2	2
Wichita	8	8	9	7	17	15	3	2	2
<b>TOTALS</b>	<b>25</b>	<b>20</b>	<b>26</b>	<b>20</b>	<b>51</b>	<b>40</b>	<b>12</b>	<b>6</b>	<b>4</b>

## TEXAS LEAGUE SOUTH

	Home		Road		Totals		Series		
	W	L	W	L	W	L	W	L	
Corpus Christi	3	3	1	5	4	8	1	3	0
Frisco	3	3	3	3	6	6	2	2	0
Midland	3	1	3	2	6	3	2	2	0
San Antonio	3	3	3	3	6	6	2	2	0
<b>TOTALS</b>	<b>12</b>	<b>10</b>	<b>10</b>	<b>13</b>	<b>22</b>	<b>23</b>	<b>7</b>	<b>9</b>	<b>0</b>

# 2007 CARDINALS RECORD WHEN

At home . . . . .	37-30	Leading after 7 innings . . .	60-3	<b>By Day</b>
On the road . . . . .	36-33	Tied after 7 innings . . . . .	10-3	Monday . . . . .
Day games . . . . .	6-14	Trailing after 7 innings . . . .	3-56	Tuesday . . . . .
Night games . . . . .	67-49	Extra innings . . . . .	4-3	Wednesday . . . . .
Leading after 8 innings . . . .	61-2	Shutouts . . . . .	9-6	Thursday . . . . .
Tied after 8 innings . . . . .	4-3	Trailing after 8 innings . . . .	3-49	Friday . . . . .
Runs Via HR . . . . .	.236	Opponent Runs Via HR . . . .	.169	Saturday . . . . .
Opponent Runs Via HR . . . .	.169	Cardinals score first . . . . .	.56-16	Sunday . . . . .
First game of series . . . . .	19-21	Opponent scores first . . . . .	.18-47	
Last game of series . . . . .	17-22	Out-hit opponents . . . . .	.56-11	<b>By Month</b>
First game of homestand . . .	6-5	Out-hit by opponents . . . . .	10-49	April . . . . .
Last game of homestand . . .	4-6	Hit 0 HR's . . . . .	13-33	May . . . . .
First game of road trip . . . .	3-8	Hit 1 HR . . . . .	30-19	June . . . . .
Last game of road trip . . . .	4-7	Hit 2 or more HR's . . . . .	30-12	July . . . . .
Following off-days . . . . .	6-5	Not allowing a HR . . . . .	35-15	August . . . . .
Errorless games . . . . .	38-20	Weather Postponed Games . .	9	September . . . . .
Double-Header . . . . .	0-1-5			
		<b>By Series</b>		
		Won . . . . .	14	
		Lost . . . . .	12	
		Split . . . . .	5	
		Swept opponent . . . . .	5	
		Swept by opponent . . . . .	1	

# 2007 FINAL ATTENDANCE

	Total	Average	Home Record
Frisco RoughRiders	545,421	8,413	44-26
<b>Springfield Cardinals</b>	<b>460,063</b>	<b>7,078</b>	<b>37-30</b>
Corpus Christi Hooks	479,289	7,048	38-35
Arkansas Travelers	372,475	5,644	32-38
Tulsa Drillers	296,017	4,485	37-33
San Antonio Missions	277,150	4,264	41-28
Midland RockHounds	270,331	4,096	38-30
Wichita Wranglers	113,368	1,829	35-33

FRONT OFFICE  
2008 CARDINALS  
2007 REVIEW  
HISTORY  
MINOR LEAGUES  
TEXAS LEAGUE  
MISC.

FRONT OFFICE  
2008 CARDINALS  
2007 REVIEW  
HISTORY  
MINOR LEAGUES  
TEXAS LEAGUE  
MISC.

## 2007 CARDINALS HIGHS & LOWS

### TEAM BATTING

Most Runs - Inning - Cards	7	*7/4 vs. Midland
Most Runs - Inning - Opponents	8	*5/2 @ Wichita
Most Runs - Game - Cards	17	8/19 @ Corpus
Most Runs - Game - Opponents	17	4/15 vs. Frisco
Most Runs - Game - Both Clubs	27	8/19 @ Corpus
Most Hits - Game - Cards	20	*8/19 @ Corpus
Most Hits - Game - Opponents	19	*8/11 vs. Corpus
Fewest Hits - Game - Cards	3	*7/29 @ Wichita
Most Home Runs - Game - Cards	4	8/1 vs. Arkansas
Most Home Runs - Game - Opponents	4	*8/8 vs. San Antonio

### TEAM PITCHING

Most Strikeouts - Game - Cards	13	5/23 @ San Antonio
Most Strikeouts - Game - Opponents	12	7/4 vs. Midland
Fewest Strikeouts - Game - Cards	1	4/19 @ Tulsa
Fewest Strikeouts - Game - Opponents	2	5/10 vs. Wichita
Most Walks - Game - Cards	9	5/7 vs. Arkansas
Most Walks - Game - Opponents	11	*8/23 vs. Tulsa
Fewest Walks - Game - Cards	0	*7/16 @ Tulsa
Fewest Walks - Game - Opponents	0	*8/29 vs. Wichita
Fewest Hits Allowed	2	8/17 Game 2 @ SA

### TEAM MISCELLANEOUS

Largest Crowd - Home	9,561	7/21 vs. Wichita
Largest Crowd - Road	10,410	6/30 @ Frisco
Longest Game - Innings	13	8/18 @ Corpus Christi
Longest Game - Time (Overall)	4:08	5/17 @ Tulsa
Longest Game - Time (9-inning game)	3:33	4/15 vs. Frisco
Largest Margin of Victory	16	8/27 @ Arkansas
Largest Margin of Defeat	12	6/3 vs. Corpus Christi
Most Left On Base	17	5/4 @ Wichita
Most Errors Defensively	5	5/11 vs. Wichita
Longest Winning Streak	8	6/9 - 6/17
Longest Losing Streak	4	4/12-4/17

### INDIVIDUAL BATTING

Longest Hitting Streak (Games)	15, Rasmus	8/12 - (current)
Most Runs - Game	4, Rasmus	*8/19 @ Corpus Christi
Most Hits - Game	5, Martinez	*8/19 @ Corpus Christi
Most Doubles - Game	3, Haerther	8/8 vs. San Antonio
Most Triples - Game	1, Rasmus	*9/2 vs. Arkansas
Most Home Runs - Game	2, Richardson	*8/9 vs. San Antonio
Most RBI - Game	7, Rasmus	5/29 vs. San Antonio
Most Stolen Bases - Game	2, Danielson	*7/26 @ Wichita

### INDIVIDUAL PITCHING

Most Strikeouts - Game (Starter)	10, Walters	8/21 vs. Tulsa
Most Strikeouts - Game (Reliever)	5, Rauschenberger	*8/1 vs. Arkansas
Most IP - Game (Starter)	9, Rauschenberger	7/8 vs. Frisco
Most IP - Game (Reliever)	6.0, Rauschenberger	8/1 vs. Arkansas

\*Occured more than once - last time is listed

## 2007 CARDINALS TRANSACTIONS

<b>April 5:</b>	OF Cody Haerther placed on the DL (right wrist)	<b>June 21:</b>	Beach RHP Jose Garcia placed on DL (sore lower back)
<b>April 5:</b>	RHP Eric Haberer placed on the DL (left shoulder)	<b>June 21:</b>	SS Jose Martinez promoted from Class-A Palm Beach
<b>April 5:</b>	RHP Stuart Pomeranz placed on the DL (right shoulder)	<b>June 21:</b>	RHP Kyle McClellan promoted from Class-A Palm Beach
<b>April 9:</b>	RHP Mike Parisi promoted to Triple-A Memphis	<b>June 23:</b>	OF Jon Jay sent to Class-A Palm Beach
<b>April 13:</b>	OF Reid Gorecki placed on DL (left wrist strain)	<b>July 4:</b>	2B Jarrett Hoffpauir promoted to Triple-A Memphis
<b>April 14:</b>	LHP Eric Haberer activated from DL	<b>July 6:</b>	RHP Jose Garcia released
<b>April 16:</b>	IF Rico Washington promoted to Triple-A Memphis	<b>July 6:</b>	C Matt Pagnozzi joins team from Triple-A Memphis
<b>April 16:</b>	1B Mike Ferris promoted from Class-A Palm Beach	<b>July 8:</b>	SS Tyler Greene activated from DL
<b>April 19:</b>	OF Sean Danielson promoted from Class-A Palm Beach	<b>July 9:</b>	SS Tyler Greene placed on DL (twisted right knee)
<b>April 23:</b>	OF Juan Encarnacion on Major League rehab assignment	<b>July 9:</b>	C Danilo Sanchez traded to Pittsburgh Pirates
<b>April 26:</b>	LHP Zack Zuercher sent to Class-A Palm Beach	<b>July 12:</b>	RHP Chris Russ joins team from Triple-A Memphis
<b>April 26:</b>	RHP Michael Cooper promoted from Class-A Palm Beach	<b>July 12:</b>	C Matt Pagnozzi promoted to Triple-A Memphis
<b>April 29:</b>	RHP Chris Lambert promoted to Triple-A Memphis	<b>July 12:</b>	C Henry Guerrero promoted from Class-A Palm Beach
<b>April 29:</b>	RHP Hugo Castellanos promoted to Triple-A Memphis	<b>July 12:</b>	LHP Kevin Ool released
<b>April 29:</b>	RHP Jason Motte promoted from Class-A Palm Beach	<b>July 22:</b>	1B Mike Ferris promoted to Triple-A Memphis
<b>May 3:</b>	LHP Ryan Meaux signed as free agent	<b>July 23:</b>	LHP Jaime Garcia placed on DL (sore left elbow) (retroactive to July 20)
<b>May 6:</b>	RHP Brian Stitt placed on DL with soreness in right elbow	<b>July 23:</b>	RHP P.J. Walters promoted from Class-A Palm Beach
<b>May 6:</b>	RHP Nick Webber promoted from Class-A Palm Beach	<b>July 28:</b>	RHP Chris Russ promoted to Triple-A Memphis
<b>May 10:</b>	LHP Ryan Meaux promoted to Triple-A Memphis	<b>July 31:</b>	OF Amaury Marti joins teams from Petroleros de Minatitlan
<b>May 11:</b>	LHP Zack Zuercher promoted from Class-A Palm Beach	<b>July 31:</b>	LHP Tyler Johnson joins team on Major League Rehab Assignment
<b>May 11:</b>	C Matt Pagnozzi promoted to Triple-A Memphis	<b>July 31:</b>	RHP Mike Sillman joins team from Triple-A Memphis
<b>May 12:</b>	C Henry Guerrero promoted from Extended Spring	<b>July 31:</b>	RHP Chris Perez promoted to Triple-A Memphis
<b>May 12:</b>	IF/OF Mike McCoy promoted to Triple-A Memphis	<b>July 31:</b>	OF Cody Haerther activated from DL
<b>May 13:</b>	OF Cody Haerther activated from DL	<b>July 31:</b>	RHP Chris Russ joins team from Triple-A Memphis
<b>May 19:</b>	OF Jon Jay placed on DL (jammed right shoulder)	<b>Aug. 11:</b>	OF Reid Gorecki activated from DL
<b>May 19:</b>	OF/2B Casey Rowlett promoted from Class-A Palm Beach	<b>Aug. 11:</b>	OF Sean Danielson placed on DL (broken bone in left thumb)
<b>May 29:</b>	OF Cody Haerther placed on DL (broken right hamate bone)	<b>Aug. 15:</b>	3B Rico Washington joins team from Triple-A Memphis
<b>May 29:</b>	OF Mark Shorey promoted from Class-A Quad Cities	<b>Aug. 15:</b>	OF Mark Shorey optioned to Class-A Palm Beach
<b>June 1:</b>	C Danilo Sanchez promoted from Class-A Palm Beach	<b>Aug. 22:</b>	RHP Todd Wellemeyer joins team on Major League Rehab Assignment
<b>June 1:</b>	C Henry Guerrero sent to Class-A Palm Beach	<b>Aug. 28:</b>	3B Allen Craig promoted from Class-A Palm Beach
<b>June 19:</b>	1B Mark Hamilton promoted from Class-A Palm Beach	<b>Aug. 28:</b>	3B Juan Richardson placed on DL (Stress Fracture in left leg)
<b>June 19:</b>	1B/OF Joe Mather promoted to Triple-A Memphis	<b>Sept. 1:</b>	Luke Gregerson joins team from Class-A Palm Beach
<b>June 19:</b>	SS Tyler Greene placed on DL (twisted right knee)	<b>Sept. 1:</b>	Mike Sillman placed on DL (tightness in right forearm)
<b>June 19:</b>	RHP Adam Daniels promoted from Class-A Palm Beach	<b>Sept. 3:</b>	OF Mark Shorey joins team from Class-A Palm Beach
<b>June 21:</b>	RHP Michael Cooper sent to Class-A Palm Beach		

FRONT OFFICE

2008 CARDINALS

2007 REVIEW

HISTORY

MINOR LEAGUES

TEXAS LEAGUE

MISC.

FRONT OFFICE

2008 CARDINALS

2007 REVIEW

HISTORY

MINOR LEAGUES

TEXAS LEAGUE

MISC.



# 2007 TEXAS LEAGUE STATISTICS

## TEAM BATTING

TEAM	AVG	G	AB	R	H	2B	3B	HR	RBI	BB	SO	SB	CS	GIDP	SLG	OBP	LOB
Springfield	.271	136	4587	692	1243	256	17	148	659	465	886	68	23	89	.431	.345	986
Tulsa	.267	138	4658	637	1242	285	15	112	588	384	916	106	50	75	.406	.331	964
Corpus Christi	.267	140	4648	644	1242	244	24	109	600	455	943	107	43	108	.400	.338	990
Midland	.264	137	4650	644	1229	291	26	107	606	501	959	52	22	122	.407	.341	990
Frisco	.264	140	4624	705	1223	245	29	176	664	454	980	91	36	96	.444	.335	911
Wichita	.261	140	4574	576	1196	222	32	96	525	466	834	86	56	120	.387	.334	952
Arkansas	.259	140	4567	605	1183	225	28	84	538	464	915	157	86	97	.376	.339	964
San Antonio	.256	139	4591	642	1176	214	27	133	612	524	950	67	30	85	.401	.339	1030

## TEAM PITCHING

TEAM	W-L	ERA	G	CG	SHO	SV	IP	H	R	ER	HR	HB	BB	SO	WP	BK
San Antonio	73-66	3.81	139	4	11	36	1199.0	1156	562	508	104	53	402	902	58	4
Springfield	73-63	4.07	136	3	9	39	1177.2	1194	619	532	116	86	499	876	76	6
Frisco	85-55	4.15	140	8	14	41	1213.0	1151	614	560	126	81	485	1056	68	7
Arkansas	65-75	4.21	140	4	7	27	1215.1	1239	639	569	113	77	451	799	66	7
Tulsa	69-69	4.29	138	6	9	39	1207.1	1187	638	576	118	85	489	926	71	5
Corpus Christi	67-73	4.41	140	4	10	35	1211.1	1250	659	593	125	56	467	925	51	5
Midland	67-70	4.50	137	2	5	28	1208.0	1233	670	604	120	54	468	986	47	3
Wichita	56-84	4.93	140	3	4	25	1201.2	1324	744	658	143	55	452	913	78	8

## TEAM FIELDING

TEAM	PCT	G	PO	A	E	TC	DP	TP	PB
Arkansas	.981	140	3646	1407	96	5149	141	0	15
San Antonio	.981	139	3597	1393	95	5085	124	0	13
Tulsa	.980	138	3622	1538	104	5264	150	0	14
Frisco	.979	140	3639	1302	104	5045	117	0	12
Corpus Christi	.978	140	3634	1255	112	5001	120	0	5
Wichita	.978	140	3605	1395	115	5115	96	0	14
Springfield	.976	136	3533	1552	127	5212	160	0	19
Midland	.975	137	3624	1280	126	5030	107	0	11

# 2007 TEXAS LEAGUE BATTING LEADERS

## BATTING AVERAGE

.330	Headley C.	SAN
.309	Colonel C.	TUL
.305	Sandoval F.	ARK
.300	Duran G.	FRI
.298	Anderson B.	SPR

## HOME RUNS

29	Rasmus C.	SPR
24	Sadler R.	COR
22	Duran G.	FRI
20	Headley C.	SAN
20	Hundley N.	SAN

## RUNS BATTED IN

93	Sadler R.	COR
84	Colonel C.	TUL
84	Duran G.	FRI
78	Headley C.	SAN
78	Richardson J.	SPR

## STOLEN BASES

36	Wimberly C.	TUL
30	Webster A.	FRI
25	Coon B.	ARK
24	Sutton D.	COR
23	Greenberg A.	WIC

## HITS

163	Colonel C.	TUL
144	Duran G.	FRI
144	Sandoval F.	ARK
143	Headley C.	SAN
143	Venable W.	SAN

## RUNS

93	Rasmus C.	SPR
85	Morrissey A.	ARK
84	Rodriguez S.	ARK
84	Sandoval F.	ARK
82	Headley C.	SAN

## DOUBLES

47	Colonel C.	TUL
39	Robnett R.	MID
38	Headley C.	SAN
37	Rasmus C.	SPR
36	Rifkin A.	TUL

## TRIPLES

11	Greenberg A.	WIC
9	Faison V.	MID
6	Falu I.	WIC
6	Frey C.	TUL
6	Sandoval F.	ARK

## EXTRA-BASE HITS

69	Rasmus C.	SPR
64	Colonel C.	TUL
63	Headley C.	SAN
59	Duran G.	FRI
59	Robnett	MID

## WALKS

92	Morrissey A.	ARK
75	Snyder B.	MID
74	Greenberg A.	WIC
74	Headley C.	SAN
73	Stodolka M.	WIC

## GAMES

138	Maier M.	WIC
137	Lubanski C.	WIC
136	Melillo K.	MID
136	Pence H.	COR
134	Brown. M	ARK

## ON-BASE PERCENTAGE

.437	Headley C.	SAN
.409	Stodolka M.	WIC
.396	Self T.	COR
.396	Morrissey A.	ARK
.392	Sandoval F.	ARK

## SLUGGING PERCENTAGE

.580	Headley C.	SAN
.551	Rasmus C.	SPR
.525	Duran G.	FRI
.508	Boggs B.	FRI
.495	Colonel C.	TUL

## TOTAL BASES

261	Colonel C.	TUL
260	Rasmus C.	SPR
252	Duran G.	FRI
251	Headley C.	SAN
228	Robnett R.	MID

## AT-BATS

527	Colonel C.	TUL
515	Venable W.	SAN
509	Herrera J.	TUL
508	Rodriguez S.	ARK
491	Sadler R.	COR

## STRIKEOUTS

132	Rodriguez S.	ARK
131	Morrissey A.	ARK
130	Robnett R.	MID
120	Sadler R.	COR
119	Rifkin A.	TUL

## HBP

19	Rodriguez R.	ARK
----	--------------	-----

## INTENTIONAL WALKS

7	Headley C.	SAN
---	------------	-----

## CAUGHT STEALING

12	Coon B.	ARK
12	Herrera J.	TUL
12	Joseph O.	WIC

## GIDP

23	Valentin G.	WIC
----	-------------	-----

## SACRIFICE FLIES

8	Sadler R.	COR
---	-----------	-----

FRONT OFFICE

2008 CARDINALS

2007 REVIEW

HISTORY

MINOR LEAGUES

TEXAS LEAGUE

MISC.

FRONT OFFICE

2008 CARDINALS

2007 REVIEW

HISTORY

MINOR LEAGUES

TEXAS LEAGUE

MISC.

## 2007 TEXAS LEAGUE PITCHING LEADERS

### EARNED RUN AVERAGE

3.20	Geer J.	SAN
3.37	Gonzalez M.	ARK
3.41	Ramos C.	SAN
3.62	Paulino F.	COR
3.65	Adenhart N.	ARK

### WINS

16	Geer J.	SAN
15	Mendoza L.	FRI
<b>13</b>	<b>Haberer E.</b>	<b>SPR</b>
13	Ramos C.	SAN
4 others tied with 11		

### SAVES

37	Register S.	TUL
<b>27</b>	<b>Perez C.</b>	<b>SPR</b>
26	Ingram J.	FRI
23	Middleton K.	COR
12	Jamison N.	SAN

### STRIKEOUTS

121	Deduno S.	TUL
<b>117</b>	<b>Boggs M.</b>	<b>SPR</b>
116	Adenhart N.	ARK
114	Galarraga A.	FRI
110	Paulino F.	COR

### INNINGS PITCHED

178.1	Green N.	ARK
171.1	Geer J.	SAN
163.2	Ramos C.	SAN
158.2	Mattheus R.	TUL
153.0	Adenhart N.	ARK

### LOSSES

15	Christensen D.	WIC
11	Fritz B.	MID
11	Mattheus R.	TUL
10	Ekstrom M.	SAN
5 others tied with 9		

### GAMES

60	Register S.	TUL
56	Ingram J.	FRI
55	Ellis J.	SAN
<b>55</b>	<b>Scherer M.</b>	<b>SPR</b>
2 others tied with 53		

### COMPLETE GAMES

3	Mendoza L.	FRI
2	Geer J.	SAN
2	Galarraga A.	FRI
2	Ramos C.	SAN
2 others tied with 2		

### WALKS

72	Haberer E.	SPR
68	Fritz B.	MID
66	Deduno S.	TUL
66	Lo C.	TUL
65	Adenhart N.	ARK

### SHUTOUTS

2	Galarraga A.	FRI
2	Martinez R.	COR
2	Ramos C.	SAN
7 others tied with 1		

### HOME RUNS ALLOWED

23	Christensen D.	WIC
20	Lo C.	TUL
18	Muecke J.	COR
17	Green N.	ARK
<b>16</b>	<b>Rauschenberger</b>	<b>SPR</b>

### GAMES STARTED

28	Fritz B.	MID
28	Green N.	ARK
27	Ekstrom M.	SAN
27	Ramos C.	SAN
7 others tied with 26		

### GAMES FINISHED

54	Register S.	TUL
46	Ingram J.	FRI
41	Middleton K.	COR
37	Perez C.	SPR
34	Plummer J.	WIC

### WINNING PERCENTAGE

.789	Mendoza L.	FRI
.727	Geer J.	SAN
.667	Gonzalez M.	ARK
.667	Rodriguez F.	ARK
<b>.619</b>	<b>Haberer E.</b>	<b>SPR</b>

### HITS ALLOWED

183	Ekstrom M.	SAN
182	Mattheus R.	TUL
173	Fritz B.	MID
173	Christensen D.	WIC
<b>167</b>	<b>Boggs M.</b>	<b>SPR</b>

### RUNS ALLOWED

100	Mattheus R.	TUL
99	Fritz B.	MID
97	Christensen D.	WIC
95	Lo C.	TUL
90	Deduno S.	TUL

### EARNED RUNS ALLOWED

98	Mattheus R.	TUL
97	Christensen D.	WIC
94	Fritz B.	MID
87	Lo C.	TUL
2 others tied with 76		

### HIT BATTERS

17	Adenhart N.	ARK
14	Mattheus R.	TUL
14	Fritz B.	MID
<b>14</b>	<b>Haberer E.</b>	<b>SPR</b>
2 others tied with 13		

### BALKS

3	Thompson S.	SAN
2	Gonzalez M.	ARK
2	Morales F.	TUL
<b>2</b>	<b>Zuercher Z.</b>	<b>SPR</b>
2 others tied with 2		

### WILD PITCHES

<b>13</b>	<b>Garcia J.</b>	<b>SPR</b>
13	Adenhart N.	ARK
13	Edwards B.	ARK
3 others tied with 11		

### TOTAL BATTERS FACED

724	Green N.	ARK
704	Mattheus R.	TUL
699	Geer J.	SAN
688	Boggs M.	SPR
674	Fritz B.	MID

### SACRIFICE HITS

12	Mattheus R.	TUL
12	Geer J.	SAN
11	Lo G.	TUL
10	Garcia J.	SPR
9	Ekstrom M.	SAN

### SACRIFICE FLIES

9	Lo C.	ARK
9	Christensen D.	WIC
8	Boggs M.	SPR
8	Fritz B.	MID
8	Green N.	ARK

### STOLEN BASES AGAINST

21	Adenhart N.	ARK
20	Bathmaier J.	COR
18	Shipman A.	MID
17	Lo C.	TUL
17	Fritz B.	MID

### CAUGHT STEALING AGAINST

10	Galarraga A.	FRI
10	Haberer E.	SPR
10	Mendoza A.	MID
10	Rosa C.	WIC
5 others tied with 9		

### BASERUNNER SB % AGAINST

.857	Beckstead J.	TUL
.800	Davidson D.	ARK
.750	Cedeno J.	WIC
.750	Reynolds G.	TUL
9 others tied with .667		

## 2007 TEXAS LEAGUE PITCHING LEADERS

### STARTING PITCHERS

#### BATTING AVERAGE

.243	Green N.	ARK
.249	Ramos C.	SAN
.251	Deduno S.	TUL
.252	Geer J.	SAN
.253	Thompson S.	SAN

#### HIGHEST SO/9 IP RATIO

8.78	Deduno S.	TUL
8.09	Galarraga A.	FRI
<b>6.91</b>	<b>Boggs M.</b>	<b>SPR</b>
6.82	Adenhart N.	ARK
6.29	Mathis D.	FRI

#### LOWEST BB-IBB/9 IP RATIO

1.37	Geer J.	SAN
1.61	Green N.	ARK
2.36	Ramos C.	SAN
2.73	Mathis D.	FRI
2.89	Gonzalez M.	ARK

#### FEWEST BASERUNNERS PER 9 IP

10.24	Green N.	ARK
10.56	Geer J.	SAN
11.11	Ramos C.	SAN
12.38	Mendoza L.	FRI
12.44	Thomson S.	SAN

### RELIEVERS

#### BATTING AVERAGE

.191	Ingram J.	FRI
.210	Morillo J.	TUL
.217	Plummer J.	WIC
.218	Daley M.	TUL
.229	Grube J.	TUL

#### HIGHEST SO/9 IP RATIO

10.25	Plummer J.	WIC
10.16	Ingram J.	FRI
9.46	Kilby B.	MID
9.26	Morillo J.	TUL
<b>8.87</b>	<b>Scherer M.</b>	<b>SPR</b>

#### LOWEST BB-IBB/9 IP RATIO

1.48	Daley M.	TUL
1.59	Plummer J.	WIC
2.48	Register S.	TUL
2.53	Grube J.	TUL
<b>2.83</b>	<b>Scherer M.</b>	<b>SPR</b>

#### FEWEST BASERUNNERS PER 9 IP

9.34	Plummer J.	WIC
9.74	Daley M.	TUL
10.64	Grube J.	TUL
10.74	Ingram J.	FRI
11.62	Morillo J.	TUL

## 2007 TEXAS LEAGUE FIELDING LEADERS

### FIRST BASE

Leader -- Rifkin, A., TUL, .996  
 Games -- Collins, M., ARK, 111  
 TC -- Collins, M., ARK, 1030  
 Putouts -- Collins, M., ARK, 964  
 Assists -- Frostad, E., FRI, 70  
 Errors -- Frostad, E., FRI, 9  
 DP -- Rifkin, A. TUL, 102

### SHORTSTOP

Leader -- Rodriguez, S. ARK, .970  
 Games -- Benjamin, C. FRI, 130  
 TC -- Herrera, J., TUL, 614  
 Putouts -- Benjamin, C. FRI, 221  
 Assists -- Herrera, J., TUL, 400  
 Errors -- Herrera, J., TUL, 22  
 DP -- Herrera, J., TUL, 99

### PITCHER

Leader -- Ramos, C., SAN, 1,000  
 Games -- Register, S. TUL, 60  
 TC -- Geer, J., SAN, 52  
 Putouts -- Geer, J., SAN, 20  
 Assists -- (TIE)  
     Geer, J., SAN, &  
     Haberer, E., SPR, 31  
 Errors -- Paulino, F., COR, 5  
 DP -- Adenhardt, N., ARK, 6

### SECOND BASE

Leader -- Morrissey, A., ARK, .985  
 Games -- Duran, G., FRI, 126  
 TC -- Duran, G., FRI, 584  
 Putouts -- Duran, G., FRI, 224  
 Assists -- Duran, G., FRI, 345  
 Errors -- Wimberly, C., TUL, 17  
 DP -- Morrissey, A., ARK, 79

### OUTFIELD

Leader -- Czarniecki, J., TUL, 1.0  
 Games -- Sadler, R., COR, 136  
 TC -- Sadler, R., COR, 336  
 Putouts -- Sadler, R., COR, 324  
 Assists -- Macias, D., SAN, 18  
 Errors -- Rasmus, C., SPR, 6  
 DP -- Danielson, S., SPR, 6

### THIRD BASE

Leader -- Headley, C., SAN, .963  
 Games -- Sandoval, F., ARK, 122  
 TC -- Sandoval, F., ARK, 327  
 Putouts -- Sandoval, F., ARK, 96  
 Assists -- Colonel, C., TUL, 219  
 Errors -- Sandoval, F., ARK, 20  
 DP -- Sandoval, F., ARK, 26

### CATCHER

Leader -- Richardson, K., FRI, .994  
 Games -- Anderson, B., SPR, 99  
 TC -- Anderson, B., SPR, 709  
 Putouts -- Anderson, B., SPR, 639  
 Assists -- Anderson, B., SPR, 63  
 Errors -- Recker, A., MID, 11  
 DP -- Anderson, B., SPR, 9  
 PB -- Anderson, B., SPR, 15

### CAUGHT STEALING / STOLEN BASES AGAINST EFFICIENCY

CLUB	CS	SB	ATT	PCT
Frisco	58	103	161	.360
Arkansas	51	95	146	.349
<b>Tulsa</b>	<b>45</b>	<b>89</b>	<b>134</b>	<b>.336</b>
San Antonio	36	72	108	.333
Springfield	43	89	132	.326
Wichita	47	103	150	.313
Midland	38	98	136	.279
Corpus Christi	28	85	113	.248
<b>TOTALS</b>	<b>346</b>	<b>734</b>	<b>1080</b>	<b>.320</b>



FRONT OFFICE

2008 CARDINALS

2007 REVIEW

HISTORY

MINOR LEAGUES

TEXAS LEAGUE

MISC.

FRONT OFFICE

2008 CARDINALS

2007 REVIEW

HISTORY

MINOR LEAGUES

TEXAS LEAGUE

MISC.



Juan Richardson is Springfield's all-time leader in games played, home runs and RBIs.

# History and Records

## HISTORY & RECORDS



### SPRINGFIELD CARDINALS FIRSTS

#### OFFENSIVE FIRSTS:

FIRST HIT -- Shaun Boyd -- 4/7/05.....led off game with a double at ARK  
 FIRST RUN -- Shaun Boyd -- 4/7/05.....scored on Hanson's HR just three batters into game at ARK  
 FIRST HOME RUN -- Travis Hanson -- 4/7/05.....2-run HR just three batters into game at ARK  
 FIRST RBI -- Travis Hanson -- 4/7/05.....2-run HR in the 1st inning at ARK  
 FIRST SINGLE -- Milko Jaramillo -- 4/7/05.....RBI single in the 5th inning at ARK  
 FIRST DOUBLE -- Shaun Boyd -- 4/7/05.....led off game at ARK  
 FIRST TRIPLE -- Travis Hanson -- 4/12/05.....RBI triple in the 4th inning vs. TUL  
 FIRST HR TO LEAD OFF A GAME -- Kevin Estrada -- 5/9/05.....Top of the 1st inning at SAN  
 FIRST WALK-OFF HR -- Tyler Minges -- 4/28/05.....Bottom of the 9th inning in 2-1 victory vs. COR  
 FIRST GRAND SLAM -- Tyler Minges -- 4/18/05.....Off Ambiorix Burgos in 8th inning at WIC  
 FIRST MULTI-HOMER GAME -- Tyler Minges -- 4/18/05.....two HR's at WIC  
 FIRST THREE-HOMER GAME -- Mark Hamilton -- 9/7/07...three in game three of TLDS at TUL  
 FIRST STOLEN BASE -- Shaun Boyd -- 4/13/05.....stole 2nd base in the 1st inning at TUL  
 FIRST SB ATTEMPT -- Kevin Estrada -- 4/7/05.....caught stealing 2nd in 9th inning at ARK  
 FIRST PITCHER WITH A HIT -- Buddy Blair -- 4/14/05.....infield single in 4th inning vs. TUL  
 FIRST PITCHER WITH A HR -- Jordan Pals -- 5/6/05.....2-run HR in 2nd inning at COR  
 FIRST FIVE-HIT GAME -- Juan Lucena -- 5/17/07 at TUL

#### FIRST PITCHER TO RECORD A:

WIN -- Randy Leek -- 4/12/05.....2-1 victory vs. TUL  
 LOSS -- Nate Cotton -- 4/7/05.....6-5 loss at ARK  
 SAVE -- Josh Kinney -- 4/12/05.....2-1 victory vs. TUL  
 STRIKEOUT -- Jeremy Cook -- 4/7/05.....struck out Erick Aybar in 3rd inning at ARK  
 WALK -- Jeremy Cook -- 4/7/05.....walked Reggie Willits to lead off 1st inning at ARK  
 COMPLETE GAME -- Randy Leek -- 5/29/05.....7-inning 3-0 win in Game 1 of DH at FRI  
 COMPLETE GAME SHUTOUT -- Randy Leek -- 5/29/05.....7-inning 3-0 win in Game 1 of DH at FRI  
 COMPLETE GAME 9-INN SHUTOUT -- Randy Leek -- 8/14/05.....6-0 win vs. FRI

#### TEAM FIRSTS

FIRST WIN -- 4/12/05.....2-1 victory in Home Opener vs. TUL  
 FIRST LOSS -- 4/7/05.....6-5 loss in Road Opener at ARK  
 FIRST SERIES SWEEP -- 6/3/05 - 6/5/05.....3-game sweep vs. FRI  
 FIRST SERIES SWEPT -- 4/7/05 - 4/10/05.....4-game sweep at ARK  
 FIRST EXTRA INNING GAME -- 4/15/05.....5-4 loss in 10 innings vs. TUL  
 FIRST EXTRA INNING WIN -- 5/1/05.....2-1 win in 10 innings vs. COR  
 FIRST DOUBLE HEADER -- 5/29/05.....3-0 win in Game 1, 6-5 11-inning loss in Game 2 at FRI  
 FIRST PLAYOFF WIN -- 9/5/07...4-3 win in Game of TLDS vs TUL  
 FIRST PLAYOFF SERIES WIN -- 9/7...Completed 3-0 sweep in TLDS vs TUL  
 FIRST PLAYOFF LOSS -- 9/11/07...6-2 loss in Game 1 of TLCS at SA  
 FIRST PLAYOFF SERIES LOSS -- 9/15/07...Lost TLCS 3-1 vs SA

### All-Time Opening Day Starting Lineups

#### April 7, 2005

LF - Shaun Boyd  
 CF - Reid Gorecki  
 3B - Travis Hanson  
 DH - Papo Bolivar  
 C - Gabe Johnson  
 1B - Andy Schutzenhofer  
 RF - Tyler Minges  
 2B - Matt DeMarco  
 SS - Milko Jaramillo  
 P - Jeremy Cook

#### April 6, 2006

SS - Mike McCoy  
 CF - Reid Gorecki  
 RF - Nick Stavinoha  
 3B - Rico Washington  
 DH - Brian Martin  
 LF - Cody Haerther  
 2B - Jarrett Hoffpauir  
 1B - Matt Dryer  
 C - Iker Franco  
 P - Jordan Pals

#### April 5, 2007

LF - Jon Jay  
 RF - Reid Gorecki  
 CF - Colby Rasmus  
 3B - Juan Richardson  
 1B - Joe Mather  
 DH - Rico Washington  
 SS - Tyler Greene  
 C - Bryan Anderson  
 2B - Jarrett Hoffpauir  
 P - Cory Rauschenberger

## CARDINALS ALL-TIME BATTING LEADERS

BATTING AVERAGE (Minimum 200 AB/team)		RUNS BATTED IN		DOUBLES	
Tyler Minges	.324	Juan Richardson	156	Juan Richardson	53
Rico Washington	.306	Travis Hanson	117	Cody Haerther	50
Joe Mather	.303	Cody Haerther	117	Travis Hanson	41
Juan Richardson	.301	Aaron Herr	81	Colby Rasmus	37
Jose Martinez	.300	Jarrett Hoffpauir	79	Jarrett Hoffpauir	36
Bryan Anderson	.298	Rico Washington	76	Tyler Minges	34
Aaron Herr	.298	Shaun Boyd	76	Shaun Boyd	34
Nick Stavinoha	.297	Reid Gorecki	75	Reid Gorecki	28
Sean Danielson	.291	Nick Stavinoha	73	Rico Washington	27
Robinson Cancel	.287	Colby Rasmus	72	Nick Stavinoha	26

GAMES		RUNS		TRIPLES	
Juan Richardson	234	Juan Richardson	136	Tyler Minges	6
Cody Haerther	222	Shaun Boyd	120	Shaun Boyd	4
Travis Hanson	202	Cody Haerther	108	Kevin Estrada	4
Shaun Boyd	186	Travis Hanson	103	Cody Haerther	4
Jarrett Hoffpauir	180	Tyler Minges	98	Casey Rowlett	4
Mike McCoy	158	Colby Rasmus	93	Travis Hanson	3
Reid Gorecki	155	Jarrett Hoffpauir	78	Papo Bolivar	3
Kevin Estrada	137	Reid Gorecki	77	Nick Stavinoha	3
Colby Rasmus	128	Mike McCoy	70	Rico Washington	3
Papo Bolivar	121	Rico Washington	62	Colby Rasmus	3
				Mike McCoy	3

AT-BATS		HOME RUNS		STOLEN BASES	
Juan Richardson	874	Juan Richardson	35	Mike McCoy	31
Travis Hanson	798	Colby Rasmus	29	Kevin Estrada	30
Cody Haerther	762	Cody Haerther	26	Shaun Boyd	22
Shaun Boyd	710	Travis Hanson	22	Reid Gorecki	21
Jarret Hoffpauir	596	Aaron Herr	21	Colby Rasmus	18
Reid Gorecki	562	Reid Gorecki	19	Papo Bolivar	17
Mike McCoy	556	Tyler Minges	19	Sean Danielson	14
Colby Rasmus	472	Joe Mather	18	Jarrett Hoffpauir	11
Tyler Minges	429	Rico Washington	17	Tyler Greene	10
Aaron Herr	426	Gabe Johnson	16	Brendan Ryan	7

HITS		WALKS		TOTAL BASES	
Juan Richardson	263	Juan Richardson	93	Juan Richardson	425
Cody Haerther	217	Jarrett Hoffpauir	80	Cody Haerther	353
Travis Hanson	212	Mike McCoy	76	Travis Hanson	325
Shaun Boyd	196	Reid Gorecki	71	Shaun Boyd	265
Jarrett Hoffpauir	168	Travis Hanson	70	Colby Rasmus	260
Tyler Minges	139	Colby Rasmus	70	Jarrett Hoffpauir	258
Mike McCoy	135	Shaun Boyd	67	Tyler Minges	242
Colby Rasmus	130	Cody Haerther	62	Reid Gorecki	218
Aaron Herr	127	Rico Washington	56	Aaron Herr	212
Nick Stavinoha	124	Tyler Minges	47	Nick Stavinoha	192

## CARDINALS ALL-TIME PITCHING LEADERS

GAMES		INNINGS PITCHED		WINS	
Cory Doyne	102	Jordan Pals	320.0	Eric Haberer	16
Kevin Ool	80	Chris Lambert	232.0	Randy Leek	15
Chris Russ	72	Eric Haberer	213.1	Jordan Pals	15
Mark Worrell	57	Stuart Pomeranz	197.0	Chris Lambert	13
Matt Scherer	55	Randy Leek	185.2	Stuart Pomeranz	11
Jordan Pals	54	Kevin Ool	159.0	Mitchell Boggs	11
Chris Lambert	46	Mitchell Boggs	152.1	Cory Rauschenberger	11
Jason Motte	44	Mike Parisi	150.2	Mike Parisi	9
Chris Perez	39	Cory Rauschenberger	144.1	Kevin Ool	8
Eric Haberer	39	Cory Doyne	121.2	Oscar Alvarez	6

EARNED RUN AVERAGE (Minimum 49.0 IP/team)		WALKS		STRIKEOUTS	
Josh Kinney	1.29	Chris Lambert	119	Jordan Pals	191
Jason Motte	2.20	Eric Haberer	106	Chris Lambert	199
P.J. Walter	2.37	Jordan Pals	81	Cory Doyne	131
Andy Cavazos	2.57	Cory Doyne	78	Stuart Pomeranz	130
Cory Doyne	2.75	Stuart Pomeranz	70	Mitchell Boggs	117
Blake Hawksworth	3.39	Mike Parisi	63	Eric Haberer	109
Oscar Alvarez	3.40	Mitchell Boggs	62	Mike Parisi	107
Matt Scherer	3.60	Cory Rauschenberger	53	Randy Leek	102
Jaime Garcia	3.75	Jaimé Garcia	45	Jaime Garcia	97
Chris Russ	3.79	Kevin Ool	45	Kevin Ool	91

SAVES	
Chris Perez	27
Mark Worrell	27
Cory Doyne	25
Josh Kinney	11
Jason Motte	8
Evan Rust	4
Rich Scalamandre	2
Mike Sillman	2
<b>Several tied at 1</b>	

FRONT OFFICE

2007 CARDINALS

2006 REVIEW

HISTORY

MINOR LEAGUES

TEXAS LEAGUE

MISC.

FRONT OFFICE

2007 CARDINALS

2006 REVIEW

HISTORY

MINOR LEAGUES

TEXAS LEAGUE

MISC.

## THE LAST TIME IT HAPPENED

### CARDINAL PINCH-HIT HOME RUN

Dan Moylan vs. Tulsa, solo home run off Jim Miller, August 1, 2006, 9th inning

### CARDINAL BACK-TO-BACK HOME RUNS

Jose Martinez and Colby Rasmus vs. San Antonio, August 10, 2007, eighth inning off Dirk Hayhurst

### OPPONENT BACK-TO-BACK HOME RUNS

Matt Miller and Aaron Rifkin (TUL), 4/28/07 at Hammons Field, ninth inning off Michael Cooper

### MULTIPLE HRs BY CARDINAL IN ONE GAME

Mark Hamilton vs Tulsa in Game Three of TLDS (9/7/07)

### THREE CONSECUTIVE HRs BY CARDINALS

Travis Hanson, Aaron Herr and Juan Diaz vs. Arkansas, July 25, 2005, eighth inning off Mark O'Sullivan

### CARDINAL LEADOFF HOME RUN

Colby Rasmus off Miguel Gonzalez vs Arkansas (9/1/07)

### OPPONENT LEADOFF HOME RUN

Adam Greenberg of Wichita off Adam Daniels (7/21/07)

### GRAND SLAM BY CARDINAL

Colby Rasmus off Mario Ramos vs Midland (7/6/07)

### GRAND SLAM BY OPPONENT

Ray Sadler at Corpus Christi, August 20, 2007, off Mike Sillman

### CARDINAL WALK-OFF HOME RUN

Juan Richardson in 7th inning vs Corpus Christi (6/3/07)

### OPPONENT WALK-OFF HOMERUN

Jorge Padilla of Wichita off Jason Motte in 9th inning (7/28/07)

### CARDINAL HIT FOR CYCLE

-

### FIVE HITS IN ONE GAME BY CARDINAL

Jose Martinez 8/19/07 at Corpus Christi

### THREE STOLEN BASES IN ONE GAME BY CARDINAL

(TIE) July 11, 2006 vs. Corpus Christi  
Kevin Estrada (2nd base off Miller/House, 2nd base off Miller/House, 3rd base off Miller/House)  
Mike McCoy (2nd base off Miller/House, 2nd base off Miller/House, 3rd base off Miller/House).

### HOME RUN BY CARDINAL PITCHER

Mitchell Boggs at Tulsa, May 18, 2007, second inning homer off Samuel Deduno

### OPPONENT HOME RUN BY PITCHER

Marc Kaiser (TUL) at Tulsa, April 24, 2006, second inning solo home run off Stuart Pomeranz

### LONGEST WINNING STREAK

8 games (6/9/07 - 6/17/07)

### LONGEST LOSING STREAK

7 games (8/18/06 - 8/25/06)

### TEN STRIKEOUTS BY CARDINAL PITCHER

P.J. Walters - vs Tulsa (8/21/07)

### MOST CONSECUTIVE WINS BY A CARDINAL STARTING PITCHER

7 games by Mitchell Boggs (5/18/07 - 7/12/07)

### COMPLETE GAME BY CARDINAL PITCHER

Eric Haberer game two of DH at SA (8/17/07)

### CARDINAL POSITION PLAYER PITCHED

Casey Rowlett vs Corpus Christi (8/11/07)

### CONSECUTIVE SAVES BY CARDINAL

Chris Perez - 27 (4/10/07 - 7/27/07)

### SHUTOUT BY CARDINAL PITCHER

-

### NO HITTER BY CARDINAL PITCHER

-

### COMBINED CARDINAL SHUTOUT

Mitchell Boggs (8.0), Kyle McClellan (1.0) - August 30, 2007 vs Wichita (8-0)

## SPRINGFIELD SINGLE-SEASON RECORDS

### BATTING RECORDS

#### AVERAGE

Tyler Minges (2005) - .324

#### GAMES

Travis Hanson (2005) - 137

#### AT-BATS

Travis Hanson (2005) - 546

#### RUNS

Tyler Minges (2005) - 98

#### HITS

Travis Hanson (2005) - 155

#### DOUBLES

Colby Rasmus (2007) - 37

#### TRIPLES

TYLER MINGES (2005) - 6

#### HOME RUNS

Colby Rasmus (2007) - 29

#### RBIS

Travis Hanson (2005) - 97

#### WALKS

Colby Rasmus (2007) - 70

#### STRIKEOUTS

Juan Richardson (2007) - 118

#### STOLEN BASES

Mike McCoy (2006) - 30

#### SLUGGING PERCENTAGE

Tyler Minges (2005) - .564

### PITCHING RECORDS

#### ERA

Oscar Alvarez (2005) - 3.40

#### GAMES

Mark Worrell (2006) - 57

#### WINS

Randy Leek (2005) - 15

#### LOSSES

Jordan Pals (2005), Chris Lambert (2006) - 11

#### SAVES

Mark Worrell (2006), Chris Perez (2007) - 27

#### COMPLETE GAMES

Randy Leek (2005) - 3

#### SHUTOUTS

Randy Leek (2005) - 2

#### INNINGS PITCHED

Randy Leek (2005) - 185.2

#### STRIKEOUTS

Mitchell Boggs (2007) - 117

#### WALKS

Mitchell Boggs (2007) - 62

FRONT OFFICE

2007 CARDINALS

2006 REVIEW

HISTORY

MINOR LEAGUES

TEXAS LEAGUE

MISC.

FRONT OFFICE

2007 CARDINALS

2006 REVIEW

HISTORY

MINOR LEAGUES

TEXAS LEAGUE

MISC.

FRONT OFFICE

2007 CARDINALS

2006 REVIEW

HISTORY

MINOR LEAGUES

TEXAS LEAGUE

MISC.

## SPRINGFIELD CARDINALS ALL-TIME ROSTER & JERSEY NUMBERS

**A**

Oscar Alvarez, 2005 (#31, #33)  
Bryan Anderson, 2007 (#8)  
Rick Ankiel, 2005 (#32, #18)  
Josh Axelson, 2005 (#28)

**B**

Alan Benes, 2005 (#39)  
Larry Bigbie, 2006 (#22)  
Buddy Blair, 2005 (#16)  
Mitchell Boggs, 2007 (#12)  
Papo Bolivar, 2005 (#15)  
Shaun Boyd, 2005-06 (#4, #8)

**C**

Carmen Cali, 2006 (#31)  
Robinson Cancel, 2005 (#18)  
Hugo Castellanos, 2007 (#26)  
Troy Cate, 2006 (#28)  
Andy Cavazos, 2005-06 (#25, #36)  
Jeremy Cook, 2005 (#40)  
Michael Cooper, 2007 (#38)  
Nate Cotton, 2005 (#35)  
Allen Craig, 2007 (#5)  
Brad Cresse, 2005 (#18, #22)  
Jeremy Cummings, 2005 (#34)

**D**

Adam Daniels, 2007 (#36)  
Sean Danielson, 2007 (#27)  
Matt DeMarco, 2005 (#3)  
Juan Diaz, 2005-06 (#37)  
Dennis Dove, 2006 (#36)  
Cory Doyne, 2005-06 (#35, #38)  
Matt Dryer, 2006 (#40)

**E**

Cal Eldred, 2005 (#36)  
Juan Encarnacion 2007 (#40)  
Kevin Estrada, 2005-06 (#8, #28, #12)  
Terry Evans, 2006 (#40, 22)

**F**

Anthony Ferrari, 2005 (#30)  
Mike Ferris, 2007 (#28)  
Iker Franco, 2006 (#24)

**G**

Jaime Garcia, 2007 (#24)  
Jose Garcia, 2006-2007 (#22, #29)  
Justin Garza, 2006 (#28)  
Reid Gorecki, 2005-2007 (#11, #3, #7)  
Tyler Greene, 2007 (#15)  
Henry Guerrero, 2007 (#36, 7, 24)

**H**

Eric Haberer, 2006-2007 (#19)  
Cody Haerther, 2005-2007 (#16, #15)  
Mark Hamilton, 2007 (#25)  
Travis Hanson, 2005-06 (#23, #22, #16)  
Blake Hawksworth, 2006 (#44, #23)  
Aaron Herr, 2005 (#38)  
Jarrett Hoffpauir, 2006-2007 (#10)

**J**

Milko Jaramillo, 2005 (#10)  
Jon Jay, 2007 (#23)  
Tyler Johnson, 2007 (#28)  
Gabe Johnson, 2005-06 (#5, #35)

**K**

Josh Kinney, 2005 (#34, #33)

**L**

Chris Lambert-2005-2007 (#24, #32)  
Rayner Laya, 2005-06 (#3, #23)  
Randy Leek, 2005 (#29)  
Juan Lucena, 2007 (#28, #26)

**M**

Amaury Marti, 2006-2007 (#40, #15)  
Brian Martin, 2006 (#22)  
Jose Martinez, 2007 (#3)  
Joe Mather, 2007 (#21)  
Kyle McClellan, 2007 (#38)  
Mike McCoy, 2005-2007 (#3, #5)  
Chris Mears, 2005 (#36)  
Tyler Minges, 2005 (#26)  
Jason Motte, 2005-2007 (#36, #28, #18)  
Dan Moylan, 2005-2006 (#12, #4)

**N**

Joe Nelson, 2005 (#31)  
Mark Nussbeck, 2005 (#19)

**O**

Kevin Ool, 2005-2007 (#27, #30)

**P**

Matt Pagnozzi, 2005, 2007 (#22, #19, #5)  
Jordan Pals, 2005-2006 (#41)  
Mike Parisi, 2006 (#18)  
Tyler Parker, 2005 (#32, #33, #11)  
Josh Pearce, 2005 (#19)  
Chris Perez, 2007 (#35)  
Stuart Pomeranz, 2005-06 (#25)  
Josh Pressley, 2006 (#39)  
Bill Pulsipher, 2005 (#33)

## SPRINGFIELD CARDINALS ALL-TIME ROSTER & JERSEY NUMBERS

**R**

Colby Rasmus, 2007 (#4)  
Cory Rauschenberger, 2007 (#44)  
Anthony Rawson, 2005 (#27)  
Juan Richardson, 2006-2007 (#34)  
Bo Robinson, 2005 (#24)  
Casey Rowlett, 2007 (#11)  
Rich Rundles, 2006 (#44)  
Chris Russ, 2006-2007 (#21, #31)  
Evan Rust, 2005 (#39)  
Brendan Ryan, 2005-2006 (#44, #26)

**S**

Danilo Sanchez, 2007 (#33)  
Rich Scalamandre, 2005-2006 (#44, #12)  
Matt Scherer, 2007 (#41)  
Andy Schutzenhofer, 2005 (#22)  
Mark Shorey, 2007 (#40)  
Mike Sillman, 2007 (#29)  
Nick Stavinoha, 2006 (#33)  
Brian Stitt, 2007 (#33)  
Nick Stocks, 2005 (#30)

**W**

Shane Wallace, 2005 (#39)  
P.J. Walters, 2007 (#33)  
Sam Walton, 2006 (#39)  
Rico Washington, 2006-2007 (#8, #28, #11)  
Nick Webber, 2007 (#39)  
Todd Wellemeier, 2007 (#35)  
Mark Worrell, 2006 (#27)

**Z**

Pete Zoccolillo, 2005 (#19)  
Zack Zuercher, 2007 (#22)

FRONT OFFICE

2007 CARDINALS

2006 REVIEW

HISTORY

MINOR LEAGUES

TEXAS LEAGUE

MISC.



Colby Rasmus set a single-season Springfield mark in 2007, leading the Texas League with 29 home runs.

# Minor League Affiliates

## ST. LOUIS CARDINALS MINOR LEAGUE AFFILIATES



### MEMPHIS REDBIRDS

Triple-A Pacific Coast League  
175 Toyota Center, Ste. 300  
Memphis, TN 38103  
Phone: (901) 721-6050  
Fax: (901) 728-6109  
www.memphisredbirds.com

General Manager: Dave Chase  
Field Manager: Chris Maloney  
Pitching Coach: Blaise Ilsley  
Hitting Coach: Mark Budaska  
Trainer: Chris Conroy



### SPRINGFIELD CARDINALS

Double-A Texas League  
955 E. Trafficway  
Springfield, MO 65802  
Phone: (417) 863-0395  
Fax: (417) 863-0388  
www.springfieldcardinals.com

General Manager: Matt Gifford  
Field Manager: Ron "Pop" Warner  
Pitching Coach: Bryan Eversgerd  
Hitting Coach: Derrick May  
Trainer: Jay Pierson



### PALM BEACH CARDINALS

Class-A Florida State League  
4751 Main Street  
Jupiter, FL 33458  
Phone: (561) 775-1818  
Fax: (561) 691-6886  
www.palmbeachcardinals.com

General Manager: Rob Rabenecker  
Field Manager: Gaylen Pitts  
Pitching Coach: Dennis Martinez  
Hitting Coach: Keith Mitchell  
Trainer: Eric Bauer



### QUAD CITIES RIVER BANDITS

Class-A Midwest League  
209 South Gaines Street  
Davenport, IA 52801  
Phone: (563) 324-3000  
Fax: (563) 324-3109  
www.swingbaseball.com

General Manager: Kirk Goodman  
Field Manager: Steve Dillard  
Pitching Coach: Arthur Adams  
Hitting Coach: Joe Kruzal  
Trainer: Manabu "Boo" Kuwazuru



### BATAVIA MUCKDOGS

Class-A New York-Penn League (Short Season)  
299 Bank St.  
Batavia, NY 16801  
Phone: (585) 343-5454  
Fax: (585) 343-5620  
www.muckdogs.com

General Manager: Dave Wellenzohn  
Field Manager: Mark DeJohn  
Pitching Coach: Al Holland  
Position Coach: TBA  
Trainer: TBA



### JOHNSON CITY CARDINALS

Class-A Appalachian League (Short Season)  
111 Legion St.  
Johnson City, TN 37601  
Phone: (423) 461-4866  
Fax: (423) 461-4864  
www.jccardinals.com

General Manager: Chuck Arnold  
Field Manager: Joe Almaraz  
Pitching Coach: Timothy Leveque  
Hitting Coach: Mike Shildt  
Trainer: TBA



FRONT OFFICE

2008 CARDINALS

2007 REVIEW

HISTORY

MINOR LEAGUES

TEXAS LEAGUE

MISC.



# MEMPHIS REDBIRDS

Triple-A Pacific Coast League ♦ 2007 Record: 56-88  
Attendance: 633,129



## 2007 INDIVIDUAL BATTING STATISTICS

BATTERS	AVG	G	AB	R	H	2B	3B	HR	RBI	BB	IBB	SO	SB	CS	OBP	SLG	OPS	SF	SAC	HBP	DP	E
*Ankiel, Rick	.267	102	389	62	104	15	3	32	89	25	5	90	4	3	.314	.568	.883	5	0	4	11	7
Ardoin, Danny	.296	9	27	7	8	3	0	1	4	6	1	4	0	0	.424	.519	.943	0	0	0	1	0
Ardoin, Danny	.208	61	197	24	41	13	0	2	11	27	3	52	1	0	.319	.305	.623	0	3	5	5	0
Barden, Brian	.235	20	68	7	16	3	0	2	12	5	0	13	0	0	.286	.368	.653	3	0	1	3	2
Barden, Brian	.263	103	354	43	93	12	2	4	37	36	1	69	2	3	.342	.342	.683	3	5	8	14	2
Bozied, Tagg	.264	130	451	69	119	26	2	24	82	53	0	96	3	0	.349	.490	.839	4	0	8	17	7
Cabrera, Jolbert	.231	45	130	10	30	5	1	2	8	7	0	23	0	2	.287	.331	.617	2	5	4	5	2
Cairo, Miguel	.290	9	31	8	9	2	0	0	3	5	0	6	2	0	.421	.355	.776	0	0	2	0	0
Castellanos, Hugo	.250	25	4	1	1	0	0	0	0	0	0	2	0	0	.250	.250	.500	0	0	0	0	3
*Cate, Troy	.083	21	12	0	1	0	0	0	0	0	0	3	0	0	.154	.083	.237	0	0	1	1	5
Cavazos, Andy	.000	29	2	0	0	0	0	0	0	0	0	1	0	0	.000	.000	.000	0	0	0	0	1
Christianson, Ryan	.211	42	114	17	24	5	0	5	13	11	0	35	0	1	.280	.386	.666	0	1	0	2	11
Esposito, Brian	.178	77	242	11	43	6	0	4	16	11	0	52	0	2	.217	.252	.469	0	0	1	10	6
Falkenberg, Brian	.000	37	1	0	0	0	0	0	0	0	0	1	0	0	.000	.000	.000	0	0	0	0	1
*Ferris, Michael	.216	22	51	5	11	3	0	2	5	6	0	12	1	1	.298	.392	.690	0	0	0	1	0
Ginter, Matt	.000	20	4	0	0	0	0	0	0	0	0	2	0	0	.000	.000	.000	0	1	0	0	1
Gonzalez, Edgar	.308	126	461	64	142	34	3	8	53	50	1	69	15	4	.377	.447	.824	2	4	2	13	14
*Hanson, Travis	.217	82	254	16	55	4	1	4	14	9	0	58	1	1	.246	.287	.534	0	0	1	7	3
Hawksworth, Blake	.048	16	21	1	1	0	0	0	0	1	0	11	0	0	.091	.048	.139	0	5	0	1	3
Hoffpauir, Jarrett	.300	55	190	27	57	10	0	4	24	29	0	21	2	3	.394	.416	.809	1	4	1	7	6
Jimenez, Kelvin	.500	19	2	1	1	0	0	0	1	0	0	1	0	0	.500	.500	1.000	0	0	0	0	1
*Keisler, Randy	.333	24	45	7	15	5	0	5	2	0	8	0	0	0	.362	.444	.806	0	3	0	2	4
Lambert, Chris	.143	24	7	0	1	0	0	0	0	1	0	4	0	0	.250	.143	.393	0	0	0	0	1
Ludwick, Ryan	.340	29	106	27	36	8	0	8	36	10	1	20	1	1	.380	.642	1.022	5	0	0	2	0
*Maroth, Mike	.000	2	1	0	0	0	0	0	0	0	0	1	0	0	.000	.000	.000	0	0	0	0	0
Marrero, Eli	.500	1	4	0	2	0	0	0	1	0	0	2	0	0	.500	.500	1.000	0	0	0	0	0
Mather, Joe	.241	70	253	32	61	10	1	13	31	23	0	51	6	0	.329	.443	.771	0	2	10	12	4
McCoy, Mike	.247	90	239	31	59	8	0	3	16	45	0	43	12	4	.368	.318	.686	0	11	1	3	11
*Mulder, Mark	.000	1	1	0	0	0	0	0	0	0	0	1	0	0	.000	.000	.000	0	0	0	0	0
*Narveson, Chris	.333	4	6	1	2	1	0	0	0	0	0	1	0	0	.333	.500	.833	0	3	0	0	0
Nelson, John	.162	47	105	11	17	3	0	5	14	10	0	41	0	0	.237	.333	.571	2	0	1	2	1
#Ohka, Tomo	.000	3	6	0	0	0	0	0	0	0	0	4	0	0	.000	.000	.000	0	0	0	0	0
Pagnozzi, Matt	.220	47	141	10	31	6	0	2	9	7	0	36	1	0	.275	.305	.579	1	2	4	4	3
Parisi, Mike	.162	20	37	1	6	1	0	1	4	1	0	17	0	0	.179	.270	.450	1	3	0	0	4
Reyes, Anthony	.182	5	11	1	2	1	0	0	0	1	0	6	0	0	.250	.273	.523	0	0	0	0	0
*Rodriguez, John	.263	55	160	35	42	12	1	8	27	23	0	35	1	0	.375	.500	.875	2	0	7	2	1
Russ, Chris	.000	2	1	0	0	0	0	0	0	0	0	1	0	0	.000	.000	.000	0	0	0	0	0
Ryan, Brendan	.272	81	323	55	88	9	5	1	15	25	0	39	17	6	.328	.341	.668	1	2	2	6	7
*Schumaker, Skip	.306	59	232	34	71	16	0	7	31	27	1	37	2	3	.382	.466	.847	1	2	2	4	1
Smith, Mike	.167	22	36	5	6	2	0	0	1	2	0	8	0	0	.205	.222	.427	1	2	0	0	2
Stavinoha, Nick	.261	139	501	50	131	17	0	13	49	31	0	81	7	1	.309	.373	.682	2	1	4	7	7
Stinnett, Kelly	1.000	1	1	0	1	0	0	0	1	0	0	0	0	0	1.000	1.000	2.000	0	0	0	0	0
Stinnett, Kelly	.204	32	103	10	21	2	0	3	11	9	0	22	0	0	.274	.311	.585	0	1	1	5	
Thompson, Brad	1.000	2	1	0	1	0	0	0	0	0	0	0	0	0	1.000	1.000	2.000	0	1	0	0	0
*Washington, Rico	.315	54	168	24	53	12	2	7	23	17	0	24	2	0	.374	.536	.909	4	0	1	4	4
Worrell, Mark	.500	35	2	0	1	1	0	0	0	0	0	0	0	0	.500	1.000	1.500	0	0	0	0	1
Team Total	.258	144	4841	630	1248	228	19	156	587	443	9	960	77	32	.325	.409	.734	37	52	57	127	124

\*left-handed #switch-hitter

# MEMPHIS REDBIRDS



## 2007 INDIVIDUAL PITCHING STATISTICS

PITCHERS	W-L	ERA	G	GS	CG	SHO	SV	SVO	IP	H	R	ER	HR	HB	BB	IBB	SO	BK	WP	GO/AO	DP	WHIP	AVG
Castellanos, Hugo	3-1	3.49	37	0	0	0	0	2	56.2	50	36	22	5	5	32	2	33	2	4	2.13	8	1.45	.243
*Cate, Troy	2-5	6.81	33	9	0	0	0	0	71.1	88	61	54	14	0	30	3	60	0	2	.83	3	1.65	.304
Cavazos, Andy	1-5	3.21	44	0	0	0	0	2	47.2	40	18	17	5	0	26	1	48	0	2	.96	4	1.38	.231
Dove, Dennis	1-0	5.28	13	0	0	0	0	0	15.1	17	9	9	3	0	7	1	10	0	3	1.40	2	1.57	.293
Falkenberg, Brian	3-4	3.25	51	0	0	0	23	27	52.2	54	22	19	2	0	17	2	58	0	5	1.67	3	1.35	.260
Ginter, Matt	2-6	4.06	31	8	0	0	2	3	68.2	86	39	31	5	2	8	2	43	0	2	1.39	7	1.37	.310
Hawksworth, Blake	4-13	5.28	25	25	0	0	0	0	129.2	150	82	76	24	10	41	0	88	1	9	1.37	16	1.47	.295
Jimenez, Kelvin	2-3	2.72	30	0	0	0	1	2	39.2	46	16	12	2	1	11	4	34	1	2	4.06	7	1.44	.289
*Johnson, Tyler	0-0	.00	1	0	0	0	0	0	1.0	0	0	0	0	0	0	0	1	0	0	.00	0	.00	.000
*Keisler, Randy	8-11	4.79	25	24	1	0	0	0	156.0	178	90	83	19	6	51	1	102	0	7	1.40	16	1.47	.292
Lambert, Chris	1-4	7.49	28	4	0	0	0	1	57.2	74	49	48	10	3	29	1	50	0	4	1.02	2	1.79	.319
*Maroth, Mike	1-0	8.31	2	1	0	0	0	0	4.1	5	4	4	1	0	3	0	4	0	0	4.00	1	1.85	.294
*Meaux, Ryan	0-0	9.00	7	0	0	0	0	0	6.0	10	7	6	3	0	2	0	9	0	0	.50	0	2.00	.370
*Mulder, Mark	0-0	3.60	1	1	0	0	0	0	5.0	5	2	2	1	0	2	0	4	0	0	5.00	1	1.40	.278
*Narveson, Chris	3-2	5.72	9	9	1	0	0	0	45.2	41	29	29	6	1	21	0	35	0	3	.72	2	1.36	.244
Ohka, Tomo	0-2	6.87	3	3	0	0	0	0	18.1	27	15	14	2	0	3	0	7	0	0	.70	1	1.64	.360
Parisi, Mike	8-13	4.91	28	28	0	0	0	0	165.0	192	100	90	21	10	65	0	111	1	5	1.45	20	1.56	.298
Percival, Troy	0-0	1.35	6	0	0	0	0	1	6.2	4	1	1	0	1	5	0	9	0	0	.67	0	1.35	.167
Perez, Chris	0-1	4.50	15	0	0	0	8	9	14.0	6	7	7	2	1	13	0	15	0	2	4.00	4	1.36	.143
Reyes, Anthony	1-1	2.79	6	6	0	0	0	0	38.2	27	12	12	4	2	11	0	33	0	1	1.37	4	.98	.206
Russ, Chris	0-0	5.40	2	0	0	0	0	0	3.1	3	2	2	1	0	1	0	2	0	0	1.67	0	1.20	.231
Sillman, Mike	2-0	5.40	10	0	0	0	0	2	10.0	6	6	6	1	1	10	2	9	0	1	6.33	1	1.60	.171
Smith, Mike	11-13	5.19	31	25	0	0	0	0	159.2	182	95	92	17	3	49	1	127	0	6	.97	8	1.45	.288
Thompson, Brad	0-0																						

## PALM BEACH CARDINALS

Class-A Florida State League ♦ 2007 Record: 71-69  
 Attendance: 77,805



## 2007 INDIVIDUAL BATTING STATISTICS

BATTERS	AVG	G	AB	R	H	2B	3B	HR	RBI	BB	IBB	SO	SB	CS	OBP	SLG	OPS	SF	SAC	HBP	DP	E
*Buckman, Brandon	.268	50	194	18	52	10	0	5	27	8	1	34	0	0	.295	.397	.692	4	0	1	2	4
Cabrera, Jolbert	.000	1	2	0	0	0	0	0	0	0	0	1	0	0	.000	.000	.000	0	0	0	0	0
Church, Ian	.244	51	180	22	44	16	2	4	35	5	1	31	2	1	.271	.422	.693	4	1	3	5	0
#Contreras, Jose	.215	37	93	10	20	4	0	0	3	13	0	24	4	1	.311	.258	.569	0	4	0	2	12
Craig, Allen	.312	112	423	77	132	25	2	21	77	35	4	79	8	3	.370	.530	.899	4	0	6	10	17
#Danielson, Sean	.355	12	31	9	11	1	0	0	2	1	0	5	5	0	.375	.387	.762	0	1	0	0	0
*Ferris, Michael	.212	9	33	3	7	2	0	1	9	2	0	4	0	0	.243	.364	.607	2	0	0	1	0
Garcia, Isaias	.252	91	309	38	78	15	1	5	30	17	1	36	0	2	.297	.356	.653	3	2	4	7	14
Gorsett, Luke	.310	47	171	15	53	12	2	5	33	7	0	25	6	5	.350	.491	.841	1	1	4	4	1
Grossman, Chris	.319	21	69	11	22	5	0	0	4	7	0	11	0	0	.382	.391	.773	0	1	0	4	3
Guerrero, Henry	.115	10	26	1	3	0	0	0	1	1	0	4	0	0	.148	.115	.264	0	1	0	0	1
*Hamilton, Mark	.290	60	221	31	64	12	0	13	49	20	0	48	1	0	.348	.520	.869	2	0	1	5	3
*Jay, Jon	.286	32	126	19	36	8	0	2	10	5	0	25	5	2	.321	.397	.718	1	0	2	1	0
Martinez, Jose	.248	62	226	22	56	9	1	2	19	10	1	20	4	4	.285	.323	.608	1	3	2	7	8
#Nelson, Dan	.262	126	442	76	116	16	2	4	57	80	0	97	18	7	.378	.335	.713	1	3	3	9	28
*Rapoport, James	.236	89	347	43	82	6	5	0	23	33	0	71	21	7	.307	.282	.590	1	5	3	3	2
Robinson, Shane	.253	43	166	22	42	6	1	3	13	16	0	16	14	4	.321	.355	.676	3	3	2	4	2
Rowlett, Casey	.259	36	112	19	29	5	1	1	10	14	0	18	2	5	.344	.348	.692	1	2	1	7	6
Sanchez, Danilo	.270	19	63	8	17	4	0	3	8	14	0	13	0	0	.403	.476	.879	0	0	0	2	3
*Shorey, Mark	.286	19	70	14	20	5	0	3	15	4	0	12	0	0	.333	.486	.819	0	0	1	3	0
Solano, Donovan	.209	50	163	17	34	2	1	0	11	8	0	21	0	1	.249	.233	.482	1	1	1	6	14
Southard, Nathan	.239	125	435	46	104	28	3	2	41	31	0	70	11	2	.297	.331	.628	3	1	6	11	1
*Van Slyke, A.J.	.283	109	371	40	105	26	1	3	31	29	1	78	18	4	.334	.383	.717	3	0	1	7	6
*Yarbrough, Brandon	.278	110	389	55	108	17	11	5	60	28	0	84	3	0	.326	.416	.743	4	4	2	6	11
Team Total	.265	140	4662	616	<sup>123</sup> 5	234	33	82	568	388	9	827	122	48	.325	.382	.707	39	33	43	106	154

\*left-handed #switch-hitter

## PALM BEACH CARDINALS



## 2007 INDIVIDUAL PITCHING STATISTICS

PITCHERS	W-L	ERA	G	GS	CG	SHO	SV	SVO	IP	H	R	ER	HR	HB	BB	IBB	SO	BK	WP	GO/AO	DP	WHIP	AVG
Carpenter, Chris	0-1	6.23	2	2	0	0	0	0	4.1	7	5	3	0	0	1	0	4	0	0	2.33	1	1.85	.333
Cooper, Michael	1-1	5.02	25	0	0	0	0	1	37.2	49	25	21	2	3	20	1	23	0	8	1.74	7	1.83	.314
Daley, Gary	3-3	4.94	12	12	0	0	0	0	58.1	57	37	32	3	6	44	0	39	0	3	1.82	12	1.73	.273
*Daniels, Adam	4-6	3.52	12	12	0	0	0	0	71.2	77	40	28	3	7	13	0	56	0	3	2.39	4	1.26	.272
Degerman, Eddie	4-4	5.93	11	10	0	0	0	0	54.2	50	41	36	3	1	36	0	57	0	16	1.02	4	1.57	.245
*Furnish, Brad	3-3	4.91	8	5	0	0	0	0	36.2	33	22	20	3	2	22	0	24	0	1	.67	1	1.50	.237
Gregerson, Luke	3-4	1.97	53	0	0	0	29	33	64.0	42	14	14	0	1	20	3	69	1	5	2.83	10	.97	.188
Hearne, Trey	5-11	5.95	31	21	0	0	0	0	137.2	181	103	91	10	3	42	0	90	0	7	1.18	15	1.62	.323
McClellan, Kyle	4-1	1.24	16	1	0	0	0	0	29.0	22	4	4	0	2	4	0	24	0	2	1.58	1	.90	.210
McCormick, Mark	0-0	.00	1	1	0	0	0	0	3.0	2	0	0	0	0	0	0	2	0	0	1.00	0	.67	.222
Mikrut, Jon	4-2	2.91	53	0	0	0	3	3	68.0	55	25	22	4	3	24	1	56	2	3	.45	2	1.16	.218
Motte, Jason	1-0	.90	9	0	0	0	3	4	10.0	7	2	1	0	0	1	0	6	0	0	1.78	1	.80	.184
*Mulder, Mark	0-2	1.93	3	3	0	0	0	0	9.1	7	6	2	0	0	3	0	5	0	1	1.09	0	1.07	.189
*Narveson, Chris	0-0	2.70	3	3	0	0	0	0	10.0	10	4	3	1	0	3	0	6	0	1	1.18	1	1.30	.270
*Norrick, Tyler	11-9	3.59	28	28	2	1	0	0	165.1	134	69	66	11	7	73	0	134	1	7	.84	15	1.25	.221
Ottavino, Adam	12-8	3.08	27	27	1	0	0	0	143.1	130	63	49	10	8	63	0	128	0	6	1.37	11	1.35	.239
Pomeranz, Stuart	1-2	6.52	3	3	0	0	0	0	9.2	12	9	7	4	1	2	0	5	1	0	1.78	1	1.45	.300
Ransom, Robert	0-1	4.89	15	3	0	0	0	0	38.2	48	23	21	3	0	11	0	14	0	1	2.00	5	1.53	.320
Salas, Fernando	2-3	5.26	16	4	0	0	0	0	39.1	39	25	23	12	3	10	1	25	0	2	.42	1	1.25	.260
Sanchez, Julio	0-0	13.50	2	0	0	0	0	0	2.2	3	4	4	0	1	2	0	1	0	1	1.67	1	1.88	.375
Smith, Donnie	2-1	3.03	37	0	0	0	0	0	59.1	54	27	20	3	3	22	0	50	0	4	1.36	6	1.28	.242
Trent, Matthew	0-1	3.51	25	0	0	0	1	2	33.1	29	19	13	2	1	15	1	24	1	7	1.93	4	1.32	.228
Vander Weg, Scott	5-5	4.12	35	0	0	0	0	0	63.1	61	30	29	6	2	10	0	40	0	3	1.27	4	1.12	.245
Walters, P.J.	3-1	2.67	5	5	0	0	0	0	33.2	29	10	10	2	1	6	0	37	0	1	1.44	0	1.04	.225
Webber, Nicholas	2-0	4.63	8	0	0	0	0	0	11.2	9	7	6	0	0	7	1	11	0	2	1.67	1	1.37	.209
*Zuercher, Zack	1-0	2.84	5	0	0	0	0	0	6.1	4	2	2	0	1	2	0	4	0	2	.88	0	.95	.174
Team Total	71-69	3.94	140	140	3	13	36	43	1201.0	1151	616	526	82	56	456	8	934	6	86	1.14	108	1.34	.252

\*left-handed

## MOST USED LINEUP:

C - Brandon Yarbrough, 103  
 1B - Brandon Buckman, 48  
 2B - Isaias Garcia, 82  
 3B - Allen Craig, 86  
 SS - Jose Martinez, 58  
 OF - Nathan Southard, 125  
 OF - James Rapoport, 89  
 OF - Ian Church, 48  
 SP - Tyler Norrick, 28  
 RP - Luke Greggerson and Jon Mikrut, 53

# SWING OF THE QUAD CITIES

(Now the Quad Cities River Bandits)



Class-A Midwest League ♦ 2007 Record: 78-61  
Playoffs: Quad Cities lost to Beloit two games to none  
Attendance: 148,778

## 2007 INDIVIDUAL BATTING STATISTICS

BATTERS	AVG	G	AB	R	H	2B	3B	HR	RBI	BB	IBB	SO	SB	CS	OBP	SLG	OPS	SF	SAC	HBP	DP	E
#Alvarado, Wilmer	.200	27	95	7	19	6	0	0	7	7	0	25	1	0	.267	.263	.530	1	0	2	1	8
*Buckman, Brandon	.341	67	261	39	89	19	2	14	52	17	2	42	2	1	.384	.590	.974	3	0	3	6	3
Cruz, Arnoldi	.282	49	195	26	55	10	1	5	34	17	0	25	3	1	.338	.421	.758	3	0	1	10	6
*DeJesus, Antonio	.262	42	130	30	34	4	0	1	17	22	1	29	9	4	.373	.315	.689	3	1	3	0	2
Derba, Nicholas	.268	49	164	23	44	11	0	2	14	29	0	40	0	1	.391	.372	.763	0	0	4	2	2
Dorn, Timothy	.196	28	92	11	18	5	1	2	9	16	0	33	1	1	.324	.337	.661	1	0	2	4	6
#Falcon, Omar	.253	24	83	11	21	3	0	3	11	11	0	38	0	0	.354	.398	.752	0	0	2	2	2
Garcia, Isaias	.342	11	38	5	13	2	0	0	3	5	0	2	2	0	.444	.395	.839	0	0	2	1	2
Garcia, Jose	.202	33	84	10	17	4	0	0	5	7	0	18	3	4	.269	.250	.519	1	2	1	3	6
Gorsett, Luke	.286	77	266	40	76	21	2	4	18	12	0	44	1	0	.337	.425	.762	3	0	10	8	2
Grossman, Chris	.277	65	231	25	64	14	0	6	42	20	0	36	0	0	.339	.416	.754	3	0	3	11	7
*Henley, Tyler	.156	12	32	4	5	2	0	2	5	1	0	9	0	0	.200	.406	.606	1	1	1	0	3
Hill, Steve	.303	62	261	38	79	15	0	11	44	9	0	58	1	1	.330	.487	.816	1	0	2	4	4
*Jones, Daryl	.217	127	419	71	91	15	3	4	31	41	1	94	22	12	.304	.296	.600	4	4	13	8	10
Landin, Jaime	.273	81	264	33	72	12	1	7	35	35	0	25	2	3	.366	.405	.771	2	3	5	6	6
Lopez, Christian	.219	94	311	50	68	9	2	4	27	35	1	95	8	7	.301	.299	.600	1	4	2	5	18
Marmol, Oliver	.209	31	86	12	18	3	1	0	7	7	0	13	4	2	.296	.267	.563	1	2	4	2	11
Pham, Thomas	.063	14	32	3	2	0	0	0	1	3	0	9	3	0	.189	.063	.252	0	0	2	1	1
Ramirez, Jose	.219	48	160	18	35	1	1	2	13	16	0	35	10	4	.304	.275	.579	1	2	4	2	1
*Rapoport, James	.219	43	160	22	35	6	1	1	8	11	1	35	10	2	.267	.288	.555	1	1	0	0	5
Reyes, Christian	.273	100	374	39	102	14	0	12	63	20	0	93	0	1	.312	.406	.718	4	0	3	15	3
#Sandoval, Willian	.162	59	173	19	28	2	0	1	9	7	0	36	6	5	.199	.191	.390	0	0	1	8	9
Schweitzer, Jared	.290	72	262	36	76	10	1	10	38	24	0	45	2	1	.364	.450	.814	1	2	7	3	10
*Shorey, Mark	.293	50	188	22	55	15	0	3	30	10	0	36	0	2	.337	.420	.757	3	0	4	2	2
Solano, Donovan	.257	82	292	31	75	8	0	0	30	14	0	25	5	2	.303	.284	.587	2	2	6	12	14
Team Total	.256	139	4653	625	1191	211	16	94	553	396	6	940	95	54	.323	.369	.692	40	24	87	116	172

\*left-handed #switch-hitter

# SWING OF THE QUAD CITIES

(Now the Quad Cities River Bandits)



## 2007 INDIVIDUAL PITCHING STATISTICS

PITCHERS	W-L	ERA	G	GS	CG	SHO	SV	SVO	IP	H	R	ER	HR	HB	BB	IBB	SO	BK	WP	GO/AO	DP	WHIP	AVG
Cairns, Jason	2-0	4.64	22	0	0	0	0	0	33.0	39	22	17	4	4	12	0	13	2	2	2.14	5	1.55	.293
Carrasco, Armando	6-2	2.19	41	0	0	0	2	53.1	52	18	13	4	4	26	3	49	1	9	2.35	8	1.46	.259	
Degerman, Eddie	1-1	2.45	12	6	0	0	1	47.2	26	16	13	4	1	19	0	71	0	12	1.33	3	.94	.160	
Dickson, Brandon	11-7	3.50	31	23	0	0	1	144.0	148	74	56	9	12	41	1	84	0	11	2.26	15	1.31	.260	
Dorn, Timothy	0-0	4.50	2	0	0	0	0	4.0	2	3	2	0	1	5	0	2	0	0	.67	0	1.75	.154	
Fick, Chuckie	1-0	2.16	9	0	0	0	0	25.0	27	10	6	1	2	5	0	13	0	5	1.95	2	1.28	.273	
*Furnish, Brad	3-3	2.42	21	12	0	0	2	81.2	56	31	22	7	5	27	0	76	0	11	.66	2	1.02	.191	
Garceau, Shaun	8-11	4.86	30	21	0	0	0	111.0	130	81	60	15	10	51	0	110	1	10	.94	3	1.63	.293	
Garcia, Jose	0-1	9.00	1	0	0	0	0	1.0	1	1	1	1	0	0	0	1	0	0	1	0	1.00	.250	
Gonzalez, Marco	2-0	1.25	14	0	0	0	1	21.2	12	3	3	0	1	8	0	12	0	3	1.43	3	.92	.162	
Hernandez, Elvis	6-9	4.09	29	21	0	0	1	110.0	104	55	50	10	8	49	0	111	2	5	1.18	4	1.39	.246	
Herron, Tyler	10-7	3.74	30	22	0	0	1	137.1	123	62	57	7	11	26	0	130	1	7	1.41	8	1.08	.240	
King, Blake	2-3	5.21	19	9	0	0	0	57.0	44	36	33	3	2	44	1	62	0	18	1.50	2	1.54	.214	
Lane, Matthew	2-0	4.50	7	0	0	0	0	8.0	10	4	4	1	0	5	0	5	0	0	2.14	3	1.88	.323	
Maiques, Kenneth	1-5	1.53	52	0	0	0	31	37	53.0	34	16	9	3	1	20	2	57	0	5	2	5	1.02	.186
Mortensen, Clayton	0-2	3.12	10	10	0	0	0	40.1	44	17	14	2	4	8	0	45	0	2	3.17	4	1.29	.275	
Mura, Kyle	7-0	1.66	45	0	0	0	3	4	59.2	44	12	11	2	1	13	2	53	3	2	1.34	3	.96	.203
Sadlowski, Kyle	4-3	2.57	42	0	0	0	2	3	66.2	65	22	19	1	4	22	1	44	0	6	1.59	3	1.31	.261
Schellinger, Michael	6-4	3.62	33	5	0	0	1	1	74.2	74	36	30	4	0	23	0	64	0	5	.99	6	1.30	.261
*Schroeder, Brian	0-0	1.17	7	0	0	0	0	0	7.2	10	1	1	0	2	6	1	7	0	0	5	2	2.09	.333
*Spade, Matt	0-2	11.25	3	0	0	0	0	0	4.0	9	7	5	1	0	2	0	4	0	0	8	1	2.75	.429
Walters, P.J.	6-1	2.62	17	10	0	0	1	1	68.2	59	25	20	2	9	12	0	73	0	4	2.21	6	1.03	.229
Team Total	78-61	3.32	139	139	0	11	45	60	1209.1	1113	552	446	81	82	424	11	1086	10	117	1.41	88	1.27	.244

\*left-handed

### MOST USED LINEUP:

- C - Chris Grossman, 52
- 1B - Brandon Buckman, 57
- 2B - Jared Schweitzer, 49
- 3B - Arnoldi Cruz, 49
- SS - Willian Sandoval, 47
- OF - Daryl Jones, 117
- OF - Luke Gorsett, 71
- OF - Jose Ramirez, 31
- SP - Brandon Dickson, 31
- RP - Kenny Maiques, 52

# BATAVIA MUCKDOGS

(previously the State College Spikes)  
Class-A New York-Penn League ♦ 2007 Record: 31-43  
Attendance: 44,270



## 2007 INDIVIDUAL BATTING STATISTICS

BATTERS	AVG	G	AB	R	H	2B	3B	HR	RBI	BB	IBB	SO	SB	CS	OBP	SLG	OPS	SF	SAC	HBP	DP	E
Bolivar, Domnit	.181	24	83	9	15	1	1	0	2	5	0	26	2	1	.244	.217	.461	0	1	2	2	6
Brown, Andrew	.238	66	239	34	57	14	7	7	40	31	1	52	1	2	.330	.444	.773	3	0	3	6	5
Carpenter, David	.221	38	131	11	29	9	0	1	8	5	0	32	1	0	.250	.313	.563	0	0	0	4	5
Cartie, Brian	.154	8	26	2	4	0	0	0	2	4	0	4	0	0	.267	.154	.421	0	0	0	1	3
Cruz, Arnoldi	.375	4	16	2	6	1	0	0	4	0	0	5	0	0	.412	.438	.849	0	0	1	0	0
*DeJesus, Antonio	.186	19	59	12	11	0	0	0	4	14	0	9	2	3	.407	.186	.594	0	0	8	0	2
Derba, Nicholas	.267	19	60	7	16	7	0	1	8	12	0	15	0	1	.413	.433	.847	0	0	3	0	3
*Descalso, Daniel	.268	66	250	29	67	7	5	0	31	26	0	37	12	3	.346	.336	.682	2	0	5	6	11
Edwards, Jonathan	.394	9	33	1	13	4	0	1	7	2	0	7	0	0	.429	.606	1.035	0	0	0	2	0
Fanning, Collin	.159	21	69	9	11	0	2	0	7	9	0	22	2	0	.266	.217	.483	0	0	1	4	0
#Folli, Mike	.222	6	27	3	6	1	1	0	3	1	0	6	0	2	.250	.333	.583	0	0	0	0	1
Garcia, Jose	.375	6	24	4	9	1	0	0	4	2	0	2	1	2	.423	.417	.840	0	0	0	0	1
Gonzalez, Steve	.176	23	74	4	13	1	0	0	4	5	0	22	0	0	.247	.189	.436	0	1	2	1	3
Groff, William	.252	36	111	17	28	7	1	1	12	6	0	33	6	2	.303	.360	.663	0	1	2	1	4
*Henley, Tyler	.281	18	57	14	16	2	1	0	7	8	0	9	4	1	.403	.351	.754	2	1	5	1	0
Hill, Steve	.436	10	39	4	17	5	1	1	11	5	0	5	0	0	.511	.692	1.203	0	0	1	1	0
Kozma, Peter	.148	8	27	1	4	0	1	0	2	1	0	7	1	1	.179	.222	.401	0	0	0	0	9
Marmol, Oliver	.213	33	122	20	26	4	0	0	10	16	0	27	7	3	.326	.246	.572	1	2	5	3	11
Marquez, Mateo	.191	44	136	8	26	8	2	1	17	9	0	49	2	2	.270	.301	.571	1	1	6	3	2
Mitchell, Travis	.167	9	30	2	5	2	0	0	0	0	0	10	2	0	.167	.233	.400	0	0	0	0	0
Oeder, Ross	.270	48	148	18	40	5	0	0	8	11	0	34	7	2	.329	.304	.633	2	5	3	1	11
*Pelt, Charlie	.212	40	132	10	28	8	0	2	11	13	0	44	0	1	.302	.318	.620	0	0	4	1	3
Pham, Thomas	.205	67	239	33	49	8	5	2	16	25	2	60	14	6	.283	.305	.588	0	1	1	4	1
Roberson, Justin	.255	55	196	26	50	12	3	2	22	15	0	44	6	2	.315	.378	.692	0	3	2	4	2
Vasquez, Paul	.179	31	112	8	20	1	1	0	12	6	0	18	2	0	.236	.205	.441	2	0	3	3	4
Team Total	.232	74	2440	288	566	108	31	19	252	231	3	579	72	34	.312	.325	.637	13	16	57	48	104

\*left-handed #switch-hitter

# BATAVIA MUCKDOGS

(previously the State College Spikes)



## 2007 INDIVIDUAL PITCHING STATISTICS

PITCHERS	W-L	ERA	G	GS	CG	SHO	SV	SVO	IP	H	R	ER	HR	HB	BB	IBB	SO	BK	WP	GO/AO	DP	WHIP	AVG
*Additon, Nicholas	1-0	.00	3	0	0	0	0	0	5.1	2	0	0	0	0	1	0	5	0	0	.57	0	.56	.118
Andersen, Phillip	0-0	6.23	2	1	0	0	0	0	4.1	5	3	3	1	0	1	0	2	0	0	1.00	1	1.38	.294
*Bilardello, Davis	3-2	4.15	26	0	0	0	1	2	30.1	30	18	14	1	3	16	0	18	0	6	1.65	0	1.52	.261
Broderick, Brian	1-1	3.48	8	4	0	0	0	0	31.0	31	13	12	5	0	3	0	30	0	1	.44	1	1.10	.252
Collier, Logan	2-2	7.58	16	2	0	0	0	1	29.2	35	26	25	4	4	16	0	25	3	4	1.03	0	1.72	.297
Daman, Wayne	3-2	3.12	25	0	0	0	3	3	26.0	21	11	9	2	2	7	1	26	0	4	.85	0	1.08	.221
Dew, Joshua	0-1	1.80	24	0	0	0	15	17	25.0	14	5	5	1	2	6	1	32	0	2	1.37	2	.80	.159
Eager, Thomas	1-6	4.30	18	9	0	0	0	0	60.2	69	32	29	4	3	27	1	56	0	2	1.86	7	1.58	.291
*Fiske, Justin	2-0	1.03	15	0	0	0	2	2	26.1	17	3	3	1	0	4	0	28	0	1	1.04	1	.80	.187
*Fritsche, Josh	0-4	6.00	12	1	0	0	0	0	18.0	25	14	12	2	1	8	1	19	0	2	.88	0	1.83	.329
Garner, Brandon	3-5	4.37	18	9	0	0	1	1	57.2	66	35	28	6	2	19	0	32	0	2	1.53	4	1.47	.286
Gonzalez, Marco	0-0	2.70	4	0	0	0	0	0	3.1	8	3	1	0	0	0	0	3	0	0	.50	0	2.40	.444
King, Blake	1-4	4.70	16	9	0	0	0	0	53.2	48	28	28	3	1	34	0	65	1	4	1.14	4	1.53	.240
Kopp, David	0-1	.00	2	2	0	0	0	0	4.0	3	1	0	0	1	3	0	3	0	0	10.00	2	1.50	.200
Long, Clayton	0-6	4.66	19	8	0	0	1	1	58.0	64	36	30	6	4	33	1	47	0	4	.83	5	1.67	.279
Maj, Jameson	0-0	.00	2	0	0	0	0	0	1.1	2	0	0	0	0	0	0	2	0	0	2.00	0	1.50	.333
Mortensen, Clayton	1-1	1.77	6	4	0	0	0	0	20.1	13	4	4	0	2	11	0	23	0	1	3.63	2	1.18	.188
Parise, Pete	3-3	4.58	11	7	0	0	0	0	37.1	42	20	19	1	6	8	1	22	0	6	1.49	2	1.34	.288
*Riddle, Ryan	2-1	5.48	15	0	0	0	0	0	21.1	28	17	13	1	1	11	0	19	0	2	.56	0	1.83	.329
*Stambaugh, Jonathan	3-2	3.15	17	9	0	0	1	1	65.2	72	26	23	3	3	8	0	53	0	0	1.03	5	1.22	.272
Todd, Jesse	4-1	2.78	16	7	0	0	0	2	58.1	48	23	18	2	1	14	1	69	0	2	1.42	4	1.06	.223
Wilson, Joshua	1-1	6.75	3	2	0	0	0	0	8.0	11	6	6	0	2	3	0	7	0	1	2.20	0	1.75	.306
Team Total	31-43	3.93	74	74	0	4	24	30	645.2	654	324	282	43	38	233	7	586	4	44	1.12	40	1.37	.262

\*left-handed

### MOST USED LINEUP:

C - David Carpenter, 27  
1B - Andrew Brown, 51  
2B - Ross Oeder, 28  
3B - Daniel Descalso, 47  
SS - Oliver Marmol, 32  
OF - Thomas Pham, 64  
OF - Justin Roberson, 51  
OF - Mateo Marquez, 41  
SP - Clayton Long, 19  
RP - Joshua Dew, 24

## JOHNSON CITY CARDINALS

Appalachian League ♦ 2006 Record: 34-34  
Attendance: 23,009



## 2007 INDIVIDUAL BATTING STATISTICS

BATTERS	AVG	G	AB	R	H	2B	3B	HR	RBI	BB	IBB	SO	SB	CS	OBP	SLG	OPS	SF	SAC	HBP	DP	E
#Alvarado, Wilmer	.146	16	48	8	7	3	0	0	5	7	0	13	1	0	.293	.208	.501	0	0	3	1	9
#Alvarez, Hector	.100	6	10	0	1	0	0	0	0	0	0	6	1	0	.100	.100	.200	0	1	0	0	0
Arburr, Matthew	.207	44	135	17	28	8	2	5	20	14	0	56	0	0	.280	.407	.687	1	0	0	2	5
Bolivar, Domnit	.240	39	129	11	31	6	1	1	17	4	0	26	3	1	.268	.326	.594	3	4	2	3	18
Buck, Brian	.188	6	16	1	3	0	1	0	1	1	0	5	0	0	.235	.313	.548	0	1	0	0	2
Castro, Ivan	.245	15	53	5	13	2	0	0	3	0	0	11	0	1	.241	.283	.524	1	0	0	4	2
*Chambers, Adron	.279	36	111	16	31	7	1	0	10	10	0	21	6	5	.362	.360	.723	1	2	5	1	4
Cruz, Arnoldi	.280	6	25	2	7	2	0	2	2	2	1	2	1	0	.333	.600	.933	0	0	0	0	1
Edwards, Jonathan	.245	55	188	27	46	12	1	7	33	28	0	68	0	3	.345	.431	.776	2	0	2	1	4
Espinoza, Roberto	.145	23	62	6	9	1	0	1	1	6	0	23	3	1	.232	.210	.442	0	1	1	0	4
#Folli, Mike	.269	61	234	29	63	9	3	4	30	25	0	31	4	5	.341	.385	.726	3	2	2	3	12
Garcia, Jose	.303	19	66	7	20	2	1	1	6	11	0	10	2	4	.410	.409	.819	0	1	1	0	3
Hage, Joseph	.208	49	168	19	35	6	0	0	11	12	0	18	2	2	.273	.244	.517	0	0	3	3	3
Kozma, Peter	.264	30	106	16	28	8	0	2	9	12	0	21	3	2	.350	.396	.746	0	0	2	1	12
Mitchell, Travis	.293	54	191	19	56	10	2	1	16	8	0	48	10	5	.323	.382	.706	1	6	1	1	5
Morales, Osvaldo	.213	17	47	8	10	5	0	3	6	7	0	21	0	0	.315	.511	.825	0	0	0	0	0
Mulligan, Casey	.256	52	160	25	41	9	0	5	20	24	0	32	3	2	.358	.406	.765	1	0	2	4	6
*Pelt, Charlie	.406	9	32	4	13	3	0	1	9	6	0	10	0	0	.500	.594	1.094	0	0	0	1	3
Riportella, Beau	.315	48	168	31	53	4	1	2	15	13	0	31	10	2	.366	.387	.753	1	1	1	1	2
Sanzillo, Robert	.136	24	66	9	9	2	0	0	5	9	0	22	2	1	.269	.167	.436	0	0	3	2	1
Vasquez, Paul	.373	14	51	8	19	5	0	2	5	1	0	9	3	0	.385	.588	.973	0	0	0	2	3
Vera, Nicholas	.286	58	199	27	57	11	0	4	29	17	1	35	4	3	.341	.402	.743	3	0	1	3	12
Team Total	.256	68	2265	295	580	115	13	41	253	217	2	519	58	37	.327	.373	.699	17	19	29	33	127

\*left-handed #switch-hitter

## JOHNSON CITY CARDINALS




## 2007 INDIVIDUAL PITCHING STATISTICS

PITCHERS	W-L	ERA	G	GS	CG	SHO	SV	SVO	IP	H	R	ER	HR	HB	BB	IBB	SO	BK	WP	GO/AO	DP	WHIP	AVG
*Additon, Nicholas	2-1	3.76	14	9	0	0	1	1	52.2	56	23	22	6	3	11	0	61	0	1	.83	4	1.27	.267
Arredondo, Jose	5-5	3.04	15	8	0	0	1	4	56.1	44	27	19	4	5	14	0	41	1	1	1.14	5	1.03	.210
Broderick, Brian	2-2	1.75	8	5	0	0	0	1	36.0	31	12	7	3	2	4	0	23	0	0	2.26	4	.97	.225
Diapoules, Mark	1-3	5.91	12	6	0	0	0	1	35.0	32	29	23	2	11	17	0	34	1	8	2.14	1	1.40	.234
Fick, Chuckie	1-0	1.29	8	0	0	0	2	2	14.0	9	3	2	0	0	6	0	12	0	4	6.50	2	1.07	.180
Gonzalez, Dylan	0-2	2.66	20	0	0	0	0	0	20.1	21	10	6	1	1	8	0	20	1	1	3.40	3	1.43	.273
Gonzalez, Reynier	1-1	5.06	3	2	0	0	0	0	10.2	12	7	6	1	1	7	0	9	2	6	1.67	2	1.78	.273
Hill, Steven	0-2	7.27	7	0	0	0	1	1	8.2	10	7	7	0	0	6	0	10	0	1	2.80	3	1.85	.303
*Hodinka, Ryan	1-1	7.00	14	0	0	0	0	1	9.0	13	13	7	2	2	11	0	5	1	1	.54	0	2.67	.325
Javier, Omar	0-8	6.66	14	8	0	0	1	2	51.1	61	44	38	6	7	30	0	30	1	6	1.95	7	1.77	.296
Leach, Tyler	2-3	5.30	13	8	0	0	1	2	35.2	36	24	21	2	2	21	0	22	1	2	1.27	3	1.60	.261
Mateo, Jose	4-2	3.41	15	10	0	0	0	1	60.2	57	35	23	2	1	24	0	44	0	5	2.83	6	1.34	.244
Mayes, LaCurtis	0-2	4.56	18	0	0	0	1	3	23.2	30	18	12	3	2	20	2	18	0	1	1.79	4	2.11	.323
*Mendoza, Wladimir	1-0	6.97	10	0	0	0	0	0	10.1	4	10	8	1	3	17	0	12	0	1	.64	1	2.03	.133
Parise, Pete	0-0	2.08	4	0	0	0	2	2	4.1	4	1	1	0	0	1	0	3	0	0	4.00	1	1.15	.250
*Peralta, Senger	1-5	5.81	15	8	0	0	0	1	52.2	55	40	34	5	5	29	0	56	2	2	1.81	5	1.59	.270
Pichardo, Joel	2-1	1.64	15	0	0	0	0	2	22.0	22	8	4	3	2	5	0	11	0	1	1.23	3	1.23	.256
Rosales, Andres	1-0	2.79	7	4	0	0	0	0	29.0	23	9	9	0	5	5	0	38	2	4	1.14	1	.97	.223
Sanchez, Eduardo	2-1	1.17	12	0	0	0	5	5	15.1	8	2	2	0	0	3	0	22	1	3	1.30	0	.72	.154
Silva, Ray	2-1	6.14	21	0	0	0	1	1	22.0	23	19	15	1	2	13	0	16	0	1	2.50	1	1.64	.256
*Spade, Matt	0-0	2.25	9	0	0	0	2	2	8.0	6	2	2	0	2	3	0	5	0	0	.80	0	1.13	.207
Team Total	28-40	4.16	68	68	0	8	18	32	577.2	557	343	267	42	56	255	2	492	13	49	1.54	56	1.41	.251

\*left-handed

## MOST USED LINEUP:

C - Casey Mulligan, 29  
1B - Matthew Arburr, 27  
2B - Mike Folli, 51  
3B - Nicholas Vera, 28  
SS - Domnit Bolivar, 36  
OF - Travis Mitchell, 53  
OF - Jonathan Edwards, 43  
OF - Beau Riportella, 43  
SP - Ray Silva, 21  
RP - Dylan Gonzalez, 20



Chris Perez tied a Springfield franchise record with 27 saves before his promotion to Triple-A Memphis

# Texas League

## TEXAS LEAGUE

### OPPONENTS AND MEDIA CONTACTS

#### QUICK REFERENCE GUIDE

##### LEAGUE OFFICE

Texas League Office  
 2442 Facet Oak  
 San Antonio, TX 78232  
 Office Phone: (210) 545-5297  
 Fax: (210) 545-5298  
**President: Tom Kayser**  
 texasleague@sbcglobal.net



#### NORTH

#### SOUTH

##### ARKANSAS TRAVELERS

P.O. Box 55066  
 Little Rock, AR 72215  
 Office Phone: (501) 664-1555  
 Fax: (501) 664-1834  
**Media Contact: Phil Elson**  
 phil@travs.com



##### CORPUS CHRISTI HOOKS

734 E. Port Ave.  
 Corpus Christi, TX 78401  
 Office Phone: (361) 561-4665  
 Fax: (361) 561-4666  
**Media Contact: Matt Hicks**  
 mhicks@cchooks.com



##### NW ARKANSAS NATURALS

P.O. Box 6817  
 Springdale, AR 72766  
 Office Phone: (479) 927-4900  
 Fax: (479) 756-8088  
**Media Contact: Frank Novak**  
 frank@nwanaturals.com



##### FRISCO ROUGHRIDERS

7300 RoughRiders Trail  
 Frisco, TX 75034  
 Office Phone: (972) 334-1925  
 Fax: (972) 334-1959  
**Media Contact: Brian SanFilippo**  
 bsanfilippo@ridersbaseball.com



##### SPRINGFIELD CARDINALS

955 E. Trafficway  
 Springfield, MO 65802  
 Office Phone: (417) 863-2143  
 Fax: (417) 863-0388  
**Media Contact: Mike Lindskog**  
 mlindskog@stlcardinals.com



##### MIDLAND ROCKHOUNDS

5514 N. Champions Dr.  
 Midland, TX 79706  
 Office Phone: (432) 520-2255  
 Fax: (432) 520-8326  
**Media Contact: Bob Hards**  
 bhards@midlandrockhounds.org



##### TULSA DRILLERS

4802 East 15th St.  
 Tulsa, OK 74112  
 Office Phone: (918) 744-5998  
 Fax: (918) 747-3267  
**Media Contact: Brian Carroll**  
 brian@tulsadrillers.com



##### SAN ANTONIO MISSIONS


5757 Highway 90 West  
 San Antonio, TX 78227  
 Office Phone: (210) 675-7275  
 Fax: (210) 670-0001  
**Media Contact: Mickey Holt**  
 mholt@samissions.com



# ARKANSAS TRAVELERS

Affiliate: Los Angeles Angels of Anaheim (2001)

Dickey-Stephens Park  
P.O. Box 55066  
Little Rock, AR 72215  
Telephone: (501) 664-1555  
Fax: (501) 664-1834  
E-mail: travs@travs.com  
Website: www.travs.com



BOBBY MAGALLANES  
Manager

PITCHING COACH  
Ken Patterson

HITTING COACH  
Eric Owens

TRAINER  
Eric Munson

General Manager.....Bill Valentine  
Media Contact.....Phil Elson  
Radio Announcer.....Phil Elson  
Station.....KWBF - 101.1 FM

Capacity: 7,500  
Year Opened: 2007

Directions: I-30 to Broadway exit. Proceed West on Broadway. Take a left on Willow. Right on Riverfront. Bus parking is just before the Broadway Bridge off to the right.

## VISITING CLUB HOTEL

La Quinta-North Little Rock  
4100 E. McCain Blvd.  
North Little Rock, AR 72117(501)

## 2007 RECAP (17-11 Overall; 8-6 Home; 9-5 Road )

DATE	H/A	W/L	SCORE	WP	LP	DATE	H/A	W/L	SCORE	WP	LP
5/5	H	W	1-0	Haberer	Davidson	6/19	H	L	9-5	Rodriguez	Daniels
5/6	H	L	11-6	Thompson	Scherer	6/20	H	W	7-4	Motte	Thompson
5/7	H	W	4-3	Boggs	Green	7/24	A	L	4-2	Adenhardt	Walters
5/8	H	W	4-2	Rauschenberger	Saenz	7/25	A	L	13-8	Rodriguez	Rauschenberger
5/13	A	W	9-4	Rauschenberger	Saenz	7/31	H	W	14-4	Haberer	Rodriguez
5/14	A	L	4-3	Davidson	Ja. Garcia	8/1	H	W	12-8	Rauschenberger	Butcher
5/16	A	W	7-4	Ool	Thompson	8/2	H	L	4-1	Green	Daniels
6/9 (1)	A	L	5-3 (7)	Pullin	Cooper	8/25 (1)	A	L	5-4 (7)	Adenhardt	Boggs
6/9 (2)	A	W	5-2 (7)	Webber	Rodriguez	8/25 (2)	A	W	4-0 (7)	McClellan	Stertzbach
6/10	A	W	4-3	Motte	Hunter	8/26	A	W	16-0	Walters	Mosebach
6/11	A	W	3-2	Rauschenberger	Green	8/27	A	W	10-3	Haberer	Gonzalez
6/12	A	W	7-6	Scherer	Thompson	9/1	H	L	7-4	Gonzalez	Haberer
6/17	H	L	6-1	Gonzalez	Ja. Garcia	9/2	H	W	11-1	Rauschenberger	Rodriguez
6/18	H	L	5-3	Adenhardt	Haberer	9/3	H	W	3-1	Daniels	Green

## 2008 SCHEDULE

DAY	DATE	SITE	TIME	DAY	DATE	SITE	TIME
Sat.	May 3	SPR	6:10 p.m.	Wed.	June 18	ARK	7:10 p.m.
Sun.	May 4	SPR	2:10 p.m.	Thur.	June 19	ARK	7:10 p.m.
Mon.	May 5	SPR	7:10 p.m.	Mon.	July 22	SPR	7:10 p.m.
Tues.	May 6	SPR	12:10 p.m.	Tues.	July 23	SPR	7:10 p.m.
Mon.	May 12	ARK	7:10 p.m.	Wed.	July 24	SPR	7:10 p.m.
Tues.	May 13	ARK	7:10 p.m.	Tues.	July 29	ARK	7:10 p.m.
Wed.	May 14	ARK	7:10 p.m.	Wed.	July 30	ARK	7:10 p.m.
Thur.	May 15	ARK	7:10 p.m.	Thur.	July 31	ARK	7:10 p.m.
Sun.	June 8	SPR	6:10 p.m.	Sat.	Aug. 23	SPR	6:10 p.m.
Mon.	June 9	SPR	7:10 p.m.	Sun.	Aug. 24	SPR	6:10 p.m.
Tues.	June 10	SPR	7:10 p.m.	Mon.	Aug. 25	SPR	7:10 p.m.
Wed.	June 11	SPR	7:10 p.m.	Sat.	Aug. 30	ARK	7:10 p.m.
Mon.	June 16	ARK	7:10 p.m.	Sun.	Aug. 31	ARK	6:00 p.m.
Tues.	June 17	ARK	7:10 p.m.	Mon.	Sept. 1	ARK	1:30 p.m.

## 2007 Final Team Roster

PITCHERS	JERSEY#	B	T	HT	WT	BORN
Adenhardt, Nick	24	R	R	6'3"	185	08/24/1986
Austen, David	31	R	R	6'1"	185	05/21/1981
Butcher, Brok	17	R	R	6'1"	210	10/13/1983
Edwards, Bill	14	R	R	6'3"	185	03/26/1981
Gonzalez, Miguel	22	R	R	6'1"	165	05/27/1984
Herrera, Pedro		R	R	6'0"	155	02/14/1986
Hunter, Christopher	12	R	R	6'4"	200	12/12/1980
Mosebach, Robert	--	R	R	6'4"	195	09/14/1984
O'Day, Darren	29	R	R	6'4"	220	10/22/1982
Rodriguez Jr., Fernando	27	R	R	6'3"	210	06/18/1984
Stertzbach, Von	11	R	R	6'2"	190	05/15/1981

CATCHERS	JERSEY#	B	T	HT	WT	BORN
Johnson, Ben	8	S	R	5'11"	205	10/17/1981
Myers, Corey	18	R	R	6'1"	225	06/05/1980

INFIELDERS	JERSEY#	B	T	HT	WT	BORN
Collins, Michael	25	R	R	6'3"	215	07/18/1984
Leahy, Ryan	9	R	R	5'10"	180	07/08/1981
Morrissey, Adam	10	R	R	5'11"	170	06/08/1981
Sandoval, Freddy	7	S	R	6'2"	205	08/16/1982

OUTFIELDERS	JERSEY#	B	T	HT	WT	BORN
Coon, Bradley	19	L	L	6'0"	175	12/11/1982
Fuller, Cody	11	R	R	6'0"	190	09/19/1982
Pali, Matt	20	L	L	6'1"	215	12/10/1980
Smith, Coby	28	R	R	6'0"	200	09/21/1980

## SERIES FACTS

Most Runs, Game: By Springfield: 17 (17-2, Sept. 2, 2006 at Ray Winder Field)  
By Arkansas: 18 (18-9, Sept. 4, 2005 at Hammons Field)

Widest Margin Victory: By Springfield: 15 Runs (17-2, Sept. 2, 2006 at Ray Winder Field)  
By Arkansas: 15 Runs (15-0, Aug. 5, 2005 at Ray Winder Field)

Longest Winning Streak: By Springfield: 6 (May 20, 2006 to June 13, 2006)  
By Arkansas: 5 (April 7, 2005 to May 18, 2005)

Attendance High: At Hammons Field: 9,042 (July 31, 2007)  
At Dickey-Stephens Ballpark: 8,348 (May 14, 2007)

## Cardinals vs. Travelers Year By Year Results

YEAR	HOME	AWAY	OVERALL	WIN %
2005	7-7	5-9	12-16	.428
2006	9-5	9-5	18-10	.642
2007	8-6	9-5	17-11	.607
Total	24-18	23-19	47-37	.560

## 2007 INDIVIDUAL BATTING STATISTICS

BATTERS	AVG	G	AB	R	H	2B	3B	HR	RBI	BB	IBB	SO	SB	CS	OBP	SLG	OPS	SF	SAC	HBP	DP	E
Collet, Cody	.429	4	7	1	3	1	0	0	0	0	0	2	0	0	.429	.571	1.000	0	0	0	1	0
Collins, Michael	.242	119	429	43	104	18	3	5	45	12	0	70	5	4	.286	.333	.619	2	5	15	13	8
*Coon, Bradley	.301	58	226	37	68	8	4	1	17	23	1	36	25	12	.372	.385	.756	1	5	3	2	3
Duff, Tim	.196	46	158	9	31	5	0	2	13	14	0	45	3	3	.270	.266	.536	0	2	2	4	2
Fulle.r, Cody	.221	106	330	37	73	10	3	2	28	31	0	89	20	8	.300	.288	.588	4	12	8	6	2
#Johnson, Ben	.267	34	120	19	32	9	0	5	18	9	2	22	1	1	.350	.467	.817	1	1	7	3	1
Leahy, Ryan	.208	56	173	13	36	4	0	0	7	14	0	23	0	3	.283	.231	.514	0	6	4	2	5
Morrissey, Adam	.263	134	486	85	128	27	2	9	50	92	1	131	12	7	.396	.383	.778	1	5	15	11	8
Myers, Corey	.253	50	174	18	44	6	0	3	29	23	1	27	3	3	.337	.339	.676	4	1	1	7	2
*Pali, Matt	.242	96	322	28	78	10	1	7	35	23	1	61	5	6	.307	.345	.652	2	2	8	4	2
Peel, Aaron	.255	83	310	34	79	20	2	7	38	6	0	43	2	0	.284	.400	.684	3	2	8	8	3
*Porter, Gregory	.294	73	272	30	80	15	3	4	45	16	3	53	13	6	.343	.415	.759	3	0	6	5	1
*Pride, Curtis	.239	44	159	18	38	8	1	3	23	23	0	48	5	4	.335	.358	.694	2	0	1	5	0
Rodriguez, Sean	.254	136	508	84	129	31	2	17	73	54	0	132	15	8	.345	.423	.769	4	2	19	5	19
#Sandoval, Freddy	.305	127	472	84	144	32	6	11	72	67	3	78	21	11	.392	.468	.860	7	12	5	12	20
Smith, Coby	.277	63	224	37	62	12	1	2	17	32	0	27	21	7	.369	.366	.735	2	4	2	3	3
Wilson, Bobby	.271	50	181	24	49	9	0	6	27	22	1	26	5	3	.348	.420	.768	1	0	0	5	4
Wipke, Flint	.313	5	16	4	5	0	0	0	1	3	0	2	1	0	.421	.313	.734	0	0	0	1	0
Team Total	.259	140	4567	605	1183	225	28	84	538	464	13	915	157	86	.339	.376	.714	37	59	104	97	96

\*left-handed #switch-hitter

## 2007 INDIVIDUAL PITCHING STATISTICS

PITCHERS	W-L	ERA	G	GS	CG	SHO	SV	SVO	IP	H	R	ER	HR	HB	BB	IBB	SO	BK	WP	GO/AO	DP	WHIP	AVG
Adenhardt, Nick	10-8	3.65	26	26	0	0	0	0	153.0	158	72	62	7	17	65	1	116	0	13	1.45	20	1.46	.273
Arredondo, Jose	0-1	2.52	23	0	0	0	10	11	25.0	16	10	7	2	0	12	0	28	0	1	.85	2	1.12	.184
Austen, David	2-0	5.57	14	1	0	0	0	1	21.0	27	14	13	4	1	8	0	12	0	1	1.48	2	1.67	.307
*Beck, Bradley	1-0	3.38	4	0	0	0	0	0	5.1	4	2	2	1	0	0	0	3	0	1	.75	1	.75	.211
Butcher, Brok	1-2	5.90	6	6	0	0	0	0	29.0	30	22	19	5	1	7	0	18	1	1	1.12	1	1.28	.254
*Davidson, Daniel	2-4	2.06	7	7	0	0	0	0	43.2	34	14	10	4	2	8	1	25	0	0	1.22	3	.96	.219
Diaz, Amalio	0-2	4.58	6	6	0	0	0	0	37.1	43	21	19	3	1	7	1	15	0	3	1.02	4	1.34	.293
Edens, Kyle	0-1	7.56	6	1	0	0	0	0	8.1	13	9	7	2	0	4	0	6	0	1	1.50	1	2.04	.351
Edwards, Bill	4-4	4.74	53	0	0	0	4	9	68.1	69	40	36	6	4	36	1	48	0	13	1.39	7	1.54	.263
Gonzalez, Miguel	8-4	3.37	30	19	1	1	1	1	130.2	128	53	49	13	12	42	1	81	2	3	.90	14	1.30	.260
Green, Nick	10-8	3.68	28	28	2	0	0	0	178.1	164	80	73	17	7	32	0	107	0	5	.74	11	1.10	.243
Holcomb, James	0-2	9.00	2	2	0	0	0	0	7.0	9	9	7	0	0	7	0	4	1	2	2.50	0	2.29	.333
Hunter, Christopher	3-4	9.24	22	3	0	0	1	3	38.0	57	41	39	8	1	23	0	23	0	2	1.63	2	2.11	.337
Kennard, Jeff	2-0	5.12	16	0	0	0	0	0	19.1	19	11	11	1	2	13	0	11	0	0	.45	2	1.66	.264
Leahy, Ryan	0-0	.00	1	0	0	0	0	0	1.0	0	0	0	0	0	0	0	0	0	0	.50	0	.00	.000
Lynch, Kevin	1-2	3.75	9	0	0	0	0	0	12.0	14	7	5	0	0	5	0	7	0	0	.82	1	1.58	.286
Mosebach, Robert	1-1	5.14	2	2	0	0	0	0	14.0	16	9	8	1	1	8	0	3	1	0	1.35	2	1.71	.302
O'Day, Darren	3-4	3.99	29	0	0	0	10	13	29.1	27	13	13	3	2	14	0	22	0	1	1.39	2	1.40	.252
Pullin, Aaron	4-4	3.77	39	0	0	0	1	4	43.0	36	19	18	2	3	21	2	33	0	2	1.13	4	1.33	.232
Rodriguez, Rafael	0-6	4.16	46	1	0	0	0	3	71.1	79	36	33	6	3	30	3	42	0	8	1.38	6	1.53	.287
Rodriguez Jr., Fernando	8-4	4.52	22	22	1	0	0	0	125.1	138	71	63	14	5	46	2	61	0	3	.99	12	1.47	.285
Saenz, Chris	1-7	8.41	19	9	0	0	0	0	46.0	62	47	43	3	7	31	0	24	1	2	.95	7	2.02	.341
Shell, Steven	0-0	.68	5	0	0	0	0	0	13.1	10	1	1	1	3	1	0	19	0	0	.54	0	.83	.200
Smith, Jesse	1-2	2.14	4	4	0	0	0	0	21.0	23	5	5	1	0	3	0	17	0	0	1.50	1	1.24	.280
Stertzbach, Von	1-2	6.39	21	0	0	0	2	25.1	29	18	18	4	2	14	1	24	0	1	1	.70	0	1.70	.293
Thompson, Rich	2-3	2.01	21	3	0	0	0	2	49.1	34	15	11	5	3	14	1	50	1	3	.74	0	.97	.193
Team Total	65-75	4.21	140	140	4	7	27	49	1215.1	1239	639	569	113	77	451	14	799	7	66	.97	105	1.39	.267


\*left-handed



# CORPUS CHRISTI HOOKS

Affiliate: Houston Astros (2005)

Whataburger Field  
734 E. Port Ave  
Corpus Christi, TX 78401  
Telephone: (361) 561-4665  
Fax: (361) 561-4666  
E-mail: info@cchooks.com  
Website: www.cchooks.com



**LUIS PUJOLS**  
Manager

**PITCHING COACH**  
Stan Boroski

**HITTING COACH**  
John Tamargo, Jr.

**TRAINER**  
Jamey Snodgrass

General Manager.....J.J. Gottsch  
Media Contact.....Matt Hicks  
Radio Announcer.....Matt Hicks  
Station.....KOUL - 103.7 FM

Capacity: 5,314  
Year Opened: 2005

Directions: I-37 South to Bayfront/Shoreline exit, left on Chaparral to East Port Avenue. Turn left at East Port. Stadium is on the right.

## VISITING CLUB HOTEL

Omni Marina Hotel  
707 N. Shoreline Dr.  
Corpus Christi, TX 78401  
(361) 886-3553

## 2007 RECAP (4-8 Overall; 3-3 Home; 1-5 Road)

DATE	H/A	W/L	SCORE	WP	LP
5/25	A	L	4-1	Patton	Motte
5/26	A	L	2-1	Paulino	Garcia
5/27	A	L	8-4	Wigdahl	Ool
6/2	H	W	10-6	Ja. Garcia	Paulino
6/3 (1)	H	L	15-3 (7)	Barthmaier	Ool
6/3 (2)	H	W	6-4 (7)	Motte	Middleton
8/11	H	L	13-5	Miller	Haberer
8/12	H	W	7-6	Sillman	Gervacio
8/13	H	L	6-1	Muecke	Daniels
8/18	A	L	3-2 (13)	Lavigne	Webber
8/19	A	W	17-10	Zuercher	James
8/20	A	L	8-4	Gervacio	Sillman

## 2008 SCHEDULE

DAY	DATE	SITE	TIME	DAY	DATE	SITE	TIME
Sat.	May 24	COR	7:05 p.m.	Sat.	Aug. 9	COR	7:05 p.m.
Sun.	May 25	COR	2:05 p.m.	Sun.	Aug. 10	COR	6:05 p.m.
Mon.	May 26	COR	1:05 p.m.	Mon.	Aug. 11	COR	7:05 p.m.
Sat.	May 31	SPR	6:10 p.m.	Sat.	Aug. 16	SPR	6:10 p.m.
Sun.	June 1	SPR	6:10 p.m.	Sun.	Aug. 17	SPR	6:10 p.m.
Mon.	June 2	SPR	7:10 p.m.	Mon.	Aug. 18	SPR	7:10 p.m.

## 2007 Final Team Roster

PITCHERS	JERSEY #	B	T	HT	WT	BORN
Bogusevic, Brian	--	L	L	6'3"	215	02/18/1984
Fairchild, Thomas	21	R	R	6'2"	200	12/05/1983
Lavigne, Tim		R	R	5'10"	210	07/04/1978
McKeller, Ryan	44	R	R	6'5"	220	07/08/1983
Melendez, German	36	R	R	6'0"	195	09/13/1980
Middleton, Kyle	40	R	R	6'4"	225	06/13/1980
Muecke, Josh	19	L	L	6'3"	195	01/09/1982
Thompson, Ryan	47	R	R	6'4"	220	08/06/1982
Ventura, Ronnie	30	R	R	5'11"	220	07/06/1983

CATCHERS	JERSEY #	B	T	HT	WT	BORN
Goethals, James		R	R	5'11"	195	07/12/1982
Mackor, Jeffrey	26	R	R	6'1"	215	06/17/1980

INFIELDERS	JERSEY #	B	T	HT	WT	BORN
Ash, Jonathan	4	L	R	5'9"	185	09/11/1982
Johnson, Michael	--	L	L	6'3"	225	06/25/1980
Manzella, Tommy	14	R	R	6'2"	190	04/16/1983
Maysonet, Edwin	10	R	R	6'1"	180	10/17/1981
Self, Todd	12	L	R	6'5"	225	11/09/1978
Sutton, Drew	9	S	R	6'3"	185	06/30/1983

OUTFIELDERS	JERSEY #	B	T	HT	WT	BORN
Caraballo, Francisco	33	R	R	6'2"	195	10/21/1983
Flores, Josh	17	R	R	6'0"	200	11/18/1985
Sadler, Ray	25	R	R	6'1"	200	09/19/1980
Torbert, Wallace	-	R	R	6'4"	205	05/01/1983

## SERIES FACTS

Most Runs, Game: By Springfield: 17 (17-10, August 19, 2007 at Whataburger Field)  
By Corpus Christi: 9 (9-3, Apr. 30, 2005 at Hammons Field)

Widest Margin Victory: By Springfield: 7 Runs (17-10, August 19, 2007 at Whataburger Field)  
By Corpus Christi: 12 Runs (15-3, June 3, 2007 at Hammons Field)

Longest Winning Streak: By Springfield: 3 (May 6, 2005 to June 27, 2005)  
By Corpus Christi: 3 (May 25-27, 2007)

Attendance High: At Hammons Field: 8,236, June 29, 2005  
At Whataburger Field: 8,313, April 29, 2006

## Cardinals vs. Hooks Year By Year Results

YEAR	HOME	AWAY	OVERALL	WIN %
2005	4-3	4-3	8-6	.571
2006	4-2	1-6	5-8	.384
2007	3-3	1-5	4-8	.333
Total	11-8	6-14	17-22	.436

2007 INDIVIDUAL BATTING STATISTICS

BATTERS	AVG	G	AB	R	H	2B	3B	HR	RBI	BB	IBB	SO	SB	CS	OBP	SLG	OPS	SF	SAC	HBP	DP	E
Asencio, Miguel	.000	4	6	1	0	0	0	0	0	0	0	3	0	0	.000	.000	.000	0	1	0	0	2
*Ash, Jonathan	.300	79	280	33	84	16	2	3	33	26	2	17	2	3	.374	.404	.777	0	9	7	2	6
Barthmaier, Jimmy	.143	12	7	1	1	0	0	0	1	2	0	4	0	0	.333	.143	.476	0	3	0	1	0
*Bogusevic, Brian	.500	2	2	0	1	0	0	0	0	0	0	0	0	0	.500	.500	1.000	0	0	0	0	0
Caraballo, Francisco	.256	124	390	45	100	27	1	13	57	27	1	110	5	2	.311	.431	.741	3	2	5	6	5
Davidson, Kevin	.170	18	47	6	8	2	0	0	3	5	0	7	2	0	.250	.213	.463	0	1	0	0	0
Douglass, Chance	.000	4	4	1	0	0	0	0	0	1	0	2	0	0	.200	.000	.200	0	1	0	0	0
Fairchild, Thomas	.000	2	2	0	0	0	0	0	0	0	0	1	0	0	.000	.000	.000	0	0	0	0	0
Fernando, Osvaldo	.250	41	92	10	23	5	0	0	3	1	0	13	6	2	.255	.304	.560	1	3	0	3	3
Flores, Josh	.219	60	192	29	42	8	3	2	12	18	1	40	14	0	.284	.323	.607	1	8	0	6	4
Goethals, James	.118	7	17	2	2	0	0	1	3	2	1	4	2	0	.211	.294	.505	0	0	0	2	0
*Gordon, Brian	.167	14	6	0	1	0	0	0	1	0	0	1	0	0	.167	.167	.333	0	0	0	0	1
James, Brad	.000	4	4	0	0	0	0	0	0	1	0	0	0	0	.200	.000	.200	0	0	0	0	2
*Johnson, Michael	.318	22	66	12	21	2	0	4	16	18	1	17	0	1	.459	.530	.989	1	0	0	1	4
*Johnson, Michael	.267	86	266	44	71	15	3	16	51	53	1	90	0	1	.390	.526	.916	2	0	2	3	4
Lavigne, Tim	.000	5	1	0	0	0	0	0	0	0	0	1	0	0	.000	.000	.000	0	0	0	0	0
Mackor, Jeffrey	.219	26	73	9	16	1	0	3	9	6	0	17	0	0	.284	.356	.640	1	0	1	3	4
Manzella, Tommy	.289	64	228	35	66	12	3	1	15	19	0	40	10	2	.343	.382	.724	1	6	0	4	6
Maysonet, Edwin	.271	107	340	35	92	14	2	5	39	17	0	65	5	2	.307	.368	.675	2	11	2	9	15
Melendez, German	.000	18	1	0	0	0	0	0	0	0	0	0	0	0	.000	.000	.000	0	2	0	0	2
Miller, Joshua	.250	8	8	2	2	0	0	0	0	2	0	3	0	0	.400	.250	.650	0	0	0	0	0
*Muecke, Josh	.250	13	12	3	3	1	0	0	2	3	0	1	0	0	.400	.333	.733	0	0	0	0	2
#Patton, Troy	.083	6	12	0	1	0	0	0	0	2	0	0	0	0	.214	.083	.298	0	2	0	0	2
Paulino, Felipe	.111	6	9	0	1	0	0	0	1	0	0	3	0	0	.111	.111	.222	0	2	0	0	5
#Raines, Tim	.244	20	82	15	20	2	1	1	7	7	0	18	4	2	.319	.329	.648	0	1	2	1	0
Sadler, Ray	.253	138	491	72	124	25	2	24	93	53	3	120	13	9	.330	.458	.789	8	1	8	16	3
Santangelo, Lou	.243	58	206	30	50	9	2	5	17	23	0	57	2	0	.317	.379	.696	1	1	0	5	4
*Self, Todd	.294	124	428	72	126	24	1	13	69	71	5	96	4	2	.396	.446	.842	6	0	5	5	9
Sellers, Neil	.282	111	358	49	101	23	1	7	43	19	0	61	0	2	.327	.411	.738	2	1	6	12	8
#Sutton, Drew	.269	128	480	81	129	28	1	9	53	57	3	86	24	5	.351	.388	.738	6	8	7	11	14
Torbert, Wallace	.254	61	224	20	57	12	0	1	23	22	2	59	2	6	.324	.321	.645	0	2	1	3	3
Towles, J.R.	.324	61	216	47	70	12	2	11	49	23	1	35	9	4	.425	.551	.976	0	3	15	2	4
Varnar, Noochie	.287	98	352	34	101	21	3	6	51	30	0	58	3	1	.342	.415	.757	7	0	3	16	1
Ventura, Ronnie	.000	9	10	0	0	0	0	0	0	0	0	3	0	0	.000	.000	.000	0	2	0	0	0
White, Rick	.000	2	1	0	0	0	0	0	0	0	0	0	0	0	.000	.000	.000	0	0	0	0	0
*Wigdahl, Jeff	.000	8	1	0	0	0	0	0	0	0	0	1	0	0	.000	.000	.000	0	0	0	0	0
Team Total	.267	140	4648	644	1242	244	24	109	600	455	20	943	107	43	.338	.400	.738	40	72	62	108	112

\*left-handed #switch-hitter

2007 INDIVIDUAL PITCHING STATISTICS

PITCHERS	W-L	ERA	G	GS	CG	SHO	SV	SVO	IP	H	R	ER	HR	HB	BB	IBB	SO	BK	WP	GO	AODP	WHIP	AVG
Asencio, Miguel	1-3	4.70	10	9	0	0	0	0	44.0	53	24	23	4	6	16	1	27	0	6	3.48	8	1.57	.303
Backe, Brandon	1-0	5.40	1	1	0	0	0	0	5.0	5	3	3	1	0	2	0	4	0	0	.43	0	1.40	.263
Barthmaier, Jimmy	2-9	6.20	24	16	0	0	0	0	90.0	116	73	62	11	5	44	2	73	1	4	1.82	7	1.78	.312
*Bogusevic, Brian	1-1	7.40	6	6	0	0	0	0	24.1	29	21	20	1	2	14	0	17	0	1	.57	2	1.77	.296
Douglass, Chanc	6-2	3.12	12	11	1	1	0	0	80.2	70	31	28	5	5	21	0	65	0	2	1.58	5	1.13	.233
Englebrook, Evan	1-3	9.15	11	0	0	0	0	0	19.2	27	22	20	2	2	18	2	14	0	1	1.82	3	2.29	.329
Fairchild, Thomas	0-1	10.29	2	2	0	0	0	0	7.0	14	8	8	1	0	1	0	4	0	0	1.11	2	2.14	.424
Foli, Daniel	0-0	3.00	3	0	0	0	1	1	6.0	8	2	2	0	1	4	0	5	0	0	1.50	3	2.00	.364
Gervacio, Samuel	3-2	1.99	13	0	0	0	0	1	22.2	15	7	5	1	0	11	2	24	0	1	1.10	2	1.15	.197
Gordon, Brian	5-1	2.88	30	0	0	0	1	2	50.0	44	17	16	3	2	19	6	43	1	0	1.06	3	1.26	.230
James, Brad	1-5	5.17	9	9	0	0	0	0	47.0	53	27	27	2	1	20	0	22	0	5	1.40	4	1.55	.294
Jennings, Jason	0-0	.00	1	1	0	0	0	0	5.0	3	0	0	0	0	1	0	2	0	0	1.17	1	.80	.188
Lavigne, Tim	1-1	3.86	8	0	0	0	0	0	9.1	12	4	4	1	0	3	1	6	0	0	1.50	0	1.61	.343
Lidge, Brad	0-0	.00	1	1	0	0	0	0	1.0	0	0	0	0	0	0	0	0	0	0	.00	0	.00	.000
McKeller, Ryan	0-0	9.00	5	0	0	0	0	0	8.0	13	8	8	0	0	5	1	3	0	1	1.86	0	2.25	.382
Melendez, German	6-5	4.18	44	4	0	0	4	8	79.2	67	39	37	13	1	33	2	69	0	3	.51	4	1.26	.226
Middleton, Kyle	3-2	3.35	44	0	0	0	23	28	51.0	46	23	19	4	2	18	3	44	0	3	.69	6	1.25	.238
Miller, Joshua	4-4	3.48	25	10	0	0	3	3	98.1	99	46	38	12	4	18	0	61	0	0	1.03	11	1.19	.261
*Muecke, Josh	9-5	3.90	32	16	1	0	0	0	131.2	133	60	57	18	5	45	0	78	1	2	1.05	12	1.35	.263
*Patton, Troy	6-6	2.99	16	16	0	0	0	0	102.1	96	38	34	10	9	33	1	69	0	2	1.22	11	1.26	.247
Paulino, Felipe	6-9	3.62	22	21	0	0	0	0	112.0	103	55	45	6	3	49	0	110	1	7	.74	8	1.36	.238
Phelps, Travis	0-0	16.20	5	0	0	0	0	0	5.0	11	9	9	1	0	5	2	7	0	1	.60	0	3.20	.440
*Soto, Enyelbert	1-0	10.00	6	0	0	0	0	1	9.0	16	12	10	2	2	13	0	9	0	2	1.83	0	3.22	.372
Stiehl, Robert	0-0	7.47	10	0	0	0	0	0	15.2	19	14	13	1	0	11	1	10	0	3	1.31	2	1.91	.306
Thompson, Ryan	4-3	3.81	38	0	0	0	3	6	54.1	52	23	23	13	0	9	1	53	0	0	.50	2	1.12	.246
Ventura, Ronnie	4-9	5.65	21	15	2	2	0	0	92.1	99	63	58	8	3	32	0	63	1	5	.62	3	1.42	.273
White, Rick	0-0	3.00	2	2	0	0	0	0	3.0	3	1	1	0	0	0	0	3	0	0	2.00	0	1.00	.250
*Wigdahl, Jeff	2-2	5.54	22	0	0	0	0	1	37.1	44	29	23	5	3	22	3	40	0	2	1.15	1	1.77	.293
Team Total	67-73	4.41	140	140	4	10	35	51	1211.1	1250	659	593	125	56	467	28	925	5	51	.95	100	1.42	.266

\*left-handed

FRONT OFFICE  
2007 CARDINALS  
2006 REVIEW  
HISTORY  
MINOR LEAGUES  
TEXAS LEAGUE  
MISC.

FRONT OFFICE  
2007 CARDINALS  
2006 REVIEW  
HISTORY  
MINOR LEAGUES  
MISC.

# FRISCO ROUGHRIDERS

Affiliate: Texas Rangers (2003)

Dr. Pepper Ballpark  
7300 RoughRiders Trail  
Frisco, TX 75034  
Telephone: (972) 731-9200  
Fax: (972) 731-5355  
E-mail: info@ridersbaseball.com  
Website: www.ridersbaseball.com



SCOTT LITTLE  
Manager

PITCHING COACH  
Terry Clark

HITTING COACH  
Scott Coolbaugh

TRAINER  
Jason Roberts

General Manager ..... Scott Sonju  
Media Contact..... Brian SanFilippo  
Radio Announcer..... Scott Garner  
Station..... The Ticket-1700 AM

Capacity: 8,600

Year Opened: 2003

Directions: The ballpark is at the northeast corner of Dallas North Tollway and State Highway 121.

## VISITING CLUB HOTEL

ExtendedStay Deluxe Plano/Legacy Area  
2900 North Dallas Tollway  
Plano, TX 75093  
(972) 712-7200

## 2007 RECAP (6-6 Overall; 3-3 Home; 3-3 Road)

DATE	H/A	W/L	SCORE	WP	LP
4/8	A	L	4-1	Mendoza	Boggs
4/9	A	W	6-2	Ja. Garcia	Kometani
4/10	A	W	11-9	Stitt	Knippschild
4/15	H	L	17-8	Williams	Boggs
4/16	H	L	7-4	Kometani	Ja. Garcia
4/17	H	L	5-2	Hurley	Lambert
6/30	A	W	5-2	Boggs	Mathis
7/1	A	L	8-2	Mendoza	Ja. Garcia
7/2	A	L	8-3	Volquez	Rauschenberger
7/7	H	W	3-0	Ja. Garcia	Volquez
7/8	H	W	5-1	Rauschenberger	Chenard
7/9	H	W	8-3	Haberer	Galarraga

## 2008 SCHEDULE

DAY	DATE	SITE	TIME	DAY	DATE	SITE	TIME
Thur.	Apr. 3	SPR	7:10 p.m.	Thur.	June 26	SPR	7:10 p.m.
Fri.	Apr. 4	SPR	7:10 p.m.	Fri.	June 27	SPR	7:10 p.m.
Sat.	Apr. 5	SPR	2:10 p.m.	Sat.	June 28	SPR	6:10 p.m.
Thur.	Apr. 10	FRI	7:00 p.m.	Thur.	July 3	FRI	7:00 p.m.
Fri.	Apr. 11	FRI	7:00 p.m.	Fri.	July 4	FRI	7:00 p.m.
Sat.	Apr. 12	FRI	7:00 p.m.	Sat.	July 5	FRI	7:00 p.m.

## 2007 Final Team Roster

PITCHERS	JERSEY #	B	T	HT	WT	BORN
Batista, Kendy	26	R	R	6'2"	165	07/05/1981
Chenard, Ken	27	R	R	6'3"	195	08/30/1978
Garr, Brennan	18	R	R	6'2"	190	02/22/1984
Ingram, Jesse	19	R	R	6'1"	200	04/27/1982
Kometani, Paul	22	R	R	6'4"	205	12/24/1982
Mathis, Douglas	36	R	R	6'3"	220	06/07/1983
Puffer, Brandon	44	R	R	6'3"	190	10/05/1975
Rice, Scott	43	L	L	6'6"	220	09/21/1981
Schlact, Michael	35	R	R	6'7"	205	12/09/1985
Shoemaker, Scott	41	R	R	6'4"	210	09/21/1981
Vasquez, Jorge	38	R	R	6'1"	215	07/16/1978

CATCHERS	JERSEY #	B	T	HT	WT	BORN
Richardson, Kevin	33	R	R	6'3"	230	9/12/1980
Teagarden, Taylor	30	R	R	6'1"	200	12/21/1983

INFIELDERS	JERSEY #	B	T	HT	WT	BORN
Benjamin, Casey	17	R	R	6'2"	190	08/01/1980
Berkery, Thomas	20	R	R	6'1"	180	09/29/1982
Davis, Chris	21	L	R	6'4"	235	03/17/1986
Duran, German	4	R	R	5'10"	185	08/03/1984
Frostad, Emerson	9	L	R	6'1"	210	01/13/1983
Furtado, Micah	14	R	R	5'7"	170	06/09/1982

OUTFIELDERS	JERSEY #	B	T	HT	WT	BORN
Grayson, Luke	19	R	R	5'10"	199	07/28/1982
Mayberry, John	29	S	R	6'6"	230	12/21/1983
Murphy, Steven	26	R	R	6'2"	210	04/22/1984
Webster, Anthony	2	R	R	6'0"	197	04/10/1983

## SERIES FACTS

Most Runs, Game: By Springfield: 15 (15-1, Aug. 10, 2005 at Dr. Pepper Ballpark)  
By Frisco: 17 (17-9, April 15, 2007 at Hammons Field)

Widest Margin Victory: By Springfield: 14 Runs (15-1, Aug. 10, 2005 at Dr. Pepper)  
By Frisco: 8 Runs (17-9, April 15, 2007 at Hammons Field)

Longest Winning Streak: By Springfield: 3\* (July 7-9, 2007)  
By Frisco: 3\* (April 15-17, 2007)

Attendance High: At Hammons Field: 8,614, August 11, 2006  
At Dr. Pepper Ballpark: 10,410, June 30, 2007

\*occured more than once

## Cardinals vs. RoughRiders Year By Year Results

YEAR	HOME	AWAY	OVERALL	WIN %
2005	6-1	3-4	9-5	.692
2006	4-3	2-5	6-8	.750
2007	3-3	3-3	6-6	.500
Total	13-7	8-12	18-16	.529

### 2007 INDIVIDUAL BATTING STATISTICS

BATTERS	AVG	G	AB	R	H	2B	3B	HR	RBI	BB	IBB	SO	SB	CS	OBP	SLG	OPS	SF	SAC	HBP	DP	E
*Benjamin, Casey	.243	131	469	73	114	25	5	10	54	72	2	72	8	1	.346	.382	.728	2	12	3	10	18
Berkery, Thomas	.167	7	24	1	4	0	0	0	1	1	0	6	0	0	.192	.167	.359	1	1	0	0	1
Blalock, Jake	.170	16	47	3	8	1	1	0	9	4	0	11	0	0	.241	.234	.475	2	0	1	2	0
#Boggs, Brandon	.266	104	354	69	94	21	4	19	55	70	5	103	10	4	.385	.508	.893	4	0	1	3	3
*Catalanotto, Frank	.000	1	4	1	0	0	0	0	0	1	0	2	0	0	.200	.000	.200	0	0	0	0	0
*Davis, Chris	.294	30	109	21	32	7	0	12	25	13	1	27	0	0	.371	.688	1.059	1	0	1	0	7
Do3novan, Todd	.254	16	63	11	16	1	2	0	5	9	0	10	6	3	.356	.333	.689	0	0	1	1	1
Duran, German	.300	130	480	81	144	32	5	22	84	34	0	77	11	2	.352	.525	.877	4	4	7	13	17
*Fasano, Jim	.284	69	236	27	67	14	1	9	39	18	5	38	0	0	.332	.466	.798	4	1	1	5	3
Fox, Adam	.277	80	274	38	76	12	3	6	28	19	0	54	5	4	.333	.409	.742	2	5	5	8	8
*Frostad, Emerson	.241	90	307	39	74	13	1	13	44	33	2	83	3	1	.320	.417	.737	3	0	4	5	12
*Furtado, Micah	.484	10	31	5	15	3	0	1	5	2	0	1	1	1	.529	.677	1.207	0	0	1	1	0
Hairston Jr., Jerry	.167	3	12	2	2	1	0	1	2	0	0	3	0	0	.167	.500	.667	0	0	0	0	0
Harrison, Ben	.160	8	25	3	4	0	0	1	1	4	0	8	0	0	.300	.280	.580	0	0	1	0	1
Mahar, Kevin	.242	25	91	14	22	2	1	3	14	11	0	23	3	0	.361	.385	.746	0	0	6	2	0
Manriquez, Salomon	.275	71	247	34	68	12	0	16	53	25	0	56	0	1	.341	.518	.859	3	0	1	7	7
Mayberry, John	.241	69	245	35	59	10	0	14	38	20	0	62	7	1	.307	.453	.760	1	1	4	6	2
Metcalf, Travis	.280	55	200	38	56	18	0	7	34	21	2	44	2	1	.345	.475	.820	4	0	1	3	5
*Murphy, Steven	.277	130	488	70	135	33	3	11	66	28	0	103	5	4	.319	.424	.743	6	2	5	8	4
Richardson, Kevin	.222	91	320	42	71	8	0	14	45	25	0	85	0	2	.294	.378	.672	1	3	8	10	4
Roth, Tony	.139	22	36	5	5	2	0	0	1	3	0	9	0	0	.205	.194	.400	0	0	0	0	2
Teagarden, Taylor	.294	29	102	19	30	3	0	7	16	10	0	39	0	0	.357	.529	.886	2	0	1	1	0
Teixeira, Mark	.000	1	2	0	0	0	0	0	0	2	0	0	0	0	.500	.000	.500	0	0	0	0	0
*Webster, Anthony	.277	105	411	66	114	25	3	8	39	21	1	55	30	11	.320	.411	.731	3	3	6	9	3
West, Kevin	.297	11	37	5	11	1	0	2	6	4	0	8	0	0	.372	.486	.859	1	0	1	1	1
*Wilkerson, Brad	.200	3	10	3	2	1	0	0	0	4	0	1	0	0	.429	.300	.729	0	0	0	1	0
<b>Team Total</b>	.264	140	4624	705	1223	245	29	176	664	454	18	980	91	36	.335	.444	.779	44	32	59	96	104

\*left-handed #switch-hitter

### 2007 INDIVIDUAL PITCHING STATISTICS


PITCHERS	W-L	ERA	G	GS	CG	SHO	SV	SVO	IP	H	R	ER	HR	HB	BB	IBB	SO	BK	WP	GO/AO	DP	WHIP	AVG
Baker, Chris	0-2	4.61	3	3	0	0	0	0	13.2	10	7	7	3	1	6	0	9	0	0	0.41	0	1.17	.200
Batista, Kendy	0-1	7.20	1	1	0	0	0	0	5	5	5	4	0	0	3	0	5	0	1	3.50	1	1.60	.278
Bumstead, Michael	1-0	8.10	6	0	0	0	1	1	6.2	6	6	6	0	1	4	0	8	0	1	1.17	1	1.50	.240
Chenard, Ken	3-6	6.42	34	8	0	0	2	3	68.2	78	50	49	10	7	44	0	90	2	11	0.92	3	1.78	.283
Farnum, Matt	3-2	4.50	15	0	0	0	0	0	20	18	11	10	1	1	12	2	15	0	2	0.88	2	1.50	.247
Fox, Adam	0-0	0.00	1	0	0	0	0	0	1	0	0	0	0	0	0	0	0	0	0	0.50	0	0.00	.000
Frostad, Emerson	0-0	9.00	2	0	0	0	0	0	2	2	2	2	1	0	0	0	0	0	0	0.50	0	1.00	.250
Gagne, Eric	0-1	3.38	3	2	0	0	0	0	2.2	2	1	1	1	0	1	0	3	0	0	0.25	0	1.13	.200
Galarraga, Armando	9-6	4.02	23	22	2	2	0	0	127.2	122	58	57	14	12	47	0	114	0	4	1.15	12	1.32	.255
Garr, Brennan	0-0	2.57	6	0	0	0	0	0	7	8	4	2	0	1	10	0	5	0	2	0.78	0	2.57	.267
Herrera, Danny	5-2	3.78	34	0	0	0	0	4	52.1	43	24	22	3	3	20	1	64	0	2	1.89	12	1.20	.232
Hurley, Eric	7-2	3.25	15	14	1	1	0	0	88.2	71	39	32	13	4	27	0	76	1	2	0.74	3	1.11	.219
Ingram, Jesse	3-1	4.21	56	0	0	0	26	27	62	43	31	29	10	3	28	0	70	1	3	1.33	5	1.15	.191
*Knippschild, Ryan	0-1	3.38	1	0	0	0	0	0	2.2	4	2	1	0	0	2	1	1	0	0	0.17	0	2.25	.308
Kometani, Paul	3-4	4.27	39	6	0	0	8	9	78	82	41	37	3	9	29	2	70	0	4	0.80	1	1.42	.268
Loe, Kameron	0-0	6.00	1	1	0	0	0	0	3	1	3	2	0	0	5	0	1	0	0	3.50	1	2.00	.100
*Mahay, Ron	0-0	0.00	3	0	0	0	0	0	4.2	5	2	0	0	0	1	0	4	0	0	3.00	2	1.29	.263
Mathis, Douglas	11-7	3.76	22	22	1	1	0	0	131.2	140	59	55	7	5	40	0	92	0	3	2.08	13	1.37	.276
Mendoza, Luis	15-4	3.93	26	25	3	1	0	0	148.2	145	75	65	11	10	48	0	93	1	10	1.09	14	1.30	.255
Millwood, Kevin	0-0	0.00	1	1	0	0	0	0	5	1	0	0	0	0	1	0	3	0	0	1.40	0	0.40	.063
Padilla, Vicente	0-1	5.73	5	5	0	0	0	0	11	11	7	7	1	0	8	0	11	0	1	1.63	0	1.73	.262
Puffer, Brandon	3-3	3.20	51	0	0	0	1	3	64.2	61	27	23	6	3	21	0	48	0	2	1.14	4	1.27	.245
*Rice, Scott	0-0	0.00	1	0	0	0	0	0	2	4	0	0	0	0	0	0	0	0	0	4.00	0	2.00	.444
Rowe, Steven	0-0	2.61	4	2	0	0	0	0	10.1	6	3	3	0	2	2	0	5	0	1	1.89	1	0.77	.167
Schiact, Michael	3-3	5.08	6	6	1	0	0	0	33.2	36	20	19	6	3	8	0	23	0	2	1.47	2	1.31	.267
Shoemaker, Scott	6-2	4.27	20	9	0	0	0	0	78	71	38	37	12	1	32	0	47	0	3	0.53	5	1.32	.245
Touchet, Danny	0-0	3.86	4	0	0	0	0	1	4.2	8	3	2	0	0	2	0	2	0	0	1.20	0	2.14	.364
Vasquez, Jorge	2-3	4.20	27	1	0	0	0	1	45	36	25	21	6	4	32	3	57	1	4	0.90	3	1.51	.218
Volquez, Edinson	8-1	3.55	11	11	0	0	0	0	58.1	46	23	23	9	2	19	0	62	0	1	1.11	4	1.11	.212
*White, Bill	2-0	4.44	43	0	0	0	2	4	48.2	48	26	24	4	7	26	0	64	1	7	1.33	3	1.52	.253
*Williams, Randy	1-1	7.89	16	0	0	0	1	3	21.2	32	20	19	5	2	7	0	12	0	2	2.73	3	1.80	.348
Wright, Jamey	0-0	4.50	1	1	0	0	0	0	4	6	2	2	0	0	0	0	2	0	0	2.67	1	1.50	.353
<b>Team Total</b>	85-55	4.15	140	140	8	14	41	56	1213	1151	614	560	126	81	485	9	1056	7	68	1.05	96	1.35	.250

\*left-handed

# MIDLAND ROCKHOUNDS

Affiliate: Oakland Athletics (1999)

Citibank Ballpark  
 5514 N. Champion Dr.  
 Midland, TX 79706  
 Telephone: (432) 520-2255  
 Fax: (432) 520-8326  
 E-mail: rockhounds@nwol.net  
 Website: www.midlandrockhounds.org



WEBSTER GARRISON  
Manager

PITCHING COACH  
Scott Emerson

HITTING COACH  
Casey Myers

TRAINER  
Javier Alvidrez

General Manager.....Monty Hoppel  
 Media Contact.....Bob Hards  
 Radio Announcer.....Bob Hards  
 Station.....KCRS 550 AM

Capacity: 4,669  
 Year Opened: 2002  
 Directions: Corner of Loop 250 and Highway 191.

### VISITING CLUB HOTEL

Clarion Hotel and Suites  
 4300 W. Highway 80  
 Midland, TX 79703  
 (432) 697-3181

### 2007 RECAP (6-3 Overall; 3-1 Home; 3-2 Road)

DATE	H/A	W/L	SCORE	WP	LP
4/5	A	L	7-1	Braden	Rauschenberger
4/6	A	L	4-3 (10)	Sharpe	Jo. Garcia
4/12	H	L	4-2	Shipman	Castellanos
6/27	A	W	6-3	Rauschenberger	Peterson
6/28	A	W	13-2	Haberer	Ramirez
6/29	A	W	4-0	Daniels	Fritz
7/4	H	W	10-2	Haberer	Ramirez
7/5	H	W	4-1	Daniels	Fritz
7/6	H	W	9-2	Boggs	Ramos

### 2008 SCHEDULE

DAY	DATE	SITE	TIME	DAY	DATE	SITE	TIME
Sun.	Apr. 6	SPR	6:10 p.m.	Sun.	June 29	SPR	6:10 p.m.
Mon	Apr. 7	SPR	7:10 p.m.	Mon	June 30	SPR	7:10 p.m.
Tues.	Apr. 8	SPR	12:10 p.m.	Tues.	July 1	SPR	7:10 p.m.
Sun.	Apr. 13	MID	4:00 p.m.	Sun.	July 6	MID	6:00 p.m.
Mon.	Apr. 14	MID	6:30 p.m.	Mon.	July 7	MID	7:00 p.m.
Tues.	Apr. 15	MID	6:30 p.m.	Tues.	July 8	MID	7:00 p.m.

## 2007 FINAL ROSTER

PITCHERS	JERSEY #	B	T	HT	WT	BORN
Borrell, Danny	20	L	L	6'3"	200	01/24/1979
Bumatay, Mike	21	L	L	6'0"	170	10/09/1979
Deaton, Kevin	45	R	R	6'4"	265	08/07/1981
Foley, Travis	40	R	R	6'0"	205	03/11/1983
Glushon, Jason	26	R	R	6'2"	195	05/26/1985
Kilby, Brad	47	L	L	6'2"	225	02/19/1983
Peterson, Trent	41	R	L	6'1"	180	11/16/1981
Shafer, David		R	R	6'2"	190	03/07/1982
Sharpe, Steven	29	R	R	6'1"	195	07/20/1981
Shipman, Andy	46	R	R	6'3"	185	12/10/1981
Simmons, James		R	R	6'3"	205	09/29/1986

CATCHERS	JERSEY #	B	T	HT	WT	BORN
Castillo, David	50	R	R	5'9"	185	9/15/1981
Myers, Casey	22	R	R	5'10"	209	10/23/1978
Recker, Anthony	31	R	R	6'2"	225	08/29/1983

INFIELDERS	JERSEY #	B	T	HT	WT	BORN
Baisley, Jeff	43	R	R	6'3"	210	12/19/1982
Pennington, Cliff	7	S	R	5'11"	185	06/15/1984
Sellers, Justin	29	R	R	5'10"	160	02/01/1986
Snyder, Brian	15	R	R	6'0"	195	03/17/1982
Spanos, Vasili	35	R	R	6'1"	225	02/25/1981

OUTFIELDERS	JERSEY #	B	T	HT	WT	BORN
Faison, Vince	5	L	R	5'11"	195	01/22/1981
Leslie, Myron	32	S	R	6'3"	220	05/02/1982

### SERIES FACTS

Most Runs, Game:	By Springfield: 13 (13-2, June 28, 2007 at First American Bank Ballpark) By Midland: 17 (17-3, Aug. 12, 2005 at Hammons Field)
Widest Margin Victory:	By Springfield: 9 Runs (13-2, June 28, 2007 at First American Bank Ballpark) By Midland: 14 Runs (17-3, Aug. 12, 2005 at Hammons Field)
Longest Winning Streak:	By Springfield: 6 (last was June 27, 2007 to July 6, 2007) By Midland: 6 (May 31- Aug. 21, 2006)
Attendance High:	At Hammons Field: 8,719, July 4, 2007 At First American Bank Ballpark: 4,949, Aug. 20, 2005

### Cardinals vs. RockHounds Year By Year Results

YEAR	HOME	AWAY	OVERALL	WIN %
2005	5-2	3-4	8-6	.571
2006	3-4	1-6	4-10	.285
2007	3-1	3-2	6-3	.667
Total	11-7	7-12	18-19	.486

2007 INDIVIDUAL BATTING STATISTICS

BATTERS	AVG	G	AB	R	H	2B	3B	HR	RBI	BB	IBB	SO	SB	CS	OBP	SLG	OPS	SF	SAC	HBP	DP	E
* Appert, Luke	.276	79	275	36	76	17	1	5	45	48	0	49	1	0	.384	.400	.784	6	3	4	5	2
Baisley, Jeff	.257	101	404	60	104	22	3	11	46	29	1	84	4	1	.308	.408	.716	6	0	3	5	15
Blasi, Nicholas	.393	7	28	3	11	1	0	0	2	1	0	6	0	0	.414	.429	.842	0	0	0	0	0
Castillo, David	.135	14	37	4	5	2	0	0	0	5	0	11	0	0	.256	.189	.445	0	1	1	0	2
* Colamarino, Brant	.241	101	361	40	87	22	0	9	44	32	0	78	1	1	.319	.377	.696	1	1	10	7	8
* Cornejo, Eduardo	.286	59	196	22	56	11	0	2	26	17	3	22	3	2	.346	.372	.718	0	3	1	5	10
Everidge, Tommy	.361	10	36	7	13	4	0	0	4	2	0	5	0	0	.395	.472	.867	0	0	0	1	0
* Faison, Vince	.227	99	348	36	79	18	9	5	46	23	0	83	11	3	.280	.374	.654	1	9	3	4	4
Herrera, Javier	.254	20	71	13	18	5	0	3	13	4	0	13	1	0	.316	.451	.767	1	0	3	2	1
# Leslie, Myron	.288	108	386	53	111	28	1	5	47	64	1	75	1	1	.386	.404	.790	3	1	0	14	8
Myers, Casey	.303	35	122	21	37	3	1	3	13	15	1	18	0	0	.387	.418	.805	2	2	3	5	2
# Pennington, Cliff	.251	70	271	41	68	13	2	2	21	38	0	35	8	2	.343	.336	.679	2	2	1	5	14
* Perry, Jason	.256	21	78	15	20	7	0	5	17	11	0	20	0	0	.389	.538	.928	0	0	6	2	1
Petit, Gregorio	.306	66	268	33	82	14	0	4	31	25	0	44	9	3	.386	.403	.769	1	4	1	5	9
# Powell, Landon	.292	60	219	46	64	9	2	11	39	36	1	40	1	0	.391	.502	.893	1	0	0	7	3
* Putnam, Danny	.327	13	52	9	17	7	1	2	15	5	0	4	1	2	.386	.615	1.001	0	0	0	2	0
Recker, Anthony	.204	58	201	16	41	12	0	4	20	17	0	63	0	1	.269	.323	.593	0	0	1	8	11
* Robnett, Richie	.267	120	490	73	131	39	2	18	74	34	3	130	4	3	.316	.465	.782	4	0	3	12	5
Sellers, Justin	.156	14	45	2	7	1	0	0	3	3	0	10	2	0	.224	.178	.402	0	2	1	1	1
Snyder, Brian	.254	111	370	63	94	31	1	8	48	75	0	100	1	1	.379	.408	.787	4	2	2	14	15
Spanos, Vasili	.276	100	392	51	108	25	3	10	52	17	3	69	4	2	.326	.431	.757	1	0	13	18	1
Team Total	.264	137	4650	644	1229	291	26	107	606	501	13	959	52	22	.341	.407	.748	33	30	56	122	126

\*left-handed #switch-hitter

2007 INDIVIDUAL PITCHING STATISTICS


PITCHERS	W-L	ERA	G	GS	CG	SHO	SV	SVO	IP	H	R	ER	HR	HB	BB	IBB	SO	BK	WP	GO/AO	DP	WHIP	AVG
Alliston, Josh	0-0	.15	2	0	0	0	0	0	3.0	7	5	5	1	1	1	0	1	0	0	.075	0	2.67	.467
* Blevins, Jerry	1-3	3.32	17	0	0	0	1	1	21.2	18	10	8	2	0	5	1	29	0	2	.088	1	1.06	.234
* Bondurant, Steven	1-1	3.86	11	0	0	0	0	0	14.0	12	5	6	2	2	8	0	9	0	1	.045	1	1.43	.240
* Borrell, Danny	3-3	2.8	19	9	0	0	0	1	64.1	43	22	20	8	2	27	0	73	0	1	.056	1	1.09	.185
* Braden, Dallas	1-0	2.25	2	2	0	0	0	0	12.0	5	3	3	2	0	3	0	13	0	0	1.09	1	0.67	.128
* Bumatay, Mike	3-1	5.54	27	0	0	0	1	1	26.0	28	20	16	4	3	22	0	31	0	0	1.63	4	1.92	.286
Coleman, Jeffrey	0-2	.9	5	0	0	0	0	1	6.0	11	10	6	2	0	3	0	4	0	0	1.60	0	2.33	.367
* Cramer, Bobby	5-1	1.89	12	7	0	0	0	0	52.1	45	17	11	3	1	10	0	50	0	5	1.84	2	1.05	.225
Deaton, Kevin	0-4	6.92	6	6	0	0	0	0	34.1	42	26	26	6	0	13	0	22	0	3	1.30	4	1.60	.307
Denham, Dan	1-1	4.86	12	0	0	0	0	0	16.2	21	11	9	3	0	7	0	1	0	0	1.95	2	1.68	.309
Faison, Vince	0-0	.9	1	0	0	0	0	0	2.0	0	2	2	0	1	2	0	0	0	0	0.20	0	1.00	.000
Flannery, Mike	0-1	6.59	12	0	0	0	0	1	13.2	13	12	10	1	0	15	1	12	0	2	1.00	3	2.05	.250
Foley, Travis	4-1	4.14	39	0	0	0	4	8	45.2	42	22	21	3	0	16	1	44	0	1	1.00	1	1.27	.240
Fritz, Benjamin	11-11	5.67	28	28	0	0	0	0	149.1	173	99	94	8	14	68	0	88	1	6	1.02	12	1.61	.299
Glushon, Jason	0-1	.3	2	1	0	0	0	0	6.0	8	4	2	1	0	1	0	9	0	0	8.00	0	1.50	.308
Gray, Jeff	2-0	0	8	0	0	0	3	4	12.1	7	1	0	0	1	2	0	12	0	0	5.00	1	0.73	.175
* Kilby, Brad	3-3	2.88	47	0	0	0	0	0	65.2	53	24	21	6	2	22	1	69	1	1	.091	7	1.29	.258
Knox, Brad	1-0	2.19	4	4	0	0	0	0	24.2	18	6	6	1	2	6	0	13	0	1	1.10	1	0.97	.202
Kohn, Shawn	0-4	3.23	23	1	0	0	0	0	39.0	25	14	14	4	2	15	3	44	0	0	.063	2	1.03	.180
Leslie, Myron	0-0	0	1	0	0	0	0	0	2.0	2	0	0	0	0	1	0	0	0	0	0.20	0	1.50	.250
Madsen, Michael	5-2	2.76	11	11	1	0	0	0	65.1	51	21	20	2	3	26	0	59	0	1	.081	5	1.18	.223
* Meaux, Ryan	0-1	11.25	6	0	0	0	0	1	8.0	14	10	10	2	1	3	0	7	0	2	.023	0	2.13	.389
* Meaux, Ryan	0-1	9.26	10	0	0	0	0	1	11.2	18	12	12	2	2	3	0	9	0	2	.056	0	1.90	.353
* Meyer, Dan	0-0	6.75	1	1	0	0	0	0	4.0	5	3	3	2	0	4	0	2	0	1	3.50	1	2.25	.357
* Peterson, Trent	3-6	4.56	13	13	1	0	0	0	75.0	80	45	38	6	3	32	0	39	0	5	.065	4	1.49	.272
Ramirez, Luis	4-6	5.21	13	13	0	0	0	0	67.1	68	39	39	6	2	23	0	50	1	2	.099	4	1.35	.260
* Ramos, Mario	1-2	5.32	15	7	0	0	1	1	45.2	58	30	27	4	5	13	0	36	0	0	.081	3	1.55	.305
Rogers, Michael	2-0	7.3	11	2	0	0	0	0	24.2	29	20	20	5	2	23	0	13	0	1	.069	4	2.11	.319
Shafer, David	0-0	2.28	24	0	0	0	8	10	23.2	19	6	6	1	0	8	1	21	0	2	.079	0	1.14	.213
Sharpe, Steven	3-1	2.89	26	0	0	0	9	11	28.0	28	10	9	3	0	6	0	14	0	1	1.19	1	1.21	.252
Shipman, Andy	4-7	5.81	28	18	0	0	0	0	117.2	144	82	76	11	3	47	2	90	0	5	1.23	11	1.62	.306
Simmons, James	0-0	3.94	13	2	0	0	0	0	29.2	36	16	13	2	1	8	1	23	0	0	1.32	2	1.48	.308
Snyder, Brian	0-1	.27	1	0	0	0	0	0	0.1	2	1	1	0	0	0	0	0	0	0	0.00	0	6.00	.967
Tadano, Kazuhito	3-2	4.14	7	7	0	0	0	0	41.1	42	20	19	7	1	6	0	49	0	2	-.078	1	1.16	.259
Thomas, Adam	2-1	6.31	12	0	0	0	0	1	17.1	21	19	16	2	2	8	1	5	0	0	2.38	2	1.67	.300
Webb, Ryan	0-4	9.12	5	5	0	0	0	0	25.2	34	27	26	10	0	10	0	16	0	1	1.00	1	1.71	.324
Ziegler, Brad	4-0	1.14	15	0	0	0	1	1	23.2	19	6	3	0	0	4	0	18	0	0	2.31	2	0.97	.218
Team Total	67-70	4.5	137	137	2	5	28	42	1208.0	1233	670	604	120	54	468	12	986	3	47	0.93	84	1.41	.266

\*left-handed

# NORTHWEST ARKANSAS NATURALS

Affiliate: Kansas City Royals (2008)

Arvest Ballpark  
Watkins Ave and S 56th St  
Springdale, AR 72762  
Telephone: (479) 927-4900  
Fax: (479) 756-8088  
E-mail: naturals@nwanaturals.com  
Website: www.nwanaturals.com



**BRIAN POLDBERG**  
Manager

**PITCHING COACH**  
Larry Carter

**HITTING COACH**  
Tommy Gregg

**TRAINER**  
Chris DeLucia

General Manager.....Eric Edelstein  
Media Contact.....Frank Novak  
Radio Announcer.....Steven Davis  
Station .....KURM AM790

Capacity: 6,500  
Year Opened: 2008  
Directions: I-35 to US 54 West, North on Senaca, East on Maple.

## VISITING CLUB HOTEL

Hampton Inn  
1700 S. 48th  
Springdale, AR 72762  
(479) 756-3500

## 2007 RECAP (17-15 Overall; 8-8 Home; 9-7 Road)

DATE	H/A	W/L	SCORE	WP	LP	DATE	H/A	W/L	SCORE	WP	LP
4/23	H	L	6-1	Connolly	Lambert	7/11	A	L	5-2	Atencio	Daniels
4/25	H	W	4-3	Perez	Buckner	7/12	A	W	6-3	Boggs	de la Vera
4/26	H	W	6-2	Ool	Hughes	7/13	A	W	13-2	Ja. Garcia	Christensen
5/2	A	L	15-10	DeHoyos	Scherer	7/14	A	L	8-2	Hughes	Rauschenberger
5/3 (1)	A	W	7-5 (7)	Rauschenberger	Hochevar	7/19	H	W	1-0	McClellan	Cromer
5/3 (2)	A	L	6-5 (7)	Cedeno	Scherer	7/20	H	W	5-1	Haberer	Mattox
5/4	A	L	4-3 (11)	Cedeno	Cooper	7/21	H	W	8-4	Daniels	Atencio
5/9	H	L	5-3	Rosa	Ja. Garcia	7/22	H	L	8-1	Rosa	Boggs
5/10	H	L	6-1	Hughes	Jo. Garcia	7/26	A	W	8-4	Haberer	Mattox
5/11	H	W	8-6	Ool	Cromer	7/27	A	W	9-8 (11)	Zuercher	de la Vera
5/12 (1)	H	L	5-3 (7)	Christensen	Boggs	7/28	A	L	8-7	Plummer	Motte
5/22 (2)	H	L	5-4 (7)	Plummer	Haberer	7/29	A	L	1-0 (6)	Christensen	Walters
6/13	A	W	2-0	Haberer	Christensen	8/28	H	W	5-4	Rauschenberger	Christensen
6/14	A	W	11-2	Ool	Hochevar	8/29	H	L	9-5	Hughes	Daniels
6/15	A	W	7-3	Boggs	Rosa	8/30	H	W	8-0	Boggs	Connolly
6/16	A	W	6-5	Zuercher	Atencio	8/31	H	L	2-0	DeHoyos	Walters

## 2008 SCHEDULE

DAY	DATE	SITE	TIME	DAY	DATE	SITE	TIME
Mon.	Apr. 21	NWA	7:00 p.m.	Thur.	July 10	SPR	7:10 p.m.
Tues.	Apr. 22	NWA	7:00 p.m.	Fri.	July 11	SPR	7:10 p.m.
Wed.	Apr. 23	NWA	7:00 p.m.	Sat.	July 12	SPR	6:10 p.m.
Thur.	Apr. 24	NWA	7:00 p.m.	Sun.	July 13	SPR	6:10 p.m.
Tues.	Apr. 29	SPR	7:10 p.m.	Fri.	July 18	SPR	7:10 p.m.
Wed.	Apr. 30	SPR	12:10 p.m.	Sat.	July 19	SPR	7:10 p.m.
Thur.	May 1	SPR	7:10 p.m.	Sun.	July 20	SPR	6:10 p.m.
Fri.	May 2	SPR	7:00 p.m.	Mon.	July 21	SPR	6:10 p.m.
Wed.	May 7	NWA	7:00 p.m.	Fri.	July 25	NWA	7:30 p.m.
Thur.	May 8	NWA	7:00 p.m.	Sat.	July 26	NWA	7:00 p.m.
Fri.	May 9	NWA	7:30 p.m.	Sun.	July 27	NWA	4:00 p.m.
Sat.	May 10	NWA	6:00 p.m.	Mon.	July 28	NWA	7:00 p.m.
Thur.	June 12	SPR	7:10 p.m.	Tues.	Aug. 19	NWA	7:00 p.m.
Fri.	June 13	SPR	7:10 p.m.	Wed.	Aug. 20	NWA	7:00 p.m.
Sat.	June 14	SPR	6:10 p.m.	Thur.	Aug. 21	NWA	7:00 p.m.
Sun.	June 15	SPR	6:10 p.m.	Fri.	Aug. 22	NWA	7:30 p.m.

## 2007 FINAL ROSTER

PITCHERS	JERSEY #	B	T	HT	WT	BORN
Barnes, Justin	15	R	R	6'4"	200	08/21/1982
Bernat, David	38	R	R	6'2"	171	02/17/1984
Cedeno, Juan	41	L	L	6'1"	165	08/19/1983
Christensen, Danny	32	L	L	6'1"	210	08/10/1983
Connolly, Michael	24	L	L	6'0"	197	06/02/1982
Cromer, Jason	31	R	L	6'4"	226	12/11/1980
de la Vara, Gilbert	18	L	L	5'11"	160	10/04/1984
DeHoyos, Gabe	9	R	R	5'11"	226	04/14/1980
Foster, John	28	L	L	6'0"	200	05/17/1978
Hughes, Dusty	12	L	L	5'10"	187	06/29/1982
Lowery, Devon	14	L	R	6'1"	195	03/24/1983
Rosa, Carlos	29	R	R	6'1"	185	09/21/1984

CATCHERS	JERSEY #	B	T	HT	WT	BORN
Donachie, Adam	16	R	R	6'1"	235	03/03/1984
Espino, Damaso	8	S	R	6'1"	210	05/08/1983

INFIELDERS	JERSEY #	B	T	HT	WT	BORN
Arce, Valentino	7	R	R	5'11"	167	06/07/1985
Falu, Irving	2	S	R	6'0"	173	06/06/1983
Gaffney, Michael	3	R	R	6'1"	190	11/11/1981
Kaaihue, Kila	23	L	R	6'3"	233	03/29/1984
Lucas, Edward	21	R	R	6'4"	205	05/21/1982
Stodolka, Mike	27	L	L	6'2"	210	09/24/1981

OUTFIELDERS	JERSEY #	B	T	HT	WT	BORN
Greenberg, Adam	1	L	R	5'9"	180	02/21/1981
Joseph, Onil	40	S	R	6'2"	165	02/12/1982
Padilla, Jorge	35	R	R	6'2"	205	08/11/1979
Valentin, Geraldo	25	R	R	6'0"	184	09/08/1982

## SERIES FACTS

Most Runs, Game:	By Springfield: 16 (16-1, July 18, 2006 at Lawrence Dumont Stadium) By Wichita: 15 (15-6, Apr. 21, 2005 at Lawrence Dumont Stadium)
Widest Margin Victory:	By Springfield: 15 Runs (16-1, July 18, 2006 at Lawrence Dumont Stadium) By Wichita: 10 Runs (11-1, July 19, 2006 at Lawrence Dumont Stadium)
Longest Winning Streak:	By Springfield: 3 (August 27-29, 2005) By Wichita: 4 (July 4-20, 2005)
Attendance High:	At Hammons Field: 10,139, July 1, 2006 At Lawrence Dumont Stadium: 6,072, July 4, 2005

## Cardinals vs. Wranglers Year By Year Results

YEAR	HOME	AWAY	OVERALL	WIN %
2005	6-8	7-7	13-15	.464
2006	6-8	3-11	9-19	.321
2007	8-8	9-7	17-15	.531
Total	20-24	19-25	39-49	.443

2007 INDIVIDUAL BATTING STATISTICS

BATTERS	AVG	G	AB	R	H	2B	3B	HR	RBI	BB	IBB	SO	SB	CS	OBP	SLG	OPS	SF	SAC	HBP	DP	E
Arce, Valentino	.242	28	66	9	16	4	0	1	3	1	0	11	2	0	.286	.348	.634	0	0	3	2	7
Blalock, Jake	.153	30	111	4	17	4	0	1	8	8	0	19	2	0	.208	.216	.425	1	1	0	2	0
Blalock, Jake	.158	46	158	7	25	5	1	1	17	12	0	30	2	0	.218	.222	.440	3	1	1	4	0
* Brazell, Craig	.349	30	109	15	38	5	0	7	15	11	1	19	0	0	.408	.587	.995	0	0	0	1	1
Brewer, Jace	.250	47	168	22	42	10	1	2	12	5	0	32	2	2	.280	.357	.637	0	5	2	1	7
Donachie, Adam	.207	84	271	34	56	12	0	9	35	31	0	76	0	0	.293	.351	.643	0	3	2	9	4
# Espino, Damaso	.260	72	231	17	60	11	0	2	21	22	0	29	1	2	.332	.333	.665	0	1	3	9	4
Eure, Jeffrey	.209	24	91	9	19	4	1	2	11	6	0	29	2	1	.280	.341	.621	0	0	3	0	3
# Falu, Irving	.242	131	476	46	115	12	6	1	28	35	0	44	15	9	.294	.298	.592	2	11	1	13	20
Gaffney, Michael	.243	67	218	20	53	10	0	3	17	17	0	33	2	0	.305	.330	.636	1	3	3	9	4
* Greenberg, Adam	.266	132	467	73	124	30	11	8	43	74	2	107	23	9	.373	.428	.802	1	13	7	1	1
Howell, Jeffrey	.600	2	5	0	3	1	0	0	0	0	0	1	0	0	.600	.800	1.400	0	0	0	0	0
# Joseph, Onil	.254	105	347	39	88	12	4	3	30	20	0	73	11	12	.296	.337	.634	2	7	2	7	2
* Kaaihue, Kila	.246	70	244	37	60	13	0	12	40	41	3	40	0	0	.359	.447	.806	0	1	2	4	4
Lewis, Richard	.260	15	50	2	13	1	0	0	6	3	1	6	0	1	.296	.280	.576	1	1	0	2	1
* Lubanski, Chris	.295	64	241	33	71	14	3	9	34	28	1	43	3	5	.361	.490	.851	5	0	0	4	3
Lucas, Edward	.280	34	125	19	35	6	1	3	17	9	0	23	2	1	.328	.416	.744	0	1	0	5	7
Nettles, Jeff	.267	58	221	24	59	14	0	8	41	16	0	52	1	0	.311	.439	.750	4	0	0	4	10
Padilla, Jorge	.336	69	247	51	83	13	1	10	49	32	2	40	11	3	.424	.518	.942	3	2	8	10	2
Sandberg, Jared	.103	18	68	5	7	0	0	1	2	9	0	20	0	0	.218	.147	.365	0	0	1	1	4
Stodolka, Mike	.291	110	381	69	111	27	1	12	59	73	2	91	4	0	.409	.462	.871	2	0	4	13	8
Valentin, Geraldo	.288	112	437	48	126	19	3	2	54	25	0	46	5	11	.328	.359	.688	4	11	3	23	10
Team Total	.261	140	4574	576	1196	222	32	96	525	466	12	834	86	56	.334	.387	.721	26	60	44	120	115

\*left-handed #switch-hitter

2007 INDIVIDUAL PITCHING STATISTICS

PITCHERS	W-L	ERA	G	GS	CG	SHO	SV	SVO	IP	H	R	ER	HR	HB	BB	IBB	SO	BK	WP	GO/AO	DP	WHIP	AVG
Atencio, Greg	4-7	5.29	32	11	1	0	0	1	100.1	110	67	59	11	3	41	1	77	1	11	1.54	11	1.50	.284
* Bale, John	0-0	4.50	3	3	0	0	0	0	4.0	5	2	2	1	0	2	0	0	0	0	0.38	0	1.75	.313
Barnes, Justin	1-1	3.00	5	2	0	0	0	0	15.0	12	8	5	0	1	5	0	13	0	0	1.07	0	1.13	.214
Bausher, Tim	1-4	7.94	13	1	0	0	1	3	22.2	29	20	20	3	0	14	0	15	0	5	1.08	0	1.90	.315
Bernat, David	1-0	13.50	3	0	0	0	0	0	5.1	10	8	8	2	0	1	0	6	0	1	0.25	0	2.06	.417
Buckner, Billy	1-3	4.66	4	3	0	0	0	0	19.1	20	10	10	4	0	6	0	13	1	1	1.61	1	1.34	.253
* Cedeno, Juan	3-2	6.33	35	1	0	0	0	2	69.2	89	50	49	10	2	27	1	47	0	8	0.87	3	1.67	.312
* Christensen, Daniel	3-15	6.21	27	24	1	1	0	0	140.2	173	97	97	23	9	56	1	99	1	6	1.04	9	1.63	.312
* Connolly, Michael	4-7	5.22	28	14	0	0	1	1	110.1	130	79	64	13	6	34	1	72	1	4	1.49	7	1.49	.288
* Cromer, Jason	3-8	5.25	35	8	0	0	1	3	85.2	104	53	50	5	4	29	1	57	0	6	1.19	5	1.55	.301
DeHoyos, Gabe	6-0	1.64	29	2	0	0	4	5	56.0	38	11	10	2	0	19	0	44	0	1	1.20	2	1.04	.194
* De La Rosa, Jorge	0-1	11.12	3	2	0	0	0	0	5.2	10	8	7	3	0	4	0	7	0	2	1.20	0	2.47	.370
* de la Vara, Gilbert	3-2	5.74	19	0	0	0	1	3	26.2	33	19	17	3	1	10	2	16	0	0	0.75	2	1.61	.306
Dotel, Octavio	0-1	3.00	3	1	0	0	1	1	3.0	2	1	1	0	0	0	4	0	1	0.50	0	0.67	.200	
Elarton, Scott	1-1	3.12	2	2	0	0	0	0	8.2	9	5	3	0	1	5	0	4	0	1	0.83	0	1.62	.243
* Foster, John	1-0	3.48	8	0	0	0	1	2	10.1	8	4	4	1	0	5	0	11	0	1	1.00	0	1.26	.205
Hochevar, Luke	3-6	4.69	17	16	0	0	0	0	94.0	110	62	49	13	6	26	0	94	0	6	0.95	5	1.45	.286
Hudson, Luke	0-1	3.68	2	2	0	0	0	0	7.1	8	5	3	1	1	2	0	12	0	0	4.00	0	1.36	.258
* Hughes, Dusty	6-2	3.08	25	16	1	0	1	2	108.0	98	44	37	5	8	45	1	77	1	6	0.78	6	1.32	.240
Lowery, Devon	0-1	11.05	6	0	0	0	0	0	7.1	12	11	9	2	1	10	1	7	1	2	0.71	0	3.00	.387
Mattox, D.J.	0-5	7.04	8	6	0	0	0	0	38.1	38	33	30	6	6	20	2	26	1	3	1.26	1	1.51	.252
Nunez, Leo	1-0	0.87	6	5	0	0	0	0	20.2	10	2	2	1	1	6	0	13	0	0	1.17	3	0.77	.147
Plummer, Jarod	5-6	3.08	44	0	0	0	11	15	79.0	65	32	27	13	1	16	2	90	1	2	0.71	5	1.03	.217
Rosa, Carlos	6-6	4.36	21	17	0	0	1	1	97.0	101	50	47	8	1	43	1	70	0	3	1.52	8	1.48	.272
Santos, Arthur	1-2	6.42	19	0	0	0	2	3	33.2	56	33	24	6	3	18	2	16	0	5	1.36	3	2.20	.373
Shiell, Jason	1-0	2.25	2	2	0	0	0	0	8.0	5	2	2	2	0	0	6	0	0	1.25	0	0.63	.167	
Smith, Cody	1-0	6.43	10	0	0	0	0	1	14.0	25	16	10	0	0	6	1	8	0	1	2.18	1	2.21	.362
Tamayo, Danny	0-1	5.14	5	0	0	0	0	0	7.0	7	4	4	1	0	0	5	0	2	0.60	0	1.00	.250	
Thomson, John	0-2	14.40	2	2	0	0	0	0	5.0	7	8	8	4	0	2	0	4	0	0	1.20	0	1.80	.318
Team Total	56-84	4.93	140	140	3	4	25	43	1201.2	1324	744	658	143	55	452	17	913	8	78	1.06	72	1.48	.279

\*left-handed



# SAN ANTONIO MISSIONS

Affiliate: San Diego Padres (2007)

Nelson W. Wolff Municipal Stadium  
 5757 Highway 90 West  
 San Antonio, TX 78227  
 Telephone: (210) 675-7275  
 Fax: (210) 670-0341  
 E-mail: sainfo@samissions.com  
 Website: www.samissions.com



**BILL MASSE**  
 Manager

**PITCHING COACH**  
 Steve Webber

**HITTING COACH**  
 Terry Kennedy

**TRAINER**  
 Wade Yamasaki

President.....Burl Yarbrough  
 General Manager .....Dave Gasaway  
 Media Contact.....Mickey Holt  
 Radio Announcers.....Roy Acuff & Stu Paul  
 Station.....KKYX 680 AM

Capacity: 6,200  
 Year Opened: 1994  
 Directions: Highway 90 West at Callaghan.

## VISITING CLUB HOTEL

Quality Inn and Suites Fiesta Park  
 10950 Laureate Drive  
 San Antonio, TX 78249  
 (210) 249-4800

## 2007 RECAP (6-6 Overall; 3-3 Home; 3-3 Road )

DATE	H/A	W/L	SCORE	WP	LP
5/22	A	L	3-2	Jamison	Webber
5/23	A	W	3-2 (10)	Perez	Brooks
5/24	A	W	8-1	Boggs	Thompson
5/28	H	W	5-4 (10)	Scherer	Jamison
5/29	H	W	12-10	Cooper	Searles
5/30	H	L	6-3	Hayhurst	Rauschenberger
8/8	H	L	12-8	Geer	Daniels
8/9	H	W	5-1	Boggs	Ramos
8/10	H	L	5-3	Ekstrom	Walters
8/15	A	L	6-4	Ramos	Boggs
8/17 (1)	A	W	2-1 (7)	Walters	Ekstrom
8/17 (2)	A	L	1-0 (7)	Leblanc	Haberer

## 2008 SCHEDULE

DAY	DATE	SITE	TIME	DAY	DATE	SITE	TIME
Wed.	May 21	SAN	7:05 p.m.	Wed.	Aug 6	SAN	7:05 p.m.
Thur	May 22	SAN	7:05 p.m.	Thur	Aug 7	SAN	7:05 p.m.
Fri.	May 23	SAN	7:05 p.m.	Fri.	Aug 8	SAN	7:05 p.m.
Wed.	May 28	SPR	7:10 p.m.	Wed.	Aug 13	SPR	7:10 p.m.
Thur.	May 29	SPR	7:10 p.m.	Thur.	Aug 14	SPR	7:10 p.m.
Fri.	May 30	SPR	7:10 p.m.	Fri.	Aug 15	SPR	7:10 p.m.

## 2007 FINAL ROSTER

PITCHERS	JERSEY #	B	T	HT	WT	BORN
Abraham, Paul	16	R	R	6'2"	220	01/10/1980
Ekstrom, Michael	11	R	R	6'0"	185	08/30/1983
Ellis, Jonathan	6	R	R	6'0"	190	10/03/1982
Geer, Joshua	48	R	R	6'3"	190	06/02/1984
Hayhurst, Dirk	37	L	R	6'3"	200	03/24/1981
Inman, William	39	R	R	6'0"	200	02/06/1987
Jamison, Neil	10	R	R	6'3"	185	08/04/1983
LeBlanc, Wade	15	L	L	6'3"	202	08/07/1984
Moreno, Edwin	51	R	R	6'1"	170	07/30/1980
Ramos, Cesar	43	L	L	6'2"	190	06/22/1984
Searles, Jonathan	33	R	R	6'3"	200	01/18/1981
Stutes, Kyle	56	L	L	5'10"	185	01/22/1982

CATCHERS	JERSEY #	B	T	HT	WT	BORN
Hundley, Nick	13	R	R	6'1"	210	09/08/1983

INFIELDERS	JERSEY #	B	T	HT	WT	BORN
Antonelli, Matt	23	R	R	6'0"	203	04/08/1985
Bonvechio, Brett	54	L	R	6'1"	200	11/13/1982
Brown, Tim	25	L	L	6'3"	228	02/21/1983
Cruz, Luis	31	R	R	6'1"	180	02/10/1984
Dowdy, Brett	14	R	R	6'0"	190	02/22/1982

OUTFIELDERS	JERSEY #	B	T	HT	WT	BORN
Ciofrone, Peter	38	L	R	5'10"	201	09/28/1983
Huffman, Chad	21	R	R	6'1"	217	04/29/1985
Venable, Will	28	L	L	6'2"	205	10/29/1982

## SERIES FACTS

Most Runs, Game: By Springfield: 12 (12-10, May 29, 2007 at Hammons Field)  
 By San Antonio: 13 (13-3, July 15, 2005 at Nelson W. Wolff Stadium)

Widest Margin Victory: By Springfield: 5 Runs (7-2, June 23, 2005 at Nelson W. Wolff Stadium)  
 By San Antonio: 10 Runs (13-3, July 15, 2005 at Nelson W. Wolff Stadium)

Stadium:

Longest Winning Streak: By Springfield: 3 (May 7-9, 2006)  
 By San Antonio: 4 (June 24 - July 15, 2005)

Attendance High: At Hammons Field: 8,779, June 24, 2005

## Cardinals vs. Missions Year By Year Results

YEAR	HOME	AWAY	OVERALL	WIN %
2005	3-4	3-4	6-8	.429
2006	4-2	3-4	7-6	.539
2007	3-3	3-3	6-6	.500
Total	10-9	9-11	19-20	.487

2007 INDIVIDUAL BATTING STATISTICS

BATTERS	AVG	G	AB	R	H	2B	3B	HR	RBI	BB	IBB	SO	SB	CS	OBP	SLG	OPS	SF	SAC	HBP	DP	E
Adams, Skip	.145	22	69	4	10	1	0	0	6	3	0	19	0	0	.176	.159	.335	2	1	0	2	4
Antonelli, Matt	.294	49	187	34	55	11	1	7	24	30	0	36	10	3	.395	.476	.871	3	0	3	2	5
* Bonvechio, Brett	.266	40	128	23	34	9	0	9	27	22	0	28	0	0	.370	.547	.917	3	0	1	2	0
* Brooks, Frank	.000	7	2	0	0	0	0	0	0	0	0	2	0	0	.000	.000	.000	0	0	0	0	0
* Brown, Tim	.274	109	351	56	95	16	0	13	50	40	0	65	0	0	.357	.430	.787	3	1	7	12	5
* Ciofrone, Peter	.261	97	364	58	95	16	2	6	34	33	2	55	1	4	.339	.365	.704	0	1	10	6	3
Ciriaco, Juan	.160	37	131	13	21	4	0	1	6	6	0	25	5	1	.197	.214	.411	0	3	0	0	11
Cleveland, Jeremy	.250	28	72	6	18	4	1	0	8	7	1	16	0	0	.313	.333	.646	1	0	0	3	0
Cruz, Luis	.252	69	238	24	60	10	0	4	19	13	1	20	3	0	.293	.345	.638	3	0	2	5	15
Deago, Roger	.286	6	7	0	2	0	0	0	1	0	0	2	0	0	.286	.286	.571	0	2	0	0	0
Dowdy, Brett	.265	59	196	26	52	9	2	5	24	26	0	38	8	3	.360	.408	.768	0	1	3	5	3
Ekstrom, Michael	.077	10	13	1	1	1	0	0	1	0	0	6	0	0	.077	.154	.231	0	2	0	0	1
Ellis, Jonathan	.000	23	2	0	0	0	0	0	0	0	0	1	0	0	.000	.000	.000	0	0	0	0	0
Geer, Joshua	.222	8	18	3	4	0	0	0	0	0	0	3	0	0	.222	.222	.444	0	4	0	0	1
Hatcher, Justin	.100	4	10	2	1	0	0	0	1	2	0	1	1	0	.308	.100	.408	0	0	1	0	1
* Hayhurst, Dirk	.000	15	4	0	0	0	0	0	0	0	0	2	0	0	.000	.000	.000	0	0	0	0	0
# Headley, Chase	.330	121	433	82	143	38	5	20	78	74	7	114	1	0	.437	.580	1.016	4	0	11	7	11
* Howard, Joshua	.247	22	81	13	20	2	0	0	4	14	0	25	1	1	.358	.272	.629	0	1	0	0	0
Huffman, Chad	.269	49	167	28	45	4	1	7	28	22	0	44	0	0	.362	.431	.793	3	1	4	1	1
Hundley, Nick	.247	101	373	55	92	23	1	20	72	42	0	74	0	2	.324	.475	.798	3	2	2	7	9
Inman, William	.000	2	4	0	0	0	0	0	0	0	0	2	0	0	.000	.000	.000	0	0	0	0	0
* Johnson, Michael	.250	64	200	32	50	13	3	12	35	35	0	73	0	0	.366	.525	.891	1	0	2	2	1
Kazmar, Sean	.208	78	269	30	56	10	2	6	33	24	1	46	6	1	.278	.327	.605	3	0	3	8	13
* LeBlanc, Wade	.111	5	9	2	1	0	0	0	2	4	0	3	0	0	.385	.111	.496	0	0	0	1	0
* Lopez, Arturo	.000	12	1	0	0	0	0	0	0	1	0	1	0	0	.500	.000	.500	0	0	0	0	0
* Macias, Drew	.251	100	331	43	83	15	5	8	50	51	3	53	5	8	.355	.399	.754	4	0	5	6	2
Morton, Colt	.266	29	94	17	25	3	0	6	19	15	1	34	0	0	.383	.489	.872	2	1	4	0	1
Oyervidez, Jose	.000	2	2	0	0	0	0	0	0	0	0	2	0	0	.000	.000	.000	0	1	0	0	0
* Ramos, Cesar	.091	10	22	0	2	0	0	0	1	1	0	9	0	0	.130	.091	.221	0	0	0	0	0
Sansoe, Mike	.242	37	132	10	32	2	1	0	7	8	0	31	5	5	.286	.273	.558	0	1	0	4	2
Searles, Jonathan	.000	11	4	0	0	0	0	0	0	0	0	2	0	0	.000	.000	.000	0	0	0	0	1
* Stutes, Kyle	.000	6	3	0	0	0	0	0	0	0	0	2	0	0	.000	.000	.000	0	0	0	0	0
* Thompson, Sean	.125	9	16	2	2	0	0	0	0	0	0	4	0	0	.125	.125	.250	0	2	0	0	1
Valverde, Kody	.000	1	4	0	0	0	0	0	0	0	0	0	0	0	.000	.000	.000	0	0	0	0	0
* Venable, Will	.278	134	515	66	143	19	3	8	68	38	3	84	21	2	.337	.373	.710	4	5	10	8	2
Wagner, Michael	.167	15	36	2	6	1	0	1	5	2	0	14	0	0	.205	.278	.483	1	0	0	0	0
Wooten, Shawn	.262	29	103	10	27	3	0	0	9	11	1	14	0	0	.353	.291	.644	1	0	4	4	1
Team Total	.256	139	4591	642	1176	214	27	133	612	524	20	950	67	30	.339	.401	.740	41	29	72	85	95

\*left-handed #switch-hitter


2007 INDIVIDUAL PITCHING STATISTICS

PITCHERS	W-L	ERA	G	GS	CG	SHO	SV	SVO	IP	H	R	ER	HR	HB	BB	IBB	SO	BK	WP	GO/AO	DP	WHIP	AVG
Abraham, Paul	1-3	2.39	47	0	0	0	8	10	52.2	39	16	14	2	4	20	2	53	0	6	1.63	2	1.12	.204
Ayala, Manny	1-3	5.28	5	5	0	0	0	0	29.0	30	19	17	5	3	4	0	20	0	1	0.76	2	1.17	.278
Basham, Bobby	0-1	16.62	7	0	0	0	0	0	8.2	26	17	16	2	4	3	0	3	0	0	1.30	0	3.35	.520
* Brooks, Frank	2-1	2.01	17	0	0	0	1	1	22.1	14	5	5	1	2	2	0	26	1	0	0.83	1	0.72	.179
* Brown, Tim	0-0	9.00	1	0	0	0	0	0	1.0	1	1	1	1	0	0	0	1	0	0	1.00	0	1.00	.250
* Burnside, Adrian	0-0	2.19	9	0	0	0	0	0	12.1	8	3	3	1	0	4	0	9	0	2	0.59	0	0.97	.178
* Deago, Roger	3-3	4.16	19	11	0	0	0	0	71.1	61	34	33	9	5	25	0	76	0	4	0.97	3	1.21	.233
Ekstrom, Michael	7-10	4.76	27	27	0	0	0	0	143.2	183	85	76	6	5	47	0	98	0	8	1.36	14	1.60	.315
Ellis, Jonathan	3-4	4.29	55	0	0	0	2	6	50.1	45	26	24	5	2	32	0	40	0	3	1.49	5	1.53	.243
Geer, Joshua	16-6	3.20	26	26	2	0	0	0	171.1	163	67	61	9	11	27	1	102	0	7	1.22	11	1.11	.252
Hayhurst, Dirk	4-1	3.19	32	1	0	0	2	3	59.1	54	24	21	6	2	9	1	55	0	4	1.23	0	1.06	.236
Inman, William	3-3	4.17	7	7	0	0	0	0	41.0	33	19	19	6	1	19	0	40	0	1	0.44	1	1.27	.224
Jamison, Neil	3-5	4.32	53	0	0	0	12	17	58.1	65	36	28	7	3	26	4	45	1	3	1.80	11	1.56	.285
* LeBlanc, Wade	7-3	3.45	12	11	0	0	0	0	57.1	48	22	22	8	0	19	0	55	0	1	0.98	2	1.17	.225
* Lopez, Arturo	2-2	4.54	30	1	0	0	0	1	35.2	34	19	18	3	1	18	1	28	0	1	0.79	2	1.46	.262
Moreno, Edwin	0-0	1.62	16	0	0	0	9	10	16.2	10	3	3	2	0	8	0	18	0	0	0.55	0	1.08	.175
Oyervidez, Jose	0-1	5.65	6	6	0	0	0	0	28.2	32	19	18	2	1	12	0	19	0	1	1.83	4	1.53	.283
* Ramos, Cesar	13-9	3.41	27	27	2	2	0	0	163.2	153	69	62	15	6	43	0	90	0	5	1.11	15	1.20	.249
Searles, Jonathan	4-3	3.62	38	1	0	0	0	0	69.2	59	32	28	5	1	36	0	52	0	6	0.95	6	1.36	.235
* Stutes, Kyle	0-1	2.55	18	0	0	0	2	2	17.2	14	5	5	2	0	7	0	13	0	1	1.00	2	1.19	.222
* Thompson, Sean	4-7	3.57	16	16	0	0	0	0	88.1	84	41	35	7	2	41	0	59	2	4	1.40	10	1.42	.258
Team Total	73-66	3.81	139	139	4	11	36	50	1199.0	1156	562	508	104	53	402	9	902	4	58	1.08	91	1.30	.256

# TULSA DRILLERS

Affiliate: Colorado Rockies (2003)

Drillers Stadium  
4802 East 15th St.  
Tulsa, OK 74112  
Telephone: (918) 744-5998  
Fax: (918) 747-3267  
E-mail: mail@tulsadrillers.com  
Website: www.tulsadrillers.com



**STU COLE**  
Manager

**PITCHING COACH**  
Bo McLaughlin

**HITTING COACH**  
Dave Hajek

**TRAINER**  
Austin O'Shea

General Manager.....Chuck Lamson  
Media Contact.....Brian Carroll  
Radio Announcer.....Mark Neely  
Station.....KTBZ-1430 AM

Capacity: 10,997  
Year Opened: 1981

Directions: Three miles north of I-44 and 1.5 miles south of I-244 at 15th Street and Yale Avenue.

## VISITING CLUB HOTEL

The Hampton Inn  
3209 S. 79th E. Avenue  
Tulsa, OK 74145  
(918) 663-1000

## 2007 RECAP (17-14 Overall; 9-6 Home; 8-8 Road)

DATE	H/A	W/L	SCORE	WP	LP	DATE	H/A	W/L	SCORE	WP	LP
4/19	A	W	13-1	Haberer	Mattheus	6/21	H	W	3-2	Scherer	Grube
4/20	A	W	7-0	Boggs	Lo	6/22	H	L	2-0	Mattheus	Ja. Garcia
4/21	A	L	7-4	Asahina	Rauschenberger	6/23	H	L	9-2	Beckstead	Haberer
4/22	A	W	4-2	Castellanos	Bright	6/24	H	W	6-2	Daniels	Bright
4/27	H	W	2-1	Jo. Garcia	Reynolds	7/15	A	W	3-2	Haberer	Morillo
4/28	H	L	10-5	Songster	Castellanos	7/16	A	L	5-4	Mattheus	Daniels
4/29	H	W	4-2	Scherer	Songster	7/17	A	L	5-4	Lo	Boggs
4/30	H	L	8-2	Lo	Haberer	7/18	A	L	6-1	Morales	Ja. Garcia
5/17	A	W	8-7 (12)	Jo. Garcia	Grube	8/3	A	L	11-10	Grube	Webber
5/18	A	W	5-1	Boggs	Deduno	8/4	A	W	4-2	Walters	Asahina
5/19	A	W	6-4	Rauschenberger	Daley	8/5	A	L	6-5	Deduno	Haberer
5/20	A	L	1-0	Johnson	Ja. Garcia	8/6	A	L	3-0	Thompson	Rauschenberger
6/5	H	W	5-4	Boggs	Songster	8/21	H	L	4-3	Casadiago	Motte
6/6	H	L	8-6	Deduno	Rauschenberger	8/22	H	W	4-3	Haberer	Asahina
6/7	H	W	10-3	Ja. Garcia	Mattheus	8/23	H	W	8-2	Rauschenberger	Deduno
6/8	H	W	5-3	Haberer	Lo						

## 2008 SCHEDULE

DAY	DATE	SITE	TIME	DAY	DATE	SITE	TIME
Thur.	Apr. 17	SPR	7:10 p.m.	Fri.	June 20	TUL	7:05 p.m.
Fri.	Apr. 18	SPR	7:10 p.m.	Sat.	June 21	TUL	7:05 p.m.
Sat.	Apr. 19	SPR	2:10 p.m.	Sun.	June 22	TUL	2:05 p.m.
Sun.	Apr. 20	SPR	2:10 p.m.	Mon.	June 23	TUL	12:05 p.m.
Fri.	Apr. 25	TUL	7:05 p.m.	Mon.	July 14	TUL	7:05 p.m.
Sat.	Apr. 26	TUL	6:35 p.m.	Tues.	July 15	TUL	7:05 p.m.
Sun.	Apr. 27	TUL	2:05 p.m.	Wed.	July 16	TUL	7:05 p.m.
Mon.	Apr. 28	TUL	10:05 p.m.	Thur.	July 17	TUL	7:05 p.m.
Fri.	May 16	SPR	7:10 p.m.	Fri.	Aug. 1	SPR	7:10 p.m.
Sat.	May 17	SPR	6:10 p.m.	Sat.	Aug. 2	SPR	7:10 p.m.
Sun.	May 18	SPR	2:10 p.m.	Sun.	Aug. 3	SPR	6:10 p.m.
Mon.	May 19	SPR	7:10 p.m.	Mon.	Aug. 4	SPR	7:10 p.m.
Wed.	June 4	TUL	7:05 p.m.	Tues.	Aug. 26	SPR	7:10 p.m.
Thur.	June 5	TUL	7:05 p.m.	Wed.	Aug. 27	SPR	7:10 p.m.
Fri.	June 6	TUL	7:05 p.m.	Thurs.	Aug. 28	SPR	7:10 p.m.
Sat.	June 7	TUL	7:05 p.m.	Fri.	Aug. 29	SPR	7:10 p.m.

## 2007 FINAL ROSTER

PITCHERS	JERSEY #	B	T	HT	WT	BORN
Asahina, Jonathan	16	S	R	6'1"	190	12/31/1980
Beckstead, Jentry	26	R	R	6'0"	175	06/09/1980
Bright, Adam	11	L	L	6'0"	180	08/11/1984
Casadiago, Gerardo	20	R	R	6'0"	180	12/19/1980
Clarke, Darren		R	R	6'8"	235	03/18/1981
Daley, Matt	27	R	R	6'2"	175	06/23/1982
Deduno, Samuel	48	R	R	6'1"	156	07/02/1983
Grube, Jarrett	30	R	R	6'4"	220	11/05/1981
Lo, Ching Lung	31	R	R	6'6"	190	08/20/1985
Mattheus, Ryan	47	R	R	6'3"	215	11/10/1983
Register, Steven	24	R	R	6'1"	170	05/16/1983
Reynolds, Greg	--	R	R	6'7"	225	07/03/1985

CATCHERS	JERSEY #	B	T	HT	WT	BORN
Duenas, Tomas	22	R	R	5'11"	205	07/16/1981
Guarno, Rick	5	R	R	6'0"	185	08/16/1982

INFIELDERS	JERSEY #	B	T	HT	WT	BORN
Colonel, Christian	14	R	R	6'2"	210	12/25/1981
Dragicevich, Jeffrey	9	R	R	6'2"	200	08/01/1982
Herrera, Jonathan	4	S	R	5'9"	150	11/03/1984
Rifkin, Aaron	45	L	L	6'3"	220	03/12/1979

OUTFIELDERS	JERSEY #	B	T	HT	WT	BORN
Czarniecki, Jordan	7	R	R	6'1"	175	10/04/1980
Frey, Christopher	10	L	L	6'1"	180	08/11/1983
Miller, Matt	36	R	R	6'2"	210	12/26/1982

## SERIES FACTS

Most Runs, Game: By Springfield: 14 (14-6, April 11, 2006 at Drillers Stadium)  
By Tulsa: 12 (12-7, July 31, 2006 at Hammons Field)

Widest Margin Victory: By Springfield: 12 Runs (13-1, April 19, 2007 at Drillers Stadium)  
By Tulsa: 7 Runs\* (9-2, June 23, 2007 at Hammons Field)

Longest Winning Streak: By Springfield: 6 (July 5-28, 2006)  
By Tulsa: 6 (July 31-Aug. 25, 2006)

Attendance High: At Hammons Field: 9,720, Aug. 26, 2005  
At Drillers Stadium: 8,627, June 18, 2005

\*occured more than once

## Cardinals vs. Drillers Year By Year Results

YEAR	HOME	AWAY	OVERALL	WIN %
2005	10-4	4-10	14-14	.500
2006	8-5	9-5	17-10	.630
2007	9-6	8-8	17-14	.549
Total	27-15	21-23	48-38	.558

2007 INDIVIDUAL BATTING STATISTICS

BATTERS	AVG	G	AB	R	H	2B	3B	HR	RBI	BB	IBB	SO	SB	CS	OBP	SLG	OPS	SF	SAC	HBP	DP	E	
# Asahina, Jonathan	.364	5	11	2	4	0	0	0	1	0	0	1	0	0	.364	.364	.727	0	0	0	1	1	
Beckstead, Jentry	.000	15	4	0	0	0	0	0	0	0	0	1	0	0	.000	.000	.000	0	0	0	0	1	0
* Bright, Adam	.000	22	2	0	0	0	0	0	0	0	0	2	0	0	.000	.000	.000	0	0	0	0	0	2
Colonel, Christian	.309	134	527	78	163	47	0	17	84	46	3	80	6	4	.362	.495	.857	6	0	1	13	18	
Czarnecki, Jordan	.281	128	427	74	120	31	0	13	58	55	1	75	18	4	.368	.445	.813	5	7	7	4	0	
Daley, Matt	.000	19	10	0	0	0	0	0	0	1	0	4	0	0	.091	.000	.091	0	0	0	0	0	
Deduno, Samuel	.111	8	18	0	2	0	0	0	0	0	0	10	0	0	.111	.111	.222	0	0	0	0	1	
Dragicevich, Jeff	.248	36	117	12	29	7	0	5	19	11	0	39	0	1	.323	.436	.759	2	1	3	1	2	
Duenas, Tomas	.213	68	216	19	46	8	0	6	32	10	1	54	1	0	.254	.333	.588	3	1	3	3	4	
* Frey, Christopher	.295	132	474	65	140	30	6	1	34	36	0	61	12	7	.354	.390	.745	3	9	9	7	2	
Gaetti, Joe	.232	49	177	24	41	11	0	8	28	21	0	52	2	1	.324	.429	.753	2	0	4	4	1	
Grube, Jarrett	.333	20	3	0	1	0	0	0	0	0	0	1	0	0	.333	.333	.667	0	1	0	0	0	
Guarno, Rick	.258	75	248	28	64	15	0	6	37	17	1	67	4	0	.331	.391	.722	4	4	12	2	4	
# Herrera, Jon	.257	131	509	65	131	24	4	3	40	36	0	69	18	12	.315	.338	.653	3	17	8	5	22	
Johnson, Alan	.000	1	1	0	0	0	0	0	0	1	0	1	0	0	.500	.000	.500	0	0	0	0	0	
Lo, Ching Lung	.091	11	22	1	2	0	0	0	0	0	0	13	0	0	.091	.091	.182	0	2	0	0	1	
Macri, Matt	.298	79	275	46	82	23	0	11	33	20	0	58	4	4	.349	.502	.851	1	0	2	4	10	
Matheus, Ryan	.059	9	17	1	1	1	0	0	0	1	0	9	0	0	.111	.118	.229	0	1	0	1	1	
Miller, Matt	.262	126	446	59	117	22	2	11	61	42	2	69	1	4	.337	.395	.731	4	0	10	10	1	
* Morales, Franklin	.000	8	9	1	0	0	0	0	0	1	0	4	0	0	.100	.000	.100	0	2	0	0	2	
Morillo, Juan	.000	22	1	0	0	0	0	0	0	0	0	0	0	0	.000	.000	.000	0	0	0	0	1	
Olson, Tim	.290	11	31	3	9	0	1	1	8	1	0	8	0	0	.313	.452	.764	0	0	0	0	3	
Parker, Zack	.250	11	4	0	1	0	0	0	2	0	0	1	0	0	.250	.250	.500	0	0	0	0	0	
Reynolds, Greg	.000	4	8	0	0	0	0	0	0	1	0	3	0	0	.111	.000	.111	0	1	0	0	0	
* Rifkin, Aaron	.272	123	453	61	123	36	0	15	76	38	3	119	3	1	.337	.450	.787	3	0	8	11	4	
# Sanchez, Tino	.175	32	57	4	10	3	0	1	8	8	0	10	0	0	.277	.281	.558	0	1	0	0	0	
Sardinha, Duke	.261	76	222	31	58	12	1	10	34	19	0	51	1	3	.325	.459	.785	2	2	3	7	4	
Songster, Judd	.000	15	2	0	0	0	0	0	0	0	0	2	0	0	.000	.000	.000	0	0	0	0	1	
* Thompson, Sean (1)	.000	1	2	0	0	0	0	0	0	0	0	0	0	0	.000	.000	.000	0	0	0	0	1	
* Thompson, Sean (2)	.111	10	18	2	2	0	0	0	0	0	0	4	0	0	.111	.111	.222	0	2	0	0	1	
# Wimberly, Corey	.268	92	365	63	98	15	1	4	33	19	0	52	36	9	.323	.348	.670	4	4	12	1	17	
Team Total	.267	138	4658	637	1242	285	15	112	588	384	11	916	106	60	.331	.406	.737	42	53	82	75	104	

\*left-handed #switch-hitter

2007 INDIVIDUAL PITCHING STATISTICS

PITCHERS	W-L	ERA	G	GS	CG	SHO	SV	SVO	IP	H	R	ER	HR	HB	BB	IBB	SO	BK	WP	GO/AO	DP	WHIP	AVG	
Asahina, Jonathan	3-5	5.07	10	10	0	0	0	0	49.2	58	32	28	8	1	25	1	15	0	5	1.87	4	1.67	.289	
Beckstead, Jentry	3-1	5.01	36	0	0	0	0	2	59.1	64	34	33	6	6	24	0	48	0	7	1.42	7	1.48	.286	
* Bright, Adam	1-3	3.72	52	0	0	0	0	1	46.0	44	21	19	3	5	26	2	41	1	3	1.71	3	1.52	.260	
Casadiego, Gerardo	1-0	3.12	6	0	0	0	0	0	8.2	8	3	3	2	0	2	0	10	0	1	1.13	1	1.15	.242	
Clarke, Darren	1-1	1.64	10	1	0	0	0	0	11.0	5	2	2	2	0	1	0	16	0	0	0.88	0	0.55	.139	
Daley, Matt	2-6	3.49	43	10	0	0	0	3	95.1	83	40	37	12	6	22	3	84	0	3	0.71	7	1.10	.228	
Deduno, Samuel	5-8	5.44	21	21	1	0	0	0	124.0	120	90	75	13	11	66	1	121	0	11	2.81	13	1.50	.251	
DeJean, Mike	0-0	6.23	3	0	0	0	0	0	4.1	8	4	3	1	0	1	1	3	0	1	1.75	1	2.08	.421	
De Paula, Jorge	1-0	3.60	1	1	0	0	0	0	5.0	8	2	2	0	1	3	0	2	0	0	1.80	2	2.20	.400	
Esposito, Mike	0-1	1.29	1	1	1	0	0	0	7.0	7	1	1	0	0	3	1	3	0	0	2.80	1	1.43	.250	
Grube, Jarrett	7-3	2.53	52	0	0	0	0	1	67.2	58	20	19	4	1	21	2	61	1	1	1.41	7	1.17	.229	
Johnson, Alan	2-0	0.00	2	2	0	0	0	0	13.0	7	0	0	0	0	0	7	0	0	1.36	1	0.69	.159		
Lo, Ching Lung	8-8	5.61	26	26	1	0	0	0	139.2	162	95	87	20	13	66	0	87	0	9	1.61	13	1.63	.300	
Matheus, Ryan	9-11	5.56	26	26	1	0	0	0	158.2	182	100	98	13	14	55	2	102	0	5	1.70	20	1.49	.294	
* Morales, Franklin	3-4	3.48	17	17	1	0	0	0	95.2	77	41	37	8	8	45	0	77	2	6	1.16	7	1.28	.226	
Morillo, Juan	6-4	2.35	46	0	0	0	0	3	57.1	44	19	15	2	3	27	0	59	0	4	1.04	6	1.24	.210	
Olson, Tim	0-1	9.00	1	0	0	0	0	0	1.0	1	2	1	1	1	0	0	2	0	0	0.00	0	1.00	.333	
* Parker, Zack	2-1	6.55	16	5	0	0	0	1	33.0	35	28	24	4	5	25	0	19	0	3	1.49	7	1.82	.282	
* Redman, Mark	0-0	9.00	1	1	0	0	0	0	5.0	5	5	5	2	0	2	0	7	0	0	1.00	0	1.40	.250	
Register, Steven	1-3	4.03	60	0	0	0	1	37	43	58	63	27	26	3	1	16	0	48	0	3	1.43	4	1.36	.279
Reynolds, Greg	4-1	1.42	8	8	0	0	0	0	50.2	32	10	8	2	2	9	0	35	0	0	1.81	5	0.81	.180	
* Rivera, Oscar	0-1	0.00	1	1	0	0	0	0	3.0	1	3	0	0	0	2	0	2	0	0	0.75	0	1.00	.100	
Sardinha, Duke	0-1	9.00	1	0	0	0	0	0	1.0	2	1	1	1	0	0	0	0	0	0	4.00	1	2.00	.500	
Songster, Judd	5-5	4.30	42	1	0	0	2	4	67.0	71	37	32	7	4	31	1	55	0	4	0.96	4	1.52	.275	
* Thompson, Sean (1)	5-1	4.06	8	7	1	1	0	0	44.1	40	20	20	4	3	15	0	22	1	5	1.40	4	1.24	.248	
* Thompson, Sean (T)	9-8	3.73	24	23	1	1	0	0	132.2	124	61	55	11	5	56	0	81	3	9	1.30	14	1.36	.255	
Williams, Todd	0-0	0.00	2	0	0	0	0	0	2.0	2	1	0	0	0	0	0	0	0	0	2.50	1	1.00	.286	
Team Total	69	4.29	138	138	6	9	39	58	1207.1	1187	638	576	118	85	489	14	926	5</						



Mitchell Boggs was a mid-season Texas League All-Star for Springfield in 2007

# Miscellaneous

# 2008 SCHEDULE



First Exhibition vs. STL Cardinals March 28-29, 2008							APRIL							MAY						
SUN	MON	TUE	WED	THUR	FRI	SAT	SUN	MON	TUE	WED	THUR	FRI	SAT	SUN	MON	TUE	WED	THUR	FRI	SAT
		1	2	7:10 3	7:10 4	7:10 5												7:10 1	7:10 2	6:10 3
				FRIS	FRIS	FRIS												NWA	NWA	ARK
6:10 6	7:10 7	12:10 8	9	7:00 10	7:00 11	7:00 12	2:10 4	7:10 5	12:10 6	7:00 7	7:00 8	7:30 9	7:00 10					NWA	NWA	NWA
MID	MID	MID		FRIS	FRIS	FRIS	ARK	ARK	ARK	NWA	NWA	NWA	NWA					NWA	NWA	NWA
4:00 13	6:30 14	6:30 15	16	7:10 17	7:10 18	7:10 19	11	7:10 12	7:10 13	7:10 14	7:10 15	7:10 16	6:10 17					ARK	TUL	TUL
MID	MID	MID		TUL	TUL	TUL		ARK	ARK	ARK	ARK	TUL	TUL					ARK	TUL	TUL
2:10 20	7:00 21	7:00 22	7:00 23	7:00 24	7:05 25	6:35 26	2:10 18	7:10 19	20	7:05 21	7:05 22	7:05 23	7:05 24					SAN	SAN	CC
TUL	NWA	NWA	NWA	NWA	TUL	TUL	TUL	TUL		SAN	SAN	SAN	CC					SAN	SAN	CC
2:05 27	10:05 28	7:10 29	12:10 30				2:05 25	1:05 26	27	7:10 28	7:10 29	7:10 30	6:10 31					SAN	SAN	CC
TUL	TUL	NWA	NWA				TUL	CC		SAN	SAN	SAN	CC					SAN	SAN	CC
Season Ticket Holder Appreciation Night June 20, 2008							JUNE							JULY						
SUN	MON	TUE	WED	THUR	FRI	SAT	SUN	MON	TUE	WED	THUR	FRI	SAT	SUN	MON	TUE	WED	THUR	FRI	SAT
6:10 1	7:10 2	3	7:05 4	7:05 5	7:05 6	7:05 7			7:10 1	2	7:00 3	7:00 4	7:00 5					7:00 3	7:00 4	7:00 5
CC	CC		TUL	TUL	TUL	TUL			MID		FRIS	FRIS	FRIS					FRIS	FRIS	FRIS
6:10 8	7:10 9	7:10 10	7:10 11	7:10 12	7:10 13	6:10 14	6:00 6	7:00 7	7:00 8	9	7:10 10	7:10 11	6:10 12					NWA	NWA	NWA
ARK	ARK	ARK	ARK	NWA	NWA	NWA	MID	MID	MID		NWA	NWA	NWA					NWA	NWA	NWA
6:10 15	7:10 16	7:10 17	7:10 18	7:10 19	7:05 20	7:05 21	6:10 13	7:05 14	7:05 15	7:05 16	7:05 17	7:10 18	6:10 19					TUL	NWA	NWA
NWA	ARK	ARK	ARK	ARK	TUL	TUL	NWA	TUL	TUL	TUL	TUL	NWA	NWA					TUL	NWA	NWA
7:05 22	12:05 23	24	25	7:10 26	7:10 27	6:10 28	6:10 20	7:10 21	7:10 22	7:10 23	7:10 24	7:30 25	7:00 26					ARK	NWA	NWA
TUL	TUL		★	FRIS	FRIS	FRIS	NWA	NWA	ARK	ARK	ARK	NWA	NWA					ARK	NWA	NWA
6:10 29	7:10 30	ALL-STAR GAME IN SPRINGFIELD						4:00 27	7:00 28	7:10 29	7:10 30	7:10 31						ARK		
MID	MID							NWA	NWA	ARK	ARK	ARK						ARK		
							AUGUST							SEPTEMBER						
SUN	MON	TUE	WED	THUR	FRI	SAT	SUN	MON	TUE	WED	THUR	FRI	SAT	SUN	MON	TUE	WED	THUR	FRI	SAT
					7:10 1	6:30 2		130 1	2	3	4	5	6							
					TUL	TUL		ARK												
6:10 3	7:10 4	5	7:05 6	7:05 7	7:05 8	7:05 9	7	8	9	10	11	12	13							
TUL	TUL		SAN	SAN	SAN	CC			TEXAS LEAGUE CHAMPIONSHIP			TEXAS LEAGUE CHAMPIONSHIP								
6:05 10	7:05 11	12	7:10 13	7:10 14	7:10 15	6:10 16	14	15	16	17	18	19	20							
CC	CC		SAN	SAN	SAN	CC														
6:10 17	7:10 18	7:00 19	7:00 20	7:00 21	7:30 22	6:10 23	21	22	23	24	25	26	27							
CC	CC	NWA	NWA	NWA	NWA	ARK														
6:00 24	7:10 25	7:10 26	7:10 27	7:10 28	7:10 29	7:10 30	28	29	30											
6:00 24	6:00 31	ARK	TUL	TUL	TUL	ARK														

HOME GAMES

AWAY GAMES



FRONT OFFICE  
2007 CARDINALS  
2006 REVIEW  
HISTORY  
MINOR LEAGUES  
TEXAS LEAGUE  
MISC.

# HAMMONS FIELD

## FACTS, MAPS, ATTENDANCE, ETC.



### Quick Facts

**Location:** Downtown Springfield at 955 E. Trafficway  
**Seating Capacity:** 6,750  
**Ground Breaking:** July 7, 2002  
**First Event:** Southern Illinois vs. Southwest Missouri State, April 2, 2004  
**First Springfield Cardinals Exhibition Baseball Game:** St. Louis Cardinals vs. Springfield Cardinals, April 2, 2005  
**First Springfield Cardinals Regular Season Game:** Tulsa Drillers vs. Springfield Cardinals, April 12, 2005  
**Surface:** Natural Grass

### STADIUM DIMENSIONS

**Left Field Line:** 315  
**Left Center Field:** 365  
**Center Field:** 400  
**Right Center Field:** 365  
**Right Field Line:** 330  
**Height of Wall:** 8 feet

### Ground Rules

#### Dugouts

Both dugouts play the same.  
 Steps leading to grandstand on both ends of both dugouts.....In Play  
 Ball hitting gate located at top of steps and remaining fair.....In Play  
 Ball staying on top step or ledge below green railings extending whole length of dugout.....In Play  
 Ball completely penetrating green railing and ledge.....Dead  
 Initial concrete facing of the dugout.....In Play  
 Concrete facing recessed back into dugout.....Out of Play

#### Left Field Foul Ball Area

Fly ball landing above padded wall (i.e. chain linked fence).....Out of Play  
 Ball resting on wall or pad.....Dead

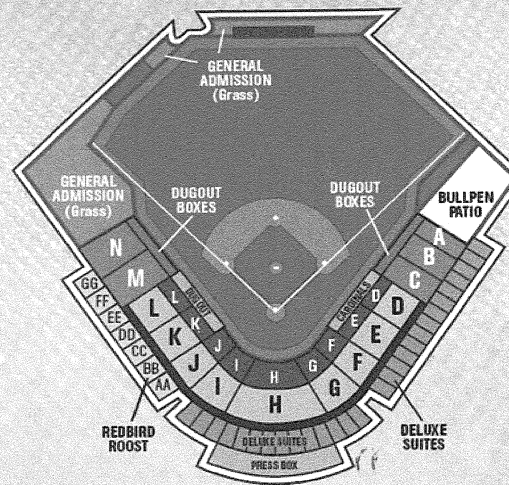
#### Outfield Wall Fair Territory

Fly ball going above yellow line.....Home Run  
 Fly ball striking green chain linked fence in outfield fair territory.....Home Run  
 Ball bouncing over the yellow line, hitting the green chain linked fence, and then bouncing back in play.....Two Bases

#### Tarp

Player may lean on, but not put feet on tarp.

# HAMMONS FIELD SEATING CHART



### SEATING/PRICING

- Redbird Roost  
In Advance-\$23.50 | Gameday-\$24.50
- Diamond Boxes  
In Advance-\$19.00 | Gameday-\$20.00
- Dugout Boxes  
In Advance-\$13.00 | Gameday-\$14.00
- Infield Field Boxes  
In Advance-\$11.00 | Gameday-\$12.00
- Outfield Field Boxes  
In Advance-\$8.00 | Gameday-\$9.00
- General Admission  
Gameday-\$6.00

(417) 863-2143

SpringfieldCardinals.com





Directions to Hammons Field

**From I-44 or US-60:**

Exit Highway 65 to Chestnut Expressway Exit  
 Go West on Chestnut Expressway and proceed to National.  
 Turn left (South) on National.  
 Turn right (West) on Trafficway.  
 Hammons Field is on the right.

**Yearly Attendance Figures**

Year	Home Games	Total Home Attendance	Home Average	Single Game High - Home	Road Games	Total Road Attendance	Road Average
2005	70	526,561	7,522	9,720, Aug. 26 vs. Tulsa	70	299,895	4,284
2006	68	492,302	7,348	10,139, July 1 vs. Wichita	70	318,940	4,556
2007	67	460,063	7,078	9,561, July 21 vs. Wichita	69	322,236	5,034

**Top 10 Regular Season Crowds**

Attendance	Opponent	Date	Day	W-L
10,139	Wichita	July 1, 2006	Saturday	L
9,720	Tulsa	August 26, 2005	Friday	W
9,561	Wichita	July 21, 2007	Saturday	W
9,555	Tulsa	July 29, 2006	Saturday	L
9,285	Tulsa	April 28, 2007	Saturday	L
9,163	Wichita	August 31, 2007	Friday	L
9,042	Arkansas	July 31, 2007	Tuesday	W
9,018	Arkansas	May 21, 2005	Saturday	L
8,994	Tulsa	July 9, 2005	Saturday	L
8,971	Tulsa	June 17, 2006	Saturday	W

\*Largest crowd at Hammons Field: 10,268

Exhibition game between Springfield Cardinals and St. Louis Cardinals - April 2, 2005

**2008 PROMOTIONS**

Promotional dates and times subject to change. For updated list, visit [www.springfieldcardinals.com](http://www.springfieldcardinals.com)



AM Pyrotechnics Friday Night Fireworks 2008 Kick-off! Cardinals vs. Cardinals (KY3 TV Broadcast)	March 28
Cardinals vs. Cardinals (The Ozarks CW TV Broadcast)	March 29
Great Southern Cardinals Schedule Magnet Giveaway (5,000 fans) AM Pyrotechnics Friday Night Fireworks Extravaganza	April 3
Great Southern Cardinals Schedule Magnet Giveaway (5,000 fans) AM Pyrotechnics Friday Night Fireworks	April 4
Hiland Dairy Ice Cream Sunday Killian Group of Companies Kids Run the Bases	April 6
Bud Light Adult 1982 Light Blue Jersey T-Shirt Giveaway (2,500 fans 21 and over)	April 17
AM Pyrotechnics Friday Night Fireworks Hardee's "Star of the Game" One lucky fan will win a Meek's Lumber Yard 12' x 12' Deck Package	April 18
Empire Bank Green Cardinals Cap Giveaway (2,500 fans) (The Ozarks CW TV Broadcast) 2008 Cardinals Challenge Series presented by Greater Springfield Area Sports Commission Mount Vernon vs. Aurora (Immediately following Cardinals game)	April 19
Hiland Dairy Ice Cream Sunday Killian Group of Companies Kids Run the Bases 2008 Cardinals Challenge Series presented by Greater Springfield Area Sports Commission Central vs. Catholic (Immediately following Cardinals game)	April 20
Leukemia/Lymphoma World Record Night	April 29
2008 Cardinals Challenge Series presented by Greater Springfield Area Sports Commission Marshfield vs. Lebanon (Immediately following Cardinals game)	April 30
AM Pyrotechnics Friday Night Fireworks	May 2
Great Southern Kids Cardinals Red T-Shirt Giveaway (2,500 fans 12 and under) (The Ozarks CW TV Broadcast)	May 3

## 2008 PROMOTION DATES

(continued)

BCFO "Pink in the Park" & Almost Mother's Day Pink Carnation Giveaway  
Sponsored by Linda's Flowers (2,000 Moms)  
Hiland Dairy Ice Cream Sunday  
Killian Group of Companies Kids Run the Bases  
2008 Cardinals Challenge Series  
presented by Greater Springfield Area Sports Commission  
Pierce City vs. Purdy (Immediately following Cardinals game)

May 4

Cinco de Mayo Celebration

May 5

2008 Cardinals Challenge Series  
presented by Greater Springfield Area Sports Commission  
Stoutland vs. St. James (Immediately following Cardinals game)

May 6

AM Pyrotechnics Friday Night Fireworks

May 16

Armed Forces Day & Fort Leonard Wood Appreciation  
AM Pyrotechnics Saturday Night Mid-Missouri Credit Union Fireworks  
(The Ozarks CW TV Broadcast)

May 17

Three Dog Bakery "Bark in the Park" (All Dogs welcome)  
Cox Health "Skin Cancer Awareness" (Sun Screen for all fans)  
Hiland Dairy Ice Cream Sunday  
Killian Group of Companies Kids Run the Bases

May 18

Henry's Towing Cardinals Fan Scroll Giveaway (2,500 fans)

May 28

Hardee's "Star of the Game"  
Big Gas Grill Giveaway to one lucky fan 21 and older  
AM Pyrotechnics Fireworks

May 30

American Family Insurance/Ozarks Food Harvest Day

May 31

American Family Insurance/Ozarks Food Harvest Day  
Hiland Dairy Ice Cream Sunday  
Killian Group of Companies Kids Run the Bases

June 1

Hiland Dairy Ice Cream Sunday  
Killian Group of Companies Kids Run the Bases

June 8

Missouri Lottery "Scratchers" Giveaway (1,000 fans 21 and older)

June 11

AM Pyrotechnics Fireworks

June 13

Cox Health Men's Health Day Knock Out Prostate Cancer  
(The Ozarks CW TV Broadcast)

June 14

Cox Health Father's Day Red Cardinals Cap Giveaway (2,500 Dads)  
Hiland Dairy Ice Cream Sunday  
Killian Group of Companies Kids Run the Bases

June 15

## 2008 PROMOTION DATES

(continued)

Season Ticket Holder Appreciation Night  
AM Pyrotechnics Friday Night Fireworks

June 20

2008 Texas League All-Star Game presented by Great Southern  
Great Southern All-Star Lanyard Giveaway (5,000 fans)  
AM Pyrotechnics All-Star Fireworks Spectacular  
(The Ozarks CW TV Broadcast)

June 25

Auto Magic / Jiffy Lube Cardinals 2004 NL Champions Replica Ring Giveaway (2,500 fans)

June 26

Hardee's "Star of the Game"  
Car-Fi Car Stereo package to one lucky fan (21 and older)  
AM Pyrotechnics Fireworks

June 27

Ozarks Coca-Cola Cardinals Black Cap Giveaway (2,500 fans)

June 28

Hiland Dairy Ice Cream Sunday  
Killian Group of Companies Kids Run the Bases

June 29

Principal Financial Group Family Fun Fest  
AM Pyrotechnics Fireworks

July 1

AM Pyrotechnics Fireworks

July 11

Hiland Dairy Cardinals Lunch Box Back Pack Giveaway (2,500 kids 12 and under)  
(The Ozarks CW TV Broadcast)

July 12

Children's Miracle Network Day  
(KY3 TV Broadcast)  
Hiland Dairy Ice cream Sunday  
Killian Group of Companies Kids Run the Bases

July 13

Hardee's "Star of the Game"  
Luxury Suite Night for 18 to one lucky fan 21 and older  
AM Pyrotechnics Fireworks

July 18

Hiland Dairy Ice Cream Sunday  
Killian Group of Companies Kids Run the Bases

July 20

Meeks Downs Syndrome Chromosome 21 "Buddy Walk"  
AM Pyrotechnics Fireworks sponsored by Meeks Lumber Yards

July 21

Missouri Lottery "Scratchers" Giveaway (1,000 fans 21 and older)

July 22

Justice Jewelers 1-Carat Diamond Giveaway  
1,000 Cubic Zirconias and one 1-Carat Diamond to be giben away (fans 21 and older)

July 23

Cody's Cardinals Car Mug Giveaway (2,500 fans 16 years and older)

July 24



**2008 PROMOTION DATES**  
(continued)

AM Pyrotechnics Fireworks

The Ozarks CW TV Broadcast)

Hiland Dairy Ice Cream Sunday  
Killian Group of Companies Kids Run the Bases  
(KY3 TV Broadcast)

Hardee's Colby Rasmus Bobblehead Giveaway (2,500 fans)

Hardee's "Star of the Game"  
Stereo One 50" TV to one lucky fan 18 and older  
AM Pyrotechnics Fireworks

St. John's Sports Medicine Athletic Grey T-Shirt Giveaway (2,500 fans)  
(The Ozarks CW TV Broadcast)

Hiland Dairy Ice Cream Sunday  
Killian Group of Companies Kids Run the Bases

(The Ozarks CW TV Broadcast)

Hiland Dairy Ice Cream Sunday  
Killian Group of Companies Kids Run the Bases

Allegiant Airlines Free Ticket Giveaway (18 Roundtrip Tickets to be given away)

Chevy Dealers of the Ozarks Baseball Card Giveaway (3,000 fans)

Missouri Lottery "Scratchers" Giveaway (1,000 fans 21 older)

Drury University Night

Fan Appreciation Night (All fans receive FREE 2009 ticket voucher)  
AM Pyrotechnics Fireworks  
18' Tracker Boat Grand Prize winner  
Rick's Automotive Balloon Ride Winner  
Car-Fi / Stereo One Lucky Fan Giveaway  
Basket Case One Lucky Fan Giveaway  
(KY3 TV Broadcast)

August 1

August 2

August 3

August 4

August 15

August 16

August 17

August 23

August 24

August 25

August 26

August 27


August 28

August 29

# Logos



**"State Logo"**  
Worn on the left sleeve of uniforms



**"Birds on the Bat Logo"**  
Worn on the front of jerseys as the main logo



**"S Logo"**  
Worn on all hats and helmets



**"Sluggerbird Logo"**  
Worn during all Sunday home games as well as special games throughout the season

# 2008 SCHEDULE

Plus! Exhibition vs. STL Cardinals March 28-29, 2008							APRIL							MAY							Season Ticket Holder Appreciation Night June 20, 2008							JUNE															
SUN	MON	TUE	WED	THUR	FRI	SAT	SUN	MON	TUE	WED	THUR	FRI	SAT	SUN	MON	TUE	WED	THUR	FRI	SAT	SUN	MON	TUE	WED	THUR	FRI	SAT																
		1	2	7:10 3	7:10 4	2:10 5						7:10 1	7:10 2	6:10 3	6:10 1	7:10 2		3	7:05 4	7:05 5	7:05 6	7:05 7																					
6:10 6	7:10 7	12:10 8	9	7:00 10	7:00 11	7:00 12	2:10 4	7:10 5	12:10 6	7:00 7	7:00 8	7:30 9	7:00 10	6:10 8	7:10 9	7:10 10	7:10 11	7:10 12	7:10 13	6:10 14	4:00 13	6:30 14	6:30 15	16	7:10 17	7:10 18	2:10 19	11	7:10 12	7:10 13	7:10 14	7:10 15	7:10 16	6:10 17	6:10 15	7:10 16	7:10 17	7:10 18	7:10 19	7:05 20	7:05 21		
MID	MID	MID		FRIS	FRIS	FRIS	ARK	ARK	ARK	NWA	NWA	NWA	NWA	ARK	ARK	ARK	ARK	ARK	NWA	NWA	MID	MID	MID		TUL	TUL	TUL	ARK	ARK	ARK	ARK	TUL	TUL	NWA	ARK	ARK	ARK	ARK	TUL	TUL			
2:10 20	7:00 21	7:00 22	7:00 23	7:00 24	7:05 25	6:35 26	2:10 18	7:10 19	20	7:05 21	7:05 22	7:05 23	7:05 24	2:05 22	12:05 23	24	25	7:10 26	7:10 27	6:10 28	2:05 27	10:05 28	7:10 29	12:10 30																			
TUL	NWA	NWA	NWA	NWA	TUL	TUL	TUL	TUL		SAN	SAN	SAN	CC	TUL	TUL			FRIS	FRIS	FRIS	TUL	NWA	NWA																				
2:05 27	10:05 28	7:10 29	12:10 30				2:05 25	1:05 26	27	7:10 28	7:10 29	7:10 30	6:10 31	6:10 29	7:10 30						TUL	TUL	NWA	NWA																			
TUL	TUL	NWA	NWA				CC	CC		SAN	SAN	SAN	CC	MID	MID																												
		7:10 1	2	7:00 3	7:00 4	7:00 5							7:10 1	6:10 2			1:30 1	2	3	4	5	6																					
6:00 6	7:00 7	7:00 8	9	7:10 10	7:10 11	6:10 12	6:10 3	7:10 4	5	7:05 6	7:05 7	7:05 8	7:05 9	7	8	9	10	11	12	13	MID	MID	MID		NWA	NWA	NWA	TUL	TUL		SAN	SAN	SAN	CC									
MID	MID	MID		NWA	NWA	NWA	TUL	TUL		SAN	SAN	SAN	CC								9	10																					
6:10 13	7:05 14	7:05 15	7:05 16	7:05 17	7:10 18	6:10 19	6:05 10	7:05 11	12	7:10 13	7:10 14	7:10 15	6:10 16	14	15	16	17	18	19	20	NWA	TUL	TUL	TUL	NWA	NWA	NWA	CC	CC		SAN	SAN	SAN	CC									
NWA	TUL	TUL	TUL	NWA	NWA	NWA	CC	CC		SAN	SAN	SAN	CC								21	22	23	24	25	26	27																
6:10 20	7:10 21	7:10 22	7:10 23	7:10 24	7:30 25	7:00 26	6:10 17	7:10 18	7:00 19	7:00 20	7:00 21	7:30 22	6:10 23	21	22	23	24	25	26	27	NWA	NWA	ARK	ARK	NWA	NWA	NWA	CC	CC		NWA	NWA	NWA	ARK									
NWA	NWA	ARK	ARK	NWA	NWA	NWA	CC	CC		NWA	NWA	NWA	ARK																														
4:00 27	7:00 28	7:10 29	7:10 30	7:10 31			6:00 24	7:10 25	7:10 26	7:10 27	7:10 28	7:10 29	7:10 30	28	29	30				NWA	NWA	ARK	ARK	ARK																			
NWA	NWA	ARK	ARK	ARK			6:00 24	7:10 25	7:10 26	7:10 27	7:10 28	7:10 29	7:10 30	28	29	30																											
							ARK	ARK	ARK	TUL	TUL	TUL	TUL	ARK																													

Dates and times are subject to change.

HOME GAMES

AWAY GAMES

Hammons Field is located in downtown Springfield at John Q. Hammons Parkway and East Trafficway.

Arkansas Travelers (ARK)

Corpus Christi Hooks (CC)

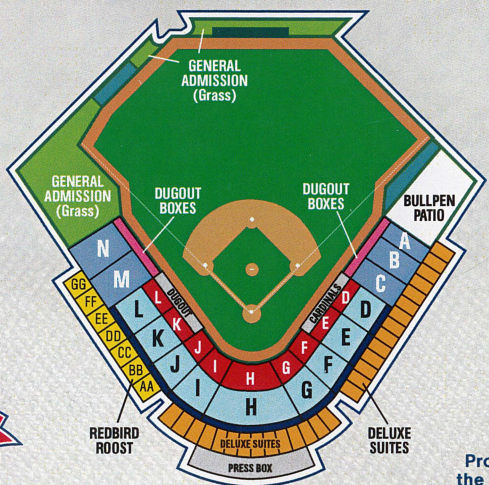
Frisco RoughRiders (FRIS)

Midland RockHounds (MID)

NW Arkansas Naturals (NWA)

San Antonio Missions (SAN)

Tulsa Drillers (TUL)



PRESENTED BY  
**Great Southern**  
June 25, 2008

Proud Double-A affiliate of the 10-time World Champion St. Louis Cardinals.