

OMAHA STORM CHASERS GAME NOTES

vs. LOUISVILLE BATS

RHP Daniel Mengden (0-0, -- ERA) vs. RHP Levi Stoudt (1-2, 5.68 ERA)

Saturday, May 6, 2023 | Game #30 | Home Game #17

6:35 p.m. CT | Werner Park | Papillion, Nebraska

Radio: stormchasers.mixlr.com | TV: Bally Live, MiLB.TV

11-18

12-18





Omaha Storm Chasers | 12356 Ballpark Way, Papillion, Nebraska 68046 | (402) 738-5100 | OmahaStormChasers.com | @OMASstormChasers

UPCOMING SCHEDULE & PROBABLE PITCHERS

UPCOMING GAMES	OPPONENT	TIME (CT)	PROBABLE PITCHERS
Sunday, May 7	LOUISVILLE	2:05 p.m. CT	TBD vs. LHP Andrew Abbott (1-0, 1.80 ERA)
Tuesday, May 9	@ Scranton/WB	5:05 p.m. CT	TBD vs. TBD
Wednesday, May 10	@ Scranton/WB	10:05 a.m. CT	TBD vs. TBD
Thursday, May 11	@ Scranton/WB	5:35 p.m. CT	TBS vs. TBD

THE MATCHUP

(UNDERLINE = MiLB LEADER) (BOLD = TRIPLE-A LEADER) (ITALICS = TRIPLE-A WORST)

			
.250 (12TH) AVG > .261 (5TH)	5.85 (19TH) < ERA	6.02 (20TH)	
156 (9TH) < R	153 (11TH)	1.62 (17TH) < WHIP	1.66 (19TH)
244 (13TH) H > 261 (4TH)	288 (20TH)	AVG > .269 (16TH)	
36 (9TH) HR > 41 (6TH)	257.0 (10TH) < IP	251.1 (15TH)	
124 (16TH) BB > 130 (11TH)	294 (20TH)	H > 259 (12TH)	
248 (6TH) < K	289 (17TH)	186 (19TH) < R	188 (20TH)
52 (7TH) < SB	27 (14TH)	42 (18TH) HR > 33 (7TH)	
339 (17TH) OBP > .351 (7TH)	122 (5TH) < BB	158 (18TH)	
429 (9TH) SLG > .447 (7TH)	239 (18TH) < K	214 (20TH)	
.768 (9TH) OPS > .798 (7TH)	0 (15TH) - SHO	0 (15TH)	

ALL-TIME vs. Louisville 146-144 (.503)
 ALL-TIME at Omaha (Since 2021) 9-7 (.536)
 ALL-TIME at Louisville (Since 2021) 6-6 (.500)

2023 vs. Bats 1-3 (.250)
 2023 at Werner Park 1-3 (.250)
 2023 at Louisville Slugger Field

DATE	H/R	SCORE	WIN	LOSS	SAVE
5/2	H	L, 10-4	A. Abbott	M. Castillo	-
5/3	H	L, 7-4	B. Lively	M. Martinez	-
5/4	H	L, 12-10	R. Wynne	D. Parrish	-
5/5	H	W, 6-2	M. Mayers	B. Williamson	J. Kowar
5/6	H				
5/7	H				
8/1	R				
8/2	R				
8/3	R				
8/4	R				
8/5	R				
8/6	R				
8/29	H				
8/30	H				
8/31	H				
9/1	H				
9/2	H				
9/3	H				

STORM CHASERS ON THE RISE

Omaha players that appear on a Top-30 Royals prospects ranking

PLAYER (Position)	MLB PIPELINE	BASEBALL AMERICA
Nick Loftin (INF/OF)	Royals No. 4	Royals No. 8
Tyler Gentry (OF)	Royals No. 8	Royals No. 7
Samad Taylor (INF/OF)	Royals No. 21	Royals No. 24
Tucker Bradley (OF)	Royals No. 25	-
Jackson Kowar (RHP)	-	Royals No. 17
Max Castillo (RHP)	-	Royals No. 18

STORM CHASERS PRESS BOX



Game Notes compiled by Nicholas Badders

Credential Requests: nicholasb@omahastormchasers.com

Omaha Storm Chasers gameday information, as well as the 2023 Storm Chasers Media Guide can be found at milb.com/omaha/ballpark/media or by scanning the QR code to the right.



YESTERDAY'S GAME

	1	2	3	4	5	6	7	8	9	R	H	E	LO
 Louisville	1	0	0	0	0	0	0	1	0	2	7	1	7
 Omaha	0	2	0	0	0	1	3	0	x	6	5	0	3

WIN: Mike Mayers (2-1) | LOSS: Brandon Williamson (1-4) | SAVE: Jackson Kowar (1)

PAPILLION, NEB. – Omaha Storm Chasers starting pitcher **Mike Mayers** fired his second quality start of the season Friday night and third baseman **Nick Loftin** drove in four runs, in a 6-2 win over the Louisville Bats at Werner Park, Omaha's first win of the series.

After Mayers allowed a leadoff home run in the top of the 1st inning to Louisville's **Michael Siani**, Siani's second leadoff homer this week, he settled into a groove and kept the Bats off the rest of the board through the rest of his start ... he retired his last 10 hitters, including a double play and 18 of his last 20 batters in the game, also striking out five.

After Siani's home run in the first, 12 of the 22 runs Mayers has allowed this year have come in the first inning.

Catcher **Jackson Reetz** put Omaha ahead in the 2nd inning, with a two-run homer, that scored **Brewer Hicklen** from first, his second home run of the season.

The Chasers stayed on top by a run until the 6th inning, when **Nick Loftin** cranked his sixth homer of the season out to left field to open the inning, doubling the lead to 3-1.

Loftin added three more runs in the seventh, with a three-run double that appeared a foot away from clearing the wall for a grand slam.

Behind Mayers, **Walter Pennington** made his Triple-A debut in the 7th inning, retiring the side 1-2-3, including a pair of strikeouts to begin his Chasers' tenure.

After Pennington loaded the bases with one out in the 8th inning, **Jackson Kowar** came in from the bullpen and while he allowed one of three inherited runners to score, worked out of the eighth and stranded a pair of runners on in the 9th to earn his first save of the season in the 6-2 win, as he was credited with 1.2 scoreless innings.

Back in the lineup, center fielder **Dairon Blanco** finished the day 2-for-3 with two steals, as he swiped second base in the 2nd and 7th innings, both coming after singles.

NOTES AND NUGGETS

ROLLING IN THE DEEP

With 6.0 innings from Mike Mayers yesterday Omaha starting pitchers have combined to throw 134.0 innings this season, the 4th-most among International League teams, however the 6.75 ERA ranks as the worst in the 20-team league.

- Omaha starters have thrown at least 5.0 innings in 17 of 29 games this season, including 15 of the last 16 ... in that 16 game stretch since April 18, the staff's 85.1 innings throw by Chasers starters are the most of any Minor League club (closest: Memphis Redbirds, 81.1 IP).
- The last 16 games have featured five quality starts, from **Mike Mayers** (4/18 and 5/5), **Jonathan Heasley** (4/19), **Austin Cox** (4/27) and **Drew Parrish** (4/28).
- While they're generally going deep into games, Omaha starters are receiving an average of 2.52 runs of support per start ... they're 8-5 when getting at least 3 runs of support and 3-13 when getting 2 or less, with 6 games of 0 run support for the starter.

OMAHA DEBUTANTS

With 1.1 innings pitched yesterday, **Walter Pennington** is the fifth player this season to make their Triple-A debut and the second this week.

- Pennington threw a 1-2-3 seventh inning on 8 pitches and struck out his first two batters, then loaded in the bases in the 8th before giving way to **Jackson Kowar**, who allowed one of the three inherited runners to score.
- In Thursday's game, right-hander **Jonah Dipoto** made his Triple-A debut, as he threw 1.0 innings with two unearned runs and like Pennington, struck out two.
- On March 31 at Indianapolis, three Omaha hitters made their Triple-A debuts and all recorded hits – **CJ Alexander** (3-for-5), **Tucker Bradley** (3-for-4) and **Tyler Gentry** (1-for-5).

CATCH ME IF YOU CAN

Omaha has gone 9-for-10 in stolen base attempts this week, including four steals in four attempts yesterday.

- Omaha's 52 steals are tied second both in the International League and in Triple-A (tied with the Lehigh Valley IronPigs) but trailing 62 steals from the Worcester Red Sox ... they're tied ninth in the Minors in steals.
- Samad Taylor**'s 16 steals rank tied 2nd in the International League, while **Dairon Blanco**'s 15 are tied 4th in the league ... Taylor is tied 5th among all Minor League hitters in steals with 16, trailing the MiLB leader with 20, **Victor Scott II** of the Peoria Chiefs (Cardinals High-A).

DANG DANIEL! BACK AT IT AGAIN

Today, right-handed pitcher **Daniel Mengden** was activated from the Development List to make the start for the Chasers against Louisville, his second season with Omaha.

- Mengden signed a Minor League free agent deal with Kansas City on March 29 and began the season on the Development list, before joining the club today.
- Last year, he pitched in 25 games (20 starts) with the Chasers and went 7-7 with a 5.25 ERA, while pitching 5 games (1 start) for the Royals.
- When he takes the mound, Mengden will become the 36th different player to appear in a game with Omaha this season ... he'll be the 25 that has previously played with Omaha, meaning 69% of this year's Storm Chasers players are returners to the club.

AT A GLANCE

RECENT

Last 5 Games 2-5
 Last 10 Games 3-7
 Last 20 Games 6-14

HOME/AWAY

Home Games 4-12
 Away Games 7-6

TIME OF DAY

Night Games 5-11
 Day Games 6-7

MONTH

March 1-0
 April 9-15
 May 1-3
 June
 July
 August
 September

OPPONENT

vs. Columbus
 vs. Gwinnett 1-5
 vs. Indianapolis 3-0
 vs. Iowa 2-2
 vs. Louisville 1-3
 vs. Memphis
 vs. Nashville 2-4
 vs. Rochester
 vs. Scranton/WB
 vs. St. Paul
 vs. Toledo 2-4

DAY OF THE WEEK

on Monday
 on Tuesday 0-5
 on Wednesday 1-4
 on Thursday 1-4
 on Friday 4-2
 on Saturday 2-2
 on Sunday 3-1

THIS HOMESTAND

Record 1-3
 Batting Average (.234)
 Runs/Per Game 24/6.0
 Home Runs 3
 ERA 7.00 (28 ER / 36.0 IP)
 Strikeouts (K/9) 34 (8.5)
 Saves/Opportunities ... 1/1

QUICK FACTS

Founded.....	2011 (1969-2010: Omaha Royals)
Colors.....	Royal Blue, Twister Gold, Blackout Black
League.....	International League (Since 2021)
Ownership.....	Alliance Baseball Omaha LLC
General Manager.....	Laurie Schlender (4th Year)
Home Ballpark (Capacity).....	Werner Park (9,023, 6,254 fixed seats)
Dimensions.....	LF- 310 CF- 402 RF- 315

ROSTER BREAKDOWN

Age 22.....0	Native of Cuba.....1
Age 23.....0	Native of Dominican Republic.....2
Age 24.....4	Native of United States.....24
Age 25.....3	Native of Venezuela.....2
Age 26.....9	Acquired by Royals via Free Agency.....10
Age 27.....6	(International).....1 (Minor League) ...6 (Undrafted).....3
Age 28.....2	Acquired by Royals via Trade.....6
Age 29.....1	Acquired by Royals via Waivers.....1
Age 30.....1	Acquired by Royals via First Year Player Draft.....11
Age 31.....2	(High School).....0 (Rounds 1-5).....3 (2015-17 Drafts).....2
Age 32.....0	(2nd Year/College).....1 (Rounds 6-10).....3 (2018 Draft).....4
Average Age26 Years 209 Days	(3rd Year/College).....7 (Rounds 11-20).....2 (2019 Draft).....3
Median Age.....26	(4th+ Year/College).....3 (Rounds 21-40).....3 (2020 Draft).....2

PRO-NUN-SEE-AY-SHUNS

PLAYERS

0 SAMAD TAYLOR.....	(suh-mod)
2 RYAN GOINS.....	(GO-ins)
6 CLAY DUNGAN.....	(duhn-ginn)
15 FRANMIL REYES.....	(fran-MEAL)
16 DAIRON BLANCO.....	(DYE-rone)
17 ANGELO CASTELLANO.....	(kass-tay-AH-noh)
21 MIKE MAYERS.....	(MY-ers)
36 DANIEL MENGDEN.....	(MING-den)
37 JACKSON KOWAR.....	(coh-wahr)
41 ANDRÉS NÚÑEZ.....	(ahn-drez NOON-yez)
44 RYAN WEISS.....	(wyss)
45 JOSE CUAS.....	(kwas)
50 MAX CASTILLO.....	(ca-STEE-yo)
55 JONAH DIPOTO.....	(dih-POH-to)
58 BROOKS KRISKE.....	(KRIS-kee)
62 NICK WITTGREN.....	(wit-grinn)

COACHES

23 MIKE JIRSCHLE.....	(jursh-LEE)
33 DAVID NOWORYTA.....	(Nova-REE-tah)
52 BIJAN RADEMACHER.....	(bee-ZHON RAH-de-moch-err)

UNIFORM RECORDS

STANDARD UNIFORMS

Blue Vortex Home: 2-7 Road: 0-0	Blue O-Bolt Home: 0-1 Road: 7-6	Powder SC Home: 2-3 Road: 0-0	Powder O Home: 0-0 Road: 0-0
Home White Home: 1-7 Road: 0-0	Road Grey Home: 0-0 Road: 3-4	Blue O-Bolt Home: 0-1 Road: 4-2	Powder Blue Home: 2-3 Road: 0-0

SPECIALTY/THEME NIGHTS

Black O-Bolt Home: 0-1 Road: 0-0	Patriotic Home: 0-0 Road: 0-0	Runzas Home: 0-0 Road: 0-0	Cattlemen Home: 0-0 Road: 0-0	Rockets Home: 0-0 Road: 0-0	Marvel Home: 0-0 Road: 0-0	Throwback Home: 0-0 Road: 0-0
Community Home: 0-1 Road: 0-0	Star Wars Home: 1-0 Road: 0-0	Patriotic Home: 0-0 Road: 0-0	Runzas Home: 0-0 Road: 0-0	Cattlemen Home: 0-0 Road: 0-0	Rockets Home: 0-0 Road: 0-0	Marvel Home: 0-0 Road: 0-0

RECENT TRANSACTIONS

2023 BREAKING ROSTER

Pitchers (15): RHP Max Castillo, LHP Austin Cox, RHP Jonathan Heasley, RHP Jackson Kowar, RHP Brooks Kriske, LHP Marcelo Martinez, RHP Mike Mayers, RHP Andrés Núñez, LHP Drew Parrish, LHP Evan Sisk, RHP Collin Snider, RHP Josh Staumont, LHP Josh Taylor, RHP Ryan Weiss, RHP Nick Wittgren

Catchers (3): Freddy Fermin, Logan Porter, Jakson Reetz

Infielders (6): CJ Alexander, Angelo Castellano, Maikel Garcia, Nick Loftin, Nick Pratto, Samad Taylor

Outfielders (3): Dairon Blanco, Tucker Bradley, Brewer Hicklen


- 3/31 Kansas City Royals announce Breaking Roster
- 4/5 1B **Nick Pratto** recalled by KANSAS CITY from Omaha
- 4/6 1B **Nick Pratto** optioned to Omaha
- 4/12 LHP **Josh Dye** activated from the Development List
- 4/14 RHP **Josh Staumont** recalled by KANSAS CITY from Omaha
- 4/16 RHP **Dylan Coleman** optioned to Omaha
- 4/16 LHP **Josh Taylor** recalled by KANSAS CITY from Omaha
- 4/21 C **Freddy Fermin** recalled by KANSAS CITY from Omaha
- 4/25 OF **Brewer Hicklen** activated from the 7-Day Injured List
- RHP **Zach Willeman** released
- 4/27 OF **Nate Eaton** optioned to Omaha
- 4/28 1B **Nick Pratto** recalled by KANSAS CITY from Omaha
- 4/29 C **Freddy Fermin** optioned to Omaha (AAA)
- 5/2 INF **Maikel Garcia** recalled by KANSAS CITY from Omaha
- 5/2 C **Freddy Fermin** recalled by KANSAS CITY from Omaha
- LHP **Josh Dye** released
- 5/3 RHP **Jonah Dipoto** transferred to Omaha from NW Arkansas (AA)
- LHP **Walter Pennington** transferred to Omaha from NW Arkansas (AA)
- LHP **Austin Cox** selected by Kansas City from Omaha
- RHP **Jose Cuas** optioned to Omaha

- 5/4 LHP **Marcelo Martinez** played on the Development List
- OF **Franmil Reyes** optioned to Omaha
- INF **Clay Dungan** activated from the 7-Day Injured List
- LHP **Austin Cox** optioned to Omaha
- 5/5 RHP **Jonathan Heasley** recalled by KANSAS CITY from Omaha
- OF **Nate Eaton** recalled by KANSAS CITY from Omaha
- 5/6 RHP **Daniel Mengden** activated from the Development List



MANAGER: MIKE JIRSCHLE • #23

- Mike Jirschele returns for his 15th season as Omaha's manager, his 18th season managing in Minor League Baseball and 32nd season overall with the Royals organization, named to the position of Storm Chasers manager on January 13, 2023, after previously managing Triple-A Omaha from 1995-97 and 2003-13.
- Jirschele served on the Kansas City Royals coaching staff as the Third Base Coach from 2014-19 and won the World Series in 2015. Jirschele most recently served as the bench coach under manager Chris Witheridge during the 2022 season with the Double-A Northwest Arkansas Naturals. He spent the 2021 season as Witheridge's bench coach for the High-A Central champion Quad Cities River Bandits and served as Special Assistant to the General Manager in 2020.
- In his second stint as Omaha's manager, over 11 years from 2003 to 2013, he led the team to four division titles, three consecutive trips to the Pacific Coast League Championship Series (2011-2013), two PCL titles (2011, 2013) and the team's first of two Triple-A National Championships in 2013.
- He earned the 2011 Mike Coolbaugh Award for *outstanding baseball work ethic, knowledge of the game and skill in mentoring young players on the field* and he is a four-time recipient of the Dick Howser Award (1992, 1994, 2005, 2011), recognizing outstanding work in player development within the Royals organization.
- Prior to his time with Omaha and Kansas City, he served as the Royals Minor League Infield Coordinator for four years, from 1998-2002, and he held managerial positions with Wilmington (1994), Rockford (1993) and the Gulf Coast Royals (1992).
- He appeared 999 games in the Minor Leagues across 13 years, between 1977 and 1990, including 22 games with the Omaha Royals between 1988 and 1989.



PITCHING COACH: DANE JOHNSON • #59

- Dane Johnson enters his fourth year in the Royals organization and as the Storm Chasers pitching coach, after joining Kansas City ahead of the 2020 season. 2023 marks his 24th season coaching overall.
- He previously spent one season in the Miami Marlins organization (2019) as a Pitching Consultant and 19 seasons with the Toronto Blue Jays as a Minor League Pitching Coach from 2000-03, Pitching Coordinator from 2004-14 and Major League Bullpen Coach from 2015-18.
- Prior to entering coaching, spent 15 years as a player, including over 280 games in the Minor Leagues and parts of three seasons in the Majors with the Chicago White Sox (1994), Blue Jays (1996) and Oakland Athletics (1997), also playing two seasons (1990-1991) in the Chinese Professional Baseball League.
- Johnson and his wife, Gina, reside in Palm Harbor, Florida. They have two children: a daughter, Madison (31), and son, Cobi (27).



HITTING COACH: BIJAN RADEMACHER • #52

- Bijan Rademacher (*bi-ZHON RAH-de-moch-err*) joins the Royals as the Omaha Storm Chasers Hitting Coach this year after spending the last two years with the Arizona Diamondbacks as their Minor League Hitting Coordinator (2021) and ACL Hitting Coach (2022).
- Prior to coaching, he spent eight years playing professionally (2012-2019), spanning seven seasons in the Chicago Cubs organization (2012-18) and slashed .280/.361/.402 over 702 career MiLB games, reaching as high as Triple-A. He also played one season in independent baseball (2019) with the New Britain Bees in the Atlantic League, in addition to an offseason in the Mexican Pacific Winter League.
- Over 243 career Triple-A games with the Iowa Cubs, he played 11 games at Werner Park and was a .378 hitter (14-for-37) with one homer and 5 runs batted in while playing in Omaha.
- Rademacher lives in Tempe, Arizona with his wife Melissa.



BENCH COACH: DAVID NOWORYTA • #33 (3RD BASE COACH)

- David Noworyta (*Nova-REE-tah*) enters his second year in the Royals organization and first as Omaha's Bench Coach, after making his coaching debut in 2022 as the Assistant Hitting Coach for the River Bandits Kansas City's High-A affiliate.
- Prior to coaching, he spent four years playing professionally (2018-21), including three minor league seasons in the Detroit Tigers organization (2018-20), and one with the Independent Pioneer League's Billings Mustangs in 2021. Before signing with Detroit in 2018, Noworyta graduated from the University of Hawaii with a bachelor's degree in communications and journalism, and played in parts of three seasons for their baseball team.
- Noworyta attended Holy Cross Academy (N.J.), where he played baseball and basketball, and was selected by the Royals in the 37th round of the 2014 MLB Draft. He resides in Hainesport, N.J. in the offseason.



CERTIFIED ATHLETIC TRAINER: JAMES STONE

- James Stone is entering his fifth season as the Certified Athletic Trainer for the Storm Chasers after serving the previous seven seasons with the Wilmington Blue Rocks (Royals High-A), including the 2015 season, in which he was named Carolina League Athletic Trainer of the Year.
- He joined the Kansas City organization in 2010 as the athletic trainer for the Class-A Burlington Bees. He came to the Royals after spending one season with the Central Valley Coyotes (Fresno, California) in Arena Football 2.
- Stone worked three seasons in the Florida Marlins organization, with stops in Jupiter (2008), Greensboro (2007) and Jamestown (2006), winning New York-Penn League Trainer of the Year honors in 2006.
- He was the Strength and Conditioning Coach for the Baltimore Orioles Class-A affiliate, the Delmarva Shorebirds, in 2005.
- Stone graduated with a bachelor's of science in kinesiology from Cal State-Northridge. He resides in Simi Valley, California with his dog, Ozzie.



STRENGTH & CONDITIONING COACH: YANNICK PLANTE

- Yannick Plante is entering his third season as the Strength & Conditioning Coach for the Storm Chasers, after being slated to serve in that role with Northwest Arkansas in 2020.
- He began with the Kansas City Organization in 2019 as the athletic trainer for the Burlington Royals (Advanced Rookie, Appalachian League). He was then a staff member of the Surprise Saguaros of the Arizona Fall League in the fall of 2019.
- Plante has a master's degree in kinesiology from the University of Calgary and a bachelor's degree in human kinetics with specialization in biophysics from the University of Ottawa. He currently lives in Ottawa, Ontario.



TONY MEDINA
MINOR LEAGUE/LATIN AMERICA
MEDICAL COORDINATOR



BEN NICHOLAS
PLAYER DEVELOPMENT TRAINEE



JEREMY OWENS
PLAYER DEVELOPMENT TRAINEE

Daniel Mengden - Pitching - Stat Splits - 2022 - Regular Season

Split	Team	W	L	ERA	G	GS	CG	SHO	SV	IP	H	R	ER	HR	HB	BB	IBB	SO	WHIP	AVG	AB	WP	BK	GIDP	TBF	NP-S
Home Games	OMA	4	5	6.43	13	11	0	0	0	56.0	57	41	40	16	2	32	0	52	1.59	.266	214	1	1	5	249	954 - 582
Away Games	OMA	3	2	3.91	12	9	0	0	0	53.0	49	24	23	8	1	24	0	41	1.38	.246	199	4	0	5	224	865 - 545
Day Games	OMA	2	1	7.84	5	4	0	0	0	20.2	26	18	18	7	1	5	0	18	1.50	.302	86	1	0	0	92	358 - 241
Night Games	OMA	5	6	4.58	20	16	0	0	0	88.1	80	47	45	17	2	51	0	75	1.48	.245	327	4	1	10	381	1461 - 886
On Grass	OMA	7	7	5.20	25	20	0	0	0	109.0	106	65	63	24	3	56	0	93	1.49	.257	413	5	1	10	473	1819 - 1127
April	OMA	0	2	9.69	4	4	0	0	0	13.0	18	14	14	6	2	9	0	13	2.08	.316	57	0	0	0	68	279 - 176
May	OMA	4	1	4.73	6	5	0	0	0	26.2	24	14	14	5	0	13	0	27	1.39	.240	100	1	0	2	113	421 - 257
June	OMA	1	0	2.77	2	2	0	0	0	13.0	7	4	4	1	0	7	0	9	1.08	.171	41	1	1	3	49	186 - 102
July	OMA	1	1	4.29	5	4	0	0	0	21.0	21	11	10	2	0	9	0	18	1.43	.266	79	3	0	1	88	346 - 213
August	OMA	0	1	2.08	4	2	0	0	0	17.1	14	4	4	2	0	12	0	9	1.50	.233	60	0	0	3	72	274 - 167
September	OMA	1	2	8.50	4	3	0	0	0	18.0	22	18	17	8	1	6	0	17	1.56	.289	76	0	0	1	83	313 - 212
On Mondays	OMA	0	1	11.25	1	1	0	0	0	4.0	6	5	5	2	0	1	0	6	1.75	.333	18	0	0	0	19	78 - 54
On Tuesdays	OMA	2	3	5.10	7	5	0	0	0	30.0	25	18	17	8	2	16	0	34	1.37	.221	113	1	0	0	131	502 - 310
On Wednesdays	OMA	0	2	6.08	6	6	0	0	0	26.2	34	18	18	6	0	14	0	17	1.80	.318	107	0	0	3	121	458 - 293
On Thursdays	OMA	1	1	5.09	4	3	0	0	0	17.2	12	10	10	3	1	14	0	14	1.47	.197	61	1	1	3	77	303 - 170
On Fridays	OMA	0	0	2.70	1	1	0	0	0	3.1	4	1	1	1	0	2	0	3	1.80	.286	14	0	0	0	16	66 - 39
On Saturdays	OMA	2	0	0.61	3	2	0	0	0	14.2	10	2	1	0	0	7	0	8	1.16	.208	48	2	0	4	55	211 - 125
On Sundays	OMA	2	0	7.82	3	2	0	0	0	12.2	15	11	11	4	0	2	0	11	1.34	.288	52	1	0	0	54	201 - 136
In games following a win	OMA	1	3	6.31	9	8	0	0	0	35.2	40	25	25	12	2	16	0	35	1.57	.280	143	2	0	1	161	627 - 391
In games following a loss	OMA	6	4	4.66	16	12	0	0	0	73.1	66	40	38	12	1	40	0	58	1.45	.244	270	3	1	9	312	1192 - 736
Starter	OMA	5	7	5.70	20	20	0	0	0	94.2	97	62	60	21	2	48	0	80	1.53	.269	361	5	1	9	412	1585 - 980
Reliever	OMA	2	0	1.88	5	0	0	0	0	14.1	9	3	3	3	1	8	0	13	1.19	.173	52	0	0	1	61	234 - 147

Daniel Mengden - Opposing Hitting - Stat Splits - 2022 - Regular Season

Split	Team	AVG	G	AB	R	H	2B	3B	HR	RBI	BB	IBB	SO	SB	CS	OBP	SLG	OPS	HBP	SAC	SF	GIDP
vs Left	OMA	.244	25	197		48	8	0	10	25	21	0	46			.320	.437	.757	1	0	0	6
vs Right	OMA	.269	25	216		58	12	0	14	37	35	0	47			.374	.519	.893	2	0	1	4
Team is ahead	OMA	.246	16	179		44	8	0	10	23	21	0	29			.327	.458	.785	1	0	1	5
Team is behind	OMA	.229	14	109		25	5	0	7	21	22	0	27			.364	.468	.832	1	0	0	1
Score is tied	OMA	.296	19	125		37	7	0	7	18	13	0	37			.367	.520	.887	1	0	0	4
Batting First	OMA	.232	25	56		13	3	0	2	7	7	0	13			.317	.393	.710	0	0	0	1
Batting Second	OMA	.308	25	52		16	3	0	3	5	8	0	12			.400	.538	.938	0	0	0	2
Batting Third	OMA	.204	25	49		10	2	0	4	7	10	0	6			.339	.490	.829	0	0	0	3
Batting Fourth	OMA	.289	23	45		13	4	0	3	12	6	0	9			.377	.578	.955	1	0	1	0
Batting Fifth	OMA	.233	23	43		10	2	0	2	8	6	0	13			.340	.419	.759	1	0	0	0
Batting Sixth	OMA	.229	24	48		11	0	0	4	5	2	0	9			.260	.479	.739	0	0	0	2
Batting Seventh	OMA	.289	24	45		13	2	0	3	4	3	0	9			.333	.533	.866	0	0	0	1
Batting Eighth	OMA	.212	25	33		7	1	0	0	1	12	0	9			.422	.242	.664	0	0	0	0
Batting Ninth	OMA	.310	25	42		13	3	0	3	13	2	0	13			.356	.595	.951	1	0	0	1
Leading Off	OMA	.235	25	102		24	5	0	4	4	8	0	25			.304	.402	.706	2	0	0	0
First Inning	OMA	.288	20	80	15	23	7	0	6	14	7	0	22	3	1	.345	.600	.945	0	0	0	2
Second Inning	OMA	.244	21	78	18	19	3	0	5	18	14	0	25	0	0	.372	.474	.846	2	0	0	1
Third Inning	OMA	.266	20	79	9	21	1	0	3	9	11	0	12	0	1	.363	.392	.755	1	0	0	2
Fourth Inning	OMA	.277	19	65	12	18	4	0	5	11	7	0	15	0	1	.342	.569	.911	0	0	1	0
Fifth Inning	OMA	.232	16	56	6	13	2	0	2	6	9	0	8	0	2	.338	.375	.713	0	0	0	2
Sixth Inning	OMA	.118	11	34	1	4	1	0	1	1	2	0	8	0	0	.167	.235	.402	0	0	0	1
Seventh Inning	OMA	.500	4	14	4	7	2	0	2	3	2	0	2	0	0	.563	1.071	1.634	0	0	0	2
Eighth Inning	OMA	.143	2	7	0	1	0	0	0	0	4	0	1	0	0	.455	.143	.598	0	0	0	0
Bases Empty	OMA	.259	25	251		65	13	0	11	11	34	0	57			.354	.442	.796	3	0	0	0
Runner at 1st	OMA	.284	24	74		21	3	0	7	15	11	0	16			.376	.608	.984	0	0	0	8
Runner at 2nd	OMA	.129	14	31		4	2	0	0	3	4	0	7			.229	.194	.423	0	0	0	0
Runner at 3rd	OMA	.300	7	10		3	1	0	0	4	1	0	1			.333	.400	.733	0	0	1	0
Runners at 1st & 2nd	OMA	.308	18	26		8	0	0	4	15	3	0	5			.379	.769	1.148	0	0	0	0
Runners at 1st & 3rd	OMA	.300	8	10		3	1	0	1	5	1	0	3			.364	.700	1.064	0	0	0	2
Runners at 2nd & 3rd	OMA	.200	5	5		1	0	0	0	3	0	0	2			.200	.200	.400	0	0	0	0
Bases Loaded	OMA	.167	6	6		1	0	0	1	6	2	0	2			.375	.667	1.042	0	0	0	0
Runners On	OMA	.253	24	162		41	7	0	13	51	22	0	36			.341	.537	.878	0	0	1	10
Scoring Position	OMA	.227	23	88		20	4	0	6	36	11	0	20			.310	.477	.787	0	0	1	2
No Outs	OMA	.241	25	141		34	7	0	7	14	12	0	33			.310	.440	.750	2	0	0	7
One Out	OMA	.271	25	140		38	9	0	10	24	20	0	26			.360	.550	.910	0	0	1	3
Two Outs	OMA	.258	25	132		34	4	0	7	24	24	0	34			.376	.447	.823	1	0	0	0
Late / Close	OMA	.500	2	6		3	1	0	1	1	0	0	0			.500	1.167	1.667	0	0	0	0
Ahead in Count	OMA	.258	25	151		39	7	0	8	20	0	0	48			.263	.464	.727	1	0	0	4
Behind in Count	OMA	.269	25	104		28	3	0	6	17	56	0	16			.525	.471	.996	1	0	1	3
0-0 Count	OMA	.370	25	54		20	5	0	6	18	0	0	0			.370	.796	1.166	0	0	0	1
0-1 Count	OMA	.327	25	52		17	4	0	3	8	0	0	0			.340	.577	.917	1	0	0	3
0-2 Count	OMA	.310	24	42		13	3	0	2	6	0	0	17			.310	.524	.834	0	0	0	1
1-0 Count	OMA	.360	25	25		9	0	0	4	7	0	0	0			.360	.840	1.200	0	0	0	2
1-1 Count	OMA	.237	25	38		9	1	0	3	4	0	0	0			.237	.500	.737	0	0	0	2
1-2 Count	OMA	.158	25	57		9	0	0	3	6	0	0	31			.158	.316	.474	0	0	0	0
2-0 Count	OMA	.444	24	9		4	0	0	0	0	0	0	0			.444	.444	.888	0	0	0	0
2-1 Count	OMA	.250	24	28		7	0	0	1	3	0	0	0			.250	.357	.607	0	0	0	1
2-2 Count	OMA	.152	25	66		10	4	0	1	3	0	0	29			.164	.258	.422	1	0	0	0
3-0 Count	OMA	.000	14	1		0	0	0	0	2	10	0	0			.909	.000	.909	0	0	0	0
3-1 Count	OMA	.429	19	7		3	1	0	0	0	18	0	0			.840	.571	1.411	0	0	0	0
3-2 Count	OMA	.147	22	34		5	2	0	1	5	28	0	16			.531	.294	.825	1	0	1	0
Pitcher	OMA	.257	25	413		106	20	0	24	62	56	0	93			.349	.479	.828	3	0	1	10



#36 DANIEL MENGDEN

RIGHT-HANDED PITCHER (MING-den)

BORN: February 19, 1993 in Houston, Texas (Age 30)

HOMETOWN: Houston, Texas

RESIDES: Houston, Texas

HEIGHT/WEIGHT: 6'1" / 210 LBS

SIGNED: March 29, 2023 as a Minor League Free Agent

DRAFTED: 2014 MLB Draft — 4th Round, Houston (106th Overall)

COLLEGE: Texas A&M University (College Station, Texas)

HIGH SCHOOL: Westside High School (Houston, Texas)

MLB SERVICE TIME: 3 Years, 112 Days

SEASON WITH STORM CHASERS: 2nd Season

SCOUTING REPORT (CUT, 4SFB, CH, CB, SL)

CUTTER: Averages 87.3 MPH, 2,238 RPM ... 2022 Usage: 32.8%
4-SEAM FASTBALL: Averages 92.5 MPH, 2,101 RPM ... 2022 Usage: 29.4%
CHANGEUP: Averages 84.0 MPH, 1,571 RPM ... 2022 Usage: 19.3%
CURVEBALL: Averages 72.3 MPH, 2,407 RPM ... 2022 Usage: 17.6%

2023 SEASON

- Re-signed with Kansas City as a Minor League Free Agent on March 29 ... opened the season on the Development List for Omaha, activated May 6 for his first appearance of the season.

CAREER NOTES

- 2022**
Signed with Kansas City as a minor league free agent on March 10, 2022 and appeared in five games (1 start) for the Royals, going 0-1 with 1 save and a 5.14 ERA (4 ER in 7.0 IP).
Began the season with Omaha and spent the majority of the year with the Chasers, appearing in 25 games (20 starts) with a 7-7 record and 5.20 ERA.
Had his contract selected on 6/13, and made his season debut on 6/14 @ San Francisco, his first appearance in the Majors since Aug. 18, 2020 with the As (663 days between) ... earned his second Major League save on June 21 in Anaheim, entered in the 11th and allowed the automatic runner to score, but secured his first save in 1,015 days since Sept. 10, 2019 at Houston while pitching for Oakland.
Made a spot start for the Royals 9/1 @ Chicago (AL), his first start since 7/28/2020 vs. Colorado, but took the loss after over 2.2 innings of work in an 7-1 Royals loss ... was designated for assignment the next day and outrighted off the 40-man roster on 9/4.
- 2021**
Pitched his first season overseas for the Kia Tigers of the Korean Baseball Organization ... went 8-3 in 21 starts with a 3.60 ERA (48 ER in 120.0 IP) and 104 strikeouts (20.7% of batters faced).
- 2020**
Appeared in four games (1 start) for Oakland, going 0-1 with a 3.65 ERA (5 ER in 12.1 IP) ... was placed on the Injured List Sept. 2 due to a positive COVID-19 test, and was reinstated Sept. 20 ... was designated for assignment 9/20 and outrighted off the 40-man roster on 9/22 ... began a free agent in October 2020.
- 2019**
Was 5-2 with a save and a 4.83 ERA in 13 games (9 starts) over three stints with Oakland ... held right-handed hitters to a .173 (18-for-104) average compared to .320 (41-for-128) against lefties ... 17 of his 24 extra-base hits and 21 of his 27 walks came against lefties.
- 2018**
Went 7-6 with a 4.05 ERA and .234 opponents' batting average in 22 games (17 starts) with Oakland ... was 1-0 with a 1.83 ERA in his five relief appearances ... allowed 15 of his 58 runs in the first inning for a 7.94 ERA and .343 opponents' batting average, posted a 3.38 ERA and .213 opponents' average from the second inning on.
Threw 7 scoreless innings of two-hit ball May 20 at Toronto followed by a two-hit shutout in a 3-0 win May 26 vs. Arizona, the second As pitcher since at least 1908 with back-to-back scoreless outings of 7.0 innings or more and two hits or fewer, the other was Bobby Witt Sr from June 23-28, 1994.
- 2017**
Combined to make 18 starts between the Majors and minors due to two stints on the Injured List ... went 3-2 with a 3.14 ERA and 229 opponents' average in seven starts over two stints with Oakland ... began the season on Oakland's 10-day Injured List after fracturing his medial tibial sesamoid bone while throwing a bullpen at home in January ... had surgery on his right foot in February.
Threw his first career complete game, a two-hit shutout in a 4-0 win @ Philadelphia on September 15 ... did not walk a batter to become the 14th pitcher in Oakland history to allow two hits or fewer in a shutout and not walk a batter.
- 2016**
Made his Major League debut with Oakland in his third professional season after beginning the year with no experience above Single-A ... was selected from Nashville June 11 and made his Major League debut that day at Cincinnati after just 43 minor league appearances, including 34 starts, in three professional seasons ... at the age of 23 years, 113 days, he became the youngest As pitcher to start a game since Trevor Cahill on June 19, 2011 (23 years, 110 days).
Went 2-0 with a 0.78 ERA in four starts with Double-A Midland, 8-2 with a 1.67 ERA in 13 starts with Triple-A Nashville and 2-9 with a 6.50 ERA and .284 opponents' batting average in 14 starts over two stints with the As.
- 2015**
Pitched for three different teams in two organizations and combined for a 10-4 record and a 3.72 ERA and .254 opponents' batting average in 26 games (22 starts) ... began the year at Quad Cities (A) and went 4-1 with a 1.16 ERA in eight games (6 starts) ... was promoted to Lancaster (A+) May 23 and went 2-1 with a 5.26 ERA in 10 games (8 starts), with the JetHawks.
Traded to Oakland July 23 with Jacob Nottingham for pitcher Scott Kazmir ... Lancaster was hosting Oakland's High-A affiliate Stockton that day and both he and Nottingham switched clubhouses and started against his former teammates two days later.
- 2014**
Made his pro debut 8/12 against the GCL Tigers, and finished with a 3.27 ERA and .214 opponents batting average in six games with the Astros affiliate in the Gulf Coast Rookie League and Tri-City of the Short Season New York-Penn League.
- MISCELLANEOUS**
Played three seasons for the Texas A&M Aggies (2012-14), going 15-17 with a 3.20 ERA (93 ER in 261.1 IP) and 230 strikeouts in 54 games (36 starts) ... a fourth-generation Aggie, following in the footsteps of his father, Joe, his uncle, Walter, and cousin, Michael.
Listed "ESPN sportscaster" as his aspiration in college.
Graduated from Westside High School (Texas) in 2011, where he led the team to four-straight playoff appearances ... was named an All-Affiliate American while at Westside, and he lettered twice on the swimming team.

CAREER PITCHING

SEASON	TEAM	W	L	ERA	G	GS	CG	SHO	SV	SVO	IP	H	R	ER	HR	HB	BB	IBB	SO	WHIP	AVG	AB	WP	BK	GIDP	TBF	NP-S
2014	GCL Astros (R)	0	0	4.26	4	0	0	0	0	0	6.1	4	3	3	0	1	0	0	11	0.63	.167	24	0	0	0	25	47 - 46
	Tri-City (A-)	0	0	1.93	2	1	0	0	0	0	4.2	5	1	1	0	0	1	0	6	1.29	.278	18	1	0	0	19	35 - 30
2015	Quad Cities (A)	4	1	1.16	8	6	0	0	0	0	38.2	30	7	5	1	2	8	0	36	0.98	.216	139	1	1	4	153	331 - 247
	Lancaster (A+)	2	1	5.26	10	8	0	0	1	1	49.2	59	30	29	4	2	18	0	48	1.55	.298	198	7	1	6	222	587 - 407
	Stockton (A+)	4	2	4.25	8	8	0	0	0	0	42.1	39	23	20	6	2	10	0	41	1.16	.234	167	4	0	0	179	409 - 306
2016	Midland (AA)	2	0	0.78	4	4	0	0	0	0	23.0	15	2	2	0	0	12	0	28	1.17	.188	80	2	0	0	93	373 - 229
	Nashville (AAA)	8	2	1.67	13	13	0	0	0	0	75.1	54	15	14	4	3	17	1	67	0.94	.200	270	1	0	6	294	1196 - 773
	OAKLAND	2	9	6.50	14	14	0	0	0	0	72.0	83	54	52	9	4	33	0	71	1.61	.284	292	5	0	3	332	1309 - 836
2017	AZL Athletics (R)	0	0	0.00	2	2	0	0	0	0	5.0	1	0	0	0	0	3	0	9	0.80	.063	16	1	0	0	19	47 - 34
	Nashville (AAA)	2	4	4.17	9	9	0	0	0	0	41.0	40	20	19	5	3	18	0	40	1.41	.255	157	1	1	2	180	729 - 465
	OAKLAND	3	2	3.14	7	7	1	1	0	0	43.0	36	16	15	6	0	9	0	29	1.05	.229	157	2	0	5	169	650 - 403
2018	Nashville (AAA)	4	1	2.98	9	8	0	0	0	0	45.1	39	17	15	2	3	7	0	34	1.01	.231	169	1	0	2	182	726 - 475
	OAKLAND	7	6	4.05	22	17	1	1	0	0	115.2	103	58	52	18	3	26	0	72	1.12	.234	441	6	0	6	476	1775 - 1164
2019	Las Vegas (AAA)	4	3	4.22	13	10	0	0	0	1	64.0	56	37	30	8	2	20	2	61	1.19	.228	246	3	0	5	270	1015 - 665
	OAKLAND	5	2	4.83	13	9	0	0	1	1	59.2	59	32	32	7	0	27	0	42	1.44	.254	232	1	0	3	260	1048 - 645
2020	OAKLAND	0	1	3.65	4	1	0	0	0	0	12.1	14	5	5	2	1	7	0	10	1.70	.286	49	0	0	1	58	231 - 150
2021	Kia Tigers (KBO)	8	3	3.60	21	21	0	0	0	0	120.0	109	53	48	12	8	35	0	104	1.20	-	-	3	2	-	502	-
2022	Omaha (AAA)	7	7	5.20	25	20	0	0	0	1	109.0	106	65	63	24	3	56	0	93	1.49	.257	413	5	1	10	473	1819 - 1127
	KANSAS CITY	0	1	5.14	5	1	0	0	1	1	7.0	10	5	4	1	0	1	0	8	1.57	.333	30	1	0	0	32	119 - 85
2023	Omaha (AAA)																										
MAJOR LEAGUE TOTALS (6 Seasons)		17	21	4.65	65	49	2	2	2	2	309.2	305	170	160	43	8	103	0	232	1.32	.254	1201	15	0	18	1327	5132 - 3283
Minor League Totals (7 Seasons)		37	21	3.59	107	89	0	0	1	3	504.1	448	220	201	54	21	170	3	474	1.23	.236	1897	27	4	35	2109	7314 - 4804

PLAYER

QUICK NOTES

CAREER HIGHS

50 MAX CASTILLO

RHP • R/R • 6'2" • 285 lbs • 5/4/1999 (23)
Traded from Toronto — 8/2/2022
Born/Resides: Caracas, Venezuela

57 DYLAN COLEMAN

RHP • R/R • 6'5" • 235 lbs • 9/16/1996 (26)
Traded from San Diego — 11/5/2020
Born: Potosi, Missouri • Resides: Mineral Point, Missouri

31 AUSTIN COX

LHP • L/L • 6'4" • 235 lbs • 3/28/1997 (26)
2018 MLB Draft — Round 5 (Mercer)
Born: Macon, Georgia • Resides: Kansas City, Missouri

45 JOSE CUAS

RHP • R/R • 6'3" • 200 lbs • 6/28/1994 (28)
Signed 6/23/2021 as a Minor League Free Agent
Born: Santo Domingo, D.R. • Resides: Brooklyn, N.Y.

55 JONAH DIPOTO

RHP • R/R • 6'1" • 225 lbs • 9/3/1996 (26)
2019 MLB Draft — Round 35 (UC San Diego)
Born: Queens, N.Y. • Resides: San Diego, Calif.

37 JACKSON KOWAR

RHP • R/R • 6'5" • 215 lbs • 10/4/1996 (26)
2018 MLB Draft — Round 13/3rd Overall (Florida)
Born: Weddington, N.C. • Resides: Charlotte, N.C.

58 BROOKS KRISKE

RHP • R/R • 6'3" • 210 lbs • 2/3/1994 (29)
Signed 12/14/2022 as a Minor League Free Agent
Born/Resides: Scottsdale, Arizona

21 MIKE MAYERS

RHP • R/R • 6'2" • 220 lbs • 12/6/1991 (31)
Signed 12/22/2022 as a Minor League Free Agent
Born: Grove City, Ohio • Resides: Naples, Florida

41 ANDRÉS NÚÑEZ

RHP • R/R • 6'4" • 265 lbs • 9/20/1995 (27)
2019 MLB Draft — Round 29 (Florida International)
Born/Resides: Southwest Ranches, Florida

53 DREW PARRISH

LHP • L/L • 5'11" • 1195 lbs • 2/8/1997 (25)
2019 MLB Draft — Round 8 (Florida State)
Born: Cape Canaveral, Fla. • Resides: Tallahassee, Fla.

40 WALTER PENNINGTON

LHP • L/L • 6'2" • 205 lbs • 4/14/1998 (25)
Signed 8/19/2020 as an Undrafted Free Agent (Cala School of Mines)
Born: Englewood, Colo. • Resides: Broomfield, Colo.

47 EVAN SISK

LHP • L/L • 6'2" • 195 lbs • 4/23/1997 (26)
Traded from Minnesota — 1/24/2023
Born: Pineville, N.C. • Resides: Chester, S.C.

43 COLLIN SNIDER

RHP • R/R • 6'4" • 205 • 10/10/1995 (27)
2017 MLB Draft — Round 12 (Vanderbilt)
Born/Resides: Murfreesboro, Tennessee

44 RYAN WEISS

RHP • R/R • 6'4" • 220 • 12/10/1996 (26)
Claimed off Waivers from Arizona — 7/1/2022
Born: South Elgin, Ill. • Resides: Raleigh, N.C.

62 NICK WITTGREN

RHP • R/R • 6'2" • 210 • 5/29/1991 (31)
Signed 12/23/2022 as a Minor League Free Agent
Born: Torrance, California • Resides: Jupiter, Florida

Ranked by Baseball America as the No. 18 Royals prospect

2023: Appeared in 4 Cactus League games for the Royals and went 2-0 with a 11.12 ERA (7 ER in 5.2 IP) and 7 K.

2022: Began the 2022 season in the Blue Jays organization and made 20 appearances (11 in MiLB and 9 in MLB) before being traded to Kansas City on August 2 with Samad Taylor in exchange for Whit Merrifield ... had three stints with the Royals: 8/18-20, 9/4-7 and 9/25 through the end of the season ... across three stints with Omaha, pitched in 7 games (6 starts) with 22 strikeouts in 21.1 innings.

2021: Spent the entire season with New Hampshire (AA), appearing in 21 games (20 starts) while going 11-4 with a 4.85 ERA (55 ER in 102.0 IP) and 89 strikeouts.

45FB (90-92), CH, SL

CONSECUTIVE BATTERS RETIRED: 0

SCORELESS STREAK: 0.0 IP

2023: Made his second consecutive Opening Day Roster with the Royals, but allowed 10 ER in 5.0 IP (18.00 ERA) in 5 games with 7 H, 7 BB & 5 K ... optioned to Omaha on 4/14, appeared in his first game 5/2 vs. LOU.

2022: Spent nearly the entire season in Kansas City, pitching in 68 games for the Royals with a 5-2 record and 2.78 (21 ER in 68.0 IP) and 71 strikeouts ... 2nd-most appearances among rookie relievers, 8th in ERA, and 9th in strikeouts ... did not allow a HR over the final 26.0 innings of the season ... pitched 1 game for Omaha on May 24.

2021: Opened the season in NW Arkansas (AA) and assigned to Omaha on 7/8 ... earned his first MLB call-up on 9/20 and pitched in 5 games for Kansas City with 7 K in 6.1 IP.

45FB (91-96), SL, SW

CONSECUTIVE BATTERS RETIRED: 3 (5/3)

SCORELESS STREAK: 1.0 IP (5/3)

2023: As a non-roster invitee, appeared in 4 Cactus League games for the Royals and went 0-1 with a 2.08 ERA (1 ER in 4.1 IP) and 8 K ... 2 of 4 starts were scoreless (4/1 @ IND and 4/27 @ NAS) ... contract elected by Kansas City on 5/3, threw 2.0 scoreless innings in MLB Debut vs. BAL 5/4, optioned 5/5.

2022: Spent the entire season with Omaha and made 29 appearances (24 starts) for the Storm Chasers, going 7-7 with his 1st career save ... maintained a 4.21 ERA (69 ER in 147.1 IP) with a career-high 105 strikeouts ... 147.1 IP ranked 1st among all Royals farmhands, while 24 starts ranked 4th, 7W ranked tied 4th and 105 K was 6th.

2021: Joined NW Arkansas (AA) at the end of May, made his first MLB debut 5/26 and remained with the Nationals through the end of the postseason, before a promotion to Omaha for the Triple-A final stretch on 9/26, pitching twice ... appeared in 15 games (all starts) for the Nationals, going 4-1 with a 3.00 ERA (21 ER in 63.0 IP) and 56 strikeouts.

45FB (89-92), CH, CB, SL

CONSECUTIVE BATTERS RETIRED: 4 (4/27)

SCORELESS STREAK: 9.2 IP (4/21 to 4/27)

2023: Opened the season in Kansas City's bullpen, pitched in 14 games with a 1-0 record and 5.65 ERA (9 ER in 14.1 IP) ... optioned to Omaha on 5/3.

2022: Began the season in Omaha (AAA) but pitched in 47 games out of the bullpen for Kansas City as a rookie, producing a 3.58 ERA (15 ER in 37.2 IP) with 34 strikeouts and 24 walks ... had 12 consecutive scoreless appearances with Kansas City that covered 8.0 innings from Aug. 26-Sept. 24 ... pitched in 22 Triple-A games across two stints (April to May and August 2 to 9) ... worked a 1.61 ERA (4 ER in 22.1 IP), with a 3.0 K/BB ratio (21 strikeouts to 7 walks) and a .205 opponents' average (17-for-83).

2021: Began the season with the Atlantic League's Long Island Ducks, where he appeared in five games and threw 11.0 scoreless innings before signing a Minor League contract with Kansas City on June 17 ... spent most of the remainder of the season with NW Arkansas (AA), promoted to Omaha on 9/26 to end the season with 5.0 scoreless IP.

CONSECUTIVE BATTERS RETIRED: 0

SCORELESS STREAK: 0.0 IP

2023: For the 2nd straight year, made his spring debut with a scoreless Cactus League inning against his dad's Seattle Mariners, on 2/26 ... opened the regular season with NW Arkansas (AA) and pitched 10.1 scoreless innings with 1 ER and 13 K across 7 relief outings ... assigned to Omaha (AAA) on 5/3, made his Triple-A debut 5/4, struck out 2 and allowed 2 unearned runs.

2022: Pitched a scoreless Cactus League inning with a strikeout on 3/29 against his dad's Seattle Mariners ... spent the entire season with NW Arkansas (AA) and led the Nationals with 42 games pitched, 3.17 ERA with three saves and a 3.68 ERA (26 ER in 63.1 IP), while striking out 84 batters ... his 11.87 K/9 ranked second among Royals minor league pitchers with at least 60.0 IP, while a .212 opponents' batting average was third and 28.1% K% ranked third ... 25 of 42 outings were scoreless.

MISC: Full name is *Jonah Seaver Dipoto*, after *Jon Seaver* ... father Jerry Dipoto is currently the President of Baseball Operations for the Seattle Mariners, formerly their GM.

SNK (91-93), SL, CB

CONSECUTIVE BATTERS RETIRED: 1 (5/4)

SCORELESS STREAK: 0.1 IP (5/4)

2023: Appeared in 4 Cactus League games for the Royals (1 start) and went 1-1 with a 6.75 ERA (6 ER in 10.1 IP) and 11 K to just 3 BB ... after a scoreless season debut on April 2 @ IND, allowed at least 3 runs in 3 straight outings (1 start) ... first 4 outings were 2.0 IP+, last 4 have been less than 2 innings ... earned his first professional save with 1.2 scoreless innings on 5/5 vs. LOU.

2022: Made his first Opening Day roster with Kansas City, but only pitched in 7 games over three stints with the Major League club, also making 20 starts with Omaha (AAA) across three stints ... allowed less than two earned runs in 8 of his 20 starts with Omaha, including three scoreless outings.

2021: Kansas City's Paul Spittorff Minor League Pitcher of the Year, given to the top pitcher in the organization, also Omaha's Pitcher of the Year, the Triple-A East Pitcher of the Year and a Triple-A East Postseason All-Star ... made 17 appearances (16 starts) and went 9-4 with a 3.46 ERA (31 ER in 80.2 IP) and a Triple-A best 115 strikeouts (12.8 K/9).

45FB (95-97), SL, CH

CONSECUTIVE BATTERS RETIRED: 1 (5/5)

SCORELESS STREAK: 3.1 IP (4/30 to 5/5)

2023: As a non-roster invitee, appeared in 10 Cactus League games for the Royals and went 0-1 with a 3.48 ERA (4 ER in 10.1 IP) and 11 K to just 3 BB ... 6 of 10 appearances with Omaha have been scoreless, including his last two.

2022: Signed with the Yokohama DeNA BayStars of Nippon Professional Baseball (NPB) on December 8, 2021 and pitched in 32 games, going 1-3 with two saves, a 3.25 ERA (13 ER in 36.0 IP) and 56 strikeouts (10.3 K/9) between Japan's Central League (equivalent to Major League Baseball) and Eastern League (Japan's Minor Leagues).

2020-2021: Pitched 16 games in the Major Leagues between New York (AL) and Baltimore, with a 2-1 record and 14.40 ERA (24 ER in 15.0 IP) and 19 strikeouts ... pitched a scoreless ninth inning to finish the game his Major League debut on July 29 @ Baltimore.

45FB (93-95), SPL, SL

CONSECUTIVE BATTERS RETIRED: 10 (4/27 to 5/4)

SCORELESS STREAK: 3.2 IP (4/25 to 5/4)

2023: As a non-roster invitee, appeared in 6 Cactus League games for the Royals (2 starts) and went 0-1 with a 5.02 ERA (8 ER in 14.1 IP) ... pitched his first quality start of the season 4/18 vs. GWN (6.0 IP, 1 ER).

2022: Spent much of the season with the Los Angeles Angels, as he made 24 MLB appearances (3 starts) and went 1-1 with a 5.68 ERA ... Designated for Assignment on 5/26 and outrighted off the 40-man roster on 6/2 ... made eight starts for Salt Lake (AAA) before he returned to the Angels on 8/6, where he finished the season.

2021: For the second straight season, spent the entire year in the Major Leagues and pitched in a career-high 72 games for the Angels, tied for the 4th-most in the American League and 8th in MLB ... 88 of his career-high 90 strikeouts came in relief, and 7th among American League relievers.

45FB (90-92), SL, CH, SNK, CB

CONSECUTIVE BATTERS RETIRED: 1 (4/29)

SCORELESS STREAK: 0.1 IP (4/29)

2023: As a non-roster invitee, appeared in 2 Cactus League games for the Royals and struck out 4 with a 16.20 ERA (3 ER in 1.2 IP) ... 7 of 10 appearances with Omaha have been scoreless, including his last 3.

2022: Spent the entire season with Omaha and was named Kansas City's Triple-A Pitcher of the Year with the Storm Chasers, going 5-4 with a team-high tying 8 saves, a 3.61 ERA (25 ER in 62.1 IP) with 69 strikeouts to just 17 walks (4.06 K/BB) in a team-best 54 relief appearances ... threw the longest scoreless streak in MiLB, a stretch of 26.1 innings and 22 appearances from 5/19 to 7/26 in which he did not allow a run, holding opponents to a .183 average (17-for-93) with 34 strikeouts.

2021: Began the season with NW Arkansas (AA), split the season between the Nationals and Omaha, combined for the 3rd-most appearances among KC minor leaguers (47).

SNK (90-92), SL, CH, CUT

CONSECUTIVE BATTERS RETIRED: 5 (4/30 to 5/3)

SCORELESS STREAK: 5.0 IP (4/22 to 5/3)

2023: Appeared in 2 Cactus League games for the Royals and produced a 3.00 ERA (1 ER in 3.0 IP) and 1 K.

2022: Began the season with NW Arkansas (AA), made 10 starts before being assigned to Omaha on 6/3, where he finished the season, pitched in 17 games (15 starts) for Omaha) and went 3-8 with a 5.62 ERA (46 ER in 73.2 IP) ... with the Nationals, was named the Texas League Pitcher of the Week back-to-back, on 5/9 and 5/16, did not allow an earned run in 28.2 innings between 5/1 and 5/26 ... was the Texas League's May Pitcher of the Month right before getting called up to Triple-A.

2021: Split the season between Quad Cities (A+) and NW Arkansas (AA), with a break in between to pitch for Team USA at the 2021 WBSC Olympic Baseball Qualifiers ... named an MiLB.com Organization All-Star ... among qualified MiLB pitchers (96.0 IP), ranked 14th in WHIP, 14th in opponents' average (1.98) and 16th in ERA (2.83).

SNK (87-91), CH, CB

CONSECUTIVE BATTERS RETIRED: 1 (5/4)

SCORELESS STREAK: 1.0 IP (5/4)

2023: Opened the season with NW Arkansas (AA) and pitched 9.2 scoreless innings with 11 strikeouts across 8 relief outings, allowed 4 H and 4 BB for a 0.83 WHIP and .129 BAA ... assigned to Omaha (AAA) on 5/3 and made his Triple-A debut 5/5 vs. LOU, struck out his first 2 batters in a 1-2-3 7th inning.

2022: Opened the season with Quad Cities (A+) and pitched 5.2 scoreless innings with nine strikeouts, across three relief outings ... assigned to NW Arkansas (AA) on 4/21, where he ended the season ... earned decisions in 5 of 10 outings with Nationals (3 W, 1 L, 1 SV) ... in 13-33 NWAA outings were scoreless, allowed 1 ER or less in 20 of 33 ... made pro start 6/22 vs. SPK ... was on the injured list from 8/18 to 9/1, threw scoreless 6th inning in first outing back 9/3.

MISC: Graduated from the Colorado School of Mines with a mechanical engineering degree, threw 22.4 innings, but also hit .288 with a 1.142 OPS as an outfielder.

SNK (91-93), SL, CH

CONSECUTIVE BATTERS RETIRED: 0

SCORELESS STREAK: 0.0 IP

2023: Appeared in 6 Cactus League games for the Royals in his first MLB Spring Training and went 1-0 with a 4.50 ERA (3 ER in 6.0 IP) and 3 K ... has not allowed an earned run in 7 of his team-best 11 appearances.

2022: Split his first full season in the Twins organization between Wichita (AA) and St. Paul (AAA), earned Minnesota MiLB.com Organization All-Star honors as a relief pitcher ... posted a 1.57 ERA (11 ER in 63.0 IP) with 76 strikeouts against 29 walks (10.36 K/9 and 2.62 K/BB) across 50 games between the two levels, the best ERA in 2022 among all MiLB relievers that made 50+ appearances and threw a minimum of 60.0 IP.

2021: Began the season in the Cardinals organization, acquired by Minnesota via trade on July 30 ... split the year between Peoria (A+) Springfield (AA) and Wichita (AA), combining to pitch in 39 games with a 3-1 record and 3.91 ERA (23 ER in 53.0 IP), striking out 69 with 35 walks ... originally drafted by St. Louis in the 16th Round in 2018.

SNK (89-92), CH, SL

CONSECUTIVE BATTERS RETIRED: 2 (5/4)

SCORELESS STREAK: 1.0 IP (5/4)

2023: Appeared in 7 Cactus League games for the Royals and went 1-0 with a 3.52 ERA (3 ER in 7.2 IP) and 10 K to just 1 BB ... 4 of 8 appearances have been scoreless, has allowed runs in 4 of his last 5 outings.

2022: Made the Opening Day Roster and his MLB debut with Kansas City ... in his first season in the big leagues, started and ended the season with Kansas City ... pitched in 42 games across five stints with the Royals, going 4-2 with a 6.55 ERA (25 ER in 34.1 IP) ... began his career with 5.1 scoreless innings over 6 games, and pitched in 27 of KC's first 56 games during his first stint from Opening Day through 6/9 ... also appeared in 20 games with Omaha (AAA) with a 5.40 ERA (13 ER in 21.2 IP) and 12 scoreless outings.

2021: Split the season between NW Arkansas (AA) and Omaha, making a career-high 48 appearances with a career-high 64 strikeouts and 26 walks ... joined the Storm Chasers a week into the season, returned to NWA on June 6, transferred back to Triple-A on August 24 ... posted a 3.15 ERA in 25 Double-A outings before returning to Omaha.

SNK (94-95), SL

CONSECUTIVE BATTERS RETIRED: 1 (5/2)

SCORELESS STREAK: 0.1 IP (5/2)

2023: As a non-roster invitee, appeared in 8 Cactus League games for the Royals and went 2-0 with a 1.93 ERA (2 ER in 9.1 IP) and 15 K to 5 BB ... 3 of 8 outings have been scoreless, allowed at least 1 run in 5 straight appearances between 4/5 and 4/20 ... threw 2.0 scoreless innings 5/2 vs. LOU.

2022: Began the season on Arizona's 40-man roster and opened the year with Amarillo (AA) and made 10 appearances before being promoted to Reno (AAA) ... DFA'd on June 26, and claimed by Kansas City on July 1, but optioned off the 40-man roster at completion of the deal ... in 47 appearances (1 start) across the three affiliates, went 3-2 with a 6.93 ERA (48 ER in 62.1 IP) ... made his Omaha debut 7/3 @ St. Paul and made 30 relief appearances with the Chasers, with 34 strikeouts in 35.2 innings (8.6 K/9).

2021: Split the season between Amarillo (AA) and Reno (AAA) ... appearing in 34 games (8 starts), combined to go 6-3 with one save, and a 4.60 ERA (40 ER in 78.1 IP), along with 88 strikeouts ... back-to-back Double-A Central Pitcher of the Week to open the season, with a career-best 17.2-inning scoreless streak from May 6 to 23.

SNK, CB, 45FB (90-93), SL

CONSECUTIVE BATTERS RETIRED: 1 (5/4)

SCORELESS STREAK: 0.2 IP (5/4)

2023: As a non-roster invitee, appeared in 7 Cactus League games for the Royals and produced a 2.25 ERA (2 ER in 8.0 IP) and 9 K ... 9 of 10 appearances with Omaha have been scoreless with 5 perfect appearances ... has retired 35 of 44 batters faced (80%).

2022: Pitched in 29 games for the St. Louis Cardinals and allowed just 1 run over his first 9 appearances (6.1 IP), but recorded a 7.50 ERA (10 ER in 12.0 IP) in May and a 6.75 ERA (8 ER in 10.2 IP) in July, before being DFA'd on July 2 and released on July 9 ... did not play professional baseball for the rest of the season.

2016-22: Over parts of seven seasons in the Major Leagues with Miami, Cleveland and St. Louis, pitched in 287 games (1 start) with a 3.96 ERA (123 ER in 300.1 IP) and 282 strikeouts ... has allowed only 27 of 130 inherited runners to score in his MLB career, and that rate of 20.8% ranks 5th in the Majors since 2016 (min. 275 appearances).

45FB (90-92), SL, CH, CUT

CONSECUTIVE BATTERS RETIRED: 1 (5/3)

SCORELESS STREAK: 10.1 IP (4/7 to 5/3)

IP 7.0 (3x) Last: 5/20/22 vs. Syracuse

BB 9 5/30/18 vs. Lake County

KB 4 (6x) Last: 9/25/22 vs. SEATTLE

H 10 (2x) Last: 8/7/21 vs. Hartford

ER 8 (2x) Last: 6/10/18 @ Fort Wayne

NP 97 7/30/18 @ Dayton

IP 3.0 8/31/19 vs. Lansing

K 4 (4x) Last: 9/12/21 @ St. Paul

BB 4 4/10/23 @ TEXAS

H 5 7/4/21 @ Springfield

ER 6 4/10/23 @ TEXAS

NP 38 8/22/18 @ Great Lakes

IP 8.0 6/14/19 @ Columbia

K 10 7/23/19 vs. Potomac

BB 5 (2x) Last: 5/7/22 vs. Columbus

H 10 6/29/22 @ St. Paul

ER 5 (6x) Last: 8/2/22 vs. St. Paul

NP 119 6/14/19 @ Columbia

IP 4.0 8/2/19 @ Peoria

K 6 (2x) Last: 8/20/21 @ Tulsa

BB 4 4/10/23 @ TEXAS

H 7 6/24/18 @ Cedar Rapids

ER 7 6/24/18 @ Cedar Rapids

NP 56 6/24/18 @ Cedar Rapids

IP 3.0 (4x) Last: 5/16/21 vs. Cedar Rapids

K 6 5/16/21 vs. Cedar Rapids

BB 4 4/10/22 @ Springfield

H 5 8/24/22 vs. Springfield

ER 4 8/24/22 vs. Springfield

NP 50 8/24/22 vs. Springfield

IP 8.0 (2x) Last: 8/24/19 @ Frisco

K 10 (2x) Last: 8/20/21 @ St. Paul

BB 5 (3x) Last: 5/31/22 vs. Indianapolis

H 11 (2x) Last: 6/14/22 @ Iowa

ER 9 6/14/22 @ Iowa

NP 107 6/8/19 vs. Fayetteville

IP 3.1 8/1/18 vs. Abilene

K 6 8/8/18 vs. Lowell

BB 5 9/12/21 vs. Rochester

H 5 7/12/18 vs. Brooklyn

OMAHA RELIEVERS

PITCHER	LAST OMA APPEARANCE (IP)
57 Coleman, Dylan	WED 5/3 vs. Louisville (1.0 IP)
45 Cuas, Jose	
55 Dipoto, Jonah	THU 5/4 vs. Louisville (1.0 IP)
37 Kowar, Jackson	FRI 5/5 vs. Louisville (1.2 IP)
58 Kriske, Brooks	THU 5/4 vs. Louisville (1.0 IP)
46 Martinez, Marcelo	SAT 4/29 @ Nashville (3.2 IP)
41 Núñez, Andrés	WED 5/3 vs. Louisville (1.0 IP)
53 Parrish, Drew	SAT 4/1 @ Indianapolis (3.0 IP)
40 Pennington, Walter	FRI 5/5 vs. Louisville (1.1 IP)
47 Sisk, Evan	THU 5/4 vs. Louisville (1.0 IP)
43 Snider, Collin	TUE 5/2 vs. Louisville (0.1 IP)
44 Weiss, Ryan	THU 5/4 vs. Louisville (1.0 IP)
62 Wittgren, Nick	WED 5/3 vs. Louisville (1.0 IP)
Cox, Austin	THU 4/6 vs. Toledo (2.1 IP)
Dye, Josh	FRI 4/28 @ Nashville (0.2 IP, L)
Staumont, Josh	WED 4/12 @ Iowa (1.0 IP)
Taylor, Josh	WED 4/12 @ Iowa (1.0 IP)

ENTRANCE SITUATION

LEAD	TRAIL	TIED
-	1	-
-	-	-
-	1	-
5	5	-
3	8	-
2	3	-
2	7	2
1	-	-
1	-	-
3	8	2
4	4	1
4	6	-
8	3	-
-	-	1
-	2	1
2	2	-
3	2	-
38	52	7

INNING ENTERING THE GAME

1	2	3	4	5	6	7	8	9	10+
-	-	-	-	-	1	-	-	-	-
-	-	-	-	-	-	-	-	-	-
-	-	-	-	1	-	-	-	-	-
-	-	-	2	4	1	3	-	-	-
-	-	-	-	2	2	3	3	1	-
-	-	2	1	-	2	-	-	-	-
-	-	-	-	2	5	3	1	-	-
-	-	-	1	-	-	-	-	-	-
-	-	-	-	-	-	1	-	-	-
-	-	-	-	-	3	4	3	2	1
-	-	-	-	-	1	-	8	-	-
-	-	-	-	-	-	3	4	3	-
-	-	-	-	1	1	1	4	4	-
-	-	1	-	-	-	-	-	-	-
-	-	1	-	-	-	1	-	1	-
-	-	-	-	-	-	-	-	4	-
-	-	-	-	-	1	2	1	1	-
0	0	4	2	7	19	21	27	16	1

INHERITED RUNNERS

BR INHER.	BR SCORE	% SCORE
-	-	-
-	-	-
-	-	-
6	3	50.0%
4	1	25.0%
3	3	100.0%
4	1	25.0%
-	-	-
-	-	-
4	3	75.0%
2	2	100.0%
-	-	-
7	1	14.3%
3	3	100.0%
1	1	100.0%
-	-	-
2	2	100.0%
36	20	55.6%

1-2-3 INNINGS

TOTAL POSSIBLE		% 1-2-3
0	1	0.0%
-	-	-
0	1	0.0%
0	12	0.0%
3	11	27.3%
5	10	50.0%
3	10	30.0%
2	3	66.7%
1	1	100.0%
1	8	12.5%
2	7	28.6%
1	9	11.1%
6	12	50.0%
0	2	0.0%
1	3	33.3%
1	4	25.0%
1	5	20.0%
27	99	27.3%

BULLPEN BUDGET: RELIEVER PITCH COUNTS (LAST THREE WEEKS)

DAY OF WEEK	TUE	WED	THU	FRI	SAT	SUN	MON	TUE	WED	THU	FRI	SAT	SUN	MON	TUE	WED	THU	FRI	SAT	SUN
DATE	4/18	4/19	4/20	4/21	4/22	4/23	4/24	4/25	4/26	4/27	4/28	4/29	4/30	5/1	5/2	5/3	5/4	5/5	5/6	5/7
57 Coleman, Dylan						28 (NWA)					31 (NWA)					35				
55 Dipoto, Jonah		38 (NWA)				17					27		10		17 (NWA)		27			
37 Kowar, Jackson	51			16					30							17		22		
58 Kriske, Brooks			18		16			20		17		14					10			
41 Núñez, Andrés			14		25				11		16		27			16				
40 Pennington, Walter (L)	24 (NWA)			9 (NWA)		4 (NWA)				25 (NWA)			34 (NWA)					22		
47 Sisk, Evan (L)	11		20			16						9			23		18			
43 Snider, Collin		30				11			27			17			36					
44 Weiss, Ryan			28					22		29			30		25		21			
62 Wittgren, Nick			9			10				12		27				12				

OMAHA STARTING PITCHER SPLITS

PITCHER	GS	W-L	TEAM W-L	R SUPPORT	SUPPORT/START
21 Mayers, Mike	7	2-1	3-4	13	1.86
60 Heasley, Jonathan	6	1-3	3-3	21	3.50
50 Castillo, Max	5	0-5	0-5	5	1.00
53 Parrish, Drew	5	1-1	2-3	21	4.20
Cox, Austin	4	1-0	3-1	11	2.75
46 Martinez, Marcelo	1	0-1	0-1	1	1.00
37 Kowar, Jackson	1	0-1	0-1	1	5.00
36 Mengden, Daniel					
29				73	2.52

1st PITCH STRIKES

FPS	TBF	% FPS
91	141	64.5%
89	142	62.7%
75	114	65.8%
53	88	60.2%
39	69	56.5%
13	22	59.1%
9	14	64.3%
369	590	62.5%

1-2-3 INNINGS

TOTAL	POSSIBLE	% 1-2-3
7	30	23.3%
8	30	26.7%
6	22	27.3%
8	23	34.8%
8	18	44.4%
2	5	40.0%
0	2	0.0%
39	130	30.0%

OMAHA STARTERS VS. RELIEVERS

STARTERS			RELIEVERS		
4-12	W-L		7-6		
6.51	ERA		5.12		
134.0	INNINGS		123.0		
152 (29)	HITS (HR)		142 (13)		
103 (97)	R (ER)		82 (69)		
57	BB		65		
106	K		133		
1.56	WHIP		1.68		
.288	AVG		.288		

OMAHA STARTING PITCHER/CATCHER MATCHUPS

	FREDDY FERMIN							LOGAN PORTER							JAKSON REETZ														TOTALS							
PITCHER	GS	W-L	ERA	IP	ER	BB	SO	GS	W-L	ERA	IP	ER	BB	SO	GS	W-L	ERA	IP	ER	BB	SO	GS	W-L	ERA	IP	ER	BB	SO	GS	W-L	ERA	IP	ER	BB	SO	
21 Mayers, Mike	3	0-1	10.50	12.0	14	6	9	-	-	-	-	-	-	-	4	2-0	4.50	18.0	9	7	17	-	-	-	-	-	-	-	7	2-1	6.90	30.0	23	13	26	
Heasley, Jonathan	4	1-1	10.70	17.2	21	9	16	2	0-2	6.75	13.1	10	1	9	-	-	-	-	-	-	-	-	6	1-3	9.00	31.0	31	10	21	6	1-3	9.00	31.0	31	10	25
50 Castillo, Max	2	0-2	7.71	9.1	8	5	4	2	0-2	4.66	9.2	6	2	2	1	0-1	8.44	5.1	5	3	3	-	5	0-5	6.66	24.1	18	10	9	5	0-5	6.66	24.1	18	10	9
31 Cox, Austin	-	-	-	-	-	-	-	2	0-0	2.57	7.0	2	3	10	2	1-0	0.82	11.0	1	6	9	-	4	1-0	1.50	18.0	3	9	19	4	1-0	1.50	18.0	3	9	19
53 Parrish, Drew	2	0-0	3.86	7.0	3	3	11	3	0-1	5.63	16.0	10	7	10	-	-	-	-	-	-	-	-	5	0-1	5.09	23.0	13	10	21	5	0-1	5.09	23.0	13	10	21
46 Martinez, Marcelo	-	-	-	-	-	-	-	1	0-1	9.00	5.0	5	1	3	-	-	-	-	-	-	-	-	1	0-1	9.00	5.0	5	1	3	1	0-1	9.00	5.0	5	1	3
37 Kowar, Jackson	1	0-1	13.50	2.2	4	4	3	-	-	-	-	-	-	-	-	-	-	-	-	-	-	-	1	0-1	13.50	2.2	4	4	3	1	0-1	13.50	2.2	4	4	3
36 Mengden, Daniel	-	-	-	-	-	-	-	-	-	-	-	-	-	-	-	-	-	-	-	-	-	-	-	-	-	-	-	-	-	-	-	-	-	-	-	
Relievers	-	5-1	4.97	54.1	30	31	57	-	2-2	5.65	36.2	28	18	43	-	0-3	4.78	32.0	17	16	33	-	-	-	-	-	-	-	7-6	5.12	123.0	70	65	133		
TOTALS	12	6-6	6.99	103.0	80	58	100	10	2-8	5.65	87.2	55	32	77	7	3-4	4.34	66.1	32	32	62	-	-	-	-	-	-	-	29	11-18	5.85	257.0	167	122	239	
	CS/ATT		3/10	PCT	30.00%			CS/ATT		4/19	PCT	21.05%			CS/ATT		0/8	PCT	0.0%			CS/ATT		/	PCT	0.0%			CS/ATT		7/37	PCT	18.92%			

OMAHA CATCHER PITCHING STATS

CATCHERS	W	L	ERA	GS	SV	IP	H	R	ER	HR	HB	BB	IBB	SO	WHIP	AVG	WP	GDP	TBF	SB	CS	ATT	%CS	PB
4 Freddy Fermin	6	6	6.99	12	2	103.0	119	85	80	17	8	58	1	100	1.72	.288	9	8	488	7	3	10	30.00%	2
14 Logan Porter	2	8	5.65	10	0	87.2	99	62	55	20	7	32	0	77	1.49	.289	0	14	385	15	4	19	21.05%	1
25 Jakson Reetz	3	4	4.34	7	3	66.1	76	39	32	5	4	32	0	62	1.63	.287	10	6	307	8	0	8	0.0%	0

PITCH TIMER VIOLATIONS CALLED ON OMAHA PITCHERS (10)

DATE	PITCHER (# IN '23)	INNING	UMPIRE	COUNT AT CALL	BATTER RESULT (COUNT)
1. April 4 vs. Toledo	Marcelo Martinez (1)	▲ 7	Dane Poncsak	0-0	Strikeout Swinging (1-2)
2. April 7 vs. Toledo	Ryan Weiss (1)	▲ 9	Matt Bates	1-0	Walk (3-0)
3. April 9 vs. Toledo	Max Castillo (1)	▲ 3	Cody Oakes	0-0	Strikeout Swinging (3-2)
4. April 18 vs. Gwinnett	Mike Mayers (1)	▲ 5	Takahito Matsuda	0-0	Flyout, F7 (1-0)
5. April 20 vs. Gwinnett	Max Castillo (2)	▲ 4	Ben Phillips	0-0	Walk (3-1)
6. April 22 vs. Gwinnett	Drew Parrish (1)	▲ 5	Jose Navas	0-0	Walk (3-1)
7. April 23 vs. Gwinnett	Evan Sisk (1)	▲ 7	Ben Phillips	0-0	Lineout (1-1)
8. April 27 @ Nashville	Austin Cox (1)	▼ 3	Mark Bass	1-2	Strikeout Swinging (2-2)
9. April 30 @ Nashville	Andrés Núñez (1)	▲ 9	Mark Bass	2-0	Walk (3-0)
10. May 4 vs. Louisville	Drew Parrish (2)	▲ 3	Randy Rosenberg	1-1	Walk (3-2)

PLAYER

QUICK NOTES

CAREER HIGHS

19 CJ
ALEXANDER

INFIELD/OUTFIELD • L/L • 6'3" • 215 • 7/16/1996 (26)
Traded from Atlanta — 7/11/2022
Born: Merrillville, Indiana • Resides: Surprise, Arizona

16 DAIRON
BLANCO

OUTFIELDER • R/R • 6'0" • 200 • 4/26/1993 (30)
Traded from Oakland — 7/27/2019
Born: Florida, Cuba • Resides: Miami, Florida

3 TUCKER
BRADLEY

OUTFIELDER • L/L • 6'0" • 195 • 5/6/1998 (24)
Signed 6/23/2020 as an Undrafted Free Agent (Georgia)
Born/Resides: Chickamauga, Georgia

17 ANGELO
CASTELLANO

INFIELDER • R/R • 6'0" • 165 • 1/13/1995 (28)
Signed 7/16/2011 as an International Free Agent
Born/Resides: San Diego, Venezuela

6 CLAY
DUNGAN

INFIELDER • L/R • 6'1" • 195 • 6/2/1996 (26)
2019 MLB Draft — Round 9 (Indiana State)
Born: Muncie, Indiana • Resides: Alexandria, Indiana

28 TYLER
GENTRY

OUTFIELDER • R/R • 6'2" • 215 • 2/1/1999 (24)
2020 MLB Draft — Round 3 (Alabama)
Born: Memphis, Tenn. • Resides: Arlington, Tenn.

18 BREWER
HICKLEN

OUTFIELDER • R/R • 6'2" • 220 • 2/9/1996 (27)
2017 MLB Draft — Round 7 (Alabama at Birmingham)
Born/Resides: Huntsville, Alabama

13 NICK
LOFTIN

INFIELD/OUTFIELD • R/R • 6'1" • 200 • 10/6/1995 (26)
2020 MLB Draft — Round 1/32nd Overall (Baylor)
Born: Corpus Christi, Texas • Resides: Surprise, Ariz.

14 LOGAN
PORTER

CATCHER/INFIELD • R/R • 6'0" • 200 • 7/12/1995 (27)
Signed 6/21/2018 as an Undrafted Free Agent (Dixie State)
Born: Phoenix, Texas • Resides: Surprise, Ariz.

25 JAKSON
REETZ

CATCHER • R/R • 6'0" • 215 • 1/3/1996 (27)
Signed 12/12/2022 as a Minor League Free Agent
Born: Hickman, Neb. • Resides: Elkhorn, Neb.

15 FRANMIL
REYES

OUTFIELDER • R/R • 6'5" • 280 • 7/7/1995 (27)
Signed 2/15/2023 as a Minor League Free Agent
Born: Loma de Cabrera, D.R. Resides: Kissimmee, Fla.

0 SAMAD
TAYLOR

INFIELD/OUTFIELD • R/R • 5'10" • 160 • 7/11/1998 (24)
Traded from Toronto — 8/2/2022
Born: Corona, Calif. • Resides: Sioux Falls, S.D.

2023: Appeared in 17 Cactus League games for the Royals and slashed .391/.462/.783 (9-for-23) with 4 XBH (2 HR) and 6 RBI ... has made first 4 starts of his career in RF this season, 4 of his 5 career starts in the OF ... 11 XBH are tied with Logan Porter and Nick Loftin for the team lead.
2022: Began year with Mississippi Braves (AA) in the Southern League, traded with KC from Atlanta on 7/11, assigned to NW Arkansas ... in 114 total games, tied 6th in Double-A in RBI (87), tied 10th in HR (25) ... set career highs in games played, 2B (18), HR, RBI and SB (19) ... Double-A leader in AVG in RBI (29), tied 1st in league in HR (8).
2018-21: Played 182 games in the Braves' system, between R, A, AA and AAA ... slashed .229/.310/.374 (144-for-628) with 14 HR and 66 RBI ... began and ended 2019 in Double-A with Mississippi, spent July in High-A with the Florida Fire Frogs ... played 87 games in Double-A with league-champion Mississippi in 2021.
2021: Brother Blaze is prospect in the Diamondbacks system, a 2022 Texas League Postseason All-Star with Amarillo, added to the D-backs' 40-man roster in November 2022.

HIT STREAK: 4 Games (4/29 to 5/4), .308 (4-for-13), 2 BR

ON-BASE BASE STREAK: 4 Games (4/29 to 5/4), .308 (4-for-13)

2023: Hit .310 in 16 Cactus League games for the Royals with 6 XBH (3 2B, 3 HR) and 5 RBI ... went 7-for-14 @ IND with 6 TB and 1 HR ... 4th in league with 13 steals, 13-for-14 in steal attempts ... 3 of his 4 RBI this season came last week @ Nashville.
2022: Played in 107 games for Omaha (AAA) and appeared in five games with Kansas City from May 19 to June 3 ... slashed .301/.367/.486 (110-for-366) for Omaha and led the team in batting average while stealing a career-high 45 bases in Triple-A ... a Storm Chasers single-season record ... made his MLB debut May 20 vs. Minnesota, went 2-for-7 over five games ... in September, slashed .346/.480/.649 (41-for-94) with 12 XBH (7 2B, 2 3B, 3 HR), 23 RBI and 11 SB, led the league in AVG, OBP and hits in the last month.
2021: Split the season between NW Arkansas (AA) and Omaha (AAA), slashing a combined .277/.350/.441 (117-for-422) across 117 games with a career-best 41 stolen bases, while hitting 14 home runs and driving in 53 runs ... his 41 steals ranked 12th in MLB and second in the Royals organization, behind Tyler Tolbert (55).

HIT STREAK:

ON-BASE BASE STREAK: 3 Games (4/30 to 5/5), .375 (3-for-8), 3 BB, 1 HBP

Ranked by MLB Pipeline as the No. 28 Royals prospect

2023: Appeared in 18 Cactus League games for the Royals and slashed .273/.346/.545 (6-for-22) with 2 HR and 6 RBI ... hit first Triple-A HR in 6th inning on 4/12 @ IOW, 2-run HR ... hit pinch-hit 2-run 2B in win on 4/14 and had 3 RBI off the bench in comeback win ... since that game, is 1-for-21 with 8 K.
2022: Spent the entire season with NW Arkansas (AA) and reached base in 90 of 109 games (82.57%), reached base multiple times in team-best 56 games ... 1st on team with 33 multi-hit games ... 2 of 12 home runs were grand slams, on 4/23 @ Frisco and 5/12 vs. Wichita, both in 5th inning, first two of his pro career ... reached base at least twice in seven straight games from 7/26 to 8/2 ... homered in three straight games, 8/30 to 9/2 ... season-high 12-game on-base streak from 6/24 to 7/9.
2021: Began his professional career splitting the year between Columbia (A) and Quad Cities (A+), .380 OBP ranked fourth among qualified Royals Minor Leaguers.

HIT STREAK:

ON-BASE BASE STREAK: 2 Games (5/3 to 5/4), .000 (0-for-6), 2 BB, 1 HBP

2023: Appeared in 12 Cactus League games for the Royals and went 1-for-12 (.083) with 1 RBI and 1 BB ... hits in 8 of 12 games, reached base in his first 9 games of the season ... started at SS 8 games in a row, 4/18 to 4/26 and 12 of Omaha's last 15.
2022: In his 11th year as a member of the Royals' organization, began the year with Omaha, but assigned to NW Arkansas (AA) on 8/9 and finished the season with the Nationals ... over 59 games with the Storm Chasers, slashed .218/.318/.316 (38-for-174) while playing six different positions (1B, 2B, 3B, SS, LF & RF) ... made at least 10 starts at each SS (150.2 innings), 3B (121.0 innings) and 1B (115.0 innings) ... snapped 0-for-27 streak with Nationals on 8/21 vs. San Antonio ... 15-for-67 over last 20 games after hitless streak ended ... played 800th MLB game (all in Royals system) on 9/15 vs. Frisco, entered as defensive replacement.
2011-2023: Has played 803 games in the Royals' minor league system, slashing .232/.311/.312 (606-for-2610), with 29 HR and 271 RBI ... 2013 Dominican Royals Player of the Year ... 143 games with Omaha between 2021 and 2023, hitting .226 over 80 games in 2021 after an early-season promotion from Double-A.

HIT STREAK:

ON-BASE BASE STREAK: 5 Games (4/28 to 5/4), .167 (3-for-18), 2 BB

2023: Opened the season on the injured list with a right hamate fracture he suffered in Spring Training, activated from the injured list 5/4.
2022: Spent the entire season with Omaha and tied for 1st on the team in triples (4), while ranking 2nd in games played (127), plate appearances (515) and runs (64), 3rd in doubles (22), total bases (151), stolen bases (17) and walks (47), 4th in hits (94) and 5th in RBI (52) ... made starts at a career-high six positions for the Chasers, including 2B, (62 G), 3B, (40 G), SS (6 G) and his first professional appearances in the outfield: in LF (13 G), CF (1 G) and RF (2 G).
2021: Spent the entire season with NW Arkansas (AA), playing in 108 of the team's 119 regular season games, including 104 starts as the leadoff hitter ... led the Nationals in games played, at-bats (444), runs scored (74) and hits (128) ... led off the game with a hit 32 times, including 10 of his last 19 regular season games.

HIT STREAK:

ON-BASE BASE STREAK:

Ranked by MLB Pipeline as the No. 8 Royals prospect ... Ranked by Baseball America as the No. 7 Royals prospect

2023: Has reached base in 22 of 25 games so far this season, started first 23 games of the season ... hit first Triple-A HR in 6th inning on 4/5 vs. TOL, 3-run HR.
2022: Began season in Quad Cities (A+) assigned to NW Arkansas 6/14, named Nationals Player of the Year ... ranked 8th in MLB in batting average (.326) ... Royals org leader in AVG (.326), SLG (.542) and OPS (.964), 2nd in OBP (.422) ... drove in at least one run in 36 of 73 games since joining the Nationals, reached base in 64 of 73 games (87.67%) ... Texas League POTW week of 6/27 - 7/3, hit .435 (10-for-23) with 6 XBH (2 2B, 4 HR), 11 RBI, 1,543 OPS ... reached in 28 straight games, 7/30 to 9/3, with .485 OBP.
2021: Spent his first pro season in Quad Cities (A+), played everyday for the first two months of the season ... placed on the 7-Day injured list on 7/14 and then the 60-Day IL 8/2.

HIT STREAK:

ON-BASE BASE STREAK:

2023: Began the season on the 7-Day Injured list (right elbow strain) ... activated 4/25 and came off the bench to play CF @ NAS, made first start 4/26 ... first 2 hits of the season were both doubles, 4/30 @ NAS.
2022: Played in 130 games for Omaha (AAA) and was named the Royals Triple-A Player of the Year but also appeared in six games with Kansas City over two separate stints with the Royals: May 26-30 and July 14-17 ... contract was selected by KC May 26 and made his major league debut on night in Minnesota, standing in CF ... reached base in 34 straight games between 7/26 and 9/2 ... set career highs in 2B (30), HR (28), RBI (85) and R (85) ... finished just two homers shy of a 30/30/30 season (HR/SB/2B).
2021: Spent the entire season with Northwest Arkansas (AA), his third consecutive year playing under Scott Thorman and third straight Minor League Championship ... led all Double-A hitters with 40 steals, tied for 13th in all of the Minors ... reached base in 41 of his last 47 games played and homered twice in the Double-A Central Championship Series.

HIT STREAK:

ON-BASE BASE STREAK: 5 Games (4/30 to 5/5), .222 (4-for-18), 4 BB

Ranked by MLB Pipeline as the No. 4 Royals prospect ... Ranked by Baseball America as the No. 8 Royals prospect

2023: Went 8-for-17 in series vs. Iowa (4/11-4/14), with 4 XBH and 7 RBI in games ... a .314 (.22-for-70) hitter when playing 3B, compared to .148 (4-for-27) at 2B ... 7-for-13 in the last three games, 10 of 16 balls put in play this series have been hit 90mph or harder.
2022: Began the season in NW Arkansas (AA) and reached in 76 of 88 games, had hits in 65 of 88 games ... tied club record with 3 doubles on 5/4 @ Springfield and had the first four-hit game of the season 7/15 @ Corpus Christi, went 4-for-5 with two doubles and career-best 11th HR of the year ... played at least 3 games at 5 positions with the Nationals (2B, 3B, SS, LF, CF) ... called up to Omaha on 8/9 and played 38 games for the Storm Chasers, slashed .216/.280/.359 (33-for-153) with 5 HR and 19 RBI.
2021: Spent his first pro season with Quad Cities (A+) and slashed .289/.374/.464 (103-for-356) across 90 games, named an MLB.com Organization All-Star at third base ... won the High-A Central batting title with a .289 average ... hit for the cycle on 8/1, going 5-for-6 at the plate with a walk-off homer in the ninth to complete the cycle.

HIT STREAK: 3 Games (5/3 to 5/5), .538 (7-for-13), 2 2B, 2 HR

ON-BASE BASE STREAK: 3 Games (5/3 to 5/5), .538 (7-for-13)

2023: 6th in the league with a .645 slugging percentage, tied for a team-best 6 HR in 21 games played this season, with hits in first 7 games played, reached base in his first 11 games this season and 17 of 21 this year ... 0-for-1 on ABS challenges as a catcher ... 3rd two-HR game of career on 4/5 vs. Toledo.
2022: Began the season in NW Arkansas (AA) and reached in 66 of 77 games, reached multiple times in 49 games ... assigned to Omaha (AAA) on 8/9 and finished season with Storm Chasers, appeared in 35 games (33 at 1B) and hit .301 (.34-for-113) with 3 HR and 82 RBI ... 25 HR in the Brewers system led all hitters in the organization ... despite playing just 62 games with the Shuckers, named the Double-A Southern League's Most Valuable Player and the league's Postseason All-Star at catcher.
2014-2021 Over 7 Minor League seasons, played 472 games in the Washington Nationals organization and made his MLB debut with the Nationals in July 2021 ... in 2019, was named a Carolina League midseason All-Star and MLB Organizational All-Star for the Nationals ... named a Baseball America Rookie All-Star in 2014, playing for the GCL Nationals.

HIT STREAK:

ON-BASE BASE STREAK:

2023: As a non-roster invitee, appeared in 12 Cactus League games for the Royals and slashed .227/.320/.455 (5-for-22) with 2 2B, 1 HR and 6 RBI ... hit his first professional grand slam in 5th inning on 4/1 @ IND ... 5 of his last 7 hits have been doubles, 7 of 10 hits this season are XBH ... 0-for-2 on ABS challenges as a catcher.
2022: Signed with Milwaukee in December 2021 and after beginning the year with Biloxi (AA), earned a mid-July promotion to Nashville (AAA) and ended the year with Omaha (AAA) ... across the three teams, slashed .264/.359/.575 (97-for-364) over 104 games, with 30 HR and 82 RBI ... 25 HR in the Brewers system led all hitters in the organization ... despite playing just 62 games with the Shuckers, named the Double-A Southern League's Most Valuable Player and the league's Postseason All-Star at catcher.
2014-2021 Over 7 Minor League seasons, played 472 games in the Washington Nationals organization and made his MLB debut with the Nationals in July 2021 ... in 2019, was named a Carolina League midseason All-Star and MLB Organizational All-Star for the Nationals ... named a Baseball America Rookie All-Star in 2014, playing for the GCL Nationals.

HIT STREAK: 5 Games (4/23 to 5/5), .353 (6-for-17), 4 2B, 1 HR

ON-BASE BASE STREAK: 5 Games (4/23 to 5/5), .353 (6-for-17), 1 BB, 1 HBP

2023: After signing a Minor League deal with an invite to big league spring training, hit .340 (16-for-47) with 3 HR and 12 RBI over 18 Cactus League games, had his contract selected to the Major League roster for Opening Day on 3/30 ... was hitting .189 (11-for-59) over 19 games with the Royals, reinstated from the Paternity List prior on 4/24 and went 0-for-17 since returning ... optioned to Omaha on 5/2, went 2-for-5 with 2B and RBI in debut on 5/4.
2022: Made his 4th Opening Day roster, 3rd with Cleveland and hit 9 HR in 70 games before being acquired off waivers by the Cubs on 8/8, played in 48 games with the Cubs and hit .5 HR in 48 games ... beat his Cubs career with a 9-game hit streak from Aug. 9-19, hit .368 (14-for-38) with 7 XBH (2 HR) and 6 RBI, a stretch where the Cubs went 8-1.
MLB: Has played 548 games in the Major Leagues between 2018 and 2023 with San Diego (2018-19), Cleveland (2019-22), Chicago NL (2022) and Kansas City (2023) ... he is a lifetime .249 in the big leagues with 108 HR and 285 RBI, for a .774 OPS ... from 2019-21, his 76 homers were tied for 17th most in the Majors ... 30+ HR seasons in 2019 and 2021.

HIT STREAK:

ON-BASE BASE STREAK:

Ranked by MLB Pipeline as the No. 21 Royals prospect ... Ranked by Baseball America as the No. 24 Royals prospect

2023: Opened the Triple-A season with four (4) straight 2-hit games, has 12 multi-hit games of 28 games played this season & hits in 21 of 28 games ... has hit 1st in order in all 28 games he's played (of Omaha's 29), a .319 hitter (115-for-47) with .429 OBP leading off innings ... tied 2nd in the league with 16 steals (tied 5th in MLB) and tied 6th with 35 hits ... stole 4 bases on 5/4 vs. LOU.
2022: Began the season in the Blue Jays organization with Buffalo (AAA) and appeared in 70 games before being acquired by Kansas City at the 2022 Trade Deadline with RHP Max Castillo in exchange for Whit Merrifield, but did not play the rest of the season due to a preexisting injury (left oblique strain) ... stole 9 bases in 21 games for the Surprise Saguaro in the Arizona Fall League after the conclusion of the Minor League season ... added to KC 40-man roster on 11/10/22 ... traded from CL to TOR on 7/31/2017.

HIT STREAK:

ON-BASE BASE STREAK:

H 3 (17x) Last: 4/8/23 vs. Toledo

R 4 8/17/22 vs. San Antonio

HR 2 (5x) Last: 8/11/22 @ Arkansas

RBI 6 (2x) Last: 8/5/22 vs. Tulsa

BB 3 (2x) Last: 7/2/18 vs. Bristol

SB 2 (2x) Last: 5/26/22 @ Pensacola

H 5 (2x) Last: 9/15/22 @ Columbus

R 3 (11x) Last: 9/15/22 @ Columbus

HR 2 5/23/19 @ Amarillo

RBI 4 (4x) Last: 9/15/22 @ Columbus

BB 3 (3x) Last: 8/29/21 @ Iowa

SB 3 (2x) Last: 4/23/23 vs. Gwinnett

H 3 (17x) Last: 3/31/23 @ Indianapolis

R 3 (5x) Last: 9/2/22 @ Tulsa

HR 2 8/10/21 vs. Beloit

RBI 5 6/24/21 @ Beloit

BB 3 (3x) Last: 9/3/22 @ Tulsa

SB 3 7/9/22 vs. Tulsa

H 4 (5x) Last: 8/18/17 vs. Asheville

R 4 6/26/16 @ Grand Junction

HR 2 7/19/19 @ Amarillo

RBI 5 7/17/22 @ Rochester

BB 3 (4x) Last: 8/2/17 vs. West Virginia

SB 2 7/13/16 vs. Helena

H 6 6/23/19 vs. Billings

R 4 9/3/19 vs. Missoula

HR 2 6/26/22 vs. Columbus

RBI 4 (3x) Last: 6/28/22 @ St. Paul

BB 3 5/7/22 vs. Columbus

SB 3 (2x) Last: 8/8/21 @ Arkansas

H 4 7/6/22 vs. Tulsa

R 4 (2x) Last: 7/17/22 @ Corpus Christi

HR 2 (2x) Last: 6/29/22 @ Amarillo

RBI 6 6/2/21 vs. Beloit

BB 3 (6x) Last: 4/20/23 vs. Gwinnett

SB 1 (16x) Last: 4/14/23 @ Iowa

H 4 (4x) Last: 5/25/22 @ Louisville

R 4 8/21/19 vs. Salem

HR 3 8/22/19 vs. Salem

RBI 5 (2x) Last: 8/24/21 vs. Springfield

BB 3 (3x) Last: 6/20/19 vs. Frederick

SB 3 (5x) Last: 4/22/22 @ Memphis

H 5 8/1/21 vs. South Bend

R 4 (2x) Last: 7/15/22 @ Corpus Christi

HR 1 (29x) Last: 4/6/23 vs. Toledo

RBI 5 4/22/22 @ Frisco

BB 3 (4x) Last: 8/5/22 vs. Tulsa

SB 2 (2x) Last: 6/10/22 @ Tulsa

H 4 8/6/19 @ Johnson City

R 3 (4x) Last: 8/1/21 vs. South Bend

HR 2 (3x) Last: 4/5/23 vs. Toledo

RBI 4 (2x) Last: 8/10/21 vs. Beloit

BB 3 (5x) Last: 4/14/23 @ Iowa

SB 1 8/10/21 vs. Beloit

H 3 (19x) Last: 4/1/23 @ Indianapolis

R 3 (8x) Last: 5/29/22 vs. Montgomery

HR 2 (7x) Last: 7/8/22 @ Montgomery

RBI 5 (4x) Last: 4/1/23 @ Indianapolis

BB 3 (4x) Last: 5/29/22 vs. Montgomery

SB 1 (24x) Last: 4/27/23 @ Nashville

H 5 (3x) Last: 9/1/20 @ KANSAS CITY

R 3 (19x) Last: 8/28/20 @ ST. LOUIS

HR 2 (21x) 7/28/21 vs. ST. LOUIS

RBI 7 7/31/17 vs. Corpus Christi

BB 3 (6x) 9/20/20 @ DETROIT

SB 2 6/10/17 vs. Corpus Christi

H 4 (4x) Last: 6/15/22 @ Lehigh Valley

R 4 6/8/21 @ Portland

HR 2 (4x) Last: 6/21/22 vs. St. Paul

RBI 5 (2x) Last: 6/21/22 vs. St. Paul

BB 4 4/16/22 @ Rochester

SB 4 (2x) Last: 5/4/23 vs. Louisville

SO NICE, THEY DID IT MULTI-HIT GAMES						MULTI-RUN GAMES						MULTI-RBI GAMES						MULTI-BB GAMES						MULTI-K GAMES						MULTI-SB GAMES					
TWICE (OR MORE)																																			
2	3	4	5+	T		2	3	4	5+	T		2	3	4	5+	T		2	3	4	5+	T		2	3	4	5+	T		2	3	4	5+	T	
19 Alexander, CJ	3	2	-	-	5	2	1	-	-	3		1	-	-	-	1		-	-	-	-	-		7	1	-	-	8		-	-	-	-	-	
16 Blanco, Dairon	3	2	-	-	5	2	-	-	-	2		1	-	-	-	1		2	-	-	-	2		2	2	-	-	4		1	1	-	-	2	
3 Bradley, Tucker	2	1	-	-	3	2	1	-	-	3		1	1	-	-	2		3	-	-	-	3		1	-	-	-	1		2	-	-	-	2	
17 Castellano, Angelo	2	-	-	-	2	3	-	-	-	3		2	-	-	-	2		1	-	-	-	1		2	1	-	-	3		-	-	-	-	-	
6 Dungan, Clay	-	-	-	-	-	-	-	-	-	-		-	-	-	-	-		-	-	-	-	-		-	-	-	-	-		-	-	-	-	-	
Eaton, Nate	3	-	-	-	3	-	1	-	-	1		1	-	-	-	1		-	-	-	-	-		2	-	-	-	2		1	-	-	-	1	
Fermin, Freddy	1	1	1	-	3	3	1	-	-	4		2	1	-	1	4		2	1	-	-	3		2	-	-	-	2		-	-	-	-	-	
Garcia, Maikel	4	1	-	-	5	2	-	-	-	2		2	2	-	-	4		3	1	-	-	4		2	1	-	-	3		-	-	-	-	-	
28 Gentry, Tyler	5	-	-	-	5	2	1	-	-	3		1	2	-	-	3		2	1	-	-	3		3	3	-	-	6		-	-	-	-	-	
18 Hicklen, Brewer	1	-	-	-	1	1	-	-	-	1		1	-	-	-	1		1	-	-	-	1		3	-	-	-	3		-	-	-	-	-	
13 Loftin, Nick	7	2	-	-	9	1	-	-	-	1		-	4	1	-	5		-	-	-	-	-		3	-	-	-	3		-	-	-	-	-	
14 Porter, Logan	4	2	-	-	6	2	-	-	-	2		2	-	-	-	2		1	1	-	-	2		7	2	-	-	9		-	-	-	-	-	
Pratto, Nick	-	1	-	-	1	1	-	-	-	1		2	-	-	-	2		3	-	-	-	3		2	1	-	-	3		-	-	-	-	-	
25 Reetz, Jakson	1	1	-	-	2	-	-	-	-	-		1	-	-	1	2		1	-	-	-	1		2	2	-	-	4		-	-	-	-	-	
15 Reyes, Franmil	1	-	-	-	1	1	-	-	-	1		-	-	-	-	-		-	-	-	-	-		-	1	-	-	1		-	-	-	-	-	
0 Taylor, Samad	10	2	-	-	12	5	1	-	-	6		3	2	-	-	5		3	-	-	-	3		7	-	-	-	7		1	1	1	-	3	
	47	15	1	0	63	27	6	0	0	33		20	12	1	2	35		22	4	0	0	26		45	14	0	0	59		5	2	1	0	8	

		HITTING STREAKS										ON-BASE STREAKS												
PLAYER	CURRENT	LONGEST	DATES/RESULTS										CURRENT	LONGEST	DATES/RESULTS									
			START	END	AVG	2B	3B	HR	RBI	OPS	START	END			AVG	2B	HR	BB	HBP	OBP				
19 Alexander, CJ	4	4	4/29	5/4	.308 (4-13)	1	0	0	1	.693	4	5 (2x)	4/14	4/23	.222 (4-18)	2	1	2	0	0	.300			
16 Blanco, Dairon	-	5	4/9	4/19	.353 (6-17)	3	0	0	0	1.005	3	5 (3x)	4/22	4/28	.267 (4-15)	1	0	2	0	0	.353			
3 Bradley, Tucker	-	3	4/6	4/8	.500 (4-8)	0	1	0	0	1.417	2	5	4/6	4/12	.364 (8-22)	3	3	1	0	0	.391			
17 Castellano, Angelo	-	3 (2x)	4/14	4/19	.375 (3-8)	1	0	0	1	.833	5	9	4/1	4/19	.320 (8-25)	2	2	6	0	0	.438			
28 Gentry, Tyler	-	5	4/5	4/9	.350 (7-20)	1	0	1	6	.967	-	9 (2x)	4/12	4/23	.167 (5-30)	1	1	9	2	0	.390			
18 Hicklen, Brewer	-	2	5/3	5/4	.222 (2-9)	0	0	0	3	.444	5	5	4/30	5/5	.222 (4-18)	2	0	4	0	0	.364			
13 Loftin, Nick	3	6	4/5	4/14	.417 (10-24)	2	0	3	8	1.298	3	6	4/5	4/14	.417 (10-24)	2	3	1	0	0	.423			
14 Porter, Logan	-	7	4/1	4/12	.370 (10-27)	2	0	4	7	1.268	-	11	4/1	4/20	.333 (13-39)	4	5	6	0	0	.413			
25 Reetz, Jakson	5	5	4/23	5/5	.353 (6-17)	4	0	1	3	1.186	5	5	4/23	5/5	.353 (6-17)	4	1	1	1	1	.421			
15 Reyes, Franmil	-	-	-	-	-	-	-	-	-	-	-	-	-	-	-	-	-	-	-	-	-			
0 Taylor, Samad	-	6	4/7	4/13	.345 (10-29)	3	0	1	7	.897	-	14	4/7	4/26	.328 (19-58)	4	1	6	1	0	.400			
BOLD indicates longest streak in 2023 among active players											Italics indicates longest personal streak is active													

PITCHES/PLATE APPEARANCE & PLATE APPEARANCE DEPTH									PINCH-HITTING LOG (4)					
PLAYER	AVG. P/PA	TOTAL PA	TOTAL P	LONGEST PA (#)	DATE	INN.	PITCHER	RESULT	#	DATE	INNING	PINCH HITTER	HITTING FOR	RESULT
19 Alexander, CJ	3.86	84	324	8 (2x)	4/26 @ NAS	▲ 5	Caleb Boushley (NAS)	Popout (P4)	1.	4/5 vs. Toledo	▼ 9	CJ Alexander	Angelo Castellano	Fielder's Choice (4-6)
16 Blanco, Dairon	3.67	90	330	10	5/2 vs. LOU	▼ 7	Ricky Karcher (LOU)	Walk	2.	4/14 @ Iowa	▲ 8	Tucker Bradley	Angelo Castellano	2-RBI Double
3 Bradley, Tucker	3.91	64	250	10	4/29 @ NAS	▲ 3	Robert Stock (NAS)	Groundout (4-3)	3.	4/18 vs. Gwinnett	▼ 9	Tucker Bradley	Angelo Castellano	Strikeout Looking
17 Castellano, Angelo	4.21	73	307	10	4/18 vs. GWN	▼ 3	Michael Soroka (GWN)	Strikeout Swinging	4.	4/29 @ Nashville	▲ 8	Logan Porter	CJ Alexander	Strikeout Swinging
6 Dungan, Clay	5.67	3	17	9	5/5 vs. LOU	▼ 2	Brandon Williamson (LOU)	Flyout (F7)	5.					
Eaton, Nate	4.30	27	116	10	4/29 @ NAS	▲ 7	Pedro Fernandez (NAS)	Flyout (F9)	6.					
Fermin, Freddy	3.84	58	223	8	4/20 vs. GWN	▼ 5	Grant Holmes (GWN)	RBI Walk	7.					
Garcia, Maikel	4.39	112	492	10	4/12 @ IOW	▲ 3	Riley Thompson (IOW)	Strikeout Swinging	8.					
28 Gentry, Tyler	4.32	130	562	9	5/5 vs. LOU	▼ 7	Hunter Strickland (LOU)	Flyout (F8)	9.					
18 Hicklen, Brewer	3.90	30	117	7 (2x)	5/5 vs. LOU	▼ 4	Brandon Williamson (LOU)	Groundout (5-3)	10.					
13 Loftin, Nick	3.27	109	356	8 (2x)	4/14 @ IOW	▲ 8	Manuel Rodriguez (IOW)	Groundout (3-1)	11.					
14 Porter, Logan	4.39	83	364	8 (3x)	4/28 @ NAS	▲ 4	Adrian Houser (NAS)	Strikeout Looking	12.					
Pratto, Nick	4.39	80	351	8 (5x)	4/23 vs. GWN	▼ 3	Nick Margevicius (GWN)	Single	13.					
25 Reetz, Jakson	4.10	41	168	13	4/21 vs. GWN	▼ 2	Allan Winans (GWN)	Strikeout Swinging	14.					
15 Reyes, Franmil	4.22	9	38	7	5/5 vs. LOU	▼ 3	Brandon Williamson (LOU)	Strikeout Swinging	15.					
0 Taylor, Samad	3.76	137	515	9	4/25 @ NAS	▲ 1	Robert Gasser (NAS)	Strikeout Looking						
	4.01	1,130	4,530											

Omaha Pinch Hitters: 1-for-4, 2B, 2 RBI

Most-Used Pinch Hitter: Tucker Bradley (1x)

Most Frequently Pinch-Hit For: Angelo Castellano (3x)

PITCH TIMER VIOLATIONS CALLED ON OMAHA HITTERS (1)

DATE	INNING	UMPIRE	HITTER	COUNT AT CALL	BATTER RESULT (COUNT)
1. 4/12 @ Iowa	▲ 9	Tom Hanahan	Samad Taylor (1)	0-1	Single (0-2)
2.					
3.					
4.					
5.					
6.					
7.					

HR #	PLAYER (SEASON #)	GM # – DATE	OPPONENT	PITCHER	PITCH TYPE	DIRECTION	ON BASE	INNING	OUTS	COUNT	SCORE	FINAL	DISTANCE	EXIT VELO	LAUNCH ANGLE
1.	Logan Porter (1)	2 – April 1	@ Indianapolis	Caleb Smith (L)	4-seam FB	LF	0	▲4	1	2-2	3-0	W, 12-1	417 FT	106.6 MPH	32°
2.	Jakson Reetz (1)	2 – April 1	@ Indianapolis	Caleb Smith (L)	Slider	LF	3	▲5	2	2-1	8-0	W, 12-1	408 FT	103.9 MPH	25°
3.	Dairon Blanco (1)	3 – April 2	@ Indianapolis	Mike Burrows	4-seam FB	LCF	0	▲5	2	3-2	1-3	W, 8-3	411 FT	105.2 MPH	23°
4.	Samad Taylor (1)	3 – April 2	@ Indianapolis	J.C. Flowers	4-seam FB	LF	0	▲8	0	2-1	2-3	W, 8-3	334 FT	104.5 MPH	22°
5.	Nick Loftin (1)	3 – April 2	@ Indianapolis	Daniel Zamora (L)	4-seam FB	LF	2	▲8	1	1-2	5-3	W, 8-3	362 FT	97.2 MPH	29°
6.	Maikel Garcia (1)	4 – April 4	vs. Toledo	Alex Faedo	4-seam FB	RF	0	▼1	1	2-1	1-0	L, 9-2	349 FT	94.3 MPH	35°
7.	Tyler Gentry (1)	5 – April 5	vs. Toledo	Tyler Holton (L)	Cutter	CF	2	▼6	0	2-0	3-1	L, 7-6	417 FT	106.5 MPH	27°
8.	Logan Porter (2)	5 – April 5	vs. Toledo	Tyler Holton (L)	Slider	LF	0	▼6	0	3-1	4-1	L, 7-6	346 FT	103.3 MPH	37°
9.	Logan Porter (3)	5 – April 5	vs. Toledo	Matt Wisler	4-seam FB	RCF	0	▼8	0	2-2	5-6	L, 7-6	364 FT	94.7 MPH	34°
10.	Nick Loftin (2)	6 – April 6	vs. Toledo	Brenan Haniffee	Slider	LCF	0	▼2	0	2-2	1-1	L, 8-5	401 FT	101.8 MPH	32°
11.	CJ Alexander (1)	6 – April 6	vs. Toledo	Brenan Haniffee	Sinker	CF	0	▼4	1	2-2	3-6	L, 8-5	409 FT	101.1 MPH	35°
12.	Logan Porter (4)	7 – April 7	vs. Toledo	Reese Olson	4-seam FB	LF	0	▼3	0	3-2	5-2	W, 9-4	395 FT	104.3 MPH	45°
13.	Freddy Fermin (1)	8 – April 8	vs. Toledo	Will Vest	Slider	CF	3	▼3	2	0-0	6-1	W, 13-8	401 FT	102.1 MPH	42°
14.	Angelo Castellano (1)	8 – April 8	vs. Toledo	Will Vest	4-seam FB	LCF	1	▼4	0	2-0	8-1	W, 13-8	401 FT	102.8 MPH	33°
15.	Freddy Fermin (2)	8 – April 8	vs. Toledo	Ashton Goudeau	Changeup	CF	1	▼5	0	1-1	10-1	W, 13-8	428 FT	105.9 MPH	28°
16.	CJ Alexander (2)	8 – April 8	vs. Toledo	Ashton Goudeau	Changeup	LF	0	▼7	0	1-0	11-8	W, 13-8	351 FT	92.4 MPH	43°
17.	Angelo Castellano (2)	9 – April 9	vs. Toledo	Alex Faedo	4-seam FB	LF	0	▼3	1	0-0	1-0	L, 8-2	373 FT	98.0 MPH	25°
18.	Samad Taylor (2)	10 – April 11	@ Iowa	Roenis Elias (L)	4-seam FB	CF	2	▲5	2	0-2	3-9	L, 9-6	405 FT	100.9 MPH	25°
19.	Freddy Fermin (3)	10 – April 11	@ Iowa	Brandon Hughes (L)	4-seam FB	LF	1	▲6	2	0-1	6-9	L, 9-6	398 FT	100.3 MPH	33°
20.	CJ Alexander (3)	11 – April 12	@ Iowa	Riley Thompson	Changeup	RF	0	▲2	0	1-0	2-1	W, 10-6	394 FT	104.3 MPH	24°
21.	Tyler Gentry (2)	11 – April 12	@ Iowa	Riley Thompson	Slider	LF	0	▲3	2	1-2	3-1	W, 10-6	393 FT	103.3 MPH	26°
22.	Tucker Bradley (1)	11 – April 12	@ Iowa	Rowan Wick	4-seam FB	RCF	1	▲6	2	1-1	7-3	W, 10-6	392 FT	98.2 MPH	29°
23.	Nick Loftin (3)	11 – April 12	@ Iowa	Anthony Kay (L)	Slider	CF	0	▲8	0	2-1	8-6	W, 10-6	420 FT	104.3 MPH	28°
24.	Nick Loftin (4)	12 – April 13	@ Iowa	Nick Neidert	4-seam FB	LF	0	▲4	2	3-2	1-11	L, 14-1	370 FT	100.4 MPH	38°
25.	Nick Pratto (1)	15 – April 19	vs. Gwinnett	Beau Burrows	Slider	CF	0	▼2	0	1-2	1-1	L, 6-2	399 FT	100.2 MPH	26°
26.	Logan Porter (5)	15 – April 19	vs. Gwinnett	Beau Burrows	Slider	RF	0	▼4	1	1-2	2-3	L, 6-2	350 FT	94.9 MPH	50°
27.	CJ Alexander (4)	17 – April 21	vs. Gwinnett	Allan Winans	Changeup	LF	0	▼2	2	0-0	1-1	L, 7-3	395 FT	96.2 MPH	37°
28.	Nick Pratto (2)	18 – April 22	vs. Gwinnett	Dylan Dodd (L)	Changeup	RF	1	▼1	2	3-1	2-0	L, 5-2	350 FT	88.4 MPH	39°
29.	Nate Eaton (1)	22 – April 27	@ Nashville	Janson Junk	Sweeper	LF	0	▲2	2	2-2	1-0	W, 2-1	403 FT	103.0 MPH	32°
30.	Freddy Fermin (4)	24 – April 29	@ Nashville	Robert Stock	4-seam FB	RCF	2	▲1	1	3-1	4-0	L, 6-5 (10)	381 FT	104.3 MPH	23°
31.	Tyler Gentry (3)	25 – April 30	@ Nashville	Robert Gasser (L)	4-seam FB	LF	1	▲3	2	1-0	2-1	W, 10-6	391 FT	100.6 MPH	33°
32.	Logan Porter (6)	25 – April 30	@ Nashville	Robert Gasser (L)	Slider	LF	0	▲4	0	2-1	3-1	W, 10-6	389 FT	102.3 MPH	29°
33.	Freddy Fermin (5)	25 – April 30	@ Nashville	Robert Gasser (L)	Changeup	LF	0	▲5	1	2-0	5-1	W, 10-6	368 FT	94.8 MPH	35°
34.	Nick Loftin (5)	28 – May 4	vs. Louisville	Silvino Bracho	Slider	LF	0	▼7	0	0-0	8-11	L, 12-10	365 FT	101.1 MPH	19°
35.	Jakson Reetz (2)	29 – May 5	vs. Louisville	Brandon Williamson (L)	4-seam FB	LF	1	▼2	1	0-0	2-1	W, 6-2	346 FT	100.2 MPH	27°
36.	Nick Loftin (6)	29 – May 5	vs. Louisville	Brandon Williamson (L)	Slider	CF	0	▼6	0	0-0	3-1	W, 6-2	395 FT	105.6 MPH	24°

HOME RUN BREAKDOWN

[illegible]

INNING DISTRIBUTION

1st Inning	2nd Inning	3rd Inning	4th Inning	5th Inning	6th Inning	7th Inning	8th Inning	9th Inning	10th Inning	11th Inning
3	6	5	6	5	5	2	4	-	-	-

NOTABLE STORM CHASERS HOME RUNS

BACK-TO-BACK HOMERS (1)		2-HOMER GAMES (2)		3-HOMER GAMES (0)		GRAND SLAMS (2)	
PLAYERS	DATE/OPPONENT (INN.)	PLAYER (CAREER NO.)	DATE/OPPONENT	PLAYER (CAREER NO.)	DATE/OPPONENT	PLAYER (CAREER NO.)	DATE/OPPONENT (INN.)
Tyler Gentry & Logan Porter	4/5 vs. Toledo (6th)	Logan Porter (3rd)	4/5 vs. Toledo			Jakson Reetz (1st)	4/1 @ Indianapolis (5th)
		Freddy Fermin (4th)	4/8 vs. Toledo			Freddy Fermin (3rd)	4/8 vs. Toledo (3rd)

LEADOFF HOMERS (0)		INSIDE-THE PARK HOMERS (0)		PINCH-HIT HOMERS (0)		WALK-OFF HOMERS (0)	
PLAYER (CAREER NO.)	DATE/OPPONENT	PLAYER (CAREER NO.)	DATE/OPPONENT (INN.)	PLAYER (CAREER NO.)	DATE/OPPONENT (INN.)	PLAYER	DATE/OPPONENT

HOME RUN SITUATION	# OF	DATE OF LAST	BATTER ('23 HR #)	PITCHER	COUNT	RUNNERS ON	OUTS	INNING	SCORE @ HR	FINAL
GO-AHEAD HOME RUN	9	May 5 vs. Louisville	Jakson Reetz (2)	Brandon Williamson	0-0	1	1	▼ 2	2-1	W, 6-2
GAME-TYING HOME RUN	3	April 21 vs. Gwinnett	CJ Alexander (4)	Allan Winans	0-0	0	2	▼ 2	1-1	L, 7-3

NOTABLE OPPOSING HOME RUNS

BACK-TO-BACK HOMERS (1)		2-HOMER GAMES (0)		3-HOMER GAMES (1)		GRAND SLAMS (1)	
PLAYERS	DATE/OPPONENT (INN.)	PLAYER (CAREER NO.)	DATE/OPPONENT	PLAYER (CAREER NO.)	DATE/OPPONENT	PLAYER	DATE/OPPONENT (INN.)
Encarnacion-Strand & Benson	5/4 vs Louisville (1st)			Christian Encarnacion-Strand (1)	5/4 vs. Louisville	Andy Ibáñez	April 6 vs. Toledo (3rd)

LEADOFF HOMERS (4)		INSIDE-THE PARK HOMERS (0)		PINCH-HIT HOMERS (0)		WALK-OFF HOMERS (0)	
PLAYER	DATE/OPPONENT	PLAYER	DATE/OPPONENT (INN.)	PLAYER	DATE/OPPONENT (INN.)	PLAYER	DATE/OPPONENT
Christopher Morel	4/14 @ Iowa						
Forrest Wall	4/19 vs. Gwinnett						
Michael Siani	5/3 vs. Louisville						
Michael Siani	5/5 vs. Louisville						

AFTER-INNING RECORDS

LEADING TRAILING TIED

AFTER 1 INNINGS	1 - 4	4 - 7	6 - 7
AFTER 2 INNINGS	4 - 5	5 - 6	2 - 7
AFTER 3 INNINGS	7 - 5	2 - 9	2 - 4
AFTER 4 INNINGS	8 - 2	2 - 13	1 - 3
AFTER 5 INNINGS	8 - 2	3 - 14	0 - 2
AFTER 6 INNINGS	8 - 3	3 - 15	0 - 0
AFTER 7 INNINGS	7 - 3	3 - 14	1 - 1
AFTER 8 INNINGS	9 - 0	2 - 16	0 - 2

STORM CHASERS BIG INNINGS

DATE INNING RUNS

1.	April 2 @ Indianapolis	8th	7
2.	April 8 vs. Toledo	3rd	6
3.			
4.			
5.			
6.			
7.			
8.			

SCORE BY INNINGS

	1	2	3	4	5	6	7	8	9	10	11+	TOTAL
Omaha	18	13	17	14	22	19	14	21	18	0	0	156
Opponents	30	22	20	12	17	33	14	27	10	1	0	186
Difference	-12	-9	-3	2	5	-14	0	-6	8	-1	0	-30
SCORE BY INNINGS V. LOUISVILLE	1	2	3	4	5	6	7	8	9	10	11+	TOTAL
Omaha	5	3	0	1	0	3	7	0	5	0	0	24
Louisville	6	3	5	1	3	10	1	1	1	0	0	31
vs. Louisville Difference	-1	0	-5	0	-3	-7	6	-1	4	0	0	-7

MULTI-RUN INNINGS

	2	3	4	5	6	7	8	9	10+	TOTAL
Storm Chasers	15	10	7	1	1	1	-	-	-	35
Opponents	20	16	4	3	3	-	-	-	-	46

RECORD BY RUNS SCORED/ALLOWED

RUNS	0	1	2	3	4	5	6	7	8	9	10	11	12	13+
SCORED	0 - 1	0 - 2	1 - 4	0 - 4	0 - 2	1 - 2	1 - 2	0 - 0	2 - 0	1 - 0	2 - 1	1 - 0	1 - 0	1 - 0
ALLOWED	0 - 0	1 - 0	1 - 0	2 - 0	1 - 2	0 - 2	3 - 2	0 - 3	2 - 3	0 - 3	0 - 1	0 - 0	0 - 1	0 - 1

RECORD BY MARGIN OF VICTORY/DEFEAT

1 Run	2 Runs	3 Runs	4 Runs	5 Runs	6 Runs	7 Runs	8 Runs	9 Runs	10+ Runs
1 - 3	2 - 1	1 - 5	3 - 2	3 - 2	0 - 3	0 - 1	0 - 0	0 - 0	1 - 1

2023 STORM CHASERS MONTH BY MONTH

HITTING

MONTH	AVG	G	AB	R	H	TB	2B	3B	HR	RBI	BB	IBB	SO	SB	CS	OBP	SLG	OPS	SAC	SF	HBP	GIDP	LOB
MARCH	.300	1	40	8	12	16	2	1	0	8	9	0	12	5	0	.429	.400	.829	0	0	0	0	14
APRIL	.250	24	799	124	200	352	49	2	33	118	99	0	204	38	8	.337	.441	.778	1	11	11	24	156
MAY	.234	4	137	24	32	51	8	1	3	22	16	0	32	9	1	.321	.372	.693	0	1	2	4	27
JUNE																							
JULY																							
AUGUST																							
SEPTEMBER																							
TOTAL	.250	29	976	156	244	419	59	4	36	148	124	0	248	52	9	.339	.429	.768	1	12	13	28	197

PITCHING

MONTH	W	L	ERA	G	GS	CG	SHO	GF	HLD	SV	SVO	IP	H	R	ER	HR	HB	BB	SO	WP	BK	WHIP	AVG
MARCH	1	0	6.00	1	1	0	0	1	0	1	1	9.0	11	6	6	1	1	2	7	0	1	1.44	.297
APRIL	9	15	5.65	24	24	0	0	24	11	3	7	212.0	238	149	133	30	17	104	198	16	2	1.61	.284
MAY	1	3	7.00	4	4	0	0	4	1	1	1	36.0	45	31	28	11	1	16	34	3	0	1.69	.310
JUNE																							
JULY																							
AUGUST																							
SEPTEMBER																							
TOTAL	11	18	5.85	29	29	0	0	29	12	5	9	257.0	294	186	167	42	19	122	239	19	3	1.62	.288

2023 WALK-OFF TRACKER (0 FOR, 2 AGAINST)

GAME #	DATE	OPPONENT	FINAL (INN.)	PLAYER	WINNING RUN	PITCHER	HOW	OUTS	COUNT
23	April 28	@ Nashville	L, 4-3 (9)	Brian Navarreto	Skye Bolt	Josh Dye	Throwing error by 3B Maikel Garcia	2	1-0
24	April 29	@ Nashville	L, 6-5 (10)	Keston Hiura	Eddy Alvarez	Evan Sisk	Infield single to SS Angelo Castellano	1	2-1

Bold Indicates Omaha Walk-Off Win

2023 STORM CHASERS EJECTIONS (3)

DATE	INNING	WHO (POSITION) / # IN 2023	WHY	UMPIRE (POSITION)
April 21 vs. Gwinnett	▼ 6	Mike Jirschele (Manager) / 1st	Balls/Strikes	Takahito Matsuda (Home Plate)
April 21 vs. Gwinnett	▲ 7	Dane Johnson (Pitching Coach) / 1st	Balk	Takahito Matsuda (Home Plate)
April 21 vs. Gwinnett	▼ 8	CJ Alexander (Designated Hitter) / 1st	Balls/Strikes	Takahito Matsuda (Home Plate)

PITCHING

vs. Left-Handed Starter	4-6
vs. Right-Handed Starter	7-12
WITH Left-Handed Starter	5-5
WITH Right-Handed Starter	6-13

0-4 strikeouts	0-1
5-9 strikeouts	7-12
10+ strikeouts	4-5

0 runs of support	0-6
1-4 runs of support	8-10
5-9 runs of support	3-2
10+ runs of support	

SCORING

1-Run Games	1-3
2-Run Games	2-1
3-4-Run Games	4-7
5+ Run Games	4-7

Extra Innings	0-1
Shutouts	0-1
Doubleheaders	

Scoring 0-2 Runs	1-7
3-5 Runs	1-8
6-9 Runs	4-2
10+ Runs	5-1

Opponent 0-2 Runs	3-0
3-5 Runs	3-4
6-9 Runs	5-11
10+ Runs	0-3

Scored in 1st Inning	3-6
Opponent scored in 1st	7-10
Scores first	4-6
Opponent scores first	7-12

HITTING

Omaha 0-5 hits	1-5
6-9 hits	1-10
10+ hits	9-3

Opponent 0-5 hits	1-0
6-9 hits	6-3
10+ hits	4-15

Hit 0 home runs	3-7
1 home run	2-7
2 home runs	2-3
3+ home runs	4-1

Opponent hit 0 home runs	4-3
1 home run	5-6
2 home runs	2-4
3+ home runs	0-5

Out-hit opponent	8-2
Out-hit by opponent	2-16
Hits are tied	1-0

Leave 0-5 runners on base	3-9
6-9 on base	5-8
10+ on base	3-1

Opponent leaves 0-5 runners on base	2-4
6-9 on base	5-9
10+ on base	4-5

Steals 0 bases	2-9
1 base	1-2
2 bases	2-4
3+ bases	6-3

Opponent steals 0 bases	3-7
1 base	5-8
2 bases	2-1
3+ bases	1-2

FIELDING

Made 0 errors	7-6
1 error	1-8
2 errors	1-3
3+ errors	2-1

Opponent made 0 errors	4-9
1 error	2-6
2 errors	3-2
3+ errors	2-1

LONGEST WIN STREAK	
LONGEST LOSING STREAK	
LONGEST HOME WINNING STREAK	
LONGEST HOME LOSING STREAK	
LONGEST ROAD WINNING STREAK	
LONGEST ROAD LOSING STREAK	
LARGEST MARGIN OF VICTORY	
LARGEST MARGIN OF DEFEAT	
LONGEST GAME, INNINGS	
LONGEST GAME, TIME	
LONGEST 9-INNING GAME, TIME	
SHORTEST 9-INNING GAME, TIME	
SHORTEST GAME, TIME	
LARGEST COMEBACK WIN	
LARGEST MARGIN OF LEAD SURRENDERED (LOSS)	
MOST ERRORS, TEAM	
MOST ERRORS, PLAYER	
LARGEST CROWD, HOME	
LARGEST CROWD, ROAD	
WARMEST FIRST PITCH	
COLDEST FIRST PITCH	

MOST RUNS SCORED, GAME	
MOST RUNS SCORED, INNING	
MOST CONSECUTIVE INNINGS SCORED	
FEWEST HITS, GAME	
MOST HITS, GAME	
MOST DOUBLES, GAME	
MOST TRIPLES, GAME	
MOST HOME RUNS, GAME	
MOST EXTRA-BASE HITS, GAME	
MOST RBI, GAME	
MOST RUNNERS LOB, GAME	
MOST TOTAL BASES, GAME	
MOST WALKS, GAME	
MOST STRIKEOUTS, GAME	
FEWEST STRIKEOUTS, GAME	
MOST STOLEN BASES, GAME	
MOST HIT BY PITCHES	

MOST RUNS, GAME	
MOST HITS, GAME	
MOST DOUBLES, GAME	
MOST TRIPLES, GAME	
MOST HOME RUNS, GAME	
MOST RBI, GAME	
MOST WALKS, GAME	
MOST STRIKEOUTS, GAME	
MOST STOLEN BASES, GAME	
MOST HIT BY PITCHES, GAME	

MOST RUNS ALLOWED, GAME	
MOST RUNS ALLOWED, INNING	
FEWEST HITS ALLOWED, GAME	
MOST HITS ALLOWED, GAME	
FEWEST STRIKEOUTS, GAME	
MOST STRIKEOUTS, GAME	
FEWEST WALKS ALLOWED, GAME	
MOST WALKS ALLOWED, GAME	
MOST HOME RUNS ALLOWED, GAME	

MOST RUNS ALLOWED, GAME	
MOST EARNED RUNS ALLOWED, GAME	
FEWEST HITS ALLOWED, GAME (STARTER)	
MOST HITS ALLOWED, GAME	
MOST HOME RUNS ALLOWED, GAME	
MOST STRIKEOUTS	
MOST CONSECUTIVE STRIKEOUTS	
MOST WALKS ALLOWED, GAME	
MOST HIT BATTERS, GAME	
MOST INNINGS PITCHED, STARTER	
MOST PITCHES THROWN, STARTER	
MOST INNINGS PITCHED, RELIEVER	
MOST PITCHES THROWN, RELIEVER	

^ Indicates All-Time Storm Chasers Record Tied

* Indicates All-Time Storm Chasers Record Set

TEAM HIGHS

3 Games	March 31 - April 2
5 Games	April 18 - April 22
3 Games	April 4 - April 6
5 Games	April 18 - April 22
2 Games (2x)	Last: April 28 - April 29
11 Runs	4/1 @ Indianapolis (12-1 Win)
13 Runs	4/13 @ Iowa (14-1 Loss)
10 Innings	4/29 @ Nashville (6-5 Loss, 10 Innings)
3:16	4/14 @ Iowa (11-8 Win)
3:16	4/14 @ Iowa (11-8 Win)
2:14 (2x)	Last: 5/5 vs. Louisville (6-2 Win)
2:14 (2x)	Last: 5/5 vs. Louisville (6-2 Win)
5 Runs, After 1st	3/31 @ Indianapolis (8-6 Win)
4 Runs, Middle 2nd	4/29 @ Nashville (6-5 Loss, 10 Innings)
3 (3x)	Last: 4/23 vs. Gwinnett (5-3 Win)
2, Maikel Garcia	4/23 vs. Gwinnett (5-3 Win)
6,641	4/19 vs. Gwinnett (6-2 Loss)
9,833	4/29 @ Nashville (6-5 Loss, 10 Innings)
81 Degrees	4/13 @ Iowa (14-1 Loss)
35 Degrees	4/5 vs. Toledo (7-6 Loss)

OFFENSIVE HIGHS

13	4/8 vs. Toledo (13-8 Win)
7, 8th Inning	4/2 @ Indianapolis (8-3 Win)
5, 1st-5th Innings	4/7 vs. Toledo (9-4 Win)
3	4/20 vs. Gwinnett (9-3 Loss)
16	4/1 @ Indianapolis (12-1 Win)
5	4/12 @ Iowa (10-6 Win)
1 (4x)	Last: 5/2 vs. Louisville (10-4 Loss)
4 (2x)	Last: 4/12 @ Iowa (10-6 Win)
9	4/12 @ Iowa (10-6 Win)
13	4/8 vs. Toledo (13-8 Win)
14	3/31 @ Indianapolis (8-6 Win)
29	4/12 @ Iowa (10-6 Win)
11	4/20 vs. Gwinnett (9-3 Loss)
12 (4x)	Last: 4/25 @ Nashville (8-3 Loss)
4	4/13 @ Iowa (14-1 Loss)
6 (2x)	Last: 5/4 vs. Louisville (12-10 Loss)
2 (2x)	Last: 4/14 @ Iowa (11-8 Win)

INDIVIDUAL OFFENSIVE HIGHS

3 (6x)	Last: Samad Taylor, 5/4 vs. Louisville (12-10 Loss)
4, Freddy Fermin	4/11 @ Iowa (9-6 Loss)
2 (3x)	Last: Tyler Gentry, 5/3 vs. Louisville (7-4 Loss)
1 (4x)	Last: Tyler Gentry, 5/2 vs. Louisville (10-4 Loss)
2 (2x)	Last: Freddy Fermin, 4/8 vs. Toledo (13-8 Win)
6, Freddy Fermin	4/8 vs. Toledo (13-8 Win)
3 (4x)	Last: Freddy Fermin, 4/30 @ Nashville (10-6 Win)
3 (13x)	Last: Logan Porter, 4/28 @ Nashville (4-3 Loss)
4, Samad Taylor	5/4 vs. Louisville (12-10 Loss)
1 (13x)	Last: Tucker Bradley, 5/4 vs. Louisville (12-10 Loss)

PITCHING HIGHS

14	4/13 @ Iowa (14-1 Loss)
6 (2x)	Last: 2nd Inning, 4/13 @ Iowa (14-1 Loss)
5	4/1 @ Indianapolis (12-1 Win)
15	4/13 @ Iowa (14-1 Loss)
3	4/18 vs. Gwinnett (4-1 Loss)
14	4/14 @ Iowa (11-8 Win)
1	4/19 vs. Gwinnett (6-2 Loss)
8	4/6 vs. Toledo (8-5 Loss)
6	5/4 vs. Louisville (12-10 Loss)

INDIVIDUAL PITCHING HIGHS

11, Jonathan Heasley	4/13 @ Iowa (14-1 Loss)
11, Jonathan Heasley	4/13 @ Iowa (14-1 Loss)
1 (3x)	Last: Drew Parrish (6.0 IP), 4/28 @ Nashville (4-3 Loss)
10, Drew Parrish	5/4 vs. Louisville (12-10 Loss)
5, Drew Parrish	5/4 vs. Louisville (12-10 Loss)
7, Jonathan Heasley	4/19 vs. Gwinnett (6-2 Loss)
3 (5x)	Last: Austin Cox, 4/21 vs. Gwinnett (7-3 Loss)
4 (4x)	Last: Drew Parrish, 4/22 vs. Gwinnett (5-2 Loss)
2, Andrés Núñez	4/22 vs. Gwinnett (5-2 Loss)
7.0, Jonathan Heasley	4/19 vs. Gwinnett (6-2 Loss)
104, Jonathan Heasley	4/25 @ Nashville (8-3 Loss)
3.2, Marcelo Martinez	4/29 @ Nashville (6-5 Loss, 10 Innings)
65, Austin Cox	4/6 vs. Toledo (8-5 Loss)

STATCAST LEADERS

LONGEST MEASURED HOMER DISTANCE (TOP 5)			HIGHEST BATTED BALL EXIT VELOCITY (TOP 5)			HIGHEST PITCH VELOCITY (TOP 5)			HIGHEST PITCH SPIN RATE (TOP 5)		
Player	Distance (Pitcher)	Date	Player	Exit Velo (Batted Ball Type)	Date	Player	Pitch Velo (Pitch Result)	Date	Player	Spin Rate (Pitch Type)	Date
Freddy Fermin	428 (2-Run off Ashton Goudeau)	4/8 vs. TOL	CJ Alexander	115.3 (Double vs. Reese Olson)	4/7 vs. TOL	Jackson Kowar	99.3 (Justin Dean, Ball)	4/18 vs. GWN	Josh Dye	3,329 (81.2mph Changeup vs. Joe Hudson)	4/21 vs. GWN
Nick Loftin	420 (Solo off Anthony Kay)	4/12 @ IOW	Brewer Hicklen	110.4 (Double vs. Robert Gasser)	4/30 @ NAS	Josh Staumont	99.1 (Jermaine Palacios, Strikeout)	4/9 vs. TOL	Mike Mayers	3,238 (82.1mph Slider vs. Volmer Sánchez)	4/23 vs. GWN
Logan Porter	417 (Solo off Caleb Smith)	4/1 @ IND	Dairon Blanco	109.6 (Double Play vs. Kervin Castro)	4/7 vs. TOL	Jackson Kowar	99.0 (Justin Dean, Walk)	4/18 vs. GWN	Jonathan Heasley	3,090 (93.8mph 45-Fastball vs. Abraham Toro)	4/30 @ NAS
Tyler Gentry	417 (3-Run off Tyler Holton)	4/5 vs. TOL	Franmil Reyes	108.6 (Double vs. Alan Busenitz)	5/4 vs. LOU	Josh Staumont	98.9 (Jermaine Palacios, Foul Ball)	4/9 vs. TOL	Josh Staumont	3,058 (81.0mph Curveball vs. Miguel Andujar)	3/31 @ IND
Dairon Blanco	411 (Solo off Mike Burrows)	4/2 @ IND	CJ Alexander	108.5 (Groundout vs. Ryan Nutof)	5/3 vs. LOU	Josh Staumont	98.8 (Michael Papierski, Ball)	4/9 vs. TOL	Drew Parrish	3,000 (89.9mph Sinkers vs. Michael Siani)	5/4 vs. LOU

															STORM CHASERS				OPPONENT			
GM #	MARCH	OPPONENT	SCORE	RECORD	STANDINGS	WIN	LOSS	SAVE	TEMP.	1ST PITCH	TIME	ATT.	HOME ATT.	R	H	E	LO	R	H	E	LO	
1	3/31	@ Indianapolis	W, 8-6	1-0	1st +0.5	C. Snider (1-0)	Y. De Los Santos (0-1)	J. Staumont (1)	66°	7:05 PM	2:54	8,095		8	12	0	14	6	11	2	7	
															STORM CHASERS				OPPONENT			
GM #	APRIL	OPPONENT	SCORE	RECORD	STANDINGS	WIN	LOSS	SAVE	TEMP.	1ST PITCH	TIME	ATT.	HOME ATT.	R	H	E	LO	R	H	E	LO	
2	4/1	@ Indianapolis	W, 12-1	2-0	1st +1.0	D. Parrish (1-0)	C. Smith (0-1)	-	42°	1:37 PM	2:26	4,012		12	16	0	11	1	5	2	3	
3	4/2	@ Indianapolis	W, 8-3	3-0	1st +1.0	J. Kowar (1-0)	D. Zamora (0-1)	-	49°	1:36 PM	2:53	4,240		8	12	0	9	3	11	2	10	
4	4/4	TOLEDO	L, 9-2	3-1	2nd -0.5	B. White (1-0)	M. Castillo (0-1)	-	55°	6:42 PM	2:27	3,200	3,200	2	6	0	6	9	12	0	5	
5	4/5	TOLEDO	L, 7-6	3-2	2nd -1.0	T. Holton (1-0)	R. Weiss (0-1)	M. Díaz (2)	35°	12:07 PM	2:40	1,405	4,605	6	8	2	6	7	12	1	9	
6	4/6	TOLEDO	L, 8-5	3-3	3rd -2.0	J. Fry (1-0)	J. Kowar (1-1)	M. Del Pozo (1)	45°	12:06 PM	2:48	1,607	6,212	5	7	1	4	8	10	2	9	
7	4/7	TOLEDO	W, 9-4	4-3	2nd -1.0	J. Heasley (1-0)	R. Olson (0-2)	-	70°	6:35 PM	2:35	1,968	8,180	9	12	0	6	4	9	0	11	
8	4/8	TOLEDO	W, 13-8	5-3	2nd -0.5	M. Martinez (1-0)	M. Lorenzen (0-1)	-	71°	2:05 PM	2:49	2,070	10,250	13	12	3	4	8	13	0	12	
9	4/9	TOLEDO	L, 8-2	5-4	2nd -1.5	T. Holton (2-0)	M. Castillo (0-2)	-	73°	2:11 PM	2:57	2,119	12,369	2	6	3	12	8	13	0	11	
10	4/11	@ Iowa	L, 9-6	5-5	5th -2.5	R. Elias (1-0)	M. Meyers (0-1)	M. Rodriguez (1)	79°	6:38 PM	2:34	3,557		6	10	0	6	9	7	1	6	
11	4/12	@ Iowa	W, 10-6	6-5	5th -1.5	J. Kowar (2-0)	R. Thompson (0-1)	-	77°	12:09 PM	2:26	4,085		10	12	0	5	6	8	0	4	
12	4/13	@ Iowa	L, 14-1	6-6	6th -2.5	N. Neidert (1-1)	J. Heasley (1-1)	-	81°	6:38 PM	2:18	3,647		1	6	1	4	14	15	0	8	
13	4/14	@ Iowa	W, 11-8	7-6	6th -2.0	C. Snider (2-0)	M. Rodriguez (1-1)	N. Wittgren (1)	79°	7:09 PM	3:16	6,257		11	11	2	10	8	11	3	10	
	4/15	@ Iowa	PPD/Rain (To be made up April 16)																			
14	4/16-17	@ Iowa	Cancelled/Snow																			
15	4/16-17	@ Iowa	Cancelled/Snow																			
14	4/18	GWINNETT	L, 4-1	7-7	5th -3.0	T. Tice (2-0)	J. Kowar (2-2)	Y. Ríos (1)	70°	6:39 PM	2:24	1,703	14,072	1	7	1	8	4	6	0	8	
15	4/19	GWINNETT	L, 6-2	7-8	5th -4.0	B. Burrows (1-0)	J. Heasley (1-2)	-	70°	12:05 PM	2:15	6,641	20,713	2	6	0	5	6	10	0	3	
16	4/20	GWINNETT	L, 9-3	7-9	6th -4.5	B. Moran (1-0)	M. Castillo (0-3)	-	56°	6:37 PM	2:47	2,026	22,739	3	3	1	10	9	10	1	5	
17	4/21	GWINNETT	L, 7-3	7-10	7th -6.0	A. Winans (1-2)	E. Sisk (0-1)	-	44°	6:36 PM	3:01	2,041	24,780	3	9	2	9	7	11	0	8	
18	4/22	GWINNETT	L, 5-2	7-11	6th -7.0	D. Dodd (1-0)	A. Núñez (0-1)	Y. Ríos (2)	42°	2:06 PM	2:27	3,025	27,805	2	4	1	2	5	10	0	10	
19	4/23	GWINNETT	W, 5-3	8-11	6th -6.0	M. Mayers (1-1)	N. Kingham (0-3)	N. Wittgren (2)	49°	2:06 PM	2:23	2,046	29,851	5	12	3	6	3	8	0	9	
20	4/25	@ Nashville	L, 8-3	8-12	6th -7.0	R. Gasser (1-0)	J. Heasley (1-3)	-	67°	6:39 PM	2:14	4,127		3	5	1	3	8	11	0	6	
21	4/26	@ Nashville	L, 5-0	8-13	7th -8.0	C. Boushley (1-1)	M. Castillo (0-4)	-	68°	6:37 PM	2:27	5,455		0	4	0	5	5	11	1	8	
22	4/27	@ Nashville	W, 2-1	9-13	7th -7.0	A. Cox (1-0)	J. Junk (2-1)	N. Wittgren (3)	61°	7:19 PM	2:28 (-:44)	3,507		2	8	0	7	1	6	1	8	
23	4/28	@ Nashville	L, 4-3	9-14	7th -7.0	J. Bukauskas (1-0)	J. Dye (0-1)	-	69°	6:37 PM	2:26	6,707		3	5	1	3	4	7	1	4	
24	4/29	@ Nashville	L, 6-5 (10)	9-15	8th -8.0	L. Erceg (3-0)	E. Sisk (0-2)	-	70°	6:39 PM	2:58	9,833		5	8	0	6	6	13	1	15	
25	4/30	@ Nashville	W, 10-6	10-15	7th -7.0	A. Núñez (1-1)	J. Bukauskas (1-1)	-	61°	3:08 PM	3:00 (1:03)	9,469		10	11	1	9	6	9	3	9	
APRIL Hitting Results: 250/ 337/ 441 (200-for-799), 49 2B, 2 3B, 33 HR, 124 R, 99 BB, 38 SB // APRIL Pitching Results: 9-15, 5.65 ERA (133 ER in 212.0 IP), 3/7 SV, 238 H, 30 HR, 104 BB, 198 K, 1.61 WHIP, 284 AVG																						
															STORM CHASERS				OPPONENT			
GM #	MAY	OPPONENT	SCORE	RECORD	STANDINGS	WIN	LOSS	SAVE	TEMP.	1ST PITCH	TIME	ATT.	HOME ATT.	R	H	E	LO	R	H	E	LO	
26	5/2	LOUISVILLE	L, 10-4	10-16	8th -8.0	A. Abbott (1-0)	M. Castillo (0-5)	-	57°	12:06 PM	2:57	2,024	31,875	4	6	0	10	10	14	2	8	
27	5/3	LOUISVILLE	L, 7-4	10-17	10th -9.0	B. Lively (4-0)	M. Martinez (1-1)	-	60°	11:07 AM	2:20	3,364	35,239	4	10	1	5	7	11	0	7	
28	5/4	LOUISVILLE	L, 12-10	10-18	10th -9.0	R. Wynne (1-1)	D. Parrish (1-1)	-	77°	6:36 PM	2:45	3,333	38,572	10	11	1	9	12	13	4	4	
29	5/5	LOUISVILLE	W, 6-2	11-18	10th -8.0	M. Mayers (2-1)	B. Williamson (1-4)	J. Kowar (1)	63°	6:36 PM	2:14	5,735	44,307	6	5	0	3	2	7	1	7	
30	5/6	LOUISVILLE																				
31	5/7	LOUISVILLE																				
32	5/9	@ Scranton/WB																				
33	5/10	@ Scranton/WB																				
34	5/11	@ Scranton/WB																				
35	5/12	@ Scranton/WB																				
36	5/13	@ Scranton/WB																				
37	5/14	@ Scranton/WB																				
38	5/16	TOLEDO																				
39	5/17	TOLEDO																				
40	5/18	TOLEDO																				
41	5/19	TOLEDO																				
42	5/20	TOLEDO																				
43	5/21	TOLEDO																				
44	5/23	@ St. Paul																				
45	5/24	@ St. Paul																				
46	5/25	@ St. Paul																				
47	5/26	@ St. Paul																				
48	5/27	@ St. Paul																				
49	5/28	@ St. Paul																				
50	5/30	MEMPHIS																				
51	5/31	MEMPHIS																				
MAY Hitting Results: // MAY Pitching Results:																						
															STORM CHASERS				OPPONENT			
GM #	JUNE	OPPONENT	SCORE	RECORD	STANDINGS	WIN	LOSS	SAVE	TEMP.	1ST PITCH	TIME	ATT.	HOME ATT.	R	H	E	LO	R	H	E	LO	
52	6/1	MEMPHIS																				
53	6/2	MEMPHIS																				
54	6/3	MEMPHIS																				
55	6/4	MEMPHIS																				
56	6/6	@ Indianapolis																				
57	6/7	@ Indianapolis																				
58	6/8	@ Indianapolis																				
59	6/9	@ Indianapolis																				
60	6/10	@ Indianapolis																				
61	6/11	@ Indianapolis																				
62	6/13	COLUMBUS																				
63	6/14	COLUMBUS																				
64	6/15	COLUMBUS																				
65	6/16	COLUMBUS																				
66	6/17	COLUMBUS																				
67	6/18	COLUMBUS																				
68	6/20	@ Rochester																				
69	6/21	@ Rochester																				
70	6/22	@ Rochester																				
71	6/23	@ Rochester																				
72	6/24	@ Rochester																				
73	6/25	@ Rochester																				
1ST HALF Hitting Results: // 1ST HALF Pitching Results:																						

[illegible]

JUNE Hitting Results: TBD// JUNE Pitching Results: TBD

[illegible]**JULY Hitting Results: TBD // JULY Pitching Results: TBD**[illegible]

AUGUST Hitting Results: TBD // AUGUST Pitching Results: TBD

[illegible]

SEPTEMBER Hitting Results: TBD // SEPTEMBER Pitching Results: TBD
2ND HALF Hitting Results: TBD // 2ND HALF Pitching Results: TBD

LF

Tucker Bradley, 16 (6-10)
Dairon Blanco, 6 (3-3)
Brewer Hicklen, 3 (1-2)
Nick Pratto, 3 (1-2)
Tyler Gentry, 1 (0-1)

CF

Dairon Blanco, 14 (7-7)
Samad Taylor, 10 (2-8)
Nate Eaton, 4 (2-2)
Brewer Hicklen, 1 (0-1)

RF

Tyler Gentry, 23 (9-14)
CJ Alexander, 4 (1-3)
Dairon Blanco, 1 (1-0)
Nate Eaton, 1 (0-1)

SS

Maikel Garcia, 14 (8-6)
Angelo Castellano, 14 (2-12)
Clay Dungan, 1 (0-1)

2B

Samad Taylor, 18 (8-10)
Nick Loftin, 7 (1-6)
Angelo Castellano, 4 (2-2)

SP

Mike Mayers, 7 (3-4)
Jonathan Heasley, 6 (3-3)
Drew Parrish, 5 (2-3)
Max Castillo, 5 (0-5)
Austin Cox, 4 (3-1)
Jackson Kowar, 1 (0-1)
Marcelo Martinez, 1 (0-1)

3B

Nick Loftin, 16 (8-8)
Maikel Garcia, 10 (2-8)
Angelo Castellano, 2 (1-1)
Nate Eaton, 1 (0-1)

1B

Nick Pratto, 15 (6-9)
CJ Alexander, 8 (2-6)
Logan Porter, 6 (3-3)

DH

CJ Alexander, 8 (5-3)
Tyler Gentry, 4 (2-2)
Logan Porter, 4 (1-3)
Brewer Hicklen, 3 (1-2)
Jakson Reetz, 3 (1-2)
Franmil Reyes, 2 (1-1)
Freddy Fermin, 2 (0-2)
Nick Loftin, 2 (0-2)
Dairon Blanco, 1 (0-1)

C

Freddy Fermin, 12 (6-6)
Logan Porter, 10 (2-8)
Jakson Reetz, 7 (3-4)

1	2	3	4	5	6	7	8	9
Samad Taylor, 28 (10-18) Dairon Blanco, 1 (1-0)	Maikel Garcia, 24 (10-14) Nick Loftin, 2 (1-1) Nate Eaton, 2 (0-2) CJ Alexander, 1 (0-1)	Tyler Gentry, 24 (8-16) Nick Pratto, 4 (3-1) Nate Eaton, 1 (0-1)	Nick Pratto, 14 (5-9) Logan Porter, 6 (1-5) Tyler Gentry, 4 (3-1) Franmil Reyes, 2 (1-1) Freddy Fermin, 1 (1-0) CJ Alexander, 1 (0-1) Nick Loftin, 1 (0-1)	Nick Loftin, 21 (7-14) CJ Alexander, 3 (3-0) Logan Porter, 2 (1-1) Nate Eaton, 1 (0-1) Freddy Fermin, 1 (0-1) Nick Pratto, 1 (0-1)	CJ Alexander, 11 (4-7) Logan Porter, 9 (2-7) Jakson Reetz, 3 (0-3) Freddy Fermin, 2 (2-0) Brewer Hicklen, 2 (1-1) Nate Eaton, 1 (1-0) Nick Loftin, 1 (1-0)	Freddy Fermin, 10 (3-7) Dairon Blanco, 6 (2-4) Jakson Reetz, 5 (3-2) Brewer Hicklen, 3 (0-3) CJ Alexander, 2 (1-1) Logan Porter, 2 (1-1) Nate Eaton, 1 (1-0)	Dairon Blanco, 14 (7-7) Tucker Bradley, 7 (2-5) Brewer Hicklen, 2 (1-1) Jakson Reetz, 2 (1-1) CJ Alexander, 2 (0-2) Angelo Castellano, 2 (0-2)	Angelo Castellano, 18 (5-13) Tucker Bradley, 8 (3-5) Dairon Blanco, 2 (2-0) Clay Dungan, 1 (1-0)

PLAYER	GS	POSITION										BATTING ORDER								
		C	1B	2B	3B	SS	LF	CF	RF	OF	DH	1ST	2ND	3RD	4TH	5TH	6TH	7TH	8TH	9TH
Tyler Gentry	28					1			23	24	4			24	4					
Samad Taylor	28			18				10		10		28								
Nick Loftin	25			7	16						2		2		1	21	1			
Maikel Garcia	24				10	14							24							
Dairon Blanco	22					6	14	1		27	1	1					6	13	2	
CJ Alexander	20		8						4	4	8		1		1	3	11	2	2	
Angelo Castellano	20			4	2	14													2	18
Logan Porter	20	10	6								4				7	2	9	2		
Nick Pratto	18		15			3				3				4	13	1				
Tucker Bradley	16					16				16									8	8
Freddy Fermin	14	12									2				1	1	2	10		
Jakson Reetz	10	7									3						3	5	2	
Brewer Hicklen	7					3	1			4	3						2	3	2	
Nate Eaton	6				1			4	1	5			2	1		1	1	1		
Franmil Reyes	2										2				2					
Clay Dungan	1					1														1

OUTFIELD ASSISTS (8)

DAIRON BLANCO (3)	LF	1
	CF	2
TUCKER BRADLEY (1)	LF	1
NATE EATON (1)	CF	1
TYLER GENTRY (1)	RF	1
BREWER HICKLEN (1)	LF	1
SAMAD TAYLOR (1)	CF	1

OF LINEUP COMBOS

29 Games

28 Unique Lineup Combinations Used

MOST USED LINEUP (2x)

PLAYER	Pos.
1. Samad Taylor	2B
2. Maikel Garcia	SS
3. Nick Pratto	1B
4. Tyler Gentry	RF
5. Nick Loftin	3B
6. CJ Alexander	DH
7. Freddy Fermin	C
8. Dairon Blanco	CF
9. Tucker Bradley	LF

STORM CHASERS POSITION PRODUCTION

	AVG	AB	H	TB	2B	3B	HR	RBI	BB	SO	OBP	SLG	OPS	SAC	SF	HBP	GIDP
C	.298	104	31	60	8	0	7	19	12	30	.381	.577	.958	0	0	2	2
1B	.198	111	22	47	5	1	6	13	11	30	.270	.423	.693	0	3	1	3
2B	.246	114	28	41	5	1	2	16	12	23	.318	.360	.678	0	2	1	2
3B	.288	118	34	62	7	0	7	25	10	15	.341	.525	.866	0	1	0	7
SS	.238	105	25	38	7	0	2	21	15	30	.328	.362	.690	0	2	0	0
LF	.194	93	18	29	3	1	2	10	20	28	.353	.312	.665	0	0	3	4
CF	.308	107	33	46	7	0	2	8	14	25	.400	.430	.830	1	1	3	5
RF	.207	111	23	40	6	1	3	15	17	28	.316	.360	.676	0	3	2	3
DH	.266	109	29	54	10	0	5	19	13	37	.350	.495	.845	0	0	1	2

STORM CHASERS BATTING ORDER PRODUCTION

	AVG	AB	H	TB	2B	3B	HR	RBI	BB	SO	OBP	SLG	OPS	SAC	SF	HBP	GIDP
1st	.314	118	37	52	7	1	2	19	15	23	.387	.441	.828	0	3	1	2
2nd	.231	117	27	41	8	0	2	22	17	27	.326	.350	.676	0	1	0	3
3rd	.220	109	24	42	5	2	3	17	20	28	.348	.385	.733	0	3	3	3
4th	.211	114	24	47	5	0	6	14	13	33	.285	.412	.697	0	3	0	5
5th	.280	118	33	64	7	0	8	21	5	27	.317	.542	.859	0	1	2	7
6th	.279	111	31	64	9	0	8	16	9	31	.333	.577	.910	0	0	0	2
7th	.218	101	22	38	7	0	3	17	12	27	.313	.376	.689	1	0	2	2
8th	.247	89	22	32	7	0	1	4	21	27	.417	.360	.777	0	0	5	2
9th	.242	99	24	39	4	1	3	18	12	25	.321	.394	.715	0	1	0	2

[illegible]

DATE	OPPONENT	RESULT	1	2	3	4	5	6	7	8	9
3/31	@ Indianapolis	W, 8-6	Samad Taylor	Maikel Garcia	Nick Pratto	Tyler Gentry	CJ Alexander	Nick Loftin	Freddy Fermin	Dairon Blanco	Tucker Bradley
4/1	@ Indianapolis	W, 12-1	Samad Taylor	Maikel Garcia	Nick Pratto	Tyler Gentry	Nick Loftin	Logan Porter	Jakson Reetz	Dairon Blanco	Angelo Castellano
4/2	TOLEDO	L, 9-2	Samad Taylor	Maikel Garcia	Nick Pratto	Tyler Gentry	Nick Loftin	CJ Alexander	Freddy Fermin	Dairon Blanco	Tucker Bradley
4/4	TOLEDO	L, 7-6	Samad Taylor	Maikel Garcia	Tyler Gentry	Logan Porter	Nick Loftin	CJ Alexander	Jakson Reetz	Dairon Blanco	Angelo Castellano
4/6	TOLEDO	L, 8-5	Samad Taylor	Maikel Garcia	Tyler Gentry	Logan Porter	Nick Loftin	CJ Alexander	Freddy Fermin	Dairon Blanco	Tucker Bradley
4/7	TOLEDO	W, 9-4	Samad Taylor	Maikel Garcia	Tyler Gentry	Logan Porter	CJ Alexander	Freddy Fermin	Dairon Blanco	Tucker Bradley	Angelo Castellano
4/8	TOLEDO	W, 13-8	Samad Taylor	Maikel Garcia	Tyler Gentry	Nick Pratto	CJ Alexander	Freddy Fermin	Dairon Blanco	Tucker Bradley	Angelo Castellano
4/9	TOLEDO	L, 8-2	Samad Taylor	Maikel Garcia	Tyler Gentry	CJ Alexander	Nick Pratto	Logan Porter	Dairon Blanco	Jakson Reetz	Angelo Castellano
4/11	@ Iowa	L, 9-6	Samad Taylor	Maikel Garcia	Tyler Gentry	Nick Pratto	Nick Loftin	Logan Porter	Freddy Fermin	Dairon Blanco	Tucker Bradley
4/12	@ Iowa	W, 10-6	Samad Taylor	Maikel Garcia	Tyler Gentry	Nick Pratto	Nick Loftin	CJ Alexander	Logan Porter	Dairon Blanco	Tucker Bradley
4/13	@ Iowa	L, 14-1	Samad Taylor	Maikel Garcia	Tyler Gentry	Nick Pratto	Nick Loftin	CJ Alexander	Freddy Fermin	Angelo Castellano	Tucker Bradley
4/14	@ Iowa	W, 17-8	Samad Taylor	Maikel Garcia	Tyler Gentry	Logan Porter	Nick Loftin	CJ Alexander	Freddy Fermin	Dairon Blanco	Angelo Castellano
4/15	@ Iowa	Cancelled Snow									
4/16	@ Iowa	Cancelled Snow									
4/16-GT	@ Indiana	GWINNETT	Samad Taylor	Maikel Garcia	Tyler Gentry	Nick Pratto	Nick Loftin	Logan Porter	Freddy Fermin	CJ Alexander	Angelo Castellano
4/17	@ Indiana	L, 4-1	Samad Taylor	Nick Loftin	Tyler Gentry	Nick Pratto	Logan Porter	Jakson Reetz	Dairon Blanco	Angelo Castellano	Tucker Bradley
4/19	GWINNETT	L, 6-2	Samad Taylor	Maikel Garcia	Tyler Gentry	Nick Pratto	Nick Loftin	Logan Porter	Freddy Fermin	Dairon Blanco	Angelo Castellano
4/20	GWINNETT	L, 9-3	Samad Taylor	Maikel Garcia	Tyler Gentry	Nick Pratto	Nick Loftin	CJ Alexander	Jakson Reetz	Dairon Blanco	Angelo Castellano
4/21	GWINNETT	L, 7-3	Samad Taylor	Maikel Garcia	Tyler Gentry	Nick Pratto	Nick Loftin	CJ Alexander	Logan Porter	Dairon Blanco	Angelo Castellano
4/22	GWINNETT	L, 5-2	Samad Taylor	Maikel Garcia	Tyler Gentry	Nick Pratto	Nick Loftin	CJ Alexander	Jakson Reetz	Dairon Blanco	Angelo Castellano
4/23	GWINNETT	W, 5-3	Dairon Blanco	Maikel Garcia	Tyler Gentry	Nick Pratto	Nick Loftin	CJ Alexander	Jakson Reetz	Tucker Bradley	Angelo Castellano
4/25	@ Nashville	L, 8-3	Samad Taylor	Maikel Garcia	Tyler Gentry	Nick Pratto	Nick Loftin	Logan Porter	Dairon Blanco	Tucker Bradley	Angelo Castellano
4/26	@ Nashville	W, 5-0	Samad Taylor	Maikel Garcia	Tyler Gentry	Nick Pratto	Nick Loftin	Logan Porter	CJ Alexander	Brewer Hicklen	Angelo Castellano
4/27	@ Nashville	W, 2-1	Samad Taylor	Maikel Garcia	Tyler Gentry	Nick Pratto	Nick Loftin	Nate Eaton	CJ Alexander	Jakson Reetz	Dairon Blanco
4/28	@ Nashville	L, 4-3	Samad Taylor	Maikel Garcia	Tyler Gentry	Logan Porter	Nate Eaton	Brewer Hicklen	Dairon Blanco	CJ Alexander	Angelo Castellano
4/29	@ Nashville	L, 6-5 (10)	Samad Taylor	Maikel Garcia	Nate Eaton	Nick Loftin	Freddy Fermin	CJ Alexander	Jakson Reetz	Tucker Bradley	Angelo Castellano
4/30	@ Nashville	W, 10-6	Samad Taylor	Maikel Garcia	Tyler Gentry	Freddy Fermin	Nick Loftin	Logan Porter	Nate Eaton	Brewer Hicklen	Dairon Blanco
5/1	LOUISVILLE	L, 12-7	Samad Taylor	Nate Eaton	Tyler Gentry	Logan Porter	Nick Loftin	CJ Alexander	Jakson Reetz	Dairon Blanco	Angelo Castellano
5/3	LOUISVILLE	L, 7-4	Samad Taylor	Nate Eaton	Tyler Gentry	Logan Porter	Nick Loftin	CJ Alexander	Brewer Hicklen	Tucker Bradley	Angelo Castellano
5/4	LOUISVILLE	L, 12-10	Samad Taylor	CJ Alexander	Tyler Gentry	Franmil Reyes	Nick Loftin	Logan Porter	Brewer Hicklen	Tucker Bradley	Angelo Castellano
5/5	LOUISVILLE	W, 6-2	Samad Taylor	Nick Loftin	Tyler Gentry	Franmil Reyes	Logan Porter	Brewer Hicklen	Jakson Reetz	Dairon Blanco	Clay Dungan
5/7	LOUISVILLE										
5/9	@ Scranton/WB										
5/10	@ Scranton/WB										
5/11	@ Scranton/WB										
5/12	@ Scranton/WB										
5/13	@ Scranton/WB										
5/14	@ Scranton/WB										
5/16	TOLEDO										
5/17	TOLEDO										
5/18	TOLEDO										
5/19	TOLEDO										
5/20	TOLEDO										
5/21	TOLEDO										
5/23	@ St. Paul										
5/24	@ St. Paul										
5/25	@ St. Paul										
5/26	@ St. Paul										
5/27	@ St. Paul										
5/28	@ St. Paul										
5/30	MEMPHIS										
5/31	MEMPHIS										
6/1	MEMPHIS										
6/2	MEMPHIS										
6/3	MEMPHIS										
6/4	MEMPHIS										
6/6	@ Indianapolis										
6/7	@ Indianapolis										
6/8	@ Indianapolis										
6/9	@ Indianapolis										
6/10	@ Indianapolis										
6/11	@ Indianapolis										
6/13	COLUMBUS										
6/14	COLUMBUS										
6/15	COLUMBUS										
6/16	COLUMBUS										
6/17	COLUMBUS										
6/18	COLUMBUS										
6/20	@ Rochester										
6/21	@ Rochester										
6/22	@ Rochester										
6/23	@ Rochester										
6/24	@ Rochester										
6/25	@ Rochester										
6/28	IOWA										
6/29	IOWA										
6/30	IOWA										
7/1	IOWA										
7/2	IOWA										
7/3	IOWA										
7/4	@ Gwinnett										
7/5	@ Gwinnett										
7/6	@ Gwinnett										
7/7	@ Gwinnett										
7/8	@ Gwinnett										
7/9	@ Gwinnett										
7/14	INDIANAPOLIS										
7/15	INDIANAPOLIS										
7/16	INDIANAPOLIS										
7/18	ST. PAUL										
7/19	ST. PAUL										
7/20	ST. PAUL										
7/21	ST. PAUL										
7/22	ST. PAUL										
7/23	ST. PAUL										
7/25	@ Columbus										
7/26	@ Columbus										
7/27	@ Columbus										
7/28	@ Columbus										
7/29	@ Columbus										
7/30	@ Columbus										
8/1	@ Louisville										
8/2	@ Louisville										
8/3	@ Louisville										
8/4	@ Louisville										
8/5	@ Louisville										
8/6	@ Louisville										
8/8	IOWA										
8/9	IOWA										
8/10	IOWA										
8/11	IOWA										
8/12	IOWA										
8/13	IOWA										
8/15	@ Toledo										
8/16	@ Toledo										
8/17	@ Toledo										
8/18	@ Toledo										
8/19	@ Toledo										
8/20	@ Toledo										
8/22	ST. PAUL										
8/23	ST. PAUL										
8/24	ST. PAUL										
8/25	ST. PAUL										
8/26	ST. PAUL										
8/29	ST. PAUL										
8/29	LOUISVILLE										
8/30	LOUISVILLE										
8/31	LOUISVILLE										
9/1	LOUISVILLE										
9/2	LOUISVILLE										
9/3	LOUISVILLE										
9/5	@ Iowa										
9/6	@ Iowa										
9/7	@ Iowa										
9/8	@ Iowa										
9/9	@ Iowa										
9/10	@ Iowa										
9/12	INDIANAPOLIS										
9/13	INDIANAPOLIS										
9/14	INDIANAPOLIS										
9/15	INDIANAPOLIS										
9/16	INDIANAPOLIS										
9/17	INDIANAPOLIS										
9/19	@ Columbus										
9/20	@ Columbus										
9/21	@ Columbus										
9/22	@ Columbus										
9/23	@ Columbus										
9/24	@ Columbus										

DATE	OPPONENT	RESULT	IP	H	R	ER	BB	SO	2B	3B	HR	TB	AVG	WHIP	WP	BK	HB	GIDP	IBB	TBF	SV	SVO	ERA (SEASON)
3/31	@ Indianapolis	W, 8-6	9.0	11	6	6	2	7	4	0	1	18	(.297)	(1.44)	0	1	1	1	0	40	1	1	6.00
4/1	@ Indianapolis	W, 12-1	9.0	5	1	1	2	8	1	0	0	6	(.185)	(0.78)	0	0	2	5	0	31	0	0	3.50
4/2	@ Indianapolis	W, 8-3	9.0	11	3	3	5	10	1	1	1	17	(.314)	(1.78)	0	0	0	3	0	40	0	0	3.33
4/4	TOLEDO	L, 9-2	9.0	12	9	9	4	8	6	0	3	27	(.324)	(1.78)	0	0	0	1	0	41	0	0	4.75
4/5	TOLEDO	L, 7-6	9.0	12	7	6	5	10	3	0	1	18	(.316)	(1.89)	1	0	0	2	0	43	0	1	5.00
4/6	TOLEDO	L, 8-5	9.0	10	8	8	8	12	3	0	3	22	(.286)	(2.00)	0	0	0	1	0	44	0	0	5.50
4/7	TOLEDO	W, 9-4	9.0	9	4	4	5	8	0	2	1	16	(.250)	(1.56)	1	0	1	0	0	42	0	0	5.29
4/8	TOLEDO	W, 13-8	9.0	13	8	7	4	8	2	0	0	15	(.317)	(1.89)	0	1	2	1	0	47	0	0	5.50
4/9	TOLEDO	L, 8-2	9.0	13	8	6	4	10	2	0	3	24	(.317)	(1.89)	0	0	1	1	0	46	0	0	5.56
4/11	@ Iowa	L, 9-6	8.0	7	9	9	7	10	3	0	2	16	(.226)	(1.75)	0	0	1	0	0	39	0	0	5.97
4/12	@ Iowa	W, 10-6	9.0	8	6	6	2	10	2	1	2	18	(.235)	(1.11)	0	0	1	1	0	37	0	0	5.97
4/13	@ Iowa	L, 14-1	8.0	15	14	12	4	8	7	0	2	28	(.375)	(2.38)	0	0	2	0	0	46	0	0	6.54
4/14	@ Iowa	W, 11-8	9.0	11	8	7	4	14	2	0	2	19	(.297)	(1.67)	1	0	2	0	1	45	1	1	6.57
4/15	@ Iowa	PPD/Rain																					
4/16 G1	@ Iowa	Cancelled/Snow																					
4/16 G2	@ Iowa	Cancelled/Snow																					
4/18	GWINNETT	L, 4-1	9.0	6	4	4	6	3	0	1	0	8	(.207)	(1.33)	2	0	0	0	0	39	0	0	6.39
4/19	GWINNETT	L, 6-2	9.0	10	6	6	1	9	3	0	2	19	(.286)	(1.22)	0	0	0	1	0	36	0	0	6.36
4/20	GWINNETT	L, 9-3	9.0	10	9	6	5	7	1	1	1	16	(.286)	(1.67)	2	0	0	1	0	41	0	0	6.34
4/21	GWINNETT	L, 7-3	9.0	11	7	4	4	8	4	0	1	18	(.297)	(1.67)	4	1	0	2	0	42	0	0	6.20
4/22	GWINNETT	L, 5-2	9.0	10	5	4	5	5	1	0	1	14	(.294)	(1.67)	0	0	2	1	0	42	0	0	6.08
4/23	GWINNETT	W, 5-3	9.0	8	3	3	3	7	2	0	0	10	(.229)	(1.22)	2	0	0	1	0	39	1	1	5.91
4/25	@ Nashville	L, 8-3	8.0	11	8	8	3	5	2	1	2	21	(.333)	(1.75)	0	0	0	0	0	38	0	0	6.05
4/26	@ Nashville	L, 5-0	8.0	11	5	5	3	5	3	0	1	17	(.333)	(1.75)	0	0	0	0	0	37	0	0	6.03
4/27	@ Nashville	W, 2-1	9.0	6	1	1	5	10	1	0	0	7	(.200)	(1.22)	0	0	1	1	0	36	1	1	5.80
4/28	@ Nashville	L, 4-3	8.2	7	4	3	4	7	1	0	0	8	(.233)	(1.27)	0	0	0	3	0	34	0	1	5.68
4/29	@ Nashville	L, 6-5 (10)	9.1	13	6	5	6	7	2	0	1	18	(.325)	(2.04)	0	0	1	0	0	48	0	1	5.65
4/30	@ Nashville	W, 10-6	9.0	9	6	6	5	9	1	0	1	13	(.257)	(1.56)	3	0	1	0	0	42	0	1	5.66
5/2	LOUISVILLE	L, 10-4	9.0	14	10	10	5	8	1	0	1	18	(.368)	(2.11)	3	0	0	0	0	45	0	0	5.83
5/3	LOUISVILLE	L, 7-4	9.0	11	7	6	4	10	0	0	3	20	(.306)	(1.67)	0	0	1	1	0	41	0	0	5.84
5/4	LOUISVILLE	L, 12-10	9.0	13	12	10	4	8	1	1	6	34	(.333)	(1.89)	0	0	0	1	0	43	0	0	5.99
5/5	LOUISVILLE	W, 6-2	9.0	7	2	2	3	8	1	0	1	11	(.219)	(1.11)	0	0	0	0	0	36	1	1	5.85
5/6	LOUISVILLE																						
5/7	LOUISVILLE																						
5/9	@ Scranton/WB																						
5/10	@ Scranton/WB																						
5/11	@ Scranton/WB																						
5/12	@ Scranton/WB																						
5/13	@ Scranton/WB																						
5/14	@ Scranton/WB																						
5/16	TOLEDO																						
5/17	TOLEDO																						
5/18	TOLEDO																						
5/19	TOLEDO																						
5/20	TOLEDO																						
5/21	TOLEDO																						
5/23	@ St. Paul																						
5/24	@ St. Paul																						
5/25	@ St. Paul																						
5/26	@ St. Paul																						
5/27	@ St. Paul																						
5/28	@ St. Paul																						
5/30	MEMPHIS																						
5/31	MEMPHIS																						
6/1	MEMPHIS																						
6/2	MEMPHIS																						
6/3	MEMPHIS																						
6/4	MEMPHIS																						
6/6	@ Indianapolis																						
6/7	@ Indianapolis																						
6/8	@ Indianapolis																						
6/9	@ Indianapolis																						
6/10	@ Indianapolis																						
6/11	@ Indianapolis																						
6/13	COLUMBUS																						
6/14	COLUMBUS																						
6/15	COLUMBUS																						
6/16	COLUMBUS																						
6/17	COLUMBUS																						
6/18	COLUMBUS																						
6/20	@ Rochester																						
6/21	@ Rochester																						
6/22	@ Rochester																						
6/23	@ Rochester																						
6/24	@ Rochester																						
6/25	@ Rochester																						

DATE	OPPONENT	RESULT	AB	R	H	TB	2B	3B	HR	XBH	RBI	BB	IBB	SO	SB	CS	HBP	SAC	SF	GIDP	LOB	AVG (SEASON)
3/31	@ Indianapolis	W, 8-6	40	8	12	16	2	1	0	3	8	9	0	12	5	0	0	0	0	0	14	.300
4/1	@ Indianapolis	W, 12-1	42	12	16	24	2	0	2	4	12	6	0	10	3	0	0	0	2	0	11	.341
4/2	@ Indianapolis	W, 8-3	39	8	12	22	1	0	3	4	8	4	0	5	2	0	1	0	0	0	9	.331
4/4	TOLEDO	L, 9-2	29	2	6	12	1	1	1	3	2	6	0	7	2	0	0	0	0	4	6	.307
4/5	TOLEDO	L, 7-6	34	6	8	18	1	0	3	4	6	4	0	10	1	1	1	0	0	1	6	.293
4/6	TOLEDO	L, 8-5	32	5	7	15	0	1	2	3	3	3	0	12	2	1	0	0	1	1	4	.282
4/7	TOLEDO	W, 9-4	34	9	12	18	3	0	1	4	8	4	0	11	0	0	0	0	1	1	6	.292
4/8	TOLEDO	W, 13-8	36	13	12	26	2	0	4	6	13	5	0	9	0	0	0	0	0	0	4	.297
4/9	TOLEDO	L, 8-2	33	2	6	11	2	0	1	3	2	6	0	12	0	0	2	0	0	0	12	.285
4/11	@ Iowa	L, 9-6	38	6	10	20	4	0	2	6	6	1	0	6	0	0	0	0	0	0	6	.283
4/12	@ Iowa	W, 10-6	38	10	12	29	5	0	4	9	10	3	0	9	1	1	1	0	0	0	5	.286
4/13	@ Iowa	L, 14-1	31	1	6	12	3	0	1	4	1	1	0	4	0	0	0	0	0	1	4	.279
4/14	@ Iowa	W, 11-8	38	11	11	14	3	0	0	3	10	7	0	7	5	1	2	0	1	0	10	.280
4/15	@ Iowa	PPD/Rain																				
4/16 G1	@ Iowa	Cancelled/Snow																				
4/16 G2	@ Iowa	Cancelled/Snow																				
4/18	GWINNETT	L, 4-1	31	1	7	10	3	0	0	3	1	3	0	10	0	1	1	0	1	1	8	.277
4/19	GWINNETT	L, 6-2	31	2	6	14	2	0	2	4	2	3	0	7	2	0	0	0	0	1	5	.272
4/20	GWINNETT	L, 9-3	27	3	3	4	1	0	0	1	3	11	0	10	2	0	0	0	2	1	10	.264
4/21	GWINNETT	L, 7-3	35	3	9	13	1	0	1	2	3	4	0	8	1	0	0	0	0	1	9	.264
4/22	GWINNETT	L, 5-2	27	2	4	8	1	0	1	2	2	4	0	8	0	1	0	0	0	3	2	.259
4/23	GWINNETT	W, 5-3	31	5	12	15	3	0	0	3	5	4	0	7	6	1	0	0	0	0	6	.265
4/25	@ Nashville	L, 8-3	29	3	5	6	1	0	0	1	3	3	0	12	0	0	1	0	0	2	3	.261
4/26	@ Nashville	L, 5-0	30	0	4	5	1	0	0	1	0	2	0	7	3	0	0	0	0	2	5	.255
4/27	@ Nashville	W, 2-1	33	2	8	13	2	0	1	3	2	2	0	11	2	0	1	0	0	1	7	.255
4/28	@ Nashville	L, 4-3	30	3	5	5	0	0	0	0	2	3	0	9	3	1	0	0	0	1	3	.251
4/29	@ Nashville	L, 6-5 (10)	37	5	8	15	4	0	1	5	4	3	0	6	0	0	0	0	0	2	6	.250
4/30	@ Nashville	W, 10-6	34	10	11	23	3	0	3	6	10	7	0	7	3	0	1	1	3	1	9	.253
5/2	LOUISVILLE	L, 10-4	33	4	6	9	1	1	0	2	4	7	0	10	0	1	1	0	0	1	10	.250
5/3	LOUISVILLE	L, 7-4	34	4	10	13	3	0	0	3	4	2	0	6	0	0	0	0	0	3	5	.252
5/4	LOUISVILLE	L, 12-10	40	10	11	17	3	0	1	4	8	4	0	6	6	0	1	0	1	0	9	.253
5/5	LOUISVILLE	W, 6-2	30	6	5	12	1	0	2	3	6	3	0	10	3	0	0	0	0	0	3	.250
5/6	LOUISVILLE																					
5/7	LOUISVILLE																					
5/9	@ Scranton/WB																					
5/10	@ Scranton/WB																					
5/11	@ Scranton/WB																					
5/12	@ Scranton/WB																					
5/13	@ Scranton/WB																					
5/14	@ Scranton/WB																					
5/16	TOLEDO																					
5/17	TOLEDO																					
5/18	TOLEDO																					
5/19	TOLEDO																					
5/20	TOLEDO																					
5/21	TOLEDO																					
5/23	@ St. Paul																					
5/24	@ St. Paul																					
5/25	@ St. Paul																					
5/26	@ St. Paul																					
5/27	@ St. Paul																					
5/28	@ St. Paul																					
5/30	MEMPHIS																					
5/31	MEMPHIS																					
6/1	MEMPHIS																					

HITTING

SERIES	OPPONENT	DATES	AVG	G	AB	R	H	TB	2B	3B	HR	RBI	BB	IBB	SO	SB	CS	OBP	SLG	OPS	PA	SAC	SF	HBP	GIDP
SERIES 1	@ Indianapolis	3/31 - 4/2	.331	3	121	28	40	62	5	1	5	28	19	0	27	10	0	.420	.512	.932	143	0	2	1	0
SERIES 2	TOLEDO	4/4 - 4/9	.258	6	198	37	51	100	9	2	12	34	28	0	61	5	2	.355	.505	.860	231	0	2	3	7
SERIES 3	@ Iowa	4/11 - 4/16	.269	4	145	28	39	75	15	0	7	27	12	0	26	6	2	.335	.517	.852	161	0	1	3	1
SERIES 4	GWINNETT	4/18 - 4/23	.225	6	182	16	41	64	11	0	4	16	29	0	50	11	3	.330	.352	.682	215	0	3	1	7
SERIES 5	@ Nashville	4/25 - 4/30	.212	6	193	23	41	67	11	0	5	21	20	0	52	11	1	.292	.347	.639	220	1	3	3	9
SERIES 6	LOUISVILLE	5/2 - 5/7																							
SERIES 7	@ Scranton/WB	5/9 - 5/14																							
SERIES 8	TOLEDO	5/16 - 5/21																							
SERIES 9	@ St. Paul	5/23 - 5/28																							
SERIES 10	MEMPHIS	5/30 - 6/4																							
SERIES 11	@ Indianapolis	6/6 - 6/11																							
SERIES 12	COLUMBUS	6/13 - 6/18																							
SERIES 13	@ Rochester	6/20 - 6/25																							
SERIES 14	IOWA	6/28 - 7/3																							
SERIES 15	@ Gwinnett	7/4 - 7/9																							
SERIES 16	INDIANAPOLIS	7/14 - 7/16																							
SERIES 17	ST. PAUL	7/18 - 7/23																							
SERIES 18	@ Columbus	7/25 - 7/30																							
SERIES 19	@ Louisville	8/1 - 8/6																							
SERIES 20	IOWA	8/8 - 8/13																							
SERIES 21	@ Toledo	8/15 - 8/20																							
SERIES 22	ST. PAUL	8/22 - 8/27																							
SERIES 23	LOUISVILLE	8/29 - 9/3																							
SERIES 24	@ Iowa	9/5 - 9/10																							
Series 25	INDIANAPOLIS	9/12 - 9/17																							
Series 26	@ Columbus	9/19 - 9/24																							

PITCHING

SERIES	OPPONENT	DATES	W	L	ERA	G	GS	CG	SHO	GF	HLD	SV	SVO	IP	H	R	ER	HR	HB	BB	IBB	SO	AVG	WP	BK	GIDP
SERIES 1	@ Indianapolis	3/31 - 4/2	3	0	3.33	3	3	0	0	3	0	1	1	27.0	27	10	10	2	3	9	0	25	.273	0	1	9
SERIES 2	TOLEDO	4/4 - 4/9	2	4	6.67	6	6	0	0	6	0	0	1	54.0	69	44	40	11	4	30	0	56	.303	2	1	6
SERIES 3	@ Iowa	4/11 - 4/16	2	2	9.00	4	4	0	0	4	2	1	1	34.0	41	37	34	8	6	17	1	42	.289	1	0	1
SERIES 4	GWINNETT	4/18 - 4/23	1	5	4.50	6	6	0	0	6	3	1	1	54.0	55	34	27	5	2	24	0	39	.268	10	1	6
SERIES 5	@ Nashville	4/25 - 4/30	2	4	4.85	6	6	0	0	6	6	1	4	52.0	57	30	28	5	3	26	0	43	.284	3	0	4
SERIES 6	LOUISVILLE	5/2 - 5/7																								
SERIES 7	@ Scranton/WB	5/9 - 5/14																								
SERIES 8	TOLEDO	5/16 - 5/21																								
SERIES 9	@ St. Paul	5/23 - 5/28																								
SERIES 10	MEMPHIS	5/30 - 6/4																								
SERIES 11	@ Indianapolis	6/6 - 6/11																								
SERIES 12	COLUMBUS	6/13 - 6/18																								
SERIES 13	@ Rochester	6/20 - 6/25																								
SERIES 14	IOWA	6/28 - 7/3																								
SERIES 15	@ Gwinnett	7/4 - 7/9																								
SERIES 16	INDIANAPOLIS	7/14 - 7/16																								
SERIES 17	ST. PAUL	7/18 - 7/23																								
SERIES 18	@ Columbus	7/25 - 7/30																								
SERIES 19	@ Louisville	8/1 - 8/6																								
SERIES 20	IOWA	8/8 - 8/13																								
SERIES 21	@ Toledo	8/15 - 8/20																								
SERIES 22	ST. PAUL	8/22 - 8/27																								
SERIES 23	LOUISVILLE	8/29 - 9/3																								
SERIES 24	@ Iowa	9/5 - 9/10																								
Series 25	INDIANAPOLIS	9/12 - 9/17																								
Series 26	@ Columbus	9/19 - 9/24																								

SERIES WINS: 1 (On Road)

SERIES LOSSES: 3 (2 at Home, 1 on Road)

SERIES SPLITS: 1 (On Road)

THE LAST TIME OMAHA...

THREW A PERFECT GAME	
THREW A 9-INNING NO-HITTER	6/20/1988 vs. Columbus (Luis Aquino, 2-0 win)
THREW A 7-INNING NO-HITTER	7/13/1990 @ Iowa [G1] (Gene Walter, 3-0 win)
THREW A COMBINED NO-HITTER	4/17/1997 vs. Oklahoma City (Jim Converse and Allen McDill, 2-0 win)
THREW A COMBINED 1-HITTER (9 Innings)	8/26/2019 vs. Nashville (5-0 Win) Pitchers: Arnaldo Hernandez (8.0 IP), Gabe Speier (1.0 IP)
THREW A COMBINED 1-HITTER (7 Innings)	
THREW A COMBINED 2-HITTER (9 Innings)	6/12/2022 vs. Lehigh Valley (10-0 Win) Pitchers: Zack Greinke (5.0 IP), Andrés Núñez (1.0 IP), Marcelo Martínez (2.0 IP) & Brad Peacock (1.0 IP)
THREW A COMBINED 2-HITTER (7 Innings)	
GOT NO-HIT (9 INNINGS)	June 7, 2017 vs. Nashville (4-0 Loss) Pitchers: Chris Smith, Sean Doolittle, Tucker Healy and Simon Castro, 6/29/2008 vs. Oklahoma [G1] (Dustin Nippert, 2-0 loss)
GOT NO-HIT (LESS THAN 9 INNINGS)	8/15/2021 vs. Iowa (10-0 Loss)
GOT 1-HIT	8/17/2022 @ Louisville (4-3 Loss)
GOT 2-HIT	
THREW A COMBINED 9-INNING SHUTOUT	8/12/2022 @ Toledo (5-0 Win) Pitchers: Drew Parrish (6.0 IP), Collin Snider (2.0 IP), Sam Freeman (1.0 IP)
THREW SHUTOUTS IN 3 STRAIGHT GAMES	8/7/2018 vs. Salt Lake and 8/9 and 8/10/2018 @ Round Rock (5-0, 9-0, 2-0)
THREW BACK-TO-BACK SHUTOUTS	8/9 and 8/10/2018 @ Round Rock (9-0 Win & 2-0 Win)
GOT SHUT OUT IN BACK-TO-BACK GAMES	4/26/2023 @ Nashville (5-0 Loss)
GOT SHUT OUT IN 3 STRAIGHT GAMES	7/23 and 7/24/2022 vs. Iowa (10-0 Loss, 7-0 Loss)
GOT SHUT OUT (LESS THAN 9 INNINGS)	N/A (Since 2005)
WON 10 GAMES IN A ROW	5/28, 2022 @ Louisville [G2] (3-0 Loss)
WON 9 GAMES IN A ROW	June 5 to June 16, 2012
WON 8 GAMES IN A ROW	May 22 to June 1, 2021
WON 7 GAMES IN A ROW	May 23 to May 30, 2010
WON 6 GAMES IN A ROW	July 21 to July 26, 2015
LOST 10 GAMES IN A ROW	August 25 to August 31, 2021
LOST 8 GAMES IN A ROW	August 6 to August 16, 2006
LOST 7 GAMES IN A ROW	June 6 to June 14, 2016
LOST 6 GAMES IN A ROW	April 20 to April 28, 2019
STRUCK OUT 19+ OPPOSING HITTERS	5/6/2021 vs. St. Paul (19)
STRUCK OUT 17+ OPPOSING HITTERS	5/6/2021 vs. St. Paul (19)
STRUCK OUT 15+ OPPOSING HITTERS	9/22/2022 vs. Iowa (15)
STRUCK OUT 10+ OPPOSING HITTERS	5/3/2023 vs. Louisville (10)
SCORED 20+ RUNS IN ONE GAME	7/4/2022 vs. Toledo (20)
SCORED 15+ RUNS IN ONE GAME	7/4/2022 vs. Toledo (20)
SCORED 10+ RUNS IN ONE GAME	5/4/2023 vs. Louisville (10)
ALLOWED 20+ RUNS IN ONE GAME	9/11/2021 @ St. Paul (21)
ALLOWED 15+ RUNS IN ONE GAME	9/11/2022 vs. Indianapolis (19)
ALLOWED 10+ RUNS IN ONE GAME	5/4/2023 vs. Louisville (12)
HAD 27+ HITS IN ONE GAME	7/4/2022 vs. Toledo (27)
HAD 25+ HITS IN ONE GAME	7/4/2022 vs. Toledo (27)
HAD 20+ HITS IN ONE GAME	7/4/2022 vs. Toledo (27)
HAD 15+ HITS IN ONE GAME	4/1/2023 vs. Indianapolis (16)
HAD 10+ HITS IN ONE GAME	5/4/2023 vs. Louisville (11)
ALLOWED 22+ HITS IN ONE GAME	8/2/2019 @ Reno (23)
ALLOWED 20+ HITS IN ONE GAME	8/2/2019 @ Reno (23)
ALLOWED 15+ HITS IN ONE GAME	4/13/2023 @ Iowa (15)
ALLOWED 10+ HITS IN ONE GAME	5/4/2023 vs. Louisville (13)
WALKED 14+ TIMES IN ONE GAME	4/14/2022 vs. Louisville (14)
WALKED 10+ TIMES IN ONE GAME	4/20/2023 vs. Gwinnett (11)
WALKED 8+ TIMES IN ONE GAME	4/20/2023 vs. Gwinnett (11)
ALLOWED 13+ WALKS IN ONE GAME	5/8/2007 vs. Sacramento (13)
ALLOWED 10+ WALKS IN ONE GAME	9/21/2022 vs. Iowa (11)
ALLOWED 8+ WALKS IN ONE GAME	4/6/2023 vs. Toledo (8)
HIT 9+ HOME RUNS IN A GAME	7/3/2022 vs. Toledo (9)
HIT 7+ HOME RUNS IN A GAME	7/3/2022 vs. Toledo (9)
HIT 5+ HOME RUNS IN A GAME	7/3/2022 vs. Toledo (9)
HIT 3+ HOME RUNS IN A GAME	4/30/2023 @ Nashville (3)
ALLOWED 7+ HOME RUNS IN A GAME	9/5/2021 vs. Toledo (6)
ALLOWED 5+ HOME RUNS IN A GAME	5/4/2023 vs. Louisville (6)
ALLOWED 3+ HOME RUNS IN A GAME	5/4/2023 vs. Louisville (6)
HAD 2 PLAYERS HIT 2 HOME RUNS IN A GAME	Nate Eaton & Roman Quinn, 7/4/2022 vs. Toledo (20-6 win)
HIT BACK-TO-BACK HOME RUNS	4/5/2023 vs. Toledo, 6th inning (7-6 loss) Tyler Gentry (3-run) & Logan Porter (solo)
HIT 3 STRAIGHT HOME RUNS	5/21/2021 @ Iowa, 9th inning (9-8 loss) Anderson Miller (2-run), Sebastian Rivero (solo), Gabriel Cancel (solo)
SCORED 10+ RUNS IN AN INNING	12 Runs, 2nd Inning - 4/8/2019 @ Memphis (14-3 win)
SCORED 7+ RUNS IN AN INNING	7 Runs, 8th Inning - 4/2/2023 @ Indianapolis (8-3 win)
SCORED 5+ RUNS IN AN INNING	6 Runs, 3rd Inning - 4/8/2023 vs. Toledo (13-9 win)
SCORED 4+ RUNS IN AN EXTRA INNING	6 Runs, 11th Inning - 8/3/2021 @ Columbus (11-7 win)
ALLOWED 10+ RUNS IN AN INNING	10 Runs, 6th Inning - 7/16/2012 vs. Oklahoma City (16-6 loss)
ALLOWED 7+ RUNS IN AN INNING	8 Runs, 4th Inning - 9/11/2022 vs. Indianapolis (19-9 loss)
ALLOWED 5+ RUNS IN AN INNING	6 Runs, 6th Inning - 5/2/2023 vs. Louisville (10-4 loss)
ALLOWED 4+ RUNS IN AN EXTRA INNING	6 Runs, 12th Inning - 7/7/2017 vs. Colorado Springs (8-4 loss)
WON A GAME BY 15+ RUNS	14 Runs - 7/4/2023 vs. Toledo (20-6 win)
WON A GAME BY 10+ RUNS	11 Runs - 4/1/2023 vs. Indianapolis (12-1 win)
LOST A GAME BY 15+ RUNS	16 Runs - 9/11/2022 vs. Indianapolis, (19-3 loss)
LOST A GAME BY 10+ RUNS	13 Runs - 4/13/2023 @ Iowa (14-1 loss)
SCORED 12+ RUNS IN CONSECUTIVE GAMES	9/25/2021 and 9/26/2021 vs. Indianapolis (12-3 Win & 17-12 loss)
SCORED 9+ RUNS IN CONSECUTIVE GAMES	6/26/2022 vs. Columbus & 6/28/2022 @ St. Paul (17-4 Win, 11-2 win)
SCORED JUST ONE RUN WITHOUT AN RBI	5/4/2019 vs. Iowa (6-1 loss)
SCORED MULTIPLE RUNS WITHOUT AN RBI	4/30/2018 @ Iowa (10-3 loss)
SCORED MORE RUNS THAT RECORDED HITS	4/8/2023 vs. Toledo (13-8 win, 13 R on 12 H)
TURNED 6 DOUBLE PLAYS IN ONE GAME	8/25/08 vs. New Orleans
TURNED 5 DOUBLE PLAYS IN ONE GAME	4/1/2023 @ Indianapolis
TURNED 4 DOUBLE PLAYS IN ONE GAME	8/24/2022 vs. Scranton/Wilkes-Barre
TURNED 3+ DOUBLE PLAYS IN ONE GAME	4/28/2023 @ Nashville (3)
TURNED A TRIPLE PLAY	6/31/1992 @ Denver, 1st Inning (3-2 win) 5-4-3 (Fielders: Sean Berry to Stu Cole to Jeff Conine Batter: Jim Tatum)
HIT INTO A TRIPLE PLAY	4/17/2015 vs. New Orleans, Cheslor Cuthbert, 1st Inning (5-3 loss) 5-3-4-6-5-3 (Fielders: Derek Dietrich to Justin Bour to Scott Sizemore to Miguel Rojas to Dietrich to Bour)
COMMITTED 6 ERRORS	5/10/2012 @ Sacramento
COMMITTED 5 ERRORS	4/16/2006 @ Memphis
COMMITTED 4 ERRORS	6/29/2022 @ St. Paul
COMMITTED 3+ ERRORS	4/23/2023 vs. Gwinnett (3)
EVERY STORM CHASER IN THE STARTING LINEUP HAD A HIT	4/23/2023 vs. Gwinnett
EVERY STORM CHASER IN THE STARTING LINEUP SCORED A RUN	4/1/2023 vs. Indianapolis
EVERY STORM CHASER IN THE STARTING LINEUP HAD A HIT AND SCORED A RUN	
LINEUP BATTED AROUND TWICE IN ONE GAME	
WON ON THE LAST AT-BAT OF THE GAME (WALK-OFF WIN)	9/22/2022 vs. Iowa (5-4 Win, 13 innings)
LOST ON THE LAST AT-BAT OF THE GAME (WALK-OFF LOSS)	4/29/2023 @ Nashville (6-5 Loss, 10 innings)
PLAYED BACK-TO-BACK EXTRA-INNING GAMES	7/2 and 7/3/2019 @ Round Rock (7-6 Loss & 9-8 Loss, both 10 innings)
WON BOTH GAMES OF A DOUBLEHEADER	8/22/2022 vs. Scranton/Wilkes-Barre (9-4 Win & 12-10 Win)
PITCHED SHUTOUTS IN BOTH GAMES OF A DOUBLEHEADER	N/A (Since 2005)
LOST BOTH GAMES OF A DOUBLEHEADER	8/29/2018 vs. Colorado Springs (3-2 Loss & 7-0 Loss)
SHUT OUT IN BOTH GAMES OF A DOUBLEHEADER	6/2/2013 vs. Memphis (7-0 Loss, 5-0 Loss)
ALLOWED A 3-HOMER GAME	Christian Encarnacion-Strand, 5/4/2023 vs. Louisville
HAD A CYCLE HIT AGAINST THE CHASERS	Matt McClain, 5/4/2023 vs. Louisville

THE LAST TIME AN OMAHA HITTER...

HAD 6 HITS IN ONE GAME	Matt Diaz, 7/27/2005 @ Portland
HAD 5 HITS IN ONE GAME	Dairon Blanco, 9/15/2022 @ Columbus
HAD 4 HITS IN ONE GAME	Freddy Fermin, 4/11/2023 @ Iowa
HAD 3 HITS IN ONE GAME	Nick Loftin, 5/4/2023 vs. Louisville
HIT 3 HOME RUNS IN ONE GAME	Ryan McBroome, 6/13/2021 @ St. Paul
HIT 2 HOME RUNS IN ONE GAME	Freddy Fermin, 4/8/2023 vs. Toledo
HIT 2 TRIPLES IN ONE GAME	Angel Franco, 5/6/2016 @ Iowa
HIT 4 DOUBLES IN ONE GAME	Jordan Parraz, 5/18/2010 @ Las Vegas
HIT 3 DOUBLES IN ONE GAME	Dairon Blanco, 9/15/2022 @ Columbus
HIT 2 DOUBLES IN ONE GAME	Tyler Gentry, 5/3/2023 vs. Louisville
HIT 2 SACRIFICE FLIES IN ONE GAME	Samad Taylor, 4/30/2023 @ Nashville
HIT A GRAND SLAM	Brent Rooker, 9/26/2022 @ St. Paul
HIT AN INSIDE-THE-PARK HOME RUN	Bobby Witt Jr., 9/8/2021 @ St. Paul
LED OFF A HOME GAME WITH A HOME RUN	Drew Waters, 8/3/2022 vs. St. Paul
HIT A PINCH-HIT HOME RUN	Drew Waters, 8/16/2022 @ Louisville
HIT A WALK-OFF HOME RUN	Elier Hernández, 5/22/2019 vs. Iowa
HIT A WALK-OFF GRAND SLAM	Nate Eaton, 5/31/2022 vs. Indianapolis
HIT A WALK-OFF PINCH-HIT HOME RUN	Jimmy Govea, 5/7/2022 vs. Columbus
HIT FOR THE CYCLE	Chad Santos, 8/23/2005 vs. New Orleans
	Jimmy Paredes, 5/12/2014 vs. New Orleans
HAD 11 RBI IN ONE GAME	Mike Moustakas, 8/30/2010 vs. Round Rock
HAD 9 RBI IN ONE GAME	Brett Eibner, 4/9/2014 vs. Memphis
HAD 8 RBI IN ONE GAME	Jimmy Paredes, 5/12/2014 vs. New Orleans
HAD 7 RBI IN ONE GAME	Brett Hayes, 4/14/2013 vs. Nashville
HAD 6 RBI IN ONE GAME	Freddy Fermin, 4/8/2023 vs. Toledo
HAD 5 RBI IN ONE GAME	Jakson Reetz, 4/1/2023 @ Indianapolis
HAD 4 RBI IN ONE GAME	Nick Loftin, 5/5/2023 vs. Louisville
SCORED 5 RUNS IN ONE GAME	Brett Eibner, 5/12/2014 vs. New Orleans
SCORED 4 RUNS IN ONE GAME	Maikel Garcia, 9/15/2022 @ Columbus
SCORED 3 RUNS IN ONE GAME	Samad Taylor, 5/4/2023 vs. Louisville
WALKED 4 TIMES IN ONE GAME	MJ Melendez, 8/22/2022 vs. Columbus
WALKED 3 TIMES IN ONE GAME	Freddy Fermin, 4/30/2023 @ Nashville
STOLE 4 BASES IN ONE GAME	Samad Taylor, 5/4/2023 vs. Louisville
STOLE 3 BASES IN ONE GAME	Samad Taylor, 4/26/2023 @ Nashville
STOLE 2 BASES IN ONE GAME	Dairon Blanco, 5/5/2023 vs. Louisville
STRUCK OUT 5 TIMES IN ONE GAME	Drew Waters, 8/10/2022 @ Toledo
STRUCK OUT 4 TIMES IN ONE GAME	Brewer Hicklen, 9/16/2022 @ Columbus
STRUCK OUT 3 TIMES IN ONE GAME	Franklin Lopez, 5/5/2023 vs. Louisville
REACHED BASE 6 TIMES IN ONE GAME	Nicky Lopez, 7/27/2018 @ Fresno
REACHED BASE 5 TIMES IN ONE GAME	Dairon Blanco, 9/15/2022 @ Columbus
REACHED BASE 4 TIMES IN ONE GAME	Samad Taylor, 5/4/2023 vs. Louisville
REACHED BASE IN EVERY TRIP TO THE PLATE (6 PA)	Brett Eibner, 4/9/2014 vs. Memphis
REACHED BASE IN EVERY TRIP TO THE PLATE (5 PA)	Drew Waters, 7/27/2022 @ Syracuse
REACHED BASE IN EVERY TRIP TO THE PLATE (4 PA)	Freddy Fermin, 4/11/2023 @ Iowa
HAD 2 HOME RUNS IN THE SAME INNING	Brett Eibner: 5th inning, 5/12/2015 vs. Memphis
HAD 2 DOUBLES IN THE SAME INNING	Jay Dugan: 6th inning, 6/26/2022 vs. Columbus
HAD 2 HITS IN THE SAME INNING	Samad Taylor and Maikel Garcia: 8th inning, 4/2/2023 @ Indianapolis
REACHED 2 TIMES IN THE SAME INNING	Samad Taylor and Maikel Garcia: 8th inning, 4/2/2023 @ Indianapolis
SCORED 2 RUNS IN THE SAME INNING	Brewer Hicklen: 6th inning, 8/26/2022 vs. Scranton/WB
HIT HOME RUNS IN 6 STRAIGHT GAMES	Steve Sisco, June 13 to June 21, 1998
HIT HOME RUNS IN 5 STRAIGHT GAMES	Cory Aldridge, July 27 to August 8, 2009
HIT HOME RUNS IN 4 STRAIGHT GAMES	Nick Pratto, August 19 to August 22, 2021
HIT HOME RUNS IN 3 STRAIGHT GAMES	Brent Rooker, September 23 to September 26, 2022
HIT HOME RUNS IN BACK-TO-BACK GAMES	Nick Loftin, May 4 and May 5, 2023
HIT HOME RUNS IN BOTH GAMES OF A DOUBLEHEADER	Nick Pratto, 4/7/2022 @ Indianapolis
HIT HOME RUNS FROM BOTH SIDES OF THE PLATE, GAME	Tim Raines Jr., 8/20/2009 @ Tacoma
HIT HOME RUN IN FIRST OMAHA AT-BAT	Jakson Reetz, 8/28/2022 vs. Scranton/WB [G1]
HAD 2+ HITS IN 7 STRAIGHT GAMES	Johnny Givortella, August 3 to August 14, 2014
HAD 2+ HITS IN 6 STRAIGHT GAMES	Dairon Blanco, September 10 to September 17, 2022
HAD 2+ HITS IN 5 STRAIGHT GAMES	MJ Melendez, September 25 to October 2, 2021
HAD A 20+ GAME HITTING STREAK	Frank Schwindel, 20 Games: July 22 to August 13, 2018
HAD A 18+ GAME HITTING STREAK	Frank Schwindel, 20 Games: July 22 to August 13, 2018
HAD A 16+ GAME HITTING STREAK	Frank Schwindel, 20 Games: July 22 to August 13, 2018
HAD A 14+ GAME HITTING STREAK	Dairon Blanco, 15 Games: May 15 to July 10, 2022
HAD A 12+ GAME HITTING STREAK	Dairon Blanco, 15 Games: May 15 to July 10, 2022
HAD A 40+ GAME REACHED BASE STREAK	Shane Costa, 46 Games: April 14 to August 8, 2007
HAD A 35+ GAME REACHED BASE STREAK	Alex Gordon, 39 Games: May 9 to June 19, 2010
HAD A 30+ GAME REACHED BASE STREAK	Freddy Fermin, 33 Games: August 3 to September 15, 2022
HAD A 25+ GAME REACHED BASE STREAK	Freddy Fermin, 33 Games: August 3 to September 15, 2022
HAD A 20+ GAME REACHED BASE STREAK	Freddy Fermin, 33 Games: August 3 to September 15, 2022
STRUCK OUT 12 IN A GAME	Jakob Junis, 5/26/2017 @ Nashville
STRUCK OUT 11 IN A GAME	John Lamb, 7/9/2014 vs. Iowa
STRUCK OUT 10 IN A GAME	Jackson Kowar, 7/3/2021 @ St. Paul
WALKED 7 IN A GAME	Josh Staumont, 5/24/2017 @ Nashville
WALKED 6 IN A GAME	Drew Parrish, 6/22/2022 vs. Columbus
WALKED 5 IN A GAME	Drew Parrish, 9/16/2022 @ Columbus
ALLOWED 6 HOME RUNS IN A GAME	Matt Wright, 8/18/2007 vs. Albuquerque
ALLOWED 5 HOME RUNS IN A GAME	Drew Parrish, 5/4/2023 vs. Louisville
ALLOWED 4 HOME RUNS IN A GAME	Jake Kalish, 9/24/2021 vs. Indianapolis
ALLOWED 3 HOME RUNS IN A GAME	Marcelo Martínez, 5/3/2023 vs. Louisville
ALLOWED 2 HOME RUNS IN A GAME	Jonathan Heasley, 4/13/2023 @ Iowa
THREW 120+ PITCHES IN A GAME	Brett Tomko, 5/8/2014 @ Round Rock (127)
THREW 115+ PITCHES IN A GAME	Luke Farrell, 6/8/2017 vs. Nashville (116)
THREW 110+ PITCHES IN A GAME	Christian Binford, 9/3/2017 vs. Iowa (110)
THREW 100+ PITCHES IN A GAME	Jonathan Heasley, 4/25/2023 @ Nashville (104)
THREW 95+ PITCHES IN A GAME	Austin Cox, 4/27/2023 @ Nashville (99)
THREW 90+ PITCHES IN A GAME	Max Castillo, 5/2/2023 vs. Louisville (91)
WON HIS OMAHA DEBUT	Alec Marsh, 9/23/2022 vs. Iowa
THREW AN IMMACULATE INNING	Anthony Swarzak, 6/3/2021 vs. Iowa

ABS CHALLENGE TRACKER (0-FOR-4)

GM # – DATE	OPPONENT	PLAYER CHALLENGING	POSITION	INNING	CALL (COUNT)	OVERTURNED?	PLAY RESULT (COUNT)	UMPIRE
23 – April 28	@ Nashville	Logan Porter	Catcher	▼ 6	Ball (0-0)	No	Lineout, 1-9 (1-1)	Paul Clemons
23 – April 28	@ Nashville	Maikel Garcia	Batter	▲ 8	Strike (1-0)	No	Groundout, 5-4 (1-1)	Paul Clemons
29 – May 5	vs. Louisville	Jakson Reetz	Catcher	▲ 8	Ball (0-0)	No	Walk (3-0)	Tyler Jones
29 – May 5	vs. Louisville	Jakson Reetz	Catcher	▲ 9	Ball (1-0)	No	Strikeout Looking (2-2)	Tyler Jones