

# OMAHA STORM CHASERS GAME NOTES

## VS. GWINNETT STRIPERS

LHP Austin Cox (0-0, 3.86 ERA) vs. RHP Allan Winans (0-2, 4.20 ERA)

Friday, April 21, 2023 | Game #17 | Home Game #10

6:35 p.m. CT | Werner Park | Papillion, Nebraska

Radio: [stormchasers.mixlr.com](http://stormchasers.mixlr.com) | TV: Bally Live, MiLB.TV

7-9

5-12

Omaha Storm Chasers | 12356 Ballpark Way, Papillion, Nebraska 68046 | (402) 738-5100 | [OmahaStormChasers.com](http://OmahaStormChasers.com) | @OMASstormChasers

### UPCOMING SCHEDULE & PROBABLE PITCHERS

#### UPCOMING GAMES

#### OPPONENT



#### TIME (CT)

#### PROBABLE PITCHERS

Saturday, April 22	GWINNETT	2:05 p.m. CT	LHP Drew Parrish (1-0, 2.70 ERA) vs. LHP Dylan Dodd (0-0, 0.00 ERA)
Sunday, April 23	GWINNETT	2:05 p.m. CT	RHP Mike Mayers (0-1, 7.94 ERA) vs. TBD
Tuesday, April 25	@ Nashville	6:35 p.m. CT	RHP Jonathan Heasley (1-2, 8.84 ERA) @ TBD
Wednesday, April 26	@ Nashville	6:35 p.m. CT	RHP Max Castillo (0-3, 7.24 ERA) @ TBD

### THE MATCHUP

(UNDERLINE = MiLB LEADER) (BOLD = TRIPLE-A LEADER) (ITALICS = TRIPLE-A WORST)

 .264 (6TH) < <b>AVG</b> .234 (18TH) 6.34 (20TH) <b>ERA</b> > 5.35 (15TH)	 99 (7TH) < <b>R</b> 77 (13TH) 1.63 (19TH) <b>WHIP</b> > 1.46 (8TH)
146 (7TH) < <b>H</b> 135 (17TH) .287 (19TH) <b>AVG</b> > .255 (13TH)	26 (4TH) < <b>HR</b> 11 (19TH) 142.0 (18TH) <b>IP</b> > 153.0 (7TH)
76 (9TH) < <b>BB</b> > 85 (4TH) 163 (19TH) <b>H</b> > 151 (13TH)	141 (4TH) < <b>K</b> 162 (13TH) 110 (19TH) <b>R</b> > 105 (18TH)
25 (4TH) < <b>SB</b> 24 (5TH) 24 (17TH) <b>HR</b> > 21 (11TH)	.357 (6TH) < <b>OBP</b> .335 (14TH) 68 (5TH) < <b>BB</b> 73 (8TH)
.479 (4TH) < <b>SLG</b> .347 (19TH) 142 (16TH) <b>K</b> > 168 (8TH)	.836 (5TH) < <b>OPS</b> .682 (19TH) 0 (11TH) - <b>SHO</b> - 0 (11TH)

ALL-TIME vs. Stripers.....	0-3 (.000)
ALL-TIME at Omaha.....	0-3 (.000)
ALL-TIME at Gwinnett.....	

2023 vs. Stripers.....	0-3 (.000)
2023 at Werner Park.....	0-3 (.000)
2023 at Coolray Field.....	

DATE H/R	SCORE	WIN	LOSS	SAVE
4/18 H	<b>L, 4-1</b>	T. Tice	J. Kowar	Y. Rios
4/19 H	<b>L, 6-2</b>	B. Burrows	J. Heasley	-
4/20 H	<b>L, 6-2</b>	B. Moran	M. Castillo	-
4/21 H				
4/22 H				
4/23 H				
7/4 R				
7/5 R				
7/6 R				
7/7 R				
7/8 R				
7/9 R				

### STORM CHASERS ON THE RISE

Omaha players that appear on a Top-30 Royals prospects ranking

PLAYER (POSITION)	MLB PIPELINE	BASEBALL AMERICA
Maikel Garcia (INF)	Royals No. 3	Royals No. 6
Nick Loftin (INF/OF)	Royals No. 4	Royals No. 8
Tyler Gentry (OF)	Royals No. 8	Royals No. 7
Samad Taylor (INF/OF)	Royals No. 21	Royals No. 24
Tucker Bradley (OF)	Royals No. 25	-
Jackson Kowar (RHP)	-	Royals No. 17
Max Castillo (RHP)	-	Royals No. 18

### STORM CHASERS PRESS BOX



Game Notes compiled by Nicholas Badders

Credential Requests: [nicholasb@omahastormchasers.com](mailto:nicholasb@omahastormchasers.com)

Omaha Storm Chasers gameday information, as well as the 2023 Storm Chasers Media Guide can be found at [milb.com/omaha/ballpark/media](http://milb.com/omaha/ballpark/media) or by scanning the QR code to the right.



### YESTERDAY'S GAME

	1	2	3	4	5	6	7	8	9	R	H	E	LO
 Gwinnett	0	0	0	4	3	0	0	2	0	9	10	1	5
 Omaha	0	0	1	0	2	0	0	0	0	3	3	1	10

WIN: Brian Moran (1-0) | LOSS: Max Castillo (0-3) | SAVE: None

**PAPILLION, NEB.** – Despite drawing a season-high 11 walks, the Omaha Storm Chasers only mustered three hits and fell for the third straight game to the Gwinnett Stripers, 9-3.

✦ **Nick Pratto** drove in two of Omaha's three runs, on a pair of sacrifice flies ... Pratto started the game's scoring in the 3rd inning with a sac fly that scored **Maikel Garcia** from third base, then added another in the 5th that scored **Samad Taylor**.

✦ After allowing a pair of baserunners in the 1st, Chasers starter **Max Castillo** found himself in a groove, with a stretch through the 3rd inning of seven straight retired.

✦ While Pratto gave Omaha a 1-0 lead in the 3rd inning, it did not last long as Castillo loaded the bases to open the 4th and a bases-clearing triple put Gwinnett up 3-1, then the Stripers remained ahead the rest of the evening ... the Stripers added another run in the 4th, then three unearned runs in the 5th off Castillo, through the right-hander finished five innings for the first time this year.

✦ Down by six in the bottom of the fifth, Omaha got to work on a comeback, first loading the bases with no outs for Pratto, who brought home a run on his second sac fly ... two more walks brought home another run, as **Freddy Fermin** drew a bases-loaded free pass with two outs, at the time bringing the Chasers within four, 7-3, and the tying run to the plate, but the Chasers could not bring the game any closer.

✦ After scoreless innings from **Andrés Núñez** and **Brooks Kriske**, **Ryan Weiss** surrendered a pair of runs in the eighth to stretch Gwinnett's lead to 9-3.

✦ Pratto doubled in the eighth inning, Omaha's third and final hit of the game, after singles from Taylor in the first and Garcia in the fifth.

✦ After **Nick Wittgren** threw a 1-2-3 top of the ninth inning, the Chasers drew two more walks in the bottom half, but could not inch any closer, falling by six runs and dropping a third straight to the Stripers.

### NOTES AND NUGGETS

#### WALK THIS WAY

11 walks drawn last night by Omaha hitters were a season-high ... 5 players drew 2+.

✦ The Storm Chasers averaged 4.3 walks per game entering yesterday and nearly tripled their mark ... that a previous season high of 9 on March 31 @ Indianapolis.

✦ Omaha drew double-digit walks four time last season, twice in April and most recently September 22 vs. Iowa (12).

#### LET'S SCORE MORE

In looking at the games Omaha has won and lost this season, it's very clear that the team wins the more they care.

✦ Omaha is 7-0 when scoring more than 6 runs, in fact the team has scored at least 8 runs in every win this season ... Omaha also has 10 or more hits in every win.

✦ Omaha is 0-9 when scoring 6 runs or less, with fewer than five runs scored in 6 of their 9 losses this season.

#### SUPPORTING STARTERS

A lack of run support has been a common theme for Omaha starting pitchers this year, who are receiving an average of 2.25 runs of support per game.

✦ Omaha hitters have provided multiple runs of support to their starting pitcher in 7 of 16 games this season and won the first 5 of those games but lost have lost the last two games, providing Jonathan Heasley 2 runs of support and 3 for Max Castillo.

✦ When providing no support or just one run of support, the team is 2-7 ... the team has not won a game, however, when providing their starter with 0 runs of support.

#### HOMER HAPPY

Omaha's 26 home runs through the first 15 games of this season have combined to account for 42 runs, or 42.4% of the team's total scoring (99 runs scored).

✦ 26 homers are tied for the 2nd-most of any International League team and tied for the 5th-most in all of the Minor Leagues.

✦ **Logan Porter's** 5 home runs lead the Chasers and are tied 9th in the league ... Porter's 5 homers in 11 games give him a .821 slugging percentage that is tops in the International League and 1,234 OPS that ranks 3rd among qualified hitters ... among all Triple-A hitters, he ranks 3rd in slugging and 6th in OPS.

✦ After not homering on Opening Day (3/31 @ Indianapolis), Omaha hit at least one home run in 11 straight games (4/1 to 4/13), the longest streak in the league this year ... the team has homered in 12 of 16 games this season, but 1 of the last 4.

#### SAMAD (TAYLOR'S VERSION)

**Samad Taylor** has led off all 16 games this season for the Omaha Storm Chasers and gone 2-for-70 at the plate, with 7 extra-base hits and 14 runs batted in.

✦ Taylor is one of two players (with Tyler Gentry) that has played in all 16 games so far.

✦ He has collected multiple hits in 7 different games this season, including each of the first 4, with hits in 13 of the 16 games he's played ... he's reached base in 15 of 16.

✦ His 21 hits rank tied 8th in the International League, while he ranks tied 6th with 7 steals and just outside the top 10 in runs batted in and total bases.

### AT A GLANCE

#### RECENT

Last 5 Games.....	1-4
Last 10 Games.....	4-6
Last 20 Games.....	7-9

#### HOME/AWAY

Home Games.....	2-7
Away Games.....	5-2

#### TIME OF DAY

Night Games.....	3-5
Day Games.....	4-4

#### MONTH

March.....	1-0
April.....	6-9
May.....	0-0
June.....	0-0
July.....	0-0
August.....	0-0
September.....	0-0

#### OPPONENT

vs. Columbus.....	0-0
vs. Gwinnett.....	0-3
vs. Indianapolis.....	3-0
vs. Iowa.....	2-2
vs. Louisville.....	0-0
vs. Memphis.....	0-0
vs. Nashville.....	0-0
vs. Rochester.....	0-0
vs. Scranton/WB.....	0-0
vs. St. Paul.....	0-0
vs. Toledo.....	2-4

#### DAY OF THE WEEK

on Monday.....	0-0
on Tuesday.....	0-3
on Wednesday.....	1-2
on Thursday.....	0-3
on Friday.....	3-0
on Saturday.....	2-0
on Sunday.....	1-1

#### THIS HOMESTAND

Record.....	0-3
Batting Average.....	(.180)
Runs/Per Game.....	6/2.0
Home Runs.....	2
ERA.....	5.35 (16 ER / 27.0 IP)
Strikeouts (K/9).....	19 (6.3)
Saves/Opportunities.....	

## QUICK FACTS

<b>Founded</b> .....	2011 (1969-2010: Omaha Royals)
<b>Colors</b> .....	Royal Blue, Twister Gold, Blackout Black
<b>League</b> .....	International League (Since 2021)
<b>Ownership</b> .....	Alliance Baseball Omaha LLC
<b>General Manager</b> .....	Laurie Schlender (4th Year)
<b>Home Ballpark (Capacity)</b> .....	Werner Park (9,023, 6,254 fixed seats)
<b>Dimensions</b> .....	LF- 310 CF- 402 RF- 315

## ROSTER BREAKDOWN

Age 22.....0	Native of Cuba.....1
Age 23.....2	Native of Mexico.....1
Age 24.....5	Native of United States.....21
Age 25.....2	Native of Venezuela.....3
Age 26.....8	<b>Acquired by Royals via Free Agency</b> .....9
Age 27.....4	(International).....3 (Minor League).....4 (Undrafted).....2
Age 28.....1	<b>Acquired by Royals via Trade</b> .....8
Age 29.....2	<b>Acquired by Royals via Waivers</b> .....1
Age 30.....0	<b>Acquired by Royals via First Year Player Draft</b> .....10
Age 31.....2	(High School).....1 (Rounds 1-5).....5 (2015-17 Drafts).....2
Age 32.....0	(2nd Year/College).....1 (Rounds 6-10).....1 (2018 Draft).....5
<b>Average Age</b> .....26 Years 84 Days	(3rd Year/College).....6 (Rounds 11-20).....2 (2019 Draft).....1
<b>Median Age</b> .....26	(4th+ Year/College).....2 (Rounds 21-40).....2 (2020 Draft).....2

## PRO-NUN-SEE-AY-SHUNS

### PLAYERS

<b>0</b> SAMAD TAYLOR .....	(suh-mod)
<b>2</b> RYAN GOINS .....	(GO-ins)
<b>11</b> MAIKEL GARCIA .....	(my-KELL gar-SEE-uh)
<b>16</b> DAIRON BLANCO .....	(DYE-rone)
<b>17</b> ANGELO CASTELLANO .....	(kass-tay-AH-noh)
<b>21</b> MIKE MAYERS .....	(MY-ers)
<b>32</b> NICK PRATTO .....	(praw-toh)
<b>37</b> JACKSON KOWAR .....	(coh-wahr)
<b>44</b> RYAN WEISS .....	(wyss)
<b>50</b> MAX CASTILLO .....	(ca-STEE-yo)
<b>58</b> BROOKS KRISKE .....	(KRIS-kee)
<b>62</b> NICK WITTGREN .....	(wit-grinn)

### COACHES

<b>23</b> MIKE JIRSICHELE .....	(jursh-LEE)
<b>33</b> DAVID NOWORYTA .....	(Nova-REE-tah)
<b>52</b> BIJAN RADEMACHER .....	(bee-ZHON RAH-de-moch-err)

## UNIFORM RECORDS

### STANDARD UNIFORMS

<b>Blue Vortex</b> Home: 1-6 Road: 0-0	<b>Blue O-Bolt</b> Home: 0-0 Road: 5-2	<b>Powder SC</b> Home: 1-1 Road: 0-0	<b>Powder O</b> Home: 0-0 Road: 0-0
<b>Home White</b> Home: 1-6 Road: 0-0	<b>Road Grey</b> Home: 0-0 Road: 3-2	<b>Blue O-Bolt</b> Home: 0-0 Road: 2-0	<b>Powder Blue</b> Home: 1-1 Road: 0-0

### SPECIALTY/THEME NIGHTS

<b>Black O-Bolt</b> Home: 0-0 Road: 0-0	<b>Patriotic</b> Home: 0-0 Road: 0-0	<b>Runzas</b> Home: 0-0 Road: 0-0	<b>Cattlemen</b> Home: 0-0 Road: 0-0	<b>Rockets</b> Home: 0-0 Road: 0-0	<b>Marvel</b> Home: 0-0 Road: 0-0	<b>Throwback</b> Home: 0-0 Road: 0-0
<b>Community</b> Home: 0-0 Road: 0-0	<b>Star Wars</b> Home: 0-0 Road: 0-0	<b>Patriotic</b> Home: 0-0 Road: 0-0	<b>Runzas</b> Home: 0-0 Road: 0-0	<b>Cattlemen</b> Home: 0-0 Road: 0-0	<b>Rockets</b> Home: 0-0 Road: 0-0	<b>Marvel</b> Home: 0-0 Road: 0-0

## TRANSACTIONS

### 2023 BREAKING ROSTER

**Pitchers (15):** RHP Max Castillo, LHP Austin Cox, RHP Jonathan Heasley, RHP Jackson Kowar, RHP Brooks Kriske, LHP Marcelo Martinez, RHP Mike Mayers, RHP Andrés Núñez, LHP Drew Parrish, LHP Evan Sisk, RHP Collin Snider, RHP Josh Staumont, LHP Josh Taylor, RHP Ryan Weiss, RHP Nick Wittgren

**Catchers (3):** Freddy Fermin, Logan Porter, Jakson Reetz

**Infielders (6):** CJ Alexander, Angelo Castellano, Maikel Garcia, Nick Loftin, Nick Pratto, Samad Taylor


**Outfielders (3):** Dairon Blanco, Tucker Bradley, Brewer Hicklen

- 3/31 Kansas City Royals announce Breaking Roster
- 4/5 1B **Nick Pratto** recalled by KANSAS CITY from Omaha (AAA)
- 4/6 1B **Nick Pratto** optioned to Omaha (AAA)
- 4/12 LHP **Josh Dye** activated from the Development List
- 4/14 RHP **Josh Staumont** recalled by KANSAS CITY from Omaha (AAA)
- RHP **Dylan Coleman** optioned to Omaha (AAA)
- 4/16 LHP **Josh Taylor** recalled by KANSAS CITY from Omaha (AAA)
- 4/20 C **Freddy Fermin** recalled by KANSAS CITY from Omaha (AAA)



## MANAGER: MIKE JIRSCHLE • 23

- Mike Jirschele returns for his 15th season as Omaha's manager, his 18th season managing in Minor League Baseball and 32nd season overall with the Royals organization, named to the position of Storm Chasers manager on January 13, 2023, after previously managing Triple-A Omaha from 1995-97 and 2003-13.
- Jirschele served on the Kansas City Royals coaching staff as the Third Base Coach from 2014-19 and won the World Series in 2015. Jirschele most recently served as the bench coach under manager Chris Witheridge during the 2022 season with the Double-A Northwest Arkansas Naturals. He spent the 2021 season as Witheridge's bench coach for the High-A Central champion Quad Cities River Bandits and served as Special Assistant to the General Manager in 2020.
- In his second stint as Omaha's manager, over 11 years from 2003 to 2013, he led the team to four division titles, three consecutive trips to the Pacific Coast League Championship Series (2011-2013), two PCL titles (2011, 2013) and the team's first of two Triple-A National Championships in 2013.
- He earned the 2011 Mike Coolbaugh Award for *outstanding baseball work ethic, knowledge of the game and skill in mentoring young players on the field* and he is a four-time recipient of the Dick Howser Award (1992, 1994, 2005, 2011), recognizing outstanding work in player development within the Royals organization.
- Prior to his time with Omaha and Kansas City, he served as the Royals Minor League Infield Coordinator for four years, from 1998-2002, and he held managerial positions with Wilmington (1994), Rockford (1993) and the Gulf Coast Royals (1992).
- He appeared 999 games in the Minor Leagues across 13 years, between 1977 and 1990, including 22 games with the Omaha Royals between 1988 and 1989.



## PITCHING COACH: DANE JOHNSON • 59

- Dane Johnson enters his fourth year in the Royals organization and as the Storm Chasers pitching coach, after joining Kansas City ahead of the 2020 season. 2023 marks his 24th season coaching overall.
- He previously spent one season in the Miami Marlins organization (2019) as a Pitching Consultant and 19 seasons with the Toronto Blue Jays as a Minor League Pitching Coach from 2000-03, Pitching Coordinator from 2004-14 and Major League Bullpen Coach from 2015-18.
- Prior to entering coaching, spent 15 years as a player, including over 280 games in the Minor Leagues and parts of three seasons in the Majors with the Chicago White Sox (1994), Blue Jays (1996) and Oakland Athletics (1997), also playing two seasons (1990-1991) in the Chinese Professional Baseball League.
- Johnson and his wife, Gina, reside in Palm Harbor, Florida. They have two children: a daughter, Madison (31), and son, Cobi (27).



## HITTING COACH: BIJAN RADEMACHER • 52

- Bijan Rademacher (*bi-ZHON RAH-de-moch-err*) joins the Royals as the Omaha Storm Chasers Hitting Coach this year after spending the last two years with the Arizona Diamondbacks as their Minor League Hitting Coordinator (2021) and ACL Hitting Coach (2022).
- Prior to coaching, he spent eight years playing professionally (2012-2019), spanning seven seasons in the Chicago Cubs organization (2012-18) and slashed .280/.361/.402 over 702 career MiLB games, reaching as high as Triple-A. He also played one season in independent baseball (2019) with the New Britain Bees in the Atlantic League, in addition to an offseason in the Mexican Pacific Winter League.
- Over 243 career Triple-A games with the Iowa Cubs, he played 11 games at Werner Park and was a .378 hitter (14-for-37) with one homer and 5 runs batted in while playing in Omaha.
- Rademacher lives in Tempe, Arizona with his wife Melissa.



## BENCH COACH: DAVID NOWORYTA • 33

- David Noworyta (*Nova-REE-tah*) enters his second year in the Royals organization and first as Omaha's Bench Coach, after making his coaching debut in 2022 as the Assistant Hitting Coach for the River Bandits Kansas City's High-A affiliate.
- Prior to coaching, he spent four years playing professionally (2018-21), including three minor league seasons in the Detroit Tigers organization (2018-20), and one with the Independent Pioneer League's Billings Mustangs in 2021. Before signing with Detroit in 2018, Noworyta graduated from the University of Hawaii with a bachelor's degree in communications and journalism, and played in parts of three seasons for their baseball team.
- Noworyta attended Holy Cross Academy (N.J.), where he played baseball and basketball, and was selected by the Royals in the 37th round of the 2014 MLB Draft. He resides in Hainesport, N.J. in the offseason.



## CERTIFIED ATHLETIC TRAINER: JAMES STONE

- James Stone is entering his fifth season as the Certified Athletic Trainer for the Storm Chasers after serving the previous seven seasons with the Wilmington Blue Rocks (Royals High-A), including the 2015 season, in which he was named Carolina League Athletic Trainer of the Year.
- He joined the Kansas City organization in 2010 as the athletic trainer for the Class-A Burlington Bees. He came to the Royals after spending one season with the Central Valley Coyotes (Fresno, California) in Arena Football 2.
- Stone worked three seasons in the Florida Marlins organization, with stops in Jupiter (2008), Greensboro (2007) and Jamestown (2006), winning New York-Penn League Trainer of the Year honors in 2006.
- He was the Strength and Conditioning Coach for the Baltimore Orioles Class-A affiliate, the Delmarva Shorebirds, in 2005.
- Stone graduated with a bachelor's of science in kinesiology from Cal State-Northridge. He resides in Simi Valley, California with his dog, Ozzie.



## STRENGTH & CONDITIONING COACH: YANNICK PLANTE

- Yannick Plante is entering his third season as the Strength & Conditioning Coach for the Storm Chasers, after being slated to serve in that role with Northwest Arkansas in 2020.
- He began with the Kansas City Organization in 2019 as the athletic trainer for the Burlington Royals (Advanced Rookie, Appalachian League). He was then a staff member of the Surprise Saguaros of the Arizona Fall League in the fall of 2019.
- Plante has a master's degree in kinesiology from the University of Calgary and a bachelor's degree in human kinetics with specialization in biophysics from the University of Ottawa. He currently lives in Ottawa, Ontario.



TONY MEDINA  
MINOR LEAGUE/LATIN AMERICA  
MEDICAL COORDINATOR



BEN NICHOLAS  
PLAYER DEVELOPMENT TRAINEE



JEREMY OWENS  
PLAYER DEVELOPMENT TRAINEE

## Austin Cox - Pitching - Stat Splits - 2023 - Regular Season

Split	Team	W	L	ERA	G	GS	CG	SHO	SV	IP	H	R	ER	HR	HB	BB	IBB	SO	WHIP	AVG	AB	WP	BK	GIDP	TBF	NP-S
Home Games	OMA	0	0	7.71	1	0	0	0	0	2.1	4	2	2	2	0	2	0	3	2.57	.400	10	0	0	0	12	65 - 35
Away Games	OMA	0	0	2.57	2	2	0	0	0	7.0	4	2	2	2	1	3	0	10	1.00	.174	23	0	0	2	27	112 - 72
Day Games	OMA	0	0	3.86	3	2	0	0	0	9.1	8	4	4	4	1	5	0	13	1.39	.242	33	0	0	2	39	177 - 107
On Grass	OMA	0	0	3.86	3	2	0	0	0	9.1	8	4	4	4	1	5	0	13	1.39	.242	33	0	0	2	39	177 - 107
April	OMA	0	0	3.86	3	2	0	0	0	9.1	8	4	4	4	1	5	0	13	1.39	.242	33	0	0	2	39	177 - 107
On Wednesdays	OMA	0	0	4.50	1	1	0	0	0	4.0	3	2	2	2	0	2	0	5	1.25	.214	14	0	0	1	16	65 - 42
On Thursdays	OMA	0	0	7.71	1	0	0	0	0	2.1	4	2	2	2	0	2	0	3	2.57	.400	10	0	0	0	12	65 - 35
On Saturdays	OMA	0	0	0.00	1	1	0	0	0	3.0	1	0	0	0	1	1	0	5	0.67	.111	9	0	0	1	11	47 - 30
In games following a win	OMA	0	0	0.00	1	1	0	0	0	3.0	1	0	0	0	1	1	0	5	0.67	.111	9	0	0	1	11	47 - 30
In games following a loss	OMA	0	0	5.68	2	1	0	0	0	6.1	7	4	4	4	0	4	0	8	1.74	.292	24	0	0	1	28	130 - 77
Starter	OMA	0	0	2.57	2	2	0	0	0	7.0	4	2	2	2	1	3	0	10	1.00	.174	23	0	0	2	27	112 - 72
Reliever	OMA	0	0	7.71	1	0	0	0	0	2.1	4	2	2	2	0	2	0	3	2.57	.400	10	0	0	0	12	65 - 35

## Austin Cox - Opposing Hitting - Stat Splits - 2023 - Regular Season

Split	Team	AVG	G	AB	R	H	2B	3B	HR	RBI	BB	IBB	SO	SB	CS	OBP	SLG	OPS	HBP	SAC	SF	GIDP
vs Left	OMA	.333	3	3		1	0	0	0	0	2	0	2			.600	.333	.933	0	0	0	0
vs Right	OMA	.233	3	30		7	1	0	4	7	3	0	11			.324	.667	.991	1	0	0	2
Team is ahead	OMA	.200	2	15		3	0	0	2	2	2	0	6			.294	.600	.894	0	0	0	1
Team is behind	OMA	.333	1	9		3	1	0	1	1	2	0	3			.455	.778	1.233	0	0	0	0
Score is tied	OMA	.222	3	9		2	0	0	1	4	1	0	4			.364	.556	.920	1	0	0	1
Batting First	OMA	.400	3	5		2	0	0	1	1	0	0	1			.400	1.000	1.400	0	0	0	1
Batting Second	OMA	.500	3	4		2	0	0	1	1	1	0	2			.600	1.250	1.850	0	0	0	0
Batting Third	OMA	.000	3	2		0	0	0	0	0	2	0	1			.500	.000	.500	0	0	0	0
Batting Fourth	OMA	.000	3	4		0	0	0	0	0	0	0	1			.000	.000	.000	0	0	0	1
Batting Fifth	OMA	.000	3	4		0	0	0	0	0	0	0	2			.000	.000	.000	0	0	0	0
Batting Sixth	OMA	.500	3	4		2	0	0	1	4	1	0	0			.600	1.250	1.850	0	0	0	0
Batting Seventh	OMA	.250	3	4		1	1	0	0	0	0	0	2			.400	.500	.900	1	0	0	0
Batting Eighth	OMA	.000	3	4		0	0	0	0	0	0	0	3			.000	.000	.000	0	0	0	0
Batting Ninth	OMA	.500	3	2		1	0	0	1	1	1	0	1			.667	2.000	2.667	0	0	0	0
Leading Off	OMA	.125	3	8		1	0	0	1	1	1	0	2			.222	.500	.722	0	0	0	0
First Inning	OMA	.167	2	6	1	1	0	0	1	1	1	0	3	0	0	.286	.667	.953	0	0	0	1
Second Inning	OMA	.143	2	7	0	1	0	0	0	0	0	0	4	0	0	.250	.143	.393	1	0	0	0
Third Inning	OMA	.400	3	10	2	4	1	0	2	5	2	0	3	0	0	.500	1.100	1.600	0	0	0	1
Fourth Inning	OMA	.286	2	7	1	2	0	0	1	1	1	0	2	0	1	.375	.714	1.089	0	0	0	0
Fifth Inning	OMA	.000	1	3	0	0	0	0	0	0	1	0	1	0	0	.250	.000	.250	0	0	0	0
Bases Empty	OMA	.304	3	23		7	1	0	3	3	3	0	9			.385	.739	1.124	0	0	0	0
Runner at 1st	OMA	.000	3	4		0	0	0	0	0	2	0	1			.429	.000	.429	1	0	0	2
Runner at 2nd	OMA	.000	1	2		0	0	0	0	0	0	0	1			.000	.000	.000	0	0	0	0
Runner at 3rd	OMA	.000	1	1		0	0	0	0	0	0	0	1			.000	.000	.000	0	0	0	0
Runners at 1st & 2nd	OMA	.000	2	2		0	0	0	0	0	0	0	1			.000	.000	.000	0	0	0	0
Bases Loaded	OMA	1.000	1	1		1	0	0	1	4	0	0	0			1.000	4.000	5.000	0	0	0	0
Runners On	OMA	.100	3	10		1	0	0	1	4	2	0	4			.308	.400	.708	1	0	0	2
Scoring Position	OMA	.167	3	6		1	0	0	1	4	0	0	3			.167	.667	.834	0	0	0	0
No Outs	OMA	.200	3	10		2	0	0	1	1	2	0	2			.333	.500	.833	0	0	0	1
One Out	OMA	.111	3	9		1	0	0	1	1	2	0	3			.273	.444	.717	0	0	0	1
Two Outs	OMA	.357	3	14		5	1	0	2	5	1	0	8			.438	.857	1.295	1	0	0	0
Ahead in Count	OMA	.083	3	12		1	1	0	0	0	0	0	9			.154	.167	.321	1	0	0	0
Behind in Count	OMA	.250	3	12		3	0	0	2	5	5	0	3			.471	.750	1.221	0	0	0	0
0-0 Count	OMA	.500	3	2		1	0	0	1	1	0	0	0			.500	2.000	2.500	0	0	0	1
0-1 Count	OMA	.000	3	0		0	0	0	0	0	0	0	0			.000	.000	.000	0	0	0	0
0-2 Count	OMA	.000	3	5		0	0	0	0	0	0	0	3			.000	.000	.000	0	0	0	0
1-0 Count	OMA	.000	3	2		0	0	0	0	0	0	0	0			.000	.000	.000	0	0	0	0
1-1 Count	OMA	.333	3	3		1	0	0	0	0	0	0	0			.333	.333	.666	0	0	0	0
1-2 Count	OMA	.143	3	7		1	1	0	0	0	0	0	6			.250	.286	.536	1	0	0	0
2-0 Count	OMA	1.000	3	1		1	0	0	1	4	0	0	0			1.000	4.000	5.000	0	0	0	0
2-1 Count	OMA	1.000	3	1		1	0	0	1	1	0	0	0			1.000	4.000	5.000	0	0	0	0
2-2 Count	OMA	.500	3	4		2	0	0	1	1	0	0	1			.500	1.250	1.750	0	0	0	1
3-0 Count	OMA	.000	2	0		0	0	0	0	0	1	0	0			1.000	.000	1.000	0	0	0	0
3-1 Count	OMA	.000	3	0		0	0	0	0	0	2	0	0			1.000	.000	1.000	0	0	0	0
3-2 Count	OMA	.125	3	8		1	0	0	0	0	2	0	3			.300	.125	.425	0	0	0	0
Pitcher	OMA	.242	3	33		8	1	0	4	7	5	0	13			.359	.636	.995	1	0	0	2





## #31 AUSTIN COX

### LEFT-HANDED PITCHER

**BORN:** March 28, 1997 in Macon, Georgia (Age 25)

**HOMETOWN:** Macon, Georgia

**RESIDES:** Kansas City, Missouri

**HEIGHT/WEIGHT:** 6'4" / 235 LBS

**DRAFTED:** 2018 MLB Draft – Round 5 (152<sup>ND</sup> Overall)

**COLLEGE:** Mercer University (Macon, Georgia)

**HIGH SCHOOL:** First Presbyterian Day HS (Bibb County, Georgia)

**SEASON WITH STORM CHASERS:** 3rd Season

## SCOUTING REPORT

**4-SEAM FASTBALL:** Sits 86-94, averages 91.2 MPH & 2,052 RPM ... Last outing: 46% usage (30/65 pitches)

**CHANGEUP:** Sits 80-84, averages 82.3 MPH & 1,673 RPM ... Last outing: 29% usage (19/65 pitches)

**CURVEBALL:** Sits 76-79, averages 77.3 MPH & 2,405 RPM ... Last outing: 20% usage (13/65 pitches)

**SLIDER:** Sits 81-86, averages 82.9 MPH & 2,301 RPM ... Last outing: 5% usage (3/65 pitches)

## LAST OUTING: WEDNESDAY, APRIL 12 @ IOWA

His second start of the season and third appearance ... threw a season-high 4.0 innings, allowed single runs in the 1st and 3rd, but threw 1-2-3 innings in the 2nd and 4th, with two strikeouts in each inning ... retired the last 4 he faced, piggybacked by Jackson Kowar.

## 2023 SEASON

- As a non-roster invitee, pitched in 4 Cactus League games for the Royals and went 0-1 with a 2.08 ERA (1 ER in 4.1 IP) and 8 strikeouts, held opponents to a .143 average (2-for-14).
- 4/1 @ Indianapolis: Started in his season debut, threw 3.0 scoreless innings and struck out 5, piggybacked by Drew Parrish ... retired first five.
- 4/6 vs. Toledo: Made his first relief appearance of the season, following Jackson Kowar in the 3rd inning ... first batter (Andy Ibanez) hit grand slam, then allowed home run leading off the 4th ... allowed first runs of season.

## CAREER NOTES

- 2022**
- Spent the entire season with Omaha (AAA) and made 29 appearances (24 starts) for the Storm Chasers, going 7-7 with his 1st career save ... maintained a 4.21 ERA (69 ER in 147.1 IP) with a career-high 105 strikeouts.
  - His 147.1 innings pitched ranked first among all Royals farmhands, while 24 games started ranked fourth, seven wins ranked tied fourth and 105 strikeouts were sixth ... ranked second in the International League in innings pitched, eighth among the league's qualified pitchers in ERA and 10th in opponents' batting average.
  - Led Omaha's pitching staff with six quality starts, the most since 2019 (Foster Griffin – 8) ... his first three quality starts of the year came in a four-outing span in June, while the other three came consecutively in September, his final three starts of the year on 9/2, 9/8 and 9/14.
  - 24 of his first 27 outings of the year were starts, then pitched in long relief his last two games of the year ... threw 7.0 innings in relief on 9/22 vs. Iowa (CHC) and 5.0 innings on 9/27 @ St. Paul (MIN), following Max Castillo and Angel Zerpa respectively ... 7.0 innings out of the bullpen is tied for the 2nd-longest relief outing in modern Omaha history (2005-present) behind Jose Capellan's 8.0 on July 21, 2008 vs. Round Rock.
- 2021**
- Joined NW Arkansas (AA) at the end of May, made his 2021 debut May 26 vs. San Antonio (SD) and remained with the Naturals through the end of the postseason, before a promotion to Omaha (AAA) for the Triple-A final stretch.
  - Appeared in 15 games (all starts) for the Naturals, going 4-1 with a 3.00 ERA (21 ER in 63.0 IP) and 56 strikeouts ... promoted to Omaha on September 26, where he pitched in two games (one start).
  - Over 5 starts in July, went 3-0 with a 1.80 ERA (5 ER in 25.0 IP), 20 strikeouts ... opponents hit .211 off him in that span.
  - Pitched the Naturals' first of three complete games of the season in the second game of a doubleheader August 4 @ Arkansas (SEA) ... allowed one run on four hits in 7.0 innings with six strikeouts in a 5-1 win over the Travelers ... also the first of three NW Arkansas pitchers to throw more than 90 pitches in an outing (93) ... named the Double-A Central Pitcher of the week on August 8 for his performance.
  - Missed the first three weeks of the season with arm soreness, missed a month in-season, not pitching between Aug. 11 and Sept. 10.
  - Made his final Double-A start in Game 1 of the Double-A Central Championship Series, when he allowed three runs on six hits in 4.0 innings vs. Wichita.
  - Made his Triple-A debut for Omaha on September 26 vs. Indianapolis (PIT) and his first Triple-A start on October 2 @ Iowa (CHC).
- 2020**
- Spent the season at the Alternate Training Site in Kansas City, Kansas ... participated in the Royals' postseason camp/instructional league at Kauffman Stadium in October.
- 2019**
- Named a South Atlantic League mid-season All-Star, splitting the season between Lexington (A) and Wilmington (A+).
  - His eight wins ranked fourth among Royals Minor League arms, trailing Brady Singer (12), Jonathan Bowlan (11) and Kris Bubic (11).
  - Went 5-0 with a 1.79 ERA (10 ER in 50.1 IP) over his last eight starts with the Legends, including 6.1 innings of one-hit ball on May 28 at West Virginia (SEA), which earned him South Atlantic League Pitcher of the Week honors.
  - Joined Wilmington on June 23, recorded a career-high 10 strikeouts and no walks over 7.0 innings on July 23 vs. Potomac, his sixth start with the Blue Rocks.
  - Tossed 12.0 scoreless innings with 14 strikeouts (three walks) over two postseason starts, including 6.0 innings of one-hit ball in a Game 4 victory (2-0) in the Carolina League Championship Series.
- 2018**
- Spent his first professional season with the Burlington Royals (R), making nine starts with 51 strikeouts in 33.1 innings (13.8 K/9).
  - Struck out a season-high nine batters over 3.2 innings in his second pro start, July 2 at Bluefield (TOR) ... matched that total over 5.0 innings in his next outing, July 8 vs. Greenville (CIN).
- COLLEGE: MERCER UNIVERSITY (2016-18)**
- Pitched three seasons at Mercer University (Georgia) and became the fifth-highest MLB Draft selection in program history (152<sup>ND</sup> overall pick, fifth round) ... school has produced 13 big leaguers since the program's inception in 1897.
  - In 2018, recorded the second-best strikeout rate among NCAA Division 1 pitchers (12.7 K/9) in 2018, posting 124 K's ... ranked 5th in the south Conference with seven victories during his junior campaign (2018), also leading the team in starts (17) ... had three starts with double-digit strikeouts, including a career-best 13 punchouts in 5.0 innings on February 23 vs. UNC-Asheville.
- MISCELLANEOUS**
- Was a two-sport athlete at First Presbyterian Day School (Georgia), the same school as former Royals pitcher Richard Lovelady ... pitched to a 2.19 ERA during his prep career and served as captain of the football team.

## SEASON / CAREER HIGHS

SEASON	CAREER
4/12/2023 @ Iowa 4.0	INNINGS PITCHED 8.0 6/14/19 @ Columbia
4/6/2023 vs. Toledo 4	HITS ALLOWED 10 6/29/22 @ St. Paul
Last: 4/12/2023 @ Iowa 2 (2x)	RUNS ALLOWED 7 8/2/22 vs. St. Paul
Last: 4/12/2023 @ Iowa 2 (2x)	EARNED RUNS ALLOWED 5 (6x) Last: 8/2/22 vs. St. Paul
Last: 4/12/2023 @ Iowa 2 (2x)	HOME RUNS ALLOWED 3 (2x) Last: 8/28/22 vs. Scranton/WB
Last: 4/12/2023 @ Iowa 2 (2x)	WALKS ALLOWED 5 (2x) Last: 5/7/22 vs. Columbus
Last: 4/12/2023 @ Iowa 5 (2x)	STRIKEOUTS 10 7/23/19 vs. Potomac
4/12/2023 @ Iowa 16	BATTERS FACED 30 6/14/2019 @ Columbia
Last: 4/12/2023 @ Iowa 65 (2x)	PITCHES THROWN 119 6/14/2019 @ Columbia
4/1/2023 3.0 IP	SCORELESS STREAK 15.2 IP 5/23/2019 to 6/4/2019

## 2023 RUN SUPPORT (OMAHA STARTS ONLY)

RUNS SCORED	0	1	2	3	4	5	6	7	8	9	10+
GAMES				1	1						
PLAYER W-L		0-0	0-0								
Team W-L		1-0	1-0								

## 2023 GAME-BY-GAME

### OMAHA STORM CHASERS, AAA

DATE	OPPONENT	RES	LEFT GAME	DEC	IP	H	R	ER	HR	HB	BB	SO	BF	NP-S
4/1	@ Indianapolis	W, 12-1	Middle 4th, winning 3-0	-	3.0	1	0	0	0	1	1	5	11	47-30
4/6 *	vs. Toledo	L, 8-5	End 5th, losing 6-3	-	2.1	4	2	2	2	0	2	3	12	65-35
4/12	@ Iowa	W, 10-6	Middle 5th, winning 4-2	-	4.0	3	2	2	2	0	2	5	16	65-42

\* Indicates relief outing

## 2022 BATTED BALL STATISTICS (AAA)

BABIP	GB/FB	LD%	GB%	FB%	IFFB%	HR/FB	Pull%	Cent%	Oppo%	SwStr%
.250	1.11	5.0%	50.0%	45.0%	33.3%	44.4%	45.0%	20.0%	35.0%	11.9%

## vs. GWINNETT IN 2023

W	L	ERA	G	GS	CG	SHO	GF	HLD	SV	SVO	IP	H	R	ER	HR	HB	BB	IBB	SO	WHIP	AVG
---	---	-----	---	----	----	-----	----	-----	----	-----	----	---	---	----	----	----	----	-----	----	------	-----

## vs. GWINNETT HITTERS IN 2023

PLAYER	AVG	AB	H	2B	3B	HR	RBI	BB	SO	PLAYER	AVG	AB	H	2B	3B	HR	RBI	BB	SO
--------	-----	----	---	----	----	----	-----	----	----	--------	-----	----	---	----	----	----	-----	----	----

## CAREER PITCHING

SEASON	TEAM	W	L	ERA	G	GS	CG	SHO	SV	SVO	IP	H	R	ER	HR	HB	BB	IBB	SO	WHIP	AVG	AB	WP	BK	GIDP	TBF	NP-S		
2018	Burlington (R)	1	1	3.78	9	9	0	0	0	0	33.1	29	19	14	1	1	15	0	51	1.32	.228	127	2	0	1	143	565-368		
2019	Lexington (A)	5	3	2.75	13	13	0	0	0	0	75.1	59	30	23	5	1	22	0	77	1.08	.206	286	7	0	2	311	1160-777		
	Wilmington (A+)	3	3	2.77	11	10	0	0	0	0	55.1	53	19	17	6	1	16	0	52	1.25	.260	204	4	0	6	223	846-554		
2020		Did not play (no Minor League season)																											
2021	NW Arkansas (AA)	4	1	3.00	15	15	1	0	0	0	63.0	54	23	21	8	0	25	0	56	1.25	.232	233	5	0	4	260	1012-632		
	Omaha (AAA)	0	0	18.00	2	1	0	0	0	0	5.0	9	10	10	3	2	5	0	4	2.80	.375	24	0	0	1	31	103-60		
2022	Omaha (AAA)	7	7	4.21	29	24	1	0	1	1	147.1	161	80	69	20	6	50	0	105	1.43	.273	589	3	1	10	648	2372-1512		
2023	Omaha (AAA)	0	0	3.86	3	2	0	0	0	0	9.1	8	4	4	4	1	5	0	13	1.39	.242	33	0	0	2	39	177-107		
Minor League Totals (5 Seasons)		20	15	3.66	82	74	2	0	1	1	388.2	373	185	158	47	12	138	0	358	1.31	.249	1496	21	1	26	1655	6235-4010		



## PLAYER

## 50 MAX CASTILLO

RHP • R/R • 6'2" • 285 lbs • 5/4/1999 (23)  
Traded from Toronto — 8/2/2020  
Born/Resides: Caracas, Venezuela

## 57 DYLAN COLEMAN

RHP • R/R • 6'5" • 235 lbs • 9/16/1996 (26)  
Traded from San Diego — 11/5/2020  
Born: Potosi, Missouri • Resides: Mineral Point, Missouri

## 31 AUSTIN COX

LHP • L/L • 6'4" • 235 lbs • 3/28/1997 (26)  
2018 MLB Draft — Round 5 (Mercer)  
Born: Macon, Georgia • Resides: Kansas City, Missouri

## 24 JOSH DYE

LHP • L/L • 6'5" • 180 lbs • 9/14/1996 (26)  
2018 MLB Draft — Round 23 (Florida Gulf Coast)  
Born: DeLand, Florida • Resides: Fort Myers, Florida

## 60 JONATHAN HEASLEY

RHP • R/R • 6'3" • 235 lbs • 1/27/1997 (26)  
2018 MLB Draft — Round 13 (Oklahoma State)  
Born: Plano, Texas • Resides: Dallas, Texas

## 37 JACKSON KOWAR

RHP • R/R • 6'5" • 215 lbs • 10/4/1996 (26)  
2018 MLB Draft — Round 13/30 Overall (Florida)  
Born: Weddington, N.C. • Resides: Charlotte, N.C.

## 58 BROOKS KRISKE

RHP • R/R • 6'3" • 210 lbs • 2/3/1994 (29)  
Signed 12/14/2022 as a Minor League Free Agent  
Born/Resides: Scottsdale, Arizona

## 46 MARCELO MARTINEZ

LHP • L/L • 6'2" • 190 lbs • 8/10/1996 (26)  
Signed 3/7/2018 as an International Free Agent  
Born/Resides: Reynosa, México

## 21 MIKE MAYERS

RHP • R/R • 6'2" • 220 lbs • 12/6/1991 (31)  
Signed 12/22/2022 as a Minor League Free Agent  
Born: Grove City, Ohio • Resides: Naples, Florida

## 41 ANDRÉS NUÑEZ

RHP • R/R • 6'4" • 265 lbs • 9/20/1995 (27)  
2018 MLB Draft — Round 29 (Florida International)  
Born/Resides: Southwest Ranches, Florida

## 53 DREW PARRISH

LHP • L/L • 5'11" • 1195 lbs • 2/8/1997 (25)  
2019 MLB Draft — Round 8 (Florida State)  
Born: Cape Canaveral, Fla. • Resides: Tallahassee, Fla.

## 47 EVAN SISK

LHP • L/L • 6'2" • 195 lbs • 4/23/1997 (25)  
Traded from Minnesota — 1/24/2023  
Born: Pineville, N.C. • Resides: Chester, S.C.

## 43 COLLIN SNIDER

RHP • R/R • 6'4" • 205 • 10/10/1995 (27)  
2017 MLB Draft — Round 12 (Vanderbilt)  
Born/Resides: Murfreesboro, Tennessee

## 44 RYAN WEISS

RHP • R/R • 6'4" • 220 • 12/10/1996 (26)  
Claimed off Waivers from Arizona — 7/1/2022  
Born: South Elgin, Ill. • Resides: Raleigh, N.C.

## 62 NICK WITTGREN

RHP • R/R • 6'2" • 210 • 5/29/1991 (31)  
Signed 12/23/2022 as a Minor League Free Agent  
Born: Torrance, California • Resides: Jupiter, Florida

## QUICK NOTES

Ranked by *Baseball America* as the No. 18 Royals prospect

- 2023: Appeared in 4 Cactus League games for the Royals and went 2-0 with a 11.12 ERA (7 ER in 5.2 IP) and 7 K.
- 2022: Signed with the 2022 Jays organization and made 20 appearances (11 in MLB and 9 in MLB) before being traded to Kansas City on August 2 with Samad Taylor in exchange for Whit Merrifield ... had three stints with the Royals: 8/18-20, 9/4-7 and 9/25 through the end of the season ... across three stints with Omaha, pitched in 7 games (6 starts) with 22 strikeouts in 21.1 innings.
- 2021: Spent the entire season with New Hampshire (AA), appearing in 21 games (20 starts) while going 11-4 with a 4.85 ERA (55 ER in 102.0 IP) and 89 strikeouts.

4SFB (89-93), CH, SL

CONSECUTIVE BATTERS RETIRED: 1 (4/20)

SCORELESS STREAK: 0.1 IP (4/20)

- 2023: Made his second consecutive Opening Day Roster with the Royals, but allowed 10 ER in 5.0 IP (18.00 ERA) in 5 games with 7 H, 7 BB & 5 K ... optioned to Omaha on 4/14.

- 2022: Spent nearly the entire season in Kansas City, pitching in 68 games for the Royals with a 5-2 record and 2.78 (21 ER in 68.0 IP) and 71 strikeouts ... 2nd-most appearances among rookie relievers, 8th in ERA, and 9th in strikeouts ... did not allow a HR over the final 26.0 innings of the season ... pitched 1 game for Omaha on May 24.
- 2021: Opened the season in NW Arkansas (AA) and assigned to Omaha on 7/8 ... earned his first MLB call-up on 9/20 and pitched in 5 games for Kansas City with 7 K in 6.1 IP.

4SFB (91-96), SL, SW

CONSECUTIVE BATTERS RETIRED:

SCORELESS STREAK:

- 2023: As a non-roster invitee, appeared in 4 Cactus League games for the Royals and went 0-1 with a 2.08 ERA (1 ER in 4.1 IP) and 8 K.

- 2022: Spent the entire season with Omaha and made 29 appearances (24 starts) for the Storm Chasers, going 7-7 with his 1st career save ... maintained a 4.21 ERA (69 ER in 147.1 IP) with a career-high 105 strikeouts ... 147.1 IP ranked 1st among all Royals farmhands, while 24 starts ranked 4th, 7 W ranked tied 4th and 105 K was 6th.
- 2021: Joined NW Arkansas (AA) at the end of May, made his 2021 debut 5/26 and remained with the Nationals through the end of the postseason, before a promotion to Omaha for the Triple-A final stretch on 9/26, pitching twice ... appeared in 15 games (all starts) for the Nationals, going 4-1 with a 3.00 ERA (21 ER in 63.0 IP) and 56 strikeouts.

4SFB (87-94), CH, CB, SL

CONSECUTIVE BATTERS RETIRED: 4 (4/12)

SCORELESS STREAK: 1.1 IP (4/12)

- 2023: Appeared in 2 Cactus League games for the Royals with a 9.00 ERA (1 ER in 1.0 IP) ... activated by OMA off the Development List 4/12 and threw 1.2 perfect innings in his season debut 4/13.
- 2022: Spent the entire season with Omaha, made 48 appearances (6 starts) with a 5-3 record and 4.48 ERA (31 ER in 62.1 IP) ... 2nd on Chasers staff with 48 games played, 3rd-most in the Royals system ... among Royals Minor League pitchers who threw at least 60.0 innings, ranked 1st in LOB% (82.6%), 3rd in BB/9 (2.31), 4th in K/BB (3.63).
- 2021: Spent most of the year with NW Arkansas (AA) and pitched in a team-high 38 games, with a 2.52 ERA (17 ER in 60.2 IP) and 3.78 K/BB ratio (68/18) ... led all Royals Minor League pitchers with nine saves in 2021, all of which he earned with the Nationals before being promoted for two games at Omaha (AAA) to finish the year.

CH (82-90), SL

CONSECUTIVE BATTERS RETIRED: 5 (4/13)

SCORELESS STREAK: 1.2 IP (4/13)

- 2023: Appeared in 4 Cactus League games for the Royals (2 starts) and went 0-1 with a 17.36 ERA (18 ER in 9.1 IP) and 7 K ... 2 of 4 starts have been quality start, 4/7 vs. TOL and 4/19 vs. GWN.
- 2022: Split the season between Kansas City and Omaha, making 21 starts over four stints with the Royals and nine starts with the Storm Chasers ... his 21 MLB starts ranked 7th among Major League rookies ... opened his season with a Triple-A ... with one of his nine Storm Chasers starts coming before his first call-up to Kansas City on 5/12 ... across all nine of his outings with Omaha, struck out 45 in 39.1 innings (10.3 K/9).
- 2021: Named Kansas City's Double-A Pitcher of the Year with NW Arkansas (AA) and spent much of the season with the Nationals before making his MLB debut with Kansas City on 9/17 and finishing the year with the Royals ... in 22 appearances (21 starts) with NWA, went 7-3 with a 3.33 ERA (39 ER in 105.1 IP) and 120 strikeouts (10.3 K/9).

4SFB (91-96), CB, CH, SNK, SL

CONSECUTIVE BATTERS RETIRED: 3 (4/19)

SCORELESS STREAK: 3.1 IP (4/19)

- 2023: Appeared in 4 Cactus League games for the Royals (1 start) and went 1-1 with a 6.75 ERA (6 ER in 10.1 IP) and 11 K to just 3 BB ... after a scoreless season debut on April 2 @ IND, has allowed at least 3 runs in each of his last 3 outings (1 start).
- 2022: Made his first Opening Day roster with Kansas City, but only pitched in 7 games over three stints with the Major League club, also making 20 starts with Omaha (AAA) across three stints ... allowed less than two earned runs in 8 of his 20 starts with Omaha, including three scoreless outings.
- 2021: Named Kansas City's Minor League Pitcher of the Year, given to the top pitcher in the organization, also named the Storm Chasers Pitcher of the Year, the Triple-A East Pitcher of the Year and a Triple-A East Postseason All-Star ... in two stints with Omaha, made 17 appearances (16 starts) and went 9-4 with a 3.46 ERA (31 ER in 80.2 IP) and 115 strikeouts (12.8 K/9), which led all Triple-A pitchers at the time of him being recalled on September 1.

4SFB (93-99), SL, CH

CONSECUTIVE BATTERS RETIRED: 0

SCORELESS STREAK: 0.0 IP

- 2023: As a non-roster invitee, appeared in 10 Cactus League games for the Royals and went 0-1 with a 3.48 ERA (4 ER in 10.1 IP) and 11 K to just 3 BB.
- 2022: Signed with the Yokohama DeNA BayStars of Nippon Professional Baseball (NPB) on December 8, 2021 and pitched in 32 games, going 1-3 with two saves, a 3.25 ERA (13 ER in 36.1 IP) and 56 strikeouts (10.3 K/9) between Japan's Central League (equivalent to Major League Baseball) and Nippon League (Japan's Minor League).
- 2020-2021: Pitched 16 games in the Major Leagues between New York (AL) and Baltimore, with a 2-1 record and 14.40 ERA (24 ER in 15.0 IP) and 19 strikeouts ... pitched a scoreless ninth inning to finish the game his Major League debut on July 29 @ Baltimore.

4SFB (92-96), SPL, SL

CONSECUTIVE BATTERS RETIRED: 3 (4/20)

SCORELESS STREAK: 3.1 IP (4/9 to 4/20)

- 2023: Retired 6 straight to end his outing 4/11 @ Iowa.
- 2022: Spent the majority of the season with Omaha, appearing in 27 games with the Storm Chasers but also made three starts with NW Arkansas (AA) in a stint from 5/13-21 ... made 15 starts with the Chasers, while making 12 relief appearances as well, with a season-high five straight starts between 6/19 and 7/13 ... 9 of his 11 relief appearances with Omaha were 2.0 innings or longer, including 4.0 scoreless frames on 7/22 vs. Iowa.
- 2021: Began the season with NW Arkansas (AA), promoted to Omaha on 6/15, where he pitched for the remainder of the season ... between the two levels, led all Royals Minor League pitchers with 24 starts and 112.2 IP, also led the Chasers in starts (17), 2nd on the team in IP (84.1) and 4th in K (84) ... ranked 4th in the system with 117 K.

4SFB (84-90), SL, CH

CONSECUTIVE BATTERS RETIRED: 6 (4/11)

SCORELESS STREAK: 2.1 IP (4/11)

- 2023: As a non-roster invitee, appeared in 6 Cactus League games for the Royals (2 starts) and went 0-1 with a 5.02 ERA (8 ER in 14.1 IP) ... pitched his first quality start of the season 4/18 vs. GWN (6.0 IP, 1 ER).
- 2022: Spent much of the season with the Los Angeles Angels, as he made 24 MLB appearances (3 starts) and went 1-1 with a 5.68 ERA ... Designated for Assignment on 5/26 and outrighted off the 40-man roster on 6/2 ... made eight starts for Salt Lake (AAA) before he returned to the Angels on 8/6, where he finished the season.
- 2021: For the second straight season, spent the entire year in the Major Leagues and pitched in a career-high 72 games for the Angels, tied for the 4th-most in the American League and 8th in MLB ... 88 of his career-high 90 strikeouts came in relief, and 7th among American League relievers.

4SFB (89-94), SL, CH, SNK, CB

CONSECUTIVE BATTERS RETIRED: 4 (4/18)

SCORELESS STREAK: 5.2 IP (4/18)

- 2023: As a non-roster invitee, appeared in 2 Cactus League games for the Royals and struck out 4 with a 16.20 ERA (3 ER in 1.2 IP).
- 2022: Spent the entire season with Omaha and was named Kansas City's Triple-A Pitcher of the Year with the Storm Chasers, going 5-4 with a team-high tying 8 saves, a 3.61 ERA (25 ER in 62.1 IP) with 69 strikeouts to just 17 walks (4.06 K/BB) in a team-best 54 relief appearances ... threw the longest scoreless streak in MLB, a stretch of 26.1 innings and 22 appearances from 5/19 to 7/26 in which he did not allow a run, holding opponents to a .183 average (17-for-93) with 34 strikeouts.
- 2021: Began the season with NW Arkansas (AA) and split the season between the Nationals and Omaha with 47 combined games pitched (1 start), the third-most appearances among Royals Minor League pitchers.

SNK (89-93), SL, CH, CUT

CONSECUTIVE BATTERS RETIRED: 2 (4/20)

SCORELESS STREAK: 1.0 IP (4/20)

- 2023: Appeared in 2 Cactus League games for the Royals and produced a 3.00 ERA (1 ER in 3.0 IP) and 1 K.
- 2022: Began the season with NW Arkansas (AA), made 10 starts before being assigned to Omaha on 6/3, where he finished the season, pitched in 17 games (15 starts) for Omaha and went 3-8 with a 5.62 ERA (46 ER in 73.2 IP) ... with the Nationals, was named the Texas League Pitcher of the Week back-to-back on 5/9 and 5/16, did not allow an earned run in 2.1 innings between 5/1 and 5/2 ... was the Texas League's May Pitcher of the Month right before getting called up to Triple-A.
- 2021: Split the season between Quad Cities (A+) and NW Arkansas (AA), with a break in between to pitch for Team USA at the 2021 WBSC Olympic Baseball Qualifiers ... named an MLB.com Organization All-Star ... among qualified MLB pitchers (96.0 IP), ranked 14th in WHIP, 14th in opponents average (1.98) and 16th in ERA (2.83).

SNK (86-92), CH, CB

CONSECUTIVE BATTERS RETIRED: 0

SCORELESS STREAK: 0.0 IP

- 2023: Appeared in 6 Cactus League games for the Royals in his first MLB Spring Training and went 1-0 with a 4.50 ERA (3 ER in 6.0 IP) and 3 K.
- 2022: Split his first full season in the Twins organization between Wichita (AA) and St. Paul (AAA), earned Minnesota MLB.com Organization All-Star honors as a relief pitcher ... posted a 1.57 ERA (11 ER in 63.0 IP) with 76 strikeouts against 29 walks (10.86 K/9 and 2.62 K/BB) across 50 games between the two levels, the best ERA in 2022 among all MLB relievers that made 50+ appearances and threw a minimum of 60.0 IP.
- 2021: Began the season in the Cardinals organization, acquired by Minnesota via trade on July 30 ... split the year between Peoria (A+), Springfield (AA) and Wichita (AA), combining to pitch in 39 games with a 3-1 record and 3.91 ERA (23 ER in 53.0 IP), striking out 69 with 35 walks ... originally drafted by St. Louis in the 16th Round in 2018.

SNK (88-94), CH, SL

CONSECUTIVE BATTERS RETIRED: 1 (4/18)

SCORELESS STREAK: 0.2 IP (4/18)

- 2023: Appeared in 7 Cactus League games for the Royals and went 1-0 with a 3.52 ERA (3 ER in 7.2 IP) and 10 K to just 1 BB.
- 2022: Made the Opening Day Roster and his MLB debut with Kansas City ... in his first season in the big leagues, started and ended the season with Kansas City ... pitched in 42 games across five stints with the Royals, going 4-2 with a 6.65 ERA (24 ER in 34.1 IP) ... began his career with 5 ... scoreless innings over 6 games, and pitched in 27 of KC's first 56 games during his first stint from Opening Day through 6/9 ... also appeared in 20 games with Omaha (AAA) with a 5.40 ERA (13 ER in 21.2 IP) and 12 scoreless outings.
- 2021: Split the season between NW Arkansas (AA) and Omaha, making a career-high 64 strikeouts and 26 walks ... joined the Storm Chasers a week into the season, returned to NWA on June 6, transferred back to Triple-A on August 24 ... posted a 3.15 ERA in 25 Double-A outings before returning to Omaha.

SNK (93-96), SL

CONSECUTIVE BATTERS RETIRED: 1 (4/19)

SCORELESS STREAK: 0.1 IP (4/19)

- 2023: As a non-roster invitee, appeared in 8 Cactus League games for the Royals and went 2-0 with a 1.93 ERA (2 ER in 9.1 IP) and 15 K to 5 BB.
- 2022: Began the season on Arizona's 40-man roster and opened the year with Amarillo (AA) and made 10 appearances before being promoted to Reno (AAA) ... DFA'd on June 26, and claimed by Kansas City on July 1, but optioned off the 40-man roster at completion of the deal ... in 47 appearances (1 start) across the three affiliates, went 3-2 with a 6.93 ERA (48 ER in 62.1 IP) ... made his Omaha debut 7/3 @ ST. PAUL and made 30 relief appearances with the Chasers, with 34 strikeouts in 35.2 innings (8.6 K/9).
- 2021: Split the season between Amarillo (AA) and Reno (AAA) ... appearing in 34 games (8 starts), combined to go 6-3 with one save, and a 4.60 ERA (40 ER in 78.1 IP), along with 88 strikeouts ... back-to-back Double-A Central Pitcher of the Week to open the season, with a career-best 17.2-inning scoreless streak from May 6 to 23.

CH, CB, 4SFB (90-94), SL

CONSECUTIVE BATTERS RETIRED: 1 (4/20)

SCORELESS STREAK: 0.1 IP (4/20)

- 2023: As a non-roster invitee, appeared in 7 Cactus League games for the Royals and produced a 2.25 ERA (2 ER in 8.0 IP) and 9 K ... 5 of 6 appearances with Omaha have been scoreless, has retired 23 of 29 batters faced (79%).
- 2022: Pitched in 29 games for the St. Louis Cardinals and allowed just 1 run over his first 9 appearances (6.1 IP), but recorded a 7.50 ERA (10 ER in 12.0 IP) in May and a 6.75 ERA (8 ER in 10.2 IP) in June, before being DFA'd on July 2 and released on July 9 ... did not play professional baseball for the rest of the season.
- 2016-22: Over parts of seven seasons in the Major Leagues with Miami, Cleveland and St. Louis, pitched in 287 games (1 start) with a 3.96 ERA (123 ER in 300.1 IP) and 282 strikeouts ... has allowed only 27 of 130 inherited runners to score in his MLB career, and that rate of 20.8% ranks 5th in the Majors since 2016 (min. 275 appearances).

4SFB (88-93), SL, CH, CUT

CONSECUTIVE BATTERS RETIRED: 7 (4/14 to 4/20)

SCORELESS STREAK: 5.0 IP (4/7 to 4/20)

## CAREER HIGHS

IP	7.0	(3x) Last: 5/20/22 vs. Syracuse
K	9	5/30/18 vs. Lake County
BB	4	(6x) Last: 9/25/22 vs. SEATTLE
H	10	(2x) Last: 8/7/21 vs. Hartford
ER	8	(2x) Last: 6/10/18 @ Fort Wayne
NP	97	7/30/18 @ Dayton
IP	3.0	8/31/19 vs. Lansing
K	4	(4x) Last: 9/12/21 @ St. Paul
BB	4	4/10/23 @ TEXAS
H	5	7/4/21 @ Springfield
ER	6	4/10/23 @ TEXAS
NP	38	8/22/18 @ Great Lakes
IP	8.0	6/14/19 @ Columbia
K	10	7/23/19 vs. Potomac
BB	5	(2x) Last: 5/7/22 vs. Columbus
H	10	6/29/22 @ St. Paul
ER	5	(6x) Last: 8/2/22 vs. St. Paul
NP	119	6/14/19 @ Columbia
IP	5.0	(3x) Last: 9/2/18 vs. Potomac
K	8	4/26/19 vs. Greenville
BB	4	7/9/22 vs. Toledo
H	9	8/19/18 vs. Danville
ER	5	7/23/22 vs. Iowa
NP	72	(2x) Last: 9/2/18 vs. Potomac
IP	7.0	(4x) Last: 4/19/23 vs. Gwinnett
K	12	6/25/19 vs. Columbia
BB	6	(2x) Last: 5/25/22 @ ARIZONA
H	9	(3x) Last: 4/13/23 @ Iowa
ER	11	4/13/23 @ Iowa
NP	108	9/3/22 @ DETROIT
IP	8.0	(2x) Last: 8/24/19 @ Frisco
K	10	(2x) Last: 7/3/21 @ St. Paul
BB	5	(3x) Last: 5/31/22 vs. Indianapolis
H	11	(2x) Last: 6/14/22 @ Iowa
ER	9	6/14/22 @ Iowa
NP	107	6/8/19 vs. Fayetteville
IP	3.1	8/1/18 vs. Aberdeen
K	6	8/8/18 vs. Lowell
BB	5	9/12/21 vs. Rochester
H	5	7/2/18 vs. Brooklyn
ER	5	(2x) Last: 9/6/21 vs. TORONTO
NP	53	8/8/18 vs. Lowell
IP	7.1	7/7/22 vs. Toledo
K	12	(2x) Last: 8/1/18 @ Pulaski
BB	6	5/10/22 vs. Wichita
H	10	7/13/21 @ Indianapolis
ER	8	(3x) Last: 9/11/22 vs. Indianapolis
NP	104	7/30/19 vs. Fayetteville
IP	9.0	5/2/15 @ Arkansas
K	10	(2x) Last: 6/3/17 vs. Omaha
BB	4	(5x) Last: 5/1/17 vs. Round Rock
H	11	5/5/15 @ Jupiter
ER	9	7/24/16 vs. LOS ANGELES (NL)
NP	102	(2x) Last: 6/3/17 vs. Omaha
IP	5.0	6/23/19 vs. Greenville
K	6	7/16/19 @ Rome
BB	3	(2x) Last: 6/13/21 @ Frisco
H	5	(5x) Last: 4/8/23 vs. Toledo
ER	8	9/11/21 @ St. Paul
NP	60	6/23/19 vs. Greenville
IP	7.0	(4x) Last: 5/13/22 vs. Wichita
K	9	(3x) Last: 5/13/22 vs. Wichita
BB	6	6/22/22 vs. Columbus
H	7	(4x) Last: 9/12/22 @ St. Paul
ER	7	9/1/22 @ St. Paul
NP	100	(2x) Last: 7/8/22 vs. Toledo
IP	3.0	(5x) Last: 6/18/21 @ Wichita
K	5	(4x) Last: 8/20/21 @ Springfield
BB	3	(3x) Last: 7/22/22 @ Indianapolis
H	5	(3x) Last: 8/12/21 @ Tulsa
ER	4	8/12/21 @ Tulsa
NP	55	8/20/21 @ Springfield
IP	6.0	4/8/18 vs. Charleston
K	5	(2x) Last: 6/30/21 @ Springfield
BB	3	(2x) Last: 8/7/22 vs. St. Paul
H	11	9/2/18 @ Greenville
ER	7	5/14/21 @ Columbus
NP	90	4/13/18 @ Augusta
IP	6.0	(10x) Last: 5/18/21 vs. Midland
K	8	(2x) Last: 5/18/21 vs. Midland
BB	4	(2x) Last: 7/9/21 vs. Las Vegas
H	11	9/1/19 @ Modesto
ER	7	(2x) Last: 5/29/21 @ Corpus Christi
NP	92	6/10/21 vs. Corpus Christi
IP	3.0	(4x) 4/13/17 vs. NEW YORK (NL)
K	5	4/20/13 vs. Charlotte
BB	3	(2x) Last: 9/20/21 vs. KANSAS CITY
H	5	4/20/14 vs. Pensacola
ER	5	7/23/21 vs. TAMPA BAY
NP	48	(2x) Last: 5/16/17 vs. HOUSTON





OMAHA RELIEVERS		ENTRANCE SITUATION			INNING ENTERING THE GAME										INHERITED RUNNERS			1-2-3 INNINGS		
PITCHER	LAST OMA APPEARANCE (IP)	LEAD	TRAIL	TIED	1	2	3	4	5	6	7	8	9	10+	BR INHER.	BR SCORE	% SCORE	TOTAL	POSSIBLE	% 1-2-3
30 Cox, Austin	THU 4/6 vs. Toledo (2.1 IP)	-	-	1	-	-	1	-	-	-	-	-	-	-	3	3	100.0%	0	2	0.0%
24 Dye, Josh	THU 4/13 @ Iowa (1.2 IP)	-	1	-	-	-	1	-	-	-	-	-	-	-	-	-	-	1	1	100.0%
37 Kowar, Jackson	TUE 4/18 vs. Gwinnett (2.1 IP)	1	2	-	-	-	-	-	2	-	1	-	-	-	-	-	-	0	7	0.0%
58 Kriske, Brooks	THU 4/20 vs. Gwinnett (1.0 IP)	1	5	-	-	-	-	-	2	1	1	2	-	-	-	-	-	1	7	14.3%
46 Martinez, Marcelo	TUE 4/11 @ Iowa (3.0 IP)	1	2	-	-	-	1	1	-	-	1	-	-	-	3	2	66.7%	2	6	33.3%
41 Núñez, Andrés	THU 4/20 vs. Gwinnett (1.0 IP)	1	5	-	-	-	-	-	2	4	-	-	-	-	1	1	100.0%	3	5	60.0%
53 Parrish, Drew	SAT 4/1 @ Indianapolis (3.0 IP)	1	-	-	-	-	-	1	-	-	-	-	-	-	-	-	-	2	3	66.7%
47 Sisk, Evan	TUE 4/18 vs. Gwinnett (0.2 IP)	2	5	-	-	-	-	-	-	1	2	2	2	-	4	3	75.0%	1	6	16.7%
43 Snider, Collin	WED 4/19 vs. Gwinnett (2.0 IP)	1	3	1	-	-	-	-	-	-	-	5	-	-	1	1	100.0%	1	5	20.0%
44 Weiss, Ryan	THU 4/20 vs. Gwinnett (1.0 IP)	3	3	-	-	-	-	-	-	-	2	2	2	-	-	-	-	0	5	0.0%
62 Wittgren, Nick	THU 4/20 vs. Gwinnett (1.0 IP)	5	2	-	-	-	-	-	1	1	1	2	2	-	2	0	0.0%	4	8	50.0%
Staumont, Josh	WED 4/12 @ Iowa (1.0 IP)	2	2	-	-	-	-	-	-	-	-	-	4	-	-	-	-	1	4	25.0%
Taylor, Josh	WED 4/12 @ Iowa (1.0 IP)	3	2	-	-	-	-	-	-	1	2	1	1	-	2	2	100.0%	1	5	20.0%
		-	-	-	-	-	-	-	-	-	-	-	-	-	-	-	-	-	-	-
		21	32	2	0	0	3	2	7	8	10	14	11	0	16	12	75.0%	17	64	26.6%

OMAHA STARTING PITCHER SPLITS						1st PITCH STRIKES			1-2-3 INNINGS			OMAHA STARTERS VS. RELIEVERS		
PITCHER	GS	W-L	TEAM W-L	R SUPPORT	SUPPORT/START	FPS	TBF	% FPS	TOTAL	POSSIBLE	% 1-2-3	STARTERS	RELIEVERS	
21 Mayers, Mike	4	0-1	1-3	1	0.25	42	80	52.5%	5	17	29.4%	1-7	W-L	6-2
60 Heasley, Jonathan	4	1-2	2-2	12	3.00	56	90	62.2%	4	19	21.1%	7.29	ERA	5.50
50 Castillo, Max	3	0-3	0-3	5	1.67	46	67	68.7%	3	13	23.1%	66.2	INNINGS	75.1
31 Cox, Austin	2	0-0	2-0	7	3.50	18	27	66.7%	3	7	42.9%	80 (15)	HITS (HR)	83 (9)
53 Parrish, Drew	2	0-0	2-0	10	1.00	20	32	62.5%	3	7	42.9%	59 (54)	R (ER)	51 (46)
37 Kowar, Jackson	1	0-1	0-1	1	5.00	9	14	64.3%	0	2	0.0%	31	BB	37
	16			36	2.25	191	310	61.6%	18	65	27.7%	62	K	80
												1.67	WHIP	1.59
												.295	AVG	.279

OMAHA STARTING PITCHER/CATCHER MATCHUPS																																						
PITCHER	FREDDY FERMIN							LOGAN PORTER							JAKSON REETZ							TOTALS																
	GS	W-L	ERA	IP	ER	BB	SO	GS	W-L	ERA	IP	ER	BB	SO	GS	W-L	ERA	IP	ER	BB	SO	GS	W-L	ERA	IP	ER	BB	SO	GS	W-L	ERA	IP	ER	BB	SO			
21	Mayers, Mike	3	0-1	10.50	12.0	14	6	9	-							1	0-0	1.80	5.0	7	1	6	-							4	0-1	7.94	17.0	15	7	15		
60	Heasley, Jonathan	3	1-1	11.68	12.1	16	8	11	1	0-1	3.86	7.0	3	0	7	-							-	-							4	1-2	8.84	19.1	19	8	18	
50	Castillo, Max	2	0-2	7.71	9.1	8	5	4	1	0-1	6.23	4.1	4	1	1	-							-	-							3	0-3	7.24	13.2	11	6	5	
31	Cox, Austin	-							2	0-0	2.57	7.0	2	3	10	-							-	-							2	0-0	2.57	7.0	2	3	10	
53	Parrish, Drew	2	0-0	3.86	7.0	3	3	11	-							-	-							-	-							2	0-0	3.86	7.0	3	3	11
37	Kowar, Jackson	1	0-1	13.50	2.2	4	4	3	-							-	-							-	-							1	0-1	13.50	2.2	4	4	3
	Relievers	-	4-1	5.15	50.2	29	27	53	-	2-0	5.60	17.2	12	5	19	-	0-1	7.71	7.0	10	5	8	-	-	-	-	-	-	-	6-2	5.50	75.1	46	37	80			
TOTALS		11	5-6	7.09	94.0	74	53	91	4	2-2	4.75	36.0	19	9	37	1	0-1	5.25	12.0	7	6	14	-							16	7-9	6.34	142.0	100	68	142		
		CS/ATT	3/9		PCT	33.3%		CS/ATT	1/4		PCT	25.0%		CS/ATT	/		PCT	0.0%		CS/ATT	/		PCT	0.0%		CS/ATT	4/13		PCT	30.8%								

OMAHA CATCHER PITCHING STATS																									
CATCHERS		W	L	ERA	GS	SV	IP	H	R	ER	HR	HB	BB	IBB	SO	WHIP	AVG	WP	GDP	TBF	SB	CS	ATT	%CS	PB
4	Freddy Fermin	5	6	7.09	11	2	94.0	110	79	74	16	7	53	1	91	1.73	.291	6	8	446	6	3	9	33.33%	2
14	Logan Porter	2	2	4.75	4	0	36.0	36	21	19	7	4	9	0	37	1.25	.263	0	8	150	3	1	4	25.0%	0
25	Jakson Reetz	0	1	5.25	1	0	12.0	17	10	7	1	2	6	0	14	1.92	.321	1	2	61	0	0	0	--	0

AUTOMATIC BALLS CALLED ON OMAHA PITCHERS (4)					
DATE	PITCHER (# IN '23)	INNING	UMPIRE	COUNT AT CALL	BATTER RESULT (COUNT)
1. April 4 vs. Toledo	Marcelo Martinez (1)	▲ 7	Dane Poncsak	0-0	Strikeout Swinging (1-2)
2. April 9 vs. Toledo	Max Castillo (1)	▲ 3	Cody Oakes	0-0	Strikeout Swinging (3-2)
3. April 18 vs. Gwinnett	Mike Mayers (1)	▲ 5	Takahito Matsuda	0-0	Flyout, F7 (1-0)
4. April 20 vs. Gwinnett	Max Castillo (2)	▲ 4	Ben Phillips	0-0	Walk (3-1)
5.					
6.					
7.					
8.					
9.					
10.					

FASTEST STORM CHASERS PITCHES									
	MPH	PITCHER	DATE	INNING	BATTER	PITCH TYPE	RPM	COUNT	RESULT
1.	99.3	Jackson Kowar	4/18 vs. Gwinnett	▲ 7	Justin Dean	4-seam FB	2,193	2-2	Called Ball
2.	99.1	Josh Staumont	4/9 vs. Toledo	▲ 9	Jermaine Palacios	Sinker	2,300	2-2	Strikeout
3.	99.0	Jackson Kowar	4/18 vs. Gwinnett	▲ 7	Justin Dean	4-seam FB	2,150	3-2	Walk
4.	98.9	Josh Staumont	4/6 vs. Toledo	▲ 9	Jermaine Palacios	Sinker	2,402	3-2	Foul Ball
5.	98.8	Josh Staumont	4/9 vs. Toledo	▲ 9	Michael Papierski	4-seam FB	2,253	0-2	Called Ball
6.	98.1	Josh Staumont	4/9 vs. Toledo	▲ 9	Jermaine Palacios	Sinker	2,241	0-0	Called Ball
	98.1	Josh Staumont	4/9 vs. Toledo	▲ 9	Michael Papierski	Sinker	2,327	0-0	Swinging Strike
8.	98.0	Josh Staumont	4/6 vs. Toledo	▲ 9	Jonathan Davis	Sinker	2,349	3-2	Fielders Choice
9.	97.9	Jackson Kowar	4/12 @ Iowa	▼ 6	Sergio Alcántara	4-seam FB	2,178	0-2	Single
10.	97.8	Jackson Kowar	4/18 vs. Gwinnett	▲ 7	Magneuris Sierra	4-seam FB	2,185	3-2	Field Out
	97.8	Jackson Kowar	4/12 @ Iowa	▼ 6	Levi Jordan	4-seam FB	2,144	1-1	Foul Ball
	97.8	Josh Staumont	4/6 vs. Toledo	▲ 9	Jermaine Palacios	Sinker	2,275	3-2	Foul Ball



## PLAYER

## QUICK NOTES

## CAREER HIGHS

## 19 CJ ALEXANDER

INFIELD/OUTFIELD • R/L • 6'3" • 215 • 7/16/1996 (26)  
Traded from Atlanta – 7/11/2022  
Born: Merrillville, Indiana • Resides: Surprise, Arizona

- 2023: Appeared in 17 Cactus League games for the Royals and slashed .391/.462/.783 (9-for-23) with 4 XBH (2 HR) and 6 RBI ... has made first 4 starts of his career in RF this season, 4 of his 5 career starts in the OF.
- 2022: Began year with Mississippi Braves (AA) in the Southern League, traded with 2 players to KC from Atlanta on 7/11, assigned to NW Arkansas ... in 114 total games, tied 6th in Double-A in RBI (87), tied 10th in HR (25) ... set career highs in games played, 2B (18), HR, RBI, and SB (19). Double-A leader in Aug. in RBI (29), tied 1st in league in HR (8).
- 2018-21: Played 182 games in the Braves' system, between R, A, A+ and AA ... slashed .229/.310/.374 (144-for-628) with 14 HR and 66 RBI ... began and ended 2019 in Double-A with Mississippi, spent July in High-A with the Florida Fire Frogs ... played 87 games in Double-A with league-champion Mississippi in 2021.
- MISC: Brother Blaze is prospect in the Diamondbacks system, a 2022 Texas League Postseason All-Star with Amarillo, added to the D-backs' 40-man roster in November 2022.

## HIT STREAK:

ON-BASE BASE STREAK: 2 Games (4/14 to 4/18). 125 (1-for-8), 1 BB

## 16 DAIRON BLANCO

OUTFIELDER • R/R • 6'0" • 200 • 4/26/1993 (29)  
Traded from Oakland – 7/27/2019  
Born: Florida, Cuba • Resides: Miami, Florida

- 2023: As a non-roster invitee, appeared in 16 Cactus League games for the Royals and slashed .310/.412/.724 (9-for-29) with 6 XBH (3 2B, 3 HR) and 5 RBI ... went 7-for-14 @ Indy last weekend with 6 1B and 1 HR ... went 2-for-21 vs. TOL last week, including 0-for-17 stretch ... leads team with 8 steals.
- 2022: Played in 107 games for Omaha (AAA) but also appeared in five games with Kansas City from May 19 to June 3 ... slashed .301/.367/.486 (110-for-366) for Omaha and led the team in batting average while stealing a career-high 45 bases in Triple-A, a Storm Chasers single-season record ... made his MLB debut May 20 vs. Minnesota, went 2-for-7 over five games ... in September, slashed .436/.480/.649 (41-for-94) with 12 XBH (7 2B, 3 3B, 3 HR), 23 RBI and 11 SB, led the league in AVG, OBP and hits in the last month.
- 2021: Split the season between NW Arkansas (AA) and Omaha (AAA), slashing a combined .277/.350/.441 (117-for-422) across 117 games with a career-best 41 stolen bases, while hitting 14 home runs and driving in 53 runs ... his 41 steals ranked 12th in MiLB and second in the Royals organization, behind Tyler Tolbert (55).

## HIT STREAK:

ON-BASE BASE STREAK:

## 3 TUCKER BRADLEY

OUTFIELDER • L/L • 6'0" • 195 • 5/6/1998 (24)  
Signed 6/23/2020 as an Undrafted Free Agent (Georgia)  
Born/Resides: Chickamauga, Georgia

Ranked by MLB Pipeline as the No. 28 Royals prospect

- 2023: Appeared in 18 Cactus League games for the Royals and slashed .273/.346/.545 (6-for-22) with 2 HR and 6 RBI ... hit first Triple-A HR in 6th inning on 4/12 @ IOW, 2-run HR ... hit pinch-hit 2-run 2B in win on 4/14 and had 3 RBI off the bench in comeback win.
- 2022: Spent the entire season with NW Arkansas (AA) and reached base in 90 of 109 games (82.57%), reached base multiple times in team-best 56 games ... 1st on team with 33 multi-hit games ... 2 of 12 home runs this season were grand slams, on 4/23 @ Frisco and 5/12 vs. Wichita, both in 5th inning, first two of his pro career ... reached base at least twice in seven straight games from 7/26 to 8/2 ... homered in three straight games, 8/30 to 9/2 ... season-high 12-game on-base streak from 6/24 to 7/9.
- 2021: Began his professional career splitting the year between Columbia (A) and Quad Cities (A+), .380 OBP ranked fourth among qualified Royals Minor Leaguers.

## HIT STREAK:

ON-BASE BASE STREAK:

## 17 ANGELO CASTELLANO

INFILDER • R/R • 6'0" • 165 • 1/13/1995 (28)  
Signed 7/16/2011 as an International Free Agent  
Born/Resides: San Diego, Venezuela

- 2023: Appeared in 12 Cactus League games for the Royals and went 1-for-12 (.083) with 1 RBI and 1 BB ... hits in 7 of 10 games, reached base in his first 9 games of the season.
- 2022: In his 11th year as a member of the Royals' organization, began the year with Omaha, but assigned to NW Arkansas (AA) on 8/9 and finished the season with the Nationals ... over 59 games with the Storm Chasers, slashed .218/.318/.316 (38-for-174) while playing six different positions (1B, 2B, 3B, SS, LF & RF) ... made at least 10 starts at each SS (150.2 innings), 3B (121.0 innings) and 1B (115.0 innings) ... snapped 0-for-27 stretch with Nationals on 8/21 vs. San Antonio ... 15-for-67 over last 20 games after hitless streak ended ... played 800th MLB game (all in Royals system) on 9/15 vs. Frisco, entered as defensive replacement.
- 2011-2023: Has played 803 games in the Royals' minor league system, slashing .232/.311/.312 (606-for-2610), with 29 HR and 271 RBI ... 2013 Dominican Royals Player of the Year ... 143 games with Omaha between 2021 and 2023, hitting .226 over 80 games in 2021 after an early-season promotion from Double-A.

## HIT STREAK:

ON-BASE BASE STREAK:

## 11 MAIKEL GARCIA

INFILDER • R/R • 6'0" • 185 • 3/3/2000 (23)  
Signed 7/27/2016 as an International Free Agent  
Born/Resides: La Sabana, Venezuela

Ranked by MLB Pipeline as the No. 3 Royals prospect ... Ranked by Baseball America as the No. 6 Royals prospect

- 2023: Appeared in 14 Cactus League games for the Royals and slashed .324/.343/.471 (11-for-34) with 3 XBH (1 HR) and 6 RBI, with 8 starts at SS and 2 in CF ... opened the season 6-for-14 @ Indy with 8 RBI in 3 games ... has driven in at least one run in 8 of 15 games he's played, including the first 5 this year.
- 2022: Began season in NW Arkansas (AA), made MLB debut on 7/15 @ Toronto, ended season in Omaha (AAA) ... produced a Nationals-best 14-game hitting streak from 4/27 to 5/12: hit .397, .970 OPS ... ranked 8th in Texas League with 27 steals, 39 total in 2022 when including Omaha games ... recalled by KC 7/14 for series @ Toronto, went 0-for-1 and appeared in game on 7/15, then optioned to NWA on 7/18, recalled to KC on 7/28, optioned to Omaha 8/4, recalled on 8/15, optioned 8/18 ... played in 40 Triple-A games.
- 2021: Split season between 47 (A), and Quad Cities (A+), slashed .291/.380/.405 (120-for-480) between the two levels ... added to KC 40-man roster on 11/9/21.

## HIT STREAK:

ON-BASE BASE STREAK: 4 Games (4/13 to 4/20). 313 (5-for-16), 3 BB

## 28 TYLER GENTRY

OUTFIELDER • R/R • 6'2" • 215 • 2/1/1999 (24)  
2020 MLB Draft – Round 3 (Alabama)  
Born: Memphis, Tenn. • Resides: Arlington, Tenn.

Ranked by MLB Pipeline as the No. 8 Royals prospect ... Ranked by Baseball America as the No. 7 Royals prospect

- 2023: As a non-roster invitee, appeared in 17 Cactus League games for the Royals and slashed .188/.333/.344 (6-for-32) with 3 XBH (1 HR) and 2 RBI ... has hits in 6 of 9 games so far this season ... hit first Triple-A HR in 6th inning on 4/5 vs. TOL, 3-run HR.
- 2022: Began season in Quad Cities (A+), assigned to NW Arkansas 6/14, named Nationals Player of the Year ... ranked 8th in MiLB in batting average (.326) ... Royals org leader in AVG (.326), SLG (.542) and OPS (.964), 2nd in OBP (.422) ... drove in at least one run in 36 of 73 games since joining the Nationals, reached base in 64 of 73 games (87.67%) ... Texas League POTW week of 6/27 - 7/3, hit .435 (10-for-23) with 6 XBH (2 2B, 4 HR), 11 RBI, 1.543 OPS ... reached in 28 straight games, 7/30 to 9/3, with .485 OBP.
- 2021: Spent his first pro season in Quad Cities (A+), played everyday for the first two months of the season ... placed on the 7-Day injured list on 7/14 and then the 60-Day IL 8/2.

## HIT STREAK:

ON-BASE BASE STREAK: 6 Games (4/12 to 4/20). 167 (3-for-18), 8 BB, 2 HBP

## 13 NICK LOFTIN

INFILDER/OUTFIELD • R/R • 6'1" • 200 • 10/6/1995 (26)  
2020 MLB Draft – Round 1/32nd Overall (Baylor)  
Born: Corpus Christi, Texas • Resides: Surprise, Ariz.

Ranked by MLB Pipeline as the No. 4 Royals prospect ... Ranked by Baseball America as the No. 8 Royals prospect

- 2023: As a non-roster invitee, appeared in 19 Cactus League games for the Royals and slashed .156/.206/.438 (5-for-32) with 5 XBH (3 2B, 2 HR) and 6 RBI ... went 8-for-17 vs. Iowa last week, with 4 XBH and 7 RBI in 4 games.
- 2022: Began the season in NW Arkansas (AA) and reached in 76 of 88 games, had hits in 65 of 88 games ... tied club record with 3 doubles on 5/4 @ Springfield and had the first four-hit game of the season 7/15 @ Corpus Christi, went 4-for-5 with two doubles and career-best 11th HR of the year ... played at least 3 games at 5 positions with the Royals, slashed .184/.271/.386 (29-for-158) with seven home runs, 20 runs batted in and 19 walks, with 39 starts 1 B, 6 in LF, 1 in RF ... hit walk-off HR for KC on August 6 vs. BOS.
- 2021: Split the season between NW Arkansas (AA) and Omaha, playing 124 games between the Nationals and Chasers, promoted to Triple-A on July 18 ... played in the 2021 SiriusXM All-Star Futures Game, named a Baseball America Minor League All-Star following the season, also earned a Minor League Rawlings Gold Glove Award at 1B.
- MISC: Recorded a bases-loaded, walk-off single to defeat Japan and win the 2011 Little League World Series for Huntington Beach (West/California).

## HIT STREAK:

ON-BASE BASE STREAK:

## 14 LOGAN PORTER

CATCHER/INFILDER • R/R • 6'0" • 200 • 7/12/1995 (27)  
Signed 6/21/2018 as an Undrafted Free Agent (Dixie State)  
Born: Phoenix, Texas • Resides: Surprise, Ariz.

- 2023: As a non-roster invitee, appeared in 18 Cactus League games for the Royals and slashed .348/.444/.435 (8-for-23) with 2 2B, 4 RBI and 3 BB ... third two-homer game of career on 4/5 vs. Toledo, solo shots in 6th and 8th innings ... 5 HR in 11 games played this season, hits in first 7 games played, has reached base in all 11 games he's played.
- 2022: Began the season in NW Arkansas (AA) and reached in 66 of 77 games, reached multiple times in 49 games ... assigned to Omaha (AAA) on 8/9 and finished season with Storm Chasers, appeared in 35 games (33 at 1B) and hit .301 (34-for-113) with 3 HR and 17 RBI ... combining numbers between Nationals and Chasers, ranked 3RD in MiLB in ON-BASE PERCENTAGE (.442) ... combining his AA & AAA numbers, was the Royals system leader in OBP (.442), 2nd in OPS (.918), 3rd in batting average (.301)
- 2021: Spent the season with Quad Cities (A+) and slashed .289/.374/.464 (103-for-356) across 90 games, named an MiLB.com Organization All-Star at third base ... won the High-A East Central batting title with a .289 average ... hit for the cycle on 8/1, going 5-for-6 at the plate with a walk-off homer in the ninth to complete the cycle.
- MISC: Grew up down the street from Surprise Stadium, was a dubber for the AZL Royals the summer of 2011 while in high school, also caught bullpens for the team.

## HIT STREAK:

ON-BASE BASE STREAK: 11 Games (4/1 to 4/20). 333 (13-for-39), 7 BB

## 32 NICK PRATTO

INFILDER/OUTFIELD • L/L • 6'1" • 230 • 10/6/1998 (24)  
2017 MLB Draft – Round 1/14th Overall (HS)  
Born/Resides: Huntington Beach, Calif.

- 2023: Appeared in 14 Cactus League games for the Royals and slashed .324/.385/.471 (11-for-34) with 3 2B, 4 RBI and 4 BB ... called up to KC 4/5, optioned to OMA 4/6, went 1-for-7 in two games vs. TOR, playing LF and RF.
- 2022: Spent most of the season with Omaha, playing 82 Triple-A games, also appeared in 19 games with Kansas City across two stints ... in 49 games in the majors with the Royals, slashed .184/.271/.386 (29-for-158) with seven home runs, 20 runs batted in and 19 walks, with 39 starts 1 B, 6 in LF, 1 in RF ... hit walk-off HR for KC on August 6 vs. BOS.
- 2021: Split the season between NW Arkansas (AA) and Omaha, playing 124 games between the Nationals and Chasers, promoted to Triple-A on July 18 ... played in the 2021 SiriusXM All-Star Futures Game, named a Baseball America Minor League All-Star following the season, also earned a Minor League Rawlings Gold Glove Award at 1B.
- MISC: Recorded a bases-loaded, walk-off single to defeat Japan and win the 2011 Little League World Series for Huntington Beach (West/California).

HIT STREAK: 2 Games (4/19 to 4/20). 286 (3-for-7), 1 2B, 1 HR

ON-BASE BASE STREAK: 2 Games (4/19 to 4/20). 286 (3-for-7)

## 25 JAKSON REETZ

CATCHER • R/R • 6'0" • 215 • 1/3/1996 (27)  
Signed 12/12/2022 as a Minor League Free Agent  
Born: Hickman, Neb. • Resides: Elkhorn, Neb.

- 2023: As a non-roster invitee, appeared in 12 Cactus League games for the Royals and slashed .227/.320/.455 (5-for-22) with 2 2B, 1 HR and 6 RBI ... hit his first professional grand slam in 5th inning on 4/1 @ IND.
- 2022: Signed with Milwaukee in December 2021 and after beginning the year with Biloxi (AA), earned a mid-July promotion to Nashville AAA and ended the year with Omaha (AAA) ... across the three teams, slashed .264/.359/.575 (97-for-364) over 104 games, with 30 HR and 82 RBI ... 25 HR in the Brewers system led all hitters in the organization ... despite playing just 62 games with the Shuckers, named the Double-A Southern League's Most Valuable Player and the league's Postseason All-Star at catcher.
- 2014-2021 Over 7 Minor League seasons, played 472 games in the Washington Nationals organization and made his MLB debut with the Nationals in July 2021 ... in 2019, was named a Carolina League midseason All-Star and MiLB Organizational All-Star for the Nationals ... named a Baseball America Rookie All-Star in 2014, playing for the GCL Nationals.

## HIT STREAK:

ON-BASE BASE STREAK:

Ranked by MLB Pipeline as the No. 21 Royals prospect ... Ranked by Baseball America as the No. 24 Royals prospect

- 2023: Appeared in 13 Cactus League games for the Royals and slashed .360/.414/.760 (9-for-25) with 5 XBH and 7 RBI ... opened the regular season with four (4) straight two-hit games, has 7 multi-hit games of 16 games played this season ... 21 hits are tied for 8th in the league ... has hit 1st in order every game for Omaha, a .300 hitter (14-for-30) when leading off innings.
- 2022: Began the season in the Blue Jays organization with Buffalo (AAA) and appeared in 70 games before being acquired by Kansas City at the 2022 Trade Deadline with RHP Max Castillo in exchange for lefty Merrifield, but did not play the rest of the season due to a preexisting injury (left oblique strain) ... assigned to the Surprise Saguaros in the Arizona Fall League after the conclusion of the Minor League season, appeared in 21 games and tied 4th in the league with 9 SB ... added to KC 40-man roster on 11/10/22.
- 2021 Spent the entire season with New Hampshire (AA) and was named an MiLB.com Organization All-Star in the outfield for Toronto ... traded from CLE to TOR on 7/31/2017.

## HIT STREAK:

ON-BASE BASE STREAK: 10 Games (4/7 to 4/20). 273 (12-for-44), 3 BB, 1 HBP

## 0 SAMAD TAYLOR

INFILDER/OUTFIELD • R/R • 5'10" • 160 • 7/11/1998 (24)  
Traded from Toronto – 8/2/2022  
Born: Corona, Calif. • Resides: Sioux Falls, S.D.





So Nice, They Did It Twice (Or More)		Multi-Hit Games					Multi-Run Games					Multi-RBI Games					Multi-BB Games					Multi-K Games					Multi-SB Games					
		2	3	4	5+	T	2	3	4	5+	T	2	3	4	5+	T	2	3	4	5+	T	2	3	4	5+	T	2	3	4	5+	T	
19	Alexander, CJ	2	2	-	-	4	1	1	-	-	2	1	-	-	-	1	-	-	-	-	-	5	-	-	-	-	5	-	-	-	-	-
16	Blanco, Dairon	1	2	-	-	3	2	-	-	-	2	-	-	-	-	-	1	-	-	-	1	1	2	-	-	3	-	-	-	-	-	
3	Bradley, Tucker	2	1	-	-	3	2	1	-	-	3	1	1	-	-	2	2	-	-	-	2	-	-	-	-	-	1	-	-	-	1	
17	Castellano, Angelo	1	-	-	-	1	3	-	-	-	3	-	-	-	-	-	1	-	-	-	1	-	1	-	-	1	-	-	-	-	-	
	Fermin, Freddy	-	1	1	-	2	3	1	-	-	4	2	-	-	1	3	2	-	-	-	2	2	1	-	-	3	-	-	-	-	-	
11	Garcia, Maikel	4	1	-	-	5	2	-	-	-	2	2	2	-	-	4	3	1	-	-	4	2	-	-	-	2	-	-	-	-	-	
28	Gentry, Tyler	3	-	-	-	3	1	1	-	-	2	1	1	-	-	2	2	1	-	-	3	2	3	-	-	5	-	-	-	-	-	
13	Loftin, Nick	3	1	-	-	4	-	-	-	-	-	-	3	-	-	3	-	-	-	-	-	2	-	-	-	2	-	-	-	-	-	
14	Porter, Logan	1	1	-	-	2	2	-	-	-	2	3	-	-	-	3	1	1	-	-	2	4	1	-	-	5	-	-	-	-	-	
32	Pratto, Nick	-	1	-	-	1	1	-	-	-	1	1	-	-	-	1	2	-	-	-	2	2	-	-	-	2	-	-	-	-	-	
25	Reetz, Jakson	-	1	-	-	1	-	-	-	-	-	-	-	-	1	1	1	-	-	-	1	1	-	-	-	1	-	-	-	-	-	
0	Taylor, Samad	6	1	-	-	7	3	-	-	-	3	2	2	-	-	4	1	-	-	-	1	6	-	-	-	6	1	-	-	-	1	
		23	12	1	0	36	20	4	0	0	24	13	9	0	2	24	16	3	0	0	19	27	8	0	0	35	2	0	0	0	2	

			HITTING STREAKS											ON-BASE STREAKS													
PLAYER	CURRENT	LONGEST	DATES/RESULTS											CURRENT	LONGEST	DATES/RESULTS											
			START	END	AVG	2B	3B	HR	RBI	OPS	START	END	AVG			2B	HR	BB	HBP	OBP							
19 Alexander, CJ	-	3	4/6	4/8	.462 (6-13)	2	0	2	4	1.539	2	5	4/6	4/12	.364 (8-22)	3	3	1	0	.391							
16 Blanco, Dairon	-	5	4/9	4/19	.353 (6-17)	3	0	0	0	1.005	-	5 (2x)	4/9	4/19	.353 (6-17)	3	0	2	2	.476							
3 Bradley, Tucker	-	3	4/6	4/8	.500 (4-8)	0	1	0	0	1.417	-	5	4/6	4/12	.364 (8-22)	3	3	1	0	.391							
17 Castellano, Angelo	-	3 (2x)	4/14	4/19	.375 (3-8)	1	0	0	1	.833	-	9	4/1	4/19	.320 (8-25)	2	2	6	0	.438							
Fermin, Freddy	-	6	4/7	4/18	.545 (12-22)	2	0	3	8	1.610	7	7	4/7	4/20	.500 (12-24)	2	3	3	0	.556							
11 Garcia, Maikel	-	5	3/31	4/5	.450 (9-20)	3	0	1	10	1.288	4	9	3/31	4/9	.353 (12-34)	3	1	10	0	.489							
28 Gentry, Tyler	-	5	4/5	4/9	.350 (7-20)	1	0	1	6	.967	6	9	3/31	4/9	.289 (11-38)	2	1	6	0	.378							
13 Loftin, Nick	-	6	4/5	4/14	.417 (10-24)	2	0	3	8	1.298	-	6	4/5	4/14	.417 (10-24)	2	3	1	0	.423							
14 Porter, Logan	-	7	4/1	4/12	.370 (10-27)	2	0	4	7	1.268	11	11	4/1	4/20	.333 (13-39)	4	5	6	0	.413							
32 Pratto, Nick	2	2	4/19	4/20	.286 (2-7)	1	0	1	3	1.079	2	4	3/31	4/4	.250 (4-16)	0	0	5	0	.429							
25 Reetz, Jakson	-	-	-											-	-	-											
0 Taylor, Samad	-	6	4/7	4/13	.345 (10-29)	3	0	1	7	.897	10	10	4/7	4/20	.273 (12-44)	3	1	3	1	.333							

BOLD indicates longest streak in 2023 among active players

Italics indicates longest personal streak is active

PITCHES/PLATE APPEARANCE & PLATE APPEARANCE DEPTH									PINCH-HITTING LOG (3)					
PLAYER	AVG. P/PA	TOTAL PA	TOTAL P	LONGEST PA (#)	DATE	INN.	PITCHER	RESULT	#	DATE	INNING	PINCH HITTER	HITTING FOR	RESULT
19 Alexander, CJ	3.96	50	198	8 (2x)	4/9 vs. TOL	▼ 3	Alex Faedo (TOL)	Flyout (F7)	1.	4/5 vs. Toledo	▼ 9	CJ Alexander	Angelo Castellano	Fielder's Choice (4-6)
16 Blanco, Dairon	3.67	60	220	8	4/8 vs. TOL	▼ 2	Michael Lorenzen (TOL)	Strikeout Looking	2.	4/14 @ Iowa	▲ 8	Tucker Bradley	Angelo Castellano	2-RBI Double
3 Bradley, Tucker	3.80	41	156	7 (3x)	4/12 @ IOW	▲ 8	Anthony Kay (IOW)	Strikeout Swinging	3.	4/18 vs. Gwinnett	▼ 9	Tucker Bradley	Angelo Castellano	Strikeout Looking
17 Castellano, Angelo	4.50	36	162	10	4/18 vs. GWN	▼ 3	Michael Soroka (GWN)	Strikeout Swinging	4.					
Fermin, Freddy	3.76	49	184	8	4/20 vs. GWN	▼ 5	Grant Holmes (GWN)	RBI Walk	5.					
11 Garcia, Maikel	4.27	74	316	10	4/12 @ IOW	▲ 3	Riley Thompson (IOW)	Strikeout Swinging	6.					
28 Gentry, Tyler	4.42	78	345	8 (2x)	4/14 @ IOW	▲ 9	Anthony Kay (IOW)	Strikeout Swinging	7.					
13 Loftin, Nick	3.47	58	201	8 (2x)	4/14 @ IOW	▲ 8	Manuel Rodriguez (IOW)	Groundout (3-1)	8.					
14 Porter, Logan	4.67	46	215	8 (2x)	4/20 vs. GWN	▼ 4	Jared Shuster (GWN)	Walk	9.					
32 Pratto, Nick	4.32	56	242	8 (4x)	4/9 vs. TOL	▼ 2	Alex Faedo (TOL)	Flyout (F7)	10.					
25 Reetz, Jakson	3.50	18	63	6	4/9 vs. TOL	▼ 8	Jace Fry (TOL)	Walk	11.					
0 Taylor, Samad	3.49	78	272	8	4/20 vs. GWN	▼ 9	Kyle Wilcox (GWN)	Walk	12.					
4.00 644 2,574									13.					
									14.					
									15.					

Omaha Pinch Hitters: 1-for-3, 2B, 2 RBI

Most-Used Pinch Hitter:

Tucker Bradley (1x)

Most Frequently Pinch-Hit For:

Angelo Castellano (3x)

HIGHEST STORM CHASERS EXIT VELOCITIES						
MPH	PITCHER	DATE	INNING	PITCHER	PITCH TYPE	DST (FT) COUNT RESULT
1.	115.3	CJ Alexander	4/7 vs. Toledo	▼ 1	Reese Olson	Changeup 291 1-2 Double
2.	109.6	Dairon Blanco	4/7 vs. Toledo	▼ 5	Kervin Castro	4-seam FB 18 0-0 Grounded Into DP
3.	108.0	Dairon Blanco	4/8 vs. Toledo	▼ 3	Will Vest	Slider 311 0-2 Field Out
4.	107.3	Nick Loftin	4/14 @ Iowa	▲ 3	Brendon Little	Sinker 145 2-2 Single
5.	107.2	Freddy Fermin	4/14 @ Iowa	▲ 8	Nick Burdi	Sinker 371 1-1 Double
6.	106.9	Tucker Bradley	4/7 vs. Toledo	▼ 4	Reese Olson	Changeup 107 1-1 Single
7.	106.7	Maikel Garcia	3/31 @ Indianapolis	▲ 9	Cam Alldred	Slider 58 2-2 Fielders Choice
8.	106.6	Logan Porter	4/1 @ Indianapolis	▲ 4	Caleb Smith	4-seam FB 417 2-2 Home Run
9.	106.5	Dairon Blanco	4/19 vs. Gwinnett	▼ 2	Beau Burrows	4-seam FB 72 1-0 Single
106.5	Tyler Gentry	4/5 vs. Toledo	▼ 6	Tyler Holton	Cutter 417 2-0 Home Run	

AUTOMATIC STRIKES CALLED ON OMAHA HITTERS (1)					
DATE	INNING	UMPIRE	HITTER	COUNT AT CALL	BATTER RESULT (COUNT)
1.	4/12 @ Iowa	▲ 9	Tom Hanahan	Samad Taylor (1)	0-1 Single (0-2)
2.					
3.					
4.					
5.					
6.					
7.					

[illegible]

## HOME RUN BREAKDOWN

[illegible]

## INNING DISTRIBUTION

1st Inning	2nd Inning	3rd Inning	4th Inning	5th Inning	6th Inning	7th Inning	8th Inning	9th Inning	10th Inning	11th Inning
1	3	4	5	4	4	1	4	-	-	-

## NOTABLE STORM CHASERS HOME RUNS

BACK-TO-BACK HOMERS (1)		2-HOMER GAMES (2)		3-HOMER GAMES (0)		GRAND SLAMS (2)	
PLAYERS	DATE/OPPONENT (INN.)	PLAYER (CAREER NO.)	DATE/OPPONENT	PLAYER (CAREER NO.)	DATE/OPPONENT	PLAYER (CAREER NO.)	DATE/OPPONENT (INN.)
Tyler Gentry & Logan Porter	4/5 vs. Toledo (6th)	Logan Porter (3rd)	4/5 vs. Toledo			Jakson Reetz (1st)	4/1 @ Indianapolis (5th)
		Freddy Fermin (4th)	4/8 vs. Toledo			Freddy Fermin (3rd)	4/8 vs. Toledo (3rd)

LEADOFF HOMERS (0)		INSIDE-THE PARK HOMERS (0)		PINCH-HIT HOMERS (0)		WALK-OFF HOMERS (0)	
PLAYER (CAREER NO.)	DATE/OPPONENT	PLAYER (CAREER NO.)	DATE/OPPONENT (INN.)	PLAYER (CAREER NO.)	DATE/OPPONENT (INN.)	PLAYER	DATE/OPPONENT

HOME RUN SITUATION	# OF	DATE OF LAST	BATTER ('23 HR #)	PITCHER	COUNT	RUNNERS ON	OUTS	INNING	SCORE @ HR	FINAL
GO-AHEAD HOME RUN	5	April 12 @ Iowa	CJ Alexander (3)	Riley Thompson	1-0	0	0	▲ 2	2-1	10-6
GAME-TYING HOME RUN	2	April 19 vs. Gwinnett	Nick Pratto (1)	Beau Burrows	1-2	0	0	▼ 2	1-1	2-6

## NOTABLE OPPOSING HOME RUNS

BACK-TO-BACK HOMERS (0)		2-HOMER GAMES (0)		3-HOMER GAMES (0)		GRAND SLAMS (1)	
PLAYERS	DATE/OPPONENT (INN.)	PLAYER (CAREER NO.)	DATE/OPPONENT	PLAYER (CAREER NO.)	DATE/OPPONENT	PLAYER	DATE/OPPONENT (INN.)
						Andy Ibáñez	April 6 vs. Toledo (3rd)

LEADOFF HOMERS (2)		INSIDE-THE PARK HOMERS (0)		PINCH-HIT HOMERS (0)		WALK-OFF HOMERS (0)	
PLAYER	DATE/OPPONENT	PLAYER	DATE/OPPONENT (INN.)	PLAYER	DATE/OPPONENT (INN.)	PLAYER	DATE/OPPONENT
Christopher Morel	4/14 @ Iowa						
Forrest Wall	4/19 vs. Gwinnett						





## AFTER-INNING RECORDS

	LEADING	TRAILING	TIED
AFTER 1 INNING	1 - 1	1 - 5	5 - 3
AFTER 2 INNINGS	2 - 1	3 - 3	2 - 5
AFTER 3 INNINGS	4 - 2	2 - 5	1 - 2
AFTER 4 INNINGS	4 - 0	2 - 8	1 - 1
AFTER 5 INNINGS	4 - 0	3 - 9	0 - 0
AFTER 6 INNINGS	4 - 1	3 - 8	0 - 0
AFTER 7 INNINGS	4 - 1	3 - 7	0 - 1
AFTER 8 INNINGS	5 - 0	2 - 9	0 - 0

## STORM CHASERS BIG INNINGS

DATE	INNING	RUNS
1. April 2 @ Indianapolis	8th	7
2. April 8 vs. Toledo	3rd	6
3.		
4.		
5.		
6.		
7.		
8.		

## SCORE BY INNINGS

	1	2	3	4	5	6	7	8	9	10	11+	TOTAL
Omaha	6	5	13	9	17	15	7	15	12	0	0	99
Opponents	15	14	15	10	10	14	8	18	6	0	0	110
<b>Difference</b>	<b>-9</b>	<b>-9</b>	<b>-2</b>	<b>-1</b>	<b>7</b>	<b>1</b>	<b>-1</b>	<b>-3</b>	<b>6</b>	<b>0</b>	<b>0</b>	<b>-11</b>
SCORE BY INNING V. GWINNETT	1	2	3	4	5	6	7	8	9	10	11+	TOTAL
Omaha	0	1	1	1	2	0	1	0	0	0	0	6
Gwinnett	2	0	1	5	3	0	0	4	4	0	0	19
<b>vs. Gwinnett Difference</b>	<b>-2</b>	<b>1</b>	<b>0</b>	<b>-4</b>	<b>-1</b>	<b>0</b>	<b>1</b>	<b>-4</b>	<b>-4</b>	<b>0</b>	<b>0</b>	<b>-13</b>

## MULTI-RUN INNINGS

	2	3	4	5	6	7	8	9	10+	TOTAL
Storm Chasers	10	5	4	1	1	1	-	-	-	22
Opponents	10	10	2	3	2	-	-	-	-	27

## RECORD BY RUNS SCORED/ALLOWED

<b>RUNS</b>	<b>0</b>	<b>1</b>	<b>2</b>	<b>3</b>	<b>4</b>	<b>5</b>	<b>6</b>	<b>7</b>	<b>8</b>	<b>9</b>	<b>10</b>	<b>11</b>	<b>12</b>	<b>13+</b>
<b>SCORED</b>	0-0	0-2	0-3	0-1	0-0	0-1	0-2	0-0	2-0	1-0	1-0	1-0	1-0	1-0
<b>ALLOWED</b>	0-0	0-0	1-0	1-0	1-1	0-0	2-1	0-1	2-2	0-3	0-0	0-0	0-0	0-1

## RECORD BY MARGIN OF VICTORY/DEFEAT

1 Run	2 Runs	3 Runs	4 Runs	5 Runs	6 Runs	7 Runs	8 Runs	9 Runs	10+ Runs
0-1	1-0	1-3	1-1	3-0	0-2	0-1	0-0	0-0	1-1

## 2023 STORM CHASERS MONTH BY MONTH

## HITTING

MONTH	AVG	G	AB	R	H	TB	2B	3B	HR	RBI	BB	IBB	SO	SB	CS	OBP	SLG	OPS	SAC	SF	HBP	GIDP	LOB
MARCH	.300	1	40	8	12	16	2	1	0	8	9	0	12	5	0	.429	.400	.829	0	0	0	0	14
APRIL	.261	15	513	91	134	249	33	2	26	87	67	0	129	20	5	.351	.485	.836	0	8	8	11	106
MAY																							
JUNE																							
JULY																							
AUGUST																							
SEPTEMBER																							
TOTAL	.264	16	553	99	146	265	35	3	26	95	76	0	141	25	5	.357	.479	.836	0	8	8	11	120

## PITCHING

MONTH	W	L	ERA	G	GS	CG	SHO	GF	HLD	SV	SVO	IP	H	R	ER	HR	HB	BB	SO	WP	BK	WHIP	AVG
MARCH	1	0	6.00	1	1	0	0	1	0	1	1	9.0	11	6	6	1	1	2	7	0	1	1.44	.297
APRIL	6	9	6.36	15	15	0	0	15	2	1	2	133.0	152	104	94	23	12	66	135	7	1	1.64	.286
MAY																							
JUNE																							
JULY																							
AUGUST																							
SEPTEMBER																							
TOTAL	7	9	6.34	16	16	0	0	16	2	2	3	142.0	163	110	100	24	13	68	142	7	2	1.63	.287

## 2023 WALK-OFF TRACKER (0 FOR, 0 AGAINST)

[illegible]

***Bold Indicates Omaha Walk-Off Win***

## 2023 STORM CHASERS EJECTIONS

DATE	INNING	WHO (POSITION)	WHY	UMPIRE (POSITION)

## PITCHING

vs. Left-Handed Starter .....	1-3
vs. Right-Handed Starter .....	6-6

WITH Left-Handed Starter .....	4-0
WITH Right-Handed Starter .....	3-9

0-5 strikeouts .....	0-1
6-10 strikeouts .....	7-4
11+ strikeouts .....	1-3

0 runs of support .....	0-4
1-4 runs of support .....	5-5
5-9 runs of support .....	2-0
10+ runs of support .....	

## SCORING

1-Run Games .....	0-1
2-Run Games .....	1-0
3-4-Run Games .....	2-4
5+ Run Games .....	4-4

Extra Innings .....	
Shutouts .....	
Doubleheaders .....	

Scoring 0-2 Runs .....	0-5
3-5 Runs .....	0-2
6-9 Runs .....	3-2
10+ Runs .....	4-0

Opponent 0-2 Runs .....	1-0
3-5 Runs .....	2-1
6-9 Runs .....	4-7
10+ Runs .....	0-1

Scored in 1st Inning .....	3-1
Opponent scored in 1st .....	4-5
Scores first .....	3-3
Opponent scores first .....	4-6

## HITTING

Omaha 0-5 hits .....	0-1
6-9 hits .....	0-7
10+ hits .....	7-1

Opponent 0-5 hits .....	1-0
6-9 hits .....	2-2
10+ hits .....	4-7

Hit 0 home runs .....	2-2
1 home run .....	1-3
2 home runs .....	1-3
3+ home runs .....	3-1

Opponent hit 0 home runs .....	2-2
1 home run .....	3-1
2 home runs .....	2-3
3+ home runs .....	0-3

Out-hit opponent .....	5-2
Out-hit by opponent .....	1-7
Hits are tied .....	1-0

Leave 0-5 runners on base .....	2-4
6-9 on base .....	2-4
10+ on base .....	3-1

Opponent leaves 0-5 runners on base .....	2-2
6-9 on base .....	1-5
10+ on base .....	4-2

Steals 0 bases .....	2-4
1 base .....	1-1
2 bases .....	1-4
3+ bases .....	3-0

Opponent steals 0 bases .....	3-6
1 base .....	3-2
2 bases .....	1-1
3+ bases .....	

## FIELDING

Made 0 errors .....	5-3
1 error .....	0-4
2 errors .....	1-1
3+ errors .....	1-1

Opponent made 0 errors .....	3-5
1 error .....	0-3
2 errors .....	3-1
3+ errors .....	1-0

## TEAM HIGHS

LONGEST WIN STREAK .....	3 Games .....	March 31 - April 2
LONGEST LOSING STREAK .....	3 Games (2x) .....	Last: April 18 - April 20
LONGEST HOME WINNING STREAK .....		
LONGEST HOME LOSING STREAK .....	3 Games .....	April 4 - April 6
LONGEST ROAD WINNING STREAK .....	3 Games .....	Last: April 18 - April 20
LONGEST ROAD LOSING STREAK .....		
LARGEST MARGIN OF VICTORY .....	11 Runs .....	4/1 @ Indianapolis (12-1 Win)
LARGEST MARGIN OF DEFEAT .....	13 Runs .....	4/13 @ Iowa (14-1 Loss)
LONGEST GAME, INNINGS .....	9 (16x) .....	4/20 vs. Gwinnett (9-3 Loss)
LONGEST GAME, TIME .....	3:16 .....	4/14 @ Iowa (11-8 Win)
LONGEST 9-INNING GAME, TIME .....	3:16 .....	4/14 @ Iowa (11-8 Win)
SHORTEST 9-INNING GAME, TIME .....	2:15 .....	4/19 vs. Gwinnett (6-2 Loss)
SHORTEST GAME, TIME .....	2:15 .....	4/19 vs. Gwinnett (6-2 Loss)
LARGEST COMEBACK WIN .....	5 Runs, After 1st .....	3/31 @ Indianapolis (8-6 Win)
LARGEST MARGIN OF LEAD SURRENDERED (IN LOSS) .....	3 Runs, After 6th .....	4/5 vs. Toledo (7-6 Loss)
MOST ERRORS, TEAM .....	3 (2x) .....	Last: 4/9 vs. Toledo (8-2 Loss)
MOST ERRORS, PLAYER .....	1 (14x) .....	Last: Nick Loftin, 4/20 vs. Gwinnett (9-3 Loss)
LARGEST CROWD, HOME .....	6,641 .....	4/19 vs. Gwinnett (6-2 Loss)
LARGEST CROWD, ROAD .....	8,095 .....	3/31 @ Indianapolis (8-6 Win)
WARMEST FIRST PITCH .....	81 Degrees .....	4/13 @ Iowa (14-1 Loss)
COLDEST FIRST PITCH .....	35 Degrees .....	4/5 vs. Toledo (7-6 Loss)

## OFFENSIVE HIGHS

MOST RUNS SCORED, GAME .....	13 .....	4/8 vs. Toledo (13-8 Win)
MOST RUNS SCORED, INNING .....	7, 8th Inning .....	4/2 @ Indianapolis (8-3 Win)
MOST CONSECUTIVE INNINGS SCORED .....	5, 1st-5th Innings .....	4/7 vs. Toledo (9-4 Win)
FEWEST HITS, GAME .....	3 .....	4/20 vs. Gwinnett (9-3 Loss)
MOST HITS, GAME .....	16 .....	4/1 @ Indianapolis (12-1 Win)
MOST DOUBLES, GAME .....	5 .....	4/12 @ Iowa (10-6 Win)
MOST TRIPLES, GAME .....	1 (2x) .....	Last: 4/4 vs. Toledo (9-2 Loss)
MOST HOME RUNS, GAME .....	4 (2x) .....	Last: 4/12 @ Iowa (10-6 Win)
MOST EXTRA-BASE HITS, GAME .....	9 .....	4/12 @ Iowa (10-6 Win)
MOST RBI, GAME .....	13 .....	4/8 vs. Toledo (13-8 Win)
MOST RUNNERS LOB, GAME .....	14 .....	3/31 @ Indianapolis (8-6 Win)
MOST TOTAL BASES, GAME .....	29 .....	4/12 @ Iowa (10-6 Win)
MOST WALKS, GAME .....	11 .....	4/20 vs. Gwinnett (9-3 Loss)
MOST STRIKEOUTS, GAME .....	12 (3x) .....	Last: 4/9 vs. Toledo (8-2 Loss)
FEWEST STRIKEOUTS, GAME .....	4 .....	4/13 @ Iowa (14-1 Loss)
MOST STOLEN BASES, GAME .....	5 (2x) .....	Last: 4/14 @ Iowa (11-8 Win)
MOST HIT BY PITCHES .....	2 (2x) .....	Last: 4/14 @ Iowa (11-8 Win)

## INDIVIDUAL OFFENSIVE HIGHS

MOST RUNS, GAME .....	3 (4x) .....	Last: Nick Loftin, 4/14 @ Iowa (11-8 Win)
MOST HITS, GAME .....	4, Freddy Fermin .....	4/11 @ Iowa (9-6 Loss)
MOST DOUBLES, GAME .....	2, Logan Porter .....	4/18 vs. Gwinnett (4-1 Loss)
MOST TRIPLES, GAME .....	1 (3x) .....	Last: Tucker Bradley, 4/6 vs. Toledo (8-5 Loss)
MOST HOME RUNS, GAME .....	2 (2x) .....	Last: Freddy Fermin, 4/8 vs. Toledo (13-8 Win)
MOST RBI, GAME .....	6, Freddy Fermin .....	4/8 vs. Toledo (13-8 Win)
MOST WALKS, GAME .....	3 (3x) .....	Last: Tyler Gentry, 4/20 vs. Gwinnett (9-3 Loss)
MOST STRIKEOUTS, GAME .....	3 (8x) .....	Last: Blanco & Castellano, 4/20 vs. Gwinnett (9-3 Loss)
MOST STOLEN BASES, GAME .....	2 (2x) .....	Last: Samad Taylor, 4/14 @ Iowa (11-8 Win)
MOST HIT BY PITCHES, GAME .....	1 (8x) .....	Last: Tyler Gentry, 4/18 vs. Gwinnett (4-1 Loss)

## PITCHING HIGHS

MOST RUNS ALLOWED, GAME .....	14 .....	4/13 @ Iowa (14-1 Loss)
MOST RUNS ALLOWED, INNING .....	6 (2x) .....	Last: 2nd Inning, 4/13 @ Iowa (14-1 Loss)
FEWEST HITS ALLOWED, GAME .....	5 .....	4/1 @ Indianapolis (12-1 Win)
MOST HITS ALLOWED, GAME .....	15 .....	4/13 @ Iowa (14-1 Loss)
FEWEST STRIKEOUTS, GAME .....	3 .....	4/18 vs. Gwinnett (4-1 Loss)
MOST STRIKEOUTS, GAME .....	14 .....	4/14 @ Iowa (11-8 Win)
FEWEST WALKS ALLOWED, GAME .....	1 .....	4/19 vs. Gwinnett (6-2 Loss)
MOST WALKS ALLOWED, GAME .....	8 .....	4/6 vs. Toledo (8-5 Loss)
MOST HOME RUNS ALLOWED, GAME .....	3 (3x) .....	Last: 4/9 vs. Toledo (8-2 Loss)

## INDIVIDUAL PITCHING HIGHS

MOST RUNS ALLOWED, GAME .....	11, Jonathan Heasley .....	4/13 @ Iowa (14-1 Loss)
MOST EARNED RUNS ALLOWED, GAME .....	11, Jonathan Heasley .....	4/13 @ Iowa (14-1 Loss)
FEWEST HITS ALLOWED, GAME (STARTER) .....	1 (2x) .....	Last: Jackson Kowar, 4/6 vs. Toledo (8-5 Loss)
MOST HITS ALLOWED, GAME .....	9 (2x) .....	Last: Jonathan Heasley, 4/13 @ Iowa (14-1 Loss)
MOST HOME RUNS ALLOWED, GAME .....	2 (6x) .....	Last: Jonathan Heasley, 4/13 @ Iowa (14-1 Loss)
MOST STRIKEOUTS .....	7, Jonathan Heasley .....	4/19 vs. Gwinnett (6-2 Loss)
MOST CONSECUTIVE STRIKEOUTS .....	3 (4x) .....	Last: Drew Parrish, 4/14 @ Iowa (11-8 Win)
MOST WALKS ALLOWED, GAME .....	4 (3x) .....	Last: Jackson Kowar, 4/18 vs. Gwinnett (4-1 Loss)
MOST HIT BATTERS, GAME .....	1 (13x) .....	Last: Sisk & Snider, 4/14 @ Iowa (11-8 Win)
MOST INNINGS PITCHED, STARTER .....	7.0, Jonathan Heasley .....	4/19 vs. Gwinnett (6-2 Loss)
MOST PITCHES THROWN, STARTER .....	95, Jonathan Heasley .....	4/19 vs. Gwinnett (6-2 Loss)
MOST INNINGS PITCHED, RELIEVER .....	3.0 (2x) .....	Last: Jackson Kowar, 4/2 @ Indianapolis (8-3 Win)
MOST PITCHES THROWN, RELIEVER .....	65, Austin Cox .....	4/6 vs. Toledo (8-5 Loss)

^ Indicates All-Time Storm Chasers Record Tied

\* Indicates All-Time Storm Chasers Record Set



DATE	OPPONENT	RESULT	SP	C	1B	2B	3B	SS	LF	CF	RF	DH
3/31	@ Indianapolis	W, 8-6	Mike Mayers	Freddy Fermin	Nick Pratto	Samad Taylor	Nick Loftin	Maikel Garcia	Tucker Bradley	Dairon Blanco	Tyler Gentry	CJ Alexander
4/1	@ Indianapolis	W, 12-1	Austin Cox	Logan Porter	Nick Pratto	Angelo Castellano	Nick Loftin	Maikel Garcia	Dairon Blanco	Samad Taylor	Tyler Gentry	Jakson Reetz
4/2	@ Indianapolis	W, 8-3	Jonathan Heasley	Freddy Fermin	Nick Pratto	Samad Taylor	Nick Loftin	Maikel Garcia	Tucker Bradley	Dairon Blanco	Tyler Gentry	CJ Alexander
4/4	TOLEDO	L, 9-2	Max Castillo	Freddy Fermin	Nick Pratto	Samad Taylor	Nick Loftin	Maikel Garcia	Tucker Bradley	Dairon Blanco	Tyler Gentry	CJ Alexander
4/5	TOLEDO	L, 7-6	Mike Mayers	Jakson Reetz	Logan Porter	Angelo Castellano	Nick Loftin	Maikel Garcia	Dairon Blanco	Samad Taylor	Tyler Gentry	Freddy Fermin
4/6	TOLEDO	L, 8-5	Jackson Kowar	Freddy Fermin	CJ Alexander	Samad Taylor	Nick Loftin	Maikel Garcia	Tucker Bradley	Dairon Blanco	Tyler Gentry	Logan Porter
4/7	TOLEDO	W, 9-4	Jonathan Heasley	Freddy Fermin	Logan Porter	Samad Taylor	Angelo Castellano	Maikel Garcia	Tucker Bradley	Dairon Blanco	CJ Alexander	Tyler Gentry
4/8	TOLEDO	W, 13-8	Drew Parrish	Freddy Fermin	Nick Pratto	Samad Taylor	Maikel Garcia	Angelo Castellano	Tucker Bradley	Dairon Blanco	Tyler Gentry	CJ Alexander
4/9	TOLEDO	L, 8-2	Max Castillo	Logan Porter	Nick Pratto	Samad Taylor	Angelo Castellano	Maikel Garcia	Tyler Gentry	Dairon Blanco	CJ Alexander	Jakson Reetz
4/11	@ Iowa	L, 8-6	Mike Mayers	Freddy Fermin	Nick Pratto	Samad Taylor	Nick Loftin	Maikel Garcia	Tucker Bradley	Dairon Blanco	Tyler Gentry	CJ Alexander
4/12	@ Iowa	W, 10-6	Austin Cox	Logan Porter	Nick Pratto	Samad Taylor	Nick Loftin	Maikel Garcia	Tucker Bradley	Dairon Blanco	Tyler Gentry	CJ Alexander
4/13	@ Iowa	L, 14-1	Jonathan Heasley	Freddy Fermin	Nick Pratto	Angelo Castellano	Nick Loftin	Maikel Garcia	Tucker Bradley	Samad Taylor	CJ Alexander	Tyler Gentry
4/14	@ Iowa	W, 11-8	Drew Parrish	Freddy Fermin	CJ Alexander	Angelo Castellano	Nick Loftin	Maikel Garcia	Dairon Blanco	Samad Taylor	Tyler Gentry	Logan Porter
4/15	@ Iowa	Cancelled/snow										
4/16 G1	@ Iowa	Cancelled/snow										
4/16 G2	@ Iowa	Cancelled/snow										
4/18	GWINNETT	L, 4-1	Mike Mayers	Freddy Fermin	Logan Porter	Nick Loftin	Maikel Garcia	Angelo Castellano	Nick Pratto	Samad Taylor	CJ Alexander	Tyler Gentry
4/19	GWINNETT	L, 9-3	Jonathan Heasley	Logan Porter	Nick Pratto	Samad Taylor	Nick Loftin	Angelo Castellano	Tucker Bradley	Dairon Blanco	Tyler Gentry	Jakson Reetz
4/20	GWINNETT		Max Castillo	Freddy Fermin	Nick Pratto	Samad Taylor	Maikel Garcia	Angelo Castellano		Samad Taylor		Logan Porter
4/21	GWINNETT											
4/22	GWINNETT											
4/23	GWINNETT											
4/25	@ Nashville											
4/26	@ Nashville											
4/27	@ Nashville											
4/28	@ Nashville											
4/29	@ Nashville											
4/30	@ Nashville											
5/2	LOUISVILLE											
5/3	LOUISVILLE											
5/4	LOUISVILLE											
5/5	LOUISVILLE											
5/6	LOUISVILLE											
5/7	LOUISVILLE											
5/9	@ Scranton/WB											
5/10	@ Scranton/WB											
5/11	@ Scranton/WB											
5/12	@ Scranton/WB											
5/13	@ Scranton/WB											
5/14	@ Scranton/WB											
5/16	TOLEDO											
5/17	TOLEDO											
5/18	TOLEDO											
5/19	TOLEDO											
5/20	TOLEDO											
5/21	TOLEDO											
5/23	@ St. Paul											
5/24	@ St. Paul											
5/25	@ St. Paul											
5/26	@ St. Paul											
5/27	@ St. Paul											
5/28	@ St. Paul											
5/30	MEMPHIS											
5/31	MEMPHIS											
6/1	MEMPHIS											
6/2	MEMPHIS	W, 11-8										
6/3	MEMPHIS											
6/4	MEMPHIS											
6/6	@ Indianapolis											
6/7	@ Indianapolis	L, 4-1										
6/8	@ Indianapolis											
6/9	@ Indianapolis											
6/10	@ Indianapolis											
6/11	@ Indianapolis											
6/13	COLUMBUS											
6/14	COLUMBUS											
6/15	COLUMBUS											
6/16	COLUMBUS											
6/17	COLUMBUS											
6/18	COLUMBUS											
6/20	@ Rochester											
6/21	@ Rochester											
6/22	@ Rochester											
6/23	@ Rochester											
6/24	@ Rochester											
6/25	@ Rochester											
6/28	IOWA											
6/29	IOWA											
6/30	IOWA											
7/1	IOWA											
7/2	IOWA											
7/3	IOWA											
7/4	@ Gwinnett											
7/5	@ Gwinnett											
7/6	@ Gwinnett											
7/7	@ Gwinnett											
7/8	@ Gwinnett											
7/9	@ Gwinnett											
7/14	INDIANAPOLIS											
7/15	INDIANAPOLIS											
7/16	INDIANAPOLIS											
7/18	ST. PAUL											
7/19	ST. PAUL											
7/20	ST. PAUL											
7/21	ST. PAUL											
7/22	ST. PAUL											
7/23	ST. PAUL											
7/25	@ Columbus											
7/26	@ Columbus											
7/27	@ Columbus											
7/28	@ Columbus											
7/29	@ Columbus											
7/30	@ Columbus											
8/1	@ Louisville											
8/2	@ Louisville											
8/3	@ Louisville											
8/4	@ Louisville											
8/5	@ Louisville											
8/6	@ Louisville											
8/8	IOWA											
8/9	IOWA											
8/10	IOWA											
8/11	IOWA											
8/13	IOWA											
8/15	@ Toledo											
8/16	@ Toledo											
8/17	@ Toledo											
8/18	@ Toledo											
8/19	@ Toledo											
8/20	@ Toledo											
8/22	ST. PAUL											
8/23	ST. PAUL											
8/24	ST. PAUL											
8/25	ST. PAUL											
8/26	ST. PAUL											
8/29	ST. PAUL											
8/29	LOUISVILLE											
8/30	LOUISVILLE											
8/31	LOUISVILLE											
9/1	LOUISVILLE											
9/2	LOUISVILLE											
9/3	LOUISVILLE											
9/5	@ Iowa											
9/6	@ Iowa											
9/7	@ Iowa											
9/8	@ Iowa											
9/9	@ Iowa											
9/10	@ Iowa											
9/12	INDIANAPOLIS											
9/13	INDIANAPOLIS											
9/14	INDIANAPOLIS											
9/15	INDIANAPOLIS											
9/16	INDIANAPOLIS											
9/17	INDIANAPOLIS											
9/19	@ Columbus											
9/20	@ Columbus											
9/21	@ Columbus											
9/22	@ Columbus											
9/23	@ Columbus											
9/24	@ Columbus											



[illegible]



**LF**

Tucker Bradley, 10 (5-5)  
Dairon Blanco, 4 (2-2)  
Tyler Gentry, 1 (0-1)  
Nick Pratto, 1 (0-1)

**CF**

Dairon Blanco, 10 (5-5)  
Samad Taylor, 6 (2-4)

**RF**

Tyler Gentry, 12 (6-6)  
CJ Alexander, 4 (1-3)

**SS**

Maikel Garcia, 12 (6-6)  
Angelo Castellano, 4 (1-3)

**2B**

Samad Taylor, 10 (5-5)  
Angelo Castellano, 4 (2-2)  
Nick Loftin, 2 (0-2)

**SP**

Jonathan Heasley, 4 (2-2)  
Mike Mayers, 4 (1-3)  
Max Castillo, 3 (0-3)  
Austin Cox, 2 (2-0)  
Drew Parrish, 2 (2-0)  
Jackson Kowar, 1 (0-1)

**3B**

Nick Loftin, 11 (5-6)  
Maikel Garcia, 3 (1-2)  
Angelo Castellano, 2 (1-1)

**1B**

Nick Pratto, 11 (5-6)  
Logan Porter, 3 (1-2)  
CJ Alexander, 2 (1-1)

**DH**

CJ Alexander, 5 (4-1)  
Logan Porter, 4 (1-3)  
Tyler Gentry, 3 (1-2)  
Jakson Reetz, 3 (1-2)  
Freddy Fermin, 1 (0-1)

**C**

Freddy Fermin, 11 (5-6)  
Logan Porter, 4 (2-2)  
Jakson Reetz, 1 (0-1)

1	2	3	4	5	6	7	8	9
Samad Taylor, 16 (7-9)	Maikel Garcia, 15 (7-8) Nick Loftin, 1 (0-1)	Tyler Gentry, 12 (4-8) Nick Pratto, 4 (3-1)	Nick Pratto, 8 (3-5) Tyler Gentry, 4 (3-1) Logan Porter, 3 (1-2) CJ Alexander, 1 (0-1)	Nick Loftin, 11 (4-7) CJ Alexander, 3 (3-0) Logan Porter, 1 (0-1) Nick Pratto, 1 (0-1)	CJ Alexander, 6 (3-3) Logan Porter, 5 (1-4) Freddy Fermin, 2 (2-0) Jakson Reetz, 2 (0-2) Nick Loftin, 1 (1-0)	Freddy Fermin, 10 (3-7) Dairon Blanco, 4 (2-2) Logan Porter, 1 (1-0) Jakson Reetz, 1 (1-0)	Dairon Blanco, 11 (6-5) Angelo Castellano, 2 (0-2) Tucker Bradley, 1 (1-0) CJ Alexander, 1 (0-1) Jakson Reetz, 1 (0-1)	Angelo Castellano, 8 (4-4) Tucker Bradley, 8 (3-5)

PLAYER	GS	POSITION										BATTING ORDER								
		C	1B	2B	3B	SS	LF	CF	RF	OF	DH	1ST	2ND	3RD	4TH	5TH	6TH	7TH	8TH	9TH
Samad Taylor	16			10				6		6		16								
Tyler Gentry	16					1			12	13	3			12	4					
Maikel Garcia	15				3	12							15							
Dairon Blanco	14						4	10		14								4	10	
Nick Loftin	13			2	11								1			11	1			
Freddy Fermin	12	11									1						2	10		
Nick Pratto	12		11			1				1				4	7	1				
CJ Alexander	11		2						4	4	5				1	3	6		1	
Logan Porter	11	4	3								4				4	1	5	1		
Tucker Bradley	10					10				10									2	8
Angelo Castellano	10			4	2	4													2	8
Jakson Reetz	4	1									3						2	1	1	

## OUTFIELD ASSISTS (3)

DAIRON BLANCO (1)	CF	1
TUCKER BRADLEY (1)	LF	1
TYLER GENTRY (1)	RF	1

## # OF LINEUP COMBOS

16 Games

15 Unique Lineup Combinations Used

## MOST USED LINEUP (2x)

PLAYER	Pos.
1. Samad Taylor	2B
2. Maikel Garcia	SS
3. Nick Pratto	1B
4. Tyler Gentry	RF
5. Nick Loftin	3B
6. CJ Alexander	DH
7. Freddy Fermin	C
8. Dairon Blanco	CF
9. Tucker Bradley	LF

## STORM CHASERS POSITION PRODUCTION

	AVG	AB	H	TB	2B	3B	HR	RBI	BB	SO	OBP	SLG	OPS	SAC	SF	HBP	GIDP
C	.276	58	16	34	3	0	5	13	8	13	.373	.586	.959	0	0	1	0
1B	.222	63	14	35	4	1	5	11	7	13	.297	.556	.853	0	3	1	1
2B	.262	65	17	28	3	1	2	13	6	17	.324	.431	.755	0	0	0	1
3B	.277	65	18	36	3	0	5	14	6	6	.333	.554	.887	0	1	0	3
SS	.295	61	18	30	6	0	2	16	11	19	.392	.492	.884	0	2	0	0
LF	.255	55	14	21	2	1	1	4	8	15	.369	.382	.751	0	0	2	2
CF	.258	62	16	23	4	0	1	2	7	15	.347	.371	.718	0	1	2	4
RF	.213	61	13	22	3	0	2	8	13	20	.355	.361	.716	0	1	1	0
DH	.317	60	19	34	6	0	3	12	10	22	.423	.567	.990	0	0	1	0

## STORM CHASERS BATTING ORDER PRODUCTION

	AVG	AB	H	TB	2B	3B	HR	RBI	BB	SO	OBP	SLG	OPS	SAC	SF	HBP	GIDP
1st	.300	70	21	33	4	1	2	14	6	17	.359	.471	.830	0	1	1	2
2nd	.266	64	17	25	5	0	1	14	13	15	.385	.391	.776	0	1	0	1
3rd	.237	59	14	24	2	1	2	10	16	20	.410	.407	.817	0	1	2	0
4th	.188	64	12	27	3	0	4	9	7	16	.257	.422	.679	0	3	0	1
5th	.313	67	21	44	5	0	6	15	3	15	.347	.657	1.004	0	1	1	3
6th	.254	63	16	36	5	0	5	10	5	19	.309	.571	.880	0	0	0	0
7th	.263	57	15	25	4	0	2	10	8	8	.373	.439	.812	0	0	2	1
8th	.283	53	15	22	4	0	1	2	11	18	.424	.415	.839	0	0	2	1
9th	.268	56	15	29	3	1	3	11	7	13	.344	.518	.862	0	1	0	2



GM #	MARCH	OPPONENT	SCORE	RECORD	STANDINGS	WIN	LOSS	SAVE	TEMP.	1ST PITCH	TIME	ATT.	HOME ATT.	STORM CHASERS				OPPONENT			
														R	H	E	LO	R	H	E	LO
1	3/31	@ Indianapolis	W, 8-6	1-0	1st +0.5	C. Snider (1-0)	Y. De Los Santos (0-1)	J. Staumont (1)	66°	7:05 PM	2:54	8,095		8	12	0	14	6	11	2	7
GM #	APRIL	OPPONENT	SCORE	RECORD	STANDINGS	WIN	LOSS	SAVE	TEMP.	1ST PITCH	TIME	ATT.	HOME ATT.	STORM CHASERS				OPPONENT			
														R	H	E	LO	R	H	E	LO
2	4/1	@ Indianapolis	W, 12-1	2-0	1st +1.0	D. Parrish (1-0)	C. Smith (0-1)	-	42°	1:37 PM	2:26	4,012		12	16	0	11	1	5	2	3
3	4/2	@ Indianapolis	W, 8-3	3-0	1st +1.0	J. Kowar (1-0)	D. Zamora (0-1)	-	49°	1:36 PM	2:53	4,240		8	12	0	9	3	11	2	10
4	4/4	TOLEDO	L, 9-2	3-1	2nd -0.5	B. White (1-0)	M. Castillo (0-1)	-	55°	6:42 PM	2:27	3,200	3,200	2	6	0	6	9	12	0	5
5	4/5	TOLEDO	L, 7-6	3-2	2nd -1.0	T. Holton (1-0)	R. Weiss (0-1)	M. Díaz (2)	35°	12:07 PM	2:40	1,405	4,605	6	8	2	6	7	12	1	9
6	4/6	TOLEDO	L, 8-5	3-3	3rd -2.0	J. Fry (1-0)	J. Kowar (1-1)	M. Del Pozo (1)	45°	12:06 PM	2:48	1,607	6,212	5	7	1	4	8	10	2	9
7	4/7	TOLEDO	W, 9-4	4-3	2nd -1.0	J. Heasley (1-0)	R. Olson (0-2)	-	70°	6:35 PM	2:35	1,968	8,180	9	12	0	6	4	9	0	11
8	4/8	TOLEDO	W, 13-8	5-3	2nd -0.5	M. Martinez (1-0)	M. Lorenzen (0-1)	-	71°	2:05 PM	2:49	2,070	10,250	13	12	3	4	8	13	0	12
9	4/9	TOLEDO	L, 8-2	5-4	2nd -1.5	T. Holton (2-0)	M. Castillo (0-2)	-	73°	2:11 PM	2:57	2,119	12,369	2	6	3	12	8	13	0	11
10	4/11	@ Iowa	L, 9-6	5-5	5th -2.5	R. Elias (1-0)	M. Mayers (0-1)	M. Rodriguez (1)	79°	6:38 PM	2:34	3,557		6	10	0	6	9	7	1	6
11	4/12	@ Iowa	W, 10-6	6-5	5th -1.5	J. Kowar (2-0)	R. Thompson (0-1)	-	77°	12:09 PM	2:26	4,085		10	12	0	5	6	8	0	4
12	4/13	@ Iowa	L, 14-1	6-6	6th -2.5	N. Neidert (1-1)	J. Heasley (1-1)	-	81°	6:38 PM	2:18	3,647		1	6	1	4	14	15	0	8
13	4/14	@ Iowa	W, 11-8	7-6	6th -2.0	C. Snider (2-0)	M. Rodriguez (1-1)	N. Wittgren (1)	79°	7:09 PM	3:16	6,257		11	11	2	10	8	11	3	10
14	4/15	@ Iowa	PPD/Rain (To be made up April 16)																		
15	4/16	@ Iowa	Cancelled/Snow																		
15	4/16	@ Iowa	Cancelled/Snow																		
14	4/18	GWINNETT	L, 4-1	7-7	5th -3.0	T. Tice (2-0)	J. Kowar (2-2)	Y. Rios (1)	70°	6:39 PM	2:24	1,703	14,072	1	7	1	8	4	6	0	8
15	4/19	GWINNETT	L, 6-2	7-8	5th -4.0	B. Burrows (1-0)	J. Heasley (1-2)	-	70°	12:05 PM	2:15	6,641	20,713	2	6	0	5	6	10	0	3
16	4/20	GWINNETT	L, 9-3	7-9	6th -4.5	B. Moran (1-0)	M. Castillo (0-3)	-	56°	6:37 PM	2:47	2,026	22,739	3	3	1	10	9	10	1	5
17	4/21	GWINNETT																			
18	4/22	GWINNETT																			
19	4/23	GWINNETT																			
20	4/25	@ Nashville																			
21	4/26	@ Nashville																			
22	4/27	@ Nashville																			
23	4/28	@ Nashville																			
24	4/29	@ Nashville																			
25	4/30	@ Nashville																			

APRIL Hitting Results: // APRIL Pitching Results:

GM #	MAY	OPPONENT	SCORE	RECORD	STANDINGS	WIN	LOSS	SAVE	TEMP.	1ST PITCH	TIME	ATT.	HOME ATT.	STORM CHASERS				OPPONENT			
														R	H	E	LO	R	H	E	LO
26	5/2	LOUISVILLE																			
27	5/3	LOUISVILLE																			
28	5/4	LOUISVILLE																			
29	5/5	LOUISVILLE																			
30	5/6	LOUISVILLE																			
31	5/7	LOUISVILLE																			
32	5/9	@ Scranton/WB																			
33	5/10	@ Scranton/WB																			
34	5/11	@ Scranton/WB																			
35	5/12	@ Scranton/WB																			
36	5/13	@ Scranton/WB																			
37	5/14	@ Scranton/WB																			
38	5/16	TOLEDO																			
39	5/17	TOLEDO																			
40	5/18	TOLEDO																			
41	5/19	TOLEDO																			
42	5/20	TOLEDO																			
43	5/21	TOLEDO																			
44	5/23	@ St. Paul																			
45	5/24	@ St. Paul																			
46	5/25	@ St. Paul																			
47	5/26	@ St. Paul																			
48	5/27	@ St. Paul																			
49	5/28	@ St. Paul																			
50	5/30	MEMPHIS																			
51	5/31	MEMPHIS																			

MAY Hitting Results: // MAY Pitching Results:

GM #	JUNE	OPPONENT	SCORE	RECORD	STANDINGS	WIN	LOSS	SAVE	TEMP.	1ST PITCH	TIME	ATT.	HOME ATT.	STORM CHASERS				OPPONENT			
														R	H	E	LO	R	H	E	LO
52	6/1	MEMPHIS																			
53	6/2	MEMPHIS																			
54	6/3	MEMPHIS																			
55	6/4	MEMPHIS																			
56	6/6	@ Indianapolis																			
57	6/7	@ Indianapolis																			
58	6/8	@ Indianapolis																			
59	6/9	@ Indianapolis																			
60	6/10	@ Indianapolis																			
61	6/11	@ Indianapolis																			
62	6/13	COLUMBUS																			
63	6/14	COLUMBUS																			
64	6/15	COLUMBUS																			
65	6/16	COLUMBUS																			
66	6/17	COLUMBUS																			
67	6/18	COLUMBUS																			
68	6/20	@ Rochester																			
69	6/21	@ Rochester																			
70	6/22	@ Rochester																			
71	6/23	@ Rochester																			
72	6/24	@ Rochester																			
73	6/25	@ Rochester																			

1ST HALF Hitting Results: // 1ST HALF Pitching Results:

[illegible]

**JUNE Hitting Results: TBD// JUNE Pitching Results: TBD**

[illegible]

**JULY Hitting Results: TBD // JULY Pitching Results: TBD**

[illegible]

**AUGUST Hitting Results: TBD // AUGUST Pitching Results: TBD**

[illegible]

**SEPTEMBER Hitting Results: TBD // SEPTEMBER Pitching Results: TBD**  
**2ND HALF Hitting Results: TBD // 2ND HALF Pitching Results: TBD**

[illegible]



DATE	OPPONENT	RESULT	AB	R	H	TB	2B	3B	HR	RBI	BB	IBB	SO	SB	CS	HBP	SAC	SF	GIDP	LOB	AVG (SEASON)
3/31	@ Indianapolis	W, 8-6	40	8	12	16	2	1	0	8	9	0	12	5	0	0	0	0	0	14	.300
4/1	@ Indianapolis	W, 12-1	42	12	16	24	2	0	2	12	6	0	10	3	0	0	0	2	0	11	.341
4/2	@ Indianapolis	W, 8-3	39	8	12	22	1	0	3	8	4	0	5	2	0	1	0	0	0	9	.331
4/4	TOLEDO	L, 9-2	29	2	6	12	1	1	1	2	6	0	7	2	0	0	0	0	4	6	.307
4/5	TOLEDO	L, 7-6	34	6	8	18	1	0	3	6	4	0	10	1	1	1	0	0	1	6	.293
4/6	TOLEDO	L, 8-5	32	5	7	15	0	1	2	3	3	0	12	2	1	0	0	1	1	4	.282
4/7	TOLEDO	W, 9-4	34	9	12	18	3	0	1	8	4	0	11	0	0	0	0	1	1	6	.292
4/8	TOLEDO	W, 13-8	36	13	12	26	2	0	4	13	5	0	9	0	0	0	0	0	0	4	.297
4/9	TOLEDO	L, 8-2	33	2	6	11	2	0	1	2	6	0	12	0	0	2	0	0	0	12	.285
4/11	@ Iowa	L, 9-6	38	6	10	20	4	0	2	6	1	0	6	0	0	0	0	0	0	6	.283
4/12	@ Iowa	W, 10-6	38	10	12	29	5	0	4	10	3	0	9	1	1	1	0	0	0	5	.286
4/13	@ Iowa	L, 14-1	31	1	6	12	3	0	1	1	1	0	4	0	0	0	0	0	1	4	.279
4/14	@ Iowa	W, 11-8	38	11	11	14	3	0	0	10	7	0	7	5	1	2	0	1	0	10	.280
4/15	@ Iowa	PPD/Rain																			
4/16G1	@ Iowa	Cancelled/Snow																			
4/16G2	@ Iowa	Cancelled/Snow																			
4/18	GWINNETT	L, 4-1	31	1	7	10	3	0	0	1	3	0	10	0	1	1	0	1	1	8	.277
4/19	GWINNETT	L, 6-2	31	2	6	14	2	0	2	2	3	0	7	2	0	0	0	0	1	5	.272
4/20	GWINNETT	L, 9-3	27	3	3	4	1	0	0	3	11	0	10	2	0	0	0	2	1	10	.264
4/21	GWINNETT																				
4/22	GWINNETT																				
4/23	GWINNETT																				
4/25	@ Nashville																				
4/26	@ Nashville																				
4/27	@ Nashville																				
4/28	@ Nashville																				
4/29	@ Nashville																				
4/30	@ Nashville																				
5/2	LOUISVILLE																				
5/3	LOUISVILLE																				
5/4	LOUISVILLE																				
5/5	LOUISVILLE																				
5/6	LOUISVILLE																				
5/7	LOUISVILLE																				
5/9	@ Scranton/WB																				
5/10	@ Scranton/WB																				
5/11	@ Scranton/WB																				
5/12	@ Scranton/WB																				
5/13	@ Scranton/WB																				
5/14	@ Scranton/WB																				
5/16	TOLEDO																				
5/17	TOLEDO																				
5/18	TOLEDO																				
5/19	TOLEDO																				
5/20	TOLEDO																				
5/21	TOLEDO																				
5/23	@ St. Paul																				
5/24	@ St. Paul																				
5/25	@ St. Paul																				
5/26	@ St. Paul																				
5/27	@ St. Paul																				
5/28	@ St. Paul																				
5/30	MEMPHIS																				
5/31	MEMPHIS																				
6/1	MEMPHIS																				
6/2	MEMPHIS																				
6/3	MEMPHIS																				
6/4	MEMPHIS																				
6/6	@ Indianapolis																				
6/7	@ Indianapolis																				
6/8	@ Indianapolis																				
6/9	@ Indianapolis																				
6/10	@ Indianapolis																				
6/11	@ Indianapolis																				
6/13	COLUMBUS																				
6/14	COLUMBUS																				
6/15	COLUMBUS																				
6/16	COLUMBUS																				
6/17	COLUMBUS																				
6/18	COLUMBUS																				
6/20	@ Rochester																				
6/21	@ Rochester																				
6/22	@ Rochester																				
6/23	@ Rochester																				
6/24	@ Rochester																				
6/25	@ Rochester																				

## HITTING

SERIES	OPPONENT	DATES	AVG	G	AB	R	H	TB	2B	3B	HR	RBI	BB	IBB	SO	SB	CS	OBP	SLG	OPS	PA	SAC	SF	HBP	GIDP
SERIES 1	@ Indianapolis	3/31 - 4/2	.331	3	121	28	40	62	5	1	5	28	19	0	27	10	0	.420	.512	.932	143	0	2	1	0
SERIES 2	TOLEDO	4/4 - 4/9	.258	6	198	37	51	100	9	2	12	34	28	0	61	5	2	.355	.505	.860	231	0	2	3	7
SERIES 3	@ Iowa	4/11 - 4/16	.269	4	145	28	39	75	15	0	7	27	12	0	26	6	2	.335	.517	.852	161	0	1	3	1
SERIES 4	GWINNETT	4/18 - 4/23																							
SERIES 5	@ Nashville	4/25 - 4/30																							
SERIES 6	LOUISVILLE	5/2 - 5/7																							
SERIES 7	@ Scranton/WB	5/9 - 5/14																							
SERIES 8	TOLEDO	5/16 - 5/21																							
SERIES 9	@ St. Paul	5/23 - 5/28																							
SERIES 10	MEMPHIS	5/30 - 6/4																							
SERIES 11	@ Indianapolis	6/6 - 6/11																							
SERIES 12	COLUMBUS	6/13 - 6/18																							
SERIES 13	@ Rochester	6/20 - 6/25																							
SERIES 14	IOWA	6/28 - 7/3																							
SERIES 15	@ Gwinnett	7/4 - 7/9																							
SERIES 16	INDIANAPOLIS	7/14 - 7/16																							
SERIES 17	ST. PAUL	7/18 - 7/23																							
SERIES 18	@ Columbus	7/25 - 7/30																							
SERIES 19	@ Louisville	8/1 - 8/6																							
SERIES 20	IOWA	8/8 - 8/13																							
SERIES 21	@ Toledo	8/15 - 8/20																							
SERIES 22	ST. PAUL	8/22 - 8/27																							
SERIES 23	LOUISVILLE	8/29 - 9/3																							
SERIES 24	@ Iowa	9/5 - 9/10																							
SERIES 25	INDIANAPOLIS	9/12 - 9/17																							
SERIES 26	@ Columbus	9/19 - 9/24																							

## PITCHING

SERIES	OPPONENT	DATES	W	L	ERA	G	GS	CG	SHO	GF	HLD	SV	SVO	IP	H	R	ER	HR	HB	BB	IBB	SO	AVG	WP	BK	GIDP
SERIES 1	@ Indianapolis	3/31 - 4/2	3	0	3.33	3	3	0	0	3	0	1	1	27.0	27	10	10	2	3	9	0	25	.273	0	1	9
SERIES 2	TOLEDO	4/4 - 4/9	2	4	6.67	6	6	0	0	6	0	0	1	54.0	69	44	40	11	4	30	0	56	.303	2	1	6
SERIES 3	@ Iowa	4/11 - 4/16	2	2	9.00	4	4	0	0	4	2	1	1	34.0	41	37	34	8	6	17	1	42	.289	1	0	1
SERIES 4	GWINNETT	4/18 - 4/23																								
SERIES 5	@ Nashville	4/25 - 4/30																								
SERIES 6	LOUISVILLE	5/2 - 5/7																								
SERIES 7	@ Scranton/WB	5/9 - 5/14																								
SERIES 8	TOLEDO	5/16 - 5/21																								
SERIES 9	@ St. Paul	5/23 - 5/28																								
SERIES 10	MEMPHIS	5/30 - 6/4																								
SERIES 11	@ Indianapolis	6/6 - 6/11																								
SERIES 12	COLUMBUS	6/13 - 6/18																								
SERIES 13	@ Rochester	6/20 - 6/25																								
SERIES 14	IOWA	6/28 - 7/3																								
SERIES 15	@ Gwinnett	7/4 - 7/9																								
SERIES 16	INDIANAPOLIS	7/14 - 7/16																								
SERIES 17	ST. PAUL	7/18 - 7/23																								
SERIES 18	@ Columbus	7/25 - 7/30																								
SERIES 19	@ Louisville	8/1 - 8/6																								
SERIES 20	IOWA	8/8 - 8/13																								
SERIES 21	@ Toledo	8/15 - 8/20																								
SERIES 22	ST. PAUL	8/22 - 8/27																								
SERIES 23	LOUISVILLE	8/29 - 9/3																								
SERIES 24	@ Iowa	9/5 - 9/10																								
SERIES 25	INDIANAPOLIS	9/12 - 9/17																								
SERIES 26	@ Columbus	9/19 - 9/24																								

 SERIES WINS: 1 (On Road)

 SERIES LOSSES: 1 (At Home)

 SERIES SPLITS: 1 (On Road)



## THE LAST TIME THE STORM CHASERS

THREW A PERFECT GAME	
THREW A 9-INNING NO-HITTER	6/20/1988 vs. Columbus (Luis Aquino, 2-0 win)
THREW A 7-INNING NO-HITTER	7/13/1990 @ Iowa [G1] (Gene Walter, 3-0 win)
THREW A COMBINED NO-HITTER	4/17/1997 vs. Oklahoma City (Jim Converse and Allen McDill, 2-0 win)

THREW A COMBINED 1-HITTER (9 INNINGS)	8/26/2019 vs. Nashville (5-0 Win)
THREW A COMBINED 1-HITTER (7 INNINGS)	Pitchers: Arnaldo Hernandez (8.0 IP), Gabe Speier (1.0 IP)
THREW A COMBINED 2-HITTER (9 INNINGS)	6/12/2022 vs. Lehigh Valley (10-0 Win)
Pitchers:	Zack Greinke (5.0 IP), Andrés Núñez (1.0 IP), Marcelo Martínez (2.0 IP) & Brad Peacock (1.0 IP)
THREW A COMBINED 2-HITTER (7 INNINGS)	
GOT NO-HIT (9 INNINGS)	June 7, 2017 vs. Nashville (4-0 Loss)
Pitchers:	Chris Smith, Sean Doolittle, Tucker Healy and Simon Castro,
GOT NO-HIT (LESS THAN 9 INNINGS)	6/29/2008 vs. Oklahoma [G1] (Dustin Nippert, 2-0 loss)
GOT 1-HIT	8/15/2021 vs. Iowa (10-0 Loss)
GOT 2-HIT	8/17/2022 @ Louisville (4-3 Loss)

THREW A COMBINED 9-INNING SHUTOUT	8/12/2022 @ Toledo (5-0 Win)
Pitchers:	Drew Parrish (6.0 IP), Collin Snider (2.0 IP), Sam Freeman (1.0 IP)
THREW SHUTOUTS IN 3 STRAIGHT GAMES	8/7/2018 vs. Salt Lake and 8/9 and 8/10/2018 @ Round Rock(5-0, 9-0, 2-0)
THREW BACK-TO-BACK SHUTOUTS	8/9 and 8/10/2018 @ Round Rock(9-0 Win & 2-0 Win)
GOT SHUT OUT (9 INNINGS)	8/5/2022 vs. St. Paul (5-0 Loss)
GOT SHUT OUT IN BACK-TO-BACK GAMES	7/23 and 7/24/2022 vs. Iowa (10-0 Loss, 7-0 Loss)
GOT SHUT OUT IN 3 STRAIGHT GAMES	
GOT SHUT OUT (LESS THAN 9 INNINGS)	5/28, 2022 @ Louisville [G2] (3-0 Loss)

WON 10 GAMES IN A ROW	June 5 to June 16, 2012
WON 9 GAMES IN A ROW	May 22 to June 1, 2021
WON 8 GAMES IN A ROW	May 23 to May 30, 2010
WON 7 GAMES IN A ROW	July 21 to July 26, 2015
WON 6 GAMES IN A ROW	August 25 to August 31, 2021

LOST 10 GAMES IN A ROW	August 6 to August 16, 2006
LOST 8 GAMES IN A ROW	June 6 to June 14, 2016
LOST 7 GAMES IN A ROW	April 20 to April 28, 2019
LOST 6 GAMES IN A ROW	May 4 to May 9, 2018

STRUCK OUT 19+ OPPOSING HITTERS	5/6/2021 vs. St. Paul (19)
STRUCK OUT 17+ OPPOSING HITTERS	5/6/2021 vs. St. Paul (19)
STRUCK OUT 15+ OPPOSING HITTERS	9/22/2022 vs. Iowa (15)
STRUCK OUT 10+ OPPOSING HITTERS	4/14/2023 @ Iowa (14)

SCORED 20+ RUNS IN ONE GAME	7/4/2022 vs. Toledo (20)
SCORED 15+ RUNS IN ONE GAME	7/4/2022 vs. Toledo (20)
SCORED 10+ RUNS IN ONE GAME	4/14/2023 @ Iowa (11)
ALLOWED 20+ RUNS IN ONE GAME	9/11/2021 @ St. Paul (21)
ALLOWED 15+ RUNS IN ONE GAME	9/11/2022 vs. Indianapolis (19)
ALLOWED 10+ RUNS IN ONE GAME	4/13/2023 @ Iowa (14)

HAD 27+ HITS IN ONE GAME	7/4/2022 vs. Toledo (27)
HAD 25+ HITS IN ONE GAME	7/4/2022 vs. Toledo (27)
HAD 20+ HITS IN ONE GAME	7/4/2022 vs. Toledo (27)
HAD 15+ HITS IN ONE GAME	4/1/2023 vs. Indianapolis (16)
HAD 10+ HITS IN ONE GAME	4/14/2023 @ Iowa(11)
ALLOWED 22+ HITS IN ONE GAME	8/2/2019 @ Reno (23)
ALLOWED 20+ HITS IN ONE GAME	8/2/2019 @ Reno (23)
ALLOWED 15+ HITS IN ONE GAME	4/13/2023 @ Iowa (15)
ALLOWED 10+ HITS IN ONE GAME	4/20/2023 vs. Gwinnett (10)

WALKED 14+ TIMES IN ONE GAME	4/14/2022 vs. Louisville (14)
WALKED 10+ TIMES IN ONE GAME	4/20/2023 vs. Gwinnett (11)
WALKED 8+ TIMES IN ONE GAME	4/20/2023 vs. Gwinnett (11)
ALLOWED 13+ WALKS IN ONE GAME	5/8/2007 vs. Sacramento (13)
ALLOWED 10+ WALKS IN ONE GAME	9/21/2022 vs. Iowa (11)
ALLOWED 8+ WALKS IN ONE GAME	4/6/2023 vs. Toledo(8)

HIT 9+ HOME RUNS IN A GAME	7/3/2022 vs. Toledo (9)
HIT 7+ HOME RUNS IN A GAME	7/3/2022 vs. Toledo (9)
HIT 5+ HOME RUNS IN A GAME	7/3/2022 vs. Toledo (9)
HIT 3+ HOME RUNS IN A GAME	4/12/2023 @ Iowa (4)
ALLOWED 7+ HOME RUNS IN A GAME	9/5/2021 vs. Toledo (7)
ALLOWED 5+ HOME RUNS IN A GAME	4/27/2022 vs. Toledo (5)
ALLOWED 3+ HOME RUNS IN A GAME	4/9/2023 vs. Toledo (3)

HAD 2 PLAYERS HIT 2 HOME RUNS IN A GAME	Nate Eaton & Roman Quinn, 7/4/2022 vs. Toledo (20-6 win)
HIT BACK-TO-BACK HOME RUNS	4/5/2023 vs. Toledo, 6th inning (7-6 loss)

HIT 3 STRAIGHT HOME RUNS	5/21/2021 @ Iowa, 9th inning (9-8 loss)
	Anderson Miller (2-run), Sebastian Rivero (solo), Gabriel Cancel (solo)

SCORED 10+ RUNS IN AN INNING	12 Runs, 2nd Inning – 4/8/2019 @ Memphis (14-3 win)
SCORED 7+ RUNS IN AN INNING	7 Runs, 8th Inning – 4/2/2023 @ Indianapolis (8-3 win)
SCORED 5+ RUNS IN AN INNING	6 Runs, 3rd Inning – 4/8/2023 vs. Toledo (13-9 win)
SCORED 5+ RUNS IN AN EXTRA INNING	
ALLOWED 10+ RUNS IN AN INNING	10 Runs, 6th Inning – 7/16/2012 vs. Oklahoma City (16-6 loss)
ALLOWED 7+ RUNS IN AN INNING	8 Runs, 4th Inning – 9/11/2022 vs. Indianapolis (19-9 loss)
ALLOWED 5+ RUNS IN AN INNING	6 Runs, 2nd Inning – 4/13/2023 @ Iowa (14-1 Loss)
ALLOWED 5+ RUNS IN AN EXTRA INNING	
WON A GAME BY 15+ RUNS	14 Runs – 7/4/2023 vs. Toledo (20-6 win)
WON A GAME BY 10+ RUNS	11 Runs – 4/1/2023 vs. Indianapolis (12-1 win)
LOST A GAME BY 15+ RUNS	16 Runs – 9/11/2022 vs. Indianapolis, (19-3 loss)
LOST A GAME BY 10+ RUNS	13 Runs – 4/13/2023 @ Iowa (14-1 Loss)

SCORED 12+ RUNS IN CONSECUTIVE GAMES	9/25/2021 and 9/26/2021 vs. Indianapolis (12-3 Win & 17-12 loss)
SCORED 10+ RUNS IN CONSECUTIVE GAMES	6/26/2022 vs. Columbus & 6/28/2022 @ St. Paul (17-4 Win, 11-2 win)
SCORED JUST ONE RUN WITHOUT AN RBI	5/4/2019 vs. Iowa (6-3 loss)
SCORED MULTIPLE RUNS WITHOUT AN RBI	4/30/2018 @ Iowa (10-3 loss)
SCORED MORE RUNS THAT RECORDED HITS	4/8/2023 vs. Toledo(13-8 win, 13 R on 12 H)

TURNED 6 DOUBLE PLAYS IN ONE GAME	8/25/08 vs. New Orleans
TURNED 5 DOUBLE PLAYS IN ONE GAME	4/1/2023 vs. Indianapolis
TURNED 4 DOUBLE PLAYS IN ONE GAME	8/24/2022 vs. Scranton/Wilkes-Barre
TURNED 3+ DOUBLE PLAYS IN ONE GAME	4/1/2023 vs. Indianapolis (3)
TURNED A TRIPLE PLAY	6/3/1992 @ Denver, 1st Inning (3-2 win)

HIT INTO A TRIPLE PLAY	5-4-3 (Fielders: Sean Berry to Stu Cole to Jeff Conine   Batter: Jim Tatum)
	4/17/2015 vs. New Orleans, Cheslor Cuthbert, 1st Inning (5-3 loss)

COMMITTED 6 ERRORS	5/10/2012 @ Sacramento
COMMITTED 5 ERRORS	4/16/2006 @ Memphis
COMMITTED 4 ERRORS	6/29/2022 @ St. Paul
COMMITTED 3+ ERRORS	4/9/2023 vs. Toledo (3)

EVERY STORM CHASER IN THE STARTING LINEUP HAD A HIT	
EVERY STORM CHASER IN THE STARTING LINEUP SCORED A RUN	4/1/2023 vs. Indianapolis
EVERY STORM CHASER IN THE STARTING LINEUP HAD A HIT AND SCORED A RUN	
LINEUP BATTED AROUND TWICE IN ONE GAME	

WON ON THE LAST AT-BAT OF THE GAME (WALK-OFF WIN)	9/22/2022 vs. Iowa (5-4 Win, 13 innings)
LOST ON THE LAST AT-BAT OF THE GAME (WALK-OFF LOSS)	8/17/2022 @ Louisville (4-3 Loss, 9 innings)
PLAYED BACK-TO-BACK EXTRA-INNING GAMES	

WON BOTH GAMES OF A DOUBLEHEADER	8/22/2022 vs. Scranton/Wilkes-Barre (9-4 Win & 12-10 Win)
PITCHED SHUTOUTS IN BOTH GAMES OF A DOUBLEHEADER	
LOST BOTH GAMES OF A DOUBLEHEADER	

## THE LAST TIME AN OMAHA HITTER...

HAD 6 HITS IN ONE GAME	Matt Diaz, 7/27/2005 @ Portland
HAD 5 HITS IN ONE GAME	Dairon Blanco, 9/15/2022 @ Columbus
HAD 4 HITS IN ONE GAME	Freddy Fermin, 4/11/2023 @ Iowa
HAD 3 HITS IN ONE GAME	Nick Loftin, 4/14/2023 @ Iowa

HIT 3 HOME RUNS IN ONE GAME	Ryan McBroom, 6/13/2021 @ St. Paul
HIT 2 HOME RUNS IN ONE GAME	Freddy Fermin, 4/8/2023 vs. Toledo
HIT 2 TRIPLES IN ONE GAME	Angel Franco, 5/6/2016 @ Iowa
HIT 4 DOUBLES IN ONE GAME	Jordan Parraz, 5/18/2010 @ Las Vegas
HIT 3 DOUBLES IN ONE GAME	Dairon Blanco, 9/15/2022 @ Columbus
HIT 2 DOUBLES IN ONE GAME	Logan Porter, 4/18/2023 vs. Gwinnett
HIT 2 SACRIFICE FLIES IN ONE GAME	Nick Pratto, 4/20/2023 vs. Gwinnett

HIT A GRAND SLAM	Brent Rooker, 9/26/2022 @ St. Paul
HIT AN INSIDE-THE PARK HOME RUN	Bobby Witt Jr., 9/8/2021 @ St. Paul
LED OFF A HOME GAME WITH A HOME RUN	Drew Waters, 8/3/2022 vs. St. Paul
LED OFF A ROAD GAME WITH A HOME RUN	Drew Waters, 8/16/2022 @ Louisville
HIT A PINCH-HIT HOME RUN	Elier Hernández, 5/22/2019 vs. Iowa
HIT A WALK-OFF HOME RUN	Nate Eaton, 5/31/2022 vs. Indianapolis
HIT A WALK-OFF GRAND SLAM	Jimmy Goveen, 5/7/2022 VS. Columbus
HIT A WALK-OFF PINCH-HIT HOME RUN	Chad Santos, 8/23/2005 vs. New Orleans
HIT FOR THE CYCLE	Jimmy Paredes, 5/12/2014 vs. New Orleans

HAD 11 RBI IN ONE GAME	Mike Moustakas, 8/30/2010 vs. Round Rock
HAD 9 RBI IN ONE GAME	Brett Eibner, 4/9/2014 vs. Memphis
HAD 8 RBI IN ONE GAME	Jimmy Paredes, 5/12/2014 vs. New Orleans
HAD 7 RBI IN ONE GAME	Brett Hayes, 4/14/2013 vs. Nashville
HAD 6 RBI IN ONE GAME	Freddy Fermin, 4/8/2023 vs. Toledo
HAD 5 RBI IN ONE GAME	Jakson Reetz, 4/1/2023 @ Indianapolis
HAD 4 RBI IN ONE GAME	Brent Rooker, 9/26/2022 @ St. Paul

SCORED 5 RUNS IN ONE GAME	Brett Eibner, 5/12/2014 vs. New Orleans
SCORED 4 RUNS IN ONE GAME	Maikel Garcia, 9/15/2022 @ Columbus
SCORED 3 RUNS IN ONE GAME	Tyler Gentry, 4/12/2023 @ Iowa

WALKED 4 TIMES IN ONE GAME	MJ Melendez, 8/22/2022 vs. Columbus
WALKED 3 TIMES IN ONE GAME	Tyler Gentry, 4/20/2023 vs. Gwinnett

STOLE 4 BASES IN ONE GAME	Jarrod Dyson, 6/10/2013 @ Nashville
STOLE 3 BASES IN ONE GAME	Drew Waters, 7/27/2022 @ Syracuse
STOLE 2 BASES IN ONE GAME	Samad Taylor, 4/14/2023 @ Iowa

STRUCK OUT 5 TIMES IN ONE GAME	Drew Waters, 8/10/2022 @ Toledo
STRUCK OUT 4 TIMES IN ONE GAME	Brewer Hicklen, 9/16/2022 @ Columbus
STRUCK OUT 3 TIMES IN ONE GAME	Dairon Blanco & Angelo Castellano, 4/20/2023 vs. Gwinnett

REACHED BASE 6 TIMES IN ONE GAME	Nicky Lopez, 7/27/2018 @ Fresno
REACHED BASE 5 TIMES IN ONE GAME	Dairon Blanco, 9/15/2022 @ Columbus
REACHED BASE 4 TIMES IN ONE GAME	Dairon Blanco, 4/14/2023 @ Iowa

REACHED BASE IN EVERY TRIP TO THE PLATE (6 PA)	Brett Eibner, 4/9/2014 vs. Memphis
REACHED BASE IN EVERY TRIP TO THE PLATE (5 PA)	Drew Waters, 7/27/2022 @ Syracuse
REACHED BASE IN EVERY TRIP TO THE PLATE (4 PA)	Freddy Fermin, 4/11/2023 @ Iowa

HAD 2 HOME RUNS IN THE SAME INNING	Brett Eibner: 5th inning, 5/12/2015 vs. Memphis
HAD 2 DOUBLES IN THE SAME INNING	Clay Dungan: 6th inning, 6/26/2022 vs. Columbus
HAD 2 HITS IN THE SAME INNING	Samad Taylor and Maikel Garcia: 8th inning, 4/2/2023 @ Indianapolis
REACHED 2 TIMES IN THE SAME INNING	Samad Taylor and Maikel Garcia: 8th inning, 4/2/2023 @ Indianapolis
SCORED 2 RUNS IN THE SAME INNING	Brewer Hicklen: 6th inning, 8/26/2022 vs. Scranton/WB

HIT HOME RUNS IN 6 STRAIGHT GAMES	Steve Sisco, June 13 to June 21, 1998
HIT HOME RUNS IN 5 STRAIGHT GAMES	Cory Aldridge, July 27 to August 8, 2009
HIT HOME RUNS IN 4 STRAIGHT GAMES	Nick Pratto, August 19 to August 22, 2021
HIT HOME RUNS IN 3 STRAIGHT GAMES	Brent Rooker, September 23 to September 26, 2022
HIT HOME RUNS IN BACK-TO-BACK GAMES	Nick Loftin, April 12 and 13 @ Iowa, 2023
HIT HOME RUNS IN BOTH GAMES OF A DOUBLEHEADER	Nick Pratto: 7/7/2022 @ Indianapolis
HIT HOME RUNS FROM BOTH SIDES OF THE PLATE, GAME	Tim Raines Jr., 8/20/2009 @ Tacoma
HIT HOME RUN IN FIRST OMAHA AT-BAT	Jakson Reetz, 8/28/2022 vs. Scranton/WB [G1]

HAD 2+ HITS IN 7 STRAIGHT GAMES	Johnny Givonetella, August 3 to August 14, 2014
HAD 2+ HITS IN 6 STRAIGHT GAMES	Dairon Blanco, September 10 to September 17, 2022
HAD 2+ HITS IN 5 STRAIGHT GAMES	MJ Melendez, September 25 to October 2, 2021

HAD A 20+ GAME HITTING STREAK	Frank Schwindel, 20 Games: July 22 to August 13, 2018
HAD A 18+ GAME HITTING STREAK	Frank Schwindel, 20 Games: July 22 to August 13, 2018
HAD A 16+ GAME HITTING STREAK	Frank Schwindel, 20 Games: July 22 to August 13, 2018
HAD A 14+ GAME HITTING STREAK	Dairon Blanco, 15 Games: May 15 to July 10, 2022
HAD A 12+ GAME HITTING STREAK	Dairon Blanco, 15 Games: May 15 to July 10, 2022

HAD A 40+ GAME REACHED BASE STREAK	Shane Costa, 46 Games: April 14 to August 8, 2007
HAD A 35+ GAME REACHED BASE STREAK	Alex Gordon, 39 Games: May 9 to June 19, 2010
HAD A 30+ GAME REACHED BASE STREAK	Freddy Fermin, 33 Games: August 3 to September 15, 2022
HAD A 25+ GAME REACHED BASE STREAK	Freddy Fermin, 33 Games: August 3 to September 15, 2022
HAD A 20+ GAME REACHED BASE STREAK	Freddy Fermin, 33 Games: August 3 to September 15, 2022

## THE LAST TIME AN OMAHA PITCHER...

THREW A 1-HITTER (9 INNINGS)	Luis Mendoza, 7/18/2011 @ Memphis
THREW A 1-HITTER (7 INNINGS)	
THREW A 2-HITTER (9 INNINGS)	Jeff Suppan, 6/21/2011 @ Nashville
THREW A 2-HITTER (7 INNINGS)	Arnaldo Hernandez, 7/21/2018 vs. Round Rock [G1]

THREW A 9-INNING COMPLETE GAME SHUTOUT	Luis Mendoza, 7/18/2011 @ Memphis
THREW A 7-INNING COMPLETE GAME SHUTOUT	Jake Kalish, 7/2/2018 vs. Nashville [G1]
THREW A 5-INNING COMPLETE GAME SHUTOUT	Anthony Lerew, 8/31/2010 vs. Round Rock

THREW A 9-INNING COMPLETE GAME	Arnaldo Hernandez, 8/15/2018 vs. Oklahoma City
THREW AN 8-INNING COMPLETE GAME	John Lannan, 6/16/2016 @ Oklahoma City
THREW A 7-INNING COMPLETE GAME	Austin Cox, 8/28/2022 vs. Scranton/WB [G1]
THREW A 6-INNING COMPLETE GAME	Matt Wright, 8/8/2008 @ Nashville [G2]
THREW A 5-INNING COMPLETE GAME	Trevor Oaks, 8/6/2018 vs. Salt Lake

STRUCK OUT 12 IN A GAME	Jakob Junis, 5/26/2017 @ Nashville
STRUCK OUT 11 IN A GAME	John Lamb, 7/9/2014 vs. Iowa
STRUCK OUT 10 IN A GAME	Jackson Kowar, 7/3/2021 @ St. Paul

WALKED 7 IN A GAME	Josh Staumont, 5/24/2017 @ Nashville
WALKED 6 IN A GAME	Drew Parrish, 6/22/2022 vs. Columbus
WALKED 5 IN A GAME	Drew Parrish, 9/16/2022 @ Columbus

ALLOWED 6 HOME RUNS IN A GAME	Matt Wright, 8/18/2007 vs. Albuquerque
ALLOWED 5 HOME RUNS IN A GAME	Christian Binford, 7/2/2017 vs. Colorado Springs
ALLOWED 4 HOME RUNS IN A GAME	Jake Kalish, 9/24/2021 vs. Indianapolis
ALLOWED 3 HOME RUNS IN A GAME	Daniel Mengden, 9/20/2022 vs. Iowa
ALLOWED 2 HOME RUNS IN A GAME	Jonathan Heasley, 4/13/2023 @ Iowa

THREW 120+ PITCHES IN A GAME	Brett Tomko, 8/15/2014 @ Round Rock (127)
THREW 115+ PITCHES IN A GAME	Luke Farrell, 6/8/2017 vs. Nashville (116)
THREW 110+ PITCHES IN A GAME	Christian Binford, 9/3/2017 vs. Iowa (110)
THREW 100+ PITCHES IN A GAME	Austin Cox, 9/22/2022 vs. Iowa (100)
THREW 95+ PITCHES IN A GAME	Jonathan Heasley, 4/19/2023 vs. Gwinnett (95)
THREW 90+ PITCHES IN A GAME	Jonathan Heasley, 4/19/2023 vs. Gwinnett (95)

WON HIS OMAHA DEBUT	Alec Marsh, 9/23/2022 vs. Iowa
THREW A AN IMMACULATE INNING	Anthony Swarzak, 6/3/2021 vs. Iowa