

OMAHA STORM CHASERS GAME NOTES

AT GWINNETT STRIPERS

RHP Brad Keller (0-1, 7.71 ERA) @ LHP Justus Sheffield (1-3, 7.64 ERA)

Wednesday, July 5, 2023 | Game #80 | Road Game #37

6:05 CT/7:05 ET First Pitch | Coolray Field | Lawrenceville, Georgia

Radio: stormchasers.milb.com | TV: Bally Live, MiLB.TV

2-5 / 40-39

1-6 / 34-48

Omaha Storm Chasers | 12356 Ballpark Way, Papillion, Nebraska 68046 | (402) 738-5100 | OmahaStormChasers.com | @OMASstormChasers

UPCOMING SCHEDULE & PROBABLE PITCHERS

UPCOMING GAMES

OPPONENT





TIME (CT)

PROBABLE PITCHERS

| | | | |
|------------------|------------|---------------|--|
| Thursday, July 6 | @ Gwinnett | 6:05 p.m. CT | RHP Max Castillo (2-6, 4.60 ERA) @ TBD |
| Friday, July 7 | @ Gwinnett | 6:05 p.m. CT | LHP Cole Ragans (0-1, 9.64 ERA) @ LHP Jared Shuster (2-1, 4.60 ERA) |
| Saturday, July 8 | @ Gwinnett | 5:05 p.m. CT | LHP Angel Zerpa (0-1, 6.23 ERA) @ RHP Allan Winans (6-3, 2.78 ERA) |
| Sunday, July 9 | @ Gwinnett | 12:05 p.m. CT | LHP Ryan Yarbrough (0-0, 1.23 ERA @ RHP AJ Smith-Shawnee (0-2, 5.87 ERA) |

THE MATCHUP

(UNDERLINE = MiLB LEADER) (BOLD = TRIPLE-A LEADER) (ITALICS = TRIPLE-A WORST)

| | | | |
|--|---|---|---|
|  |  |  |  |
| .267 (6TH) < AVG | .251 (18TH) | 5.19 (8TH) < ERA | 5.38 (14TH) |
| 452 (11TH) < R | 403 (16TH) | 1.56 (12TH) WHIP | 1.49 (6TH) |
| 706 (10TH) < H | 688 (15TH) | .264 (11TH) < AVG | .268 (15TH) |
| 89 (13TH) < HR | 78 (19TH) | 696.2 (10TH) IP | 717.2 (3RD) |
| 364 (14TH) BB | 394 (7TH) | 710 (12TH) < H | 747 (17TH) |
| 684 (7TH) K | 671 (4TH) | 443 (7TH) < R | 473 (17TH) |
| 149 (1ST) < SB | 123 (2ND) | 108 (12TH) HR | 94 (7TH) |
| .361 (7TH) < OBP | .351 (15TH) | 374 (11TH) BB | 323 (2ND) |
| .441 (12TH) < SLG | .398 (19TH) | 696 (14TH) K | 702 (12TH) |
| .802 (10TH) < OPS | .749 (19TH) | 1 (15TH) SHO | 4 (6TH) |

ALL-TIME vs. Stripers..... 1-6 (.143)
ALL-TIME at Omaha..... 1-6 (.143)
ALL-TIME at Gwinnett.....

2023 vs. Stripers..... 1-6 (.143)
2023 at Werner Park..... 1-5 (.167)
2023 at Coolray Field..... 0-1 (.000)

| DATE H/R | SCORE | WIN | LOSS | SAVE |
|----------|---------------|------------------|--------------------|--------------------|
| 4/18 H | L, 4-1 | T. Tice | J. Kowar | Y. Rios |
| 4/19 H | L, 6-2 | B. Burrows | J. Heasley | - |
| 4/20 H | L, 9-3 | B. Moran | M. Castillo | - |
| 4/21 H | L, 7-3 | A. Winans | E. Sisk | - |
| 4/22 H | L, 5-2 | D. Dodd | A. Núñez | Y. Rios |
| 4/23 H | W, 5-3 | M. Mayers | N. Kingham | N. Wittgren |
| 7/4 R | L, 3-1 | R. Muñoz | J. Kowar | G. Holmes |
| 7/5 R | | | | |
| 7/6 R | | | | |
| 7/7 R | | | | |
| 7/8 R | | | | |
| 7/9 R | | | | |

STORM CHASERS ON THE RISE

8 Omaha players that appear on a Top-30 Royals prospects ranking

| PLAYER (POSITION) | MLB PIPELINE | BASEBALL AMERICA |
|--------------------------------|---------------|------------------|
| Tyler Gentry (OF) | Royals No. 6 | Royals No. 7 |
| Jonathan Bowlan (RHP) | Royals No. 7 | Royals No. 13 |
| Angel Zerpa (LHP) <i>REHAB</i> | Royals No. 9 | Royals No. 14 |
| Samad Taylor (INF) | Royals No. 19 | Royals No. 25 |
| Will Klein (RHP) | Royals No. 22 | Royals No. 23 |
| Tucker Bradley (OF) | Royals No. 26 | - |
| Anthony Veneziano (LHP) - | | Royals No. 9 |
| Christian Chamberlain (LHP) - | | Royals No. 24 |



STORM CHASERS PRESS BOX

Game Notes compiled by Nicholas Badders

Credential Requests: nicholasb@omahastormchasers.com

Omaha Storm Chasers gameday information, as well as the 2023 Storm Chasers Media Guide can be found at milb.com/omaha/ballpark/media.

YESTERDAY'S GAME

| | 1 | 2 | 3 | 4 | 5 | 6 | 7 | 8 | 9 | R | H | E | LO |
|--|---|---|---|---|---|---|---|---|---|---|---|---|----|
|  Omaha | 0 | 0 | 0 | 1 | 0 | 0 | 0 | 0 | 0 | 1 | 3 | 1 | 3 |
|  Gwinnett | 0 | 0 | 0 | 0 | 0 | 0 | 2 | 1 | x | 3 | 4 | 0 | 6 |

WIN: Roddey Muñoz (2-2) | LOSS: Jackson Kowar (2-5) | SAVE: Grant Holmes (5)

LAWRENCEVILLE, GA. – After playing close for much of the game, the Omaha Storm Chasers fell down late and could not come back against the Gwinnett Stripers in a 3-1 loss Tuesday.

- Starting pitcher **Ryan Yarbrough** delivered his best rehab outing yet, as the southpaw held Gwinnett to just three hits over 6.0 innings of work, with just one walk and six strikeouts.
- In that time, the Chasers could only muster one run of support, on an RBI single in the 4th inning from **Brewer Hicklen**.
- After Hicklen's single in the 4th, he was caught stealing second and **Clay Dungan** blooped a double to center field, the last hit Omaha got the rest of the night, held to just three ... with the double and a walk, Dungan was the only Chaser that reached base twice in the game.
- As soon as Yarbrough exited the game, the Stripers flipped the momentum in their favor in the 7th inning ... reliever **Jackson Kowar** walked three and hit two batters, including four straight free passes with two outs to plate two runs and put Gwinnett ahead the rest of the night.
- While **Jonah Dipoto** worked out of the bases-loaded jam in the 7th, he allowed a solo homer in the 8th inning that was an important run of insurance for the Stripers.
- The four combined runs between the two teams were the second-fewest in a Storm Chasers game this season, while seven combined hits were the fewest for an Omaha contest in 2023.

NOTES AND NUGGETS

LET'S RAVE

- Since joining the Storm Chasers in mid-June, outfielder **John Rave** has not only been one of Omaha's best hitters, but one of the best hitters in the International League.
- Rave has reached in all 16 games he's played since his promotion from Double-A NW Arkansas on June 13, with hits in 14 of 16 ... he's scored a run in 12 straight games and driven in more than one run per game, 16 RBI in 15 games.
 - Among qualified International League players since June 13, Rave ranks 1st in batting average (.434), 2nd in on-base percentage (.516), 4th in slugging percentage (.755) and 4th in OPS (1.271) ... his 23 hits, 40 total bases, 10 extra-base hits, 3 home runs and 16 runs batted in all lead Omaha since June 13.
 - Even dating back prior to his promotion, factoring in his last 11 games with the Nationals, Rave has reached base in his last 27 games between AA and AAA ... since May 30, he has a .362 average, .466 on-base percentage and 1.030 OPS.

PUSHING PORTER

While he started off the season slugging in April and slumped in May, catcher **Logan Porter** flipped a switch in June at the plate.

- Porter has reached base in 29 straight games, it's the longest of his career, the longest active streak in the International League and the 3rd-longest in the Minor Leagues right now ... since May 23 when the streak began, he's hitting .307 (31-for-101) with a .442 OBP.
- After finishing 2022 with the 4th-highest on-base percentage in Minor League Baseball (.442), Porter drew just 15 walks over 40 games between April and May, for a .325 OBP ... in June alone, he drew 22 walks over 21 games and with a .500 OBP last month, to go along with a .348 average (24-for-69) and hits in 17 of 21 games.

THAT'S WHAT SPEED DO

The Chasers have 149 steals in 79 games (average 1.89 SB/game) and have been caught 30 times for a success rate of 83.24%.

- Omaha's 149 steals are the most of any Triple-A team and tied 5th of all teams in Minor League Baseball ... the Clearwater Threshers (Philadelphia Single-A) lead the minors (182) ... **Omaha is 44 steals away from breaking the franchise's single-season record of 192, set in 1986 and need to average 0.65 steals/game the last 68 games of the year.**
- The Chasers have stolen at least one base in 55 of 79 games (69.62%), with multiple steals in 40 games and 10 occasions of 5+ steals.
- Samad Taylor was optioned back to Omaha yesterday after he opened the season with Omaha and stole 34 bases in 62 games ... he still ranks 3rd in the league (and Triple-A in steals, tied 9th in MiLB, despite not playing in a Triple-A game between June 16 and July 3).

THE FUTURE IS HERE

Last week, it was announced pitcher **Will Klein** will represent the Kansas City Royals at the 2023 SiriusXM All-Star Futures Game at Seattle's T-Mobile Park on Saturday, July 8.

- Klein earned his first promotion to Triple-A on June 13 ... in 6 games with Omaha, he's allowed just 2 earned runs in 8.0 innings (2.25 ERA) and had recorded 15 strikeouts (16.88 K/9).
- Klein's fastball has averaged 97.5 mph over his 7.0 innings with Omaha with a team-best 100.7mph fastball in his outing on June 21 @ Rochester ... he's thrown Omaha's 6 fastest pitches this season and 15 of the fastest 20, including 4 over 100.0 mph.
- Between the two levels this season, Klein has 58 strikeouts in 37.1 IP (14.22 K/9), the 3rd-highest K/9 among Royals minor league pitchers that have thrown at least 30.0 innings in 2023 ... his 34.9% K% ranks 4th among that same group.

QUALITY STARTS

- Last night, **Ryan Yarbrough** tossed Omaha's 14th quality start of the season.
- Omaha got 5 quality starts in April, 3 in May and 5 in June, this was the first in July.

AT A GLANCE

RECENT (L3)

| | |
|---------------------|------|
| Last 5 Games | 1-4 |
| Last 10 Games | 4-6 |
| Last 20 Games | 13-7 |

SPLIT SEASON

| | |
|----------------|-------|
| 1st Half | 38-34 |
| 2nd Half | 2-5 |

HOME/AWAY

| | |
|------------------|-------|
| Home Games | 19-24 |
| Away Games | 21-15 |

TIME OF DAY

| | |
|-------------------|-------|
| Night Games | 26-28 |
| Day Games | 14-11 |

MONTH

| | |
|-----------------|-------|
| March | 1-0 |
| April | 9-15 |
| May | 12-14 |
| June | 17-7 |
| July | 1-3 |
| August | |
| September | |

OPPONENT

| | |
|------------------------|-----|
| vs. Columbus | 6-0 |
| vs. Gwinnett | 1-6 |
| vs. Indianapolis | 8-0 |
| vs. Iowa | 4-6 |
| vs. Louisville | 2-4 |
| vs. Memphis | 2-4 |
| vs. Nashville | 2-4 |
| vs. Rochester | 4-2 |
| vs. Scranton/WB | 3-3 |
| vs. St. Paul | 2-4 |
| vs. Toledo | 6-6 |

DAY OF THE WEEK

| | |
|--------------------|------|
| on Monday | 0-1 |
| on Tuesday | 4-9 |
| on Wednesday | 5-8 |
| on Thursday | 7-6 |
| on Friday | 11-3 |
| on Saturday | 5-7 |
| on Sunday | 8-5 |

THIS WEEK'S SERIES

| | |
|---------------------------|----------------------|
| Record | 0-1 |
| Batting Average | (.103) |
| Runs/Per Game | 1/1.0 |
| Home Runs | 0 |
| ERA | 3.38 (3 ER / 8.0 IP) |
| Strikeouts (K/9) | 7 (7.88) |
| Saves/Opportunities | 0/1 |



QUICK FACTS

| | |
|-------------------------------|--|
| Founded..... | 2011 (1969-2010: Omaha Royals) |
| Colors..... | Royal Blue, Twister Gold, Blackout Black |
| League..... | International League (Since 2021) |
| Ownership..... | Alliance Baseball Omaha LLC |
| General Manager..... | Laurie Schlender (4th Year) |
| Home Ballpark (Capacity)..... | Werner Park (9,023, 6,254 fixed seats) |
| Dimensions..... | LF- 310 CF- 402 RF- 315 |

ACTIVE ROSTER BREAKDOWN

| | | | |
|------------------|------------------|---|----|
| Age 23..... | 2 | Native of Cuba..... | 1 |
| Age 24..... | 2 | Native of United States..... | 22 |
| Age 25..... | 5 | Native of Venezuela..... | 4 |
| Age 26..... | 6 | Acquired by Royals via Free Agency..... | 10 |
| Age 27..... | 3 | (International)..... | 1 |
| Age 28..... | 1 | (Minor League)..... | 6 |
| Age 29..... | 2 | (Undrafted)..... | 3 |
| Age 31..... | 1 | Acquired by Royals via Trade..... | 5 |
| Age 34..... | 1 | Acquired by Royals via First Year Player Draft..... | 13 |
| Average Age..... | 26 Years 95 Days | (High School)..... | 0 |
| Median Age..... | 26 | (Rounds 1-5)..... | 7 |
| | | (2017 Draft)..... | 1 |
| | | (2nd Year/College)..... | 1 |
| | | (Rounds 6-10)..... | 3 |
| | | (2018 Draft)..... | 5 |
| | | (3rd Year/College)..... | 10 |
| | | (Rounds 11-20)..... | 1 |
| | | (2019 Draft)..... | 4 |
| | | (4th+ Year/College)..... | 2 |
| | | (Rounds 21-40)..... | 2 |
| | | (2020 Draft)..... | 3 |

PRO-NUN-SEE-AY-SHUNS

PLAYERS

| | |
|----------------------------|------------------------------|
| 2 RYAN GOINS..... | (GO-ins) |
| 6 CLAY DUNGAN..... | (duhn-ginn) |
| 11 ADEINY HECHAVARRIA..... | (ah-DAY-nee etch-ah-vah-RIA) |
| 17 ANGELO CASTELLANO..... | (kass-tay-AH-noh) |
| 21 MIKE MAYERS..... | (Myers) |
| 22 JERMAINE PALACIOS..... | (pah-LAH-see-ohs) |
| 25 COLE RAGANS..... | (ray-gins) |
| 31 JONATHAN BOWLAN..... | (boh-lin) |
| 37 JACKSON KOWAR..... | (coh-wahr) |
| 41 ANGEL ZERPA..... | (AHN-hel SAIR-pah) |
| 48 RYAN YARBROUGH..... | (Yahr-bro) |
| 50 MAX CASTILLO..... | (ca-STEE-yo) |
| 55 JONAH DIPOTO..... | (dih-POH-to) |
| 56 ANTHONY VENEZIANO..... | (va-nee-z-ee-ah-no) |
| 58 BROOKS KRISKE..... | (KRIS-kee) |
| 60 JOSÉ BRICEÑO..... | (bree-SEN-yo) |

COACHES

| | |
|--------------------------|----------------------------|
| 23 MIKE JIRSCHLE..... | (jursh-LEE) |
| 33 DAVID NOWORYTA..... | (Nova-REE-tah) |
| 52 BIJAN RADEMACHER..... | (bee-ZHON RAH-de-moch-err) |

UNIFORM RECORDS

STANDARD UNIFORMS

| | | | |
|---|--|--|--|
| | | | |
| Blue Vortex Home: 6-11 Road: 0-0 | Blue O-Bolt (25-16) Home: 4-1 Road: 21-15 | Powder SC Home: 6-5 Road: 0-0 | Powder O Home: 3-0 Road: 0-0 |
| | | | |
| Home White Home: 5-10 Road: 0-0 | Road Grey Home: 0-0 Road: 9-8 | Blue O-Bolt (16-9) Home: 4-1 Road: 12-8 | Powder Blue Home: 6-5 Road: 0-0 |

SPECIALTY/THEME NIGHTS (1-6)

| | | | | | | |
|---|--|--|--|--|--|--|
| | | | | | | |
| Black O-Bolt Home: 0-3 Road: 0-0 | Patriotic (0-2) Home: 0-1 Road: 0-1 | Runzas Home: 0-1 Road: 0-0 | Cattlemen Home: 0-1 Road: 0-0 | Rockets Home: 0-0 Road: 0-0 | Marvel Home: 0-0 Road: 0-0 | Throwback Home: 0-0 Road: 0-0 |
| | | | | | | |
| Community Home: 0-3 Road: 0-0 | Star Wars Home: 1-0 Road: 0-0 | Patriotic Home: 0-2 Road: 0-0 | Runzas Home: 0-1 Road: 0-0 | Cattlemen Home: 0-1 Road: 0-0 | Rockets Home: 0-0 Road: 0-0 | Marvel Home: 0-0 Road: 0-0 |

RECENT TRANSACTIONS

2023 BREAKING ROSTER

Pitchers (15): RHP Max Castillo, LHP Austin Cox, RHP Jonathan Heasley, RHP Jackson Kowar, RHP Brooks Kriske, LHP Marcelo Martinez, RHP Mike Mayers, RHP Andrés Núñez, LHP Drew Parrish, LHP Evan Sisk, RHP Collin Snider, RHP Josh Staumont, LHP Josh Taylor, RHP Ryan Weiss, RHP Nick Wittgren

Catchers (3): Freddy Fermin, Logan Porter, Jakson Reetz

Infielders (6): CJ Alexander, Angelo Castellano, Maikel Garcia, Nick Loftin, Nick Pratto, Samad Taylor

Outfielders (3): Dairon Blanco, Tucker Bradley, Brewer Hicklen

61 DIFFERENT PLAYERS HAVE APPEARED IN A GAME FOR OMAHA IN 2023 (28 HITTERS, 33 PITCHERS)

| | | | | | |
|-----|------|---|------|------|---|
| 64. | 6/13 | RHP Will Klein transferred to Omaha from NW Arkansas (AA) | 87. | 6/24 | LHP Ryan Yarbrough sent on a rehab assignment to Omaha |
| 65. | | RHP Alec Marsh transferred to Omaha from NW Arkansas (AA) | 88. | | RHP Jackson Kowar optioned to Omaha |
| 66. | | OF John Rave transferred to Omaha from NW Arkansas (AA) | 89. | | RHP James McArthur recalled by KANSAS CITY from Omaha |
| 67. | | INF Greyson Jenista transferred to NW Arkansas (AA) from Omaha | 90. | 6/26 | OF Nate Eaton optioned to Omaha |
| 68. | | INF Paxton Wallace transferred to Quad Cities (A+) from Omaha | 91. | 6/27 | RHP Daniel Mengden released |
| 69. | | OF Kyle Isbel sent on a rehab assignment to Omaha | 92. | | RHP Andrés Núñez traded to Boston Red Sox |
| 70. | | INF Matt Beaty assigned to Omaha | 93. | | OF Kyle Isbel returned to KANSAS CITY from rehab assignment |
| 71. | | INF Jermaine ios assigned to Omaha | 94. | 6/28 | LHP Angel Zerpa 's rehab assignment transferred to Omaha |
| 72. | 6/15 | INF Johan Camargo released | 95. | | RHP Brad Keller sent on a rehab assignment to Omaha |
| 73. | 6/16 | INF Adeiny Hechavarría assigned to Omaha | 96. | | LHP Marcelo Martínez released |
| 74. | | INF Samad Taylor recalled by KANSAS CITY from Omaha | 97. | 6/30 | RHP Alec Marsh recalled by KANSAS CITY from Omaha |
| 75. | | OF Nate Eaton optioned to Omaha | 98. | | RHP James McArthur optioned to Omaha |
| 76. | | C José Briceño transferred to Omaha from NW Arkansas (AA) | 99. | | INF Michael Massey sent on a rehab assignment to Omaha |
| 77. | | C Jakson Reetz released | 100. | | LHP Amir Garrett returned to KANSAS CITY from rehab assignment |
| 78. | 6/18 | RHP Brooks Kriske selected by KANSAS CITY from Omaha | 101. | 7/1 | LHP Cole Ragans acquired in a trade with TEXAS and optioned to Omaha |
| 79. | | INF Matt Beaty selected by KANSAS CITY from Omaha | 102. | | RHP Brooks Kriske optioned to Omaha |
| 80. | 6/20 | LHP Drew Parrish transferred NW Arkansas (AA) from Omaha | 103. | | RHP Collin Snider recalled by KANSAS CITY from Omaha |
| 81. | | RHP Jonathan Bowlan transferred to Omaha from NW Arkansas (AA) | 104. | 7/4 | INF Michael Massey returned to KANSAS CITY from rehab assignment |
| 83. | 6/22 | LHP Amir Garrett sent on a rehab assignment to Omaha | 105. | | RHP Jonathan Heasley recalled by KANSAS CITY from Omaha |
| 84. | | RHP Mike Mayers sent outright to Omaha | 106. | | LHP Austin Cox optioned to Omaha |
| 85. | 6/23 | OF Nate Eaton recalled by KANSAS CITY from Omaha | 107. | | INF Samad Taylor optioned to Omaha |
| 86. | | INF Paxton Wallace transferred to Omaha from Quad Cities (A+) | 108. | 7/5 | RHP Dylan Coleman recalled by KANSAS CITY from Omaha |

MANAGER: MIKE JIRSCHLE • #23

- Mike Jirschele returns for his 15th season as Omaha's manager, his 18th season managing in Minor League Baseball and 32nd season overall with the Royals organization, named to the position of Storm Chasers manager on January 13, 2023, after previously managing Triple-A Omaha from 1995-97 and 2003-13.
- Jirschele served on the Kansas City Royals coaching staff as the Third Base Coach from 2014-19 and won the World Series in 2015. Jirschele most recently served as the bench coach under manager Chris Witheridge during the 2022 season with the Double-A Northwest Arkansas Naturals. He spent the 2021 season as Witheridge's bench coach for the High-A Central champion Quad Cities River Bandits and served as Special Assistant to the General Manager in 2020.
- In his second stint as Omaha's manager, over 11 years from 2003 to 2013, he led the team to four division titles, three consecutive trips to the Pacific Coast League Championship Series (2011-2013), two PCL titles (2011, 2013) and the team's first of two Triple-A National Championships in 2013.
- He earned the 2011 Mike Coolbaugh Award for *outstanding baseball work ethic, knowledge of the game and skill in mentoring young players on the field* and he is a four-time recipient of the Dick Howser Award (1992, 1994, 2005, 2011), recognizing outstanding work in player development within the Royals organization.
- Prior to his time with Omaha and Kansas City, he served as the Royals Minor League Infield Coordinator for four years, from 1998-2002, and he held managerial positions with Wilmington (1994), Rockford (1993) and the Gulf Coast Royals (1992).
- He appeared 999 games in the Minor Leagues across 13 years, between 1977 and 1990, including 22 games with the Omaha Royals between 1988 and 1989.

PITCHING COACH: DANE JOHNSON • #59

- Dane Johnson enters his fourth year in the Royals organization and as the Storm Chasers pitching coach, after joining Kansas City ahead of the 2020 season. 2023 marks his 24th season coaching overall.
- He previously spent one season in the Miami Marlins organization (2019) as a Pitching Consultant and 19 seasons with the Toronto Blue Jays as a Minor League Pitching Coach from 2000-03, Pitching Coordinator from 2004-14 and Major League Bullpen Coach from 2015-18.
- Prior to entering coaching, spent 15 years as a player, including over 280 games in the Minor Leagues and parts of three seasons in the Majors with the Chicago White Sox (1994), Blue Jays (1996) and Oakland Athletics (1997), also playing two seasons (1990-1991) in the Chinese Professional Baseball League.
- Johnson and his wife, Gina, reside in Palm Harbor, Florida. They have two children: a daughter, Madison (31), and son, Cobi (27).

HITTING COACH: BIJAN RADEMACHER • #52

- Bijan Rademacher (*bi-ZHON RAH-de-moch-err*) joins the Royals as the Omaha Storm Chasers Hitting Coach this year after spending the last two years with the Arizona Diamondbacks as their Minor League Hitting Coordinator (2021) and ACL Hitting Coach (2022).
- Prior to coaching, he spent eight years playing professionally (2012-2019), spanning seven seasons in the Chicago Cubs organization (2012-18) and slashed .280/.361/.402 over 702 career MiLB games, reaching as high as Triple-A. He also played one season in independent baseball (2019) with the New Britain Bees in the Atlantic League, in addition to an offseason in the Mexican Pacific Winter League.
- Over 243 career Triple-A games with the Iowa Cubs, he played 11 games at Werner Park and was a .378 hitter (14-for-37) with one homer and 5 runs batted in while playing in Omaha.
- Rademacher lives in Tempe, Arizona with his wife Melissa.

BENCH COACH: DAVID NOWORYTA • #33 (3RD BASE COACH)

- David Noworyta (*Nova-REE-tah*) enters his second year in the Royals organization and first as Omaha's Bench Coach, after making his coaching debut in 2022 as the Assistant Hitting Coach for the River Bandits Kansas City's High-A affiliate.
- Prior to coaching, he spent four years playing professionally (2018-21), including three minor league seasons in the Detroit Tigers organization (2018-20), and one with the Independent Pioneer League's Billings Mustangs in 2021. Before signing with Detroit in 2018, Noworyta graduated from the University of Hawaii with a bachelor's degree in communications and journalism, and played in parts of three seasons for their baseball team.
- Noworyta attended Holy Cross Academy (N.J.), where he played baseball and basketball, and was selected by the Royals in the 37th round of the 2014 MLB Draft. He resides in Hainesport, N.J. in the offseason.

CERTIFIED ATHLETIC TRAINER: JAMES STONE

- James Stone is entering his fifth season as the Certified Athletic Trainer for the Storm Chasers after serving the previous seven seasons with the Wilmington Blue Rocks (Royals High-A), including the 2015 season, in which he was named Carolina League Athletic Trainer of the Year.
- He joined the Kansas City organization in 2010 as the athletic trainer for the Class-A Burlington Bees. He came to the Royals after spending one season with the Central Valley Coyotes (Fresno, California) in Arena Football 2.
- Stone worked three seasons in the Florida Marlins organization, with stops in Jupiter (2008), Greensboro (2007) and Jamestown (2006), winning New York-Penn League Trainer of the Year honors in 2006.
- He was the Strength and Conditioning Coach for the Baltimore Orioles Class-A affiliate, the Delmarva Shorebirds, in 2005.
- Stone graduated with a bachelor's of science in kinesiology from Cal State-Northridge. He resides in Simi Valley, California with his dog, Ozzie.

STRENGTH & CONDITIONING COACH: YANNICK PLANTE

- Yannick Plante is entering his third season as the Strength & Conditioning Coach for the Storm Chasers, after being slated to serve in that role with Northwest Arkansas in 2020.
- He began with the Kansas City Organization in 2019 as the athletic trainer for the Burlington Royals (Advanced Rookie, Appalachian League). He was then a staff member of the Surprise Saguaros of the Arizona Fall League in the fall of 2019.
- Plante has a master's degree in kinesiology from the University of Calgary and a bachelor's degree in human kinetics with specialization in biophysics from the University of Ottawa. He currently lives in Ottawa, Ontario.



Brad Keller - Pitching - Stat Splits - 2023 - Regular Season (MLB)

| Split | Team | W | L | ERA | G | GS | CG | SHO | SV | IP | H | R | ER | HR | HB | BB | IBB | SO | WHIP | AVG | AB | WP | BK | GIDP | TBF | NP-S |
|---------------------------|------|---|---|------|---|----|----|-----|----|------|----|----|----|----|----|----|-----|----|------|------|-----|----|----|------|-----|-----------|
| Home Games | KC | 1 | 3 | 6.00 | 4 | 4 | 0 | 0 | 0 | 18.0 | 22 | 13 | 12 | 2 | 1 | 17 | 0 | 13 | 2.17 | .324 | 68 | 2 | 0 | 6 | 86 | 352 - 202 |
| Away Games | KC | 2 | 1 | 3.20 | 5 | 5 | 0 | 0 | 0 | 25.1 | 19 | 10 | 9 | 1 | 2 | 23 | 0 | 18 | 1.66 | .213 | 89 | 5 | 0 | 4 | 115 | 480 - 258 |
| Day Games | KC | 1 | 1 | 2.30 | 3 | 3 | 0 | 0 | 0 | 15.2 | 14 | 4 | 4 | 0 | 1 | 12 | 0 | 13 | 1.66 | .250 | 56 | 2 | 0 | 4 | 69 | 274 - 157 |
| Night Games | KC | 2 | 3 | 5.53 | 6 | 6 | 0 | 0 | 0 | 27.2 | 27 | 19 | 17 | 3 | 2 | 28 | 0 | 18 | 1.99 | .267 | 101 | 5 | 0 | 6 | 132 | 558 - 303 |
| On Grass | KC | 2 | 4 | 4.41 | 7 | 7 | 0 | 0 | 0 | 32.2 | 34 | 18 | 16 | 2 | 2 | 33 | 0 | 22 | 2.05 | .283 | 120 | 6 | 0 | 9 | 155 | 632 - 348 |
| On Turf | KC | 1 | 0 | 4.22 | 2 | 2 | 0 | 0 | 0 | 10.2 | 7 | 5 | 5 | 1 | 1 | 7 | 0 | 9 | 1.31 | .189 | 37 | 1 | 0 | 1 | 46 | 200 - 112 |
| April | KC | 2 | 2 | 3.56 | 6 | 6 | 0 | 0 | 0 | 30.1 | 24 | 12 | 12 | 1 | 2 | 24 | 0 | 24 | 1.58 | .226 | 106 | 4 | 0 | 7 | 133 | 555 - 315 |
| May | KC | 1 | 2 | 6.23 | 3 | 3 | 0 | 0 | 0 | 13.0 | 17 | 11 | 9 | 2 | 1 | 16 | 0 | 7 | 2.54 | .333 | 51 | 3 | 0 | 3 | 68 | 277 - 145 |
| Pre All-Star | KC | 3 | 4 | 4.36 | 9 | 9 | 0 | 0 | 0 | 43.1 | 41 | 23 | 21 | 3 | 3 | 40 | 0 | 31 | 1.87 | .261 | 157 | 7 | 0 | 10 | 201 | 832 - 460 |
| On Mondays | KC | 0 | 1 | 7.04 | 2 | 2 | 0 | 0 | 0 | 7.2 | 7 | 7 | 6 | 0 | 1 | 14 | 0 | 4 | 2.74 | .250 | 28 | 3 | 0 | 1 | 44 | 189 - 90 |
| On Tuesdays | KC | 0 | 1 | 6.75 | 1 | 1 | 0 | 0 | 0 | 4.0 | 3 | 3 | 3 | 0 | 0 | 5 | 0 | 2 | 2.00 | .231 | 13 | 1 | 0 | 2 | 18 | 81 - 46 |
| On Wednesdays | KC | 2 | 0 | 1.54 | 2 | 2 | 0 | 0 | 0 | 11.2 | 6 | 2 | 2 | 1 | 1 | 5 | 0 | 11 | 0.94 | .154 | 39 | 0 | 0 | 2 | 45 | 193 - 110 |
| On Fridays | KC | 1 | 1 | 6.30 | 2 | 2 | 0 | 0 | 0 | 10.0 | 14 | 8 | 7 | 2 | 0 | 7 | 0 | 4 | 2.10 | .359 | 39 | 1 | 0 | 3 | 46 | 189 - 115 |
| On Saturdays | KC | 0 | 0 | 1.69 | 1 | 1 | 0 | 0 | 0 | 5.1 | 6 | 1 | 1 | 0 | 0 | 5 | 0 | 4 | 2.06 | .300 | 20 | 2 | 0 | 1 | 25 | 92 - 49 |
| On Sundays | KC | 0 | 1 | 3.86 | 1 | 1 | 0 | 0 | 0 | 4.2 | 5 | 2 | 2 | 0 | 1 | 4 | 0 | 6 | 1.93 | .278 | 18 | 0 | 0 | 1 | 23 | 88 - 50 |
| In games following a loss | KC | 3 | 4 | 4.36 | 9 | 9 | 0 | 0 | 0 | 43.1 | 41 | 23 | 21 | 3 | 3 | 40 | 0 | 31 | 1.87 | .261 | 157 | 7 | 0 | 10 | 201 | 832 - 460 |
| Starter | KC | 3 | 4 | 4.36 | 9 | 9 | 0 | 0 | 0 | 43.1 | 41 | 23 | 21 | 3 | 3 | 40 | 0 | 31 | 1.87 | .261 | 157 | 7 | 0 | 10 | 201 | 832 - 460 |

Brad Keller - Opposing Hitting - Stat Splits - 2023 - Regular Season (MLB)

| Split | Team | AVG | G | AB | R | H | 2B | 3B | HR | RBI | BB | IBB | SO | SB | CS | OBP | SLG | OPS | HBP | SAC | SF | GIDP |
|----------------------|------|------|---|-----|---|----|----|----|----|-----|----|-----|----|----|----|-------|-------|-------|-----|-----|----|------|
| vs Left | KC | .265 | 9 | 83 | | 22 | 7 | 0 | 1 | 8 | 21 | 0 | 16 | | | .415 | .386 | .801 | 1 | 0 | 1 | 6 |
| vs Right | KC | .257 | 9 | 74 | | 19 | 1 | 0 | 2 | 11 | 19 | 0 | 15 | | | .421 | .351 | .772 | 2 | 0 | 0 | 4 |
| Team is ahead | KC | .222 | 5 | 54 | | 12 | 2 | 0 | 0 | 4 | 8 | 0 | 13 | | | .328 | .259 | .587 | 1 | 0 | 1 | 5 |
| Team is behind | KC | .256 | 7 | 43 | | 11 | 4 | 0 | 2 | 9 | 16 | 0 | 6 | | | .475 | .488 | .963 | 2 | 0 | 0 | 1 |
| Score is tied | KC | .300 | 9 | 60 | | 18 | 2 | 0 | 1 | 6 | 16 | 0 | 12 | | | .447 | .383 | .830 | 0 | 0 | 0 | 4 |
| Batting First | KC | .286 | 9 | 21 | | 6 | 0 | 0 | 0 | 2 | 5 | 0 | 1 | | | .423 | .286 | .709 | 0 | 0 | 0 | 1 |
| Batting Second | KC | .211 | 9 | 19 | | 4 | 1 | 0 | 0 | 1 | 6 | 0 | 6 | | | .423 | .263 | .686 | 1 | 0 | 0 | 2 |
| Batting Third | KC | .250 | 9 | 20 | | 5 | 2 | 0 | 2 | 5 | 4 | 0 | 2 | | | .400 | .650 | 1.050 | 1 | 0 | 0 | 3 |
| Batting Fourth | KC | .105 | 9 | 19 | | 2 | 0 | 0 | 1 | 1 | 4 | 0 | 5 | | | .261 | .263 | .524 | 0 | 0 | 0 | 0 |
| Batting Fifth | KC | .400 | 9 | 15 | | 6 | 1 | 0 | 0 | 0 | 8 | 0 | 2 | | | .609 | .467 | 1.076 | 0 | 0 | 0 | 0 |
| Batting Sixth | KC | .353 | 9 | 17 | | 6 | 0 | 0 | 0 | 1 | 4 | 0 | 2 | | | .476 | .353 | .829 | 0 | 0 | 0 | 1 |
| Batting Seventh | KC | .368 | 9 | 19 | | 7 | 4 | 0 | 0 | 4 | 2 | 0 | 4 | | | .429 | .579 | 1.008 | 0 | 0 | 0 | 2 |
| Batting Eighth | KC | .231 | 9 | 13 | | 3 | 0 | 0 | 0 | 5 | 4 | 0 | 4 | | | .389 | .231 | .620 | 0 | 0 | 1 | 1 |
| Batting Ninth | KC | .143 | 9 | 14 | | 2 | 0 | 0 | 0 | 0 | 3 | 0 | 5 | | | .333 | .143 | .476 | 1 | 0 | 0 | 0 |
| Leading Off | KC | .242 | 9 | 33 | | 8 | 0 | 0 | 0 | 0 | 13 | 0 | 7 | | | .457 | .242 | .699 | 0 | 0 | 0 | 0 |
| First Inning | KC | .214 | 9 | 28 | 3 | 6 | 1 | 0 | 1 | 1 | 9 | 0 | 6 | 1 | 0 | .405 | .357 | .762 | 0 | 0 | 0 | 4 |
| Second Inning | KC | .410 | 9 | 39 | 7 | 16 | 3 | 0 | 0 | 7 | 7 | 0 | 4 | 0 | 0 | .510 | .487 | .997 | 2 | 0 | 1 | 2 |
| Third Inning | KC | .250 | 9 | 32 | 6 | 8 | 0 | 0 | 2 | 6 | 9 | 0 | 6 | 0 | 0 | .429 | .438 | .867 | 1 | 0 | 0 | 2 |
| Fourth Inning | KC | .219 | 9 | 32 | 5 | 7 | 3 | 0 | 0 | 4 | 9 | 0 | 7 | 1 | 0 | .390 | .313 | .703 | 0 | 0 | 0 | 1 |
| Fifth Inning | KC | .222 | 6 | 18 | 2 | 4 | 1 | 0 | 0 | 1 | 4 | 0 | 5 | 0 | 0 | .364 | .278 | .642 | 0 | 0 | 0 | 1 |
| Sixth Inning | KC | .000 | 3 | 6 | 0 | 0 | 0 | 0 | 0 | 0 | 1 | 0 | 1 | 0 | 0 | .143 | .000 | .143 | 0 | 0 | 0 | 0 |
| Seventh Inning | KC | .000 | 1 | 2 | 0 | 0 | 0 | 0 | 0 | 0 | 1 | 0 | 2 | 0 | 0 | .333 | .000 | .333 | 0 | 0 | 0 | 0 |
| Bases Empty | KC | .268 | 9 | 71 | | 19 | 5 | 0 | 2 | 2 | 25 | 0 | 16 | | | .464 | .423 | .887 | 1 | 0 | 0 | 0 |
| Runner at 1st | KC | .289 | 9 | 38 | | 11 | 2 | 0 | 0 | 1 | 7 | 0 | 6 | | | .400 | .342 | .742 | 0 | 0 | 0 | 6 |
| Runner at 2nd | KC | .333 | 7 | 9 | | 3 | 1 | 0 | 1 | 4 | 3 | 0 | 1 | | | .500 | .778 | 1.278 | 0 | 0 | 0 | 0 |
| Runner at 3rd | KC | .250 | 5 | 4 | | 1 | 0 | 0 | 0 | 1 | 1 | 0 | 2 | | | .400 | .250 | .650 | 0 | 0 | 0 | 0 |
| Runners at 1st & 2nd | KC | .105 | 8 | 19 | | 2 | 0 | 0 | 0 | 2 | 2 | 0 | 5 | | | .190 | .105 | .295 | 0 | 0 | 0 | 4 |
| Runners at 1st & 3rd | KC | .571 | 5 | 7 | | 4 | 0 | 0 | 0 | 6 | 1 | 0 | 0 | | | .667 | .571 | 1.238 | 1 | 0 | 0 | 0 |
| Runners at 2nd & 3rd | KC | .143 | 6 | 7 | | 1 | 0 | 0 | 0 | 2 | 1 | 0 | 1 | | | .222 | .143 | .365 | 0 | 0 | 1 | 0 |
| Bases Loaded | KC | .000 | 3 | 2 | | 0 | 0 | 0 | 0 | 1 | 0 | 0 | 0 | | | .333 | .000 | .333 | 1 | 0 | 0 | 0 |
| Runners On | KC | .256 | 9 | 86 | | 22 | 3 | 0 | 1 | 17 | 15 | 0 | 15 | | | .375 | .326 | .701 | 2 | 0 | 1 | 10 |
| Scoring Position | KC | .229 | 9 | 48 | | 11 | 1 | 0 | 1 | 16 | 8 | 0 | 9 | | | .356 | .313 | .669 | 2 | 0 | 1 | 4 |
| No Outs | KC | .297 | 9 | 64 | | 19 | 1 | 0 | 2 | 4 | 16 | 0 | 13 | | | .438 | .406 | .844 | 0 | 0 | 0 | 6 |
| One Out | KC | .205 | 9 | 44 | | 9 | 2 | 0 | 0 | 9 | 9 | 0 | 8 | | | .345 | .250 | .595 | 1 | 0 | 1 | 4 |
| Two Outs | KC | .265 | 9 | 49 | | 13 | 5 | 0 | 1 | 6 | 15 | 0 | 10 | | | .455 | .429 | .884 | 2 | 0 | 0 | 0 |
| Ahead in Count | KC | .262 | 9 | 42 | | 11 | 0 | 0 | 0 | 4 | 0 | 0 | 7 | | | .256 | .262 | .518 | 0 | 0 | 1 | 6 |
| Behind in Count | KC | .269 | 9 | 52 | | 14 | 3 | 0 | 2 | 7 | 40 | 0 | 14 | | | .587 | .442 | 1.029 | 0 | 0 | 0 | 2 |
| 0-0 Count | KC | .350 | 9 | 20 | | 7 | 1 | 0 | 0 | 3 | 0 | 0 | 0 | | | .381 | .400 | .781 | 1 | 0 | 0 | 0 |
| 0-1 Count | KC | .429 | 9 | 14 | | 6 | 0 | 0 | 0 | 2 | 0 | 0 | 0 | | | .400 | .429 | .829 | 0 | 0 | 1 | 2 |
| 0-2 Count | KC | .231 | 8 | 13 | | 3 | 0 | 0 | 0 | 1 | 0 | 0 | 3 | | | .231 | .231 | .462 | 0 | 0 | 0 | 2 |
| 1-0 Count | KC | .667 | 9 | 9 | | 6 | 1 | 0 | 1 | 4 | 0 | 0 | 0 | | | .667 | 1.111 | 1.778 | 0 | 0 | 0 | 1 |
| 1-1 Count | KC | .211 | 9 | 19 | | 4 | 3 | 0 | 0 | 1 | 0 | 0 | 0 | | | .286 | .368 | .654 | 2 | 0 | 0 | 1 |
| 1-2 Count | KC | .133 | 9 | 15 | | 2 | 0 | 0 | 0 | 1 | 0 | 0 | 4 | | | .133 | .133 | .266 | 0 | 0 | 0 | 2 |
| 2-0 Count | KC | .000 | 9 | 2 | | 0 | 0 | 0 | 0 | 0 | 0 | 0 | 0 | | | .000 | .000 | .000 | 0 | 0 | 0 | 0 |
| 2-1 Count | KC | .400 | 9 | 10 | | 4 | 1 | 0 | 0 | 1 | 0 | 0 | 0 | | | .400 | .500 | .900 | 0 | 0 | 0 | 0 |
| 2-2 Count | KC | .208 | 9 | 24 | | 5 | 1 | 0 | 1 | 4 | 0 | 0 | 10 | | | .208 | .375 | .583 | 0 | 0 | 0 | 1 |
| 3-0 Count | KC | .000 | 8 | 0 | | 0 | 0 | 0 | 0 | 0 | 9 | 0 | 0 | | | 1.000 | .000 | 1.000 | 0 | 0 | 0 | 0 |
| 3-1 Count | KC | .500 | 9 | 2 | | 1 | 0 | 0 | 0 | 0 | 19 | 0 | 0 | | | .952 | .500 | 1.452 | 0 | 0 | 0 | 1 |
| 3-2 Count | KC | .103 | 9 | 29 | | 3 | 1 | 0 | 1 | 2 | 12 | 0 | 14 | | | .366 | .241 | .607 | 0 | 0 | 0 | 0 |
| Pitcher | KC | .261 | 9 | 157 | | 41 | 8 | 0 | 3 | 19 | 40 | 0 | 31 | | | .418 | .369 | .787 | 3 | 0 | 1 | 10 |



#51 BRAD KELLER

RIGHT-HANDED PITCHER

BORN: July 27, 1995 in Snellville, Georgia (Age 27)

HOMETOWN: Flowery Branch, Georgia

HEIGHT/WEIGHT: 6'5" / 250 LBS

TRADED: December 14, 2018 from Cincinnati for cash considerations

DRAFTED: 2013 MLB Draft – 8th Round by Arizona

HIGH SCHOOL: Flowery Branch High School (Flowery Branch, Georgia)

SEASON WITH STORM CHASERS: 1st Season

SCOUTING REPORT (4SFB, SL, CB, CH, SNK, SW)

4-SEAM FASTBALL: Averages 93.2 mph, 30.3% usage this year with Kansas City

SLIDER: Averages 84.2 mph, 24.7% usage this year with Kansas City

CURVEBALL: Averages 84.9 mph, 19.1% usage this year with Kansas City

CHANGEUP: Averages 90.8 mph, 12.6 % usage this year with Kansas City

SINKER: Averages 92.5 mph, 10.7 % usage this year with Kansas City

LAST OUTING: SUNDAY, JULY 2 vs. IOWA [G1]

In his second game of this rehab assignment, pitched as the opener in the first game of a doubleheader with the I-Cubs and threw 2.0 scoreless innings ... walked two in the second but worked out of trouble with a double play ... leadoff single in the 2nd was thrown out at 2nd base for the first out of the inning by CF Nate Eaton, trying to stretch into a double, next batter walked and was stranded.

2023 SEASON

- Made the Royals' Opening Day roster and made 9 starts with Kansas City, going 3-4 with a 4.36 ERA (21 ER in 43.1 IP), but with 40 walks to 31 strikeouts (8.31 BB/9 & 0.78 K/BB).
- Did not earn a decision in his 2 starts on April 24 and 29, snapping his streak of starts with a decision at 19 dating back to last May 21, a stretch in which he went 7-12 with a 5.42 ERA (60 ER in 99.2 IP) and 7 quality starts ... had the longest run of starts with a decision by a Royal since Tim Lincecum earned a decision in 21 consecutive starts from Sept. 2, 1996-June 20, 1997.
- Over his first 6 starts of the season, relied on his new curveball 23.6% of the time and the pitch yielded a 30.1% whiff rate, which according to Baseball Savant was the 9th-best mark in the American League off the pitch (min. 25 PA) ... only used it 10.1% of the time over 3 May starts before landing on the injured list.
- On May 19, placed on the 15-day injured list retroactive to May 16 with right shoulder impingement syndrome.
- Sent on a rehab assignment to Omaha on June 28 ... pitched out of the bullpen on 6/28 vs. Iowa and got the first batter to ground out, but walked 4 straight ... just 3 of his final 19 pitches were strikes, after recording the leadoff groundout.

CAREER NOTES

CAREER HIGHLIGHTS

- Is a six-year big league veteran, all with Kansas City, after being acquired via trade from Cincinnati in December 2017, after the Reds selected him from Arizona in the Rule 5 Draft.
- Since 2018, Keller leads the Royals in wins (38), starts (114), innings (677.0) and strikeouts (506).
- Among pitchers who have made their Major League debut since 2018, Keller's 114 starts rank 2nd, trailing only Shane Bieber (129), while 677.0 innings rank 8th in the American League since the start of 2018 ... Since his debut, he leads the American League and ranks 3rd in the Majors with 86 groundball double plays ... among pitchers who've recorded at least 600.0 innings since 2018, Keller ranks 4th in groundball rate (52.4%) and has the 4th-lowest HR/9 (0.84).
- 2022**
- Began the season with a 1.74 ERA (6 ER in 31.0 IP) across his first 5 starts and was named Royals Pitcher of the Month for April ... over his next 17 starts, pitched to a 6.01 ERA (61 ER in 91.1 IP) and was moved to the bullpen in mid-August.
- After being charged with 5 runs in his first relief appearance on August 18 at Tampa Bay, recorded a 3.78 ERA (7 ER in 16.2 IP) over his last 12 outings out of the pen.
- Charged with a career-high-tying 14 losses, despite ranking 2nd on the team with 11 quality starts ... earned a decision in 15 consecutive starts from May 21 to August 13, 2022, the longest run of starts with a decision by a Royal since Jose Lima's 15-start stretch in 2005 ... that extended in 2023, with 19 starts, a stretch where he went 7-12.
- The Royals gave Keller 35 runs of support in his 22 starts, including 2 runs or fewer in 17 of his 22 starts, 1 run or fewer 12 times and no runs seven times ... his 2.57 run support average was the lowest in the Majors (min. 20 starts) and was the lowest mark by any Royal since at least 1974.

- 2021**
- Made his second career Opening Day start in 2021, but retired just 4 of 14 batters to mark the shortest Opening Day start in franchise history ... the Royals went on to win the game over Texas, 14-10.
- He matched Mike Minor for the team lead with 8 wins in 2021, despite missing the last 35 games with a right lat strain.

- 2020**
- Was named the Bruce Rice Pitcher of the Year by the Kansas City Chapter of the BBWAA in 2020, and led the Royals with 5 wins in 9 starts, despite missing the club's first 13 games on the IL.
- Ranked 5th in the American League (min. 50.0 IP) with a 2.47 ERA (15 ER in 54.2 IP), and 5 of his 9 starts were scoreless, including the first 3 ... was the 6th American League pitcher since the mound was lowered in 1969 to win each of his first 3 starts and not allow a run.
- Held opponents to a .244 slugging percentage, which was the lowest in the Majors (min. 9 starts) since Nolan Ryan (.216) in 1981.
- Recorded his first and only career shutout on September 13, 2020 vs. Pittsburgh, allowing just 5 hits in the 11-0 win.

- 2019**
- Allowed just 15 HR in 165.1 innings for a 0.82 HR/9, which was the 3rd-lowest rate in the Majors ... also induced 22 groundball double plays, which tied for 6th most in the Majors.
- Made his 1st Opening Day start in 2019 and pitched 7.0 scoreless innings with 2 hits allowed in a 5-3 win vs. the White Sox ... at 23 years, 244 days, he was the youngest in the Majors to record 7.0 innings and 2 hits allowed or fewer on Opening Day since Bob Feller's no-hitter (21 years, 165 days) at the White Sox in the 1940 season opener.

MISCELLANEOUS

- Graduated from Flowery Branch HS (Ga.) in 2013, when he was named Georgia Region-8 5A All-Region First Team and Section Team Pitcher of the Year ... 24 minutes/13 mile drive from Cooley Field.

(Information courtesy of 2023 Kansas City Royals Media Guide and Royals PR Staff)

SEASON / CAREER HIGHS

| SEASON | CAREER |
|------------------------------------|---|
| 4/12/2023 @ TEXAS 6.2 | INNINGS PITCHED 9.0 9/13/2020 vs. PITTSBURGH |
| 5/5/2023 vs. OAKLAND 11 | HITS ALLOWED 13 8/2/2022 @ CHICAGO (AL) |
| 5/5/2023 vs. OAKLAND 7 | RUNS ALLOWED 8 (5x) Last: 8/13/2022 vs. LOS ANGELES (NL) |
| 5/5/2023 vs. OAKLAND 6 | EARNED RUNS ALLOWED 8 (5x) Last: 8/13/2022 vs. LOS ANGELES (NL) |
| 5/5/2023 vs. OAKLAND 2 | HOME RUNS ALLOWED 3 (4x) Last: 8/13/2022 vs. LOS ANGELES (NL) |
| 5/15/2023 @ SAN DIEGO 8 | WALKS ALLOWED 3 (4x) Last: 8/13/2022 vs. LOS ANGELES (NL) |
| 4/12/2023 @ TEXAS 7 | STRIKEOUTS 10 (2x) Last: 4/12/2019 vs. CLEVELAND |
| Last: 5/5/2023 vs. OAKLAND 25 (3x) | BATTERS FACED 30 (3x) Last: 7/18/2019 vs. CHICAGO (AL) |
| 4/12/2023 @ TEXAS 105 | PITCHES THROWN 113 4/12/2019 vs. CLEVELAND |
| 4/12/2023 to 4/18/2023 8.0 IP | SCORELESS STREAK 18.0 IP 8/6/2020 to 8/24/2020 |

2023 RUN SUPPORT (OMAHA STARTS ONLY)

| RUNS SCORED | 0 | 1 | 2 | 3 | 4 | 5 | 6 | 7 | 8 | 9 | 10+ |
|-------------|---|-----|---|---|---|---|---|---|---|---|-----|
| GAMES | | 1 | | | | | | | | | |
| PLAYER W-L | | 0-0 | | | | | | | | | |
| Team W-L | | 1-0 | | | | | | | | | |

2023 GAME-BY-GAME

| KANSAS CITY | | | | | | | | | | | | | | | | |
|-------------|-----------------|---------|--------------------------|-----|-----|----|---|----|----|----|----|----|----|--------|--|--|
| DATE | OPPONENT | RES | LEFT GAME | DEC | IP | H | R | ER | HR | HB | BB | SO | BF | NP-S | | |
| 4/2 | MINNESOTA | L, 7-4 | TOP 5TH, LOSING 2-1 | L | 4.2 | 5 | 2 | 2 | 0 | 1 | 4 | 6 | 23 | 88-50 | | |
| 4/7 | @ SAN FRANCISCO | W, 3-1 | BOTTOM 6TH, WINNING 2-1 | W | 5.2 | 3 | 1 | 1 | 0 | 0 | 3 | 3 | 21 | 94-58 | | |
| 4/12 | @ TEXAS (Q) | W, 10-1 | BOTTOM 7TH, WINNING 10-1 | W | 6.2 | 3 | 1 | 1 | 1 | 1 | 1 | 7 | 25 | 105-61 | | |
| 4/18 | TEXAS | L, 12-2 | MIDDLE 5TH, LOSING 3-2 | L | 4.0 | 3 | 3 | 3 | 0 | 0 | 5 | 2 | 18 | 81-46 | | |
| 4/24 | @ ARIZONA | L, 5-4 | MIDDLE 5TH, LOSING 4-3 | - | 4.0 | 4 | 4 | 4 | 0 | 0 | 6 | 2 | 21 | 95-51 | | |
| 4/29 | @ MINNESOTA | W, 3-2 | BOTTOM 6TH, LOSING 1-0 | - | 5.1 | 6 | 1 | 1 | 0 | 0 | 5 | 4 | 25 | 92-49 | | |
| 5/5 | OAKLAND | L, 12-8 | TOP 5TH, LOSING 6-2 | L | 4.1 | 11 | 7 | 6 | 2 | 0 | 4 | 1 | 25 | 95-57 | | |
| 5/10 | CHICAGO (AL) | W, 9-1 | END 5TH, WINNING 7-1 | W | 5.0 | 3 | 1 | 1 | 0 | 0 | 4 | 4 | 20 | 88-49 | | |
| 5/15 | @ SAN DIEGO | L, 4-0 | BOTTOM 4TH, LOSING 3-0 | L | 3.2 | 3 | 3 | 2 | 0 | 1 | 8 | 2 | 23 | 94-39 | | |

OMAHA STORM CHASERS, AAA

| DATE | OPPONENT | RES | LEFT GAME | DEC | IP | H | R | ER | HR | HB | BB | SO | BF | NP-S |
|------|---------------|---------|----------------------|-----|-----|---|---|----|----|----|----|----|----|-------|
| 6/28 | vs. IOWA * | L, 9-2 | Top 6th, losing 3-2 | L | 0.1 | 0 | 2 | 2 | 0 | 0 | 4 | 0 | 5 | 20-4 |
| 7/2 | vs. IOWA [G1] | W, 11-1 | End 2nd, winning 1-0 | - | 2.0 | 1 | 0 | 0 | 0 | 0 | 3 | 0 | 8 | 32-16 |

(Q) Indicates Quality Start

*Indicates Relief Appearance

INDICATES GAME WITH KANSAS CITY

2023 BATTED BALL STATISTICS (MLB)

| BABIP | GB/FB | LD% | GB% | FB% | IFFB% | HR/FB | Pull% | Cent% | Oppo% | SwStr% |
|-------|-------|-------|-------|-------|-------|-------|-------|-------|-------|--------|
| .301 | 1.82 | 20.1% | 51.6% | 28.3% | 7.3% | 10.5% | 40.8% | 34.3% | 24.9% | 7.9% |

vs. GWINNETT IN 2023

| W | L | ERA | G | GS | CG | SHO | GF | HLD | SV | SVO | IP | H | R | ER | HR | HB | BB | IBB | SO | WHIP | AVG |
|---|---|-----|---|----|----|-----|----|-----|----|-----|----|---|---|----|----|----|----|-----|----|------|-----|
|---|---|-----|---|----|----|-----|----|-----|----|-----|----|---|---|----|----|----|----|-----|----|------|-----|

vs. GWINNETT HITTERS IN 2023

| PLAYER | AVG | AB | H | 2B | 3B | HR | RBI | BB | SO | PLAYER | AVG | AB | H | 2B | 3B | HR | RBI | BB | SO |
|--------|-----|----|---|----|----|----|-----|----|----|--------|-----|----|---|----|----|----|-----|----|----|
|--------|-----|----|---|----|----|----|-----|----|----|--------|-----|----|---|----|----|----|-----|----|----|

CAREER PITCHING

| SEASON | TEAM | W | L | ERA | G | GS | CG | SHO | SV | SVO | IP | H | R | ER | HR | HB | BB | IBB | SO | WHIP | AVG | AB | WP | BK | GIDP | TBF | NP-S |
|---------------------------------|----------------------|----|----|------|-----|-----|----|-----|----|-----|-------|-----|-----|-----|----|----|-----|-----|-----|------|------|------|----|----|------|------|------------|
| 2013 | AZL Diamondbacks (R) | 7 | 3 | 2.22 | 13 | 12 | 0 | 0 | 0 | 0 | 56.2 | 53 | 22 | 14 | 2 | 2 | 26 | 0 | 61 | 1.39 | .250 | 212 | 5 | 0 | 6 | 244 | 459-346 |
| | Missoula (R) | 0 | 0 | 4.50 | 2 | 1 | 0 | 0 | 0 | 0 | 6.0 | 6 | 3 | 3 | 0 | 0 | 4 | 0 | 4 | 1.67 | .261 | 23 | 0 | 0 | 0 | 28 | 49-32 |
| 2014 | AZL Diamondbacks (R) | 4 | 0 | 2.30 | 6 | 3 | 0 | 0 | 0 | 1 | 31.1 | 30 | 8 | 8 | 2 | 3 | 9 | 0 | 20 | 1.24 | .265 | 113 | 4 | 0 | 7 | 127 | 206-161 |
| | Missoula (R) | 1 | 4 | 6.95 | 8 | 8 | 0 | 0 | 0 | 0 | 33.2 | 50 | 30 | 26 | 6 | 3 | 18 | 0 | 30 | 2.02 | .347 | 144 | 13 | 1 | 3 | 166 | 311-216 |
| | Missoula (R)(A-) | 1 | 0 | 0.00 | 1 | 1 | 0 | 0 | 0 | 0 | 6.0 | 1 | 0 | 0 | 0 | 0 | 1 | 0 | 8 | 0.33 | .053 | 19 | 1 | 0 | 0 | 20 | 40-35 |
| 2015 | Kane County (A) | 8 | 9 | 2.60 | 26 | 25 | 0 | 0 | 0 | 0 | 142.0 | 128 | 57 | 41 | 3 | 10 | 37 | 0 | 109 | 1.16 | .243 | 527 | 7 | 0 | 22 | 586 | 1568-1080 |
| 2016 | Visalia (A+) | 9 | 7 | 4.47 | 24 | 24 | 0 | 0 | 0 | 0 | 135.0 | 147 | 73 | 67 | 13 | 2 | 26 | 0 | 99 | 1.28 | .281 | 523 | 12 | 0 | 17 | 558 | 2025-1335 |
| 2017 | Jackson (AA) | 10 | 9 | 4.68 | 26 | 26 | 0 | 0 | 0 | 0 | 130.2 | 142 | 73 | 68 | 7 | 7 | 57 | 1 | 111 | 1.52 | .279 | 509 | 10 | 1 | 15 | 580 | 2251-1409 |
| 2018 | KANSAS CITY | 9 | 6 | 3.08 | 41 | 20 | 1 | 0 | 0 | 2 | 140.1 | 133 | 50 | 48 | 7 | 2 | 50 | 1 | 96 | 1.30 | .252 | 528 | 8 | 0 | 18 | 583 | 2234-1388 |
| 2019 | KANSAS CITY | 7 | 14 | 4.19 | 28 | 28 | 0 | 0 | 0 | 0 | 165.1 | 154 | 80 | 77 | 15 | 9 | 70 | 2 | 122 | 1.35 | .247 | 624 | 9 | 1 | 22 | 709 | 2711-1682 |
| 2020 | KANSAS CITY | 5 | 3 | 2.47 | 9 | 9 | 1 | 1 | 0 | 0 | 54.2 | 39 | 16 | 15 | 2 | 2 | 17 | 0 | 35 | 1.02 | .202 | 193 | 1 | 0 | 9 | 215 | 858-541 |
| 2021 | KANSAS CITY | 8 | 12 | 5.39 | 26 | 26 | 0 | 0 | 0 | 0 | 133.2 | 158 | 89 | 80 | 18 | 7 | 64 | 1 | 120 | 1.66 | .297 | 532 | 5 | 0 | 14 | 613 | 2348-1435 |
| 2022 | KANSAS CITY | 6 | 14 | 5.09 | 35 | 22 | 0 | 0 | 1 | 1 | 139.2 | 153 | 86 | 79 | 17 | 2 | 57 | 1 | 102 | 1.50 | .277 | 553 | 11 | 0 | 13 | 617 | 2275-1419 |
| 2023 | Omaha (AAA) | 0 | 1 | 7.71 | 2 | 1 | 0 | 0 | 0 | 0 | 2.1 | 1 | 2 | 2 | 0 | 0 | 7 | 0 | 0 | 3.43 | .167 | 6 | 1 | 0 | 1 | 13 | 52-20 |
| | KANSAS CITY | 3 | 4 | 4.36 | 9 | 9 | 0 | 0 | 0 | 0 | 43.1 | 41 | 23 | 21 | 3 | 3 | 40 | 0 | 31 | 1.87 | .261 | 157 | 7 | 0 | 10 | 201 | 832-460 |
| MAJOR LEAGUE TOTALS (6 Seasons) | | 38 | 53 | 4.25 | 148 | 114 | 2 | 1 | 1 | 3 | 677.0 | 678 | 344 | 320 | 62 | 25 | 298 | 5 | 506 | 1.44 | .262 | 2587 | 41 | 1 | 86 | 2938 | 11258-6925 |
| Minor League Totals (6 Seasons) | | 40 | 33 | 3.79 | 108 | 101 | 0 | 0 | 0 | 1 | 543.2 | 558 | 268 | 229 | 33 | 27 | 185 | 1 | 442 | 1.37 | .269 | 2076 | 53 | 2 | 71 | 2322 | 6961-4634 |



PLAYER

QUICK NOTES

CAREER HIGHS

32 CHRISTIAN CHAMBERLAIN

LHP • L/L • 5'10" • 175 lbs • 7/20/1999 (23)
2020 MLB Draft – Round 4 (Oregon State)
Born: Grand Junction, Colorado • Resides: Reno, Nevada

Ranked by *Baseball America* as the No. 24 Royals prospect

- 2023: Opened the year in NW Arkansas (AA) and made 20 appearances out of the bullpen for the Naturals and went 1-2 with a 1.99 ERA (7 ER in 31.2 IP), and struck out 49 (13.93 K/9) ... 14 of 20 Double-A appearances were scoreless ... promoted to Omaha on 6/20, made Triple-A debut 6/20 @ ROC (1.0 IP, 2 R, 2 K).
- 2022: After beginning the season with Quad Cities (A+), was assigned to NW Arkansas (AA) on May 31 and finished the season in Double-A ... pitched 33 games between the two levels, among Royals Minor League pitchers with at least 40.0 innings pitched, his 13.22 K/9 and 29.6% K% both ranked 3rd-best ... his 19.3% BB% was 2nd-worst.
- 2021: Assigned to Quad Cities (A+) on 5/23 to begin his career in professional baseball and pitched two games out of the bullpen for the River Bandits, going 1-0 with a 4.91 ERA (2 ER in 3.2 IP) with just one walk and six strikeouts, before being placed on the 7-Day Injured List on 6/14, where he remained for the rest of the season.

4SFB (95-96), SL, SNK, CB

CONSECUTIVE BATTERS RETIRED: 2 (7/3)

SCORELESS STREAK: 0.1 IP (7/3)

IP 2.2 (2x) Last: 5/14/22 vs. Wisconsin

K 6 5/3/22 @ Cedar Rapids

BB 4 4/8/22 @ South Bend

H 4 (2x) Last: 7/16/22 @ Corpus Christi

ER 6 6/17/22 vs. Arkansas

NP 48 4/8/22 @ South Bend

IP 3.0 (4x) Last: 5/16/21 vs. Cedar Rapids

K 6 5/16/21 vs. Cedar Rapids

BB 4 (2x) Last: 4/8/22 @ Springfield

H 5 8/24/22 vs. Springfield

ER 4 8/24/22 vs. Springfield

NP 50 8/24/22 vs. Springfield

55 JONAH DIPOTO

RHP • R/R • 6'1" • 225 lbs • 9/3/1996 (26)
2019 MLB Draft – Round 35 (UC San Diego)
Born: Queens, N.Y. • Resides: San Diego, Calif.

- 2023: For the 2nd straight year, made his spring debut with a scoreless Cactus League inning against his dad's Seattle Mariners, on 2/26 ... opened the regular season with NW Arkansas (AA), pitched 10.1 scoreless innings with 1 ER and 13 K across 7 relief outings ... assigned to Omaha (AAA) on 5/3, has not allowed an earned run in 12 of 17 outings with Omaha, a streak of 6 straight scoreless games was snapped 7/4 @ GWN.
- 2022: Pitched a scoreless Cactus League inning with a strikeout on 3/29 against his dad's Seattle Mariners ... spent the entire season with NW Arkansas (AA) and led the Naturals with 42 games pitched ... 11.87 K/9 ranked second among Royals minor leaguers (min. 60.0 IP) ... 212 opponents' batting average and 28.1% K% ranked 3rd.
- MISC: Full name is *Jonah Seaver Dipoto*, after Tom Seaver ... father Jerry Dipoto is currently the President of Baseball Operations for the Seattle Mariners, formerly their GM.

SNK (93-95), SL, CB

CONSECUTIVE BATTERS RETIRED: 1 (7/4)

SCORELESS STREAK: 0.1 IP (7/4)

Ranked by MLB Pipeline as the No. 22 Royals prospect ... Ranked by *Baseball America* as the No. 23 Royals prospect

- 2023: Opened the season back with NW Arkansas (AA) and appeared in 21 games out of the bullpen, with a 3.38 ERA (11 ER in 29.1 IP) and 44 strikeouts to 14 walks ... did not allow a run over his final 11.0 IP (6 games) with NWA, just 4 H and 4 BB with 17 K ... promoted to Omaha on 6/13 ... made his Triple-A debut on 6/14 vs. COL and threw 2.0 scoreless innings, struck out 5 batters including his first 3 ... fastball has topped out at 100.7mph.
- 2022: Opened the season on Injured List with shin splints, assigned to NW Arkansas (AA) on May 14, where he spent the entire season ... over 30 outings (3 starts), had a 10.51 ERA (51 ER in 43.2 IP) and 55 strikeouts to 51 walks (1.08 K/BB) ... among Royals Minor League pitchers (min. 40.0 IP), his 11.34 K/9 ranked 6th-best, and 22.0% BB% was last.
- 2021: Began his professional career in Quad Cities (A+), pitching in 36 games out of the bullpen for the River Bandits ... went 7-1 with four saves and a 3.58 ERA (25 ER in 70.1 IP and 121 strikeouts ... named an MLB.com Organization All-Star and recognized as the Royals' Pitching Prospect of the Year by MLB Pipeline.

4SFB (96-99), CB, SL

CONSECUTIVE BATTERS RETIRED: 4 (6/29 to 7/3)

SCORELESS STREAK: 3.0 IP (6/25 to 7/3)

IP 3.0 (5x) Last: 8/12/21 vs. Beloit

K 6 (5x) Last: 8/12/21 vs. Beloit

BB 5 (2x) Last: 6/2/22 vs. Corpus Christi

H 6 8/24/22 vs. Springfield

ER 7 8/24/22 vs. Springfield

NP 56 7/1/21 vs. Cedar Rapids

62 WILL KLEIN

RHP • R/R • 6'5" • 230 lbs • 11/28/1999 (23)
2019 MLB Draft – Round 2/CBB (Arizona State)
Born: Maryville, Tenn. • Resides: Bloomington, Ind.

- 2023: Has 3 stints with Omaha (3/31-5/16, 5/20-6/2 & 6/24-present) ... 7 of 18 appearances with the Chasers have been scoreless, has allowed 2+ runs in 9 of 18 ... earned his first professional save with 1.2 scoreless innings on 5/5 vs. LOU ... in two stints with Kansas City, has a 6.17 ERA (8 ER in 11.2 IP) over 8 games with 14 strikeouts, with 3 scoreless outings
- 2022: Made his first Opening Day roster with Kansas City, but only pitched in 7 games over three stints with the Major League club, also making 20 starts with Omaha (AAA) across three stints ... allowed less than two earned runs in 8 of his 20 starts with Omaha, including three scoreless outings.
- 2021: Kansas City's Paul Splittorff Minor League Pitcher of the Year, given to the top pitcher in the organization, also Omaha's Pitcher of the Year, the Triple-A East Pitcher of the Year and a Triple-A East post-season All-Star ... made 17 appearances (16 starts) and went 9-4 with a 3.46 ERA (31 ER in 80.2 IP) and a Triple-A best 115 strikeouts (12.8 K/9).

4SFB (95-98), SL, CH

CONSECUTIVE BATTERS RETIRED: 0

SCORELESS STREAK: 0.0 IP

IP 8.0 (2x) Last: 8/24/19 @ Frisco

K 10 (2x) Last: 7/3/21 @ St. Paul

BB 5 (3x) Last: 5/31/22 vs. Indianapolis

H 11 (2x) Last: 6/14/22 @ Iowa

ER 9 6/14/22 @ Iowa

NP 107 6/8/19 vs. Fayetteville

37 JACKSON KOWAR

RHP • R/R • 6'5" • 215 lbs • 10/4/1996 (26)
2018 MLB Draft – Round 1/33rd Overall (Florida)
Born: Weddington, N.C. • Resides: Charlotte, N.C.

- 2023: Opened the season with Omaha, contract selected by Kansas City on 6/18, optioned back to AAA on 7/1 ... 15 of 25 appearances with Omaha have been scoreless, including 7 perfect outings and 7 straight scoreless before getting called up ... 15.67 K/9 (47 K in 27.0 IP) ranks 2nd in the organization among Royals minor league pitchers with at least 20.0 IP ... debuted with KC on 6/18, allowed 3 ER in 6.2 IP (4.05 ERA) with two outings of 2.0 IP+ scoreless.
- 2022: Signed with the Yokohama DeNA BayStars of Nippon Professional Baseball (NPB) on December 8, 2021 and pitched in 32 games, going 1-3 with two saves, a 3.25 ERA (13 ER in 36.0 IP) and 56 strikeouts (10.3 K/9) between Japan's Central League (equivalent to Major League Baseball) and Eastern League (Japan's Minor Leagues).
- 2020-2021: Pitched 16 games in the Major Leagues between New York (AL) and Baltimore, with a 2-1 record and 14.40 ERA (24 ER in 15.0 IP) and 19 strikeouts ... pitched a scoreless ninth inning to finish the game his Major League debut on July 29 @ Baltimore.

4SFB (93-95), SPL, SL

CONSECUTIVE BATTERS RETIRED: 6 (6/13 to 6/15)

SCORELESS STREAK: 7.1 IP (5/30 to 6/15)

IP 3.1 8/1/18 vs. Aberdeen

K 6 8/8/18 vs. Lowell

BB 5 9/12/21 vs. Rochester

H 5 7/18/18 vs. Brooklyn

ER 5 (2x) Last: 9/6/21 vs. TORONTO

NP 53 8/8/18 vs. Lowell

21 MIKE MAYERS

RHP • R/R • 6'2" • 220 lbs • 12/6/1991 (31)
Signed 12/22/2022 as a Minor League Free Agent
Born: Grove City, Ohio • Resides: Naples, Florida

- 2023: Opened the season as Omaha's Opening Day starter and made 8 starts for Omaha, going 2-1 with a 6.88 ERA (26 ER in 34.0 IP), pitching two quality starts ... contract was selected by Royals on May 17, pitched in 6 games (2 starts) and went 1-2 with a 6.15 ERA (18 ER in 26.1 IP), threw 6.0 perfect innings in relief on May 28 @ STL ... DFA'd on 6/18, outrighted to Omaha 6/20 ... threw 2.0 scoreless innings of relief 6/23 @ ROC & 6/29 vs. IOW.
- 2022: Spent much of the season with the Los Angeles Angels, as he made 24 MLB appearances (3 starts) and went 1-1 with a 5.68 ERA ... Designated for Assignment on 5/26 and outrighted off the 40-man roster on 6/2 ... made eight starts for Salt Lake (AAA) before he returned to the Angels on 8/6, where he finished the season.
- 2021: For the second straight season, spent the entire year in the Major Leagues and pitched in a career-high 72 games for the Angels, tied for the 4th-most in the American League and 8th in MLB ... 88 of his career-high 90 strikeouts came in relief, and 7th among American League relievers.

4SFB (90-92), SL, CH, SNK, CB

CONSECUTIVE BATTERS RETIRED: 1 (7/2)

SCORELESS STREAK: 0.1 IP (7/2)

IP 9.0 5/2/15 @ Arkansas

K 10 (2x) Last: 6/3/17 vs. Omaha

BB 4 (6x) Last: 4/1/23 @ Iowa

H 11 5/5/15 @ Jupiter

ER 9 7/24/16 vs. LOS ANGELES (NL)

NP 102 (2x) Last: 6/3/17 vs. Omaha

48 JAMES MCARTHUR

RHP • R/R • 6'7" • 230 lbs • 12/11/1996 (26)
Traded from Philadelphia – 5/8/2023
Born/Resides: New Braunfels, Texas

- 2023: Traded by PHI to KC on 5/8 for OF Junior Marin and cash ... made 5 appearances (4 starts) with Lehigh Valley (AAA) and went 0-2 with a 7.31 ERA (13 ER in 16.0 IP) with 15 strikeouts and 7 walks ... 8 of 12 OMA outings have been scoreless, including his last 6 ... 7 of 12 have been 2.0 IP+ ... threw 2 scoreless innings in his Royals organization debut on 5/12 @ SWB, has struck out 5 in a game twice (5/16 vs. TOL & 5/24 @ STP).
- 2022: Limited to 13 starts for Reading (AA) and went 2-6 with a 5.05 ERA ... s placed on the IL on 6/22 with a right posterior elbow impingement, reinstated on 6/29, recalled by the Phillies and placed on the 60-day IL for the remainder of the season with a right elbow stress reaction.
- 2021: Selected to Philadelphia's 40-man roster in November, recored a 4.25 ERA (37 ER in 78.1 IP) with 83 K in 20 games (15 starts) between Jersey Shore (A+) and Reading (AA).

SNK (93-95), CB, CH, CUT

CONSECUTIVE BATTERS RETIRED: 12 (6/18 to 7/3)

SCORELESS STREAK: 12.2 IP (5/31 to 7/3)

IP 7.0 8/28/19 vs. Lakeland

K 10 8/13/21 vs. Akron

BB 6 6/9/21 vs. Hartford

H 8 (2x) Last: 4/27/22 @ New Hampshire

ER 6 (2x) Last: 4/27/22 @ New Hampshire

NP 98 6/15/22 vs. Portland

40 WALTER PENNINGTON

LHP • L/L • 6'2" • 205 lbs • 4/14/1998 (25)
Signed 8/19/2020 as an Undrafted Free Agent (Colorado School of Mines)
Born: Englewood, Colo. • Resides: Broomfield, Colo.

- 2023: Opened the season with NW Arkansas (AA) and pitched 9.2 scoreless innings with 11 strikeouts across 8 relief outings, allowed 4 H and 4 BB for a 0.83 WHIP and .129 BAA ... assigned to Omaha (AAA) on 5/3 and made his Triple-A debut 5/5 vs. LOU, struck out his first 2 batters in a 1-2-3 7th inning ... d four straight scoreless between 5/13 and 5/24 ... 9 of 16 OMA appearances this year have been scoreless ... 3.0 IP, 1 R on 56 pitches on 6/6 @ IND.
- 2022: Opened the season with Quad Cities (A+) and pitched 5.2 scoreless innings with nine strikeouts, across three relief outings ... assigned to NW Arkansas (AA) on 4/21, where he ended the season ... earned decisions in 5 of first 6 outings with Naturals (3 W, 1 L, 1 SV) ... 13 of 33 NWA outings were scoreless, allowed 1 ER or less in 20 of 33 ... made first pro start 6/22 vs. SPR ... was on the Injured List from 8/18 to 9/1, threw scoreless 8th inning in first outing back 9/3.
- MISC: Graduated from the Colorado School of Mines with a mechanical engineering degree, threw 224.2 innings, but also hit .288 with a 1.142 OPS as an outfielder.

SNK (92-94), SL, CH, 4SFB

CONSECUTIVE BATTERS RETIRED: 1 (7/3)

SCORELESS STREAK: 0.0 IP

IP 3.2 7/16/21 @ Myrtle Beach

K 5 (2x) Last: 4/15/22 vs. Cedar Rapids

BB 4 (3x) 8/17/22 vs. San Antonio

H 5 (4x) Last: 8/13/22 @ Arkansas

ER 6 8/17/22 vs. San Antonio

NP 58 6/22/22 vs. Springfield

47 EVAN SISK

LHP • L/L • 6'2" • 195 lbs • 4/23/1997 (26)
Born: Pineville, N.C. • Resides: Chester, S.C.

- 2023: Has not allowed an earned run in 22 of his team-best 31 appearances, tied 4th in the league in games pitched ... threw 2.0 perfect innings 5/6 vs. LOU, season-high 2.1 shutout innings 6/7 @ IND.
- 2022: Split his first full season in the Twins organization between Wichita (AA) and St. Paul (AAA), earned Minnesota MiLB.com Organization All-Star honors as a relief pitcher ... posted a 1.57 ERA (11 ER in 63.0 IP) with 76 strikeouts against 29 walks (10.86 K/9 and 2.62 K/BB) across 50 games between the two levels, the best ERA in 2022 among all MiLB relievers that made 50+ appearances and threw a minimum of 60.0 IP.
- 2021: Began the season in the Cardinals organization, acquired by Minnesota via trade on July 30 ... split the year between Peoria (A+), Springfield (AA) and Wichita (AA), combining to pitch in 39 games with a 3-1 record and 3.91 ERA (23 ER in 53.0 IP), striking out 69 with 35 walks ... originally drafted by St. Louis in the 16th Round in 2018.

SNK (90-92), SL, 4SFB, CH

CONSECUTIVE BATTERS RETIRED: 3 (6/28 to 7/2)

SCORELESS STREAK: 1.0 IP (6/28 to 7/2)

IP 3.0 (5x) Last: 6/18/21 @ Wichita

K 5 (4x) Last: 8/20/21 @ Springfield

BB 3 (3x) Last: 7/22/22 @ Indianapolis

H 5 (3x) Last: 8/12/21 @ Tulsa

ER 4 8/12/21 @ Tulsa

NP 55 8/20/21 @ Springfield

56 ANTHONY VENEZIANO

LHP • L/L • 6'6" • 200 • 9/1/1997 (25)
2019 MLB Draft – Round 10 (Coastal Carolina)
Born/Resides: Hackettstown, New Jersey

Ranked by *Baseball America* as the No. 9 Royals prospect

- 2023: Was the Opening Day starter for NW Arkansas (AA) and made 8 starts for the Naturals, going 5-1 with a 2.13 ERA (10 ER in 42. IP) with 5 BB and 48 K (9.6 K/BB, 10.2 K/9) ... 4 of his first 7 starts were scoreless, promoted to Omaha on 5/19 ... after 2.0 IP, in Triple-A debut on 5/24 @ STP, last 5 starts were all 5.0 innings or more, including quality start on 6.16 vs. COL ... has not pitched in 12 days (6/23 @ ROC).
- 2022: Spent the entire season with NW Arkansas (AA) and went 6-9 over 26 outings (25 starts) with a 5.72 ERA (78 ER in 122.2 IP) and 129 strikeouts, with a team best eight quality starts ... led the Naturals staff in games started (25) and innings pitched (122.2 IP) ... ranked 3rd among Royals farmhands in strikeouts, behind only Alec Marsh (156) and Adrian Alcantara (130), tied 3rd in the organization in games started and 4th in innings pitched.
- 2021: Named Quad Cities (A+) Pitcher of the Year ... across 22 starts, went 6-4 with a 3.75 ERA (39 ER in 93.2 IP), while striking out an organization-best 127 and walking just 37 ... named the High-A Central Pitcher of the Year and All-Star left-handed starting pitcher.

4SFB (91-94), CH, CL

CONSECUTIVE BATTERS RETIRED: 2 (6/28)

SCORELESS STREAK: 0.1 IP (6/28)

IP 7.0 6/9/22 @ Tulsa

K 10 (3x) Last: 7/23/22 vs. Springfield

BB 5 (3x) Last: 8/25/22 vs. Springfield

H 12 7/29/19 vs. Missoula

ER 8 (2x) Last: 7/2/22 @ Amarillo

NP 101 5/30/23 vs. Memphis



| RELIEVERS | | ENTRANCE SITUATION | | | INNING ENTERING THE GAME | | | | | | | | | | INHERITED RUNNERS | | | 1-2-3 INNINGS | | |
|-----------------------------|--|--------------------|-------|------|--------------------------|---|---|---|----|----|----|----|----|-----|-------------------|----------|---------|---------------|----------|---------|
| PITCHER | | LEAD | TRAIL | TIED | 1 | 2 | 3 | 4 | 5 | 6 | 7 | 8 | 9 | 10+ | BR INHER. | BR SCORE | % SCORE | TOTAL | POSSIBLE | % 1-2-3 |
| 31 Bowlan, Jonathan | | 1 | - | - | - | - | 1 | - | - | - | - | - | - | - | - | - | - | 2 | 4 | 50.0% |
| 32 Chamberlain, Christian | | 3 | 1 | 2 | - | - | - | - | 1 | 2 | 1 | 1 | 1 | - | 3 | 0 | 0.0% | 1 | 3 | 33.3% |
| Cox, Austin | | - | 1 | 1 | - | - | 2 | - | - | - | - | - | - | - | 5 | 3 | 60.0% | 0 | 4 | 0.0% |
| 55 Dipoto, Jonah | | 7 | 7 | 3 | - | - | 1 | 1 | 1 | 5 | 3 | 4 | 1 | 1 | 15 | 7 | 46.7% | 5 | 16 | 31.3% |
| 51 Keller, Brad | | - | - | 1 | - | - | - | - | - | 1 | - | - | - | - | - | - | - | - | - | - |
| 62 Klein, Will | | 5 | 1 | - | - | - | - | - | - | - | 2 | 4 | - | - | - | - | - | 2 | 8 | 25.0% |
| 37 Kowar, Jackson | | 8 | 9 | - | - | - | - | - | 4 | 4 | 4 | 5 | - | - | 12 | 6 | 50.0% | 0 | 17 | 0.0% |
| 58 Kriske, Brooks | | 15 | 9 | 1 | - | - | - | - | 2 | 3 | 6 | 4 | 10 | - | 14 | 3 | 21.4% | 6 | 23 | 26.1% |
| 21 Mayers, Mike | | 2 | 1 | - | - | - | - | - | 1 | - | 2 | - | - | - | - | - | - | 2 | 4 | 50.0% |
| 54 McArthur, James | | 6 | 5 | 1 | - | - | - | 1 | 4 | 2 | 4 | 1 | - | - | 5 | 1 | 20.0% | 5 | 16 | 31.3% |
| 40 Pennington, Walter | | 9 | 6 | 2 | - | - | - | 3 | - | 8 | 4 | 1 | 1 | - | 13 | 3 | 23.1% | 7 | 16 | 43.8% |
| 47 Sisk, Evan | | 12 | 15 | 4 | - | - | - | - | 1 | 7 | 10 | 8 | 4 | 1 | 8 | 6 | 75.0% | 4 | 22 | 18.2% |
| SEASON (INCLUDING INACTIVE) | | 138 | 107 | 23 | 0 | 0 | 8 | 9 | 22 | 52 | 61 | 64 | 49 | 3 | 121 | 49 | 40.5% | 69 | 261 | 26.4% |

STORM CHASERS BULLPEN USAGE (PITCH COUNT, LAST TWO WEEKS)

| DAY OF WEEK | | MON | TUE | WED | THU | FRI | SAT | SUN | MON | TUE | THU | FRI | SAT | SUN | LAST OMAHA RELIEF APPEARANCE | | | | | | | | | |
|-------------------------------|--|------|------|---------|------|---------|-----|------------|-----|-----|-----|-----|-----|-----|------------------------------|---------------------------|-----|---|---|----|----|----|----|----|
| DATE | | 6/26 | 6/27 | 6/28 | 6/29 | 6/30 | 7/1 | 7/2 | 7/3 | 7/4 | 7/5 | 7/6 | 7/7 | 7/8 | 7/9 | GAME | IP | H | R | ER | BB | SO | HR | BF |
| 31 Bowlan, Jonathan | | | | | | | | 94 | | | | | | | | SUN 7/2 vs. Iowa [G1], W | 4.1 | 3 | 1 | 1 | 4 | 7 | 0 | 20 |
| 32 Chamberlain, Christian (L) | | | | | 13 | | | 5 | 18 | | | | | | | MON 7/3 vs. Iowa | 1.0 | 2 | 2 | 2 | 0 | 1 | 1 | 5 |
| 55 Dipoto, Jonah | | | | | | 13 | | | | 23 | | | | | | TUE 7/4 @ Gwinnett | 1.1 | 1 | 1 | 1 | 1 | 1 | 1 | 5 |
| 51 Keller, Brad | | | | 20 | | | | 32 (START) | | | | | | | | WED 6/28 vs. Iowa, L | 0.1 | 0 | 2 | 2 | 4 | 0 | 0 | 5 |
| 62 Klein, Will | | | | | 24 | | | | 10 | | | | | | | MON 7/3 vs. Iowa | 1.0 | 0 | 0 | 0 | 0 | 2 | 0 | 3 |
| 37 Kowar, Jackson | | | | | | 28 | | | | 27 | | | | | | TUE 7/4 @ Gwinnett, L | 0.2 | 0 | 2 | 2 | 3 | 0 | 0 | 7 |
| 58 Kriske, Brooks | | | | 22 (KC) | | 30 (KC) | | | | | | | | | | THU 6/15 vs. Columbus, SV | 1.0 | 0 | 0 | 0 | 0 | 1 | 0 | 3 |
| 21 Mayers, Mike | | | | | 21 | | | 7 | | | | | | | | SUN 7/2 vs. Iowa [G2] | 1.0 | 1 | 1 | 1 | 0 | 0 | 1 | 4 |
| 54 McArthur, James | | | | 40 (KC) | | | | | 20 | | | | | | | MON 7/3 vs. Iowa | 1.2 | 0 | 0 | 0 | 0 | 3 | 0 | 5 |
| 40 Pennington, Walter (L) | | | | 10 | | 14 | | | 12 | | | | | | | MON 7/3 vs. Iowa | 0.2 | 1 | 1 | 0 | 1 | 0 | 0 | 4 |
| 47 Sisk, Evan (L) | | | | 22 | | | | 10 | | | | | | | | SUN 7/2 vs. Iowa [G1] | 0.2 | 0 | 0 | 0 | 0 | 2 | 0 | 2 |

OMAHA STARTING PITCHER SPLITS

| PITCHER | GS | W-L | TEAM W-L | R SUPPORT | SUPPORT/GS |
|-----------------------|----|-----|----------|-----------|------------|
| Heasley, Jonathan | 13 | 1-5 | 7-6 | 36 | 2.77 |
| Parrish, Drew | 12 | 3-2 | 12-5 | 59 | 4.92 |
| 50 Castillo, Max | 11 | 2-6 | 3-8 | 25 | 2.27 |
| Cox, Austin | 8 | 2-1 | 4-4 | 22 | 2.75 |
| 21 Mayers, Mike | 8 | 2-1 | 3-5 | 15 | 1.88 |
| 56 Veneziano, Anthony | 6 | 4-1 | 4-2 | 25 | 4.17 |
| Lynch, Daniel | 4 | 2-0 | 3-1 | 15 | 3.75 |
| 48 Yarbrough, Ryan | 3 | 0-0 | 1-2 | 5 | 1.67 |
| Marsh, Alec | 3 | 2-0 | 2-1 | 14 | 4.67 |
| Mengden, Daniel | 3 | 0-0 | 3-0 | 7 | 2.33 |
| 41 Zepa, Angel | 2 | 0-1 | 0-2 | 4 | 2.00 |
| 31 Bowlan, Jonathan | 1 | 1-1 | 1-1 | 5 | 5.00 |
| 25 Ragans, Cole | 1 | 0-1 | 0-1 | 2 | 2.00 |
| 51 Keller, Brad | 1 | 0-0 | 1-1 | 1 | 1.00 |
| 54 McArthur, James | 1 | 0-0 | 1-1 | 2 | 2.00 |
| Martinez, Marcelo | 1 | 0-1 | 0-1 | 1 | 1.00 |
| 37 Kowar, Jackson | 1 | 0-1 | 0-1 | 1 | 1.00 |
| TOTALS | 79 | | | 239 | 3.03 |

1ST PITCH STRIKES

| FPS | TBF | %FPS |
|-----|-------|-------|
| 174 | 296 | 58.8% |
| 128 | 247 | 51.8% |
| 152 | 248 | 61.3% |
| 82 | 149 | 55.0% |
| 99 | 160 | 61.9% |
| 73 | 125 | 58.4% |
| 43 | 75 | 57.3% |
| 37 | 53 | 69.8% |
| 46 | 66 | 69.7% |
| 19 | 49 | 38.8% |
| 23 | 40 | 57.5% |
| 14 | 23 | 60.9% |
| 11 | 21 | 52.4% |
| 6 | 8 | 75.0% |
| 6 | 8 | 75.0% |
| 13 | 22 | 59.1% |
| 9 | 14 | 64.3% |
| 935 | 1,604 | 58.3% |

1-2-3 INNINGS

| TOTAL | POSSIBLE | % 1-2-3 |
|-------|----------|---------|
| 18 | 62 | 29.0% |
| 12 | 49 | 24.5% |
| 19 | 56 | 33.9% |
| 13 | 37 | 35.1% |
| 9 | 34 | 26.5% |
| 9 | 29 | 31.0% |
| 6 | 17 | 35.3% |
| 5 | 14 | 35.7% |
| 1 | 15 | 6.7% |
| 2 | 7 | 28.6% |
| 1 | 8 | 12.5% |
| 0 | 5 | 0.0% |
| 1 | 4 | 25.0% |
| 0 | 2 | 0.0% |
| 1 | 2 | 50.0% |
| 2 | 5 | 40.0% |
| 0 | 2 | 0.0% |
| 99 | 348 | 28.4% |

OMAHA STARTERS VS. RELIEVERS

| STARTERS | RELIEVERS |
|-----------|-----------|
| 19-19 | W-L |
| 5.29 | ERA |
| 357.0 | INNINGS |
| 381 (69) | HITS (HR) |
| 221 (210) | R (ER) |
| 156 | BB |
| 303 | K |
| 1.50 | WHIP |
| .275 | AVG |
| 21-19 | |
| 5.13 | |
| 331.2 | |
| 325 (38) | |
| 219 (189) | |
| 213 | |
| 386 | |
| 1.62 | |
| .255 | |

OMAHA STARTING PITCHER/CATCHER MATCHUPS

| | LOGAN PORTER | | | | | | | JAKSON REETZ | | | | | | | FREDDY FERMIN | | | | | | | JOSÉ BRICEÑO | | | | | | | TOTALS | | | | | | | | |
|---------|--------------------|--------|-------|-------|-------|--------|-----|--------------|-----|------|------|--------|-----|--------|---------------|------|-------|--------|-------|--------|----|--------------|-----|-------|------|--------|----|-------|--------|--------|-------|------|-------|-----|-----|-----|--|
| PITCHER | GS | W-L | ERA | IP | ER | BB | SO | GS | W-L | ERA | IP | ER | BB | SO | GS | W-L | ERA | IP | ER | BB | SO | GS | W-L | ERA | IP | ER | BB | SO | GS | W-L | ERA | IP | ER | BB | SO | | |
| | 6 | 0-4 | 7.84 | 31.0 | 27 | 10 | 33 | 3 | 0-0 | 4.12 | 15.1 | 7 | 7 | 11 | 4 | 1-1 | 10.20 | 17.2 | 21 | 9 | 16 | - | - | - | - | - | - | - | 13 | 1-5 | 7.73 | 64.0 | 55 | 26 | 60 | | |
| | 7 | 2-2 | 7.59 | 32.0 | 27 | 19 | 20 | 3 | 1-0 | 1.46 | 12.1 | 2 | 12 | 10 | 2 | 0-0 | 3.86 | 7.0 | 3 | 3 | 11 | - | - | - | - | - | - | - | 12 | 3-2 | 5.61 | 51.1 | 32 | 34 | 41 | | |
| 50 | Castillo, Max | 3 | 1-2 | 4.02 | 15.2 | 7 | 2 | 2 | 4 | 1-2 | 3.97 | 22.2 | 10 | 5 | 21 | 2 | 0-2 | 7.71 | 9.1 | 8 | 5 | 4 | 2 | 0-0 | 4.09 | 11.0 | 5 | 3 | 6 | 11 | 2-6 | 4.60 | 58.2 | 30 | 15 | 33 | |
| | Cox, Austin | 6 | 1-1 | 3.81 | 26.0 | 11 | 12 | 23 | 2 | 1-0 | 0.82 | 11.0 | 1 | 6 | 9 | - | - | - | - | - | - | - | - | - | - | - | - | - | 8 | 2-1 | 2.92 | 37.0 | 12 | 18 | 32 | | |
| 21 | Mayers, Mike | - | - | - | - | - | - | 5 | 2-0 | 4.91 | 22.0 | 12 | 11 | 20 | 3 | 0-1 | 10.50 | 12 | 14 | 6 | 9 | - | - | - | - | - | - | - | 8 | 2-1 | 6.88 | 34.0 | 26 | 17 | 29 | | |
| 56 | Veneziano, Anthony | 3 | 2-0 | 2.81 | 16.0 | 6 | 7 | 15 | 2 | 1-0 | 8.59 | 7.1 | 7 | 6 | 6 | - | - | - | - | - | - | 1 | 1-0 | 0.00 | 6.1 | 0 | 3 | 2 | 6 | 4-0 | 3.64 | 29.2 | 12 | 16 | 23 | | |
| | Lynch, Daniel | 1 | 1-0 | 0.00 | 6.0 | 0 | 0 | 5 | 3 | 1-0 | 5.25 | 12.0 | 7 | 3 | 13 | - | - | - | - | - | - | - | - | - | - | - | - | 4 | 2-0 | 3.50 | 18.0 | 7 | 3 | 18 | | | |
| 48 | Yarbrough, Ryan | 1 | 0-0 | 3.86 | 4.2 | 2 | 1 | 9 | - | - | - | - | - | - | 2 | 0-0 | 0.00 | 10.0 | 0 | 1 | 9 | 3 | 0-0 | 1.23 | 14.2 | 2 | 2 | 18 | 3 | 0-0 | 1.23 | 14.2 | 2 | 2 | 18 | | |
| | Marsh, Alec | 3 | 2-0 | 2.40 | 15.0 | 4 | 7 | 19 | - | - | - | - | - | - | - | - | - | - | - | - | - | 3 | 2-0 | 2.40 | 15.0 | 4 | 7 | 19 | 3 | 2-0 | 2.40 | 15.0 | 4 | 7 | 19 | | |
| | Mengden, Daniel | 2 | 0-0 | 5.87 | 7.2 | 5 | 4 | 5 | 1 | 0-0 | 3.00 | 3.0 | 1 | 1 | 4 | - | - | - | - | - | - | - | 3 | 0-0 | 5.06 | 10.2 | 6 | 5 | 9 | 3 | 0-0 | 5.06 | 10.2 | 6 | 5 | 9 | |
| 41 | Zepa, Angel | 2 | 0-1 | 6.23 | 8.2 | 6 | 5 | 12 | - | - | - | - | - | - | - | - | - | - | - | - | - | 2 | 0-1 | 6.23 | 8.2 | 6 | 5 | 12 | 2 | 0-1 | 6.23 | 8.2 | 6 | 5 | 12 | | |
| 31 | Bowlan, Jonathan | 1 | 1-0 | 7.20 | 5.0 | 4 | 1 | 2 | - | - | - | - | - | - | - | - | - | - | - | - | - | 1 | 1-0 | 7.20 | 5.0 | 4 | 1 | 2 | 1 | 1-0 | 7.20 | 5.0 | 4 | 1 | 2 | | |
| 25 | Ragans, Cole | 1 | 0-1 | 9.64 | 4.2 | 5 | 0 | 5 | - | - | - | - | - | - | - | - | - | - | - | - | - | 1 | 0-1 | 9.64 | 4.2 | 5 | 0 | 5 | 1 | 0-1 | 9.64 | 4.2 | 5 | 0 | 5 | | |
| 51 | Keller, Brad | - | - | - | - | - | - | - | - | - | - | - | - | - | - | - | - | - | - | - | - | 1 | 0-0 | 0.00 | 2.0 | 0 | 3 | 0 | 1 | 0-0 | 0.00 | 2.0 | 0 | 3 | 0 | | |
| 54 | McArthur, James | - | - | - | - | - | - | - | - | - | - | - | - | - | - | - | - | - | - | - | - | 1 | 0-0 | 0.00 | 2.0 | 0 | 0 | 2 | 1 | 0-0 | 0.00 | 2.0 | 0 | 0 | 2 | | |
| | Martínez, Marcelo | 1 | 0-1 | 9.00 | 5.0 | 5 | 1 | 3 | - | - | - | - | - | - | - | - | - | - | - | - | - | 1 | 0-1 | 9.00 | 5.0 | 5 | 1 | 3 | 1 | 0-1 | 9.00 | 5.0 | 5 | 1 | 3 | | |
| 37 | Kowar, Jackson | - | - | - | - | - | - | - | - | - | - | - | - | - | - | - | - | - | - | - | - | - | - | - | - | - | - | 1 | 0-1 | 13.50 | 2.2 | 4 | 4 | 3 | | | |
| | Relievers | - | 9-9 | 5.32 | 154.0 | 109 | 104 | 178 | - | 5-7 | 4.97 | 54.1 | 30 | 31 | 57 | - | 5-7 | 4.97 | 54.1 | 30 | 31 | 57 | - | 3-2 | 4.39 | 26.2 | 13 | 18 | 33 | - | 27-20 | 5.18 | 333.2 | 192 | 217 | 387 | |
| | TOTALS | 37 | 19-21 | 5.41 | 331.1 | 199 | 173 | 331 | 23 | 11-0 | 4.62 | 204.1 | 105 | 115 | 213 | 12 | 6-6 | 6.99 | 103.0 | 80 | 58 | 100 | 7 | 4-2 | 2.79 | 58.0 | 18 | 28 | 52 | 79 | 40-39 | 5.19 | 696.2 | 402 | 374 | 696 | |
| | | CS/ATT | | 11/53 | PCT | 20.75% | | CS/ATT | | 5/29 | PCT | 17.24% | | CS/ATT | | 3/10 | PCT | 30.00% | | CS/ATT | | 7/42 | PCT | 12.5% | | CS/ATT | | 20/99 | PCT | 20.20% | | | | | | | |



PLAYER

3 TUCKER
BRADLEY

OUTFIELDER • L/L • 6'0" • 195 • 5/6/1998 (24)
Signed 6/23/2020 as an Undrafted Free Agent (Georgia)
Born/Resides: Chickamauga, Georgia

60 JOSÉ
BRICEÑO

CATCHER • R/R • 6'3" • 230 • 9/19/1993 (30)
Signed 1/18/2023 as a Minor League Free Agent
Originally signed 4/29/2010 with Colorado (Intl. F.A.)
Born: Caracas, Venezuela • Resides: Mesa, Arizona

17 ANGELO
CASTELLANO

INFILDER • R/R • 6'0" • 165 • 1/13/1995 (28)
Signed 7/16/2011 as an International Free Agent
Born/Resides: San Diego, Venezuela

6 CLAY
DUNGAN

INFILDER • L/R • 6'1" • 195 • 6/2/1996 (27)
2019 MLB Draft – Round 9 (Indiana State)
Born: Muncie, Indiana • Resides: Alexandria, Indiana

24 NATE
EATON

INFILDER/OUTFIELDER • R/R • 5'11" • 200 • 12/22/1996 (26)
2018 MLB Draft – Round 21 (VMI)
Born/Resides: Chester, Virginia

28 TYLER
GENTRY

OUTFIELDER • R/R • 6'2" • 215 • 2/1/1999 (24)
2020 MLB Draft – Round 3 (Alabama)
Born: Memphis, Tenn. • Resides: Arlington, Tenn.

11 ADEINY
HECHAVARRÍA

INFILDER • R/R • 6'0" • 195 • 4/15/1989 (34)
Signed 6/16/2023 as a Minor League Free Agent
Originally signed 4/13/2010 with Toronto (Intl. F.A.)
Born: Santiago De Cuba, Cuba • Resides: Weston, Florida

18 BREWER
HICKLEN

OUTFIELDER • R/R • 6'2" • 220 • 2/9/1996 (27)
2017 MLB Draft – Round 7 (Alabama at Birmingham)
Born/Resides: Huntsville, Alabama

22 JERMAINE
PALACIOS

INFILDER • R/R • 6'0" • 200 • 7/19/1996 (26)
Signed 6/12/2023 as a Minor League Free Agent
Originally signed 9/6/2013 with Minnesota (Intl. F.A.)
Born/Resides: Barquisimeto, Venezuela

14 LOGAN
PORTER

CATCHER/INFILDER • R/R • 6'0" • 200 • 7/12/1995 (27)
Signed 6/21/2018 as an Undrafted Free Agent (Dixie State)
Born: Phoenix, Arizona • Resides: Surprise, Arizona

7 JOHN
RAVE

OUTFIELDER • L/L • 6'0" • 200 • 12/30/1997 (25)
2019 MLB Draft – Round 5 (Illinois State)
Born: Canton, Illinois • Resides: Bloomington, Illinois

0 SAMAD
TAYLOR

INFILDER/OUTFIELDER • R/R • 5'10" • 160 • 7/11/1998 (24)
Traded from Toronto – 8/2/2022
Drafted by Cleveland – 2013, 10th Round (Corona HS)
Born: Corona, California • Resides: Sioux Falls, South Dakota

9 PAXTON
WALLACE

INFILDER • R/R • 6'1" • 215 • 1/6/1999 (24)
Signed 12/19/2022 as a Minor League Free Agent
Originally signed 6/16/2021 with Los Angeles, AL (MLB F.A.)
Born: Little Rock, Arkansas • Resides: Greenbrier, Arkansas

QUICK NOTES

Ranked by MLB Pipeline as the No. 26 Royals prospect

2023: Has 8 multi-hit games in his last 27 games and hits in 19 of his last 27, after collecting just 4 multi-hit games in his first 24, with hits in just 10 of his first 24 ... hit pinch-hit 2-run double in win on 4/14 and had 3 RBI off the bench in comeback win ... 3-for-3, 2 RBI on his birthday, 5/6 vs. LOU ... hit .367 with 1.006 OPS over 17 games in June

2022: Spent the entire season with NW Arkansas (AA) and reached base in 90 of 109 games (82.57%), reached base multiple times in team-best 56 games ... 1st on team with 33 multi-hit games ... hit two grand slams, on 4/23 @ FRI & 5/12 vs. WCH ... reached base at least twice in seven straight games from 7/26 to 8/2

2021: Began his professional career splitting the year between Columbia (A) and Quad Cities (A+), 380 OBP ranked fourth among qualified Royals Minor Leaguers.

HIT STREAK:

2023: Opened the season in NW Arkansas (AA) and appeared in 15 games for the Naturals (11 starts at catcher) and hit .246 (16-for-65) with 3 2B and 7 RBI ... on the injured list from 4/30 to 5/16 and again from 5/24 to 6/9 ... assigned to Omaha on 6/16

2022: Began the season with the Lexington Legends in the independent Atlantic League and appeared in 26 games before signing with Kansas City on May 23 and reporting to Omaha (AAA), where he finished the season, slashing .252/.298/.405 (33-for-133) over 37 games the Storm Chasers (34 starts at catcher).

2016 to 2020: Played 5 seasons in the Angels system, beginning in High-A in 2016 before making his MLB debut in 2018 ... played 46 Major League games with the Angels in 2018 and hit .239 (28-for-117), made his debut on May 26 at Yankee Stadium, went 2-for-4 with 1 homer and 2 RBI ... played 2 games with the Angels in 2020.

2010 to 2015: Played 5 seasons in the Rockies system and reached Low-A ... traded to Atlanta in Jan. 2015 and spent the year in High-A, traded to the Angels in Nov. 2015.

HIT STREAK:

2023: Has hits in 35 of 60 games ... started 35 games at shortstop Omaha's 48 between 4/18 and 6/13, but just 3 of the last 18 ... this season in his 13th in the Royals organization, all in the Minors, with 863 games played (199 in Triple-A).

2022: In his 11th year as a member of the Royals' organization, began the year with Omaha, but assigned to NW Arkansas (AA) on 8/9 and finished the season with the Naturals ... over 59 games with the Storm Chasers, slashed .218/.318/.316 (38-for-174) while playing six different positions (1B, 2B, 3B, SS, LF & RF) ... made at least 10 starts at each SS (150.2 innings), 3B (121.0 innings) and 1B (115.0 innings) ... snapped 0-for-27 stretch with Naturals on 8/21 vs. San Antonio ... 15-for-67 over last 20 games after hitless streak ended ... played 800th MLB game (all in Royals system) on 9/15 vs. Frisco, entered as defensive replacement.

2011-2023: Has played 803 games in the Royals' minor league system, slashing .232/.311/.312 (606-for-2610), with 29 HR and 271 RBI ... 2013 Dominican Royals Player of the Year ... 143 games with Omaha between 2021 and 2023, hitting .226 over 80 games in 2021 after an early-season promotion from Double-A.

HIT STREAK:

2023: Opened the season on the injured list with a right hamate fracture he suffered in Spring Training, activated from the injured list 5/4 and made his season debut 5/5 ... first hit of the season was a HR in the 3rd inning on 5/9 @ SWB, hasn't hit one since ... has made 14 starts at 2B, 9 at SS, 8 at 3B this year.

2022: Spent the entire season with Omaha and tied for 1st on the team in triples (4), while ranking 2nd in games played (127), plate appearances (515) and runs (64), 3rd in doubles (22), total bases (151), stolen bases (17) and walks (47), 4th in hits (94) and 5th in RBI (52) ... made starts at a career-high six positions for the Chasers, including 2B, 6(2, 6), 3B, 4B (0, 5), SS (6, 6) and his first professional appearances in the outfield: in LF (13, 6), CF (1, 6) and RF (2, 6).

2021: Spent the entire season with NW Arkansas (AA), playing in 108 of the team's 119 regular season games, including 104 starts as the leadoff hitter ... led the Naturals in games played, at-bats (444), runs scored (74) and hits (128) ... led off the game with a hit 32 times, including 10 of his last 19 regular season games.

HIT STREAK:

2023: Made his first Opening Day roster with Royals, but has hit .075 (4-for-53) in 28 games over 4 stints with KC ... on his 4th stint with Omaha (4/24-5/5, 5/25-6/9, 6/16-6/23 & 6/26-pres) ... threw a scoreless inning 4/10 @ TEX, 2 hits and 1 strikeout, fastball sat 91-95 ... after opening 0-for-25 with KC, hits in first 2 ABs with OMA, HR in first AB 4/27 @ NAS ... homered in first AB back 6/17 vs. COL ... has hits in 18 of 28 games with Omaha, 9 multi-hit games.

2022: Split time in the Minor Leagues between NW Arkansas (AA) and Omaha (AAA) but also appeared in 44 games with Kansas City over three separate stints with the Royals: 7/14-7/17, 8/4-22 and 9/1 through the end of the regular season ... opened the year in Double-A ... made his MLB debut July 14 ... led the majors with a 98.1 mph arm strength ... for the 2nd straight year, saw time at five positions in the Minors (SS, 3B, LF, CF and RF), played in the OF for 27 of his last 71 games, then played 3B for 12 of his last 15 games.

2021: Began the season with Quad Cities (A+) and played 70 games for the River Bandits, led the team in stolen bases (23) and played in the Arizona Fall League.

HIT STREAK:

Ranked by MLB Pipeline as the No. 6 Royals prospect ... Ranked by Baseball America as the No. 7 Royals prospect

2023: Has reached base in 53 of 65 games this season ... 1st on team with 45 RBI, 19 doubles & 27 extra base hits, 2nd with 106 total bases and 64 hits, 3rd with 37 walks, tied 3rd with 7 homers & 36 runs ... 64 starts in RF are the most of any Storm Chaser at a single defensive position ... hit .281 (27-for-97) with a .769 OPS in 24 May games after hitting .198 (17-for-86) with a .667 OPS in April, then just .207 (18-for-87) with a .675 OPS in June.

2022: Named Kansas City's George Brett Award inner (top position player in the organization and NW Arkansas (AA)) ... began season in Quad Cities (A+), assigned to NW Arkansas 6/14 ... ranked 8th in MLB in batting average (.326) ... Royals or leader in AVG (.326), SLG (.542) and OPS (.964), 2nd in OBP (.422) ... drove in at least one run in 36 of 73 games since joining the Naturals, reached base in 64 of 73 games (87.67%) ... reached in 28 straight games, 7/30 to 9/3, with .485 OBP.

2021: Spent his first pro season in Quad Cities (A+), played everyday for the first two months of the season ... placed on the 7-Day injured list on 7/14 and then the 60-Day IL 8/2 ...

HIT STREAK:

2023: Signed with Atlanta on 1/30, went 1-for-11 in Spring Training and was released 3/22 ... on 4/11, signed with the Long Island Ducks in the independent Atlantic League, appeared in 38 games and hit .297 (43-for-145) with 7 HR and 34 RBI, signed with Kansas City on June 16 and assigned to Omaha ... first OMA HR was 4th inning grand slam on 6/22 @ ROC ... has 11 RBI in 13 games with Omaha.

2021-2022: Signed with the Chiba Lotte Marines of Nippon Professional Baseball in December 2020 and played 155 NPB games over the 2021 and 2022 seasons, with a .213 average (.96-for-450) ... hit 24 doubles and 6 homers with 44 RBI over his two seasons (79 games in 2021, 76 in 2022) ... also played 32 games in the Eastern League (minor league).

MLB Experience: Between 2012 and 2020, has appeared in 922 Major League games over parts of 9 seasons (Toronto (2012), Miami (2013-17), Tampa Bay (2017-18), Pittsburgh (2018), New York, AL (2018), New York, NL (2019) and Atlanta (2019-20) ... is a career .253 hitter with a .641 OPS ... has started 757 games at SS (677.0 innings).

HIT STREAK:

2023: Began the season on the 7-Day Injured list (right elbow strain) and activated 4/25 ... has hits in 11 of his last 13 games with 8 XBH ... has played in 46 of Omaha's 58 games since he activated, with team-leading 28 starts at DH (and 16 of the last 20), has hit 1st in the lineup 8 times.

2022: Played in 130 games for Omaha (AAA) and was named the Royals Triple-A Player of the Year but also appeared in six games with Kansas City over two separate stints with the Royals: May 26-30 and July 14-17 ... contract was selected by KC May 26 and made his major league debut that night in Minnesota, starting in CF ... reached base in 34 straight games between 7/26 and 9/2 ... set career highs in 2B (30), HR (28), RBI (85) and R (85) ... finished just two homers shy of a 30/30/30 season (HR/SB/2B).

2021: Spent the entire year with NW Arkansas (AA), led all Double-A hitters with 40 steals, tied 13th in all of the Minors ... homered twice in the AA-Central Championship Series.

HIT STREAK:

2023: Signed with Detroit as a Minor League free agent on 12/14/2022 and appeared in 36 games with Toledo (AAA), hitting .176 (22-for-125) with 6 HR and 21 RBI, hitting 3 HR with 6 RBI in 6 games @ Werner Park ... released on 6/8, signed by Kansas City on 6/12 and assigned to Omaha ... in 12 games, has 7 hits, including 4 that are XBH (3 1B, 3 2B, 1 HR).

2022: In his 8th season in the Twins organization, saw his first Major League action in 2022, playing in 30 games with Minnesota and 102 with St. Paul (AAA) ... made his Major League debut in game one of the doubleheader on May 31 at Detroit, going 0-for-3 with a walk and run scored, also pitched twice, totaling 0.2 scoreless innings ... named a Twins Organization All-Star by MLB.com for the 4th time in his career, hitting .283 (111-for-392) with a .803 OPS in Triple-A with the Saints

2021: Played 110 games with Wichita (AA), 7th in the Texas League in R (69) & HR (19), tied 7th with 106 H, tied 8th with 180 TB ... named a Twins Organization All-Star.

HIT STREAK:

2023: Currently on a career-high 29-game on-base streak ... 6 HR in 17 games in April, but 1 in 46 games since ... has reached base in 55 of 63 games played with hits in 47 of 63 games ... has 24 walks in his last 22 games after drawing 15 walks in his first 41 games ... hit the 3rd two HR game of his career on 4/5 vs. Toledo.

2022: Began the season in NW Arkansas (AA) and reached in 66 of 77 games, reached multiple times in 49 games ... assigned to Omaha (AAA) on 8/9 and finished season

MLB IN ON-BASE PERCENTAGE (.442) ... combining his AA & AAA numbers, was the Royals system leader in OBP (.442), 2nd in OPS (.918), 3rd in batting average (.301)

2021: Spent the season with Quad Cities (A+) and slashed .241/.368/.451 (62-for-257) in 77 games ... named a High-A Central post-season All-Star at catcher.

MISC: Grew up down the street from Surprise Stadium, was a dubbie for the AZL Royals the summer of 2011 while in high school, also caught bullpen for the team.

HIT STREAK:

ON-BASE BASE STREAK: 29 Games (5/24 to 7/3), 307 (3/1-for-1011) 24 BB, 2 HBP

2023: Opened the season with NW Arkansas (AA), played 54 games for the Naturals, hitting .275 (55-for-200) with 5 HR, 24 RBI & team-leading 34 BB ... made 40 or 53 starts in CF ... hit 3 HR on 4/18 vs. Amarillo with 6 RBI ... transferred to Omaha on 6/13 and has hits in 14 of 16 games with the Chasers, with 23 H (10 XBH) and 16 RBI since he joined the team ... hit safely in first 9 games ... drove in 8 runs in series vs. COL (6/13 to 6/18).

2022: Spent most of the season with NW Arkansas (AA), played 111 games with the Naturals, also appeared in 11 games with Omaha across two stints (5/25-6/4 & 7/12-7/19) ... slashed .195/.233/.390 (8-for-41) over 11 games for the Chasers, including 4 HR, 4 RBI games on 7/17 @ Rochester ... played 18 games for Surprise in the Arizona Fall League.

2021: Spent the season with Quad Cities (A+) and appeared in 77 games for the High-A Central Champion River Bandits ... named an MLB.com Organization All-Star in the outfield for Kansas City and slashed .252/.352/.453 (70-for-278) ... hit 14 homers and stole 13 bases, making him one of five 13-13 players in the system in 2021.

HIT STREAK:

Ranked by MLB Pipeline as the No. 19 Royals prospect ... Ranked by Baseball America as the No. 25 Royals prospect

2023: Opened the season with Omaha and hit .304 over 62 games, called up to the big leagues for the first time on 6/16, optioned back on 7/4 ... hit .405 with a 1.214 OPS over 12 games in June and 14 of his last 18 plate appearances before getting called up, has reached base for Omaha in 52 of 62 games ... 3rd in Triple-A and tied 9th in MLB in steals (34) ... stole 4 bases on 5/4 vs. LOU, 3 on 5/26 @ STP ... hit .133 (4-for-30) over 12 games with KC ... first MLB hit was walk-off RBI single in MLB debut on 6/17 vs. LAA.

2022: Began the year in the Blue Jays system with Buffalo (AAA), playing in 70 games before being acquired by Kansas City at the 2022 Trade Deadline with RHP Max Castillo in exchange for Whit Merrifield, did not play the rest of the season due to a preexisting injury (left oblique strain) ... added to KC 40-man roster 11/10/22 ... traded from CLE to TOR on 7/31/2017.

HIT STREAK:

2023: Opened the season with Quad Cities (A+) on the development list, activated 4/13 and appeared in 18 games for the River Bandits, transferred to Omaha on 6/11 but did not appear in a game, back to QC on 6/13 and OMA again on 6/23 ... 21 starts at 1B in 22 games at High-A, hitting .253 (19-for-75).

2022: Was injured to begin the season and released by the Los Angeles Angels on May 19 ... played for the Joliet Slammers in the Frontier League, hitting .343 (23-for-67) with 4 home runs in 18 games ... his younger brother, Cayden, was selected by Kansas City in the 2nd round of the 2022 Draft.

2021: Signed as an undrafted free agent by the Los Angeles Angels on July 17, 2021 and reported to Inland Empire (A), where he slashed .280/.400/.480 (21-for-75) with 4 home runs in 23 games.

MISC: Attended Wichita State University, where he played in 138 games and hit 21 home runs across three seasons ... brother Cayden is currently with KC's A+ affiliate, Quad Cities.

HIT STREAK:

ON-BASE BASE STREAK:

CAREER HIGHS

| | | |
|-----|---|-------------------------------------|
| H | 3 | (18x) Last: 5/6/23 vs. Louisville |
| R | 3 | (6x) Last: 4/8/23 vs. Toledo |
| HR | 2 | 8/10/21 vs. Beloit |
| RBI | 5 | 6/24/21 @ Beloit |
| BB | 3 | (3x) Last: 9/3/22 @ Tulsa |
| SB | 3 | 7/9/22 vs. Tulsa |
| H | 4 | (7x) Last: 4/4/19 @ Albuquerque |
| R | 4 | (2x) Last: 7/11/13 vs. Orem |
| HR | 3 | 6/28/13 vs. Orem |
| RBI | 7 | 6/28/13 vs. Orem |
| BB | 3 | 7/18/11 @ DSL Padres |
| SB | 3 | 6/21/10 vs. DSL Diamondbacks |
| H | 4 | (5x) Last: 8/18/17 vs. Asheville |
| R | 4 | 6/26/16 @ Grand Junction |
| HR | 2 | 7/19/19 @ Amarillo |
| RBI | 5 | 7/17/22 @ Rochester |
| BB | 3 | (6x) Last: 6/17/23 vs. Columbus |
| SB | 2 | (2x) Last: 6/6/23 @ Indianapolis |
| H | 6 | 6/23/19 vs. Billings |
| R | 4 | 9/3/19 vs. Missoula |
| HR | 2 | 6/26/22 vs. Columbus |
| RBI | 4 | (3x) Last: 6/28/22 @ St. Paul |
| BB | 3 | (2x) Last: 6/20/23 @ Rochester |
| SB | 3 | (2x) Last: 8/8/21 @ Arkansas |
| H | 4 | (8x) Last: 9/3/22 @ DETROIT |
| R | 3 | (21x) Last: 6/17/23 vs. Columbus |
| HR | 2 | (3x) Last: 6/17/23 vs. Columbus |
| RBI | 4 | (6x) Last: 6/22/22 vs. Columbus |
| BB | 4 | 7/29/18 @ Ogden |
| SB | 3 | (2x) Last: 5/26/23 @ St. Paul |
| H | 4 | (2x) Last: 5/30/23 vs. Memphis |
| R | 4 | (2x) Last: 7/17/22 @ Corpus Christi |
| HR | 2 | (2x) Last: 6/29/22 @ Amarillo |
| RBI | 6 | 6/2/21 vs. Beloit |
| BB | 3 | (6x) Last: 4/20/23 vs. Gwinnett |
| SB | 1 | (18x) Last: 6/2/23 vs. Memphis |
| H | 4 | (11x) Last: 4/25/19 vs. Buffalo |
| R | 4 | (2x) Last: 8/5/11 @ Bowie |
| HR | 2 | (2x) Last: 9/29/19 @ NEW YORK (NL) |
| RBI | 7 | 5/5/13 @ PHILADELPHIA |
| BB | 3 | (3x) Last: 8/3/12 @ Albuquerque |
| SB | 2 | (3x) Last: 4/29/12 vs. Tacoma |
| H | 4 | (4x) Last: 5/25/22 @ Louisville |
| R | 4 | 8/21/19 vs. Salem |
| HR | 3 | 8/22/19 vs. Salem |
| RBI | 5 | (2x) Last: 8/24/21 vs. Springfield |
| BB | 3 | (3x) Last: 6/20/19 vs. Frederick |
| SB | 3 | (5x) Last: 4/22/22 @ Memphis |
| H | 5 | 6/9/17 vs. Burlington |
| R | 5 | (2x) Last: 5/8/22 @ Omaha |
| HR | 2 | (5x) Last: 5/17/23 @ Omaha |
| RBI | 4 | (3x) Last: 6/28/22 @ St. Paul |
| BB | 3 | 5/7/22 vs. Columbus |
| SB | 3 | (2x) Last: 8/8/21 @ Arkansas |
| H | 4 | 8/6/19 @ Johnson City |
| R | 3 | (4x) Last: 8/1/21 vs. South Bend |
| HR | 2 | (3x) Last: 4/5/23 vs. Toledo |
| RBI | 4 | (2x) Last: 8/10/21 vs. Beloit |
| BB | 3 | (8x) Last: 6/14/23 vs. Columbus |
| SB | 1 | (2x) Last: 6/18/23 vs. Columbus |
| H | 4 | (4x) Last: 6/18/23 vs. Columbus |
| R | 5 | 4/18/23 vs. Amarillo |
| HR | 3 | 4/18/23 vs. Amarillo |
| RBI | 6 | 4/18/23 vs. Amarillo |
| BB | 3 | (3x) Last: 9/10/22 @ Wichita |
| SB | 3 | 8/22/21 @ South Bend |
| H | 4 | (4x) Last: 6/15/22 @ Lehigh Valley |
| R | 4 | 6/8/21 @ Portland |
| HR | 2 | (4x) Last: 6/21/22 vs. St. Paul |
| RBI | 5 | (2x) Last: 6/21/22 vs. St. Paul |
| BB | 4 | 4/16/22 @ Rochester |
| SB | 4 | (2x) Last: 5/4/23 vs. Louisville |
| H | 3 | 8/25/21 @ Stockton |
| R | 2 | (2x) Last: 4/21/23 vs. Wisconsin |
| HR | 1 | (4x) Last: 8/25/21 @ Stockton |
| RBI | 3 | 8/6/21 @ Visalia |
| BB | 3 | 8/6/21 @ Visalia |
| SB | 1 | 8/3/21 @ Visalia |



| SO NICE, THEY DID IT TWICE (OR MORE) | MULTI-HIT GAMES | | | | | MULTI-RUN GAMES | | | | | MULTI-RBI GAMES | | | | | MULTI-BB GAMES | | | | | MULTI-K GAMES | | | | | MULTI-SB GAMES | | | | |
|---|-----------------|----|---|----|-----|-----------------|----|---|----|----|-----------------|----|---|----|----|----------------|----|---|----|----|---------------|----|---|----|-----|----------------|---|---|----|----|
| | 2 | 3 | 4 | 5+ | T | 2 | 3 | 4 | 5+ | T | 2 | 3 | 4 | 5+ | T | 2 | 3 | 4 | 5+ | T | 2 | 3 | 4 | 5+ | T | 2 | 3 | 4 | 5+ | T |
| 3 Bradley, Tucker | 10 | 2 | - | - | 12 | 5 | 1 | - | - | 6 | 3 | 4 | - | - | 7 | 6 | - | - | - | 6 | 3 | - | 1 | - | 4 | 4 | - | - | - | 4 |
| 60 Briceño, José | - | - | - | - | - | - | - | - | - | - | - | - | - | - | - | - | - | - | - | - | - | 1 | - | - | 1 | - | - | - | - | - |
| 17 Castellano, Angelo | 6 | 1 | - | - | 7 | 7 | - | - | - | 7 | 5 | 1 | - | - | 6 | 4 | 2 | - | - | 6 | 5 | 1 | - | - | 6 | 1 | - | - | - | 1 |
| 6 Dungan, Clay | 4 | 1 | - | - | 5 | 2 | 1 | - | - | 3 | 2 | 1 | - | - | 3 | 2 | 1 | - | - | 3 | 5 | - | - | - | 5 | 1 | - | - | - | 1 |
| 24 Eaton, Nate | 6 | 3 | - | - | 9 | 1 | 2 | - | - | 3 | 3 | - | - | - | 3 | 1 | - | - | - | 1 | 8 | 1 | - | - | 9 | 1 | 1 | - | - | 2 |
| 28 Gentry, Tyler | 14 | 1 | 1 | - | 16 | 3 | 2 | - | - | 5 | 5 | 3 | 1 | 1 | 10 | 5 | 1 | - | - | 6 | 11 | 7 | - | - | 18 | - | - | - | - | - |
| 11 Hechavarria, Adeiny | 1 | 1 | - | - | 2 | 1 | - | - | - | 1 | - | - | 1 | - | 1 | 1 | - | - | - | 1 | 2 | - | - | - | 2 | - | - | - | - | - |
| 18 Hicklen, Brewer | 6 | 2 | - | - | 8 | 5 | 1 | - | - | 6 | 3 | 1 | - | - | 4 | 3 | - | - | - | 3 | 12 | 2 | - | - | 14 | - | - | - | - | - |
| 22 Palacios, Jermaine | 2 | - | - | - | 2 | - | - | - | - | - | 1 | - | - | - | 1 | - | - | - | - | - | 2 | 1 | 1 | - | 4 | - | - | - | - | - |
| 14 Porter, Logan | 13 | 3 | - | - | 16 | 6 | - | - | - | 6 | 7 | 1 | - | - | 8 | 6 | 4 | - | - | 10 | 13 | 5 | - | - | 18 | - | - | - | - | - |
| 7 Rave, John | 4 | 1 | 1 | - | 6 | 3 | - | - | - | 3 | 2 | 2 | - | - | 4 | 2 | - | - | - | 2 | 2 | - | - | - | 2 | - | - | - | - | - |
| 0 Taylor, Samad | 18 | 4 | - | - | 22 | 8 | 3 | - | - | 11 | 7 | 2 | - | - | 9 | 7 | 2 | - | - | 9 | 13 | 1 | 1 | - | 15 | 3 | 2 | 1 | - | 6 |
| 9 Wallace, Paxton | 1 | - | - | - | 1 | - | - | - | - | - | - | - | - | - | - | - | - | - | - | - | 1 | - | - | - | 1 | - | - | - | - | - |
| Alexander, CJ | 6 | 3 | - | - | 9 | 6 | 1 | - | - | 7 | 3 | 1 | 1 | - | 5 | 1 | - | - | - | 1 | 14 | 1 | - | - | 15 | - | - | - | - | - |
| Beaty, Matt | 2 | - | - | - | 2 | 1 | - | - | - | 1 | 2 | - | - | - | 2 | 1 | - | - | - | 1 | 1 | - | - | - | 1 | - | - | - | - | - |
| Blanco, Dairon | 10 | 6 | 1 | - | 17 | 9 | 1 | - | - | 10 | 3 | 2 | - | - | 5 | 5 | 1 | - | - | 6 | 3 | 2 | - | - | 5 | 9 | 3 | 1 | - | 13 |
| Camargo, Johan | 5 | - | - | - | 5 | - | - | - | - | - | 1 | - | - | - | 1 | 3 | - | - | - | 3 | 1 | - | - | - | 1 | - | - | - | - | - |
| Fermin, Freddy | 1 | 1 | 1 | - | 3 | 3 | 1 | - | - | 4 | 1 | 1 | - | 1 | 3 | 2 | 1 | - | - | 3 | 2 | - | - | - | 2 | - | - | - | - | - |
| Garcia, Maikel | 4 | 1 | - | - | 5 | 2 | - | - | - | 2 | 2 | 2 | - | - | 4 | 3 | 1 | - | - | 4 | 2 | 1 | - | - | 3 | - | - | - | - | - |
| Isbel, Kyle | 3 | - | - | - | 3 | 1 | - | - | - | 1 | 1 | 1 | - | - | 2 | 1 | - | - | - | 1 | 1 | - | - | - | 1 | - | - | - | - | - |
| Jenista, Greyson | - | - | - | - | - | - | - | - | - | - | - | - | - | - | - | - | - | - | - | - | 2 | - | - | - | 2 | - | - | - | - | - |
| Lofstin, Nick | 11 | 3 | 1 | - | 15 | 4 | - | - | - | 4 | 4 | 7 | 1 | - | 12 | - | - | - | - | - | 4 | - | - | - | 4 | - | - | - | - | - |
| Lopez, Nicky | 1 | - | - | - | 1 | - | - | - | - | - | - | - | - | - | - | 1 | - | - | - | 1 | - | - | - | - | - | - | - | - | - | - |
| Massey, Michael | - | - | - | - | - | 1 | - | - | - | 1 | - | - | - | - | - | - | - | - | - | - | 1 | - | - | - | 1 | - | - | - | - | - |
| Pratto, Nick | - | 1 | - | - | 1 | 1 | - | - | - | 1 | 2 | - | - | - | 2 | 3 | - | - | - | 3 | 2 | 1 | - | - | 3 | - | - | - | - | - |
| Reetz, Jakson | 4 | 2 | - | - | 6 | - | - | - | - | - | 1 | - | - | 1 | 2 | 2 | - | - | - | 2 | 5 | 2 | 1 | - | 8 | - | - | - | - | - |
| Reyes, Franmil | 1 | - | - | - | 1 | 1 | - | - | - | 1 | 1 | - | - | - | 1 | - | - | - | - | - | 1 | 1 | - | - | 2 | - | - | - | - | - |
| Waters, Drew | 1 | - | 3 | - | 4 | 2 | 2 | - | - | 4 | 1 | 1 | - | - | 2 | 1 | - | - | - | 1 | 1 | 2 | - | - | 3 | - | - | - | - | - |
| | 134 | 36 | 8 | 0 | 178 | 72 | 15 | 0 | 0 | 87 | 60 | 30 | 4 | 3 | 97 | 60 | 13 | 0 | 0 | 73 | 115 | 31 | 4 | 0 | 150 | 19 | 6 | 2 | 0 | 27 |

HITTING STREAKS

| PLAYER | CURRENT | LONGEST | DATES/RESULTS | | | | | | | |
|------------------------|---------|---------|---------------|------|--------------|----|----|----|-----|-------|
| | | | START | END | AVG | 2B | 3B | HR | RBI | OPS |
| 3 Bradley, Tucker | - | 6 (2x) | 6/14 | 6/25 | .556 (10-18) | 4 | 0 | 0 | 5 | 1.430 |
| 60 Briceño, José | - | 2 (2x) | 6/30 | 7/2 | .286 (2-7) | 0 | 0 | 0 | 1 | .661 |
| 17 Castellano, Angelo | - | 3 (3x) | 5/16 | 5/19 | .455 (5-11) | 1 | 0 | 1 | 4 | 1.356 |
| 6 Dungan, Clay | - | 6 (2x) | 6/21 | 6/29 | .318 (7-22) | 0 | 0 | 0 | 1 | .703 |
| 24 Eaton, Nate | - | 7 | 5/28 | 6/4 | .345 (10-29) | 1 | 1 | 1 | 2 | .939 |
| 28 Gentry, Tyler | - | 5 | 4/5 | 4/9 | .350 (7-20) | 1 | 0 | 1 | 6 | .967 |
| 11 Hechavarria, Adeiny | - | 3 | 6/29 | 7/3 | .500 (5-10) | 2 | 0 | 1 | 3 | 1.615 |
| 18 Hicklen, Brewer | - | 8 | 6/13 | 6/22 | .375 (12-32) | 4 | 0 | 1 | 6 | 1.023 |
| 22 Palacios, Jermaine | - | 2 (2x) | 6/30 | 7/2 | .333 (2-6) | 0 | 0 | 0 | 0 | .762 |
| 14 Porter, Logan | - | 9 | 6/20 | 7/2 | .387 (12-31) | 2 | 0 | 0 | 8 | .965 |
| 7 Rave, John | - | 9 | 6/13 | 6/25 | .406 (13-32) | 4 | 1 | 2 | 10 | 1.255 |
| 0 Taylor, Samad | - | 11 | 6/1 | 6/15 | .405 (15-37) | 4 | 0 | 2 | 6 | 1.214 |
| 9 Wallace, Paxton | - | - | - | - | - | - | - | - | - | - |

BOLD indicates longest streak in 2023 among active players

Italics indicates longest personal streak is active

ON-BASE STREAKS

| CURRENT | LONGEST | DATES/RESULTS | | | | | | | |
|---------|---------|---------------|------|-----------------|----|----|----|-----|------|
| | | START | END | AVG | 2B | HR | BB | HBP | OBP |
| - | 9 | 5/21 | 6/10 | .344 (11 - 32) | 3 | 1 | 7 | 0 | .450 |
| - | 5 | 6/18 | 7/2 | .235 (4 - 17) | 0 | 0 | 2 | 1 | .350 |
| - | 9 | 4/1 | 4/19 | .320 (8 - 25) | 2 | 2 | 6 | 0 | .438 |
| 2 | 18 | 5/28 | 6/29 | .316 (18 - 57) | 1 | 0 | 14 | 1 | .440 |
| - | 7 | 5/28 | 6/4 | .345 (10 - 29) | 1 | 1 | 2 | 0 | .387 |
| - | 11 | 6/7 | 6/21 | .233 (10 - 43) | 4 | 2 | 7 | 1 | .346 |
| - | 3 | 6/29 | 7/3 | .500 (5 - 10) | 2 | 1 | 2 | 1 | .615 |
| - | 16 | 6/8 | 6/30 | .317 (20 - 63) | 6 | 2 | 7 | 2 | .397 |
| - | 2 (2x) | 6/30 | 7/2 | .333 (2 - 6) | 0 | 0 | 1 | 0 | .429 |
| 29 | 29 | 5/24 | 7/3 | .307 (31 - 101) | 5 | 0 | 24 | 2 | .442 |
| 16 | 16 | 6/13 | 7/4 | .411 (23 - 56) | 6 | 3 | 11 | 0 | .500 |
| - | 16 | 5/12 | 5/30 | .302 (19 - 63) | 6 | 2 | 12 | 2 | .429 |
| - | - | - | - | - | - | - | - | - | - |

Gold indicates career-best streak

PITCHES/PLATE APPEARANCE & PLATE APPEARANCE DEPTH

| PLAYER | AVG. P/PA | TOTAL PA | TOTAL P | LONGEST PA (#) | DATE | INN. | PITCHER | RESULT |
|------------------------|-----------|----------|---------|----------------|--------------|------|-----------------|--------------------|
| 3 Bradley, Tucker | 3.95 | 183 | 723 | 10 | 4/29 @ NAS | ▲ 3 | Robert Stock | Groundout (4-3) |
| 60 Briceño, José | 3.56 | 27 | 96 | 7 | 6/21 @ ROC | ▲ 2 | Paolo Espino | Strikeout Swinging |
| 17 Castellano, Angelo | 4.15 | 215 | 893 | 10 | 4/18 vs. GWN | ▼ 3 | Michael Soroka | Strikeout Swinging |
| 6 Dungan, Clay | 4.24 | 130 | 551 | 10 (2x) | 6/2 vs. MEM | ▼ 10 | Jake Walsh | Walk |
| 24 Eaton, Nate | 3.95 | 128 | 506 | 10 | 4/29 @ NAS | ▲ 7 | Pedro Fernandez | Flyout (F9) |
| 28 Gentry, Tyler | 4.18 | 333 | 1,392 | 12 | 6/7 @ IND | ▲ 9 | Cody Bolton | Walk |
| 11 Hechavarria, Adeiny | 3.63 | 52 | 189 | 8 | 6/21 @ ROC | ▲ 2 | Paolo Espino | RBI Double |
| 18 Hicklen, Brewer | 3.74 | 186 | 695 | 10 | 6/3 vs. MEM | ▼ 5 | Zack Thompson | Strikeout Swinging |
| 22 Palacios, Jermaine | 3.91 | 44 | 172 | 9 | 7/4 @ GWN | ▲ 3 | Nolan Kingham | Strikeout Swinging |
| 14 Porter, Logan | 4.09 | 268 | 1,097 | 9 | 6/15 vs. COL | ▼ 6 | Cade Smith | Strikeout Looking |
| 7 Rave, John | 4.25 | 69 | 293 | 7 (2x) | 6/20 @ ROC | ▲ 4 | Wily Peralta | Popout (P4) |
| 0 Taylor, Samad | 4.08 | 296 | 1,208 | 9 | 4/25 @ NAS | ▲ 1 | Robert Gasser | Strikeout Looking |
| 9 Wallace, Paxton | 4.00 | 8 | 32 | 6 | 6/25 @ ROC | ▲ 8 | Luis Reyes | Walk |
| | 4.05 | 1,939 | 7,847 | | | | | |

PINCH-HITTING LOG (12)

| # | DATE | INNING | PINCH HITTER | HITTING FOR | RESULT |
|-----|--------------------|--------|-------------------|--------------------|------------------------|
| 1. | 4/5 vs. Toledo | ▼ 9 | CJ Alexander | Angelo Castellano | Fielder's Choice (4-6) |
| 2. | 4/14 @ Iowa | ▲ 8 | Tucker Bradley | Angelo Castellano | 2-RBI Double |
| 3. | 4/18 vs. Gwinnett | ▼ 9 | Tucker Bradley | Angelo Castellano | Strikeout Looking |
| 4. | 4/29 @ Nashville | ▲ 8 | Logan Porter | CJ Alexander | Strikeout Swinging |
| 5. | 5/7 vs. Louisville | ▼ 9 | CJ Alexander | Angelo Castellano | Groundout (4-3) |
| 6. | 5/10 @ Scranton/WB | ▲ 8 | CJ Alexander | Angelo Castellano | Strikeout Swinging |
| 7. | 5/12 @ Scranton/WB | ▲ 8 | Brewer Hicklen | Tucker Bradley | Flyout (F9) |
| 8. | 5/20 vs. Toledo | ▼ 9 | Tucker Bradley | Angelo Castellano | Strikeout Swinging |
| 9. | 5/27 @ St. Paul | ▲ 7 | Clay Dungan | Samad Taylor | Groundout, 6-3 |
| 10. | 6/28 vs. Iowa | ▼ 9 | Paxton Wallace | Adeiny Hechavarria | Strikeout Swinging |
| 11. | 7/3 vs. Iowa | ▼ 9 | Angelo Castellano | Jermaine Palacios | Strikeout Swinging |
| 12. | 7/4 @ Gwinnett | ▲ 8 | Samad Taylor | José Briceño | Strikeout Looking |
| 13. | | | | | |

Omaha Pinch Hitters: 1-for-12, 2B, 2 RBI, 7 K

Most-Used Pinch Hitter:
CJ Alexander & Tucker Bradley (3x)Most Frequently Pinch-Hit For:
Angelo Castellano (6x)

PITCH TIMER VIOLATIONS CALLED ON OMAHA HITTERS (6)

| DATE | INNING | UMPIRE | HITTER | COUNT AT CALL | BATTER RESULT (COUNT) |
|--------------------------|--------|-------------------|------------------------|---------------|-----------------------|
| 1. April 12 @ Iowa | ▲ 9 | Tom Hanahan | Samad Taylor (1) | 0-1 | Single (0-2) |
| 2. June 3 vs. Memphis | ▼ 8 | Cody Clark | Johan Camargo (1) | 0-0 | Strikeout (0-2) |
| 3. June 6 @ Indianapolis | ▲ 1 | Lew Williams | Dairon Blanco (1) | 0-2 | Strikeout (0-3) |
| 4. June 20 @ Rochester | ▲ 9 | Steven Jaschinski | Tyler Gentry (1) | 0-0 | Strikeout (0-2) |
| 5. June 24 @ Rochester | ▲ 3 | Chris Marco | José Briceño (1) | 0-0 | Strikeout (2-2) |
| 6. June 24 @ Rochester | ▲ 8 | Chris Marco | Adeiny Hechavarria (1) | 0-0 | Walk (3-2) |



PITCHING

| | |
|---------------------------|-------|
| vs. Left-Handed Starter | 13-12 |
| vs. Right-Handed Starter | 26-26 |
| WITH Left-Handed Starter | 17-16 |
| WITH Right-Handed Starter | 23-21 |

| | |
|----------------|-------|
| 0-4 strikeouts | 1-1 |
| 5-9 strikeouts | 23-24 |
| 10+ strikeouts | 15-13 |

| | |
|---------------------|-------|
| 0 runs of support | 0-11 |
| 1-4 runs of support | 25-24 |
| 5-9 runs of support | 12-4 |
| 10+ runs of support | 2-0 |

SCORING

| | |
|---------------|-------|
| 1-Run Games | 6-11 |
| 2-Run Games | 9-5 |
| 3-4-Run Games | 12-9 |
| 5+ Run Games | 12-13 |

| | |
|---------------|-----|
| Extra Innings | 2-1 |
| Shutouts | 1-1 |
| Doubleheaders | |

| | |
|------------------|------|
| Scoring 0-2 Runs | 1-15 |
| 3-5 Runs | 7-15 |
| 6-9 Runs | 21-7 |
| 10+ Runs | 10-1 |

| | |
|-------------------|-------|
| Opponent 0-2 Runs | 13-0 |
| 3-5 Runs | 15-11 |
| 6-9 Runs | 11-20 |
| 10+ Runs | 0-7 |

| | |
|------------------------|-------|
| Scored in 1st Inning | 17-10 |
| Opponent scored in 1st | 16-14 |
| Scores first | 21-16 |
| Opponent scores first | 18-22 |

HITTING

| | |
|----------------|------|
| Omaha 0-5 hits | 3-12 |
| 6-9 hits | 9-17 |
| 10+ hits | 27-9 |

| | |
|-------------------|-------|
| Opponent 0-5 hits | 6-3 |
| 6-9 hits | 21-14 |
| 10+ hits | 12-21 |

| | |
|---------------------|------|
| Out-hit opponent | 27-9 |
| Out-hit by opponent | 9-26 |
| Hits are tied | 3-3 |

| | |
|-----------------|-------|
| Hit 0 home runs | 9-17 |
| 1 home run | 15-15 |
| 2 home runs | 6-4 |
| 3+ home runs | 9-2 |

| | |
|--------------------------|-------|
| Opponent hit 0 home runs | 5-6 |
| 1 home run | 14-13 |
| 2 home runs | 8-10 |
| 3+ home runs | 2-9 |

| | |
|---------------------------|-------|
| Leave 0-5 runners on base | 8-14 |
| 6-9 on base | 24-18 |
| 10+ on base | 7-6 |

| | |
|-------------------------------------|-------|
| Opponent leaves 0-5 runners on base | 5-7 |
| 6-9 on base | 19-24 |
| 10+ on base | 15-7 |

| | |
|----------------|-------|
| Steals 0 bases | 9-14 |
| 1 base | 3-7 |
| 2 bases | 11-10 |
| 3+ bases | 16-7 |

| | |
|-------------------------|-------|
| Opponent steals 0 bases | 15-16 |
| 1 base | 15-12 |
| 2 bases | 8-6 |
| 3+ bases | 2-6 |

FIELDING

| | |
|---------------|-------|
| Made 0 errors | 25-11 |
| 1 error | 9-19 |
| 2 errors | 3-5 |
| 3+ errors | 2-3 |

| | |
|------------------------|-------|
| Opponent made 0 errors | 15-16 |
| 1 error | 13-14 |
| 2 errors | 6-7 |
| 3+ errors | 4-1 |

TEAM HIGHS

| | | |
|--|----------------------|--|
| LONGEST WIN STREAK | 11 Games * | June 6 - June 18 |
| LONGEST LOSING STREAK | 5 Games | April 18 - April 22 |
| LONGEST HOME WINNING STREAK | 6 Games | June 13 - June 18 |
| LONGEST HOME LOSING STREAK | 3 Games (3x) | Last: June 13 - June 15 |
| LONGEST ROAD WINNING STREAK | 5 Games (2x) | Last: June 6 - June 10 |
| LONGEST ROAD LOSING STREAK | 2 Games (5x) | Last: May 27 - May 28 |
| LARGEST MARGIN OF VICTORY | 11 Runs | 4/1 @ Indianapolis (12-1 Win) |
| LARGEST MARGIN OF DEFEAT | 13 Runs (2x) | Last: 5/27 @ St. Paul (14-1 Loss) |
| LONGEST GAME, INNINGS | 11 Innings | 5/11 @ Scranton/Wilkes-Barre (4-3 Win) |
| LONGEST GAME, TIME | 3:23 | 6/2 vs. Memphis (10-9 Win, 10 Innings) |
| LONGEST 9-INNING GAME, TIME | 3:17 | 6/8 @ Indianapolis (15-7 Win) |
| SHORTEST 9-INNING GAME, TIME | 2:14 (3x) | Last: 7/4 @ Gwinnett (3-1 Loss) |
| SHORTEST GAME, TIME | 1:46 | 7/2 vs. Iowa, G2 (6-2 Loss) |
| LARGEST COMEBACK WIN | 6 Runs, After 4th | 5/6 vs. Louisville (11-9 Win) |
| LARGEST MARGIN OF LEAD SURRENDERED (LOSS) | 5 Runs, After 7th | 6/4 vs. Memphis (6-5 Loss) |
| MOST ERRORS, TEAM | 3 (5x) | Last: 5/27 @ St. Paul (14-1 Loss) |
| MOST ERRORS, PLAYER | 3, Angelo Castellano | 5/27 @ St. Paul (14-1 Loss) |
| LARGEST CROWD, HOME | 9,023 | 7/3 vs. Iowa (7-6 Loss) |
| LARGEST CROWD, ROAD | 10,067 | 7/4 @ Gwinnett (3-1 Loss) |
| WARMEST FIRST PITCH | 89 Degrees | 6/29 vs. Iowa (8-3 Win) |
| COLDEST FIRST PITCH | 35 Degrees | 4/5 vs. Toledo (7-6 Loss) |

OFFENSIVE HIGHS

| | | |
|--|----------------|---|
| MOST RUNS SCORED, GAME | 16 | 5/17 vs. Toledo (16-8 Win) |
| MOST RUNS SCORED, INNING | 10, 5th Inning | 6/8 @ Indianapolis (15-7 Win) |
| MOST CONSECUTIVE INNINGS SCORED | 5 (2x) | Last: 4th-8th Innings, 5/17 vs. Toledo (16-8 Win) |
| FEWEST HITS, GAME | 2 | 5/20 vs. Toledo (4-1 Loss) |
| MOST HITS, GAME | 18 | 5/17 vs. Toledo (16-8 Win) |
| MOST DOUBLES, GAME | 7 | 5/17 vs. Toledo (16-8 Win) |
| MOST TRIPLES, GAME | 1 (12x) | Last: 6/24 @ Rochester (3-2 Loss) |
| MOST HOME RUNS, GAME | 4 (3x) | Last: 5/21 vs. Toledo (8-6 Win) |
| MOST EXTRA-BASE HITS, GAME | 10 | 5/17 vs. Toledo (16-8 Win) |
| MOST RBI, GAME | 15 (2x) | Last: 6/8 @ Indianapolis (15-7 Win) |
| MOST RUNNERS LOB, GAME | 15 | 5/16 vs. Toledo (9-2 Loss) |
| MOST TOTAL BASES, GAME | 34 | 5/17 vs. Toledo (16-8 Win) |
| MOST WALKS, GAME | 11 (2x) | Last: 6/8 @ Indianapolis (15-7 Win) |
| FEWEST STRIKEOUTS, GAME | 2 (2x) | Last: 6/9 @ Indianapolis (6-2 Win) |
| MOST STRIKEOUTS, GAME | 16 | 5/20 vs. Toledo (4-1 Loss) |
| FEWEST STRIKEOUTS, GAME | 4 | 4/13 @ Iowa (14-1 Loss) |
| MOST STOLEN BASES, GAME | 7 | 5/26 @ St. Paul (6-4 Win) |
| MOST HIT BY PITCHES | 4 | 5/6 vs. Louisville (11-9 Win) |

INDIVIDUAL OFFENSIVE HIGHS

| | | |
|--|------------------|--|
| MOST RUNS, GAME | 3 (15x) | Last: Brewer Hicklen, 6/30 vs. Iowa (6-5 Loss) |
| MOST HITS, GAME | 4 (8x) | Last: John Rave, 6/18 vs. Columbus (6-4 Win) |
| MOST DOUBLES, GAME | 2 (12x) | Last: Adeiny Hechavarria, 7/2 vs. Iowa, G1 (11-1 Win) |
| MOST TRIPLES, GAME | 1 (12x) | Last: Brewer Hicklen, 6/24 @ Rochester (3-2 Loss) |
| MOST HOME RUNS, GAME | 2 (4x) | Last: Nate Eaton, 6/17 vs. Columbus (13-4 Win) |
| MOST TOTAL BASES, GAME | 13, Drew Waters | 5/21 vs. Toledo (8-4 Win) |
| MOST RBI, GAME | 6, Freddy Fermin | 4/8 vs. Toledo (13-8 Win) |
| MOST WALKS, GAME | 3 (13x) | Last: Clay Dungan, 6/22 @ Rochester (5-4 Loss) |
| MOST STRIKEOUTS, GAME | 4 (4x) | Last: Jermaine Palacios, 6/22 @ Rochester (8-4 Win) |
| MOST STOLEN BASES, GAME ^ | 4 (2x) | Last: Dairon Blanco, 5/25 @ St. Paul (8-6 Loss) |
| MOST HIT BY PITCHES, GAME | 2 (2x) | Last: Dairon Blanco, 5/25 @ St. Paul (8-6 Loss) |
| MOST SACRIFICE FLIES, GAME | 2 (2x) | Last: Samad Taylor, 4/30 @ Nashville (10-6 Win) |
| MOST DOUBLE PLAYS GROUND INTO, GAME | 2 (4x) | Last: Brewer Hicklen, 5/28 @ St. Paul (10-6 Loss) |

PITCHING HIGHS

| | | |
|---------------------------------------|---------------|--|
| MOST RUNS ALLOWED, GAME | 14 (3x) | Last: 5/27 @ St. Paul (14-1 Loss) |
| MOST RUNS ALLOWED, INNING | 9, 7th Inning | 5/28 @ St. Paul (10-6 Loss) |
| FEWEST HITS ALLOWED, GAME | 3 (2x) | Last: 6/29 vs. Iowa (8-3 Win) |
| MOST HITS ALLOWED, GAME | 18 | 5/9 @ Scranton/Wilkes-Barre (14-2 Loss) |
| MOST TOTAL BASES ALLOWED, GAME | 34 (2x) | Last: 5/9 @ Scranton/Wilkes-Barre (14-2 Loss) |
| FEWEST STRIKEOUTS, GAME | 3 | 4/18 vs. Gwinnett (4-1 Loss) |
| MOST STRIKEOUTS, GAME | 15 | 5/11 @ Scranton/Wilkes-Barre (4-3 Win, 11 Innings) |
| FEWEST WALKS ALLOWED, GAME | 0 | 7/2 vs. Iowa, G2 (6-2 Loss) |
| MOST WALKS ALLOWED, GAME | 12 | 6/28 vs. Iowa (9-2 Loss) |
| MOST HOME RUNS ALLOWED, GAME | 6 (2x) | Last: 5/31 vs. Memphis (9-4 Loss) |
| MOST WILD PITCHES | 4 | 4/21 vs. Gwinnett (7-3 Loss) |

INDIVIDUAL PITCHING HIGHS

| | | |
|--|-----------------------------|---|
| MOST RUNS ALLOWED, GAME | 11, Jonathan Heasley | 4/13 @ Iowa (14-1 Loss) |
| MOST EARNED RUNS ALLOWED, GAME ^ | 11, Jonathan Heasley | 4/13 @ Iowa (14-1 Loss) |
| FEWEST HITS ALLOWED, GAME (STARTER) | 1 (4x) | Last: Drew Parrish (4.0 IP), 5/20 vs. Toledo (4-1 Loss) |
| MOST HITS ALLOWED, GAME | 11, Jonathan Heasley | 5/21 vs. Toledo (8-6 Win) |
| MOST HOME RUNS ALLOWED, GAME ^ | 5 (2x) | Last: Austin Cox, 5/31 vs. Memphis (9-4 Loss) |
| MOST STRIKEOUTS | 9, Ryan Yarbrough | 6/29 vs. Iowa (8-3 Win) |
| MOST CONSECUTIVE STRIKEOUTS | 5, Ryan Yarbrough | 6/29 vs. Iowa (8-3 Win) |
| MOST WALKS ALLOWED, GAME | 2 (4x) | Last: Jonathan Heasley, 6/18 vs. Columbus (6-4 Win) |
| MOST HIT BATTERS, GAME | 2 (4x) | Last: Jackson Kowar, 7/4 @ Gwinnett (3-1 Loss) |
| MOST INNINGS PITCHED, STARTER | 7.0, Jonathan Heasley | 4/19 vs. Gwinnett (6-2 Loss) |
| MOST PITCHES THROWN, STARTER | 104, Jonathan Heasley | 4/25 @ Nashville (8-3 Loss) |
| MOST INNINGS PITCHED, RELIEVER | 4.1 (2x) | Last: Jonathan Bowlan, 7/2 vs. Iowa, G1 (11-1 Win) |
| MOST PITCHES THROWN, RELIEVER | 94, Jonathan Bowlan | 7/2 vs. Iowa, G1 (11-1 Win) |

^ Indicates Storm Chasers Record Tied

* Indicates Storm Chasers Record Set

STATCAST LEADERS

| LONGEST MEASURED HOMER DISTANCE | | | HIGHEST BATTED BALL EXIT VELOCITY | | | HIGHEST PITCH VELOCITY | | | HIGHEST PITCH SPIN RATE | | |
|---------------------------------|--|--------------|-----------------------------------|---------------------------------------|--------------|------------------------|------------------------------------|--------------|-------------------------|--|--------------|
| Player | Distance (Pitcher) | Date | Player | Exit Velo (Batted Ball Type) | Date | Player | Pitch Velo (Pitch Result) | Date | Player | Spin Rate (Pitch Type) | Date |
| Tyler Gentry | 471 (2-Run off Connor Thomas) | 5/30 vs. MEM | CJ Alexander | 115.3 (Double vs. Reese Olson) | 4/7 vs. TOL | Will Klein | 100.7 (Richie Martin, Foul Ball) | 6/21 @ ROC | Josh Dye | 3,329 (81.2MPH Changeup vs. Joe Hudson) | 4/21 vs. GWN |
| Dairon Blanco | 445 (Solo off Simeon Woods Richardson) | 5/23 @ STP | Drew Waters | 111.8 (Double vs. Sam Clay) | 5/19 vs. TOL | Will Klein | 100.3 (Jake Slaughter, Strikeout) | 7/3 vs. IOW | Jon Heasley | 3,090 (93.8MPH 45-Fastball vs. Abraham Toro) | 4/30 @ NAS |
| Brewer Hicklen | 443 (3-Run off Miguel Diaz) | 5/18 vs. TOL | Brewer Hicklen | 111.7 (Single vs. Kent Emanuel) | 6/9 @ IND | Will Klein | 100.2 (Richie Martin, Foul Ball) | 6/21 @ ROC | Josh Staumont | 3,058 (81.0MPH Curveball vs. Miguel Andujar) | 3/31 @ IND |
| Nick Loftin | 433 (3-Run off Brent Headrick) | 5/24 @ STP | CJ Alexander | 110.6 (Lineout vs. Cody Bolton) | 6/10 @ IND | Will Klein | 100.2 (Zack Collins, Strikeout) | 6/14 vs. COL | Jonah Dipoto | 3,028 (82.2MPH Slider vs. Vaughn Grissom) | 7/4 @ GWN |
| Tyler Gentry | 431 (3-Run off Hunter Stratton) | 6/10 @ IND | Brewer Hicklen | 110.4 (Double vs. Robert Gasser) | 4/30 @ NAS | Will Klein | 99.9 (Matt Mervis, Strikeout) | 7/3 vs. IOW | Jonah Dipoto | 3,010 (80.5MPH Curveball vs. Kramer Robertson) | 5/31 vs. MEM |
| Freddy Fermin | 428 (2-Run off Ashton Goudeau) | 4/8 vs. TOL | CJ Alexander | 109.9 (Homer vs. Mitch Spence) | 5/14 @ SWB | Will Klein | 99.7 (Alex Call, Single) | 6/25 @ ROC | Jonah Dipoto | 3,008 (80.8MPH Slider vs. Masyn Winn) | 5/31 vs. MEM |
| Brewer Hicklen | 426 (Solo off Ryan Loutos) | 6/1 vs. MEM | Dairon Blanco | 109.6 (Double Play vs. Kervin Castro) | 4/7 vs. TOL | Will Klein | 99.3 (Richie Martin Foul Ball) | 6/25 @ ROC | Jonah Dipoto | 3,004 (81.1MPH Slider vs. Ivan Herrera) | 5/31 vs. MEM |
| Johan Camargo | 426 (Solo off Randy Dobnak) | 5/27 @ STP | Brewer Hicklen | 109.5 (Homer vs. DJ. Snetten) | 5/14 @ SWB | Will Klein | 99.3 (Alex Call, Single) | 6/21 @ ROC | Jonah Dipoto | 3,004 (80.0MPH Curveball vs. Ivan Herrera) | 5/31 vs. MEM |
| Jakson Rietz | 426 (Solo off Andrew Abbott) | 5/7 vs. LOU | Brewer Hicklen | 109.4 Groundout vs. Tyler Chatwood | 6/10 @ IND | Jakson Kowar | 99.3 (Justin Dean, Ball) | 4/18 vs. GWN | Jonah Dipoto | 3,002 (80.8MPH Slider vs. Luken Baker) | 6/2 vs. MEM |
| Nate Eaton | 422 (Solo off Nick Neidert) | 7/2 vs. IOW | Nate Eaton | 109.1 (Single vs. Caleb Simpson) | 6/17 vs. COL | Will Klein | 99.2 (Nelson Velazquez, Strikeout) | 6/29 vs. IOW | Drew Parrish | 3,000 (86.7MPH Sinker vs. Nick Solak) | 4/22 vs. GWN |



THE LAST TIME OMAHA...

THREW A PERFECT GAME.....
THREW A 9-INNING NO-HITTER.....6/20/1988 vs. Columbus (Luis Aquino, 2-0 win)
THREW A 7-INNING NO-HITTER.....7/13/1990 @ Iowa [G1] (Gene Walter, 3-0 win)
THREW A COMBINED NO-HITTER.....4/17/1997 vs. Oklahoma City (Jim Converse and Allen McDill, 2-0 win)

THREW A COMBINED 1-HITTER (9 Innings).....8/26/2019 vs. Nashville (5-0 Win)
Pitchers: Arnaldo Hernandez (8.0 IP), Gabe Speier (1.0 IP)
THREW A COMBINED 1-HITTER (7 Innings).....
THREW A COMBINED 2-HITTER (9 Innings).....6/12/2022 vs. Lehigh Valley (10-0 Win)
Pitchers: Zack Grelenke (5.0 IP), Andrés Núñez (1.0 IP), Marcelo Martínez (2.0 IP) & Brad Peacock (1.0 IP)
THREW A COMBINED 2-HITTER (7 Innings).....
GOT NO-HIT (9 INNINGS).....June 7, 2017 vs. Nashville (4-0 Loss)
Pitchers: Chris Smith, Sean Doolittle, Tucker Healy and Simon Castro,

GOT NO-HIT (LESS THAN 9 INNINGS).....
GOT 1-HIT.....8/15/2021 vs. Iowa (10-0 Loss)
GOT 2-HIT.....5/20/2023 vs. Toledo (4-1 Loss)

THREW A COMBINED 9-INNING SHUTOUT.....5/18/2023 vs. Toledo (9-0 Win)
Pitchers: Austin Cox (5.0 IP), Evan Sisk (1.0 IP), Dylan Coleman (1.0 IP), Collin Snider (1.0 IP), Nick Wittgren (1.0 IP)
THREW SHUTOUTS IN 3 STRAIGHT GAMES.....8/7/2018 vs. Salt Lake and 8/9 and 8/10/2018 @ Round Rock (5-0, 9-0, 2-0)
THREW BACK-TO-BACK SHUTOUTS.....8/9 and 8/10/2018 @ Round Rock (9-0 Win & 2-0 Win)
GOT SHUT OUT (9 INNINGS).....4/26/2023 @ Nashville (5-0 Loss)
GOT SHUT OUT IN BACK-TO-BACK GAMES.....7/23 and 7/24/2022 vs. Iowa (10-0 Loss, 7-0 Loss)
GOT SHUT OUT IN 3 STRAIGHT GAMES.....N/A (Since 2005)
GOT SHUT OUT (LESS THAN 9 INNINGS).....5/28, 2022 @ Louisville [G2] (3-0 Loss)

HAD A 11-GAME WINNING STREAK.....June 6 to June 18, 2023
HAD A 10-GAME WINNING STREAK.....June 5 to June 16, 2012
HAD A 9-GAME WINNING STREAK.....May 22 to June 1, 2021
HAD A 8-GAME WINNING STREAK.....May 23 to May 30, 2010
HAD A 7-GAME WINNING STREAK.....July 21 to July 26, 2015
HAD A 6-GAME WINNING STREAK.....August 25 to August 31, 2021

LOST 10 GAMES IN A ROW.....August 6 to August 16, 2006
LOST 8 GAMES IN A ROW.....June 6 to June 14, 2016
LOST 7 GAMES IN A ROW.....April 20 to April 28, 2019
LOST 6 GAMES IN A ROW.....May 4 to May 9, 2018

STRUCK OUT 19+ OPPOSING HITTERS.....5/6/2021 vs. St. Paul (19)
STRUCK OUT 17+ OPPOSING HITTERS.....5/6/2021 vs. St. Paul (19)
STRUCK OUT 15+ OPPOSING HITTERS.....5/11/2023 @ Scranton/Wilkes-Barre (15)
STRUCK OUT 10+ OPPOSING HITTERS.....6/29/2023 vs. Iowa (14)

SCORED 20+ RUNS IN ONE GAME.....7/4/2022 vs. Toledo (20)
SCORED 15+ RUNS IN ONE GAME.....6/8/2023 @ Indianapolis (15)
SCORED 10+ RUNS IN ONE GAME.....7/3/2023 vs. Iowa, G1 (11)
ALLOWED 20+ RUNS IN ONE GAME.....9/11/2021 @ St. Paul (21)
ALLOWED 15+ RUNS IN ONE GAME.....9/11/2022 vs. Indianapolis (19)
ALLOWED 10+ RUNS IN ONE GAME.....6/1/2023 vs. Memphis (12)

HAD 27+ HITS IN ONE GAME.....7/4/2022 vs. Toledo (27)
HAD 25+ HITS IN ONE GAME.....7/4/2022 vs. Toledo (27)
HAD 20+ HITS IN ONE GAME.....7/4/2022 vs. Toledo (27)
HAD 15+ HITS IN ONE GAME.....7/3/2023 vs. Iowa, G1 (16)
HAD 10+ HITS IN ONE GAME.....7/3/2023 vs. Iowa, G1 (16)
ALLOWED 22+ HITS IN ONE GAME.....8/2/2019 @ Reno (23)
ALLOWED 20+ HITS IN ONE GAME.....8/2/2019 @ Reno (23)
ALLOWED 15+ HITS IN ONE GAME.....5/27/2023 @ St. Paul (16)
ALLOWED 10+ HITS IN ONE GAME.....7/2/2023 vs. Iowa, G2 (10)

WALKED 14+ TIMES IN ONE GAME.....4/14/2022 vs. Louisville (14)
WALKED 10+ TIMES IN ONE GAME.....6/10/2023 @ Indianapolis (10)
WALKED 8+ TIMES IN ONE GAME.....6/17/2023 vs. Columbus (9)
ALLOWED 13+ WALKS IN ONE GAME.....5/8/2007 vs. Sacramento (13)
ALLOWED 10+ WALKS IN ONE GAME.....6/28/2023 vs. Iowa (12)
ALLOWED 8+ WALKS IN ONE GAME.....6/28/2023 vs. Iowa (12)

HIT 9+ HOME RUNS IN A GAME.....7/3/2022 vs. Toledo (9)
HIT 7+ HOME RUNS IN A GAME.....7/3/2022 vs. Toledo (9)
HIT 5+ HOME RUNS IN A GAME.....7/3/2022 vs. Toledo (9)
HIT 3+ HOME RUNS IN A GAME.....6/29/2023 vs. Iowa (3)
ALLOWED 7+ HOME RUNS IN A GAME.....9/5/2021 vs. Toledo (7)
ALLOWED 5+ HOME RUNS IN A GAME.....5/31/2023 vs. Memphis (6)
ALLOWED 3+ HOME RUNS IN A GAME.....6/22/2023 @ Rochester (3)

HAD 2 PLAYERS HIT 2 HOME RUNS IN A GAME.....Nate Eaton & Roman Quinn, 7/4/2022 vs. Toledo (20-6 win)
HIT BACK-TO-BACK HOME RUNS.....4/5/2023 vs. Toledo, 6th Inning (7-6 loss)
Tyler Gentry (3-run) & Logan Porter (solo)
HIT 3 STRAIGHT HOME RUNS.....5/21/2021 @ Iowa, 9th Inning (9-8 loss)
Anderson Miller (2-run), Sebastian Rivero (solo), Gabriel Cancel (solo)

SCORED 10+ RUNS IN AN INNING.....10 Runs, 5th Inning - 6/8/2023 @ Indianapolis (15-7 win)
SCORED 7+ RUNS IN AN INNING.....7 Runs, 4th Inning - 6/17/2023 vs. Columbus (13-4 win)
SCORED 5+ RUNS IN AN INNING.....6 Runs, 3rd Inning - 7/3/2023 vs. Iowa, G1 (11-1 win)
SCORED 5+ RUNS IN AN EXTRA INNING.....6 Runs, 11th Inning - 8/3/2021 @ Columbus (11-7 win)
ALLOWED 10+ RUNS IN AN INNING.....10 Runs, 6th Inning - 7/16/2012 vs. Oklahoma City (16-6 loss)
ALLOWED 7+ RUNS IN AN INNING.....7 Runs, 4th Inning - 6/2/2023 vs. Memphis (10-9 win)
ALLOWED 5+ RUNS IN AN INNING.....5 Runs, 5th Inning - 7/2/2023 vs. Iowa, G2 (6-2 loss)
ALLOWED 5+ RUNS IN AN EXTRA INNING.....6 Runs, 12th Inning - 7/7/2017 vs. Colorado Springs (8-4 loss)

WON A GAME BY 15+ RUNS.....14 Runs - 7/4/2023 vs. Toledo (20-6 win)
WON A GAME BY 10+ RUNS.....10 Runs - 7/3/2023 vs. Iowa, G1 (11-1 win)
LOST A GAME BY 15+ RUNS.....16 Runs - 9/11/2022 vs. Indianapolis, (19-3 loss)
LOST A GAME BY 10+ RUNS.....14 Runs - 5/27/2023 @ St. Paul (14-1 loss)

SCORED 12+ RUNS IN CONSECUTIVE GAMES.....9/25/2021 and 9/26/2021 vs. Indianapolis (12-3 Win & 17-12 loss)
SCORED 10+ RUNS IN CONSECUTIVE GAMES.....6/26/2022 vs. Columbus & 6/28/2022 @ St. Paul (17-4 Win, 11-2 win)
SCORED JUST ONE RUN WITHOUT AN RBI.....5/4/2019 vs. Iowa (6-1 loss)
SCORED MULTIPLE RUNS WITHOUT AN RBI.....4/30/2018 @ Iowa (10-3 loss)
SCORED MORE RUNS THAT RECORDED HITS.....6/14/2023 vs. Columbus (6-1 win, 6 runs on 5 hits)

TURNED 6 DOUBLE PLAYS IN ONE GAME.....8/25/08 vs. New Orleans
TURNED 5 DOUBLE PLAYS IN ONE GAME.....4/1/2023 @ Indianapolis
TURNED 4 DOUBLE PLAYS IN ONE GAME.....5/9/2023 @ Scranton/Wilkes-Barre
TURNED 3+ DOUBLE PLAYS IN ONE GAME.....6/16/2023 vs. Columbus (3)
TURNED A TRIPLE PLAY.....5/13/1992 @ Denver, 1st Inning (3-2 win)

HIT INTO A TRIPLE PLAY.....5-4-3 (Fielders: Sean Berry to Stu Cole to Jeff Conine | Batter: Jim Tatum)
.....4/17/2015 vs. New Orleans, Cheslor Cuthbert, 1st Inning (5-3 loss)
.....5-3-4-6-5-3 (Fielders: Derek Dietrich to Justin Bour to Scott Sizemore to Miguel Rojas to Dietrich to Bour)

COMMITTED 6 ERRORS.....5/10/2012 @ Sacramento
COMMITTED 5 ERRORS.....4/16/2006 @ Memphis
COMMITTED 4 ERRORS.....6/29/2022 @ St. Paul
COMMITTED 3+ ERRORS.....5/27/2023 @ St. Paul (3)

EVERY STORM CHASER IN THE STARTING LINEUP HAD A HIT.....6/29/2023 vs. Iowa
EVERY STORM CHASER IN THE STARTING LINEUP SCORED A RUN.....6/17/2023 vs. Columbus
EVERY STORM CHASER IN THE STARTING LINEUP HAD A HIT AND SCORED A RUN.....
LINEUP BATTED AROUND TWICE IN ONE GAME.....3rd and 4th Innings - 6/17/2023 vs. Columbus

WON ON THE LAST AT-BAT OF THE GAME (WALK-OFF WIN).....6/2/2023 vs. Memphis (10-9 Win, 10 innings)
LOST ON THE LAST AT-BAT OF THE GAME (WALK-OFF LOSS).....6/24/2023 @ Rochester (3-2 Loss, 9 innings)
PLAYED BACK-TO-BACK EXTRA-INNING GAMES.....7/2 and 7/3/2019 @ Round Rock (7-6 Loss & 9-8 Loss, both 10 innings)

WON BOTH GAMES OF A DOUBLEHEADER.....8/22/2022 vs. Scranton/Wilkes-Barre (9-4 Win & 12-10 Win)
PITCHED SHUTOUTS IN BOTH GAMES OF A DOUBLEHEADER.....N/A (Since 2005)
LOST BOTH GAMES OF A DOUBLEHEADER.....8/29/2018 vs. Colorado Springs (3-2 Loss & 7-0 Loss)
SHUT OUT IN BOTH GAMES OF A DOUBLEHEADER.....6/2/2013 vs. Memphis (7-0 Loss, 5-0 Loss)

OPPOSING HITTER HAD A 3-HOMER GAME.....Christian Encarnacion-Strand, 5/4/2023 vs. Louisville
OPPOSING HITTER HIT FOR THE A CYCLE.....Matt McClain, 5/4/2023 vs. Louisville

THE LAST TIME AN OMAHA HITTER...

HAD 6 HITS IN ONE GAME.....Matt Diaz, 7/27/2005 @ Portland
HAD 5 HITS IN ONE GAME.....Dairon Blanco, 9/15/2022 @ Columbus
HAD 4 HITS IN ONE GAME.....John Rave, 6/18/2023 vs. Columbus
HAD 3 HITS IN ONE GAME.....Hechavarria, Dungan & Castellano, 7/2/2023 vs. Iowa, G1

HIT 3 HOME RUNS IN ONE GAME.....Ryan McBroome, 6/13/2021 @ St. Paul
HIT 2 HOME RUNS IN ONE GAME.....Nate Eaton, 6/17/2023 vs. Columbus
HIT 2 TRIPLES IN ONE GAME.....Angel Franco, 5/6/2016 @ Iowa
HAD 4 DOUBLES IN ONE GAME.....Jordan Parraz, 5/18/2010 @ Las Vegas
HIT 3 DOUBLES IN ONE GAME.....Dairon Blanco, 9/15/2022 @ Columbus
HIT 2 DOUBLES IN ONE GAME.....Adeiny Hechavarria, 7/2/2023 vs. Iowa [G1]
HIT 2 SACRIFICE FLIES IN ONE GAME.....Samad Taylor, 4/30/2023 @ Nashville

HIT A GRAND SLAM.....Adeiny Hechavarria, 6/22/2023 @ Rochester
HIT AN INSIDE-THE PARK HOME RUN.....John Rave, 6/18/2023 vs. Columbus
LED OFF A HOME GAME WITH A HOME RUN.....Nate Eaton, 6/17/2023 vs. Columbus
LED OFF A ROAD GAME WITH A HOME RUN.....Drew Waters, 8/16/2022 @ Louisville
HIT A PINCH-HIT HOME RUN.....Elier Hernández, 5/22/2019 vs. Iowa
HIT A WALK-OFF HOME RUN.....Nate Eaton, 5/31/2022 vs. Indianapolis
HIT A WALK-OFF GRAND SLAM.....Jimmy Goveas, 5/7/2022 vs. Columbus
HIT A WALK-OFF PINCH-HIT HOME RUN.....Chad Santos, 8/23/2005 vs. New Orleans
HIT FOR THE CYCLE.....Jimmy Paredes, 5/12/2014 vs. New Orleans

HAD 11 RBI IN ONE GAME.....Mike Moustakas, 8/30/2010 vs. Round Rock
HAD 9 RBI IN ONE GAME.....Brett Eibner, 4/9/2014 vs. Memphis
HAD 8 RBI IN ONE GAME.....Jimmy Paredes, 5/12/2014 vs. New Orleans
HAD 7 RBI IN ONE GAME.....Brett Hayes, 4/14/2013 vs. Nashville
HAD 6 RBI IN ONE GAME.....Freddie Fermin, 4/8/2023 vs. Toledo
HAD 5 RBI IN ONE GAME.....Tyler Gentry, 6/8/2023 @ Indianapolis
HAD 4 RBI IN ONE GAME.....Adeiny Hechavarria, 6/22/2023 @ Rochester

SCORED 5 RUNS IN ONE GAME.....Brett Eibner, 5/12/2014 vs. New Orleans
SCORED 4 RUNS IN ONE GAME.....Maikel Garcia, 9/15/2022 @ Columbus
SCORED 3 RUNS IN ONE GAME.....Brewer Hicklen, 6/30/2023 vs. Iowa

WALKED 4 TIMES IN ONE GAME.....MJ Melendez, 8/22/2022 vs. Columbus
WALKED 3 TIMES IN ONE GAME.....Clay Dungan, 6/20/2023 @ Rochester

STOLE 4 BASES IN ONE GAME.....Dairon Blanco, 5/25/2023 @ St. Paul
STOLE 3 BASES IN ONE GAME.....Dairon Blanco, 6/10/2023 @ Indianapolis
STOLE 2 BASES IN ONE GAME.....Samad Taylor, 6/14/2023 vs. Columbus

STRUCK OUT 5 TIMES IN ONE GAME.....Drew Waters, 8/10/2022 @ Toledo
STRUCK OUT 4 TIMES IN ONE GAME.....Jermaine Palacios, 6/22/2023 @ Rochester
STRUCK OUT 3 TIMES IN ONE GAME.....Jermaine Palacios, 7/4/2023 @ Gwinnett

REACHED BASE 6 TIMES IN ONE GAME.....Nicky Lopez, 7/27/2018 @ Fresno
REACHED BASE 5 TIMES IN ONE GAME.....Samad Taylor, 6/10/2023 @ Indianapolis
REACHED BASE 4 TIMES IN ONE GAME.....John Rave, 7/2/2023 vs. Iowa [G1]

REACHED BASE IN EVERY TRIP TO THE PLATE (6 PA).....Brett Eibner, 4/9/2014 vs. Memphis
REACHED BASE IN EVERY TRIP TO THE PLATE (5 PA).....Dairon Blanco, 5/25/2023 @ St. Paul
REACHED BASE IN EVERY TRIP TO THE PLATE (4 PA).....John Rave, 7/2/2023 vs. Iowa [G1]
REACHED BASE IN EVERY TRIP TO THE PLATE (3 PA).....Angelo Castellano, 7/2/2023 vs. Iowa [G1]

HAD 2 HOME RUNS IN THE SAME INNING.....Brett Eibner: 5th Inning, 5/12/2015 vs. Memphis
HAD 2 DOUBLES IN THE SAME INNING.....Clay Dungan: 6th Inning, 6/26/2022 vs. Columbus
HAD 2 HITS IN THE SAME INNING.....Angelo Castellano: 3rd Inning, 7/2/2023 vs. Iowa [G1]
HAD 2 WALKS IN THE SAME INNING.....Samad Taylor: 5th Inning, 6/8/2023 @ Indianapolis
REACHED 2 TIMES IN THE SAME INNING.....Angelo Castellano: 3rd Inning, 7/2/2023 vs. Iowa [G1]
SCORED 2 RUNS IN THE SAME INNING.....Dairon Blanco & Samad Taylor: 5th Inning, 6/8/2023 @ Indianapolis

HIT HOME RUNS IN 6 STRAIGHT GAMES.....Steve Sisco, June 13 to June 21, 1998
HIT HOME RUNS IN 5 STRAIGHT GAMES.....Cory Aldridge, July 27 to August 8, 2009
HIT HOME RUNS IN 4 STRAIGHT GAMES.....Nick Pratto, August 19 to August 22, 2021
HIT HOME RUNS IN 3 STRAIGHT GAMES.....Brent Rooker, September 23 to September 26, 2022
HIT HOME RUNS IN BACK-TO-BACK GAMES.....CJ Alexander, June 7 and 8, 2023
HIT HOME RUNS IN BOTH GAMES OF A DOUBLEHEADER.....Nick Pratto, 4/7/2022 @ Indianapolis
HIT HOME RUNS FROM BOTH SIDES OF THE PLATE, GAME.....Tim Raines Jr., 8/20/2009 @ Tacoma
HIT HOME RUN IN FIRST OMAHA AT-BAT.....Jakson Reetz, 8/28/2022 vs. Scranton/WB [G1]

HAD 2+ HITS IN 7 STRAIGHT GAMES.....Johnny Giavotella, August 3 to August 14, 2014
HAD 2+ HITS IN 6 STRAIGHT GAMES.....Dairon Blanco, September 10 to September 17, 2022
HAD 2+ HITS IN 5 STRAIGHT GAMES.....MJ Melendez, September 25 to October 2, 2021

HAD A 20+ GAME HITTING STREAK.....Frank Schwindel, 20 Games: July 22 to August 13, 2018
HAD A 18+ GAME HITTING STREAK.....Frank Schwindel, 20 Games: July 22 to August 13, 2018
HAD A 16+ GAME HITTING STREAK.....Frank Schwindel, 20 Games: July 22 to August 13, 2018
HAD A 14+ GAME HITTING STREAK.....Dairon Blanco, 15 Games: May 15 to July 10, 2022
HAD A 12+ GAME HITTING STREAK.....Nick Loftin, 12 Games: May 16 to May 30, 2023

HAD A 40+ GAME REACHED BASE STREAK.....Shane Costa, 46 Games: April 14 to August 8, 2007
HAD A 35 to 39 GAME REACHED BASE STREAK.....Alex Gordon, 39 Games: May 9 to June 19, 2010
HAD A 30 to 34 GAME REACHED BASE STREAK.....Freddie Fermin, 33 Games: August 3 to September 15, 2022
HAD A 25 to 29 GAME REACHED BASE STREAK.....Logan Porter, 29 Games: May 25 to July 3, 2023
HAD A 20 to 24 GAME REACHED BASE STREAK.....Dairon Blanco, 21 Games: May 13 to June 10, 2023

THE LAST TIME AN OMAHA PITCHER...

THREW A 1-HITTER (9 Innings).....Luis Mendoza, 7/18/2011 @ Memphis
THREW A 1-HITTER (7 Innings).....Jeff Suppan, 6/21/2011 @ Nashville
THREW A 2-HITTER (9 Innings).....Arnaldo Hernandez, 7/21/2018 vs. Round Rock [G1]
THREW A 2-HITTER (7 Innings).....

THREW A 9-INNING COMPLETE GAME SHUTOUT.....Luis Mendoza, 7/18/2011 @ Memphis
THREW A 7-INNING COMPLETE GAME SHUTOUT.....Jake Kalish, 7/2/2018 vs. Nashville [G1]
THREW A 5-INNING COMPLETE GAME SHUTOUT.....Anthony Lerew, 8/31/2010 vs. Round Rock

THREW A 9-INNING COMPLETE GAME.....Arnaldo Hernandez, 8/15/2018 vs. Oklahoma City
THREW AN 8-INNING COMPLETE GAME.....John Lannan, 6/16/2016 @ Oklahoma City
THREW A 7-INNING COMPLETE GAME.....Austin Cox, 8/28/2022 vs. Scranton/WB [G1]
THREW A 6-INNING COMPLETE GAME.....Matt Wright, 8/8/2008 @ Nashville [G2]
THREW A 5-INNING COMPLETE GAME.....Trevor Oaks, 6/6/2018 vs. Salt Lake

STRUCK OUT 12 IN A GAME.....Jakob Junis, 5/26/2017 @ Nashville
STRUCK OUT 11 IN A GAME.....John Lamb, 7/9/2014 vs. Iowa
STRUCK OUT 10 IN A GAME.....Jackson Kowar, 7/3/2021 @ St. Paul

WALKED 7 IN A GAME.....Josh Staumont, 5/24/2017 @ Nashville
WALKED 6 IN A GAME.....Drew Waters, 6/22/2022 vs. Columbus
WALKED 5 IN A GAME.....Jonathan Heasley, 6/18/2023 vs. Columbus

ALLOWED 6 HOME RUNS IN A GAME.....Matt Wright, 8/18/2007 vs. Albuquerque
ALLOWED 5 HOME RUNS IN A GAME.....Austin Cox, 5/31/2023 vs. Memphis
ALLOWED 4 HOME RUNS IN A GAME.....Jake Kalish, 9/24/2021 vs. Indianapolis
ALLOWED 3 HOME RUNS IN A GAME.....Jonathan Bowlan, 6/22/2023 @ Rochester
ALLOWED 2 HOME RUNS IN A GAME.....Max Castillo, 6/30/2023 vs. Iowa

THREW 120+ PITCHES IN A GAME.....Brett Tomko, 5/8/2014 @ Round Rock (127)
THREW 115+ PITCHES IN A GAME.....Luke Farrell, 6/8/2017 vs. Nashville (116)
THREW 110+ PITCHES IN A GAME.....Christian Binford, 9/3/2017 vs. Iowa (110)
THREW 100+ PITCHES IN A GAME.....Max Castillo, 6/3/2023 vs. Memphis (100)
THREW 95+ PITCHES IN A GAME.....Alec Marsh, 6/25/2023 @ Rochester (97)
THREW 90+ PITCHES IN A GAME.....Jonathan Bowlan, 7/2/2023 vs. Iowa, G1 (94)

THREW A QUALITY START.....Max Castillo, 6/30/2023 vs. Iowa
WON HIS OMAHA DEBUT.....Jonathan Bowlan, 6/22/2023 @ Rochester
THREW A AN IMMACULATE INNING.....Anthony Swarzak, 6/3/2021 vs. Iowa



AFTER-INNING RECORDS

LEADING TRAILING TIED

| | | | |
|-----------------|---------|---------|---------|
| AFTER 1 INNING | 15 - 8 | 10 - 11 | 15 - 20 |
| AFTER 2 INNINGS | 25 - 9 | 11 - 16 | 4 - 14 |
| AFTER 3 INNINGS | 25 - 10 | 7 - 20 | 8 - 9 |
| AFTER 4 INNINGS | 29 - 12 | 7 - 22 | 4 - 5 |
| AFTER 5 INNINGS | 30 - 11 | 7 - 25 | 3 - 4 |
| AFTER 6 INNINGS | 31 - 10 | 6 - 28 | 3 - 1 |
| AFTER 7 INNINGS | 32 - 7 | 5 - 28 | 2 - 3 |
| AFTER 8 INNINGS | 34 - 2 | 2 - 31 | 3 - 4 |

STORM CHASERS BIG INNINGS

DATE INNING RUNS

| | | |
|--------------------------|------------|----|
| 1. June 8 @ Indianapolis | Top 5th | 10 |
| 2. June 17 vs. Columbus | Bottom 4th | 7 |
| May 17 vs. Toledo | Bottom 1st | 7 |
| April 2 @ Indianapolis | Top 8th | 7 |
| 5. July 2 vs. Iowa [G1] | Bottom 3rd | 6 |
| June 2 vs. Memphis | Bottom 5th | 6 |
| May 18 vs Toledo | Bottom 8th | 6 |
| April 8 vs. Toledo | Bottom 3rd | 6 |

SCORE BY INNINGS

| | 1 | 2 | 3 | 4 | 5 | 6 | 7 | 8 | 9 | 10 | 11+ | TOTAL |
|-------------------|----------|-----------|-----------|-----------|-----------|------------|-----------|------------|----------|----------|----------|----------|
| Omaha | 55 | 43 | 56 | 51 | 67 | 45 | 44 | 48 | 41 | 1 | 1 | 452 |
| Opponents | 49 | 49 | 42 | 40 | 48 | 73 | 47 | 58 | 36 | 1 | 0 | 443 |
| Difference | 6 | -6 | 14 | 11 | 19 | -28 | -3 | -10 | 5 | 0 | 1 | 9 |

| SCORE BY INNINGS v. GWINNETT | 1 | 2 | 3 | 4 | 5 | 6 | 7 | 8 | 9 | 10 | 11+ | TOTAL |
|--------------------------------|-----------|----------|----------|-----------|-----------|-----------|-----------|-----------|-----------|----------|----------|------------|
| Omaha | 2 | 3 | 3 | 3 | 2 | 0 | 1 | 2 | 1 | 0 | 0 | 17 |
| Gwinnett | 5 | 2 | 1 | 6 | 3 | 5 | 4 | 5 | 6 | 0 | 0 | 37 |
| vs. Gwinnett Difference | -3 | 1 | 2 | -3 | -1 | -5 | -3 | -3 | -5 | 0 | 0 | -20 |

MULTI-RUN INNINGS

| | 2 | 3 | 4 | 5 | 6 | 7 | 8 | 9 | 10+ | TOTAL |
|---------------|----|----|----|---|---|---|---|---|-----|-------|
| Storm Chasers | 59 | 28 | 16 | 2 | 4 | 3 | - | - | 1 | 113 |
| Opponents | 61 | 26 | 10 | 5 | 4 | 2 | 1 | 1 | - | 110 |

RECORD BY RUNS SCORED/ALLOWED

| RUNS | 0 | 1 | 2 | 3 | 4 | 5 | 6 | 7 | 8 | 9 | 10 | 11 | 12 | 13+ |
|---------|-------|-------|--------|-------|-------|-------|-------|-------|-------|-------|-------|-------|-------|-------|
| SCORED | 0 - 1 | 0 - 5 | 1 - 10 | 1 - 6 | 5 - 4 | 1 - 5 | 8 - 7 | 3 - 0 | 5 - 0 | 5 - 0 | 3 - 1 | 3 - 0 | 1 - 0 | 4 - 0 |
| ALLOWED | 1 - 0 | 5 - 0 | 6 - 0 | 6 - 2 | 5 - 6 | 2 - 3 | 4 - 6 | 1 - 4 | 3 - 5 | 2 - 6 | 0 - 2 | 0 - 0 | 0 - 2 | 0 - 3 |

RECORD BY MARGIN OF VICTORY/DEFEAT

| 1 Run | 2 Runs | 3 Runs | 4 Runs | 5 Runs | 6 Runs | 7 Runs | 8 Runs | 9 Runs | 10+ Runs |
|--------|--------|--------|--------|--------|--------|--------|--------|--------|----------|
| 6 - 11 | 9 - 5 | 3 - 6 | 9 - 4 | 6 - 3 | 0 - 4 | 0 - 3 | 3 - 0 | 2 - 0 | 2 - 3 |

2023 STORM CHASERS MONTH BY MONTH

HITTING

| MONTH | AVG | G | AB | R | H | TB | 2B | 3B | HR | RBI | BB | IBB | SO | SB | CS | OBP | SLG | OPS | SAC | SF | HBP | GIDP | LOB |
|-----------|------|----|------|-----|-----|------|-----|----|----|-----|-----|-----|-----|-----|----|------|------|------|-----|----|-----|------|-----|
| MARCH | .300 | 1 | 40 | 8 | 12 | 16 | 2 | 1 | 0 | 8 | 9 | 0 | 12 | 5 | 0 | .429 | .400 | .829 | 0 | 0 | 0 | 0 | 14 |
| APRIL | .250 | 24 | 799 | 124 | 200 | 352 | 49 | 2 | 33 | 118 | 99 | 0 | 204 | 38 | 8 | .337 | .441 | .778 | 1 | 11 | 11 | 24 | 156 |
| MAY | .269 | 26 | 885 | 148 | 238 | 386 | 53 | 7 | 27 | 131 | 120 | 0 | 218 | 58 | 13 | .366 | .436 | .802 | 1 | 6 | 19 | 28 | 198 |
| JUNE | .281 | 24 | 804 | 152 | 226 | 362 | 55 | 3 | 25 | 142 | 125 | 2 | 216 | 45 | 7 | .380 | .450 | .830 | 7 | 15 | 13 | 20 | 184 |
| JULY | .254 | 4 | 118 | 20 | 30 | 51 | 9 | 0 | 4 | 18 | 11 | 0 | 34 | 3 | 2 | .323 | .432 | .755 | 0 | 0 | 1 | 2 | 17 |
| AUGUST | | | | | | | | | | | | | | | | | | | | | | | |
| SEPTEMBER | | | | | | | | | | | | | | | | | | | | | | | |
| TOTAL | .267 | 79 | 2646 | 452 | 706 | 1167 | 168 | 13 | 89 | 417 | 364 | 2 | 684 | 149 | 30 | .361 | .441 | .802 | 9 | 32 | 44 | 74 | 569 |

PITCHING

| MONTH | W | L | ERA | G | GS | CG | SHO | GF | HLD | SV | SVO | IP | H | R | ER | HR | HB | BB | SO | WP | BK | WHIP | AVG |
|-----------|----|----|------|----|----|----|-----|----|-----|----|-----|-------|-----|-----|-----|-----|----|-----|-----|----|----|------|------|
| MARCH | 1 | 0 | 6.00 | 1 | 1 | 0 | 0 | 1 | 0 | 1 | 1 | 9.0 | 11 | 6 | 6 | 1 | 1 | 2 | 7 | 0 | 1 | 1.44 | .297 |
| APRIL | 9 | 15 | 5.65 | 24 | 24 | 0 | 0 | 24 | 11 | 3 | 7 | 212.0 | 238 | 149 | 133 | 30 | 17 | 104 | 198 | 16 | 2 | 1.61 | .284 |
| MAY | 12 | 14 | 5.61 | 26 | 26 | 0 | 1 | 26 | 17 | 6 | 12 | 229.1 | 247 | 162 | 143 | 46 | 15 | 126 | 235 | 13 | 1 | 1.63 | .278 |
| JUNE | 17 | 7 | 4.35 | 24 | 24 | 0 | 0 | 24 | 17 | 6 | 11 | 215.1 | 187 | 109 | 104 | 26 | 7 | 127 | 219 | 13 | 1 | 1.46 | .232 |
| JULY | 1 | 3 | 4.65 | 4 | 4 | 0 | 0 | 4 | 0 | 0 | 1 | 31.0 | 27 | 17 | 16 | 5 | 2 | 15 | 37 | 0 | 0 | 1.35 | .237 |
| AUGUST | | | | | | | | | | | | | | | | | | | | | | | |
| SEPTEMBER | | | | | | | | | | | | | | | | | | | | | | | |
| TOTAL | 40 | 39 | 5.19 | 79 | 79 | 0 | 1 | 79 | 45 | 16 | 32 | 696.2 | 710 | 443 | 402 | 108 | 42 | 374 | 696 | 42 | 5 | 1.56 | .264 |

2023 WALK-OFF TRACKER (1 FOR, 6 AGAINST)

| GAME # | DATE | OPPONENT | FINAL (INN.) | PLAYER | WINNING RUN | PITCHER | HOW | OUTS | COUNT |
|--------|----------|---------------|--------------|--------------------|------------------|-----------------------|--|------|-------|
| 23 | April 28 | @ Nashville | L, 4-3 (9) | Brian Navarreto | Skye Bolt | Josh Dye | Throwing error by 3B Maikel Garcia | 2 | 1-0 |
| 24 | April 29 | @ Nashville | L, 6-5 (10) | Keston Hiura | Eddy Alvarez | Evan Sisk | Infield single to SS Angelo Castellano | 1 | 2-1 |
| 33 | May 10 | @ Scranton/WB | L, 4-3 (9) | Michael Hermosillo | Dylan Coleman | Michael Hermosillo | Solo home run to LF | 0 | 2-1 |
| 36 | May 13 | @ Scranton/WB | L, 8-6 (9) | Ben Rortvedt | Estevan Florial | Brooks Kriske | 3-run home run to RCF | 1 | 2-2 |
| 45 | May 24 | @ St. Paul | L, 6-5 (9) | Jose Miranda | Andrew Stevenson | Brooks Kriske | RBI single to LF | 0 | 1-1 |
| 53 | June 2 | vs. Memphis | W, 10-9 (10) | Dairon Blanco | Brewer Hicklen | Jake Walsh | Sacrifice fly to RF | 1 | 2-2 |
| 71 | June 24 | @ Rochester | L, 3-2 (9) | Richie Martin | Richie Martin | Christian Chamberlain | Wild Pitch | 1 | 1-0 |

Bold Indicates Omaha Walk-Off Win

2023 STORM CHASERS EJECTIONS (5)

| DATE | INNING | WHO (POSITION) / # IN 2023 | WHY | UMPIRE (POSITION) |
|--------------------------|--------|--|-----------------------|--------------------------------|
| 1. April 21 vs. Gwinnett | ▼ 6 | Mike Jirschele (Manager) / 1st | Balls/Strikes | Takahito Matsuda (Home Plate) |
| 2. April 21 vs. Gwinnett | ▲ 7 | Dane Johnson (Pitching Coach) / 1st | Balk | Takahito Matsuda (Home Plate) |
| 3. April 21 vs. Gwinnett | ▼ 8 | CJ Alexander (Designated Hitter) / 1st | Balls/Strikes | Takahito Matsuda (Home Plate) |
| 4. May 11 @ Scranton/WB | ▼ 9 | Mike Jirschele (Manager) / 2nd | Hit By Pitch | Robert Nunez (Home Plate) |
| 5. June 20 @ Rochester | ▼ 6 | Mike Jirschele (Manager) / 3rd | Fair/Foul on Home Run | Steven Jaschinski (Home Plate) |

HOME RUN BREAKDOWN

| | | | | | | OUTS | | | RUNNERS ON | | | | TIED GO | | DIRECTION | | | | | BESTS | | LAST HOME RUN | | | | | |
|-----------------------|------------|------|------|-----|-----|------|----|----|------------|----|----|---|---------|-------|-----------|-----|----|-----|----|-------|-------|---------------|----------------|--------------------|-------|------|----------|
| PLAYER | 2023 TOTAL | HOME | ROAD | RHP | LHP | 0 | 1 | 2 | 0 | 1 | 2 | 3 | GAME | AHEAD | LF | LCF | CF | RCF | RF | FT | MPH | DATE | OPPONENT | PITCHER | KIND | INN | PA SINCE |
| CJ Alexander | 10 | 4 | 6 | 10 | - | 6 | 2 | 2 | 7 | 2 | 1 | - | 2 | 3 | 1 | - | 2 | 4 | 3 | 422 | 109.9 | 6/8 | @ Indianapolis | E. Villalobos | 2-Run | ▲ 7 | 6 |
| Nick Loftin | 9 | 4 | 5 | 5 | 4 | 5 | 2 | 2 | 5 | 1 | 3 | - | 2 | 2 | 6 | 1 | 2 | - | - | 433 | 105.6 | 5/30 | vs. Memphis | J. Woodford | 2-Run | ▼ 1 | 3 |
| 28 Tyler Gentry | 7 | 4 | 3 | 4 | 3 | 2 | 1 | 4 | 2 | 3 | 2 | - | - | 3 | 4 | 2 | 1 | - | - | 471 | 106.5 | 7/3 | vs. Iowa | B. Brown | Solo | ▼ 4 | 5 |
| 14 Logan Porter | 7 | 5 | 2 | 3 | 4 | 5 | 2 | - | 6 | 1 | - | - | - | - | 6 | - | - | 1 | - | 417 | 106.6 | 5/17 | vs. Toledo | Z. Logue | 2-Run | ▼ 1 | 153 |
| 17 Angelo Castellano | 6 | 6 | - | 5 | 1 | 1 | 2 | 3 | 2 | 4 | - | - | 1 | 2 | 5 | 1 | - | - | - | 401 | 102.8 | 7/2 | vs. Iowa | R. Wick | Solo | ▼ 5 | 6 |
| 0 Samad Taylor | 6 | 3 | 3 | 2 | 4 | 3 | 1 | 2 | 3 | 2 | 1 | - | - | 2 | 1 | 1 | 2 | 2 | - | 422 | 104.5 | 6/14 | vs. Columbus | G. Williams | Solo | ▼ 7 | 7 |
| 24 Nate Eaton | 5 | 4 | 1 | 4 | 1 | 2 | 1 | 2 | 5 | - | - | - | - | 3 | 3 | - | 2 | - | - | 422 | 103.8 | 7/2 | vs. Iowa | N. Neidert | Solo | ▼ 4 | 5 |
| 18 Brewer Hicklen | 5 | 3 | 2 | 3 | 2 | 3 | 1 | 1 | 2 | 2 | 1 | - | - | 2 | 2 | 1 | 1 | 1 | - | 443 | 109.5 | 6/13 | vs. Columbus | M. Kelly | 2-Run | ▼ 8 | 63 |
| Freddy Fermin | 5 | 2 | 3 | 3 | 2 | 1 | 2 | 2 | 1 | 2 | 1 | 1 | - | - | 2 | - | 2 | 1 | - | 428 | 105.9 | 4/30 | @ Nashville | R. Gasser | Solo | ▲ 5 | 2 |
| Johan Camargo | 4 | 2 | 2 | 4 | - | 2 | 1 | 1 | 3 | 1 | - | - | - | 3 | 1 | - | 1 | 2 | - | 426 | 107.6 | 6/14 | vs. Columbus | G. Williams | Solo | ▼ 4 | 2 |
| Jakson Reetz | 4 | 3 | 1 | 1 | 3 | 1 | 2 | 1 | 2 | 1 | - | 1 | - | 2 | 4 | - | - | - | - | 426 | 104.4 | 5/21 | vs. Toledo | B. Bristo | Solo | ▼ 7 | 36 |
| 3 Tucker Bradley | 3 | 2 | 1 | 3 | - | 1 | - | 2 | - | 3 | - | - | - | 1 | - | 1 | - | 1 | 1 | 392 | 100.5 | 7/2 | vs. Iowa | C. Clarke | 2-Run | ▼ 13 | 13 |
| 7 John Rave | 3 | 2 | 1 | - | 3 | - | - | 3 | 2 | - | 1 | - | - | 1 | 1 | 1 | - | 1 | - | 406 | 101.9 | 6/29 | vs. Iowa | B. Little | Solo | ▼ 7 | 21 |
| Dairon Blanco | 3 | - | 3 | 3 | - | 1 | 1 | 1 | 3 | - | - | - | - | 1 | 1 | 1 | 1 | - | - | 455 | 105.2 | 5/23 | @ St. Paul | S.Woods Richardson | Solo | ▲ 4 | 75 |
| 11 Adeiny Hechavarria | 2 | 1 | 1 | 2 | - | - | 1 | 1 | - | 1 | - | 1 | - | 1 | - | 2 | - | - | - | 411 | 100.5 | 6/29 | vs. Iowa | R. Thompson | Solo | ▼ 2 | 16 |
| Kyle Isbel | 2 | 1 | 1 | 2 | - | 1 | 1 | - | 2 | - | - | - | - | 2 | - | - | 1 | - | 1 | 406 | 104.3 | 6/23 | @ Rochester | J. Adon | Solo | ▲ 4 | 11 |
| Drew Waters | 2 | 2 | - | 2 | - | 1 | 1 | - | 1 | 1 | - | - | - | 1 | - | 1 | - | 1 | - | 408 | 108.7 | 5/21 | vs. Toledo | A. Goudeau | 2-Run | ▼ 6 | 12 |
| Nick Pratto | 2 | 2 | - | 1 | 1 | 1 | - | 1 | 1 | 1 | - | - | 1 | 1 | - | - | 1 | - | 1 | 399 | 100.2 | 4/22 | @ Scranton/WB | D. Dodd | 2-Run | ▼ 1 | 19 |
| 22 Jermaine Palacios | 1 | 1 | - | - | 1 | - | - | 1 | - | 1 | - | - | - | 1 | - | 1 | - | - | - | 409 | 101.9 | 6/18 | vs. Columbus | J. Cantillo | 2-Run | ▼ 2 | 36 |
| 6 Clay Dungan | 1 | - | 1 | 1 | - | 1 | - | - | 1 | - | - | - | 1 | - | - | - | - | 1 | - | 388 | 104.0 | 5/9 | @ Scranton/WB | M. Spence | Solo | ▲ 3 | 126 |
| Franmil Reyes | 1 | 1 | - | - | 1 | - | - | 1 | - | 1 | - | - | - | - | - | 1 | - | - | - | 389 | 100.8 | 5/7 | vs. Louisville | A. Abbott | 2-Run | ▼ 5 | 1 |
| Maikel Garcia | 1 | 1 | - | 1 | - | - | 1 | - | 1 | - | - | - | - | 1 | - | - | - | - | 1 | 349 | 94.3 | 4/4 | vs. Toledo | A. Faedo | Solo | ▼ 1 | 94 |
| | 89 | 53 | 36 | 59 | 30 | 37 | 22 | 30 | 49 | 27 | 10 | 3 | 7 | 32 | 37 | 14 | 16 | 15 | 7 | | | | | | | | |

INNING DISTRIBUTION

| 1st Inning | 2nd Inning | 3rd Inning | 4th Inning | 5th Inning | 6th Inning | 7th Inning | 8th Inning | 9th Inning | 10th Inning | 11th Inning |
|------------|------------|------------|------------|------------|------------|------------|------------|------------|-------------|-------------|
| 10 | 11 | 13 | 17 | 10 | 8 | 9 | 7 | 4 | - | - |

NOTABLE STORM CHASERS HOME RUNS

| BACK-TO-BACK HOMERS (1) | | 2-HOMER GAMES (4) | | 3-HOMER GAMES (0) | | GRAND SLAMS (3) | |
|-----------------------------|----------------------|---------------------|-------------------|---------------------|---------------|--------------------------|--------------------------|
| PLAYERS | DATE/OPPONENT (INN.) | PLAYER (CAREER NO.) | DATE/OPPONENT | PLAYER (CAREER NO.) | DATE/OPPONENT | PLAYER (CAREER NO.) | DATE/OPPONENT (INN.) |
| Tyler Gentry & Logan Porter | 4/5 vs. Toledo (6th) | Logan Porter (3rd) | 4/5 vs. Toledo | | | Jakson Reetz (1st) | 4/1 @ Indianapolis (5th) |
| | | Freddy Fermin (4th) | 4/8 vs. Toledo | | | Freddy Fermin (3rd) | 4/8 vs. Toledo (3rd) |
| | | Drew Waters (3rd) | 5/21 vs. Toledo | | | Adeiny Hechavarria (3rd) | 6/22 @ Rochester (4th) |
| | | Nate Eaton (3rd) | 6/17 vs. Columbus | | | | |

| LEADOFF HOMERS (2) | | INSIDE-THE PARK HOMERS (1) | | PINCH-HIT HOMERS (0) | | WALK-OFF HOMERS (0) | |
|---------------------|-------------------|----------------------------|-------------------------|----------------------|----------------------|---------------------|---------------|
| PLAYER (CAREER NO.) | DATE/OPPONENT | PLAYER (CAREER NO.) | DATE/OPPONENT (INN.) | PLAYER (CAREER NO.) | DATE/OPPONENT (INN.) | PLAYER | DATE/OPPONENT |
| Samad Taylor (1st) | 6/14 vs. Columbus | John Rave (1) | 6/18 vs. Columbus (3rd) | | | | |
| Nate Eaton (1st) | 6/17 vs. Columbus | | | | | | |

| HOME RUN SITUATION | # OF | DATE OF LAST | BATTER ('23 HR #) | PITCHER | COUNT | RUNNERS ON | OUTS | INNING | SCORE @ HR | FINAL |
|---------------------|------|-------------------|-----------------------|----------------|-------|------------|------|--------|------------|--------|
| GO-AHEAD HOME RUN | 32 | June 29 vs. Iowa | Angelo Castellano (5) | Riley Thompson | 0-0 | 1 | 1 | ▼ 2 | 3-2 | W, 8-3 |
| GAME-TYING HOME RUN | 7 | May 25 @ St. Paul | Nick Loftin (8) | Cody Laweryson | 1-2 | 2 | 0 | ▲ 7 | 4-4 | L, 8-6 |

NOTABLE OPPOSING HOME RUNS

| BACK-TO-BACK HOMERS (3) | | 2-HOMER GAMES (2) | | 3-HOMER GAMES (1) | | GRAND SLAMS (3) | |
|---------------------------------|--------------------------|-----------------------|------------------|----------------------------------|--------------------|-----------------|---------------------------|
| PLAYERS | DATE/OPPONENT (INN.) | PLAYER (CAREER NO.) | DATE/OPPONENT | PLAYER (CAREER NO.) | DATE/OPPONENT | PLAYER | DATE/OPPONENT (INN.) |
| Encarnacion-Strand & Benson | 5/4 vs. Louisville (1st) | Jermaine Palacios (5) | 5/17 vs. Toledo | Christian Encarnacion-Strand (1) | 5/4 vs. Louisville | Andy Ibañez | April 6 vs. Toledo (3rd) |
| Jordan Walker & Moisés Gómez | 5/31 vs. Memphis (6th) | Moisés Gómez (7) | 5/31 vs. Memphis | | | Andrés Chaparro | May 9 @ Scranton/WB (7th) |
| Travis Blankenhorn & Matt Adams | 6/22 @ Rochester (4th) | | | | | Jair Camargo | May 28 @ St. Paul (7th) |

| LEADOFF HOMERS (5) | | INSIDE-THE PARK HOMERS (0) | | PINCH-HIT HOMERS (0) | | WALK-OFF HOMERS (2) | |
|--------------------|--------------------|----------------------------|----------------------|----------------------|----------------------|---------------------|--------------------|
| PLAYER | DATE/OPPONENT | PLAYER | DATE/OPPONENT (INN.) | PLAYER | DATE/OPPONENT (INN.) | PLAYER | DATE/OPPONENT |
| Christopher Morel | 4/14 @ Iowa | | | | | Michael Hermosillo | 5/10 @ Scranton/WB |
| Forrest Wall | 4/19 vs. Gwinnett | | | | | Ben Rortvedt | 5/13 @ Scranton/WB |
| Michael Siani | 5/3 vs. Louisville | | | | | | |
| Michael Siani | 5/5 vs. Louisville | | | | | | |
| Nick Gonzales | 6/9 @ Indianapolis | | | | | | |

| HR # | PLAYER (SEASON #) | GM # - DATE | OPPONENT | PITCHER | PITCH TYPE | DIRECTION | ON BASE | INNING | OUTS | COUNT | SCORE | FINAL | DISTANCE | EXIT VELO | LAUNCH ANGLE |
|------|------------------------|---------------|----------------|-------------------------|------------|-----------|---------|--------|------|-------|-------|--------------|----------|-----------|--------------|
| 1. | Logan Porter (1) | 2 - April 1 | @ Indianapolis | Caleb Smith (L) | 4-seam FB | LF | 0 | ▲4 | 1 | 2-2 | 3-0 | W, 12-1 | 417 ft | 106.6 mph | 32° |
| 2. | Jakson Reetz (1) | 2 - April 1 | @ Indianapolis | Caleb Smith (L) | Slider | LF | 3 | ▲5 | 2 | 2-1 | 8-0 | W, 12-1 | 408 ft | 103.9 mph | 25° |
| 3. | Dairon Blanco (1) | 3 - April 2 | @ Indianapolis | Mike Burrows | 4-seam FB | LCF | 0 | ▲5 | 2 | 3-2 | 1-3 | W, 8-3 | 411 ft | 105.2 mph | 23° |
| 4. | Samad Taylor (1) | 3 - April 2 | @ Indianapolis | J.C. Flowers | 4-seam FB | LF | 0 | ▲8 | 0 | 2-1 | 2-3 | W, 8-3 | 334 ft | 104.5 mph | 22° |
| 5. | Nick Loftin (1) | 3 - April 2 | @ Indianapolis | Daniel Zamora (L) | 4-seam FB | LF | 2 | ▲8 | 1 | 1-2 | 5-3 | W, 8-3 | 362 ft | 97.2 mph | 29° |
| 6. | Maikel Garcia (1) | 4 - April 4 | vs. Toledo | Alex Faedo | 4-seam FB | RF | 0 | ▼1 | 1 | 2-1 | 1-0 | L, 9-2 | 349 ft | 94.3 mph | 35° |
| 7. | Tyler Gentry (1) | 5 - April 5 | vs. Toledo | Tyler Holton (L) | Cutter | CF | 2 | ▼6 | 0 | 2-0 | 3-1 | L, 7-6 | 417 ft | 106.5 mph | 27° |
| 8. | Logan Porter (2) | 5 - April 5 | vs. Toledo | Tyler Holton (L) | Slider | LF | 0 | ▼6 | 0 | 3-1 | 4-1 | L, 7-6 | 346 ft | 103.3 mph | 37° |
| 9. | Logan Porter (3) | 5 - April 5 | vs. Toledo | Matt Wisler | 4-seam FB | RCF | 0 | ▼8 | 0 | 2-2 | 5-6 | L, 7-6 | 364 ft | 94.7 mph | 34° |
| 10. | Nick Loftin (2) | 6 - April 6 | vs. Toledo | Brenan Haniffee | Slider | LCF | 0 | ▼2 | 0 | 2-2 | 1-1 | L, 8-5 | 401 ft | 101.8 mph | 32° |
| 11. | CJ Alexander (1) | 6 - April 6 | vs. Toledo | Brenan Haniffee | Sinker | CF | 0 | ▼4 | 1 | 2-2 | 3-6 | L, 8-5 | 409 ft | 101.1 mph | 35° |
| 12. | Logan Porter (4) | 7 - April 7 | vs. Toledo | Reese Olson | 4-seam FB | LF | 0 | ▼3 | 0 | 3-2 | 5-2 | W, 9-4 | 395 ft | 104.3 mph | 45° |
| 13. | Freddy Fermin (1) | 8 - April 8 | vs. Toledo | Will Vest | Slider | CF | 3 | ▼3 | 2 | 0-0 | 6-1 | W, 13-8 | 401 ft | 102.1 mph | 42° |
| 14. | Angelo Castellano (1) | 8 - April 8 | vs. Toledo | Will Vest | 4-seam FB | LCF | 1 | ▼4 | 0 | 2-0 | 8-1 | W, 13-8 | 401 ft | 102.8 mph | 33° |
| 15. | Freddy Fermin (2) | 8 - April 8 | vs. Toledo | Ashton Goudeau | Changeup | CF | 1 | ▼5 | 0 | 1-1 | 10-1 | W, 13-8 | 428 ft | 105.9 mph | 28° |
| 16. | CJ Alexander (2) | 8 - April 8 | vs. Toledo | Ashton Goudeau | Changeup | LF | 0 | ▼7 | 0 | 1-0 | 11-8 | W, 13-8 | 351 ft | 92.4 mph | 43° |
| 17. | Angelo Castellano (2) | 9 - April 9 | vs. Toledo | Alex Faedo | 4-seam FB | LF | 0 | ▼3 | 1 | 0-0 | 1-0 | L, 8-2 | 373 ft | 98.0 mph | 25° |
| 18. | Samad Taylor (2) | 10 - April 11 | @ Iowa | Roenis Elias (L) | 4-seam FB | CF | 2 | ▲5 | 2 | 0-2 | 3-9 | L, 9-6 | 405 ft | 100.9 mph | 25° |
| 19. | Freddy Fermin (3) | 10 - April 11 | @ Iowa | Brandon Hughes (L) | 4-seam FB | LF | 1 | ▲6 | 2 | 0-1 | 6-9 | L, 9-6 | 398 ft | 100.3 mph | 33° |
| 20. | CJ Alexander (3) | 11 - April 12 | @ Iowa | Riley Thompson | Changeup | RF | 0 | ▲2 | 0 | 1-0 | 2-1 | W, 10-6 | 394 ft | 104.3 mph | 24° |
| 21. | Tyler Gentry (2) | 11 - April 12 | @ Iowa | Riley Thompson | Slider | LF | 0 | ▲3 | 2 | 1-2 | 3-1 | W, 10-6 | 393 ft | 103.3 mph | 26° |
| 22. | Tucker Bradley (1) | 11 - April 12 | @ Iowa | Rowan Wick | 4-seam FB | RCF | 1 | ▲6 | 2 | 1-1 | 7-3 | W, 10-6 | 392 ft | 98.2 mph | 29° |
| 23. | Nick Loftin (3) | 11 - April 12 | @ Iowa | Anthony Kay (L) | Slider | CF | 0 | ▲8 | 0 | 2-1 | 8-6 | W, 10-6 | 420 ft | 104.3 mph | 28° |
| 24. | Nick Loftin (4) | 12 - April 13 | @ Iowa | Nick Neidert | 4-seam FB | LF | 0 | ▲4 | 2 | 3-2 | 1-11 | L, 14-1 | 370 ft | 100.4 mph | 38° |
| 25. | Nick Pratto (1) | 15 - April 19 | vs. Gwinnett | Beau Burrows | Slider | CF | 0 | ▼2 | 0 | 1-2 | 1-1 | L, 6-2 | 399 ft | 100.2 mph | 26° |
| 26. | Logan Porter (5) | 15 - April 19 | vs. Gwinnett | Beau Burrows | Slider | LF | 0 | ▼4 | 1 | 1-2 | 2-3 | L, 6-2 | 350 ft | 94.9 mph | 50° |
| 27. | CJ Alexander (4) | 17 - April 21 | vs. Gwinnett | Allan Winans | Changeup | RF | 0 | ▼2 | 2 | 0-0 | 1-1 | L, 7-3 | 395 ft | 96.2 mph | 37° |
| 28. | Nick Pratto (2) | 18 - April 22 | vs. Gwinnett | Dylan Dodd (L) | Changeup | RF | 1 | ▼1 | 2 | 3-1 | 2-0 | L, 5-2 | 350 ft | 88.4 mph | 39° |
| 29. | Nate Eaton (1) | 22 - April 27 | @ Nashville | Janson Junk | Sweeper | LF | 0 | ▲2 | 2 | 2-2 | 1-0 | W, 2-1 | 403 ft | 103.0 mph | 32° |
| 30. | Freddy Fermin (4) | 24 - April 29 | @ Nashville | Robert Stock | 4-seam FB | RCF | 2 | ▲1 | 1 | 3-1 | 4-0 | L, 6-5 (10) | 381 ft | 104.3 mph | 23° |
| 31. | Tyler Gentry (3) | 25 - April 30 | @ Nashville | Robert Gasser (L) | 4-seam FB | LF | 1 | ▲3 | 2 | 1-0 | 2-1 | W, 10-6 | 391 ft | 100.6 mph | 33° |
| 32. | Logan Porter (6) | 25 - April 30 | @ Nashville | Robert Gasser (L) | Slider | LF | 0 | ▲4 | 0 | 2-1 | 3-1 | W, 10-6 | 389 ft | 102.3 mph | 29° |
| 33. | Freddy Fermin (5) | 25 - April 30 | @ Nashville | Robert Gasser (L) | Changeup | LF | 0 | ▲5 | 1 | 2-0 | 5-1 | W, 10-6 | 368 ft | 94.8 mph | 35° |
| 34. | Nick Loftin (5) | 28 - May 4 | vs. Louisville | Silvino Bracho | Slider | LF | 0 | ▼7 | 0 | 0-0 | 8-11 | L, 12-10 | 365 ft | 101.1 mph | 19° |
| 35. | Jakson Reetz (2) | 29 - May 5 | vs. Louisville | Brandon Williamson (L) | 4-seam FB | LF | 1 | ▼2 | 1 | 0-0 | 2-1 | W, 6-2 | 346 ft | 100.2 mph | 27° |
| 36. | Nick Loftin (6) | 29 - May 5 | vs. Louisville | Brandon Williamson (L) | Slider | CF | 0 | ▼6 | 0 | 0-0 | 3-1 | W, 6-2 | 395 ft | 105.6 mph | 24° |
| 37. | Angelo Castellano (3) | 30 - May 6 | vs. Louisville | Ryan Nutof | Curveball | LF | 1 | ▼7 | 2 | 2-2 | 8-8 | W, 11-9 | 376 ft | 95.2 mph | 29° |
| 38. | Jakson Reetz (3) | 31 - May 7 | vs. Louisville | Andrew Abbott (L) | Changeup | LF | 0 | ▼4 | 1 | 2-0 | 1-0 | L, 4-3 | 426 ft | 104.4 mph | 32° |
| 39. | Franmil Reyes (1) | 31 - May 7 | vs. Louisville | Andrew Abbott (L) | Curveball | LCF | 1 | ▼5 | 2 | 3-2 | 3-0 | L, 4-3 | 389 ft | 100.8 mph | 29° |
| 40. | Clay Dungan (1) | 32 - May 9 | @ Scranton/WB | Mitch Spence | 4-seam FB | RCF | 0 | ▲3 | 0 | 1-0 | 2-2 | L, 14-2 | 388 ft | 104.0 mph | 28° |
| 41. | Dairon Blanco (2) | 33 - May 10 | @ Scranton/WB | Luis Severino | Changeup | LF | 0 | ▲3 | 0 | 0-1 | 1-1 | L, 4-3 | 377 ft | 99.6 mph | 24° |
| 42. | CJ Alexander (5) | 34 - May 11 | @ Scranton/WB | Colten Brewer | Slider | CF | 0 | ▲9 | 0 | 1-1 | 3-1 | W, 4-3 (11) | 422 ft | 106.4 mph | 23° |
| 43. | CJ Alexander (6) | 36 - May 13 | @ Scranton/WB | Greg Weissert | Sweeper | RF | 0 | ▲6 | 1 | 0-0 | 4-3 | L, 8-6 | 377 ft | 102.7 mph | 39° |
| 44. | CJ Alexander (7) | 37 - May 14 | @ Scranton/WB | Mitch Spence | 4-seam FB | RCF | 0 | ▲2 | 0 | 3-2 | 1-1 | W, 6-3 | 416 ft | 109.9 mph | 24° |
| 45. | Brewer Hicklen (1) | 37 - May 14 | @ Scranton/WB | D.J. Snelten (L) | Changeup | LF | 0 | ▲9 | 0 | 2-1 | 4-3 | W, 6-3 | 344 ft | 109.5 mph | 25° |
| 46. | Samad Taylor (3) | 37 - May 14 | @ Scranton/WB | D.J. Snelten (L) | 4-seam FB | RCF | 1 | ▲9 | 2 | 3-1 | 6-3 | W, 6-3 | 346 ft | 95.2 mph | 29° |
| 47. | Samad Taylor (4) | 39 - May 17 | vs. Toledo | Zach Logue (L) | 4-seam FB | RCF | 1 | ▼1 | 0 | 0-1 | 2-1 | W, 16-8 | 372 ft | 100.0 mph | 30° |
| 48. | Logan Porter (7) | 39 - May 17 | vs. Toledo | Zach Logue (L) | 4-seam FB | LF | 1 | ▼1 | 0 | 0-0 | 4-1 | W, 16-8 | 401 ft | 102.3 mph | 38° |
| 49. | Angelo Castellano (4) | 39 - May 17 | vs. Toledo | Miguel Del Pozo (L) | 4-seam FB | LF | 1 | ▼5 | 2 | 1-0 | 10-5 | W, 16-8 | 385 ft | 99.2 mph | 26° |
| 50. | Brewer Hicklen (2) | 40 - May 18 | vs. Toledo | Miguel Diaz | Sinker | LCF | 2 | ▼8 | 0 | 2-0 | 9-0 | W, 9-0 | 443 ft | 108.4 mph | 32° |
| 51. | Drew Waters (1) | 43 - May 21 | vs. Toledo | Ashton Goudeau | 4-seam FB | RCF | 0 | ▼3 | 0 | 1-1 | 1-2 | W, 8-4 | 408 ft | 108.7 mph | 29° |
| 52. | Drew Waters (2) | 43 - May 21 | vs. Toledo | Ashton Goudeau | Changeup | LCF | 1 | ▼4 | 1 | 2-0 | 4-3 | W, 8-4 | 366 ft | 99.5 mph | 32° |
| 53. | Tucker Bradley (2) | 43 - May 21 | vs. Toledo | Seth Elledge | Sinker | LCF | 1 | ▼6 | 0 | 1-1 | 6-4 | W, 8-4 | 388 ft | 100.5 mph | 28° |
| 54. | Jakson Reetz (4) | 43 - May 21 | vs. Toledo | Braden Bristo | Sweeper | LF | 0 | ▼7 | 0 | 2-1 | 8-4 | W, 8-4 | 412 ft | 104.1 mph | 36° |
| 55. | Dairon Blanco (3) | 44 - May 23 | @ St. Paul | Simeon Woods Richardson | 4-seam FB | CF | 0 | ▲4 | 1 | 1-1 | 4-0 | W, 6-1 | 455 ft | 104.5 mph | 28° |
| 56. | Nick Loftin (7) | 45 - May 24 | @ St. Paul | Brent Headrick (L) | Changeup | LF | 2 | ▲3 | 1 | 2-2 | 3-5 | L, 6-5 | 433 ft | 103.7 mph | 24° |
| 57. | Nick Loftin (8) | 46 - May 25 | @ St. Paul | Cody Lawersyson | Sweeper | LF | 2 | ▲7 | 0 | 1-2 | 4-4 | L, 8-6 | 357 ft | 97.3 mph | 22° |
| 58. | Johan Camargo (1) | 48 - May 27 | @ St. Paul | Randy Dobnak | Changeup | CF | 0 | ▲5 | 0 | 1-2 | 1-3 | L, 14-1 | 426 ft | 102.2 mph | 26° |
| 59. | Nick Loftin (9) | 50 - May 30 | vs. Memphis | Jake Woodford | Curveball | LF | 1 | ▼1 | 2 | 0-0 | 2-1 | W, 7-6 | 370 ft | 91.0 mph | 29° |
| 60. | Tyler Gentry (4) | 50 - May 30 | vs. Memphis | Connor Thomas (L) | Slider | LCF | 1 | ▼3 | 0 | 2-1 | 4-1 | W, 7-6 | 471 ft | 103.6 mph | 27° |
| 61. | Johan Camargo (2) | 52 - June 1 | vs. Memphis | Dakota Hudson | Slider | RCF | 1 | ▼4 | 2 | 0-2 | 2-1 | L, 12-6 | 393 ft | 98.2 mph | 31° |
| 62. | Brewer Hicklen (3) | 52 - June 1 | vs. Memphis | Ryan Loutos | Sinker | CF | 0 | ▼7 | 0 | 1-0 | 4-10 | L, 12-6 | 425 ft | 105.8 mph | 33° |
| 63. | CJ Alexander (8) | 52 - June 1 | vs. Memphis | Ryan Loutos | Cutter | RCF | 1 | ▼8 | 0 | 2-2 | 5-12 | L, 12-6 | 400 ft | 102.8 mph | 30° |
| 64. | Nate Eaton (2) | 53 - June 2 | vs. Memphis | Tommy Parsons | 4-seam FB | LF | 0 | ▼1 | 1 | 0-0 | 1-0 | W, 10-9 (10) | 330 ft | 103.3 mph | 46° |
| 65. | Johan Camargo (3) | 56 - June 6 | @ Indianapolis | Yerry De Los Santos | Sinker | RCF | 0 | ▲9 | 0 | 3-1 | 3-2 | W, 4-2 | 399 ft | 107.6 mph | 22° |
| 66. | CJ Alexander (9) | 57 - June 7 | @ Indianapolis | Quinn Priester | Curveball | RCF | 2 | ▲2 | 0 | 1-2 | 3-2 | W, 9-7 | 404 ft | 101.3 mph | 34° |
| 67. | CJ Alexander (10) | 58 - June 8 | @ Indianapolis | Eli Villalobos | 4-seam FB | RCF | 1 | ▲7 | 2 | 2-1 | 14-7 | W, 15-7 | 408 ft | 108.5 mph | 35° |
| 68. | Brewer Hicklen (4) | 59 - June 9 | @ Indianapolis | Kent Emanuel (L) | Sinker | RCF | 1 | ▲4 | 1 | 1-1 | 5-1 | W, 6-2 | 410 ft | 106.9 mph | 26° |
| 69. | Tyler Gentry (5) | 60 - June 10 | @ Indianapolis | Hunter Stratton | Slider | LF | 2 | ▲5 | 2 | 0-2 | 3-2 | W, 9-5 | 431 ft | 106.0 mph | 28° |
| 70. | Samad Taylor (5) | 61 - June 13 | vs. Columbus | Joey Cantillo (L) | 4-seam FB | LCF | 0 | ▼6 | 1 | 1-1 | 1-2 | W, 6-5 | 395 ft | 102.4 mph | 27° |
| 71. | Brewer Hicklen (5) | 61 - June 13 | vs. Columbus | Michael Kelly | Slider | LF | 1 | ▼8 | 2 | 2-1 | 6-5 | W, 6-5 | 422 ft | 108.1 mph | 28° |
| 72. | Samad Taylor (6) | 62 - June 14 | vs. Columbus | Gavin Williams | 4-seam FB | CF | 0 | ▼1 | 0 | 2-1 | 1-0 | W, 6-1 | 422 ft | 104.5 mph | 27° |
| 73. | Johan Camargo (4) | 62 - June 14 | vs. Columbus | Gavin Williams | 4-seam FB | LF | 0 | ▼4 | 1 | 0-2 | 2-1 | W, 6-1 | 324 ft | 90.8 mph | 34° |
| 74. | Tyler Gentry (6) | 62 - June 14 | vs. Columbus | Caleb Simpson | 4-seam FB | LCF | 1 | ▼7 | 2 | 0-1 | 6-1 | W, 6-1 | 388 ft | 101.2 mph | 24° |
| 75. | Kyle Isbel (1) | 64 - June 16 | vs. Columbus | Thomas Ponticelli | Sweeper | CF | 0 | ▼1 | 1 | 1-0 | 1-1 | W, 4-1 | 406 ft | 104.3 mph | 23° |
| 76. | Nate Eaton (3) | 65 - June 17 | vs. Columbus | Jhon Romero | 4-seam FB | CF | 0 | ▼1 | 0 | 0-0 | 1-0 | W, 13-4 | 412 ft | 103.0 mph | 33° |
| 77. | Nate Eaton (4) | 65 - June 17 | vs. Columbus | Caleb Baragar (L) | 4-seam FB | LF | 0 | ▼3 | 0 | 2-2 | 2-0 | W, 13-4 | 410 ft | 103.8 mph | 37° |
| 78. | Jermaine Palacios (1) | 66 - June 18 | vs. Columbus | Joey Cantillo (L) | Changeup | LCF | 1 | ▼2 | 2 | 1-1 | 2-0 | W, 6-4 | 409 ft | 101.9 mph | 29° |
| 79. | John Rave (1) | 66 - June 18 | vs. Columbus | Joey Cantillo (L) | 4-seam FB | LCF | 2 | ▼3 | 2 | 1-2 | 6-1 | W, 6-4 | ITP | 96.5 mph | 26° |
| 80. | Adeiny Hechavarria (1) | 69 - June 22 | @ Rochester | Tommy Romero | 4-seam FB | LCF | 3 | ▲4 | 2 | 3-0 | 4-2 | W, 8-4 | 411 ft | 100.5 mph | 29° |
| 81. | Kyle Isbel (2) | 70 - June 23 | @ Rochester | Joan Adon | 4-seam FB | RF | 0 | ▲4 | 0 | 3-2 | 1-0 | W, 4-2 | 375 ft | 102.8 mph | 32° |
| 82. | John Rave (2) | 71 - June 24 | @ Rochester | Anthony Banda (L) | Slider | RCF | 0 | ▲4 | 2 | 1-1 | 1-0 | L, 3-2 | 406 ft | 101.9 mph | 24° |

[illegible]

| | | | | | | | | | | | | | | STORM CHASERS | | | | OPPONENT | | | |
|---|-------|----------------|-----------------------------------|--------|----------------|---------------------|---------------------------|------------------|-------|-----------|-------------|-------|-----------|---------------|----|---|----|----------|----|---|----|
| GM # | MARCH | OPPONENT | SCORE | RECORD | STANDINGS, DIV | WIN | LOSS | SAVE | TEMP. | 1ST PITCH | TIME | ATT. | HOME ATT. | R | H | E | LO | R | H | E | LO |
| 1. | 3/31 | @ Indianapolis | W, 8-6 | 1-0 | 1st +0.5 | C. Snider (1-0) | Y. De Los Santos (0-1) | J. Staumont (1) | 66° | 7:05 PM | 2:54 | 8,095 | | 8 | 12 | 0 | 14 | 6 | 11 | 2 | 7 |
| | | | | | | | | | | | | | | STORM CHASERS | | | | OPPONENT | | | |
| GM # | APRIL | OPPONENT | SCORE | RECORD | STANDINGS | WIN | LOSS | SAVE | TEMP. | 1ST PITCH | TIME | ATT. | HOME ATT. | R | H | E | LO | R | H | E | LO |
| 2. | 4/1 | @ Indianapolis | W, 12-1 | 2-0 | 1st +1.0 | D. Parrish (1-0) | C. Smith (0-1) | - | 42° | 1:37 PM | 2:26 | 4,012 | | 12 | 16 | 0 | 11 | 1 | 5 | 2 | 3 |
| 3. | 4/2 | @ Indianapolis | W, 8-3 | 3-0 | 1st +1.0 | J. Kowar (1-0) | D. Zamora (0-1) | - | 49° | 1:36 PM | 2:53 | 4,240 | | 8 | 12 | 0 | 9 | 3 | 11 | 2 | 10 |
| 4. | 4/4 | TOLEDO | L, 9-2 | 3-1 | 2nd -0.5 | B. White (1-0) | M. Castillo (0-1) | - | 55° | 6:42 PM | 2:27 | 3,200 | 3,200 | 2 | 6 | 0 | 6 | 9 | 12 | 0 | 5 |
| 5. | 4/5 | TOLEDO | L, 7-6 | 3-2 | 2nd -1.0 | T. Holton (1-0) | R. Weiss (0-1) | M. Díaz (2) | 35° | 12:07 PM | 2:40 | 1,405 | 4,605 | 6 | 8 | 2 | 6 | 7 | 12 | 1 | 9 |
| 6. | 4/6 | TOLEDO | L, 8-5 | 3-3 | 3rd -2.0 | J. Fry (1-0) | J. Kowar (1-1) | M. Del Pozo (1) | 45° | 12:06 PM | 2:48 | 1,607 | 6,212 | 5 | 7 | 1 | 4 | 8 | 10 | 2 | 9 |
| 7. | 4/7 | TOLEDO | W, 9-4 | 4-3 | 2nd -1.0 | J. Heasley (1-0) | R. Olson (0-2) | - | 70° | 6:35 PM | 2:35 | 1,968 | 8,180 | 9 | 12 | 0 | 6 | 4 | 9 | 0 | 11 |
| 8. | 4/8 | TOLEDO | W, 13-8 | 5-3 | 2nd -0.5 | M. Martínez (1-0) | M. Lorenzen (0-1) | - | 71° | 2:05 PM | 2:49 | 2,070 | 10,250 | 13 | 12 | 3 | 4 | 8 | 13 | 0 | 12 |
| 9. | 4/9 | TOLEDO | L, 8-2 | 5-4 | 2nd -1.5 | T. Holton (2-0) | M. Castillo (0-2) | - | 73° | 2:11 PM | 2:57 | 2,119 | 12,369 | 2 | 6 | 3 | 12 | 8 | 13 | 0 | 11 |
| 10. | 4/11 | @ Iowa | L, 9-6 | 5-5 | 5th -2.5 | R. Elías (1-0) | M. Mayers (0-1) | M. Rodríguez (1) | 79° | 6:38 PM | 2:34 | 3,557 | | 6 | 10 | 0 | 6 | 9 | 7 | 1 | 6 |
| 11. | 4/12 | @ Iowa | W, 10-6 | 6-5 | 5th -1.5 | J. Kowar (2-0) | R. Thompson (0-1) | - | 77° | 12:09 PM | 2:26 | 4,085 | | 10 | 12 | 0 | 5 | 6 | 8 | 0 | 4 |
| 12. | 4/13 | @ Iowa | L, 14-1 | 6-6 | 6th -2.5 | N. Neidert (1-1) | J. Heasley (1-1) | - | 81° | 6:38 PM | 2:18 | 3,647 | | 1 | 6 | 1 | 4 | 14 | 15 | 0 | 8 |
| 13. | 4/14 | @ Iowa | W, 11-8 | 7-6 | 6th -2.0 | C. Snider (2-0) | M. Rodríguez (1-1) | N. Wittgren (1) | 79° | 7:09 PM | 3:16 | 6,257 | | 11 | 11 | 2 | 10 | 8 | 11 | 3 | 10 |
| 14. | 4/15 | @ Iowa | PPD/Rain (To be made up April 16) | | | | | | | | | | | | | | | | | | |
| 14. | 4/16 | @ Iowa | Cancelled/Snow | | | | | | | | | | | | | | | | | | |
| 15. | 4/16 | @ Iowa | Cancelled/Snow | | | | | | | | | | | | | | | | | | |
| 14. | 4/18 | GWINNETT | L, 4-1 | 7-7 | 5th -3.0 | T. Tice (2-0) | J. Kowar (2-2) | Y. Rios (1) | 70° | 6:39 PM | 2:24 | 1,703 | 14,072 | 1 | 7 | 1 | 8 | 4 | 6 | 0 | 8 |
| 15. | 4/19 | GWINNETT | L, 6-2 | 7-8 | 5th -4.0 | B. Burrows (1-0) | J. Heasley (1-2) | - | 70° | 12:05 PM | 2:15 | 6,641 | 20,713 | 2 | 6 | 0 | 5 | 6 | 10 | 0 | 3 |
| 16. | 4/20 | GWINNETT | L, 9-3 | 7-9 | 6th -4.5 | B. Moran (1-0) | M. Castillo (0-3) | - | 56° | 6:37 PM | 2:47 | 2,026 | 22,739 | 3 | 3 | 1 | 10 | 9 | 10 | 1 | 5 |
| 17. | 4/21 | GWINNETT | L, 7-3 | 7-10 | 7th -6.0 | A. Winans (1-2) | E. Sisk (0-1) | - | 44° | 6:36 PM | 3:01 | 2,041 | 24,780 | 3 | 9 | 2 | 9 | 7 | 11 | 0 | 8 |
| 18. | 4/22 | GWINNETT | L, 5-2 | 7-11 | 6th -7.0 | D. Dodd (1-0) | A. Núñez (0-1) | Y. Rios (2) | 42° | 2:06 PM | 2:27 | 3,025 | 27,805 | 2 | 4 | 1 | 2 | 5 | 10 | 0 | 10 |
| 19. | 4/23 | GWINNETT | W, 5-3 | 8-11 | 6th -6.0 | M. Mayers (1-1) | N. Kingham (0-3) | N. Wittgren (2) | 49° | 2:06 PM | 2:23 | 2,046 | 29,851 | 5 | 12 | 3 | 6 | 3 | 8 | 0 | 9 |
| 20. | 4/25 | @ Nashville | L, 8-3 | 8-12 | 6th -7.0 | R. Gasser (1-0) | J. Heasley (1-3) | - | 67° | 6:39 PM | 2:14 | 4,127 | | 3 | 5 | 1 | 3 | 8 | 11 | 0 | 6 |
| 21. | 4/26 | @ Nashville | L, 5-0 | 8-13 | 7th -8.0 | C. Boushley (1-1) | M. Castillo (0-4) | - | 68° | 6:37 PM | 2:27 | 5,455 | | 0 | 4 | 0 | 5 | 5 | 11 | 1 | 8 |
| 22. | 4/27 | @ Nashville | W, 2-1 | 9-13 | 7th -7.0 | A. Cox (1-0) | J. Junk (2-1) | N. Wittgren (3) | 61° | 7:19 PM | 2:28 (:44) | 3,507 | | 2 | 8 | 0 | 7 | 1 | 6 | 1 | 8 |
| 23. | 4/28 | @ Nashville | L, 4-3 | 9-14 | 7th -7.0 | J. Bukauskas (1-0) | J. Dye (0-1) | - | 69° | 6:37 PM | 2:26 | 6,707 | | 3 | 5 | 1 | 3 | 4 | 7 | 1 | 4 |
| 24. | 4/29 | @ Nashville | L, 6-5 (10) | 9-15 | 8th -8.0 | L. Erceg (3-0) | E. Sisk (0-2) | - | 70° | 6:39 PM | 2:58 | 9,833 | | 5 | 8 | 0 | 6 | 6 | 13 | 1 | 15 |
| 25. | 4/30 | @ Nashville | W, 10-6 | 10-15 | 7th -7.0 | A. Núñez (1-1) | J. Bukauskas (1-1) | - | 61° | 3:08 PM | 3:00 (7:03) | 9,469 | | 10 | 11 | 1 | 9 | 6 | 9 | 3 | 9 |
| APRIL Hitting Results: .250/.337/.441 (200-for-799), 49 2B, 2 3B, 33 HR, 124 R, 99 BB, 38 SB // APRIL Pitching Results: 9-15, 5.65 ERA (133 ER in 212.0 IP), 3/7 SV, 238 H, 30 HR, 104 BB, 198 K, 1.61 WHIP, .284 AVG | | | | | | | | | | | | | | | | | | | | | |
| GM # | MAY | OPPONENT | SCORE | RECORD | STANDINGS | WIN | LOSS | SAVE | TEMP. | 1ST PITCH | TIME | ATT. | HOME ATT. | R | H | E | LO | R | H | E | LO |
| 26. | 5/2 | LOUISVILLE | L, 10-4 | 10-16 | 8th -8.0 | A. Abbott (1-0) | M. Castillo (0-5) | - | 57° | 12:06 PM | 2:57 | 2,024 | 31,875 | 4 | 6 | 0 | 10 | 10 | 14 | 2 | 8 |
| 27. | 5/3 | LOUISVILLE | L, 7-4 | 10-17 | 10th -9.0 | B. Lively (4-0) | M. Martinez (1-1) | - | 60° | 11:07 AM | 2:20 | 3,364 | 35,239 | 4 | 10 | 1 | 5 | 7 | 11 | 0 | 7 |
| 28. | 5/4 | LOUISVILLE | L, 12-10 | 10-18 | 10th -9.0 | R. Wynne (1-1) | D. Parrish (1-1) | - | 77° | 6:36 PM | 2:45 | 3,333 | 38,572 | 10 | 11 | 1 | 9 | 12 | 13 | 4 | 4 |
| 29. | 5/5 | LOUISVILLE | W, 6-2 | 11-18 | 10th -8.0 | M. Mayers (2-1) | B. Williamson (1-4) | J. Kowar (1) | 63° | 6:36 PM | 2:14 | 5,735 | 44,307 | 6 | 5 | 0 | 3 | 2 | 7 | 1 | 7 |
| 30. | 5/6 | LOUISVILLE | W, 11-9 | 12-18 | 8th -7.5 | E. Sisk (1-2) | J. Kuhnel (0-1) | J. Cuas (1) | 78° | 6:37 PM | 2:57 | 3,872 | 48,179 | 11 | 12 | 0 | 8 | 9 | 13 | 1 | 6 |
| 31. | 5/7 | LOUISVILLE | L, 4-3 | 12-19 | 9th -7.0 | Z. Brown (1-1) | B. Kriske (0-1) | A. Busenitz (3) | 82° | 2:07 PM | 2:46 | 2,469 | 50,648 | 3 | 8 | 0 | 7 | 4 | 6 | 0 | 8 |
| 32. | 5/9 | @ Scranton/WB | L, 14-2 | 12-20 | 9th -8.0 | M. Spence (3-2) | D. Parrish (1-2) | - | 68° | 6:06 PM | 2:20 | 3,053 | | 2 | 4 | 1 | 2 | 14 | 18 | 1 | 7 |
| 33. | 5/10 | @ Scranton/WB | L, 4-3 | 12-21 | 10th -8.5 | A. McGarity (3-0) | D. Coleman (0-1) | - | 60° | 11:05 AM | 2:41 | 5,829 | | 3 | 5 | 0 | 9 | 4 | 4 | 1 | 6 |
| 34. | 5/11 | @ Scranton/WB | W, 4-3 (11) | 13-21 | 9th -8.5 | A. Núñez (2-1) | D. Snelten (0-2) | - | 76° | 6:37 PM | 3:02 | 3,691 | | 4 | 4 | 0 | 6 | 3 | 8 | 2 | 10 |
| 35. | 5/12 | @ Scranton/WB | W, 3-2 | 14-21 | 9th -8.5 | D. Lynch (1-0) | R. Vásquez (0-5) | N. Wittgren (4) | 79° | 6:35 PM | 2:22 | 4,142 | | 3 | 8 | 0 | 5 | 2 | 4 | 1 | 6 |
| 36. | 5/13 | @ Scranton/WB | L, 8-6 | 14-22 | 10th -9.0 | A. McGarity (4-0) | B. Kriske (0-2) | - | 76° | 4:05 PM | 2:32 | 5,027 | | 6 | 14 | 0 | 6 | 8 | 10 | 0 | 5 |
| 37. | 5/14 | @ Scranton/WB | W, 6-3 | 15-22 | 9th -8.0 | J. Dipoto (1-0) | D. Snelten (0-3) | N. Wittgren (5) | 75° | 1:06 PM | 3:02 | 3,058 | | 6 | 7 | 0 | 6 | 3 | 9 | 1 | 11 |
| 38. | 5/16 | TOLEDO | L, 9-2 | 15-23 | 10th -8.0 | H. Hembree (4-1) | J. Heasley (1-4) | - | 77° | 6:36 PM | 2:45 | 2,001 | 52,649 | 2 | 9 | 1 | 15 | 9 | 12 | 0 | 6 |
| 39. | 5/17 | TOLEDO | W, 16-8 | 16-23 | 10th -7.5 | W. Pennington (1-0) | Z. Logue (1-3) | - | 83° | 6:37 PM | 2:54 | 2,218 | 54,867 | 16 | 18 | 0 | 8 | 8 | 14 | 2 | 3 |
| 40. | 5/18 | TOLEDO | W, 9-0 | 17-23 | 10th -6.5 | A. Cox (2-0) | B. Haniffee (0-3) | - | 78° | 6:37 PM | 2:31 | 3,529 | 58,396 | 9 | 14 | 0 | 8 | 0 | 3 | 0 | 6 |
| 41. | 5/19 | TOLEDO | W, 9-1 | 18-23 | 10th -6.0 | A. Núñez (3-1) | A. Bergner (1-1) | - | 66° | 6:36 PM | 2:41 | 5,058 | 63,454 | 9 | 12 | 1 | 9 | 1 | 6 | 1 | 8 |
| 42. | 5/20 | TOLEDO | L, 4-1 | 18-24 | 10th -7.5 | R. Olson (2-3) | J. McArthur (0-1) | M. Díaz (7) | 75° | 6:38 PM | 2:47 | 6,882 | 70,336 | 1 | 2 | 0 | 8 | 4 | 5 | 1 | 8 |
| 43. | 5/21 | TOLEDO | W, 8-4 | 19-24 | 10th -6.5 | N. Wittgren (1-0) | S. Elledge (0-1) | - | 81° | 5:07 PM | 2:50 | 3,995 | 74,331 | 8 | 12 | 0 | 9 | 4 | 15 | 2 | 11 |
| 44. | 5/23 | @ St. Paul | W, 6-1 | 20-24 | 10th -6.5 | D. Lynch (2-0) | S. Woods Richardson (0-5) | - | 76° | 11:09 AM | 2:24 | 7,436 | | 6 | 10 | 0 | 10 | 1 | 6 | 0 | 7 |
| 45. | 5/24 | @ St. Paul | L, 6-5 | 20-25 | 10th -6.5 | O. Ortega (2-0) | B. Kriske (0-3) | - | 68° | 7:08 PM | 3:00 | 4,222 | | 5 | 11 | 1 | 12 | 6 | 9 | 2 | 9 |
| 46. | 5/25 | @ St. Paul | L, 8-6 | 20-26 | 10th -7.5 | R. Henriquez (1-0) | A. Núñez (3-2) | P. Murphy (2) | 74° | 7:09 PM | 2:50 | 7,218 | | 6 | 10 | 3 | 12 | 8 | 10 | 2 | 6 |
| 47. | 5/26 | @ St. Paul | W, 6-4 | 21-26 | 9th -6.5 | D. Parrish (2-2) | C. Sadzeck (1-3) | D. Coleman (1) | 77° | 7:08 PM | 2:59 | 6,080 | | 6 | 8 | 1 | 8 | 4 | 8 | 1 | 9 |
| 48. | 5/27 | @ St. Paul | L, 14-1 | 21-27 | 9th -7.5 | R. Dobnak (2-1) | J. Heasley (1-5) | - | 80° | 7:10 PM | 2:51 | 6,386 | | 1 | 6 | 3 | 8 | 14 | 16 | 1 | 10 |
| 49. | 5/28 | @ St. Paul | L, 10-6 | 21-28 | 10th -8.5 | J. Winder (3-1) | J. Kowar (2-3) | - | 82° | 5:12 PM | 2:28 | 8,640 | | 6 | 11 | 2 | 4 | 10 | 9 | 1 | 2 |
| 50. | 5/30 | MEMPHIS | W, 7-6 | 22-28 | 9th -8.0 | A. Veneziano (1-0) | J. Woodford (0-1) | B. Kriske (1) | 82° | 7:06 PM | 2:32 | 2,352 | 76,683 | 7 | 12 | 0 | 6 | 6 | 6 | 3 | 8 |
| 51. | 5/31 | MEMPHIS | L, 9-4 | 22-29 | 10th -8.5 | M. McGreevy (4-0) | A. Cox (2-1) | - | 84° | 7:06 PM | 2:37 | 5,049 | 81,732 | 4 | 9 | 2 | 8 | 9 | 11 | 2 | 8 |
| MAY Hitting Results: .269/.366/.436 (238-for-885), 53 2B, 7 3B, 27 HR, 148 R, 120 BB, 58 SB // MAY Pitching Results: 12-14, 5.61 ERA (162 ER in 229.1 IP), 6/12 SV, 247 H, 46 HR, 126 BB, 235 K, 1.63 WHIP, .278 AVG | | | | | | | | | | | | | | | | | | | | | |
| GM # | JUNE | OPPONENT | SCORE | RECORD | STANDINGS | WIN | LOSS | SAVE | TEMP. | 1ST PITCH | TIME | ATT. | HOME ATT. | R | H | E | LO | R | H | E | LO |
| 52. | 6/1 | MEMPHIS | L, 12-6 | 22-30 | 10th -9.0 | D. Hudson (2-3) | C. Snider (2-1) | - | 70° | 7:07 PM | 3:12 | 3,685 | 85,417 | 6 | 9 | 1 | 8 | 12 | 11 | 0 | 9 |
| 53. | 6/2 | MEMPHIS | W, 10-9 (10) | 23-30 | 10th -8.5 | J. Dipoto (2-0) | J. Walsh (2-1) | - | 76° | | | | | | | | | | | | |

| GM # | JUNE | OPPONENT | SCORE | RECORD | STANDINGS, LG | WIN | LOSS | SAVE | TEMP. | 1ST PITCH | TIME | ATT. | HOME ATT. | STORM CHASERS | | | | OPPONENT | | | |
|------|------|----------|--------|----------------|------------------------|--------------------|-------------------|------|-------|-----------|------|-------|-----------|---------------|----|---|----|----------|---|---|----|
| | | | | | | | | | | | | | | R | H | E | LO | R | H | E | LO |
| 73. | 6/28 | IOWA | L, 9-2 | 0 - 1, 38 - 35 | ¹ 10th -1.0 | C. Kilian (5-1) | B. Haniffee (0-3) | - | 83° | 12:07 PM | 2:33 | 3,776 | 131,378 | 2 | 5 | 1 | 5 | 9 | 7 | 0 | 8 |
| 74. | 6/29 | IOWA | W, 8-3 | 1 - 1, 39 - 35 | ⁷ th -1.0 | M. Mayers (3-1) | R. Thompson (2-5) | - | 89° | 7:09 PM | 2:44 | 5,951 | 137,329 | 8 | 12 | 0 | 11 | 3 | 3 | 1 | 4 |
| 75. | 6/30 | IOWA | L, 6-5 | 1 - 2, 39 - 36 | ¹ 11th -2.0 | M. Rodriguez (2-3) | J. Kowar (2-4) | - | 82° | 7:08 PM | 2:52 | 6,012 | 143,341 | 5 | 9 | 0 | 10 | 6 | 8 | 2 | 5 |

JUNE Hitting Results: .281/.380/.450 (226-for-804), 55 2B, 3 3B, 25 HR, 152 R, 125 BB, 45 SB // JUNE Pitching Results: 16-6, 4.35 ERA (104 ER in 215.1 IP), 6/11 SV, 187 H, 26 HR, 127 BB, 219 K, 1.46 WHIP, .232 AVG

| | | | | | | | | | | | | | | STORM CHASERS | | | | OPPONENT | | | |
|---|--------|--------------|-------------------------------------|----------------|-----------|------------------|-----------------|-------------------|-------|-----------|------|--------|-----------|---------------|----|---|----|----------|----|---|----|
| GM # | JULY | OPPONENT | SCORE | RECORD | STANDINGS | WIN | LOSS | SAVE | TEMP. | 1ST PITCH | TIME | ATT. | HOME ATT. | R | H | E | LO | R | H | E | LO |
| 76. | 7/1 | IOWA | PPD/Rain (Made up July 2, 6-2 loss) | | | | | | | | | | | | | | | | | | |
| 76. | 7/2 G1 | IOWA | W, 11-1 (7) | 2 - 2, 40 - 36 | 8th -1.5 | J. Bowlan (2-0) | C. Clarke (0-3) | - | 84° | 2:07 PM | 2:20 | - | 143,341 | 11 | 16 | 0 | 6 | 1 | 4 | 0 | 8 |
| 77. | 7/2 G2 | IOWA | L, 6-2 (7) | 2 - 3, 40 - 37 | 13th -3.0 | N. Neidert (4-3) | C. Ragans (0-1) | - | 87° | 5:06 PM | 1:46 | 6,764 | 150,105 | 2 | 6 | 0 | 3 | 6 | 10 | 0 | 3 |
| 78. | 7/3 | IOWA | L, 7-6 | 2 - 4, 40 - 38 | 14th -4.0 | B. Brown (4-5) | A. Zerpa (0-1) | M. Rodríguez (10) | 88° | 7:08 PM | 2:41 | 9,023 | 159,128 | 6 | 5 | 1 | 5 | 7 | 9 | 1 | 5 |
| 79. | 7/4 | @ Gwinnett | L, 3-2 | 2 - 5, 40 - 39 | 15th -4.0 | R. Muñoz (2-2) | J. Kowar (2-5) | G. Holmes (5) | 88° | 7:07 PM | 2:14 | 10,067 | | 1 | 3 | 1 | 0 | 3 | 4 | 0 | 6 |
| 80. | 7/5 | @ Gwinnett | | | | | | | | | | | | | | | | | | | |
| 81. | 7/6 | @ Gwinnett | | | | | | | | | | | | | | | | | | | |
| 82. | 7/7 | @ Gwinnett | | | | | | | | | | | | | | | | | | | |
| 83. | 7/8 | @ Gwinnett | | | | | | | | | | | | | | | | | | | |
| 84. | 7/9 | @ Gwinnett | | | | | | | | | | | | | | | | | | | |
| 85. | 7/14 | INDIANAPOLIS | | | | | | | | | | | | | | | | | | | |
| 86. | 7/15 | INDIANAPOLIS | | | | | | | | | | | | | | | | | | | |
| 87. | 7/16 | INDIANAPOLIS | | | | | | | | | | | | | | | | | | | |
| 88. | 7/18 | ST. PAUL | | | | | | | | | | | | | | | | | | | |
| 89. | 7/19 | ST. PAUL | | | | | | | | | | | | | | | | | | | |
| 90. | 7/20 | ST. PAUL | | | | | | | | | | | | | | | | | | | |
| 91. | 7/21 | ST. PAUL | | | | | | | | | | | | | | | | | | | |
| 92. | 7/22 | ST. PAUL | | | | | | | | | | | | | | | | | | | |
| 93. | 7/23 | ST. PAUL | | | | | | | | | | | | | | | | | | | |
| 94. | 7/25 | @ Columbus | | | | | | | | | | | | | | | | | | | |
| 95. | 7/26 | @ Columbus | | | | | | | | | | | | | | | | | | | |
| 96. | 7/27 | @ Columbus | | | | | | | | | | | | | | | | | | | |
| 97. | 7/28 | @ Columbus | | | | | | | | | | | | | | | | | | | |
| 98. | 7/29 | @ Columbus | | | | | | | | | | | | | | | | | | | |
| 99. | 7/30 | @ Columbus | | | | | | | | | | | | | | | | | | | |
| JULY Hitting Results: TBD // JULY Pitching Results: TBD | | | | | | | | | | | | | | | | | | | | | |

JULY Hitting Results: TBD // JULY Pitching Results: TBD

| GM # | AUGUST | OPPONENT | SCORE | RECORD | STANDINGS | WIN | LOSS | SAVE | TEMP. | 1ST PITCH | TIME | ATT. | HOME ATT. | STORM CHASERS | | | | OPPONENT | | | |
|------|--------|--------------|-------|--------|-----------|-----|------|------|-------|-----------|------|------|-----------|---------------|---|---|----|----------|---|---|----|
| | | | | | | | | | | | | | | R | H | E | LO | R | H | E | LO |
| 100. | 8/1 | @ Louisville | | | | | | | | | | | | | | | | | | | |
| 101. | 8/2 | @ Louisville | | | | | | | | | | | | | | | | | | | |
| 102. | 8/3 | @ Louisville | | | | | | | | | | | | | | | | | | | |
| 103. | 8/4 | @ Louisville | | | | | | | | | | | | | | | | | | | |
| 104. | 8/5 | @ Louisville | | | | | | | | | | | | | | | | | | | |
| 105. | 8/6 | @ Louisville | | | | | | | | | | | | | | | | | | | |
| 106. | 8/8 | IOWA | | | | | | | | | | | | | | | | | | | |
| 107. | 8/9 | IOWA | | | | | | | | | | | | | | | | | | | |
| 108. | 8/10 | IOWA | | | | | | | | | | | | | | | | | | | |
| 109. | 8/11 | IOWA | | | | | | | | | | | | | | | | | | | |
| 110. | 8/12 | IOWA | | | | | | | | | | | | | | | | | | | |
| 111. | 8/13 | IOWA | | | | | | | | | | | | | | | | | | | |
| 112. | 8/15 | @ Toledo | | | | | | | | | | | | | | | | | | | |
| 113. | 8/16 | @ Toledo | | | | | | | | | | | | | | | | | | | |
| 114. | 8/17 | @ Toledo | | | | | | | | | | | | | | | | | | | |
| 115. | 8/18 | @ Toledo | | | | | | | | | | | | | | | | | | | |
| 116. | 8/19 | @ Toledo | | | | | | | | | | | | | | | | | | | |
| 117. | 8/20 | @ Toledo | | | | | | | | | | | | | | | | | | | |
| 118. | 8/22 | ST. PAUL | | | | | | | | | | | | | | | | | | | |
| 119. | 8/23 | ST. PAUL | | | | | | | | | | | | | | | | | | | |
| 120. | 8/24 | ST. PAUL | | | | | | | | | | | | | | | | | | | |
| 121. | 8/25 | ST. PAUL | | | | | | | | | | | | | | | | | | | |
| 122. | 8/26 | ST. PAUL | | | | | | | | | | | | | | | | | | | |
| 123. | 8/27 | ST. PAUL | | | | | | | | | | | | | | | | | | | |
| 124. | 8/29 | LOUISVILLE | | | | | | | | | | | | | | | | | | | |
| 125. | 8/30 | LOUISVILLE | | | | | | | | | | | | | | | | | | | |
| 126. | 8/31 | LOUISVILLE | | | | | | | | | | | | | | | | | | | |

AUGUST Hitting Results: TBD // AUGUST Pitching Results: TBD

| GM # | SEPTEMBER | OPPONENT | SCORE | RECORD | STANDINGS | WIN | LOSS | SAVE | TEMP. | 1ST PITCH | TIME | ATT. | HOME ATT. | STORM CHASERS | | | | OPPONENT | | | |
|------|-----------|--------------|-------|--------|-----------|-----|------|------|-------|-----------|------|------|-----------|---------------|---|---|----|----------|---|---|----|
| | | | | | | | | | | | | | | R | H | E | LO | R | H | E | LO |
| 127. | 9/1 | LOUISVILLE | | | | | | | | | | | | | | | | | | | |
| 128. | 9/2 | LOUISVILLE | | | | | | | | | | | | | | | | | | | |
| 129. | 9/3 | LOUISVILLE | | | | | | | | | | | | | | | | | | | |
| 130. | 9/5 | @ Iowa | | | | | | | | | | | | | | | | | | | |
| 131. | 9/6 | @ Iowa | | | | | | | | | | | | | | | | | | | |
| 132. | 9/7 | @ Iowa | | | | | | | | | | | | | | | | | | | |
| 133. | 9/8 | @ Iowa | | | | | | | | | | | | | | | | | | | |
| 134. | 9/9 | @ Iowa | | | | | | | | | | | | | | | | | | | |
| 135. | 9/10 | @ Iowa | | | | | | | | | | | | | | | | | | | |
| 136. | 9/12 | INDIANAPOLIS | | | | | | | | | | | | | | | | | | | |
| 137. | 9/13 | INDIANAPOLIS | | | | | | | | | | | | | | | | | | | |
| 138. | 9/14 | INDIANAPOLIS | | | | | | | | | | | | | | | | | | | |
| 139. | 9/15 | INDIANAPOLIS | | | | | | | | | | | | | | | | | | | |
| 140. | 9/16 | INDIANAPOLIS | | | | | | | | | | | | | | | | | | | |
| 141. | 9/17 | INDIANAPOLIS | | | | | | | | | | | | | | | | | | | |
| 142. | 9/19 | @ Columbus | | | | | | | | | | | | | | | | | | | |
| 143. | 9/20 | @ Columbus | | | | | | | | | | | | | | | | | | | |
| 144. | 9/21 | @ Columbus | | | | | | | | | | | | | | | | | | | |
| 145. | 9/22 | @ Columbus | | | | | | | | | | | | | | | | | | | |
| 146. | 9/23 | @ Columbus | | | | | | | | | | | | | | | | | | | |
| 147. | 9/24 | @ Columbus | | | | | | | | | | | | | | | | | | | |

SEPTEMBER Hitting Results: TBD // SEPTEMBER Pitching Results: TBD

LF

Tucker Bradley, 38 (20-18)
Dairon Blanco, 11 (6-5)
Samad Taylor, 9 (6-3)
Brewer Hicklen, 8 (2-6)
John Rave, 7 (4-3)
Nick Pratto, 3 (1-2)
Franmil Reyes, 1 (1-0)
Tyler Gentry, 1 (0-1)

CF

Dairon Blanco, 26 (13-13)
Drew Waters, 12 (7-5)
Samad Taylor, 11 (2-9)
Nate Eaton, 9 (5-4)
Kyle Isbel, 8 (6-2)
John Rave, 8 (4-4)
Brewer Hicklen, 4 (2-2)

RF

Tyler Gentry, 66 (32-34)
Dairon Blanco, 4 (4-0)
Nate Eaton, 4 (2-2)
CJ Alexander, 4 (1-3)
John Rave, 1 (1-0)

SS

Angelo Castellano, 38 (15-24)
Maikel Garcia, 14 (8-6)
Adeiny Hechavarria, 13 (8-5)
Clay Dungan, 9 (5-4)
Jermaine Palacios, 2 (2-0)
Johan Camargo, 1 (1-0)
Nicky Lopez, 1 (1-0)

2B

Samad Taylor, 38 (21-17)
Clay Dungan, 14 (10-4)
Nick Loftin, 9 (1-8)
Nate Eaton, 7 (3-4)
Angelo Castellano, 5 (2-3)
Johan Camargo, 3 (2-1)
Michael Massey, 2 (1-1)
Nicky Lopez, 1 (0-1)

3B

Nick Loftin, 32 (18-14)
Maikel Garcia, 10 (2-8)
Johan Camargo, 8 (5-3)
Clay Dungan, 8 (5-3)
Jermaine Palacios, 8 (5-3)
Nate Eaton, 6 (2-4)
Angelo Castellano, 4 (3-1)
Samad Taylor, 2 (0-2)
Nicky Lopez, 1 (0-1)

SP

Jonathan Heasley, 13 (7-6)
Drew Parrish, 12 (7-5)
Max Castillo, 11 (3-8)
Austin Cox, 8 (4-4)
Mike Mayers, 8 (3-5)
Anthony Veneziano, 6 (4-2)
Daniel Lynch, 4 (3-1)
Daniel Mengden, 3 (3-0)
Alec Marsh, 3 (2-1)
Ryan Yarbrough, 3 (1-2)
Angel Zepa, 2 (0-2)
Jonathan Bowlan, 1 (1-0)
Brad Keller, 1 (1-0)
James McArthur, 1 (1-0)
Jackson Kowar, 1 (0-1)
Marcelo Martinez, 1 (0-1)
Cole Ragans, 1 (0-1)

1B

CJ Alexander, 26 (13-13)
Logan Porter, 19 (12-7)
Nick Pratto, 16 (6-10)
Angelo Castellano, 7 (5-2)
Greyson Jenista, 3 (1-2)
Matt Beaty, 2 (2-0)
Johan Camargo, 2 (1-1)
Paxton Wallace, 2 (1-1)
Jermaine Palacios, 2 (0-2)

DH

Brewer Hicklen, 29 (20-9)
CJ Alexander, 10 (6-4)
Dairon Blanco, 7 (4-3)
Tucker Bradley, 6 (4-2)
Tyler Gentry, 5 (2-3)
Logan Porter, 4 (1-3)
Jakson Reetz, 3 (1-2)
Franmil Reyes, 3 (1-2)
Nick Loftin, 3 (0-3)
Johan Camargo, 2 (0-2)
Freddy Fermin, 2 (0-2)
Matt Beaty, 1 (1-0)
Kyle Isbel, 1 (1-0)
Nate Eaton, 1 (0-1)
Michael Massey, 1 (0-1)
Samad Taylor, 1 (0-1)

C

Logan Porter, 37 (18-19)
Jakson Reetz, 23 (12-11)
Freddy Fermin, 12 (6-6)
José Briceño, 7 (4-3)

| 1 | 2 | 3 | 4 | 5 | 6 | 7 | 8 | 9 |
|--|---|---|---|--|--|---|--|---|
| Samad Taylor, 42 (17-25) Drew Waters, 12 (7-5) Dairon Blanco, 9 (7-2) Brewer Hicklen, 9 (6-3) Nate Eaton, 3 (2-1) John Rave, 3 (1-2) Tucker Bradley, 1 (0-1) | Maikel Garcia, 24 (10-14) Samad Taylor, 16 (11-5) Kyle Isbel, 9 (7-2) Nate Eaton, 9 (3-6) Nick Loftin, 7 (3-4) John Rave, 4 (3-1) Nicky Lopez, 3 (1-2) Michael Massey, 2 (1-1) Clay Dungan, 1 (1-0) CJ Alexander, 1 (0-1) Tucker Bradley, 1 (0-1) Adeiny Hechavarria, 1 (0-1) Logan Porter, 1 (0-1) | Tyler Gentry, 57 (28-29) Nick Loftin, 5 (3-2) Nick Pratto, 4 (3-1) Logan Porter, 4 (2-2) John Rave, 3 (1-2) Samad Taylor, 3 (1-2) Matt Beaty, 1 (1-0) Nate Eaton, 1 (0-1) Michael Massey, 1 (0-1) | Logan Porter, 24 (12-12) Nick Pratto, 14 (5-9) Tyler Gentry, 10 (5-5) Johan Camargo, 6 (2-2) CJ Alexander, 7 (4-3) Nate Eaton, 6 (3-3) Franmil Reyes, 4 (2-2) Nick Loftin, 3 (1-2) Matt Beaty, 1 (1-0) Freddy Fermin, 1 (1-0) Brewer Hicklen, 1 (0-1) | Nick Loftin, 25 (9-16) Logan Porter, 11 (8-3) CJ Alexander, 9 (7-2) Nate Eaton, 6 (3-3) Tucker Bradley, 5 (2-3) Clay Dungan, 4 (3-1) Brewer Hicklen, 4 (3-1) John Rave, 4 (2-2) Johan Camargo, 4 (1-3) Jakson Reetz, 2 (2-0) Dairon Blanco, 1 (0-1) Freddy Fermin, 1 (0-1) Tyler Gentry, 1 (0-1) Greyson Jenista, 1 (0-1) Nick Pratto, 1 (0-1) | Logan Porter, 16 (6-10) CJ Alexander, 15 (6-9) Brewer Hicklen, 10 (6-4) Jakson Reetz, 8 (3-5) Dairon Blanco, 4 (2-2) Nick Loftin, 4 (2-2) Tyler Gentry, 4 (1-3) Jermaine Palacios, 3 (3-0) Adeiny Hechavarria, 3 (2-1) Freddy Fermin, 2 (2-0) Clay Dungan, 2 (1-1) Nate Eaton, 2 (1-1) Matt Beaty, 1 (1-0) Tucker Bradley, 1 (1-0) José Briceño, 1 (1-0) Greyson Jenista, 1 (1-0) John Rave, 1 (1-0) Johan Camargo, 1 (0-1) | Dairon Blanco, 17 (9-8) Jakson Reetz, 11 (6-5) Brewer Hicklen, 10 (4-6) Freddy Fermin, 10 (3-7) Adeiny Hechavarria, 7 (5-2) Jermaine Palacios, 6 (2-4) Clay Dungan, 5 (4-1) CJ Alexander, 5 (3-2) Logan Porter, 4 (2-2) Tucker Bradley, 1 (1-0) Nate Eaton, 1 (1-0) Greyson Jenista, 1 (0-1) Johan Camargo, 1 (0-1) | Clay Dungan, 15 (9-6) Dairon Blanco, 15 (7-8) Tucker Bradley, 12 (6-6) Angelo Castellano, 8 (4-4) Brewer Hicklen, 7 (3-4) José Briceño, 6 (3-3) Jakson Reetz, 5 (2-3) CJ Alexander, 3 (0-3) Jermaine Palacios, 2 (2-0) Adeiny Hechavarria, 2 (1-1) Paxton Wallace, 2 (1-1) Johan Camargo, 1 (1-0) John Rave, 1 (1-0) | Angelo Castellano, 48 (21-27) Tucker Bradley, 23 (14-9) Clay Dungan, 4 (2-2) Dairon Blanco, 2 (2-0) Brewer Hicklen, 1 (1-0) Jermaine Palacios, 1 (0-1) |

| PLAYER | GS | POSITION | | | | | | | | | | BATTING ORDER | | | | | | | | |
|--------------------|----|----------|----|----|----|----|----|----|----|----|----|---------------|-----|-----|-----|-----|-----|-----|-----|-----|
| | | C | 1B | 2B | 3B | SS | LF | CF | RF | OF | DH | 1ST | 2ND | 3RD | 4TH | 5TH | 6TH | 7TH | 8TH | 9TH |
| Tyler Gentry | 72 | | | | | 1 | | | 66 | 67 | 5 | | | 57 | 10 | 1 | 4 | | | |
| Samad Taylor | 61 | | | 38 | 2 | | 9 | 11 | | 20 | 1 | 42 | 16 | 3 | | | | | | |
| Logan Porter | 61 | 37 | 20 | | | | | | | | 4 | | 1 | 4 | 25 | 11 | 16 | 4 | | |
| Angelo Castellano | 56 | | 7 | 5 | 5 | 39 | | | | | | | | | | | | | 8 | 48 |
| Dairon Blanco | 48 | | | | | | 11 | 26 | 4 | 41 | 7 | 9 | | | | 1 | 4 | 17 | 15 | 2 |
| Nick Loftin | 44 | | | 9 | 32 | | | | | | 3 | | 7 | 5 | 3 | 25 | 4 | | | |
| Tucker Bradley | 44 | | | | | | 38 | | | 38 | 6 | 1 | 1 | | | 5 | 1 | 1 | 12 | 23 |
| Brewer Hicklen | 42 | | | | | | 9 | 4 | | 13 | 29 | 9 | | | 1 | 4 | 10 | 10 | 7 | 1 |
| CJ Alexander | 40 | | 26 | | | | | | 4 | 4 | 10 | | 1 | | 7 | 9 | 15 | 5 | 3 | |
| Clay Dungan | 31 | | | 14 | 8 | 9 | | | | | | | 1 | | | 4 | 2 | 5 | 15 | 4 |
| Nate Eaton | 28 | | | 7 | 6 | | | 10 | 4 | 14 | 1 | 3 | 9 | 1 | 6 | 6 | 2 | 1 | | |
| Jakson Reetz | 26 | 23 | | | | | | | | | 3 | | | | | 2 | 8 | 11 | 5 | |
| Maikel Garcia | 24 | | | | 10 | 14 | | | | | | | 24 | | | | | | | |
| Nick Pratto | 18 | | 15 | | | | 3 | | | 3 | | | 4 | 13 | 1 | | | | | |
| John Rave | 16 | | | | | | 7 | 8 | 1 | 16 | | 3 | 4 | 3 | | 4 | 1 | | 1 | |
| Johan Camargo | 15 | | 2 | 3 | 7 | 1 | | | | | 2 | | | | 8 | 4 | 1 | 1 | 1 | |
| Freddy Fermin | 14 | 12 | | | | | | | | | 2 | | | | 1 | 1 | 2 | 10 | | |
| Adeiny Hechavarria | 13 | | | | | 13 | | | | | | | 1 | | | | 3 | 7 | 2 | |
| Jermaine Palacios | 12 | | 2 | | 8 | 2 | | | | | | | | | | | 3 | 6 | 2 | 1 |
| Drew Waters | 12 | | | | | | | 12 | | 12 | | 12 | | | | | | | | |
| Kyle Isbel | 9 | | | | | | | 8 | | 8 | 1 | | 9 | | | | | | | |
| José Briceño | 7 | 7 | | | | | | | | | | | | | | | 1 | | 6 | |
| Franmil Reyes | 4 | | | | | | 1 | | | 1 | 3 | | | | 4 | | | | | |
| Nicky Lopez | 3 | | | 1 | 1 | 1 | | | | | | | 3 | | | | | | | |
| Greyson Jenista | 3 | | 3 | | | | | | | | | | | | | 1 | 1 | 1 | | |
| Matt Beaty | 3 | | 2 | | | | | | | | 1 | | | 1 | 1 | | 1 | | | |
| Michael Massey | 3 | | | 2 | | | | | | | 1 | | 2 | 1 | | | | | | |
| Paxton Wallace | 2 | | 2 | | | | | | | | | | | | | | | | 2 | |

OF LINEUP COMBOS

79 Games

77 Unique Lineup Combinations Used

MOST USED LINEUP (2, 2x)

| PLAYER | Pos. |
|-----------------------|------|
| 1. Brewer Hicklen | DH |
| 2. John Rave | CF |
| 3. Logan Porter | C |
| 4. Nate Eaton | 2B |
| 5. Tucker Bradley | LF |
| 6. Tyler Gentry | RF |
| 7. Adeiny Hechavarria | SS |
| 8. Clay Dungan | 3B |
| 9. Angelo Castellano | 1B |

STORM CHASERS POSITION PRODUCTION

| | AVG | AB | H | TB | 2B | 3B | HR | RBI | BB | SO | OBP | SLG | OPS | SAC | SF | HBP | GIDP |
|----|------|-----|----|-----|----|----|----|-----|----|----|------|------|------|-----|----|-----|------|
| C | .277 | 282 | 78 | 124 | 19 | 0 | 9 | 37 | 44 | 84 | .381 | .440 | .821 | 0 | 2 | 5 | 8 |
| 1B | .240 | 304 | 73 | 143 | 15 | 2 | 17 | 51 | 30 | 87 | .309 | .470 | .779 | 0 | 4 | 2 | 7 |
| 2B | .263 | 300 | 79 | 123 | 16 | 2 | 8 | 42 | 44 | 67 | .362 | .410 | .772 | 1 | 5 | 5 | 7 |
| 3B | .289 | 294 | 85 | 138 | 20 | 0 | 11 | 57 | 44 | 57 | .380 | .469 | .849 | 1 | 5 | 2 | 12 |
| SS | .237 | 274 | 65 | 101 | 15 | 0 | 7 | 46 | 42 | 65 | .338 | .369 | .707 | 0 | 3 | 1 | 4 |
| LF | .276 | 272 | 75 | 122 | 17 | 3 | 8 | 47 | 43 | 72 | .380 | .449 | .829 | 2 | 5 | 6 | 11 |
| CF | .326 | 304 | 99 | 161 | 24 | 4 | 10 | 42 | 40 | 67 | .419 | .530 | .949 | 2 | 2 | 10 | 13 |
| RF | .238 | 307 | 73 | 122 | 20 | 1 | 9 | 47 | 41 | 86 | .339 | .397 | .736 | 1 | 4 | 8 | 6 |
| DH | .263 | 297 | 78 | 131 | 21 | 1 | 10 | 46 | 36 | 92 | .350 | .441 | .791 | 2 | 2 | 5 | 6 |

STORM CHASERS BATTING ORDER PRODUCTION

| | AVG | AB | H | TB | 2B | 3B | HR | RBI | BB | SO | OBP | SLG | OPS | SAC | SF | HBP | GIDP |
|-----|------|-----|-----|-----|----|----|----|-----|----|----|------|------|------|-----|----|-----|------|
| 1st | .306 | 327 | 100 | 159 | 22 | 5 | 9 | 49 | 38 | 76 | .384 | .486 | .870 | 1 | 6 | 7 | 9 |
| 2nd | .260 | 308 | 80 | 130 | 24 | 1 | 8 | 51 | 52 | 74 | .365 | .422 | .787 | 1 | 5 | 2 | 9 |
| 3rd | .259 | 301 | 78 | 122 | 19 | 2 | 7 | 56 | 50 | 80 | .375 | .405 | .780 | 1 | 5 | 9 | 8 |
| 4th | .253 | 316 | 80 | 140 | 16 | 1 | 14 | 45 | 31 | 84 | .321 | .443 | .764 | 0 | 5 | 3 | 8 |
| 5th | .264 | 311 | 82 | 141 | 15 | 1 | 14 | 52 | 27 | 70 | .328 | .453 | .781 | 1 | 3 | 4 | 11 |
| 6th | .296 | 294 | 87 | 160 | 26 | 1 | 15 | 42 | 32 | 82 | .370 | .544 | .914 | 0 | 2 | 4 | 6 |
| 7th | .227 | 273 | 62 | 107 | 16 | 1 | 9 | 46 | 41 | 79 | .339 | .392 | .731 | 2 | 2 | 6 | 9 |
| 8th | .261 | 249 | 65 | 92 | 12 | 0 | 5 | 27 | 56 | 74 | .411 | .369 | .780 | 1 | 2 | 9 | 5 |
| 9th | .270 | 267 | 72 | 116 | 18 | 1 | 8 | 49 | 37 | 65 | .356 | .434 | .790 | 2 | 2 | 0 | 9 |

OUTFIELD ASSIST LOG (20)

| # | OUTFIELDER | Pos. | GAME | INNING | BASE | PITCHER | BATTER | RUNNER OUT | PLAY |
|-----|----------------|------|--------------------|--------|------|-------------------|--------------------|--------------------|--|
| 1. | Tucker Bradley | LF | 4/4 vs. Toledo | ▲ 6 | 3rd | Brooks Kriske | Akil Baddoo | Akil Baddoo | Baddoo 3-RBI double, out at 3rd (7-6-5) |
| 2. | Tyler Gentry | RF | 4/14 @ Iowa | ▼ 5 | Home | Andrés Núñez | Matt Mervis | Christopher Morel | Mervis double, Morel out at home (9-4-2) |
| 3. | Dairon Blanco | CF | 4/19 vs. Gwinnett | ▲ 3 | 2nd | Jonathan Heasley | Hendrik Clementina | Hendrik Clementina | Clementina RBI single, out at 2nd (8-4) |
| 4. | Samad Taylor | CF | 4/26 @ Nashville | ▼ 5 | 2nd | Max Castillo | Andruw Monasterio | Andruw Monasterio | Monasterio single, out at 2nd (8-5-3-5) |
| 5. | Nate Eaton | CF | 4/27 @ Nashville | ▼ 1 | Home | Austin Cox | Keston Hiura | Andruw Monasterio | Hiura single, Monasterio out at home (8-2) |
| 6. | Dairon Blanco | LF | 4/28 @ Nashville | ▼ 8 | 2nd | Jackson Kowar | Keston Hiura | Keston Hiura | Hiura 2-RBI single, out at 2nd (7-2-4) |
| 7. | Brewer Hicklen | LF | 5/2 vs. Louisville | ▲ 5 | 2nd | Max Castillo | Matt McLain | Matt McLain | McLain 2-RBI single, out at 2nd (7-5-4-3-5) |
| 8. | Dairon Blanco | CF | 5/5 vs. Louisville | ▲ 4 | Home | Mike Mayers | Nick Martini | Will Benson | Martini flies out to CF, Benson out at home (8-2) |
| 9. | Franmil Reyes | RF | 5/6 vs. Louisville | ▲ 6 | 2nd | Collin Snider | Matt McLain | Matt McLain | McLain RBI double, out at 2nd (7-6-4-5) |
| 10. | Tyler Gentry | RF | 5/11 @ Scranton/WB | ▼ 9 | Home | Nick Wittgren | Billy McKinney | Michael Hermosillo | McKinney RBI single, Hermosillo out at home (9-5-2) |
| 11. | Drew Waters | CF | 5/20 vs. Toledo | ▲ 6 | 3rd | Walter Pennington | Parker Meadows | Jermaine Palacios | Meadows sacrifice fly DP, Palacios out at 3rd (8-6) |
| 12. | Tucker Bradley | LF | 5/25 @ St. Paul | ▼ 5 | 2nd | Jackson Kowar | Chris Williams | Chris Williams | Williams RBI single, out at 2nd (7-5-3-4-3) |
| 13. | Dairon Blanco | RF | 5/26 @ St. Paul | ▼ 3 | 2nd | Drew Parrish | Andrew Stevenson | Tony Wolters | Stevenson flies into a double play, Wolters out at 2nd (9-6) |
| 14. | Tyler Gentry | RF | 5/27 @ St. Paul | ▼ 1 | 3rd | Jonathan Heasley | Jose Miranda | Andrew Stevenson | Miranda flies into a double play, Stevenson out at 3rd (9-1-5) |
| 15. | Tyler Gentry | RF | 5/28 @ St. Paul | ▼ 3 | Home | Max Castillo | Jose Miranda | Alex De Goti | Miranda lines into a double play, De Goti out at 3rd (9-2) |
| 16. | Brewer Hicklen | LF | 5/28 @ St. Paul | ▼ 7 | Home | Jackson Kowar | Jose Miranda | Andrew Stevenson | Miranda RBI single, Stevenson scores, Reetz Error (7-2) |
| 17. | Nate Eaton | RF | 6/4 vs. Memphis | ▲ 9 | 2nd | Jonah Dipoto | Juniel Querecuto | Juniel Querecuto | Querecuto RBI single, out at 2nd (9-6) |
| 18. | Brewer Hicklen | CF | 6/8 @ Indianapolis | ▼ 5 | 2nd | Drew Parrish | Henry Davis | Henry Davis | Davis single, out at 2nd (8-4) |
| 19. | John Rave | LF | 6/20 @ Rochester | ▼ 1 | 2nd | Alec Marsh | Nomar Mazara | Nomar Mazara | Mazara RBI single, out at 2nd (7-2-4) |
| 20. | Nate Eaton | CF | 7/2 vs. Iowa [G1] | ▲ 2 | 2nd | Brad Keller | Edwin Rios | Edwin Rios | Rios Single, out at 2nd (8-4) |

BY PLAYER

| | | |
|--------------------|----|---|
| | LF | 1 |
| DAIRON BLANCO (4) | CF | 2 |
| | RF | 1 |
| TYLER GENTRY (4) | RF | 4 |
| NATE EATON (3) | CF | 2 |
| | RF | 1 |
| BREWER HICKLEN (3) | LF | 2 |
| | CF | 1 |
| TUCKER BRADLEY (2) | LF | 2 |
| JOHN RAVE (1) | LF | 1 |
| FRANMIL REYES (1) | LF | 1 |
| SAMAD TAYLOR (1) | CF | 1 |
| DREW WATERS (1) | CF | 1 |



| DATE | OPPONENT | RESULT | SP | C | 1B | 2B | 3B | SS | LF | CF | RF | DH |
|----------|----------------|--------------|-------------------|------------------|-------------------|-------------------|-------------------|--------------------|-------------------|----------------|-------------------|----------------|
| 3/31 | @ Indianapolis | W, 8-6 | Mike Mayers | Freddy Fermin | Nick Pratto | Samad Taylor | Nick Loftin | Maikel Garcia | Tucker Bradley | Dairon Blanco | Tyler Gentry | CJ Alexander |
| 4/1 | @ Indianapolis | W, 12-1 | Austin Cox | Jonathan Heasley | Nick Pratto | Angelo Castellano | Nick Loftin | Maikel Garcia | Tucker Bradley | Dairon Blanco | Tyler Gentry | CJ Alexander |
| 4/4 | TOLEDO | L, 9-2 | Max Castillo | Freddy Fermin | Nick Pratto | Samad Taylor | Nick Loftin | Maikel Garcia | Tucker Bradley | Dairon Blanco | Tyler Gentry | CJ Alexander |
| 4/5 | TOLEDO | L, 7-6 | Mike Mayers | Jackson Reetz | Logan Porter | Angelo Castellano | Nick Loftin | Maikel Garcia | Dairon Blanco | Samad Taylor | Tyler Gentry | Freddy Fermin |
| 4/6 | TOLEDO | L, 8-5 | Jackson Kowar | Freddy Fermin | CJ Alexander | Samad Taylor | Nick Loftin | Maikel Garcia | Tucker Bradley | Dairon Blanco | Tyler Gentry | Logan Porter |
| 4/7 | TOLEDO | W, 5-4 | Jonathan Heasley | Freddy Fermin | Logan Porter | Samad Taylor | Angelo Castellano | Maikel Garcia | Tucker Bradley | Dairon Blanco | CJ Alexander | Tyler Gentry |
| 4/8 | TOLEDO | W, 13-8 | Drew Parrish | Freddy Fermin | Nick Pratto | Samad Taylor | Maikel Garcia | Angelo Castellano | Tucker Bradley | Dairon Blanco | Tyler Gentry | CJ Alexander |
| 4/9 | TOLEDO | L, 8-2 | Max Castillo | Logan Porter | Nick Pratto | Samad Taylor | Angelo Castellano | Maikel Garcia | Tyler Gentry | Dairon Blanco | CJ Alexander | Jackson Reetz |
| 4/11 | @ Iowa | L, 9-6 | Mike Mayers | Freddy Fermin | Nick Pratto | Samad Taylor | Nick Loftin | Maikel Garcia | Tucker Bradley | Dairon Blanco | Tyler Gentry | Logan Porter |
| 4/12 | @ Iowa | W, 10-6 | Austin Cox | Logan Porter | Nick Pratto | Samad Taylor | Nick Loftin | Maikel Garcia | Tucker Bradley | Dairon Blanco | Tyler Gentry | CJ Alexander |
| 4/13 | @ Iowa | L, 5-0 | Jonathan Heasley | Freddy Fermin | Nick Pratto | Samad Taylor | Nick Loftin | Maikel Garcia | Tucker Bradley | Dairon Blanco | Tyler Gentry | CJ Alexander |
| 4/14 | @ Iowa | W, 11-8 | Drew Parrish | Freddy Fermin | CJ Alexander | Angelo Castellano | Nick Loftin | Maikel Garcia | Dairon Blanco | Samad Taylor | Tyler Gentry | Logan Porter |
| 4/18 | WINNETT | L, 4-1 | Mike Mayers | Freddy Fermin | Logan Porter | Nick Loftin | Maikel Garcia | Angelo Castellano | Nick Pratto | Samad Taylor | CJ Alexander | Tyler Gentry |
| 4/19 | WINNETT | L, 6-2 | Jonathan Heasley | Logan Porter | Nick Pratto | Samad Taylor | Nick Loftin | Angelo Castellano | Tucker Bradley | Dairon Blanco | Jackson Reetz | Logan Porter |
| 4/20 | WINNETT | W, 10-5 | Max Castillo | Freddy Fermin | Nick Pratto | Samad Taylor | Nick Loftin | Maikel Garcia | Tucker Bradley | Dairon Blanco | Tyler Gentry | Logan Porter |
| 4/21 | WINNETT | L, 7-3 | Austin Cox | Jackson Reetz | Nick Pratto | Nick Loftin | Maikel Garcia | Angelo Castellano | Tucker Bradley | Samad Taylor | Tyler Gentry | CJ Alexander |
| 4/22 | WINNETT | L, 5-2 | Drew Parrish | Logan Porter | CJ Alexander | Samad Taylor | Maikel Garcia | Angelo Castellano | Nick Pratto | Dairon Blanco | Tyler Gentry | Nick Loftin |
| 4/23 | WINNETT | W, 5-3 | Mike Mayers | Jackson Reetz | Nick Pratto | Nick Loftin | Maikel Garcia | Angelo Castellano | Tucker Bradley | Dairon Blanco | Tyler Gentry | CJ Alexander |
| 4/25 | @ Nashville | L, 8-5 | Jonathan Heasley | Logan Porter | Nick Pratto | Nick Loftin | Maikel Garcia | Angelo Castellano | Tucker Bradley | Samad Taylor | Tyler Gentry | Dairon Blanco |
| 4/26 | @ Nashville | L, 5-0 | Max Castillo | Logan Porter | Nick Pratto | Nick Loftin | Maikel Garcia | Angelo Castellano | Brewer Hicklen | Samad Taylor | Tyler Gentry | CJ Alexander |
| 4/27 | @ Nashville | W, 2-1 | Austin Cox | Jackson Reetz | CJ Alexander | Samad Taylor | Nick Loftin | Maikel Garcia | Nick Pratto | Nate Eaton | Dairon Blanco | Tyler Gentry |
| 4/28 | @ Nashville | L, 4-3 | Drew Parrish | Logan Porter | CJ Alexander | Samad Taylor | Maikel Garcia | Angelo Castellano | Dairon Blanco | Nate Eaton | Tyler Gentry | Brewer Hicklen |
| 4/29 | @ Nashville | L, 6-5 (10) | Mike Mayers | Jackson Reetz | CJ Alexander | Nick Loftin | Maikel Garcia | Angelo Castellano | Tucker Bradley | Samad Taylor | Nate Eaton | Freddy Fermin |
| 5/2 | @ Louisville | W, 10-5 | Jonathan Heasley | Freddy Fermin | Logan Porter | Samad Taylor | Nick Loftin | Maikel Garcia | Tucker Bradley | Samad Taylor | Nate Eaton | Brewer Hicklen |
| 5/3 | LOUISVILLE | L, 10-4 | Max Castillo | Jackson Reetz | Logan Porter | Samad Taylor | Nate Eaton | Angelo Castellano | Brewer Hicklen | Dairon Blanco | Tyler Gentry | Nick Loftin |
| 5/4 | LOUISVILLE | L, 7-4 | Marcelo Martinez | Logan Porter | CJ Alexander | Samad Taylor | Nick Loftin | Angelo Castellano | Tucker Bradley | Nate Eaton | Tyler Gentry | Brewer Hicklen |
| 5/5 | LOUISVILLE | L, 12-10 | Drew Parrish | Logan Porter | CJ Alexander | Samad Taylor | Nick Loftin | Angelo Castellano | Tucker Bradley | Brewer Hicklen | Tyler Gentry | Frannil Reyes |
| 5/6 | LOUISVILLE | W, 15-9 | Mike Mayers | Jackson Reetz | Logan Porter | Samad Taylor | Nick Loftin | Clay Dungan | Brewer Hicklen | Dairon Blanco | Tyler Gentry | Frannil Reyes |
| 5/7 | LOUISVILLE | L, 4-3 | Daniel Mendgen | Logan Porter | CJ Alexander | Samad Taylor | Nick Loftin | Angelo Castellano | Frannil Reyes | Dairon Blanco | Tyler Gentry | Tucker Bradley |
| 5/9 | @ Scranton/WB | L, 14-2 | Daniel Lynch | Jackson Reetz | Logan Porter | Samad Taylor | Nick Loftin | Angelo Castellano | Brewer Hicklen | Dairon Blanco | Tyler Gentry | Frannil Reyes |
| 5/10 | @ Scranton/WB | L, 14-2 | Drew Parrish | Logan Porter | CJ Alexander | Samad Taylor | Nick Loftin | Clay Dungan | Tucker Bradley | Drew Waters | Tyler Gentry | Brewer Hicklen |
| 5/11 | @ Scranton/WB | W, 3-2 (11) | Jonathan Heasley | Jackson Reetz | Logan Porter | Clay Dungan | Nick Loftin | Angelo Castellano | Brewer Hicklen | Dairon Blanco | Tyler Gentry | Samad Taylor |
| 5/12 | @ Scranton/WB | W, 3-2 | Jonathan Heasley | Logan Porter | CJ Alexander | Samad Taylor | Nick Loftin | Angelo Castellano | Tucker Bradley | Dairon Blanco | Tyler Gentry | Brewer Hicklen |
| 5/13 | @ Scranton/WB | L, 8-6 | Daniel Lynch | Jackson Reetz | CJ Alexander | Samad Taylor | Nick Loftin | Angelo Castellano | Brewer Hicklen | Drew Waters | Tyler Gentry | Dairon Blanco |
| 5/14 | @ Scranton/WB | W, 6-3 | Austin Cox | Logan Porter | CJ Alexander | Samad Taylor | Nick Loftin | Angelo Castellano | Brewer Hicklen | Drew Waters | Tyler Gentry | Tucker Bradley |
| 5/17 | TOLEDO | L, 10-0 | Drew Parrish | Jackson Reetz | CJ Alexander | Samad Taylor | Nick Loftin | Clay Dungan | Tucker Bradley | Dairon Blanco | Tyler Gentry | Brewer Hicklen |
| 5/18 | TOLEDO | W, 16-8 | Jonathan Heasley | Jackson Reetz | Logan Porter | Clay Dungan | Nick Loftin | Angelo Castellano | Samad Taylor | Drew Waters | Tyler Gentry | Samad Taylor |
| 5/19 | TOLEDO | W, 9-0 | Austin Cox | Logan Porter | CJ Alexander | Samad Taylor | Nick Loftin | Nicky Lopez | Tucker Bradley | Drew Waters | Tyler Gentry | Dairon Blanco |
| 5/20 | TOLEDO | W, 9-1 | Daniel Mendgen | Logan Porter | CJ Alexander | Clay Dungan | Nick Loftin | Angelo Castellano | Samad Taylor | Drew Waters | Tyler Gentry | Dairon Blanco |
| 5/21 | TOLEDO | L, 4-1 | Drew Parrish | Jackson Reetz | CJ Alexander | Clay Dungan | Nicky Lopez | Angelo Castellano | Samad Taylor | Drew Waters | Tyler Gentry | Nick Loftin |
| 5/22 | @ St. Paul | W, 9-4 | Jonathan Heasley | Jackson Reetz | Logan Porter | Samad Taylor | Nick Loftin | Angelo Castellano | Tucker Bradley | Drew Waters | Tyler Gentry | Brewer Hicklen |
| 5/23 | @ St. Paul | W, 6-1 | Daniel Lynch | Logan Porter | Greyson Jenista | Clay Dungan | Nicky Lopez | Angelo Castellano | Samad Taylor | Drew Waters | Tyler Gentry | Dairon Blanco |
| 5/24 | @ St. Paul | L, 6-5 | Anthony Veneziano | Jackson Reetz | Logan Porter | Nick Loftin | Sa | Angelo Castellano | Dairon Blanco | Drew Waters | Tyler Gentry | Brewer Hicklen |
| 5/25 | @ St. Paul | L, 8-6 | Austin Cox | Logan Porter | Greyson Jenista | Nick Loftin | Samad Taylor | Angelo Castellano | Tucker Bradley | Dairon Blanco | Tyler Gentry | Brewer Hicklen |
| 5/26 | @ St. Paul | W, 6-4 | Drew Parrish | Jackson Reetz | Logan Porter | Clay Dungan | Nick Loftin | Angelo Castellano | Samad Taylor | Nate Eaton | Dairon Blanco | Brewer Hicklen |
| 5/27 | @ St. Paul | W, 14-1 | Jonathan Heasley | Logan Porter | Greyson Jenista | Samad Taylor | Johan Camargo | Angelo Castellano | Samad Taylor | Nate Eaton | Tyler Gentry | Tucker Bradley |
| 5/28 | @ St. Paul | L, 10-6 | Max Castillo | Jackson Reetz | CJ Alexander | Johan Camargo | Nick Loftin | Angelo Castellano | Brewer Hicklen | Samad Taylor | Tyler Gentry | Nate Eaton |
| 5/30 | MEMPHIS | W, 6-6 | Anthony Veneziano | Logan Porter | CJ Alexander | Samad Taylor | Nick Loftin | Johan Camargo | Dairon Blanco | Nate Eaton | Tyler Gentry | Brewer Hicklen |
| 5/31 | MEMPHIS | L, 9-4 | Austin Cox | Logan Porter | Johan Camargo | Samad Taylor | Nate Eaton | Clay Dungan | Tucker Bradley | Dairon Blanco | Tyler Gentry | CJ Alexander |
| 6/1 | MEMPHIS | L, 12-6 | Jonathan Heasley | Jackson Reetz | CJ Alexander | Nate Eaton | Johan Camargo | Angelo Castellano | Samad Taylor | Brewer Hicklen | Tyler Gentry | Dairon Blanco |
| 6/2 | MEMPHIS | W, 10-9 (10) | Drew Parrish | Logan Porter | CJ Alexander | Nate Eaton | Johan Camargo | Clay Dungan | Dairon Blanco | Brewer Hicklen | Tyler Gentry | Logan Porter |
| 6/3 | MEMPHIS | L, 4-2 | Max Castillo | Jackson Reetz | Logan Porter | Samad Taylor | Nate Eaton | Angelo Castellano | Brewer Hicklen | Dairon Blanco | Tyler Gentry | Johan Camargo |
| 6/4 | MEMPHIS | L, 6-5 | Anthony Veneziano | Logan Porter | CJ Alexander | Samad Taylor | Johan Camargo | Clay Dungan | Tucker Bradley | Dairon Blanco | Nate Eaton | Tyler Gentry |
| 6/6 | @ Indianapolis | W, 4-2 | Daniel Mendgen | Jackson Reetz | Logan Porter | Johan Camargo | Nate Eaton | Angelo Castellano | Samad Taylor | Dairon Blanco | Tyler Gentry | Brewer Hicklen |
| 6/7 | @ Indianapolis | W, 9-7 | Jonathan Heasley | Logan Porter | CJ Alexander | Johan Camargo | Clay Dungan | Angelo Castellano | Samad Taylor | Dairon Blanco | Tyler Gentry | Tucker Bradley |
| 6/8 | @ Indianapolis | W, 15-7 | Drew Parrish | Logan Porter | CJ Alexander | Samad Taylor | Clay Dungan | Angelo Castellano | Tucker Bradley | Brewer Hicklen | Tyler Gentry | Dairon Blanco |
| 6/9 | @ Indianapolis | W, 6-2 | Max Castillo | Jackson Reetz | Logan Porter | Samad Taylor | Johan Camargo | Angelo Castellano | Brewer Hicklen | Dairon Blanco | Tyler Gentry | CJ Alexander |
| 6/10 | @ Indianapolis | W, 9-5 | Anthony Veneziano | Jackson Reetz | CJ Alexander | Samad Taylor | Johan Camargo | Clay Dungan | Tucker Bradley | Dairon Blanco | Tyler Gentry | Brewer Hicklen |
| 6/13 | COLUMBUS | W, 6-5 | Jonathan Heasley | Jackson Reetz | Logan Porter | Samad Taylor | Johan Camargo | Angelo Castellano | John Rave | Kyle Isbel | Tyler Gentry | Brewer Hicklen |
| 6/14 | COLUMBUS | W, 6-1 | Alec Marsh | Logan Porter | Johan Camargo | Samad Taylor | Clay Dungan | Jermaine Palacios | Tucker Bradley | John Rave | Tyler Gentry | Matt Beatty |
| 6/15 | COLUMBUS | W, 4-2 | Max Castillo | Logan Porter | Matt Beatty | Samad Taylor | Angelo Castellano | Jermaine Palacios | John Rave | Kyle Isbel | Tyler Gentry | Brewer Hicklen |
| 6/16 | COLUMBUS | W, 4-1 | Anthony Veneziano | Logan Porter | Logan Porter | Clay Dungan | Angelo Castellano | Adeiny Hechavarria | John Rave | Kyle Isbel | Tyler Gentry | Brewer Hicklen |
| 6/17 | COLUMBUS | W, 13-4 | Drew Parrish | Logan Porter | Matt Beatty | Clay Dungan | Angelo Castellano | Adeiny Hechavarria | Tucker Bradley | John Rave | Nate Eaton | Brewer Hicklen |
| 6/18 | COLUMBUS | W, 6-4 | James McArthur | Logan Porter | Logan Porter | Nate Eaton | Jermaine Palacios | Angelo Castellano | John Rave | Kyle Isbel | Tyler Gentry | Brewer Hicklen |
| 6/20 | @ Rochester | L, 5-4 | Alec Marsh | Logan Porter | Angelo Castellano | Nate Eaton | Clay Dungan | Adeiny Hechavarria | John Rave | Kyle Isbel | Tyler Gentry | Brewer Hicklen |
| 6/21 | @ Rochester | W, 7-3 | Max Castillo | Logan Porter | Logan Porter | Clay Dungan | Jermaine Palacios | Adeiny Hechavarria | Tucker Bradley | Nate Eaton | Tyler Gentry | Brewer Hicklen |
| 6/22 | @ Rochester | W, 8-4 | Jonathan Bowlan | Logan Porter | Angelo Castellano | Clay Dungan | Jermaine Palacios | Adeiny Hechavarria | Tucker Bradley | Kyle Isbel | Nate Eaton | Brewer Hicklen |
| 6/23 | @ Rochester | W, 4-2 | Anthony Veneziano | Logan Porter | Angelo Castellano | Clay Dungan | Jermaine Palacios | Adeiny Hechavarria | Tucker Bradley | Kyle Isbel | Tyler Gentry | Brewer Hicklen |
| 6/24 | @ Rochester | L, 3-2 | Brewer Hicklen | Kyle Isbel | Tyler Gentry | Logan Porter | John Rave | Adeiny Hechavarria | Jermaine Palacios | Jose Briceño | Angelo Castellano | Brewer Hicklen |
| 6/25 | @ Rochester | W, 7-3 | Alec Marsh | Logan Porter | Paxton Wallace | Clay Dungan | Jermaine Palacios | Adeiny Hechavarria | John Rave | Tyler Gentry | Tyler Gentry | Kyle Isbel |
| 6/28 | IOWA | L, 9-2 | Angel Zerpa | Logan Porter | Angelo Castellano | Nate Eaton | Clay Dungan | Adeiny Hechavarria | Tucker Bradley | John Rave | Tyler Gentry | Brewer Hicklen |
| 6/29 | IOWA | W, 8-5 | Ryan Yarbrough | Logan Porter | Angelo Castellano | Nate Eaton | Clay Dungan | Adeiny Hechavarria | Tucker Bradley | John Rave | Tyler Gentry | Brewer Hicklen |
| 7/1 | IOWA | L, 6-5 | Max Castillo | Logan Porter | Jermaine Palacios | Nate Eaton | Michael Massey | Angelo Castellano | Tucker Bradley | John Rave | Tyler Gentry | Brewer Hicklen |
| 7/2 | IOWA | W, 11-1 (7) | Brad Keller | Logan Porter | Angelo Castellano | Clay Dungan | Michael Massey | Adeiny Hechavarria | Tucker Bradley | Nate Eaton | John Rave | Brewer Hicklen |
| 7/2 [61] | IOWA | L, 6-2 (7) | Cole Ragans | Logan Porter | Paxton Wallace | Clay Dungan | Jermaine Palacios | Angelo Castellano | John Rave | Nate Eaton | Tyler Gentry | Tucker Bradley |
| 7/3 | IOWA | L, 7-6 | Angel Zerpa | Logan Porter | Jermaine Palacios | Nate Eaton | Clay Dungan | Adeiny Hechavarria | Tucker Bradley | John Rave | Tyler Gentry | Michael Massey |
| 7/4 | @ Gwinnett | L, 3-1 | Ryan Yarbrough | Jose Briceño | Angelo Castellano | Clay Dungan | Jermaine Palacios | Adeiny Hechavarria | Tucker Bradley | John Rave | Tyler Gentry | Brewer Hicklen |
| 7/6 | @ Gwinnett | | | | | | | | | | | |
| 7/7 | @ Gwinnett | | | | | | | | | | | |
| 7/8 | @ Gwinnett | | | | | | | | | | | |
| 7/9 | @ Gwinnett | | | | | | | | | | | |
| 7/14 | INDIANAPOLIS | | | | | | | | | | | |
| 7/15 | INDIANAPOLIS | | | | | | | | | | | |
| 7/16 | INDIANAPOLIS | | | | | | | | | | | |
| 7/18 | INDIANAPOLIS | | | | | | | | | | | |
| 7/19 | ST. PAUL | | | | | | | | | | | |
| 7/20 | ST. PAUL | | | | | | | | | | | |
| 7/21 | ST. PAUL | | | | | | | | | | | |
| 7/22 | ST. PAUL | | | | | | | | | | | |
| 7/23 | ST. PAUL | | | | | | | | | | | |
| 7/25 | @ Columbus | | | | | | | | | | | |
| 7/26 | @ Columbus | | | | | | | | | | | |
| 7/27 | @ Columbus | | | | | | | | | | | |
| 7/28 | @ Columbus | | | | | | | | | | | |
| 7/29 | @ Columbus | | | | | | | | | | | |
| 7/30 | @ Columbus | | | | | | | | | | | |
| 8/1 | @ Louisville | | | | | | | | | | | |
| 8/2 | @ Louisville | | | | | | | | | | | |
| 8/3 | @ Louisville | | | | | | | | | | | |
| 8/4 | @ Louisville | | | | | | | | | | | |
| 8/5 | @ Louisville | | | | | | | | | | | |
| 8/6 | @ Louisville | | | | | | | | | | | |
| 8/8 | IOWA | | | | | | | | | | | |
| 8/9 | IOWA | | | | | | | | | | | |
| 8/10 | IOWA | | | | | | | | | | | |
| 8/11 | IOWA | | | | | | | | | | | |
| 8/12 | IOWA | | | | | | | | | | | |
| 8/13 | IOWA | | | | | | | | | | | |
| 8/15 | @ Toledo | | | | | | | | | | | |
| 8/16 | @ Toledo | | | | | | | | | | | |
| 8/17 | @ Toledo | | | | | | | | | | | |
| 8/18 | @ Toledo | | | | | | | | | | | |
| 8/19 | @ Toledo | | | | | | | | | | | |
| 8/20 | @ Toledo | | | | | | | | | | | |
| 8/22 | ST. PAUL | | | | | | | | | | | |
| 8/23 | ST. PAUL | | | | | | | | | | | |
| 8/24 | ST. PAUL | | | | | | | | | | | |
| 8/25 | ST. PAUL | | | | | | | | | | | |
| 8/26 | ST. PAUL | | | | | | | | | | | |
| 8/27 | ST. PAUL | | | | | | | | | | | |
| 8/29 | @ LOUISVILLE | | | | | | | | | | | |
| 8/30 | LOUISVILLE | | | | | | | | | | | |
| 8/31 | LOUISVILLE | | | | | | | | | | | |
| 9/1 | LOUISVILLE | | | | | | | | | | | |
| 9/2 | LOUISVILLE | | | | | | | | | | | |
| 9/3 | LOUISVILLE | | | | | | | | | | | |
| 9/5 | @ Iowa | | | | | | | | | | | |
| 9/6 | @ Iowa | | | | | | | | | | | |
| 9/7 | @ Iowa | | | | | | | | | | | |
| 9/8 | @ Iowa | | | | | | | | | | | |
| 9/9 | @ Iowa | | | | | | | | | | | |
| 9/10 | @ Iowa | | | | | | | | | | | |
| 9/12 | INDIANAPOLIS | | | | | | | | | | | |
| 9/13 | INDIANAPOLIS | | | | | | | | | | | |



| DATE | OPPONENT | RESULT | 1 | 2 | 3 | 4 | 5 | 6 | 7 | 8 | 9 |
|----------|----------------|--------------|----------------|--------------------|--------------|----------------|--------------------|--------------------|--------------------|--------------------|-------------------|
| 3/31 | @ Indianapolis | W, 8-6 | Samad Taylor | Maikel Garcia | Nick Pratto | Tyler Gentry | CJ Alexander | Nick Loftin | Freddy Fermin | Dairon Blanco | Tucker Bradley |
| 4/1 | @ Indianapolis | W, 8-3 | Samad Taylor | Maikel Garcia | Nick Pratto | Tyler Gentry | Nick Loftin | CJ Alexander | Jackson Reetz | Angelo Castellano | Tucker Bradley |
| 4/4 | TOLEDO | L, 9-2 | Samad Taylor | Maikel Garcia | Nick Pratto | Tyler Gentry | Nick Loftin | CJ Alexander | Freddy Fermin | Dairon Blanco | Tucker Bradley |
| 4/5 | TOLEDO | L, 7-6 | Samad Taylor | Maikel Garcia | Nick Pratto | Tyler Gentry | Nick Loftin | CJ Alexander | Freddy Fermin | Dairon Blanco | Angelo Castellano |
| 4/6 | TOLEDO | L, 8-5 | Samad Taylor | Maikel Garcia | Tyler Gentry | Logan Porter | Nick Loftin | CJ Alexander | Freddy Fermin | Dairon Blanco | Tucker Bradley |
| 4/7 | TOLEDO | W, 9-4 | Samad Taylor | Maikel Garcia | Tyler Gentry | Logan Porter | CJ Alexander | Freddy Fermin | Dairon Blanco | Tucker Bradley | Angelo Castellano |
| 4/9 | TOLEDO | W, 13-8 | Samad Taylor | Maikel Garcia | Tyler Gentry | Nick Pratto | CJ Alexander | Freddy Fermin | Dairon Blanco | Jackson Reetz | Angelo Castellano |
| 4/11 | TOLEDO | L, 8-2 | Samad Taylor | Maikel Garcia | Tyler Gentry | CJ Alexander | Nick Pratto | Logan Porter | Dairon Blanco | Jackson Reetz | Angelo Castellano |
| 4/13 | @ Iowa | L, 9-6 | Samad Taylor | Maikel Garcia | Tyler Gentry | Nick Pratto | Nick Loftin | Logan Porter | Freddy Fermin | Dairon Blanco | Tucker Bradley |
| 4/14 | @ Iowa | W, 10-6 | Samad Taylor | Maikel Garcia | Tyler Gentry | Nick Loftin | CJ Alexander | Nick Loftin | Logan Porter | Tucker Bradley | Angelo Castellano |
| 4/13 | @ Iowa | L, 7-1 | Samad Taylor | Maikel Garcia | Tyler Gentry | Nick Pratto | Nick Loftin | CJ Alexander | Freddy Fermin | Angelo Castellano | Tucker Bradley |
| 4/14 | @ Iowa | W, 11-8 | Samad Taylor | Maikel Garcia | Tyler Gentry | Logan Porter | Nick Loftin | CJ Alexander | Freddy Fermin | Dairon Blanco | Angelo Castellano |
| 4/18 | WINNETT | L, 4-1 | Samad Taylor | Maikel Garcia | Tyler Gentry | Nick Pratto | Nick Loftin | Logan Porter | Freddy Fermin | CJ Alexander | Angelo Castellano |
| 4/19 | WINNETT | L, 6-2 | Samad Taylor | Maikel Garcia | Tyler Gentry | Nick Pratto | Logan Porter | Jackson Reetz | Dairon Blanco | Angelo Castellano | Tucker Bradley |
| 4/20 | WINNETT | L, 9-3 | Samad Taylor | Maikel Garcia | Tyler Gentry | Nick Pratto | Nick Loftin | Logan Porter | Freddy Fermin | Dairon Blanco | Angelo Castellano |
| 4/21 | WINNETT | L, 7-3 | Samad Taylor | Maikel Garcia | Tyler Gentry | Nick Pratto | Nick Loftin | CJ Alexander | Jackson Reetz | Tucker Bradley | Angelo Castellano |
| 4/22 | WINNETT | L, 5-2 | Samad Taylor | Maikel Garcia | Tyler Gentry | Nick Pratto | Nick Loftin | CJ Alexander | Logan Porter | Dairon Blanco | Angelo Castellano |
| 4/23 | WINNETT | W, 5-3 | Dairon Blanco | Maikel Garcia | Tyler Gentry | Nick Pratto | Nick Loftin | CJ Alexander | Jackson Reetz | Tucker Bradley | Angelo Castellano |
| 4/25 | @ Nashville | L, 8-3 | Samad Taylor | Maikel Garcia | Tyler Gentry | Nick Pratto | Nick Loftin | Logan Porter | Jackson Reetz | Tucker Bradley | Angelo Castellano |
| 4/26 | @ Nashville | L, 5-0 | Samad Taylor | Maikel Garcia | Tyler Gentry | Nick Pratto | Nick Loftin | Logan Porter | CJ Alexander | Brewer Hicklen | Angelo Castellano |
| 4/27 | @ Nashville | W, 2-1 | Samad Taylor | Maikel Garcia | Tyler Gentry | Nick Pratto | Nick Loftin | Nate Eaton | CJ Alexander | Jackson Reetz | Dairon Blanco |
| 4/28 | @ Nashville | L, 4-3 | Samad Taylor | Maikel Garcia | Tyler Gentry | Logan Porter | Nate Eaton | Brewer Hicklen | Dairon Blanco | Angelo Castellano | Angelo Castellano |
| 4/29 | @ Nashville | L, 6-5 (10) | Samad Taylor | Maikel Garcia | Nate Eaton | Nick Loftin | Freddy Fermin | CJ Alexander | Jackson Reetz | Tucker Bradley | Angelo Castellano |
| 5/1 | @ Nashville | W, 10-5 | Samad Taylor | Maikel Garcia | Tyler Gentry | Freddy Fermin | Nick Loftin | Logan Porter | Nate Eaton | Brewer Hicklen | Dairon Blanco |
| 5/2 | LOUISVILLE | L, 10-4 | Samad Taylor | Nate Eaton | Tyler Gentry | Logan Porter | Nick Loftin | Jackson Reetz | Brewer Hicklen | Dairon Blanco | Angelo Castellano |
| 5/3 | LOUISVILLE | L, 7-4 | Samad Taylor | Nate Eaton | Tyler Gentry | Nick Loftin | CJ Alexander | Brewer Hicklen | Tucker Bradley | Angelo Castellano | Angelo Castellano |
| 5/4 | LOUISVILLE | L, 12-10 | Samad Taylor | CJ Alexander | Tyler Gentry | Franklin Reyes | Nick Loftin | Logan Porter | Brewer Hicklen | Tucker Bradley | Angelo Castellano |
| 5/5 | LOUISVILLE | L, 4-3 | Samad Taylor | Nick Loftin | Tyler Gentry | Franklin Reyes | Logan Porter | Brewer Hicklen | Jackson Reetz | Dairon Blanco | Clay Dungan |
| 5/6 | LOUISVILLE | W, 6-2 | Samad Taylor | Nick Loftin | Tyler Gentry | Franklin Reyes | Logan Porter | Brewer Hicklen | Dairon Blanco | Tucker Bradley | Angelo Castellano |
| 5/7 | LOUISVILLE | L, 5-0 | Samad Taylor | Nick Loftin | Tyler Gentry | Franklin Reyes | Logan Porter | Jackson Reetz | Dairon Blanco | Brewer Hicklen | Angelo Castellano |
| 5/9 | @ Scranton/WB | L, 14-2 | Drew Waters | Samad Taylor | Tyler Gentry | Logan Porter | Nick Loftin | CJ Alexander | Brewer Hicklen | Tucker Bradley | Clay Dungan |
| 5/10 | @ Scranton/WB | L, 4-3 | Samad Taylor | Nick Loftin | Tyler Gentry | Logan Porter | Brewer Hicklen | Jackson Reetz | Dairon Blanco | Angelo Castellano | Angelo Castellano |
| 5/10 | @ Scranton/WB | W, 4-3 (11) | Drew Waters | Samad Taylor | Nick Loftin | Tyler Gentry | Brewer Hicklen | CJ Alexander | Dairon Blanco | Tucker Bradley | Angelo Castellano |
| 5/12 | @ Scranton/WB | W, 3-2 | Drew Waters | Samad Taylor | Tyler Gentry | CJ Alexander | Jackson Reetz | Tucker Bradley | Dairon Blanco | Clay Dungan | Angelo Castellano |
| 5/13 | @ Scranton/WB | L, 8-6 | Drew Waters | Samad Taylor | Tyler Gentry | Logan Porter | Nick Loftin | CJ Alexander | Brewer Hicklen | Dairon Blanco | Angelo Castellano |
| 5/14 | @ Scranton/WB | W, 6-3 | Samad Taylor | Nick Loftin | Tyler Gentry | CJ Alexander | Jackson Reetz | Brewer Hicklen | Tucker Bradley | Dairon Blanco | Clay Dungan |
| 5/17 | TOLEDO | W, 16-8 | Drew Waters | Samad Taylor | Nick Lopez | Tyler Gentry | Johan Camargo | Nick Loftin | Jackson Reetz | Dairon Blanco | Angelo Castellano |
| 5/18 | TOLEDO | W, 9-0 | Drew Waters | Nicky Lopez | Samad Taylor | Tyler Gentry | CJ Alexander | Nick Loftin | Logan Porter | Brewer Hicklen | Tucker Bradley |
| 5/19 | TOLEDO | W, 9-1 | Drew Waters | Samad Taylor | Nicky Lopez | Samad Taylor | CJ Alexander | Nick Loftin | Logan Porter | Clay Dungan | Angelo Castellano |
| 5/20 | TOLEDO | L, 4-1 | Drew Waters | Samad Taylor | Nicky Lopez | Samad Taylor | Tyler Gentry | Nick Loftin | Jackson Reetz | Clay Dungan | Angelo Castellano |
| 5/21 | @ St. Paul | W, 8-4 | Drew Waters | Samad Taylor | Nick Loftin | Tyler Gentry | Brewer Hicklen | Jackson Reetz | Dairon Blanco | Tucker Bradley | Angelo Castellano |
| 5/22 | @ St. Paul | W, 6-1 | Drew Waters | Samad Taylor | Nick Loftin | Tyler Gentry | Logan Porter | Greyson Jenista | Dairon Blanco | Clay Dungan | Angelo Castellano |
| 5/24 | @ St. Paul | L, 6-5 | Drew Waters | Samad Taylor | Nick Loftin | Tyler Gentry | Logan Porter | Brewer Hicklen | Dairon Blanco | Jackson Reetz | Angelo Castellano |
| 5/25 | @ St. Paul | L, 8-6 | Samad Taylor | Nick Loftin | Tyler Gentry | Logan Porter | Greyson Jenista | Dairon Blanco | Brewer Hicklen | Angelo Castellano | Tucker Bradley |
| 5/26 | @ St. Paul | W, 6-4 | Samad Taylor | Nate Eaton | Nick Loftin | Tyler Gentry | Brewer Hicklen | Dairon Blanco | Jackson Reetz | Clay Dungan | Angelo Castellano |
| 5/27 | @ St. Paul | L, 14-1 | Samad Taylor | Nate Eaton | Tyler Gentry | Logan Porter | Dairon Blanco | Johan Camargo | Greyson Jenista | Angelo Castellano | Tucker Bradley |
| 5/28 | @ St. Paul | L, 10-6 | Samad Taylor | Nate Eaton | Tyler Gentry | Nick Loftin | CJ Alexander | Brewer Hicklen | Johan Camargo | Jackson Reetz | Clay Dungan |
| 5/30 | MEMPHIS | W, 7-6 | Samad Taylor | Nate Eaton | Tyler Gentry | Nick Loftin | Logan Porter | Dairon Blanco | CJ Alexander | Johan Camargo | Brewer Hicklen |
| 5/31 | MEMPHIS | L, 9-4 | Samad Taylor | Nate Eaton | Tyler Gentry | CJ Alexander | Johan Camargo | Logan Porter | Dairon Blanco | Clay Dungan | Tucker Bradley |
| 6/1 | MEMPHIS | L, 12-6 | Samad Taylor | Nate Eaton | Tyler Gentry | CJ Alexander | Johan Camargo | Dairon Blanco | Jackson Reetz | Brewer Hicklen | Angelo Castellano |
| 6/2 | MEMPHIS | W, 10-9 (10) | Dairon Blanco | Nate Eaton | Tyler Gentry | CJ Alexander | Johan Camargo | Logan Porter | Brewer Hicklen | Clay Dungan | Tucker Bradley |
| 6/3 | MEMPHIS | L, 4-2 | Dairon Blanco | Samad Taylor | Tyler Gentry | Johan Camargo | Nate Eaton | Logan Porter | Jackson Reetz | Brewer Hicklen | Angelo Castellano |
| 6/4 | MEMPHIS | L, 6-5 | Dairon Blanco | Samad Taylor | Tyler Gentry | Johan Camargo | Nate Eaton | Logan Porter | CJ Alexander | Clay Dungan | Tucker Bradley |
| 6/7 | @ Indianapolis | W, 4-2 | Dairon Blanco | Samad Taylor | Tyler Gentry | Johan Camargo | Nate Eaton | Logan Porter | Brewer Hicklen | Jackson Reetz | Angelo Castellano |
| 6/8 | @ Indianapolis | W, 9-7 | Dairon Blanco | Samad Taylor | Tyler Gentry | Johan Camargo | Nate Eaton | Logan Porter | CJ Alexander | Clay Dungan | Tucker Bradley |
| 6/8 | @ Indianapolis | W, 15-7 | Dairon Blanco | Samad Taylor | Tyler Gentry | Logan Porter | CJ Alexander | Brewer Hicklen | Clay Dungan | Angelo Castellano | Tucker Bradley |
| 6/9 | @ Indianapolis | W, 6-2 | Dairon Blanco | Samad Taylor | Tyler Gentry | Johan Camargo | Logan Porter | CJ Alexander | Jackson Reetz | Brewer Hicklen | Angelo Castellano |
| 6/10 | @ Indianapolis | W, 9-3 | Dairon Blanco | Samad Taylor | Tyler Gentry | Johan Camargo | CJ Alexander | Brewer Hicklen | Tucker Bradley | Clay Dungan | Tucker Bradley |
| 6/13 | COLUMBUS | W, 13-4 | Samad Taylor | Kyle Isbel | Tyler Gentry | Johan Camargo | Nick Loftin | Brewer Hicklen | Jackson Reetz | John Rave | Angelo Castellano |
| 6/14 | COLUMBUS | W, 6-1 | Samad Taylor | John Rave | Tyler Gentry | Johan Camargo | Logan Porter | Matt Beatty | Clay Dungan | Jermaine Palacios | Tucker Bradley |
| 6/15 | COLUMBUS | W, 4-2 | Samad Taylor | Kyle Isbel | Tyler Gentry | Matt Beatty | Logan Porter | John Rave | Brewer Hicklen | Jermaine Palacios | Angelo Castellano |
| 6/16 | COLUMBUS | W, 4-1 | Brewer Hicklen | Kyle Isbel | Tyler Gentry | Logan Porter | Johan Camargo | Jose Briceño | Clay Dungan | Adeiny Hechavarria | Angelo Castellano |
| 6/17 | COLUMBUS | W, 13-4 | Nate Eaton | John Rave | Matt Beatty | Logan Porter | Brewer Hicklen | Clay Dungan | Adeiny Hechavarria | Angelo Castellano | Tucker Bradley |
| 6/18 | COLUMBUS | W, 6-4 | Nate Eaton | Kyle Isbel | Tyler Gentry | Logan Porter | Johan Camargo | Brewer Hicklen | Jermaine Palacios | Jose Briceño | Angelo Castellano |
| 6/20 | @ Rochester | L, 5-4 | Nate Eaton | Kyle Isbel | Tyler Gentry | Logan Porter | Johan Camargo | Brewer Hicklen | Clay Dungan | Adeiny Hechavarria | Angelo Castellano |
| 6/21 | @ Rochester | W, 7-3 | Brewer Hicklen | Clay Dungan | Tyler Gentry | Logan Porter | Nate Eaton | Jermaine Palacios | Adeiny Hechavarria | Jose Briceño | Tucker Bradley |
| 6/22 | @ Rochester | W, 8-4 | Brewer Hicklen | Kyle Isbel | Logan Porter | Nate Eaton | Clay Dungan | Jermaine Palacios | Adeiny Hechavarria | Angelo Castellano | Tucker Bradley |
| 6/23 | @ Rochester | W, 4-2 | Brewer Hicklen | Kyle Isbel | Tyler Gentry | Logan Porter | Clay Dungan | Jermaine Palacios | Adeiny Hechavarria | Angelo Castellano | Tucker Bradley |
| 6/24 | @ Rochester | L, 3-2 | Brewer Hicklen | Kyle Isbel | Tyler Gentry | Logan Porter | John Rave | Adeiny Hechavarria | Jermaine Palacios | Jose Briceño | Angelo Castellano |
| 6/25 | @ Rochester | W, 7-3 | John Rave | Logan Porter | Tyler Gentry | Clay Dungan | Adeiny Hechavarria | Jermaine Palacios | Jermaine Palacios | Paxton Wallace | Tucker Bradley |
| 6/28 | IOWA | L, 9-2 | Brewer Hicklen | John Rave | Logan Porter | Nate Eaton | Tucker Bradley | Tyler Gentry | Adeiny Hechavarria | Clay Dungan | Angelo Castellano |
| 6/28 | IOWA | W, 8-3 | Brewer Hicklen | John Rave | Logan Porter | Nate Eaton | Tucker Bradley | Tyler Gentry | Adeiny Hechavarria | Clay Dungan | Angelo Castellano |
| 6/30 | IOWA | L, 6-5 | Brewer Hicklen | Michael Massey | John Rave | Tyler Gentry | Tucker Bradley | Nate Eaton | Jermaine Palacios | Jose Briceño | Angelo Castellano |
| 7/2 [61] | IOWA | W, 11-1 (7) | Brewer Hicklen | Michael Massey | John Rave | Nate Eaton | Tucker Bradley | Adeiny Hechavarria | Clay Dungan | Jose Briceño | Angelo Castellano |
| 7/2 [62] | IOWA | L, 6-2 (7) | John Rave | Tucker Bradley | Logan Porter | Nate Eaton | Tyler Gentry | Clay Dungan | Jermaine Palacios | Paxton Wallace | Angelo Castellano |
| 7/3 | IOWA | L, 7-6 | John Rave | Michael Massey | Logan Porter | Nate Eaton | Tucker Bradley | Tyler Gentry | Adeiny Hechavarria | Clay Dungan | Jermaine Palacios |
| 7/4 | @ Gwinnett | L, 3-1 | Tucker Bradley | Adeiny Hechavarria | John Rave | Brewer Hicklen | Clay Dungan | Tyler Gentry | Jermaine Palacios | Jose Briceño | Angelo Castellano |
| 7/5 | @ Gwinnett | | | | | | | | | | |
| 7/6 | @ Gwinnett | | | | | | | | | | |
| 7/7 | @ Gwinnett | | | | | | | | | | |
| 7/8 | @ Gwinnett | | | | | | | | | | |
| 7/9 | @ Gwinnett | | | | | | | | | | |
| 7/14 | INDIANAPOLIS | | | | | | | | | | |
| 7/15 | INDIANAPOLIS | | | | | | | | | | |
| 7/16 | INDIANAPOLIS | | | | | | | | | | |
| 7/18 | ST. PAUL | | | | | | | | | | |
| 7/19 | ST. PAUL | | | | | | | | | | |
| 7/20 | ST. PAUL | | | | | | | | | | |
| 7/21 | ST. PAUL | | | | | | | | | | |
| 7/22 | ST. PAUL | | | | | | | | | | |
| 7/23 | ST. PAUL | | | | | | | | | | |
| 7/25 | @ Columbus | | | | | | | | | | |
| 7/26 | @ Columbus | | | | | | | | | | |
| 7/27 | @ Columbus | | | | | | | | | | |
| 7/28 | @ Columbus | | | | | | | | | | |
| 7/29 | @ Columbus | | | | | | | | | | |
| 7/30 | @ Columbus | | | | | | | | | | |
| 8/1 | @ Louisville | | | | | | | | | | |
| 8/2 | @ Louisville | | | | | | | | | | |
| 8/3 | @ Louisville | | | | | | | | | | |
| 8/4 | @ Louisville | | | | | | | | | | |
| 8/5 | @ Louisville | | | | | | | | | | |
| 8/6 | @ Louisville | | | | | | | | | | |
| 8/9 | IOWA | | | | | | | | | | |
| 8/10 | IOWA | | | | | | | | | | |
| 8/11 | IOWA | | | | | | | | | | |
| 8/12 | IOWA | | | | | | | | | | |
| 8/13 | IOWA | | | | | | | | | | |
| 8/15 | @ Toledo | | | | | | | | | | |
| 8/16 | @ Toledo | | | | | | | | | | |
| 8/17 | @ Toledo | | | | | | | | | | |
| 8/18 | @ Toledo | | | | | | | | | | |
| 8/19 | @ Toledo | | | | | | | | | | |
| 8/20 | @ Toledo | | | | | | | | | | |
| 8/22 | ST. PAUL | | | | | | | | | | |
| 8/23 | ST. PAUL | | | | | | | | | | |
| 8/24 | ST. PAUL | | | | | | | | | | |
| 8/25 | ST. PAUL | | | | | | | | | | |
| 8/26 | ST. PAUL | | | | | | | | | | |
| 8/27 | ST. PAUL | | | | | | | | | | |
| 8/29 | LOUISVILLE | | | | | | | | | | |
| 8/30 | LOUISVILLE | | | | | | | | | | |
| 8/31 | LOUISVILLE | | | | | | | | | | |
| 9/1 | LOUISVILLE | | | | | | | | | | |
| 9/2 | LOUISVILLE | | | | | | | | | | |
| 9/3 | LOUISVILLE | | | | | | | | | | |
| 9/5 | @ Iowa | | | | | | | | | | |
| 9/6 | @ Iowa | | | | | | | | | | |
| 9/7 | @ Iowa | | | | | | | | | | |
| 9/8 | @ Iowa | | | | | | | | | | |
| 9/9 | @ Iowa | | | | | | | | | | |
| 9/10 | @ Iowa | | | | | | | | | | |
| 9/12 | INDIANAPOLIS | | | | | | | | | | |
| 9/13 | INDIANAPOLIS | | | | | | | | | | |
| 9/14 | INDIANAPOLIS | | | | | | | | | | |
| 9/15 | INDIANAPOLIS | | | | | | | | | | |
| 9/16 | INDIANAPOLIS | | | | | | | | | | |
| 9/17 | INDIANAPOLIS | | | | | | | | | | |
| 9/19 | @ Columbus | | | | | | | | | | |
| 9/20 | @ Columbus | | | | | | | | | | |
| 9/21 | @ Columbus | | | | | | | | | | |
| 9/22 | @ Columbus | | | | | | | | | | |
| 9/23 | @ Columbus | | | | | | | | | | |
| 9/24 | @ Columbus | | | | | | | | | | |

| DATE | OPPONENT | RESULT | IP | H | R | ER | BB | SO | 2B | 3B | HR | TB | AVG | WHIP | WP | BK | HB | GIDP | IBB | TBF | SV | SVO | ERA (SEASON) |
|------|----------------|-------------|------|----|----|----|----|----|----|----|----|----|--------|--------|----|----|----|------|-----|-----|----|-----|--------------|
| 3/31 | @ Indianapolis | W 8-6 | 9.0 | 11 | 6 | 6 | 2 | 7 | 4 | 0 | 1 | 18 | (.297) | (1.44) | 0 | 1 | 2 | 1 | 0 | 40 | 1 | 1 | 6.00 |
| 4/1 | @ Indianapolis | W 12-1 | 9.0 | 5 | 3 | 3 | 2 | 8 | 4 | 0 | 0 | 6 | (.185) | (0.78) | 0 | 1 | 1 | 1 | 0 | 31 | 0 | 0 | 3.50 |
| 4/2 | @ Indianapolis | W 8-3 | 9.0 | 11 | 3 | 3 | 5 | 10 | 1 | 1 | 1 | 17 | (.314) | (1.78) | 0 | 0 | 0 | 3 | 0 | 40 | 0 | 0 | 3.33 |
| 4/4 | TOLEDO | L 9-2 | 9.0 | 12 | 9 | 9 | 4 | 8 | 6 | 0 | 3 | 27 | (.324) | (1.78) | 0 | 0 | 0 | 0 | 0 | 41 | 0 | 0 | 4.75 |
| 4/5 | TOLEDO | L 7-6 | 9.0 | 12 | 7 | 6 | 5 | 10 | 3 | 0 | 1 | 18 | (.316) | (1.89) | 1 | 0 | 0 | 2 | 0 | 43 | 0 | 1 | 5.00 |
| 4/6 | TOLEDO | L 8-5 | 9.0 | 10 | 8 | 8 | 8 | 12 | 3 | 0 | 3 | 22 | (.286) | (2.00) | 0 | 0 | 0 | 1 | 0 | 44 | 0 | 0 | 5.00 |
| 4/7 | TOLEDO | W 9-4 | 9.0 | 9 | 4 | 4 | 4 | 5 | 8 | 0 | 2 | 16 | (.250) | (1.56) | 1 | 0 | 1 | 0 | 0 | 42 | 0 | 0 | 5.29 |
| 4/8 | TOLEDO | W 13-8 | 9.0 | 13 | 8 | 7 | 4 | 8 | 2 | 0 | 0 | 15 | (.317) | (1.89) | 0 | 1 | 2 | 1 | 0 | 47 | 0 | 0 | 5.50 |
| 4/9 | @ Iowa | L 8-2 | 9.0 | 13 | 8 | 6 | 4 | 10 | 2 | 0 | 3 | 24 | (.317) | (1.89) | 0 | 1 | 1 | 1 | 0 | 46 | 0 | 0 | 5.56 |
| 4/11 | @ Iowa | L 9-6 | 8.0 | 7 | 9 | 9 | 7 | 10 | 3 | 0 | 0 | 16 | (.266) | (1.75) | 0 | 0 | 1 | 0 | 0 | 39 | 1 | 1 | 5.97 |
| 4/12 | @ Iowa | W 10-6 | 9.0 | 8 | 6 | 6 | 2 | 10 | 2 | 1 | 2 | 18 | (.235) | (1.11) | 0 | 0 | 1 | 1 | 0 | 37 | 0 | 0 | 5.97 |
| 4/13 | @ Iowa | L 14-1 | 8.0 | 15 | 14 | 12 | 4 | 8 | 7 | 0 | 2 | 28 | (.375) | (2.38) | 0 | 0 | 2 | 0 | 0 | 46 | 0 | 0 | 6.54 |
| 4/14 | @ Iowa | W 11-8 | 9.0 | 11 | 8 | 7 | 4 | 14 | 2 | 0 | 2 | 19 | (.297) | (1.67) | 1 | 0 | 2 | 0 | 1 | 45 | 1 | 1 | 6.57 |
| 4/18 | WINNETT | L 4-1 | 9.0 | 10 | 6 | 6 | 6 | 9 | 0 | 1 | 0 | 8 | (.207) | (1.33) | 0 | 0 | 0 | 0 | 0 | 39 | 0 | 0 | 6.39 |
| 4/19 | WINNETT | L 6-2 | 9.0 | 10 | 6 | 6 | 9 | 3 | 0 | 0 | 2 | 19 | (.286) | (1.22) | 0 | 0 | 0 | 1 | 0 | 36 | 0 | 0 | 6.36 |
| 4/20 | WINNETT | L 9-3 | 9.0 | 10 | 9 | 6 | 5 | 7 | 1 | 1 | 1 | 16 | (.286) | (1.67) | 2 | 0 | 0 | 1 | 0 | 41 | 0 | 0 | 6.34 |
| 4/21 | WINNETT | L 7-3 | 9.0 | 11 | 7 | 4 | 4 | 8 | 4 | 0 | 1 | 18 | (.297) | (1.67) | 4 | 1 | 0 | 2 | 0 | 42 | 0 | 0 | 6.20 |
| 4/22 | WINNETT | L 5-2 | 9.0 | 10 | 5 | 4 | 5 | 5 | 1 | 0 | 1 | 14 | (.294) | (1.67) | 0 | 0 | 2 | 1 | 0 | 42 | 0 | 0 | 6.08 |
| 4/23 | WINNETT | W 5-3 | 9.0 | 8 | 3 | 3 | 7 | 2 | 0 | 0 | 0 | 10 | (.229) | (1.22) | 2 | 0 | 0 | 1 | 0 | 39 | 1 | 1 | 5.91 |
| 4/25 | @ Nashville | L 8-3 | 8.0 | 11 | 8 | 8 | 3 | 5 | 2 | 1 | 2 | 21 | (.333) | (1.75) | 2 | 0 | 0 | 0 | 0 | 38 | 0 | 0 | 6.05 |
| 4/26 | @ Nashville | L 5-0 | 8.0 | 11 | 5 | 5 | 3 | 5 | 3 | 0 | 1 | 17 | (.333) | (1.75) | 0 | 0 | 0 | 0 | 0 | 37 | 0 | 0 | 6.03 |
| 4/27 | @ Nashville | W 2-1 | 9.0 | 6 | 1 | 1 | 3 | 5 | 10 | 1 | 0 | 7 | (.200) | (1.22) | 0 | 0 | 1 | 1 | 0 | 36 | 1 | 1 | 5.80 |
| 4/28 | @ Nashville | L 4-3 | 8.2 | 7 | 4 | 3 | 4 | 7 | 1 | 0 | 0 | 8 | (.233) | (1.27) | 0 | 0 | 3 | 7 | 0 | 34 | 0 | 1 | 5.68 |
| 4/29 | @ Nashville | L 6-5 (10) | 9.1 | 13 | 6 | 5 | 7 | 7 | 2 | 0 | 0 | 18 | (.325) | (2.04) | 0 | 0 | 1 | 0 | 0 | 48 | 0 | 1 | 5.65 |
| 4/30 | @ Nashville | W 10-6 | 9.0 | 9 | 6 | 6 | 5 | 9 | 1 | 0 | 1 | 13 | (.257) | (1.56) | 3 | 0 | 1 | 0 | 0 | 42 | 0 | 1 | 5.66 |
| 5/2 | LOUISVILLE | L 10-4 | 9.0 | 14 | 10 | 10 | 5 | 8 | 1 | 0 | 1 | 18 | (.368) | (2.11) | 3 | 0 | 0 | 0 | 0 | 45 | 0 | 0 | 5.83 |
| 5/3 | LOUISVILLE | L 12-10 | 9.0 | 11 | 7 | 6 | 4 | 10 | 0 | 0 | 3 | 20 | (.306) | (1.67) | 0 | 0 | 1 | 1 | 0 | 41 | 0 | 0 | 5.84 |
| 5/4 | LOUISVILLE | L 12-10 | 9.0 | 13 | 12 | 10 | 3 | 12 | 0 | 0 | 6 | 34 | (.333) | (1.89) | 0 | 0 | 2 | 1 | 1 | 43 | 0 | 0 | 5.85 |
| 5/5 | LOUISVILLE | W 6-2 | 9.0 | 7 | 2 | 2 | 3 | 8 | 1 | 0 | 1 | 11 | (.219) | (1.11) | 0 | 0 | 0 | 0 | 0 | 36 | 1 | 1 | 5.85 |
| 5/6 | LOUISVILLE | W 11-9 | 9.0 | 13 | 9 | 9 | 3 | 9 | 4 | 0 | 2 | 23 | (.342) | (1.78) | 0 | 0 | 1 | 0 | 0 | 42 | 1 | 1 | 5.95 |
| 5/7 | LOUISVILLE | L 4-3 | 9.0 | 6 | 4 | 4 | 7 | 10 | 2 | 0 | 1 | 11 | (.188) | (1.44) | 1 | 1 | 0 | 0 | 0 | 39 | 0 | 1 | 5.89 |
| 5/8 | @ Scranton/WB | L 14-2 | 8.0 | 18 | 14 | 13 | 5 | 6 | 4 | 0 | 4 | 34 | (.486) | (2.88) | 0 | 0 | 2 | 4 | 0 | 45 | 0 | 0 | 6.14 |
| 5/10 | @ Scranton/WB | L 4-3 | 8.0 | 4 | 4 | 4 | 8 | 9 | 0 | 0 | 1 | 8 | (.160) | (1.50) | 0 | 0 | 1 | 2 | 0 | 34 | 0 | 0 | 5.84 |
| 5/11 | @ Scranton/WB | W 4-3 (11) | 11.0 | 8 | 3 | 3 | 6 | 15 | 3 | 0 | 0 | 11 | (.216) | (1.27) | 1 | 0 | 1 | 1 | 2 | 44 | 0 | 1 | 5.96 |
| 5/12 | @ Scranton/WB | W 3-2 | 9.0 | 4 | 2 | 2 | 5 | 8 | 0 | 0 | 1 | 7 | (.133) | (1.00) | 0 | 0 | 0 | 0 | 0 | 35 | 1 | 1 | 5.85 |
| 5/13 | @ Scranton/WB | L 8-6 | 8.1 | 10 | 8 | 8 | 7 | 7 | 1 | 0 | 2 | 17 | (.333) | (2.04) | 1 | 0 | 1 | 2 | 0 | 38 | 0 | 1 | 5.92 |
| 5/14 | @ Scranton/WB | L 9-4 | 9.0 | 9 | 3 | 3 | 5 | 13 | 1 | 0 | 2 | 16 | (.250) | (1.56) | 0 | 0 | 0 | 0 | 0 | 41 | 1 | 2 | 5.84 |
| 5/16 | TOLEDO | W 6-2 | 9.0 | 12 | 9 | 7 | 3 | 11 | 3 | 0 | 3 | 24 | (.308) | (1.67) | 2 | 0 | 0 | 1 | 0 | 42 | 0 | 0 | 5.87 |
| 5/17 | TOLEDO | W 16-8 | 9.0 | 14 | 8 | 8 | 2 | 14 | 2 | 0 | 3 | 25 | (.341) | (1.78) | 1 | 0 | 0 | 0 | 0 | 43 | 0 | 0 | 5.92 |
| 5/18 | TOLEDO | W 9-0 | 9.0 | 3 | 0 | 0 | 4 | 7 | 1 | 0 | 0 | 4 | (.107) | (0.78) | 1 | 0 | 1 | 2 | 0 | 33 | 0 | 0 | 5.70 |
| 5/19 | TOLEDO | W 9-1 | 9.0 | 6 | 1 | 0 | 4 | 7 | 2 | 0 | 0 | 8 | (.188) | (1.11) | 1 | 0 | 0 | 1 | 0 | 36 | 0 | 0 | 5.63 |
| 5/20 | TOLEDO | L 4-1 | 9.0 | 5 | 4 | 4 | 8 | 9 | 0 | 0 | 0 | 5 | (.179) | (1.44) | 0 | 0 | 2 | 1 | 1 | 39 | 0 | 0 | 5.64 |
| 5/21 | TOLEDO | W 8-4 | 9.0 | 15 | 4 | 4 | 1 | 6 | 6 | 0 | 2 | 27 | (.385) | (1.78) | 0 | 0 | 2 | 2 | 0 | 42 | 0 | 0 | 5.56 |
| 5/23 | @ St. Paul | W 6-1 | 9.0 | 6 | 1 | 1 | 2 | 7 | 1 | 0 | 0 | 7 | (.182) | (0.89) | 0 | 0 | 0 | 0 | 0 | 35 | 0 | 0 | 5.45 |
| 5/24 | @ St. Paul | L 6-5 | 8.0 | 9 | 6 | 6 | 6 | 13 | 2 | 1 | 0 | 11 | (.273) | (1.88) | 0 | 0 | 0 | 0 | 0 | 39 | 0 | 0 | 5.48 |
| 5/25 | @ St. Paul | L 8-6 | 8.0 | 10 | 8 | 8 | 5 | 3 | 1 | 1 | 1 | 18 | (.313) | (1.88) | 0 | 0 | 1 | 1 | 0 | 38 | 0 | 0 | 5.48 |
| 5/26 | @ St. Paul | L 8-6 | 9.0 | 8 | 4 | 4 | 7 | 7 | 0 | 0 | 1 | 12 | (.250) | (1.67) | 0 | 0 | 1 | 1 | 0 | 40 | 1 | 1 | 5.45 |
| 5/27 | @ St. Paul | L 14-1 | 8.0 | 16 | 14 | 11 | 6 | 12 | 2 | 1 | 2 | 26 | (.381) | (2.75) | 0 | 0 | 0 | 0 | 0 | 48 | 0 | 0 | 5.58 |
| 5/28 | @ St. Paul | L 10-6 | 8.0 | 9 | 10 | 6 | 3 | 7 | 1 | 0 | 2 | 16 | (.290) | (1.50) | 0 | 0 | 1 | 0 | 0 | 36 | 0 | 1 | 5.60 |
| 5/30 | MEMPHIS | W 7-6 | 9.0 | 6 | 6 | 6 | 9 | 8 | 1 | 0 | 2 | 13 | (.194) | (1.67) | 0 | 0 | 0 | 1 | 0 | 41 | 1 | 1 | 5.61 |
| 5/31 | MEMPHIS | L 9-4 | 9.0 | 11 | 9 | 7 | 4 | 10 | 1 | 0 | 6 | 30 | (.282) | (1.67) | 1 | 0 | 0 | 0 | 0 | 44 | 0 | 0 | 5.64 |
| 6/1 | MEMPHIS | L 12-6 | 9.0 | 11 | 12 | 12 | 11 | 8 | 2 | 0 | 3 | 22 | (.297) | (2.44) | 0 | 0 | 0 | 1 | 0 | 48 | 0 | 0 | 5.76 |
| 6/2 | MEMPHIS | W 10-9 (10) | 10.0 | 12 | 9 | 7 | 7 | 10 | 2 | 0 | 1 | 17 | (.300) | (1.90) | 0 | 0 | 0 | 3 | 0 | 48 | 0 | 1 | 5.77 |
| 6/3 | MEMPHIS | L 4-2 | 9.0 | 6 | 4 | 3 | 1 | 9 | 1 | 0 | 1 | 10 | (.176) | (0.78) | 2 | 0 | 0 | 0 | 0 | 35 | 0 | 0 | 5.72 |
| 6/4 | MEMPHIS | L 6-5 | 9.0 | 9 | 6 | 6 | 7 | 11 | 2 | 1 | 0 | 13 | (.257) | (1.78) | 1 | 0 | 0 | 1 | 0 | 42 | 0 | 1 | 5.73 |
| 6/6 | @ Indianapolis | W 4-2 | 9.0 | 7 | 2 | 2 | 6 | 12 | 0 | 0 | 1 | 9 | (.219) | (1.44) | 0 | 0 | 1 | 1 | 0 | 40 | 1 | 1 | 5.66 |
| 6/7 | @ Indianapolis | W 9-7 | 9.0 | 10 | 7 | 7 | 4 | 13 | 3 | 1 | 1 | 18 | (.286) | (1.56) | 0 | 0 | 0 | 1 | 0 | 39 | 0 | 0 | 5.68 |
| 6/8 | @ Indianapolis | W 15-7 | 9.0 | 11 | 7 | 7 | 8 | 7 | 3 | 0 | 1 | 17 | (.306) | (2.11) | 0 | 0 | 0 | 1 | 0 | 44 | 0 | 0 | 5.70 |
| 6/9 | @ Indianapolis | W 6-2 | 9.0 | 8 | 2 | 2 | 1 | 12 | 1 | 0 | 1 | 12 | (.216) | (1.00) | 0 | 0 | 0 | 0 | 0 | 38 | 0 | 0 | 5.64 |
| 6/10 | @ Indianapolis | W 9-5 | 9.0 | 11 | 5 | 5 | 10 | 11 | 1 | 0 | 9 | 24 | (.242) | (2.00) | 0 | 0 | 0 | 1 | 0 | 44 | 1 | 1 | 5.63 |
| 6/13 | COLUMBUS | W 6-5 | 9.0 | 9 | 5 | 5 | 6 | 10 | 3 | 0 | 1 | 15 | (.250) | (1.67) | 1 | 0 | 1 | 0 | 0 | 43 | 1 | 2 | 5.62 |
| 6/14 | COLUMBUS | W 6-1 | 9.0 | 4 | 1 | 1 | 6 | 11 | 0 | 0 | 0 | 4 | (.133) | (1.11) | 0 | 0 | 1 | 0 | 0 | 38 | 0 | 0 | 5.54 |
| 6/15 | COLUMBUS | W 4-2 | 9.0 | 5 | 2 | 2 | 1 | 4 | 0 | 0 | 2 | 11 | (.161) | (0.67) | 0 | 0 | 1 | 1 | 0 | 33 | 1 | 1 | 5.49 |
| 6/16 | COLUMBUS | W 4-1 | 8.0 | 6 | 1 | 1 | 3 | 6 | 0 | 0 | 0 | 8 | (.194) | (1.00) | 0 | 0 | 0 | 3 | 0 | 34 | 0 | 0 | 5.42 |
| 6/17 | COLUMBUS | W 13-4 | 9.0 | 11 | 4 | 4 | 4 | 7 | 1 | 0 | 0 | 18 | (.297) | (1.67) | 1 | 0 | 0 | 1 | 0 | 41 | 0 | 0 | 5.39 |
| 6/18 | COLUMBUS | W 6-4 | 9.0 | 6 | 4 | 4 | 5 | 9 | 2 | 1 | 0 | 10 | (.194) | (1.22) | 2 | 0 | 0 | 0 | 0 | 37 | 1 | 1 | 5.37 |
| 6/20 | @ Rochester | L 5-4 | 8.0 | 7 | 5 | 5 | 5 | 13 | 1 | 0 | 1 | 11 | (.233) | (1.50) | 1 | 1 | 1 | 0 | 0 | 36 | 0 | 1 | 5.38 |
| 6/21 | @ Rochester | L 9-2 | 9.0 | 7 | 3 | 2 | 2 | 8 | 1 | 0 | 1 | 11 | (.219) | (1.00) | 1 | 0 | 0 | 0 | 0 | 36 | 0 | 0 | 5.33 |
| 6/22 | @ Rochester | W 8-4 | 9.0 | 8 | 4 | 4 | 5 | 7 | 1 | 0 | 3 | 18 | (.229) | (1.44) | 1 | 0 | 0 | 0 | 0 | 40 | 0 | 0 | 5.31 |
| 6/23 | @ Rochester | W 4-2 | 9.0 | 5 | 2 | 1 | 5 | 7 | 1 | 1 | 0 | 8 | (.167) | (1.11) | 0 | 0 | 2 | 2 | 0 | 38 | 1 | 1 | 5.24 |
| 6/24 | @ Rochester | L | | | | | | | | | | | | | | | | | | | | | |



| DATE | OPPONENT | RESULT | AB | R | H | TB | 2B | 3B | HR | XBH | RBI | BB | IBB | SO | SB | CS | HBP | SAC | SF | GDP | LOB | AVG (SEASON) |
|----------|----------------|-------------|----|----|----|----|----|----|----|-----|-----|----|-----|----|----|----|-----|-----|----|-----|-----|--------------|
| 3/31 | @ Indianapolis | W 8-6 | 40 | 8 | 12 | 16 | 2 | 1 | 0 | 2 | 8 | 9 | 0 | 12 | 3 | 0 | 0 | 0 | 0 | 0 | 14 | 300 |
| 4/1 | @ Indianapolis | W 12-1 | 42 | 12 | 16 | 24 | 2 | 0 | 0 | 2 | 12 | 6 | 0 | 10 | 3 | 0 | 0 | 0 | 0 | 2 | 11 | 341 |
| 4/2 | @ Indianapolis | W 8-3 | 39 | 8 | 12 | 22 | 1 | 0 | 3 | 4 | 8 | 4 | 0 | 5 | 2 | 0 | 1 | 0 | 0 | 0 | 9 | 331 |
| 4/4 | TOLEDO | L 9-2 | 29 | 2 | 6 | 12 | 1 | 0 | 1 | 3 | 2 | 4 | 0 | 10 | 1 | 0 | 0 | 0 | 0 | 4 | 6 | 307 |
| 4/5 | TOLEDO | L 7-6 | 34 | 6 | 8 | 18 | 1 | 0 | 3 | 4 | 6 | 4 | 0 | 10 | 1 | 0 | 0 | 0 | 0 | 1 | 4 | 293 |
| 4/6 | TOLEDO | L 8-5 | 32 | 6 | 7 | 15 | 0 | 0 | 2 | 3 | 3 | 3 | 0 | 12 | 2 | 1 | 0 | 0 | 0 | 1 | 4 | 282 |
| 4/7 | TOLEDO | W 9-4 | 34 | 9 | 12 | 18 | 3 | 0 | 1 | 4 | 8 | 4 | 0 | 11 | 0 | 0 | 0 | 0 | 1 | 1 | 6 | 292 |
| 4/8 | TOLEDO | W 13-8 | 36 | 13 | 12 | 26 | 2 | 0 | 4 | 6 | 13 | 5 | 0 | 9 | 0 | 0 | 0 | 0 | 0 | 0 | 4 | 297 |
| 4/9 | TOLEDO | L 8-2 | 33 | 2 | 6 | 11 | 2 | 0 | 1 | 3 | 2 | 6 | 0 | 12 | 0 | 0 | 2 | 0 | 0 | 0 | 12 | 285 |
| 4/11 | @ Iowa | W 9-6 | 38 | 6 | 10 | 20 | 4 | 0 | 2 | 6 | 6 | 1 | 0 | 6 | 0 | 0 | 0 | 0 | 0 | 0 | 6 | 283 |
| 4/12 | @ Iowa | W 10-6 | 38 | 10 | 12 | 29 | 5 | 0 | 4 | 9 | 10 | 3 | 0 | 9 | 1 | 1 | 0 | 0 | 0 | 0 | 5 | 286 |
| 4/13 | @ Iowa | L 14-1 | 31 | 1 | 6 | 12 | 3 | 0 | 1 | 4 | 1 | 1 | 0 | 4 | 0 | 0 | 0 | 0 | 0 | 1 | 4 | 279 |
| 4/14 | @ Iowa | W 11-8 | 38 | 11 | 11 | 14 | 3 | 0 | 0 | 3 | 10 | 7 | 0 | 7 | 5 | 1 | 2 | 0 | 1 | 0 | 10 | 280 |
| 4/18 | GWINNETT | L 4-1 | 31 | 1 | 7 | 10 | 3 | 0 | 0 | 2 | 1 | 3 | 0 | 7 | 0 | 0 | 0 | 0 | 0 | 1 | 3 | 277 |
| 4/19 | GWINNETT | L 6-2 | 31 | 2 | 6 | 14 | 2 | 0 | 2 | 4 | 1 | 3 | 0 | 7 | 2 | 0 | 0 | 0 | 0 | 1 | 5 | 272 |
| 4/20 | GWINNETT | L 9-3 | 27 | 3 | 3 | 4 | 1 | 0 | 0 | 1 | 3 | 11 | 0 | 10 | 2 | 0 | 0 | 0 | 2 | 1 | 10 | 264 |
| 4/21 | GWINNETT | L 7-3 | 35 | 3 | 9 | 13 | 1 | 0 | 1 | 2 | 3 | 4 | 0 | 8 | 1 | 0 | 0 | 0 | 0 | 1 | 9 | 264 |
| 4/22 | GWINNETT | L 5-2 | 27 | 2 | 4 | 8 | 3 | 0 | 0 | 2 | 2 | 4 | 0 | 8 | 0 | 1 | 0 | 0 | 0 | 3 | 2 | 259 |
| 4/23 | GWINNETT | W 5-3 | 31 | 3 | 12 | 15 | 3 | 0 | 0 | 2 | 5 | 4 | 0 | 7 | 5 | 1 | 0 | 0 | 0 | 0 | 6 | 265 |
| 4/25 | @ Nashville | L 8-3 | 29 | 3 | 5 | 6 | 1 | 0 | 0 | 1 | 3 | 3 | 0 | 12 | 0 | 0 | 1 | 0 | 0 | 2 | 3 | 261 |
| 4/26 | @ Nashville | L 5-0 | 30 | 0 | 4 | 5 | 1 | 0 | 0 | 1 | 0 | 2 | 0 | 7 | 3 | 0 | 0 | 0 | 0 | 2 | 5 | 255 |
| 4/27 | @ Nashville | W 2-1 | 33 | 2 | 5 | 13 | 2 | 0 | 1 | 3 | 2 | 2 | 0 | 11 | 2 | 0 | 1 | 0 | 0 | 1 | 3 | 255 |
| 4/28 | @ Nashville | L 4-3 | 37 | 3 | 5 | 5 | 0 | 0 | 1 | 0 | 1 | 5 | 0 | 9 | 0 | 0 | 1 | 0 | 0 | 0 | 2 | 251 |
| 4/29 | @ Nashville | L 6-5 (10) | 30 | 5 | 8 | 15 | 4 | 0 | 1 | 5 | 4 | 4 | 0 | 6 | 6 | 0 | 0 | 0 | 0 | 4 | 2 | 250 |
| 4/30 | @ Nashville | W 10-6 | 34 | 10 | 11 | 23 | 3 | 0 | 3 | 6 | 10 | 7 | 0 | 9 | 3 | 0 | 1 | 1 | 3 | 1 | 9 | 253 |
| 5/2 | LOUISVILLE | L 10-4 | 33 | 4 | 6 | 9 | 1 | 0 | 0 | 2 | 4 | 7 | 0 | 10 | 0 | 1 | 1 | 0 | 0 | 1 | 10 | 250 |
| 5/3 | LOUISVILLE | L 7-4 | 34 | 4 | 10 | 13 | 3 | 0 | 0 | 3 | 4 | 2 | 0 | 6 | 0 | 0 | 0 | 0 | 0 | 3 | 5 | 252 |
| 5/4 | LOUISVILLE | L 12-10 | 40 | 10 | 11 | 17 | 4 | 0 | 1 | 8 | 8 | 4 | 0 | 6 | 6 | 0 | 0 | 0 | 0 | 1 | 9 | 248 |
| 5/5 | LOUISVILLE | W 6-2 | 30 | 6 | 5 | 12 | 1 | 0 | 2 | 3 | 6 | 3 | 0 | 10 | 3 | 0 | 0 | 0 | 0 | 0 | 3 | 250 |
| 5/6 | LOUISVILLE | W 11-9 | 31 | 11 | 12 | 16 | 1 | 0 | 1 | 2 | 10 | 6 | 0 | 6 | 2 | 1 | 4 | 1 | 1 | 0 | 8 | 254 |
| 5/7 | LOUISVILLE | L 4-3 | 35 | 3 | 8 | 17 | 1 | 1 | 2 | 4 | 3 | 2 | 0 | 10 | 2 | 0 | 0 | 0 | 0 | 0 | 7 | 253 |
| 5/9 | @ Scranton/WB | L 14-2 | 31 | 2 | 3 | 8 | 1 | 1 | 1 | 2 | 3 | 0 | 0 | 5 | 0 | 0 | 0 | 0 | 0 | 0 | 2 | 250 |
| 5/10 | @ Scranton/WB | L 4-3 | 30 | 3 | 5 | 11 | 1 | 0 | 1 | 3 | 3 | 7 | 0 | 8 | 3 | 0 | 1 | 0 | 0 | 1 | 9 | 249 |
| 5/11 | @ Scranton/WB | W 4-3 (11) | 36 | 4 | 4 | 8 | 1 | 0 | 1 | 2 | 2 | 7 | 0 | 9 | 3 | 0 | 1 | 0 | 0 | 2 | 6 | 243 |
| 5/12 | @ Scranton/WB | W 3-2 | 32 | 3 | 8 | 10 | 2 | 0 | 0 | 2 | 3 | 2 | 0 | 7 | 1 | 1 | 0 | 0 | 1 | 0 | 5 | 243 |
| 5/13 | @ Scranton/WB | L 8-6 | 37 | 6 | 14 | 21 | 4 | 1 | 3 | 5 | 6 | 1 | 0 | 8 | 2 | 1 | 0 | 0 | 0 | 0 | 6 | 248 |
| 5/14 | @ Scranton/WB | W 6-2 | 33 | 6 | 7 | 20 | 2 | 1 | 3 | 6 | 2 | 6 | 0 | 13 | 2 | 1 | 0 | 0 | 0 | 0 | 6 | 247 |
| 5/16 | TOLEDO | W 16-8 | 41 | 16 | 18 | 34 | 7 | 0 | 3 | 10 | 15 | 5 | 0 | 9 | 3 | 0 | 2 | 0 | 0 | 1 | 8 | 253 |
| 5/17 | TOLEDO | W 9-0 | 36 | 9 | 14 | 20 | 3 | 0 | 1 | 4 | 9 | 4 | 0 | 6 | 0 | 0 | 1 | 0 | 0 | 2 | 8 | 256 |
| 5/19 | TOLEDO | W 9-1 | 32 | 9 | 12 | 18 | 4 | 1 | 0 | 5 | 8 | 8 | 0 | 7 | 5 | 0 | 1 | 0 | 0 | 1 | 9 | 259 |
| 5/20 | TOLEDO | L 4-1 | 29 | 2 | 2 | 2 | 0 | 0 | 0 | 1 | 7 | 2 | 0 | 16 | 2 | 0 | 0 | 0 | 0 | 0 | 8 | 250 |
| 5/21 | TOLEDO | W 8-4 | 35 | 8 | 12 | 28 | 2 | 1 | 4 | 7 | 7 | 6 | 0 | 6 | 2 | 0 | 0 | 0 | 0 | 1 | 9 | 257 |
| 5/23 | @ St. Paul | W 6-1 | 35 | 6 | 10 | 18 | 5 | 0 | 1 | 6 | 6 | 4 | 0 | 11 | 0 | 0 | 0 | 0 | 1 | 2 | 7 | 258 |
| 5/24 | @ St. Paul | L 6-5 | 38 | 5 | 11 | 15 | 1 | 0 | 1 | 2 | 5 | 6 | 0 | 12 | 1 | 1 | 0 | 0 | 0 | 1 | 12 | 259 |
| 5/25 | @ St. Paul | L 8-6 | 36 | 6 | 10 | 16 | 3 | 0 | 0 | 4 | 6 | 7 | 0 | 7 | 6 | 0 | 0 | 0 | 0 | 1 | 12 | 259 |
| 5/26 | @ St. Paul | L 6-4 | 32 | 6 | 8 | 9 | 1 | 0 | 0 | 1 | 3 | 8 | 0 | 7 | 7 | 1 | 1 | 0 | 0 | 2 | 8 | 259 |
| 5/27 | @ St. Paul | L 14-1 | 28 | 1 | 6 | 9 | 0 | 0 | 0 | 1 | 1 | 7 | 0 | 8 | 0 | 2 | 1 | 0 | 0 | 4 | 8 | 258 |
| 5/28 | @ St. Paul | L 10-6 | 34 | 6 | 11 | 12 | 1 | 1 | 0 | 1 | 5 | 3 | 0 | 5 | 2 | 0 | 0 | 0 | 0 | 4 | 4 | 260 |
| 5/30 | MEMPHIS | W 7-6 | 34 | 7 | 12 | 24 | 4 | 1 | 2 | 7 | 3 | 1 | 0 | 5 | 0 | 0 | 1 | 0 | 0 | 1 | 6 | 261 |
| 5/31 | MEMPHIS | L 9-4 | 37 | 4 | 9 | 9 | 0 | 0 | 0 | 0 | 3 | 1 | 0 | 10 | 3 | 0 | 1 | 0 | 0 | 1 | 8 | 261 |
| 6/1 | MEMPHIS | L 12-6 | 34 | 6 | 9 | 20 | 2 | 0 | 3 | 5 | 6 | 6 | 0 | 10 | 1 | 0 | 1 | 0 | 0 | 2 | 8 | 261 |
| 6/2 | MEMPHIS | W 10-9 (10) | 40 | 10 | 13 | 20 | 4 | 0 | 1 | 5 | 9 | 3 | 0 | 8 | 4 | 1 | 0 | 2 | 1 | 0 | 8 | 263 |
| 6/3 | MEMPHIS | L 4-2 | 31 | 2 | 6 | 7 | 1 | 0 | 0 | 1 | 1 | 6 | 0 | 11 | 0 | 0 | 0 | 0 | 0 | 1 | 8 | 261 |
| 6/4 | MEMPHIS | L 6-5 | 37 | 5 | 12 | 13 | 2 | 0 | 0 | 1 | 4 | 3 | 0 | 8 | 2 | 0 | 0 | 0 | 0 | 2 | 11 | 263 |
| 6/6 | @ Indianapolis | W 4-2 | 32 | 4 | 8 | 13 | 2 | 0 | 0 | 3 | 4 | 2 | 0 | 5 | 5 | 1 | 0 | 1 | 0 | 0 | 5 | 262 |
| 6/7 | @ Indianapolis | W 9-7 | 33 | 9 | 10 | 16 | 3 | 0 | 1 | 4 | 9 | 10 | 0 | 7 | 5 | 0 | 1 | 0 | 2 | 2 | 10 | 263 |
| 6/8 | @ Indianapolis | W 15-7 | 36 | 15 | 12 | 18 | 3 | 0 | 1 | 4 | 15 | 11 | 0 | 11 | 4 | 0 | 0 | 0 | 3 | 0 | 8 | 264 |
| 6/9 | @ Indianapolis | W 6-2 | 39 | 6 | 13 | 19 | 3 | 0 | 1 | 4 | 8 | 0 | 0 | 8 | 2 | 0 | 1 | 0 | 0 | 1 | 7 | 266 |
| 6/10 | @ Indianapolis | W 9-5 | 37 | 9 | 12 | 18 | 3 | 0 | 1 | 8 | 10 | 5 | 0 | 10 | 2 | 0 | 1 | 0 | 0 | 0 | 13 | 267 |
| 6/13 | COLUMBUS | W 6-5 | 29 | 6 | 12 | 14 | 1 | 0 | 2 | 3 | 6 | 4 | 0 | 10 | 2 | 0 | 1 | 0 | 0 | 1 | 4 | 266 |
| 6/14 | COLUMBUS | W 6-1 | 26 | 6 | 5 | 16 | 2 | 0 | 3 | 5 | 6 | 6 | 0 | 7 | 2 | 0 | 1 | 1 | 1 | 0 | 5 | 265 |
| 6/15 | COLUMBUS | W 4-2 | 29 | 4 | 6 | 10 | 0 | 1 | 0 | 1 | 4 | 3 | 0 | 8 | 2 | 0 | 1 | 0 | 1 | 0 | 6 | 265 |
| 6/16 | COLUMBUS | W 4-1 | 30 | 4 | 10 | 18 | 5 | 0 | 0 | 1 | 6 | 4 | 0 | 7 | 0 | 0 | 0 | 0 | 0 | 1 | 5 | 266 |
| 6/17 | COLUMBUS | W 13-4 | 37 | 13 | 15 | 23 | 2 | 0 | 2 | 4 | 13 | 9 | 0 | 10 | 0 | 0 | 0 | 0 | 0 | 1 | 10 | 266 |
| 6/18 | COLUMBUS | W 6-4 | 34 | 6 | 13 | 23 | 4 | 0 | 2 | 6 | 6 | 1 | 0 | 7 | 1 | 0 | 2 | 0 | 0 | 1 | 7 | 270 |
| 6/20 | @ Rochester | L 5-4 | 31 | 4 | 7 | 8 | 1 | 0 | 0 | 1 | 4 | 7 | 0 | 10 | 0 | 2 | 0 | 0 | 1 | 1 | 8 | 269 |
| 6/21 | @ Rochester | W 7-3 | 35 | 7 | 10 | 13 | 3 | 0 | 0 | 3 | 7 | 6 | 0 | 8 | 0 | 0 | 0 | 0 | 0 | 2 | 7 | 269 |
| 6/22 | @ Rochester | W 8-4 | 37 | 8 | 11 | 16 | 2 | 0 | 1 | 3 | 7 | 3 | 0 | 12 | 2 | 0 | 1 | 0 | 0 | 1 | 6 | 270 |
| 6/23 | @ Rochester | W 4-2 | 33 | 4 | 7 | 12 | 2 | 0 | 0 | 1 | 3 | 3 | 0 | 8 | 0 | 0 | 1 | 1 | 0 | 0 | 6 | 269 |
| 6/24 | @ Rochester | L 3-2 | 30 | 2 | 5 | 11 | 1 | 1 | 1 | 3 | 2 | 6 | 0 | 11 | 1 | 0 | 0 | 1 | 0 | 1 | 8 | 268 |
| 6/25 | @ Rochester | W 7-3 | 33 | 7 | 5 | 10 | 1 | 0 | 0 | 1 | 6 | 7 | 0 | 10 | 3 | 1 | 0 | 0 | 2 | 1 | 5 | 268 |
| 6/28 | IOWA | L 9-2 | 30 | 2 | 5 | 6 | 1 | 0 | 0 | 1 | 2 | 3 | 0 | 9 | 1 | 0 | 0 | 0 | 0 | 1 | 1 | 267 |
| 6/29 | IOWA | W 8-3 | 34 | 8 | 12 | 28 | 5 | 1 | 3 | 9 | 8 | 7 | 0 | 1 | 1 | 0 | 0 | 0 | 0 | 0 | 11 | 268 |
| 6/30 | IOWA | L 6-5 | 37 | 5 | 9 | 12 | 3 | 0 | 0 | 3 | 3 | 4 | 0 | 12 | 1 | 0 | 1 | 0 | 0 | 1 | 10 | 267 |
| 7/2 [61] | IOWA | W 11-1 (7) | 31 | 11 | 16 | 27 | 5 | 0 | 2 | 7 | 11 | 3 | 0 | 7 | 0 | 0 | 1 | 0 | 0 | 2 | 6 | 270 |
| 7/2 [62] | IOWA | L 6-2 (7) | 26 | 2 | 6 | 11 | 2 | 0 | 1 | 3 | 1 | 0 | 0 | 7 | 1 | 1 | 0 | 0 | 0 | 0 | 3 | 270 |
| 7/3 | IOWA | L 7-6 | 32 | 6 | 5 | 9 | 1 | 0 | 1 | 2 | 5 | 6 | 0 | | | | | | | | | |

HITTING

| SERIES | OPPONENT | DATES | AVG | G | AB | R | H | TB | 2B | 3B | HR | RBI | BB | IBB | SO | SB | CS | OBP | SLG | OPS | PA | SAC | SF | HBP | GIDP |
|-----------|----------------|-------------|------|---|-----|----|----|-----|----|----|----|-----|----|-----|----|----|----|------|------|------|-----|-----|----|-----|------|
| SERIES 1 | @ Indianapolis | 3/31 - 4/2 | .331 | 3 | 121 | 28 | 40 | 62 | 5 | 1 | 5 | 28 | 19 | 0 | 27 | 10 | 0 | .420 | .512 | .932 | 143 | 0 | 2 | 1 | 0 |
| SERIES 2 | TOLEDO | 4/4 - 4/9 | .258 | 6 | 198 | 37 | 51 | 100 | 9 | 2 | 12 | 34 | 28 | 0 | 61 | 5 | 2 | .355 | .505 | .860 | 231 | 0 | 2 | 3 | 7 |
| SERIES 3 | @ Iowa | 4/11 - 4/16 | .269 | 4 | 145 | 28 | 39 | 75 | 15 | 0 | 7 | 27 | 12 | 0 | 26 | 6 | 2 | .335 | .517 | .852 | 161 | 0 | 1 | 3 | 1 |
| SERIES 4 | GWINNETT | 4/18 - 4/23 | .225 | 6 | 182 | 16 | 41 | 64 | 11 | 0 | 4 | 16 | 29 | 0 | 50 | 11 | 3 | .330 | .352 | .682 | 215 | 0 | 3 | 1 | 7 |
| SERIES 5 | @ Nashville | 4/25 - 4/30 | .212 | 6 | 193 | 23 | 41 | 67 | 11 | 0 | 5 | 21 | 20 | 0 | 52 | 11 | 1 | .292 | .347 | .639 | 220 | 1 | 3 | 3 | 9 |
| SERIES 6 | LOUISVILLE | 5/2 - 5/7 | .256 | 6 | 203 | 38 | 52 | 84 | 10 | 2 | 6 | 35 | 24 | 0 | 48 | 13 | 2 | .349 | .414 | .763 | 236 | 1 | 2 | 6 | 4 |
| SERIES 7 | @ Scranton/WB | 5/9 - 5/14 | .211 | 6 | 199 | 24 | 42 | 78 | 11 | 2 | 7 | 20 | 20 | 0 | 50 | 12 | 4 | .290 | .392 | .682 | 224 | 0 | 2 | 3 | 3 |
| SERIES 8 | TOLEDO | 5/16 - 5/21 | .321 | 6 | 209 | 45 | 67 | 112 | 17 | 2 | 8 | 42 | 38 | 0 | 56 | 14 | 1 | .433 | .536 | .969 | 252 | 0 | 1 | 4 | 5 |
| SERIES 9 | @ St. Paul | 5/23 - 5/28 | .276 | 6 | 203 | 30 | 56 | 79 | 11 | 0 | 4 | 26 | 35 | 0 | 49 | 16 | 4 | .391 | .389 | .780 | 243 | 0 | 1 | 4 | 14 |
| SERIES 10 | MEMPHIS | 5/30 - 6/4 | .286 | 6 | 213 | 34 | 61 | 93 | 12 | 1 | 6 | 28 | 24 | 0 | 52 | 10 | 3 | .365 | .437 | .802 | 243 | 2 | 1 | 3 | 7 |
| SERIES 11 | @ Indianapolis | 6/6 - 6/11 | .311 | 5 | 177 | 43 | 55 | 84 | 14 | 0 | 5 | 42 | 33 | 1 | 39 | 21 | 1 | .414 | .475 | .889 | 221 | 1 | 7 | 3 | 3 |
| SERIES 12 | COLUMBUS | 6/13 - 6/18 | .303 | 6 | 185 | 39 | 56 | 102 | 14 | 1 | 10 | 39 | 26 | 0 | 49 | 7 | 1 | .397 | .551 | .948 | 220 | 1 | 3 | 5 | 4 |
| SERIES 13 | @ Rochester | 6/20 - 6/25 | .246 | 6 | 199 | 32 | 49 | 70 | 10 | 1 | 3 | 28 | 31 | 0 | 59 | 6 | 3 | .349 | .352 | .701 | 237 | 2 | 3 | 2 | 6 |
| SERIES 14 | IOWA | 6/28 - 7/3 | .279 | 6 | 190 | 34 | 53 | 93 | 17 | 1 | 7 | 30 | 23 | 1 | 57 | 5 | 2 | .364 | .489 | .853 | 218 | 1 | 1 | 3 | 4 |
| SERIES 15 | @ Gwinnett | 7/4 - 7/9 | | | | | | | | | | | | | | | | | | | | | | | |
| SERIES 16 | INDIANAPOLIS | 7/14 - 7/16 | | | | | | | | | | | | | | | | | | | | | | | |
| SERIES 17 | ST. PAUL | 7/18 - 7/23 | | | | | | | | | | | | | | | | | | | | | | | |
| SERIES 18 | @ Columbus | 7/25 - 7/30 | | | | | | | | | | | | | | | | | | | | | | | |
| SERIES 19 | @ Louisville | 8/1 - 8/6 | | | | | | | | | | | | | | | | | | | | | | | |
| SERIES 20 | IOWA | 8/8 - 8/13 | | | | | | | | | | | | | | | | | | | | | | | |
| SERIES 21 | @ Toledo | 8/15 - 8/20 | | | | | | | | | | | | | | | | | | | | | | | |
| SERIES 22 | ST. PAUL | 8/22 - 8/27 | | | | | | | | | | | | | | | | | | | | | | | |
| SERIES 23 | LOUISVILLE | 8/29 - 9/3 | | | | | | | | | | | | | | | | | | | | | | | |
| SERIES 24 | @ Iowa | 9/5 - 9/10 | | | | | | | | | | | | | | | | | | | | | | | |
| SERIES 25 | INDIANAPOLIS | 9/12 - 9/17 | | | | | | | | | | | | | | | | | | | | | | | |
| SERIES 26 | @ Columbus | 9/19 - 9/24 | | | | | | | | | | | | | | | | | | | | | | | |

PITCHING

| SERIES | OPPONENT | DATES | W | L | ERA | G | GS | CG | SHO | GF | HLD | SV | SVO | IP | H | R | ER | HR | HB | BB | IBB | SO | AVG | WP | BK | GIDP |
|-----------|----------------|-------------|---|---|------|---|----|----|-----|----|-----|----|-----|------|----|----|----|----|----|----|-----|----|------|----|----|------|
| SERIES 1 | @ Indianapolis | 3/31 - 4/2 | 3 | 0 | 3.33 | 3 | 3 | 0 | 0 | 3 | 0 | 1 | 1 | 27.0 | 27 | 10 | 10 | 2 | 3 | 9 | 0 | 25 | .273 | 0 | 1 | 9 |
| SERIES 2 | TOLEDO | 4/4 - 4/9 | 2 | 4 | 6.67 | 6 | 6 | 0 | 0 | 6 | 0 | 0 | 1 | 54.0 | 69 | 44 | 40 | 11 | 4 | 30 | 0 | 56 | .303 | 2 | 1 | 6 |
| SERIES 3 | @ Iowa | 4/11 - 4/16 | 2 | 2 | 9.00 | 4 | 4 | 0 | 0 | 4 | 2 | 1 | 1 | 34.0 | 41 | 37 | 34 | 8 | 6 | 17 | 1 | 42 | .289 | 1 | 0 | 1 |
| SERIES 4 | GWINNETT | 4/18 - 4/23 | 1 | 5 | 4.50 | 6 | 6 | 0 | 0 | 6 | 3 | 1 | 1 | 54.0 | 55 | 34 | 27 | 5 | 2 | 24 | 0 | 39 | .268 | 10 | 1 | 6 |
| SERIES 5 | @ Nashville | 4/25 - 4/30 | 2 | 4 | 4.85 | 6 | 6 | 0 | 0 | 6 | 6 | 1 | 4 | 52.0 | 57 | 30 | 28 | 5 | 3 | 26 | 0 | 43 | .284 | 3 | 0 | 4 |
| SERIES 6 | LOUISVILLE | 5/2 - 5/7 | 2 | 4 | 6.83 | 6 | 6 | 0 | 0 | 6 | 3 | 2 | 3 | 54.0 | 64 | 44 | 41 | 14 | 2 | 26 | 0 | 53 | .298 | 4 | 1 | 2 |
| SERIES 7 | @ Scranton/WB | 5/9 - 5/14 | 3 | 3 | 5.57 | 6 | 6 | 0 | 0 | 6 | 7 | 2 | 5 | 53.1 | 53 | 34 | 33 | 10 | 5 | 36 | 2 | 58 | .272 | 3 | 0 | 9 |
| SERIES 8 | TOLEDO | 5/16 - 5/21 | 4 | 2 | 3.83 | 6 | 6 | 0 | 1 | 6 | 3 | 0 | 0 | 54.0 | 55 | 26 | 23 | 8 | 5 | 22 | 0 | 55 | .266 | 5 | 0 | 7 |
| SERIES 9 | @ St. Paul | 5/23 - 5/28 | 2 | 4 | 5.94 | 6 | 6 | 0 | 0 | 6 | 1 | 1 | 3 | 50.0 | 58 | 43 | 33 | 6 | 3 | 29 | 0 | 51 | .286 | 0 | 0 | 2 |
| SERIES 10 | MEMPHIS | 5/30 - 6/4 | 2 | 4 | 6.71 | 6 | 6 | 0 | 0 | 6 | 4 | 1 | 3 | 55.0 | 55 | 46 | 41 | 13 | 0 | 39 | 0 | 56 | .255 | 4 | 0 | 6 |
| SERIES 11 | @ Indianapolis | 6/6 - 6/11 | 5 | 0 | 4.60 | 5 | 5 | 0 | 0 | 5 | 2 | 2 | 2 | 45.0 | 44 | 23 | 23 | 3 | 1 | 29 | 0 | 55 | .254 | 1 | 0 | 4 |
| SERIES 12 | COLUMBUS | 6/13 - 6/18 | 6 | 0 | 2.83 | 6 | 6 | 0 | 0 | 6 | 6 | 3 | 4 | 54.0 | 41 | 17 | 17 | 5 | 3 | 25 | 0 | 47 | .209 | 4 | 0 | 5 |
| SERIES 13 | @ Rochester | 6/20 - 6/25 | 4 | 2 | 3.10 | 6 | 6 | 0 | 0 | 6 | 7 | 1 | 2 | 52.1 | 46 | 20 | 18 | 7 | 3 | 26 | 1 | 51 | .234 | 4 | 1 | 2 |
| SERIES 14 | IOWA | 6/28 - 7/3 | 2 | 4 | 5.58 | 6 | 6 | 0 | 0 | 6 | 1 | 0 | 1 | 50.0 | 41 | 32 | 31 | 10 | 0 | 31 | 0 | 58 | .225 | 1 | 0 | 5 |
| SERIES 15 | @ Gwinnett | 7/4 - 7/9 | | | | | | | | | | | | | | | | | | | | | | | | |
| SERIES 16 | INDIANAPOLIS | 7/14 - 7/16 | | | | | | | | | | | | | | | | | | | | | | | | |
| SERIES 17 | ST. PAUL | 7/18 - 7/23 | | | | | | | | | | | | | | | | | | | | | | | | |
| SERIES 18 | @ Columbus | 7/25 - 7/30 | | | | | | | | | | | | | | | | | | | | | | | | |
| SERIES 19 | @ Louisville | 8/1 - 8/6 | | | | | | | | | | | | | | | | | | | | | | | | |
| SERIES 20 | IOWA | 8/8 - 8/13 | | | | | | | | | | | | | | | | | | | | | | | | |
| SERIES 21 | @ Toledo | 8/15 - 8/20 | | | | | | | | | | | | | | | | | | | | | | | | |
| SERIES 22 | ST. PAUL | 8/22 - 8/27 | | | | | | | | | | | | | | | | | | | | | | | | |
| SERIES 23 | LOUISVILLE | 8/29 - 9/3 | | | | | | | | | | | | | | | | | | | | | | | | |
| SERIES 24 | @ Iowa | 9/5 - 9/10 | | | | | | | | | | | | | | | | | | | | | | | | |
| SERIES 25 | INDIANAPOLIS | 9/12 - 9/17 | | | | | | | | | | | | | | | | | | | | | | | | |
| SERIES 26 | @ Columbus | 9/19 - 9/24 | | | | | | | | | | | | | | | | | | | | | | | | |

 SERIES WINS: 5 (2 at Home, 3 on Road)

 SERIES LOSSES: 7 (5 at Home, 2 on Road)

 SERIES SPLITS: 2 (2 on Road)



STARTING PITCHERS

[illegible]

RELIEVERS

| SERIES | OPPONENT | DATES | W | L | ERA | G | HLD | SV | SVO | IP | H | R | ER | 2B | 3B | HR | TB | BB | IBB | SO | WHIP | AVG | HBP | WP | BK | GDP | K/BB | NP | NS | TBF | IR | IRS |
|-----------|----------------|-------------|---|---|------|---|-----|----|-----|------|----|----|----|----|----|----|----|----|-----|----|------|------|-----|----|----|-----|------|-----|-----|-----|----|-----|
| SERIES 1 | @ Indianapolis | 3/31 - 4/2 | 3 | 0 | 1.13 | 3 | 0 | 1 | 1 | 16.0 | 14 | 2 | 2 | 4 | 0 | 0 | 18 | 5 | 0 | 12 | 1.19 | .255 | 1 | 0 | 1 | 7 | 2.40 | 218 | 132 | 61 | 1 | 1 |
| SERIES 2 | TOLEDO | 4/4 - 4/9 | 1 | 1 | 8.16 | 6 | 0 | 0 | 1 | 28.2 | 38 | 28 | 26 | 9 | 1 | 7 | 70 | 18 | 0 | 34 | 1.95 | .314 | 4 | 1 | 1 | 3 | 1.89 | 579 | 345 | 143 | 7 | 5 |
| SERIES 3 | @ Iowa | 4/11 - 4/16 | 2 | 0 | 4.15 | 4 | 2 | 1 | 1 | 21.2 | 21 | 13 | 10 | 8 | 1 | 1 | 34 | 7 | 1 | 26 | 1.29 | .244 | 5 | 1 | 0 | 0 | 3.71 | 374 | 229 | 99 | 4 | 4 |
| SERIES 4 | GWINNETT | 4/18 - 4/23 | 0 | 3 | 6.00 | 6 | 3 | 1 | 1 | 21.0 | 26 | 17 | 14 | 5 | 0 | 3 | 40 | 10 | 0 | 18 | 1.71 | .299 | 2 | 7 | 1 | 1 | 1.80 | 379 | 235 | 102 | 5 | 4 |
| SERIES 5 | @ Nashville | 4/25 - 4/30 | 1 | 2 | 4.29 | 6 | 6 | 1 | 4 | 21.0 | 25 | 12 | 10 | 2 | 0 | 1 | 30 | 15 | 0 | 23 | 1.90 | .298 | 2 | 2 | 0 | 2 | 1.53 | 414 | 237 | 103 | 14 | 3 |
| SERIES 6 | LOUISVILLE | 5/2 - 5/7 | 1 | 1 | 5.47 | 6 | 3 | 2 | 3 | 26.1 | 27 | 19 | 16 | 4 | 0 | 4 | 43 | 17 | 0 | 32 | 1.67 | .267 | 1 | 4 | 1 | 1 | 1.88 | 489 | 293 | 121 | 9 | 5 |
| SERIES 7 | @ Scranton/WB | 5/9 - 5/14 | 2 | 2 | 5.28 | 6 | 7 | 2 | 5 | 29.0 | 25 | 18 | 17 | 2 | 0 | 5 | 42 | 21 | 2 | 34 | 1.59 | .248 | 3 | 3 | 0 | 7 | 1.62 | 538 | 318 | 126 | 12 | 3 |
| SERIES 8 | TOLEDO | 5/16 - 5/21 | 3 | 1 | 2.54 | 6 | 3 | 0 | 0 | 28.1 | 23 | 11 | 8 | 5 | 0 | 2 | 34 | 10 | 0 | 35 | 1.16 | .221 | 4 | 3 | 0 | 3 | 3.50 | 503 | 303 | 119 | 10 | 3 |
| SERIES 9 | @ St. Paul | 5/23 - 5/28 | 0 | 3 | 9.00 | 6 | 1 | 1 | 3 | 23.0 | 32 | 33 | 23 | 5 | 2 | 6 | 59 | 19 | 0 | 30 | 2.22 | .317 | 3 | 0 | 0 | 0 | 1.58 | 498 | 285 | 124 | 8 | 5 |
| SERIES 10 | MEMPHIS | 5/30 - 6/4 | 1 | 2 | 7.56 | 6 | 4 | 1 | 3 | 25.0 | 22 | 23 | 21 | 3 | 0 | 3 | 34 | 25 | 0 | 27 | 1.88 | .227 | 0 | 2 | 0 | 3 | 1.08 | 528 | 308 | 123 | 18 | 9 |
| SERIES 11 | @ Indianapolis | 6/6 - 6/11 | 2 | 0 | 3.86 | 5 | 2 | 2 | 2 | 21.0 | 20 | 9 | 9 | 3 | 0 | 0 | 23 | 16 | 0 | 28 | 1.71 | .250 | 0 | 1 | 0 | 2 | 1.75 | 388 | 237 | 98 | 14 | 2 |
| SERIES 12 | COLUMBUS | 6/13 - 6/18 | 2 | 0 | 3.47 | 6 | 6 | 3 | 4 | 23.1 | 18 | 9 | 9 | 4 | 1 | 0 | 24 | 12 | 0 | 31 | 1.29 | .207 | 1 | 3 | 0 | 0 | 2.58 | 385 | 252 | 101 | 9 | 3 |
| SERIES 13 | @ Rochester | 6/20 - 6/25 | 1 | 2 | 3.47 | 6 | 7 | 1 | 2 | 23.1 | 17 | 9 | 9 | 4 | 1 | 2 | 29 | 19 | 1 | 26 | 1.54 | .198 | 2 | 3 | 0 | 0 | 1.37 | 429 | 255 | 108 | 5 | 0 |
| SERIES 14 | IOWA | 6/28 - 7/3 | 2 | 2 | 5.63 | 6 | 1 | 0 | 1 | 24.0 | 17 | 16 | 15 | 2 | 0 | 4 | 31 | 19 | 0 | 30 | 1.50 | .198 | 0 | 1 | 0 | 2 | 1.58 | 434 | 247 | 107 | 12 | 2 |
| SERIES 15 | @ Gwinnett | 7/4 - 7/9 | | | | | | | | | | | | | | | | | | | | | | | | | | | | | | |
| SERIES 16 | INDIANAPOLIS | 7/14 - 7/16 | | | | | | | | | | | | | | | | | | | | | | | | | | | | | | |
| SERIES 17 | ST. PAUL | 7/18 - 7/23 | | | | | | | | | | | | | | | | | | | | | | | | | | | | | | |
| SERIES 18 | @ Columbus | 7/25 - 7/30 | | | | | | | | | | | | | | | | | | | | | | | | | | | | | | |
| SERIES 19 | @ Louisville | 8/1 - 8/6 | | | | | | | | | | | | | | | | | | | | | | | | | | | | | | |
| SERIES 20 | IOWA | 8/8 - 8/13 | | | | | | | | | | | | | | | | | | | | | | | | | | | | | | |
| SERIES 21 | @ Toledo | 8/15 - 8/20 | | | | | | | | | | | | | | | | | | | | | | | | | | | | | | |
| SERIES 22 | ST. PAUL | 8/22 - 8/27 | | | | | | | | | | | | | | | | | | | | | | | | | | | | | | |
| SERIES 23 | LOUISVILLE | 8/29 - 9/3 | | | | | | | | | | | | | | | | | | | | | | | | | | | | | | |
| SERIES 24 | @ Iowa | 9/5 - 9/10 | | | | | | | | | | | | | | | | | | | | | | | | | | | | | | |
| SERIES 25 | INDIANAPOLIS | 9/12 - 9/17 | | | | | | | | | | | | | | | | | | | | | | | | | | | | | | |
| SERIES 26 | @ Columbus | 9/19 - 9/24 | | | | | | | | | | | | | | | | | | | | | | | | | | | | | | |