



WEST MICHIGAN WHITECAPS

2026 MEDIA GUIDE



WHITECAPS SEATING CHART



	Premium Box	\$22.00
	Box	\$18.00
	Drink Rails	\$28.00
	Liberty Mutual Safeco 4TOPPS	\$180.00
	Barrier-Free Seating	(same as above)
	Lawn Section	\$12.00

*Children 2 and under
are free for
all seating areas*

West Michigan Whitecaps
 P.O. Box 428 | 4500 West River Drive | Comstock Park, MI 49321
 Phone: (616) 784-4131 • Fax: (616) 784-4911
 Website: www.whitecapsbaseball.com
 E-mail: playball@whitecapsbaseball.com

TABLE OF CONTENTS



2026 Whitecaps

LMCU Ballpark Seating Chart.....	Inside Front Cover
Whitecaps Front Office Directory.....	3
2026 Whitecaps Field Staff.....	4-5
2026 Whitecaps Roster.....	6
2026 Players.....	7-17

2025 Season Review

Season Review & Final Standings.....	18
Whitecaps Statistics.....	19
Transactions.....	20
Playoff Results & Rehab History.....	21
Whitecaps Team Leaders.....	22
Day-By-Day Results.....	23-24
Single Game Highs.....	25-26
Home/Road Statistics.....	27-28
Whitecaps vs. Left-handers/Right-handers.....	29-30
Situational Stats.....	31
League Team Statistics/Attendance.....	32
League Batting Leaders & First Round Picks.....	33
League Pitching Leaders & Most League Championships.....	34
Minor League Baseball Attendance & MWL Honors.....	35

League

Opponents.....	36-47
----------------	-------

History

Opening Day History.....	48-49
Awards and Honors.....	50-51
Managerial History.....	52
Whitecaps in the Majors.....	53

Records

All-Time Standings and Results & Attendance Records.....	55
Team Records.....	56-57
Single-Season Batting Records.....	58-59
Single-Season Pitching Records.....	60-61
All-Time Highs and Lows.....	63
Team Batting/Pitching Year-By-Year.....	64
Batting Leaders Year-By-Year.....	65
Pitching Leaders Year-By-Year.....	66
Miscellaneous Streaks and Records.....	67-68
Whitecaps vs. League Opponents & Prospects.....	69

Detroit Tigers

Front Office Directory.....	71
2025 Amateur Draft Results.....	72
2025 Organizational Final Statistics.....	73-77
2025 MLB/MiLB Performance.....	78
2025 Affiliate Standings.....	79
Organizational Directory & <i>Baseball America</i> Best Prospects/Tools.....	80-81

Media

LMCU Ballpark BP Schedule, Ground Rules & League Mileage Chart.....	83
League Rulebook & West Michigan No-Hitters.....	84-85
Whitecaps Media Directory.....	86
League/Affiliate Media Directory.....	87
A History of Excellence.....	88
Whitecaps Media Regulations.....	Inside Back Cover
2026 Whitecaps Schedule.....	Back Cover

2026 WHITECAPS

SEASON REVIEW

OPPONENTS

HISTORY

RECORDS

DETROIT TIGERS

MEDIA



2026 WHITECAPS

René Rivera, who enjoyed a 13-year Major League playing career with ten teams, becomes the 16th manager in Whitecaps history, beginning with his first season in 2026. The native Of Puerto Rico last served as manager for the 2026 Florida State League Champion Lakeland Flying Tigers.



2026 WHITECAPS

SEASON RELEASE

OPPONENTS

HISTORY

RECORDS

DETROIT TIGERS

MEDIA

Executives

Chairmen and Founders.....	Low Chamberlin & Denny Baxter
Chief Executive Officer.....	Joe Chamberlin
President.....	Steve McCarthy
Vice President and General Manager.....	Jim Jarecki
Vice President of Sales.....	Dan Morrison
Vice President of Finance & Accounting.....	Dave Rozema

Advertising, Sales and Promotions

Director of Marketing.....	Ben Love
Manager of Digital Media & Communications.....	Alex Brodsky
Multimedia Coordinator.....	Kelly Gonzalez Diaz
Data & Communications Coordinator.....	Brady Lemons
Promotions and Fan Entertainment Manager.....	Garrett Cheslek
Video Production Assistant.....	Kaylah Owens
Multimedia Specialist.....	Brooke Simpson
Partnership Coordinator.....	Leah Austin
Account Executive.....	Ernie McCallum
Account Executive.....	JD Triemstra
Account Executive.....	Brittney Behrens

Ticket Sales

Director of Ticket Sales.....	Shaun Pynnonen
Assistant Director of Ticket Sales.....	Mike Epstein
Box Office Manager & Creative Specialist.....	Emily Milne
Ticket Sales Manager.....	Riley Paulus
Ticket Sales Consultants.....	Nick Bradshaw, Tyler Glave, Clayton Cooper
Ticket Operations Coordinator.....	Matt Phillips

Broadcasting and Community Relations

Play-by-Play Broadcaster/Media Relations.....	Dan Hasty
Broadcast, Media Assistant.....	Nate Wangler
Community & Media Relations Manager.....	Nate Phillips

Operations

Operations Manager.....	Brett Frieze
Ballpark Operations Coordinator.....	Nic Wolfe
Merchandise Manager.....	Lori Ashcroft
Director of Food and Beverage.....	Matt Timon
Food and Beverage Operations Manager.....	Danielle O'Connor
Food and Beverage Coordinator.....	Travis Wieten
Senior Hospitality & Events Manager.....	Amanda Stephan
Special Events Coordinator.....	Olivia Zimmerman
Food and Beverage Coordinator.....	Travis Wieten
Premium Area Coordinator.....	Jayne Wolfe
Food & Beverage Scheduling & Training Coordinator.....	Selena Espinoza
Event Chef.....	Matt Schumaker
Whitecaps Sous Chef.....	Cameron Dickson
Head Groundskeeper.....	Mitch Hooten
Grounds Assistant.....	Logan Complo
Ballpark Facility Maintenance Manager.....	Kipp Jelinski
Facility Maintenance Assistants.....	Joe Latson, Kolton Toothman
Clubhouse Attendant.....	Brendan Frese
Clubhouse Assistant.....	Jeff Barr

Office Administration

Staff Accountant.....	Brendan Schneider, Anthony DiGiuseppe
Technology Administrator.....	Scott Lutz
Technology Assistants.....	Kyle Willacker, Ben Hendricks
Director of People.....	Courtney Walsh
People Operations Manager.....	Abby Wright
People Operations Coordinator.....	Megan MacLeod
Administrative Coordinator.....	Brooke Bachelder

Interns

Operations Interns.....	Quinton Sall, Lucas Varnagatas
Promotions Interns.....	Brooke Reineking, Brianna Parlett
Ticket Sales Interns.....	Wil Stegink, Ben Goyette
Groundskeeping Intern.....	Seth Armbrustmacher, Adam Marcotte
Community Relations Intern.....	C.J. Phinney
Marketing Intern.....	Ashlyn Mendelsohn
People Ops Intern.....	Kaiya Theune



2026 WHITECAPS

SEASON REVIEW

OPPONENTS

HISTORY

RECORDS

DETROIT TIGERS

MEDIA

RENÉ RIVERA

MANAGER

Height: 5-10 **Weight:** 215

Opening Day Age: 42


Born: July 31, 1983 in Bayamon, Puerto Rico

The defending Midwest League Champion West Michigan Whitecaps are slated to have a host of new faces on the 2026 coaching staff, including a it's 16th manager in club history in MLB veteran René Rivera.

The 42-year-old was most recently the skipper of the Tigers Single-A affiliate Lakeland Flying Tigers, collecting honors as Florida State League Manager of the Year along with the 2025 FSL Championship. "I'm extremely grateful to the Detroit Tigers organization for the trust and support they've shown in me," said Rivera. "I'm truly excited for the opportunity to lead the West Michigan Whitecaps and I'm ready to pour everything into developing our players, building strong relationships, and competing the right way every day."

Rivera's time with the Flying Tigers began as its bench coach in 2024 before being elevated to the manager's role in 2025, leading Lakeland to the best record in the West Division at 75-53. Last season, the Flying Tigers pitching staff allowed the fewest runs (4.3/game) and walks (3.8/game) of any team in the Florida State League. Rivera replaces manager Tony Cappuccilli, who heads to the manager's chair at Double-A Erie.

Rivera, who enjoyed a 13-year Major League Playing career spanning time with ten different teams, had his best season in 2014 with the San Diego Padres, hitting .252 with 11 home runs, 44 RBI, and a 2.7 Wins Above Replacement (WAR) in 103 games with his last season coming in 2021 before making the switch into coaching in 2023.



RIVERA'S COACHING CAREER

YR.	CLUB	CLASS	RECORD	W%
2023	MLBDL	SUMM.	37-34	.521
2025	Lakeland	FSL	75-53	.586
MilB Totals			112-87	.563

MATT MALOTT

HITTING COACH

Given Name: Matt Malott

Height: 5-11 **Weight:** 210


Opening Day Age: 32

Residence: San Diego, CA

The 2026 season marks Malott's second season as Whitecaps hitting coach after spending the past two seasons as the bench coach with the Double-A Erie Seawolves, who won the Eastern League Championship in each of the last two years.

The native of San Diego, California is also a product of Driveline Baseball Enterprises, having in pitch design and foundations of hitting. Malott starred as a pitcher for Occidental College, graduating in 2014, and helped the program to its best record in over 20 years. He took those talents into his first coaching foray, becoming a player development coach within the Kansas City Royals farm system.

Malott also became the Co-Founder and Director of Player Development for the Objective Baseball training facility before spending his first year in Detroit's system as the development coach with Single-A Lakeland in 2022.





DAN RICABAL

PITCHING COACH

Given Name: Daniel Ricabal
Height: 6-1 **Weight:** 195
Opening Day Age: 50
Born: July 8, 1972 in Los Angeles, CA



Dan Ricabal returns to the Whitecaps for his third season in four years for 2026, and his fourth in the Detroit Tigers organization after serving as the Double-A Erie SeaWolves pitching coach in 2022 & 2025.

In 2024, Ricabal led the Whitecaps pitching staff to a Midwest League-most 15 shutouts -- meaning that West Michigan pitchers didn't allow a single run in over 10% of their games in 2023. Last season, Ricabal managed the pitching staff of the Seawolves to the best record in their division at 84-54. His pitchers compiled the second-best ERA in the Eastern League at 3.57, finishing first in the league in shutouts with 17. Ricabal's coaching career began in 2000, including stops as a Pitching Coach at his alma mater and perennial college baseball power Cal State Fullerton. Before his time with the Titans, the Los Angeles native served as pitching coach at multiple stops in the college ranks at Long Beach State, UC Santa Barbara, and College of the Canyons. Ricabal played six seasons in the minor leagues, making it as high as Double-A within the farm systems of the LA Dodgers and San Francisco Giants.

Ricabal was originally drafted out of high school by the Seattle Mariners in the 1990 MLB Draft. He would go on to play collegiately at Cal State Fullerton. He was signed by the Los Angeles Dodgers as a Minor League free agent in 1994 and would go on to spend six seasons in the Minor Leagues between the Dodgers and San Francisco Giants organizations. He made it as high as the Double-A level with both organizations before concluding his playing career in 1999.

COLE ROBERTS

BENCH COACH

Cole Roberts, the son of Dave Roberts, the longtime manager of the Los Angeles Dodgers, arrives to the Whitecaps as its bench coach for the 2026 season. Roberts played college baseball at Loyola Marymount University, where he developed as an infielder and gained attention for his baseball IQ and fundamentals. As a player, Roberts was drafted by the San Diego Padres in the 38th round of the 2019 MLB Draft. Later on, he spent time in the farms systems of the Arizona Diamondbacks and Philadelphia Phillies, reaching as high as Double-A during the 2025 season. This role marks his first step into professional coaching, following a path similar to his father's post-playing career.

NICK WHEELER

ATHLETIC TRAINER

Wheeler rejoins the Whitecaps for his second season as the athletic trainer and fourth with the Detroit Tigers organization. Wheeler spent his college years at Central Methodist University, where he completed his Masters degree in Athletic Training and making the Dean's List four straight years. He also completed an Athletic Training Immersion with the Miami Marlins back in 2022. The native of Kansas City, MO, is joined by Assistant Athletic Trainer Kinsley Farriester for the 2025 Whitecaps season.

GABE SANCHEZ

STRENGTH & CONDITIONING COACH

SYDNEY TARRH

ATHLETIC TRAINING ASSISTANT

ALEX RODRIGUEZ

INFORMATION ASSISTANT

CYNTHIA RINCON

DIETICIAN



2026 WHITECAPS

2026 Whitecaps Opening Day Roster

PITCHERS	B/T	HT	WT	OBTAINED	BORN	AGE	RESIDENCE
Logan BERRIER	R/R	6-1	175	MiLB FA, 2025	2/26/01	25	North Las Vegas, Nev.
Thomas BRUSS	R/R	6-8	280	MiLB FA, 2024	5/18/99	26	Rochester, Minn.
Rayner CASTILLO	R/R	6-3	231	Intl. FA, 2021	6/30/04	21	Montecristi, DR
Lucas ELISSALT@	R/R	6-4	190	13th Round, 2024	7/20/04	21	Miami, Fla.
Jalen EVANS	R/R	6-2	200	MiLB FA, 2026	9/19/98	27	Detroit, Mich.
Ryan HARVEY	R/R	6-3	195	MiLB FA, 2025	2/8/01	25	Palo Alto, Calif.
Duque HEBBERT	R/R	5-10	170	MiLB FA, 2023	10/29/01	24	Puerto Cabezas, Nicaragua
Zack LEE	L/R	6-4	200	MiLB FA, 2023	12/05/00	25	Effingham, Ill.
Carlos LEQUERICA	R/R	6-2	185	MiLB FA, 2023	9/6/00	25	Miami, Fla.
Carlos MARCANO	R/R	6-2	188	Intl. FA, 2021	7/8/03	22	Maturin, Venezuela
Hayden MINTON	L/R	6-4	230	9th Round, 2023	3/14/01	25	Collinsville, Okla.
Gabriel REYES	L/L	6-1	170	Intl. FA, 2020	7/1/03	22	Azua, Dominican Republic
Ethan SLOAN	L/L	5-11	190	8th Round, 2024	8/4/02	23	Aurora, Colo.
Luke STOFEL	R/R	6-5	235	MiLB FA, 2023	11/25/01	24	Lawrenceburg, Tenn.
CJ WEINS	R/R	6-3	223	Trade (BOS), 2024	8/15/00	25	Chicago, Ill.

CATCHERS	B/T	HT	WT	OBTAINED	BORN	AGE	RESIDENCE
Clayton CAMPBELL	R/R	6-1	209	MiLB FA, 2021	9/11/03	22	Auckland, New Zealand
Hunter DOBBINS	R/R	6-1	204	MiLB FA, 2024	9/28/02	23	Indianapolis, Ind.
Ricardo HURTADO	R/R	5-10	180	Intl. FA, 2019	5/23/03	22	Valencia, Venezuela

INFIELDERS	B/T	HT	WT	OBTAINED	BORN	AGE	RESIDENCE
Samuel GIL	R/R	5-8	165	Intl. FA, 2022	11/1/04	21	Anaco, Venezuela
Woody HADEEN	S/R	6-2	195	6th Round, 2024	7/16/02	23	Haxton, Colo.
Garrett PENNINGTON	R/R	5-11	224	MiLB FA, 2024	10/15/00	25	Shawnee Mission, Kan.
Cristian SANTANA	R/R	5-11	165	Intl. FA, 2021	11/25/03	22	Azua, DR
Junior TILLEN	R/R	6-2	168	MiLB Rule 5, 2024	9/9/02	23	San Pedro de Macoris, DR

OUTFIELDERS	B/T	HT	WT	OBTAINED	BORN	AGE	RESIDENCE
Roberto CAMPOS	R/R	6-3	200	Intl. FA, 2019	6/14/03	22	Havana, Cuba
Stephen HRUSTICH	R/R	6-1	235	MiLB FA, 2025	9/8/01	24	Stone Mountain, Ga.
Patrick LEE	R/R	5-10	180	MiLB FA, 2024	10/19/99	25	Moss Point, Miss.
Jackson STRONG	L/L	6-1	185	7th Round, 2024	8/26/03	22	Buffalo, N.Y.

2026 Whitecaps Coaching Staff

René Rivera — Manager

Dan Ricabal — Pitching Coach • Matt Malott — Hitting Coach

Cole Roberts — Bench Coach

Nick Wheeler — Athletic Trainer • Sydney Tarrh — Athletic Trainer • Gabe Sanchez — S & C Coach

Alex Rodriguez — Information Analyst • Detician — Cynthia Rincon

2025 Opening Day Roster

Pitchers (17) - Joe Adametz, Max Alba, Micah Ashman, Rayner Castillo, Haden Erbe, Colin Fields, Preston Howey, Marco Jimenez, Carlos Lequerica, Carlos Marcano, Jordan Marks, Trevin Michael, Joe Miller, Andrew Sears, Kenny Serwa, Eric Silva, CJ Weins

Catchers (3) - Bennett Lee, Josue Briceño, Archer Brookman

Infielders (6) - Peyton Graham, Andrew Jenkins, Kevin McGonigle, Izaac Pacheco, John Peck, Jack Penney

Outfielders (4) - Brett Callahan, Max Clark, Seth Stephenson, Cole Turney

2026 WHITECAPS

SEASON REVIEW

OPPONENTS

HISTORY

RECORDS

DETROIT TIGERS

MEDIA



LOGAN BERRIER

P

Given Name: Logan Berrier

Position: Pitcher

Bats: R

Throws: R

Height: 6-1

Weight: 175

Opening Day Age: 25

Born: February 26, 2001 - North Las Vegas, NV

Resides: North Las Vegas, NV

How Obtained: Signed by the Tigers as a non-drafted free agent on May 15, 2025.



YR.	CLUB	W-L	ERA	G	GS	CG	SH	SV	IP	H	R	ER	HR	HB	BB	SO	AVG	WHIP
2025	FCL Tigers	1-0	4.32	7	0	0	0	1	8.1	2	4	4	1	0	2	11	.074	0.48
2025	Lakeland	3-1	4.73	19	0	0	0	2	26.2	30	20	14	1	2	16	22	.275	1.73
TOTALS		4-1	4.63	26	0	0	0	3	35.0	32	24	18	2	2	18	33	.235	1.43

THOMAS BRUSS

P

Given Name: Thomas Joseph Bruss

Position: Pitcher

Bats: R

Throws: R

Height: 6-8

Weight: 280

Opening Day Age: 26

Born: May 18, 1999 - Rochester, MN

Resides: Rochester, MN

How Obtained: Signed by the Tigers as a non-drafted free agent on February 27, 2024.

School: University of Augustana



YR.	CLUB	W-L	ERA	G	GS	CG	SH	SV	IP	H	R	ER	HR	HB	BB	SO	AVG	WHIP
2024	Lakeland	2-2	4.97	34	0	0	0	1	41.2	43	26	23	3	8	27	54	.262	1.68
2025	Lakeland	2-1	2.31	22	0	0	0	5	23.1	11	10	6	1	4	14	28	.136	1.07
TOTALS		4-3	4.02	56	0	0	0	6	65.0	54	36	29	4	12	41	82	.220	1.46

CLAYTON CAMPBELL

C

Given Name: Clayton Campbell

Position: Catcher

Bats: R

Throws: R

Height: 6-1

Weight: 209

Opening Day Age: 22

Born: September 11, 2003 - Auckland, New Zealand

Resides: Auckland, New Zealand

How Obtained: Signed by the Tigers as a non-drafted free agent on December 10, 2021.



YR.	CLUB	AVG.	G	AB	R	H	2B	3B	HR	RBI	BB	SO	SB	CS	OBP.	SLG.	OPS
2023	2 Teams	.260	45	146	32	38	18	1	4	28	30	46	5	0	.400	.479	.879
2024	Lakeland	.197	86	290	28	57	14	0	4	39	38	79	3	1	.298	.286	.584
2025	2 Teams	.205	52	151	19	31	5	0	3	12	21	37	5	0	.324	.298	.622
TOTALS		.205	220	688	89	141	42	1	12	88	110	195	13	3	.329	.321	.650

Italics indicates partial season w/Whitecaps

2026 WHITECAPS

SEASON REVIEW

OPPONENTS

HISTORY

RECORDS

DETROIT TIGERS

MEDIA



2026 WHITECAPS

2026 WHITECAPS

SEASON REVIEW

OPPONENTS

HISTORY

RECORDS

DETROIT TIGERS

MEDIA

ROBERTO CAMPOS

OF

Given Name: Roberto Carlos Campos

Position: Outfielder

Bats: R Throws: R

Height: 6-3 Weight: 200

Opening Day Age: 22

Born: June 14, 2003 - Havana, Cuba

Resides: Santo Domingo, Dominican Republic

How Obtained: Signed by the Tigers as a non-drafted free agent on July 2, 2019.



YR.	CLUB	AVG.	G	AB	R	H	2B	3B	HR	RBI	BB	SO	SB	CS	OBP.	SLG.	OPS
2022	Lakeland	.258	112	403	52	104	26	5	5	50	40	97	7	3	.326	.385	.711
2023	West Michigan	.257	88	339	34	87	22	5	5	53	28	81	4	2	.313	.395	.708
2024	West Michigan	.272	118	426	56	116	25	5	10	66	41	112	11	2	.342	.425	.767
2025	Erie	.239	101	360	46	86	22	3	4	39	36	101	5	1	.308	.350	.658
Career 4 Teams		.255	458	1664	208	424	100	18	32	227	162	432	30	8	.323	.394	.717

RAYNER CASTILLO

P

Given Name: Rayner Rafael Castillo

Position: Pitcher

Bats: R Throws: R

Height: 6-3 Weight: 231

Opening Day Age: 21

Born: June 30, 2004 - Montecristi, Dominican Republic

Resides: Montecristi, Dominican Republic

How Obtained: Signed by the Tigers as a non-drafted free agent on January 15, 2021.



YR.	CLUB	W-L	ERA	G	GS	CG	SH	SV	IP	H	R	ER	HR	HB	BB	SO	AVG	WHIP
2024	2 Teams	4-2	2.56	16	16	0	0	0	70.1	49	24	20	4	4	23	56	.198	1.02
2025	West Michigan	5-6	5.29	25	23	0	0	0	98.2	97	62	58	12	5	46	80	.256	1.45
TOTALS		15-15	4.65	74	67	0	0	0	288.1	274	167	149	27	16	113	244	.249	1.34

HUNTER DOBBINS

C

Given Name: Hunter James Dobbins

Position: Catcher

Bats: R Throws: R

Height: 6-1 Weight: 204

Opening Day Age: 23

Born: September 28, 2002 - Indianapolis, IN

Resides: Indianapolis, IN

How Obtained: Signed by the Tigers as a non-drafted free agent on July 24, 2024.



YR.	CLUB	AVG.	G	AB	R	H	2B	3B	HR	RBI	BB	SO	SB	CS	OBP.	SLG.	OPS
2025	2 Teams	.140	20	50	5	7	3	0	1	4	7	19	1	0	.271	.260	.531
TOTALS		.140	20	50	5	7	3	0	1	4	7	19	1	0	.271	.260	.531

Italics indicates partial season w/Whitecaps



LUCAS ELISSALT

P

Given Name: Lucas Manuel Elissalt

Position: Pitcher

Bats: R

Throws: R

Height: 6-4

Weight: 190

Opening Day Age: 21

Born: July 20, 2004 - Miami, FL

Resides: Miami, FL

How Obtained: Selected by the Tigers in the 13th round of the 2024 draft.

School: Chipola Junior College



YR.	CLUB	W-L	ERA	G	GS	CG	SH	SV	IP	H	R	ER	HR	HB	BB	SO	AVG	WHIP
2025	Lakeland	4-1	2.48	16	10	0	0	0	65.1	44	23	18	4	4	20	77	.183	0.98
2025	West Michigan	1-0	2.59	6	6	0	0	0	24.1	19	9	7	0	2	15	23	.221	1.40
TOTALS		5-1	2.51	22	16	0	0	0	89.2	63	32	25	4	6	35	100	.193	1.09

JALEN EVANS

P

Given Name: Jalen Evans

Position: Pitcher

Bats: R

Throws: R

Height: 6-2

Weight: 200

Opening Day Age: 27

Born: September 19, 1998 - Warren, MI

Resides: Detroit, MI

How Obtained: Signed by the Tigers as a minor league free agent on January 13, 2026.



YR.	CLUB	W-L	ERA	G	GS	CG	SH	SV	IP	H	R	ER	HR	HB	BB	SO	AVG	WHIP
2022	Cleburne	0-3	5.74	9	5	0	0	0	26.2	28	21	17	4	1	29	22	.350	2.14
2023	Billings	2-4	9.07	11	9	0	0	0	45.2	54	46	46	6	1	38	24	.394	2.02
2025	Windy City	2-0	4.43	21	0	0	0	2	22.1	17	13	11	3	2	17	19	.254	1.52
TOTALS		12-15	5.45	77	40	1	0	4	237.2	222	172	144	32	17	158	227	.311	1.65

SAMUEL GIL

IF

Given Name: Samuel Alejandro Gil

Position: Infielder

Bats: R

Throws: R

Height: 5-8

Weight: 165

Opening Day Age: 21

Born: November 1, 2004 - Anaco, Venezuela

Resides: Anaco, Venezuela

How Obtained: Signed by the Tigers as a minor league free agent on January 17, 2022.



YR.	CLUB	AVG.	G	AB	R	H	2B	3B	HR	RBI	BB	SO	SB	CS	OBP.	SLG.	OPS
2023	FCL Tigers	.298	44	161	34	48	7	2	2	18	29	32	7	4	.406	.404	.810
2024	Lakeland	.229	94	319	41	73	8	4	1	43	44	78	7	3	.327	.288	.615
2025	2 Teams	.235	96	319	55	75	12	2	1	29	59	52	12	2	.365	.295	.660
TOTALS		.248	284	976	163	242	38	11	6	119	157	198	33	10	.359	.328	.687

Italics indicates partial season w/Whitecaps



2026 WHITECAPS

2026 WHITECAPS

SEASON REVIEW

OPPONENTS

HISTORY

RECORDS

DETROIT TIGERS

MEDIA

WOODY HADEEN

IF/OF

Given Name: Ryan Michael Hadeen
Position: Infielder
Bats: S **Throws:** R
Height: 6-2 **Weight:** 195
Opening Day Age: 23
Born: July 16, 2002 - Haxtun, Co
Resides: Haxtun, Co
How Obtained: Selected by the Tigers in the 6th Round of 2024 MLB Draft.
School: UC Irvine



YR.	CLUB	AVG.	G	AB	R	H	2B	3B	HR	RBI	BB	SO	SB	CS	OBP.	SLG.	OPS
2024	Lakeland	.111	4	9	1	1	0	0	0	0	2	1	2	0	.333	.111	.444
2025	<i>2 Teams</i>	.235	106	392	70	92	15	3	6	42	56	78	38	6	.363	.334	.697
TOTALS		.232	110	401	71	93	15	3	6	42	58	79	40	6	.362	.329	.691

RYAN HARVEY

P

Given Name: Ryan Michael Harvey
Position: Pitcher
Bats: R **Throws:** R
Height: 6-3 **Weight:** 195
Opening Day Age: 25
Born: February 28, 2001 - Palo Alto, CA
Resides: Palo Alto, CA
How Obtained: Signed by the Tigers as a minor league free agent on April 29, 2025.
School: UC Santa Barbara



YR.	CLUB	W-L	ERA	G	GS	CG	SH	SV	IP	H	R	ER	HR	HB	BB	SO	AVG	WHIP
2024	Tampa	2-4	6.03	11	10	0	0	0	31.1	26	23	21	1	5	19	35	.230	1.44
2025	<i>3 Teams</i>	2-0	2.79	14	0	0	0	0	19.1	12	6	6	1	1	7	22	.182	0.98
TOTALS		5-7	4.39	38	22	0	0	0	96.1	81	51	47	8	8	48	105	.228	1.34

DUQUE HEBBERT

P

Given Name: Duque Ossami Hebbert
Position: Pitcher
Bats: R **Throws:** R
Height: 5-10 **Weight:** 170
Opening Day Age: 24
Born: October 29, 2001 - Puerto Cabezas, Nicaragua
Resides: Puerto Cabezas, Nicaragua
How Obtained: Signed by the Tigers as a non-drafted free agent on April 26, 2023



YR.	CLUB	W-L	ERA	G	GS	CG	SH	SV	IP	H	R	ER	HR	HB	BB	SO	AVG	WHIP
2024	2 Teams	6-2	5.06	22	7	0	0	0	64.0	56	37	36	7	6	19	50	.234	1.17
2025	<i>3 Teams</i>	6-2	4.86	33	1	0	0	2	63.0	68	36	34	6	3	20	51	.281	1.40
TOTALS		14-5	4.87	69	16	0	0	2	164.1	161	95	89	15	11	45	142	.256	1.25

Italics indicates partial season w/Whitecaps



STEPHEN HRUSTICH OF

Given Name: Stephen Frank Hrustich

Position: Outfielder

Bats: R **Throws:** R

Height: 6-1 **Weight:** 235

Opening Day Age: 24

Born: September 8, 2001 - Binghamton, NY

Resides: Binghamton, NY

How Obtained: Signed by the Tigers as a minor league free agent on May 23, 2025.

School: Michigan



YR.	CLUB	AVG.	G	AB	R	H	2B	3B	HR	RBI	BB	SO	SB	CS	OBP.	SLG.	OPS
2025	Lakeland	.246	61	207	37	51	8	2	4	31	33	52	3	3	.368	.362	.730
TOTALS		.246	61	207	37	51	8	2	4	31	33	52	3	3	.368	.362	.730

RICARDO HURTADO C

Given Name: Ricardo Andres Hurtado

Position: Catcher

Bats: R **Throws:** R

Height: 5-10 **Weight:** 180

Opening Day Age: 22

Born: May 23, 2003 - Valencia, Venezuela

Resides: Valencia, Venezuela

How Obtained: Signed by the Tigers as a non-drafted free agent on July 2, 2019



YR.	CLUB	AVG.	G	AB	R	H	2B	3B	HR	RBI	BB	SO	SB	CS	OBP.	SLG.	OPS
2023	F-TIG	.224	23	76	11	17	4	1	3	15	9	25	1	0	.337	.421	.758
2024	<i>3 Teams</i>	<i>.231</i>	<i>49</i>	<i>134</i>	<i>28</i>	<i>31</i>	<i>10</i>	<i>0</i>	<i>3</i>	<i>22</i>	<i>38</i>	<i>46</i>	<i>2</i>	<i>1</i>	<i>.427</i>	<i>.373</i>	<i>.800</i>
2025	LAK	.244	86	307	42	75	16	0	9	63	29	92	0	0	.321	.384	.705
TOTALS		.232	193	598	91	139	37	1	15	108	97	175	5	2	.366	.373	.739

PATRICK LEE OF

Given Name: Patrick Lee

Position: Outfielder

Bats: R **Throws:** R

Height: 5-9 **Weight:** 180

Opening Day Age: 26

Born: October 19, 1999 - Pascagoula, Miss

Resides: High Point, MS.

How Obtained: Signed by the Tigers as a non-drafted free agent on May 25, 2024

School: Georgia Institute of Technology



YR.	CLUB	AVG.	G	AB	R	H	2B	3B	HR	RBI	BB	SO	SB	CS	OBP.	SLG.	OPS
2024	<i>3 Teams</i>	<i>.254</i>	<i>68</i>	<i>205</i>	<i>39</i>	<i>52</i>	<i>12</i>	<i>1</i>	<i>5</i>	<i>31</i>	<i>31</i>	<i>62</i>	<i>35</i>	<i>4</i>	<i>.366</i>	<i>.395</i>	<i>.761</i>
2025	<i>2 Teams</i>	<i>.220</i>	<i>95</i>	<i>291</i>	<i>38</i>	<i>64</i>	<i>11</i>	<i>1</i>	<i>5</i>	<i>35</i>	<i>53</i>	<i>132</i>	<i>39</i>	<i>8</i>	<i>.355</i>	<i>.316</i>	<i>.671</i>
TOTALS		.234	163	496	77	116	23	2	10	66	84	194	74	12	.360	.349	.709

Italics indicates partial season w/Whitecaps



2026 WHITECAPS

2026 WHITECAPS

SEASON REVIEW

OPPONENTS

HISTORY

RECORDS

DETROIT TIGERS

MEDIA

ZACK LEE

P

Given Name: Zachary Gerald Lee

Position: Pitcher

Bats: L

Throws: R

Height: 6-4

Weight: 200

Opening Day Age: 25

Born: December 6, 1999 - Effingham, Ill

Resides: Effingham, Ill

How Obtained: Signed by the Tigers as a non-drafted free agent on July 25, 2023.



YR.	CLUB	W-L	ERA	G	GS	CG	SH	SV	IP	H	R	ER	HR	HB	BB	SO	AVG	WHIP
2023	FCL Tigers	0-0	9.00	3	0	0	0	0	4.0	5	4	4	0	0	1	4	.357	1.50
2024	Lakeland	3-4	3.16	21	17	0	0	0	82.2	72	36	29	6	4	20	88	.231	1.11
2025	Lakeland	9-5	3.79	22	12	0	0	0	92.2	74	43	39	10	10	29	60	.216	1.11
TOTALS		12-9	3.61	46	29	0	0	0	179.1	151	83	72	16	14	50	152	.226	1.12

CARLOS LEQUERICA

P

Given Name: Carlos Adrian Lequerica

Position: Pitcher

Bats: R

Throws: R

Height: 6-1

Weight: 198

Opening Day Age: 25

Born: September 6, 2000 - Miami, FL

How Obtained: Signed by the Tigers as a non-drafted free agent on July 18, 2023.

School: Miami



YR.	CLUB	W-L	ERA	G	GS	CG	SH	SV	IP	H	R	ER	HR	HB	BB	SO	AVG	WHIP
2023	FCL Tigers	0-0	5.40	5	0	0	0	0	3.1	3	2	2	0	0	2	4	.231	1.50
2024	2 Teams	5-1	3.46	28	0	0	0	2	41.2	35	19	16	2	2	13	44	.230	1.15
2025	West Michigan	8-0	2.35	43	0	0	0	3	53.2	38	15	14	3	1	21	42	.200	1.10
TOTALS		13-1	2.92	76	0	0	0	5	98.2	76	36	32	5	3	36	90	.214	1.14

CARLOS MARCANO

P

Given Name: Carlos David Marcano

Position: Pitcher

Bats: R

Throws: R

Height: 6-2

Weight: 150

Opening Day Age: 22

Born: July 8, 2003 - Maturin, Venezuela

Resides: Maturin, Venezuela

How Obtained: Signed by the Tigers as a non-drafted free agent on January 25, 2021.



YR.	CLUB	W-L	ERA	G	GS	CG	SH	SV	IP	H	R	ER	HR	HB	BB	SO	AVG	WHIP
2023	Lakeland	4-5	4.50	22	18	1	0	0	100.0	88	57	50	7	10	41	78	.237	1.29
2024	West Michigan	3-11	3.86	26	23	0	0	0	112.0	122	60	48	5	4	36	97	.276	1.41
2025	2 Teams	2-3	4.07	13	10	0	0	0	48.2	51	23	22	7	2	26	34	.274	1.58
TOTALS		17-28	4.33	108	52	1	0	3	339.0	347	196	163	22	19	131	291	.265	1.41

Italics indicates partial season w/Whitecaps



HAYDEN MINTON

P

Given Name: Hayden Randall Minton

Position: Pitcher

Bats: R

Throws: R

Height: 6-3

Weight: 210

Opening Day Age: 25

Born: March 14, 2001 - Miami, FL - Collinsville, OK

Resides: Collinsville, OK

How Obtained: Selected by the Tigers in the 6th Round of 2024 MLB Draft.

School: Missouri State



YR.	CLUB	W-L	ERA	G	GS	CG	SH	SV	IP	H	R	ER	HR	HB	BB	SO	AVG	WHIP
2023	FCL Tigers	0-0	27.00	2	0	0	0	0	1.1	2	4	4	1	1	4	2	.286	4.50
2024	Lakeland	4-5	4.65	23	21	0	0	0	93.0	102	51	48	7	13	45	115	.276	1.58
2025	2 Teams	-8-2	3.22	23	18	0	0	0	100.2	85	39	36	9	8	25	103	.228	1.09
TOTALS		12-7	4.06	48	39	0	0	0	195.0	189	94	88	17	22	74	220	.252	1.35

GARRETT PENNINGTON

IF/OF

Given Name: Garrett Pennington

Position: Infielder/Outfielder

Bats: R

Throws: R

Height: 5-11

Weight: 224

Opening Day Age: 25

Born: October 15, 2000 - Shawnee Mission, KS

Resides: Shawnee Mission, KS

How Obtained: Signed by the Tigers as a minor league free agent on July 24, 2024.

School: North Carolina State University



YR.	CLUB	AVG.	G	AB	R	H	2B	3B	HR	RBI	BB	SO	SB	CS	OBP.	SLG.	OPS
2024	Lakeland	.250	9	36	3	9	1	0	2	6	1	5	0	0	.270	.444	.714
2025	2 Teams	.296	101	361	57	107	31	1	12	59	29	77	8	5	.364	.488	.852
TOTALS		.292	110	397	60	116	32	1	14	65	30	82	8	5	.356	.484	.840

GABRIEL REYES

P

Given Name: Gabriel Reyes

Position: Pitcher

Bats: L

Throws: L

Height: 6-1

Weight: 170

Opening Day Age: 22

Born: July 1, 2003 - Azua, Dominican Republic

Resides: Azua, Dominican Republic

How Obtained: Signed by the Tigers as a non-drafted free agent on February 15, 2020.



YR.	CLUB	W-L	ERA	G	GS	CG	SH	SV	IP	H	R	ER	HR	HB	BB	SO	AVG	WHIP
2022	FCL Tigers	0-5	5.29	10	6	0	0	0	32.1	37	20	19	2	0	9	29	.282	1.42
2024	2 Teams	4-3	3.97	17	13	0	0	1	65.2	52	32	29	6	3	19	82	.216	1.08
2025	Lakeland	4-1	2.40	19	16	0	0	0	78.2	53	26	21	4	6	28	71	.191	1.03
TOTALS		10-12	3.50	61	40	0	0	3	200.1	162	91	78	12	10	60	214	.218	1.11

Italics indicates partial season w/Whitecaps

2026 WHITECAPS

SEASON REVIEW

OPPONENTS

HISTORY

RECORDS

DETROIT TIGERS

MEDIA



2026 WHITECAPS

2026 WHITECAPS

SEASON REVIEW

OPPONENTS

HISTORY

RECORDS

DETROIT TIGERS

MEDIA

CRISTIAN SANTANA

IF

Given Name: Cristian Andres Santana

Position: Infielder

Bats: R Throws: R

Height: 5-11 Weight: 165

Opening Day Age: 22

Born: November 25, 2003 - Azua, Dominican Republic

Resides: Azua, Dominican Republic

How Obtained: Signed by the Tigers as a non-drafted free agent on January 15, 2021.



YR.	CLUB	AVG.	G	AB	R	H	2B	3B	HR	RBI	BB	SO	SB	CS	OBP.	SLG.	OPS
2022	2 Teams	.215	82	270	55	58	13	0	10	32	58	91	10	6	.384	.374	.758
2023	Lakeland	.156	97	308	68	48	12	0	12	42	91	116	6	5	.365	.312	.677
2024	2 Teams	.154	61	162	30	25	3	0	8	28	52	74	1	2	.368	.321	.689
2025	Lakeland	.195	98	302	56	59	11	1	15	53	76	98	7	1	.373	.387	.760
TOTALS		.195	392	1213	249	236	51	3	54	182	307	425	36	21	.379	.375	.754

ETHAN SLOAN

P

Given Name: Ethan Sloan

Position: Pitcher

Bats: L Throws: L

Height: 5-11 Weight: 190

Opening Day Age: 23

Born: August 4, 2002 - Denver, CO

Resides: Denver, CO

How Obtained: Selected by the Tigers in the 8th round of the 2024 MLB Draft

School: Regis University



YR.	CLUB	W-L	ERA	G	GS	CG	SH	SV	IP	H	R	ER	HR	HB	BB	SO	AVG	WHIP
2024	Lakeland	0-0	10.80	2	0	0	0	0	1.2	2	2	2	0	1	4	3	.286	3.60
2025	Lakeland	6-7	3.61	34	0	0	0	3	47.1	38	28	19	4	2	19	41	.215	1.20
TOTALS		6-7	3.86	36	0	0	0	3	49.0	40	30	21	4	3	23	44	.217	1.29

LUKE STOFEL

P

Given Name: Luke Avery Stofel

Position: Pitcher

Bats: R Throws: R

Height: 6-5 Weight: 235

Opening Day Age: 24

Born: November 25, 2001 - Lawrenceburg, TN

Resides: Lawrenceburg, TN

How Obtained: Signed by the Tigers as a non-drafted free agent on July 18, 2023.

School: Wright State University



YR.	CLUB	W-L	ERA	G	GS	CG	SH	SV	IP	H	R	ER	HR	HB	BB	SO	AVG	WHIP
2023	2 Teams	0-1	30.86	4	0	0	0	0	2.1	4	8	8	0	1	5	3	.364	3.86
2024	2 Teams	1-4	4.89	31	0	0	0	0	42.1	42	26	23	3	3	19	44	.258	1.44
2025	Lakeland	7-4	3.05	23	12	0	0	0	97.1	81	45	33	4	7	42	72	.224	1.26
TOTALS		8-9	4.06	58	12	0	0	0	142.0	127	79	64	7	11	66	119	.237	1.36

Italics indicates partial season w/Whitecaps



JACKSON STRONG

OF

Given Name: Jackson Strong
Position: Outfielder
Bats: L **Throws:** L
Height: 5-11 **Weight:** 185
Opening Day Age: 22
Born: August 26, 2003 - Buffalo, NY
Resides: Buffalo, NY
How Obtained: Selected by the Tigers in the 7th round of the 2024 MLB Draft
School: Canisius University



YR.	CLUB	AVG.	G	AB	R	H	2B	3B	HR	RBI	BB	SO	SB	CS	OBP.	SLG.	OPS
2024	Lakeland	.313	9	32	2	10	3	0	0	5	2	8	3	0	.361	.406	.767
2025	2 Teams	.264	96	348	54	92	20	6	9	48	52	119	20	5	.370	.434	.804
TOTALS		.268	105	380	56	102	23	6	9	53	54	127	23	5	.369	.432	.801

JUNIOR TILIEN

IF

Given Name: Junior Leoncio Tilien
Position: Infielder
Bats: R **Throws:** R
Height: 6-2 **Weight:** 168
Opening Day Age: 23
Born: September 9, 2002 - San Pedro de Macoris, Dominican Republic
Resides: San Pedro de Macoris, Dominican Republic
How Obtained: Selected by the Tigers in the AAA Phase of the 2024 MLB Rule 5 Draft.



YR.	CLUB	AVG.	G	AB	R	H	2B	3B	HR	RBI	BB	SO	SB	CS	OBP.	SLG.	OPS
2023	2 Teams	.243	90	325	42	79	24	1	9	47	37	70	1	2	.325	.406	.731
2024	Brooklyn	.232	109	393	37	91	17	2	6	42	40	85	4	1	.302	.331	.633
2025	2 Teams	.259	55	197	23	51	13	1	2	31	21	44	1	0	.330	.365	.695
TOTALS		.237	370	1341	157	318	74	5	29	171	134	304	9	3	.308	.365	.673

CJ WEINS

P

Given Name: Craig Allen Weins
Position: Pitcher
Bats: R **Throws:** R
Height: 6-3 **Weight:** 223
Opening Day Age: 25
Born: August 15, 2000 - Joliet, IL
Resides: Chicago, IL
How Obtained: Acquired by the Tigers in a trade with the Boston Red Sox on July 8, 2024.
School: Western Kentucky University



YR.	CLUB	W-L	ERA	G	GS	CG	SH	SV	IP	H	R	ER	HR	HB	BB	SO	AVG	WHIP
2023	FCL Red Sox	0-0	0.00	1	0	0	0	0	1.0	0	0	0	0	0	1	1	.000	1.00
2024	4 Teams	2-3	3.49	35	0	0	0	3	49.0	32	24	19	5	1	26	71	.185	1.18
2025	West Michigan	3-1	3.95	35	0	0	0	2	41.0	34	20	18	2	3	38	44	.231	1.76
TOTALS		5-4	3.66	71	0	0	0	5	91.0	66	44	37	7	4	65	116	.204	1.44

Italics indicates partial season w/Whitecaps

2026 WHITECAPS

SEASON REVIEW

OPPONENTS

HISTORY

RECORDS

DETROIT TIGERS

MEDIA

D HIGH-A
AFFILIATE



WEST MICHIGAN WHITECAPS 2026 BOBBLEHEADS

SEASON REVIEW



The West Michigan Whitecaps of 2025, managed by Tony Cappuccilli (above) enjoyed a historic season, posting one of the best records in Minor League Baseball History at 92-39 before sweeping both of their playoff series en route to their seventh Midwest League Championship.

2025 SEASON REVIEW



2025 WHITECAPS

SEASON REVIEW

OPPONENTS

HISTORY

RECORDS

DETROIT TIGERS

MEDIA

Where to begin... the Team #32 of West Michigan Whitecaps baseball will undoubtedly go down as the group by which all other clubs are compared. A team that achieved success at historic levels finished the season with a record of 92-39, tying the mark set by the 1997 West Michigan Whitecaps. Since the '97 'Caps, no other teams in Minor League Baseball posted a season with that high of a winning percentage. But unlike '97, when the Whitecaps postseason chances ended in the first round, the 2025 version of the 'Caps saw them finish the season with their seventh Midwest League Championship in franchise history with a 3-1 win over the Cedar Rapids Kernels at Veterans Memorial Stadium on September 16.

LMCU Ballpark saw significant improvements, and tons of fans entered the gates in 2024, as the club featured an average attendance rate in franchise history at 5,829 -- the highest in the past 24 years and the second straight season the 'Caps set a new record. The Whitecaps returned manager Tony Cappuccilli, but with an entirely new coaching staff, highlighted by pitching coach Nick Green and hitting coach Matt Malott. Inside the ballpark, significant construction projects continued as part of a multi-year renovation project, with Phase Two being completed before the season, featuring the debut of expanded group spaces and seating down the left and right field lines, including the Doeren Mayhew corner and the Centennial Securities Pavilion.

A trio of Major League Baseball's best prospects highlighted the Whitecaps roster to open 2025, with infielder Kevin McGonigle, whose .372 batting average in 36 games before a promotion to Erie made him the No. 1 Overall Prospect in baseball. Joining him was fellow 20-year-old first-round pick Max Clark, taken 3rd overall in the 2023 MLB Draft. Clark played roughly a full year in West Michigan, dating back to his 2024 season, and is firmly entrenched as a Top-10 Prospect in baseball. Catcher Josue Briceño, the first-ever Triple Crown winner in the Arizona Fall League, dominated Midwest League pitching to become a consensus Top-100 Prospect. In early July, McGonigle, Clark, and Briceño were all promoted to Double-A, leaving a big opportunity for everyday players -- some who spent time with the '24 'Caps, like outfielder Seth Stephenson, and infielders Peyton Graham and Isaac Pacheco.

The Whitecaps opened 2025 by sweeping the Dayton Dragons and beating pitcher Chase Burns, the No. 2 Overall Pick in the 2024 MLB Draft, who would finish the season pitching for the Cincinnati Reds. Their return to West Michigan saw a six-game sweep over the South Bend Cubs in early April, leading to a franchise best 10-game home winning streak to open the season. The Whitecaps won 37 of their first 52 games, including the first-ever walk-off Grand Slam in 'Caps history when Pacheco accomplished the feat in a 5-2 win over the Great Lakes Loons on May 25. The following week, the 'Caps met 12-year-old fan Theo Price, who had been undergoing cancer treatment and came to the Whitecaps May 29 game at Dayton, where he gave the players bracelets with the #swingsfortheo. That night, Briceño became the first player in the recorded history of Minor League Baseball to hit three home runs while also stealing home plate in the same game. Shortly before their promotions to Double-A, the trio of McGonigle, Clark, and Briceño were all named to the 2025 MLB Futures Game -- part of All-Star Weekend in Atlanta, Georgia. In all, the Whitecaps swept four separate six-game series, another franchise record. On June 13, the Whitecaps snapped a franchise-record seven-year playoff drought when they clinched the first-half Midwest League Eastern Division Championship to guarantee their spot in the 2025 postseason. On August 17, Pacheco became 'Caps All-Time HR King as part of a two-homer day and a 5-0 win over the Fort Wayne TinCaps at Parkview Field. The last weeks of the regular season saw the Whitecaps clinch the second-half Eastern Division before winning five of their final six games to become the first team with a .700 or better winning percentage in all of Minor League Baseball since the '97 Whitecaps and even tying their record at 92-39. They even gained national notoriety with a story chronicling their season in the Wall Street Journal. Among the other records set was becoming the first Midwest League team to lead the league in hitting, pitching, and fielding in the same season since stats began being officially recorded in 2005. They also broke team records for most grand slams in a single season (8), games with double-digit runs scored (21), as well as the highest run differential in the history of the sport for a full-season team at +294 while winning 11 of their 49 games via a walk-off victory.

The postseason saw several various honors for the Whitecaps, including Pacheco winning Midwest League MVP -- the first time a 'Caps player has won the award since Wynton Bernard in 2014. Pacheco led West Michigan at the plate with 17 home runs, 68 runs batted in, and an .867 OPS, becoming the franchise leader in home runs (39) and RBI (166).

The Whitecaps look forward to 2026, with continued ballpark upgrades and renovations in the works, including the completion a 360-degree walk around to the ballpark, and much more!

2025 Final Standings

Final Overall Standings

TEAM	W	L	PCT	GB
West Michigan	92	39	.702	-
Lake County	74	58	.561	18.5
Quad Cities	74	58	.561	18.5
Great Lakes	72	58	.554	19.5
Cedar Rapids	72	60	.545	20.5
Beloit	68	63	.519	24
Lansing	62	70	.470	30.5
Wisconsin	56	74	.431	35.5
South Bend	56	75	.427	36
Fort Wayne	56	75	.427	36
Dayton	52	76	.406	38.5
Peoria	51	79	.392	40.5

East Division

EASTERN	W	L	PCT	GB
West Michigan	92	39	.702	-
Lake County	74	58	.561	18.5
Great Lakes	72	58	.554	19.5
Lansing	62	70	.470	30.5
Fort Wayne	56	75	.427	36
Dayton	52	76	.406	38.5

West Division

WESTERN	W	L	PCT	GB
Quad Cities	74	58	.561	18.5
Cedar Rapids	72	60	.545	20.5
Beloit	68	63	.519	24
Wisconsin	56	74	.431	35.5
South Bend	56	75	.427	36
Peoria	51	79	.392	40.5

By the Numbers

7 Midwest League Titles since entering the league -- the most of any team.

92 Regular season victories -- the most of any MiLB team



2025 FINAL STATISTICS

2025 WHITCAPS

SEASON REVIEW

OPPONENTS

HISTORY

RECORDS

DETROIT TIGERS

MEDIA

POSITION PLAYERS

BATTER	AVG	G	AB	R	H	2B	3B	HR	RBI	BB	SO	SB	CS	OBP	SLG	OPS
Bastidas, A	.300	21	80	12	24	4	1	1	15	4	26	0	1	.333	.413	.746
Briecoño, J	.296	55	196	40	58	13	1	15	57	41	40	1	0	.422	.602	1.024
Brookman, A	.230	60	204	29	47	8	0	2	22	15	38	1	0	.289	.299	.588
Callahan, B	.259	55	201	29	52	8	4	9	44	14	50	6	2	.316	.473	.789
Clark, M	.285	68	260	49	74	12	2	7	47	65	56	12	2	.430	.427	.857
Dobbins, H	.000	1	1	0	0	0	0	0	0	0	0	0	0	.000	.000	.000
Gil, S	.077	5	13	5	1	0	0	0	2	9	3	1	0	.455	.077	.532
Gold, L	.204	63	225	30	46	11	2	5	26	14	58	0	0	.275	.338	.613
Graham, P	.283	100	357	55	101	23	3	7	49	40	85	20	2	.366	.423	.789
Hadeen, W	.234	42	154	26	36	4	1	2	18	21	24	15	2	.348	.312	.660
Hicklen, B	.000	2	5	0	0	0	0	0	0	1	3	0	0	.167	.000	.167
Jenkins, A	.262	95	351	54	92	17	3	10	59	33	93	0	0	.344	.413	.757
Lee, B	.114	64	202	20	23	6	0	3	19	29	92	0	0	.232	.188	.420
Lee, P	.205	65	200	26	41	4	1	4	24	37	94	27	4	.346	.295	.641
Malgeri, B	.421	5	19	5	8	1	0	2	5	3	4	1	0	.500	.789	1.289
McGonigle, K	.372	36	145	37	54	19	0	7	39	23	19	3	5	.462	.648	1.110
Murr, A	.280	72	257	42	72	15	4	7	43	41	62	13	3	.386	.451	.837
Pacheco, I	.258	99	341	72	88	25	3	17	68	74	123	0	0	.388	.499	.887
Peck, J	.307	93	374	78	115	22	1	10	59	32	104	17	5	.364	.452	.816
Penney, J	.262	71	252	34	66	11	1	5	44	46	62	6	2	.382	.373	.755
Pennington, G	.321	36	134	20	43	15	0	2	16	7	32	0	2	.383	.478	.861
Pérez, W	.500	2	4	1	2	1	0	0	0	0	1	0	0	.600	.750	1.350
Stephenson, S	.286	90	371	76	106	16	5	8	49	30	62	42	5	.371	.420	.791
Strong, J	.222	23	81	16	18	4	0	4	6	13	32	2	0	.330	.420	.750
Turney, C	.364	5	22	4	8	5	0	0	2	1	8	0	0	.391	.591	.982
WHITCAPS	.264	131	4449	760	1175	244	32	127	713	593	1171	167	35	.361	.419	.780

PITCHERS

PITCHER	W-L	ERA	G	GS	CG	SV	IP	H	R	ER	HR	HB	BB	SO	AVG	WP
Adametz, J	3-4	4.66	36	0	0	1	58	49	32	30	7	13	21	46	0.228	2
Alba, M	2-4	4	18	12	0	0	72	62	35	32	9	2	20	66	0.23	2
Ashman, M	4-3	1.6	28	0	0	4	39.1	22	12	7	0	1	8	46	0.163	3
Balazovic, J	0-0	4.5	3	1	0	0	4	3	2	2	1	0	0	5	0.2	1
Brieske, B	0-0	0	1	0	0	0	1	0	0	0	0	0	0	2	0	0
Calvo, B	0-0	10.13	5	0	0	2	5.1	8	8	6	1	1	2	7	0.308	1
Castillo, R	5-6	5.29	25	23	0	0	98.2	97	62	58	12	5	46	80	0.256	5
Cobb, A	0-2	1.69	5	5	0	0	10.2	6	4	2	1	0	5	14	0.167	0
Elissalt, L	1-0	2.59	6	6	0	0	24.1	19	9	7	0	2	15	23	0.221	1
Erbe, H	3-1	3.12	36	0	0	0	40.1	28	18	14	3	2	26	40	0.197	7
Fields, C	8-2	1.64	32	4	0	5	66	39	14	12	3	7	15	80	0.169	2
Fregio, D	5-0	2.28	19	0	0	2	27.2	17	8	7	2	2	10	29	0.177	2
Gipson-Long, S	0-0	1.59	2	2	0	0	5.2	5	1	1	0	0	1	5	0.25	1
Go, W	1-0	6	6	0	0	0	6	5	5	4	1	0	5	1	0.25	1
Guenther, S	0-0	9	2	1	0	0	2	4	2	2	1	0	0	2	0.444	0
Harvey, R	1-0	3	2	0	0	0	3	5	1	1	1	0	0	3	0.417	0
Hebbert, D	0-0	10.8	3	0	0	0	5	6	6	6	3	0	3	6	0.316	0
Howey, P	6-4	3.19	32	9	0	4	62	44	22	22	3	3	27	48	0.203	1
Jimenez, M	3-1	1.5	39	0	0	3	60	33	12	10	5	2	17	59	0.162	1
Lange, A	0-0	4.5	2	2	0	0	2	2	1	1	0	0	0	3	0.25	1
Lequerica, C	8-0	2.35	43	0	0	3	53.2	38	15	14	3	1	21	42	0.2	2
Lockhart, L	1-0	0	3	3	0	0	13.1	7	0	0	0	0	5	14	0.163	0
Marcano, C	2-1	3.19	9	7	0	0	36.2	36	14	13	5	2	19	24	0.263	1
Marks, J	1-0	1.42	11	0	0	1	12.2	8	2	2	0	0	4	19	0.182	0
Mattison, T	1-0	7.56	7	0	0	0	8.1	9	7	7	2	1	6	9	0.273	1
Michael, T	4-0	3.1	19	0	0	3	29	19	11	10	4	1	10	38	0.181	1
Miller, J	7-3	2.91	24	21	0	0	105	100	44	34	8	6	31	92	0.248	4
Minton, H	7-2	3.63	16	11	0	0	69.1	60	30	28	8	6	20	70	0.232	4
Murr, A	0-0	0	2	0	0	0	1.2	0	0	0	0	0	0	0	0	0
Pacheco, F	1-0	3.64	26	0	0	0	29.2	18	14	12	3	5	23	32	0.168	3
Randall, J	0-0	0	1	1	0	0	5	5	1	0	0	0	0	6	0.25	1
Rodriguez, M	3-0	1.35	14	0	0	2	20	17	5	3	0	1	3	20	0.23	2
Sears, A	7-4	2.95	20	16	0	0	82.1	64	31	27	8	7	29	94	0.208	10
Serwa, K	3-1	2.75	10	5	0	0	36	28	12	11	1	4	8	34	0.212	3
Sewald, P	0-0	0	2	1	0	0	2	1	0	0	0	0	1	4	0.143	0
Smith, D	2-0	1.42	5	0	0	0	6.1	5	1	1	0	0	2	7	0.227	0
Stil, M	0-0	4.5	8	0	0	0	10	12	5	5	1	2	5	9	0.293	2
Weins, C	3-1	3.95	35	0	0	2	41	34	20	18	2	3	38	44	0.231	4
WHITCAPS	92-39	3.17	131	131	0	32	1159.1916	466	408	98	80	446	1128	0.216	69	



Date - Transaction

4/1: Whitecaps opening day roster set: Ps Joe Adametz, Max Alba, Micah Ashman, Rayner Castillo, Haden Erbe, Colin Fields, Preston Howey, Marco Jimenez, Carlos Lequerica, Carlos Marcano, Jordan Marks, Trevin Michael, Joe Miller, Andrew Sears, Kenny Serwa, Eric Silva, CJ Weins; Cs Josue Briceño, Archer Brookman, Bennett Lee; IFs Peyton Graham, Andrew Jenkins, Kevin McGonigle, Izaac Pacheco, John Peck, Jack Penney; OFs Brett Callahan, Max Clark, Seth Stephenson, and Cole Turney.

4/8: Placed IF Kevin McGonigle on Injured List. Added IF Luke Gold from FCL Tigers.

4/12: Placed P Eric Silva and IF Izaac Pacheco on Injured List. Added IF Abel Bastidas from FCL Tigers.

4/15: Placed OF Cole Turney on Injured List.

4/17-18: Assigned & Added P Joe Adametz to/from Toledo.

4/25: Activated IF Izaac Pacheco from Injured List.

4/30: Added P Beau Brieske on Major Lg. Rehab Assignment.

5/4: Ended Rehab Assignment of P Beau Brieske.

5/8-9: Assigned & Added P Colin Fields to/from Toledo.

5/13: Added P Sawyer Gipson-Long on Major Lg. Rehab Assignment. Placed C/1B Josue Briceño on Injured List. Assigned P Jordan Marks to Erie.

5/16: Added IF Wenceel Perez on Major Lg. Rehab Assignment. Placed P Preston Howey on Injured List.

5/17: Placed OF Brett Callahan on Injured List. Added OF Patrick Lee from Lakeland.

5/20: Activated IF Kevin McGonigle and C/1B Josue Briceño from Inj. List. Added P Freddy Pacheco from Toledo.

5/24: Added OF Brewer Hicklen from Toledo. Placed IF Jack Penney on Injured List. Transferred ML Rehabs of P Sawyer Gipson-Long to Toledo and IF Wenceel Perez to Lakeland.

5/27: Added P Hayden Minton from Lakeland and IF/OF Austin Murr from Toledo. Assigned IF Abel Bastidas to Lakeland and OF Brewer Hicklen to Toledo.

5/28: Activated P Preston Howey from Injured List.

5/30: Added P Alex Cobb on Major League Rehab Assignment. Placed P Carlos Marcano on Injured List.

6/1: Added P Ty Mattison on Minor League Rehab Assignment.

6/5: Assigned P Kenny Serwa to Erie.

6/6: Assigned IF Andrew Jenkins to Toledo.

6/9: Added IF Andrew Jenkins from Toledo.

6/10: Added OF Ben Malgeri on Minor League Rehab Assignment.

6/11: Transferred Rehab Assignment of P Alex Cobb to Toledo.

6/17: Added P Alex Lange on Major League Rehab Assignment. Returned OF Ben Malgeri to Erie.

6/19: Assigned P Trevin Michael to Toledo.

6/22: Added P Sean Guenther on Minor League Rehab Assignment.

6/24: Added P Jordan Balazovic on Minor League Rehab Assignment. Transferred Rehab Assignment of P Alex Lange to Toledo.

6/27: Returned Rehab Assignment of P Ty Mattison.

6/28: Assigned P Colin Fields to Erie.

6/29: Added P Ryan Harvey from Lakeland. Added P Colin Fields from Erie.

7/1: Added IF Samuel Gil from Lakeland.

7/3: Assigned P Joe Miller to Toledo.

7/4: Added P Joe Miller from Toledo and P Dariel Fregio from Lakeland.

7/5: Placed Ps Haden Erbe and Ryan Harvey on Injured List. Added P Blair Calvo from Lakeland. Transferred P Jordan Balazovic to Toledo.

7/6: Activated IF Izaac Pacheco from Injured List.

7/8: Assigned C/1B Josue Briceño, IF Kevin McGonigle, and OF Max Clark to Erie. Added UT Woody Hadeen and IF Garrett Pennington from Lakeland. Added C Hunter Dobbins from FCL Tigers and placed on Development List. Ended Rehab Assignment of P Sean Guenther.

7/18: Activated IF Jack Penney from Injured List. Activated C Hunter Dobbins from Development List.

7/22: Assigned P Micah Ashman to Erie. Added Ps Josh Randall and Moises Rodriguez from Lakeland.

7/23: Assigned P Max Alba to Erie.

7/26: Assigned P Blair Calvo to Toledo. Activated Ps Eric Silva and Haden Erbe from Injured List and Assigned to Lakeland.

7/27: Placed IF Garrett Pennington on Injured List.

7/29: Added P Alex Cobb on Maj. League Rehab Assignment. Added P Haden Erbe from Lakeland. Activated OF Brett Callahan from Injured List.

7/31: Removed P Josh Randall from Roster (Trade to WAS).

8/2: Activated IF Garrett Pennington from Injured List.

8/5: Added P Lucas Elissalt and OF Jackson Strong from Lakeland. Added P Matt Stil to active roster. Assigned P Andrew Sears to Erie. P Aaron Haase and OF Luke Gold released from roster by DET.

8/12: Assigned IF John Peck and OF Seth Stephenson to Erie.

8/14: Transferred rehab assignment of P Alex Cobb to Toledo.

8/19: Added P Woo-Suk Go on Minor League Rehab Assignment.

8/20: Added P Lael Lockhart on Minor League Rehab Assignment. Placed P CJ Weins on Development List.

8/23: Added P Duque Hebbert from Erie.

8/26: Added P Dylan Smith on Minor League Rehab Assignment.

8/29: Assigned P Joe Miller to Toledo.

9/2: Added P Joe Miller from Toledo. Added IF Abel Bastidas from Erie. Placed IF Peyton Graham on I.L.

9/3: Activated P CJ Weins from Development List.

9/4: Added P Paul Sewald on Major League Rehab Assignment.

9/7: Activated P Carlos Marcano from Injured List. Transferred Rehab Assignment of P Lael Lockhart to Toledo

9/9: Announced Playoff Roster. Activated P Ryan Harvey and IF Peyton Graham from Injured List. Returned Rehab Assignments of Ps Woo-Suk Go and Dylan Smith to Toledo. Placed P Lucas Elissalt and C Hunter Dobbins on Development List.



2025 PLAYOFF RESULTS

2025 Midwest League Playoff Results

Eastern Division Championship

(West Michigan wins best-of-three series, 2-0)

West Michigan 7, Lake County 2

West Michigan 4, Lake County 0

Western Division Championship

(Cedar Rapids wins best-of-three series, 2-1)

Beloit 7, Cedar Rapids 1

Cedar Rapids 5, Beloit 3

Cedar Rapids 7, Beloit 1

Midwest League Championship

(West Michigan wins best-of-three series, 2-0)

West Michigan 5, Cedar Rapids 3

West Michigan 3, Cedar Rapids 1

2025 Midwest League Champions — **West Michigan Whitecaps** (Detroit Tigers)

REHABS WITH THE WHITECAPS

The West Michigan Whitecaps have been an affiliate of the Detroit Tigers since the 1997 season. During that time, there have been 20 occasions in which a player has been assigned to the Whitecaps on a major league rehabilitation assignment from the Tigers. The dates and performances are listed below:

PLAYER	DATES	OPPONENT(S)	RESULTS	STATS	ATT.
Willie Blair, P	May 23, 1997	@Fort Wayne	L, 5-6 (13)	5IP, 0R, 1H, 7K	N/A
Robert Fick, C	August 20-22, 1999	Clinton	Lost 2 of 3G*	3-11, 2R, 2BB, SB	9,222*
Brian Moehler, P	May 13, 2000	South Bend	L, 5-2	L, 6.1IP, 3R, 5H	5,741
Dave Mlicki, P	August 27, 2000	Wisconsin	W, 5-0	W, 6IP, 0R, 1H, 6K	11,800
Brandon Inge, C	July 29-Aug. 1, 2001	Burlington	Won 3 of 4G*	3-16, 2B, 3R, 2RBI	5,706*
Kenny Rogers, P	June 15, 2007	Dayton	L, 0-10	L, 5IP, 1ER, 4K	10,537
Curtis Granderson, OF	April 18, 21-22, 2008	Burlington/Beloit	Won 2 of 3G*	4-11, 2-3B, RBI	5,567*
Magglio Ordonez, OF	July 14, 2008	+++Peoria	W, 10-2	1-4, R	10,592
Jeremy Bonderman, P	May 16, 2009	Great Lakes	W, 13-6	W, 7IP, 2R, 6H	10,023
Brandon Inge, 3B	August 3, 2010	Great Lakes	L, 6-7	2-5, 2-2B, RBI	6,075
Carlos Guillen, 2B	August 6-7, 2010	Great Lakes/@Dayton	Won 2 of 2G*	2-6, BB	8,510
Omar Infante, 2B	July 24-25, 2013	Fort Wayne	Won 1 of 2G*	2-5, HB	8,144*
Darin Downs, P	July 25, 2013	Fort Wayne	W, 4-3	IP, 0R, 0H, K	8,476
Luke Putkonen, P	May 7/Aug. 28-30, 2014	LC/@FW/GL	Won 2 of 3G*	3G, 2.2IP, 4R, 4H	5,780*
Ian Krol, P	July 14, 2014	@Fort Wayne	W 3-1	IP, 0R, 0H, K	9,182
Andy Dirks, OF	August 1-5, 2014	Fort Wayne	Lost 3 of 5G*	3-14, 2B, BB, K, SB	8,449*
Shane Greene, P	May 20, 2016	@Fort Wayne	W 3-1	3IP, 0R, 2H, BB, 5K	6,855
Anibal Sanchez, P	August 31, 2017	@South Bend	L 1-3	4IP, 5H, 3R, 2BB, 3K	4,257
Jordan Zimmermann, P	June 11, 2018	South Bend	L 3-6	5.1IP, 7H, 1R, 0BB, 6K	6,840
Jonathan Schoop, 2B	September 3-4, 2022	@Fort Wayne	Won 2 of 2G*	3-7, 2R, 2B, 2 BB	7,071
Tarik Skubal, P	June 4, 9, 2023	@Dayton/Wisconsin	Won 1 of 2G*	5IP, 3H, R, 7K	6,343
Beau Brieske, P	June 7, 10, 2023	Wisconsin	Lost 2 of 2G*	2IP, BB, 2K	5,703
Beau Brieske, P	April 30, 2025	@Wisconsin	L 2-4	1IP, 0R, 2K	2,611
Sawyer Gibson-Long, P	May 13, 18, 2025	@Fort Wayne	Won 2 of 2G	5.2IP, 5H, 1 R, 5K	4,852
Wenceel Perez, OF	May 16, 18, 2025	@Fort Wayne	Won 2 of 2G	2-4, R, 2B	6,627
Alex Cobb, P	5-30, 6-6, 7-29, 8-3, 8, 2025	Multiple Sites	Won 3 of 5G	10.2IP, 5H, 2R, 14K	6,771
Alex Lange, P	June 17, 21, 2025	Wisconsin	Won 1 of 2G	2IP, 2H, 1R, 3K	7,326
Paul Sewald, P	September 4, 7, 2025	Fort Wayne	Won 2 of 2G	2IP, 1H, 1BB, 4K	5,822

*For multi-game rehab stints, "results" indicate Whitecaps' record while player was w/team. "Attendance" indicates average attendance if appearing in multi-game rehab.



Multi-Hit/Multi-RBI/Home Run Chart

Player	Multi-Hit Games					Multi-RBI Games					Home Run Breakdown				
	2H	3H	4H	5H	Tot.	2BI	3BI	4BI	5BI+	Tot.	1R	2R	3R	GS	Tot.
Abel Bastidas	5	2	--	--	7	3	--	1	--	4	--	--	1	--	1
Josue Briceño	10	1	2	--	13	4	3	3	3	13	8	1	3	3	15
Archer Brookman	12	--	--	--	12	4	--	--	--	4	2	--	--	--	2
Brett Callahan	10	2	1	--	13	7	3	--	1	11	4	3	2	--	9
Max Clark	16	5	1	--	22	4	2	3	--	9	5	--	1	1	7
Hunter Dobbins	--	--	--	--	0	--	--	--	--	0	--	--	--	--	0
Samuel Gil	--	--	--	--	0	--	--	--	--	0	--	--	--	--	0
Luke Gold	3	5	--	--	8	5	1	1	--	7	3	1	--	1	5
Peyton Graham	23	4	1	--	28	5	2	2	--	9	4	2	1	--	7
Woody Hadeen	3	2	1	--	6	6	1	--	--	7	1	--	1	--	2
Andrew Jenkins	13	6	2	--	21	6	5	1	1	13	4	3	1	2	10
Bennett Lee	3	1	--	--	4	4	--	--	--	4	1	2	--	--	3
Patrick Lee	10	1	--	--	11	3	1	--	--	4	3	1	--	--	4
Kevin McGonigle	8	3	3	1	15	5	4	3	--	12	3	4	--	--	7
Austin Murr	15	3	1	--	19	6	4	1	--	11	3	3	1	--	7
Izaac Pacheco	22	1	1	--	24	11	5	3	--	19	7	7	2	1	17
John Peck	29	8	1	--	38	8	4	--	1	13	7	--	3	--	10
Jack Penney	17	1	--	--	18	12	3	--	--	15	2	1	2	--	5
Garrett Pennington	5	5	1	--	11	3	2	--	--	5	--	1	1	--	2
Seth Stephenson	18	8	2	--	28	6	1	1	--	8	2	1	2	--	5
Jackson Strong	5	--	--	--	5	--	--	--	--	0	4	--	--	--	4
Cole Turney	3	--	--	--	3	1	--	--	--	1	--	--	--	--	0
TOTAL	210	58	17	1	286	101	41	19	6	167	63	30	21	8	122

Whitecaps Batting Leaders

Category	Player	Stat
Average*	John Peck	.307
Games Played	Peyton Graham	100
At-Bats	John Peck	374
Runs Scored	John Peck	78
Hits	John Peck	115
Extra-base Hits	Izaac Pacheco	45
Total Bases	Izaac Pacheco	170
Doubles	Izaac Pacheco	25
Triples	Seth Stephenson	5
Home Runs	Izaac Pacheco	17
Runs Batted In	Izaac Pacheco	68
Sacrifice Flies	Izaac Pacheco	6
Sacrifice Hits	Seth Stephenson	4
Hit By Pitch	Seth Stephenson	21
Walks	Izaac Pacheco	74
Intentional Walks	Josue Briceño	3
Strikeouts	Izaac Pacheco	123
Stolen Bases	Seth Stephenson	42
Caught Stealing	McGonigle/Stephenson/Peck	5
Ground Into DP	Archer Brookman	8
Slugging Pct.*	Izaac Pacheco	.499
On-Base Pct.*	Izaac Pacheco	.388
Errors	Izaac Pacheco	15

Whitecaps Pitching Leaders

Category	Player	Stat
Wins	C. Fields, C. Lequerica	8
Losses	Carlos Marcano	11
Earned Run Average	Joe Miller	2.91
Games	Carlos Lequerica	43
Games Started	Marcano/Hamm	23
Complete Games	N/A	
Shutouts	N/A	0
Games Finished	Carlos Lequerica	20
Saves	Colin Fields	5
Innings Pitched	Joe Miller	105
Hits	Joe Miller	100
Runs	Rayner Castillo	62
Earned Runs	Rayner Castillo	58
Home Runs Allowed	Rayner Castillo	12
Hit Batters	Joe Adametz	13
Walks	Rayner Castillo	46
Strikeouts	Andrew Sears	94
Wild Pitches	Andrew Sears	10
Balks	C.Marcano/R. Castillo	2
Walks+Hits/IP (WHIP)	Colin Fields	0.82
Opponents Average	Marco Jimenez	.162
BB Per Nine Innings	CJ Weins	8.3
K Per Nine Innings	Colin Fields	10.9

BOLD indicates led or tied for lead in Midwest League

ITALICS indicates established or tied franchise record

*Minimum 354 Plate Appearances or 104.2 Innings Pitched to qualify for ERA in 2025 (2.7 PA/Game, .8 IP/Game)



2025 FIRST HALF DAY-BY-DAY

2025 WHITECAPS

SEASON REVIEW

OPPONENTS

HISTORY

RECORDS

DETROIT TIGERS

MEDIA

GAME	DATE	RESULT	WIN	LOSS	SAVE	RCRD	POSITION	GA/GB	TOG	ATTND
1	4/4 vs. DAY	W 7-0	Ashman (1-0)	Sando (0-1)	-	1-0	T-1st	0.0	2:44	4,532
2	4/5 vs. DAY	W 4-3	Lequerica (1-0)	Hurney (0-1)	-	2-0	T-1st	0.0	3:13	2,221
3	4/6 vs. DAY	W 7-6	Howey (1-0)	Sikorski (0-1)	-	3-0	1st	+1.0	2:53	3,195
-	4/7	OFF DAY	-	-	-	3-0	1st	+1.0	-	-
4	4/8 @ LC	L 4-6	Jasiak (1-0)	Marcano (0-1)	Pérez (1)	3-1	T-1st	0.0	2:48	2,139
5	4/9 @ LC	W 13-1	Michael (1-0)	Hartle (0-1)	-	4-1	1st	+1.0	2:42	1,317
6	4/10 @ LC	W 11-2	Lequerica (2-0)	Wilkinson (0-1)	-	5-1	1st	+2.0	2:13	1,355
7	4/11 @ LC	L 3-7	DeLucia (1-1)	Alba (0-1)	-	5-2	1st	+1.0	2:37	1,535
8	4/12 @ LC	L 4-5	Scott (2-0)	Ashman (1-1)	-	5-3	T-1st	0.0	3:14	2,023
9	4/13 @ LC	L 4-8	Jasiak (2-0)	Adamez (0-1)	-	5-4	T-2nd	-1.0	2:37	1,929
-	4/14	OFF DAY	-	-	-	5-4	T-2nd	-1.0	-	-
10	4/15 vs. SB	W 2-1	Howey (2-0)	Cabrera (0-1)	-	6-4	2nd	-1.0	2:37	1,637
11	4/16 vs. SB	W 17-3	Fields (1-0)	Hernandez (1-1)	-	7-4	T-1st	0.0	2:53	3,959
12	4/17 vs. SB	W 2-1	Serwa (1-0)	Watkins (0-1)	-	8-4	1st	+1.0	2:02	3,566
13	4/18 vs. SB	W 6-4	Howey (3-0)	Thoresen (0-1)	-	9-4	1st	+0.5	2:26	3,319
14	4/19 vs. SB	W 10-9	Ashman (2-1)	Reilly (0-2)	-	10-4	1st	+1.5	3:17	3,960
15	4/20 vs. SB	W 5-3	Fields (2-0)	Egbert (0-2)	Weins (1)	11-4	1st	+2.0	2:26	3,171
-	4/21	OFF DAY	-	-	-	11-4	1st	+2.0	-	-
16	4/22 @ DAY	W 10-0	Miller (1-0)	Miley (0-1)	-	12-4	1st	+3.0	2:24	8,316
17	4/23 @ DAY	L 2-5	Montero (2-0)	Serwa (1-1)	Sikorski (2)	12-5	1st	+2.0	2:17	8,256
18	4/24 @ DAY	L 0-2	Hurney (1-1)	Erbe (0-1)	Jessee (1)	12-6	1st	+1.0	2:11	8,190
19	4/25 @ DAY	W 10-2	Fields (3-0)	Edgington (0-1)	-	13-6	1st	+1.0	3:06	7,761
20	4/26 @ DAY	L 4-5	Osman (2-0)	Jimenez (0-1)	-	13-7	T-1st	0.0	2:31	7,708
21	4/27 @ DAY	W 9-3	Lequerica (3-0)	Adcock (0-2)	-	14-7	1st	+1.0	2:45	8,356
-	4/28	OFF DAY	-	-	-	14-7	1st	+1.0	-	-
22	4/29 @ WIS	W 7-4	Michael (2-0)	Rodriguez (1-2)	-	15-7	1st	+2.0	2:43	1,244
23	4/30 @ WIS	L 2-4	Woodruff (1-1)	Sears (0-1)	Aquino (1)	15-8	1st	+1.0	2:29	2,611
24	5/1 @ WIS	W 6-3	Marks (1-0)	Weich (0-2)	Jimenez (1)	16-8	1st	+1.0	2:49	2,026
25	5/2 @ WIS	L 1-6	Letson (2-0)	Castillo (0-1)	-	16-9	1st	+1.0	2:28	2,420
26	5/3 @ WIS	W 1-0	Michael (3-0)	Root (0-1)	Howey (1)	17-9	1st	+2.0	2:02	3,922
27	5/4 @ WIS	L 3-7	Rodriguez (2-2)	Alba (0-2)	-	17-10	1st	+1.0	2:29	3,561
-	5/5	OFF DAY	-	-	-	17-10	1st	+1.0	-	-
28	5/6 vs. LAN	W 2-0	Sears (1-1)	Robinson (3-2)	Michael (1)	18-10	1st	+2.0	2:00	2,734
29	5/7 vs. LAN	L 1-3	Jump (4-1)	Howey (3-1)	Rodriguez (1)	18-11	1st	+1.0	2:06	3,198
30	5/8 vs. LAN	L 2-4	Echavarria (1-2)	Castillo (0-2)	Adamiak (4)	18-12	T-1st	0.0	2:33	6,711
31	5/9 vs. LAN	W 7-6	Michael (4-0)	Judkins (0-2)	Ashman (1)	19-12	1st	+1.0	2:26	6,421
32	5/10 vs. LAN	W 6-3	Serwa (2-1)	Tur (1-1)	Marks (1)	20-12	1st	+2.0	2:46	7,302
33	5/11 vs. LAN	W 6-2	Howey (4-1)	Robinson (3-3)	-	21-12	1st	+2.0	2:17	5,138
-	5/12	OFF DAY	-	-	-	21-12	1st	+2.0	-	-
34	5/13 @ FW	W 3-0	Marcano (1-1)	Koenig (1-1)	Lequerica (1)	22-12	1st	+3.0	2:09	2,310
35	5/14 @ FW	W 7-0	Castillo (1-2)	Candiotti (1-2)	-	23-12	1st	+3.0	2:52	2,454
36	5/15 @ FW	L 8-9	Gustin (2-0)	Miller (1-1)	Hawkins (1)	23-13	1st	+2.0	2:41	4,562
37	5/16 @ FW	W 8-4	Alba (1-2)	Mendez (1-1)	-	24-13	1st	+3.0	2:39	5,859
38	5/17 @ FW	W 4-1	Sears (2-1)	Lowe (1-4)	Michael (2)	25-13	1st	+3.0	2:43	7,602
39	5/18 @ FW	W 3-2	Marcano (2-1)	Yost (1-4)	Fields (1)	26-13	1st	+3.0	2:36	7,394
-	5/19	OFF DAY	-	-	-	26-13	1st	+3.0	-	-
39	5/20 vs. GL	Postponed: Rain (5/21)	-	-	-	26-13	1st	+3.5	-	-
39	5/21 vs. GL (resuming 5/22)	Final (5/22)	-	-	-	27-13	1st	+4.5	-	-
39	5/21 vs. GL (G2) (from 5/20)	Game 2	-	-	-	27-13	1st	+4.5	-	-
40	5/22 vs. GL (from 5/21)	W 2-1	Miller (2-1)	Ortiz (1-1)	-	28-13	1st	+5.0	2:01	7,959
41	5/22 vs. GL	W 7-1	Erbe (1-1)	Crowell (0-4)	-	28-13	1st	+5.0	2:12	5,752
42	5/23 vs. GL	L 2-3	Hobbs (3-0)	Ashman (2-2)	-	28-14	1st	+5.0	2:33	3,793
43	5/24 vs. GL	L 0-4	Fox (2-2)	Sears (2-2)	-	29-15	1st	+5.0	2:02	-
44	5/24 vs. GL (G2) (from 5/21)	W 4-3	Lequerica (4-0)	Ortiz (1-2)	-	29-15	1st	+5.0	2:27	7,210
45	5/25 vs. GL	W 5-2	Weins (1-0)	Hobbs (3-1)	-	30-15	1st	+5.0	2:25	6,100
-	5/26	OFF DAY	-	-	-	30-15	1st	+5.0	-	-
46	5/27 @ DAY	W 12-7	Jimenez (1-1)	Osman (2-1)	-	31-15	1st	+5.0	3:08	7,320
47	5/28 @ DAY	W 5-4	Lequerica (5-0)	Sikorski (2-2)	Weins (2)	32-15	1st	+6.0	2:49	7,346
48	5/29 @ DAY	W 14-1	Serwa (3-1)	Edgington (2-2)	-	33-15	1st	+7.0	2:35	7,368
49	5/30 @ DAY	W 13-2	Sears (3-2)	Serwinowski (0-4)	-	34-15	1st	+8.0	3:10	7,706
50	5/31 @ DAY	W 7-4	Ashman (3-2)	Adcock (0-3)	Michael (3)	35-15	1st	+8.0	2:40	8,254
51	6/1 @ DAY	W 11-3	Mattison (1-0)	Lorant (0-2)	-	36-15	1st	+8.0	2:59	8,220
-	6/2	OFF DAY	-	-	-	36-15	1st	+8.0	-	-
52	6/3 vs. LC	W 9-2	Miller (3-1)	Wilkinson (1-6)	-	37-15	1st	+8.0	2:54	5,398
53	6/4 vs. LC	L 1-4	DeLucia (2-3)	Minton (0-1)	Jasiak (2)	37-16	1st	+7.0	2:24	4,503
54	6/5 vs. LC	W 5-4	Fields (4-0)	Harlow (2-2)	-	38-16	1st	+8.0	3:24	5,514
55	6/6 vs. LC	L 0-3	Favors (2-4)	Cobb (0-1)	Tulloch (2)	38-17	1st	+7.0	2:23	8,067
56	6/7 vs. LC	L 1-6	Hartle (5-1)	Castillo (1-3)	Wegielnik (3)	38-18	1st	+6.0	2:30	9,049
57	6/8 vs. LC	L 4-6	Gómez (4-0)	Miller (3-2)	Jasiak (3)	38-19	1st	+5.0	2:44	7,475
-	6/9	OFF DAY	-	-	-	38-19	1st	+5.0	-	-
58	6/10 @ LAN	W 6-2	Minton (1-1)	Avant (2-2)	-	39-19	1st	+6.0	2:21	3,847
59	6/11 @ LAN	L 3-4	Gomez (2-2)	Ashman (3-3)	-	39-20	1st	+5.0	2:16	3,835
60	6/12 @ LAN	W 7-1	Sears (4-2)	Echavarria (2-3)	-	40-20	1st	+6.0	2:29	6,364
61	6/13 @ LAN	W 20-6	Erbe (2-1)	Judkins (3-4)	-	41-20	1st	+7.0	3:13	7,258
62	6/14 @ LAN	W 3-2	Miller (4-2)	Detmer (1-3)	Howey (2)	42-20	1st	+8.0	2:42	7,896
63	6/15 @ LAN	W 13-1	Weins (2-0)	Avant (2-3)	-	43-20	1st	+9.0	2:51	7,379
-	6/16	OFF DAY	-	-	-	43-20	1st	+9.0	-	-
64	6/17 vs. WIS	L 2-10	DeBerry (2-1)	Alba (1-3)	-	43-21	1st	+8.0	2:19	6,385
65	6/18 vs. WIS	L undefined-undefined	-	-	-	43-21	1st	+8.5	0:00	-
66	6/19 vs. WIS	W 5-2	Sears (5-2)	Flores (2-3)	Ashman (2)	44-21	1st	+8.5	1:58	6,495

First Half Ends, Second Half Begins

67	6/20 vs. WIS	W 5-2	Castillo (2-3)	Garcia (1-2)	Fields (2)	45-21	1st	+9.5	2:00	6,579
68	6/21 vs. WIS	W 4-1	Miller (5-2)	Birchard (2-4)	Lequerica (2)	46-21	1st	+10.5	2:42	8,266
69	6/22 vs. WIS	W 5-3	Minton (2-1)	Root (2-2)	Adamez (1)	47-21	1st	+10.5	2:17	4,785
-	6/23	OFF DAY	-	-	-	47-21	1st	+10.5	-	-
70	6/24 @ LC	W 3-2	Ashman (4-3)	Favors (2-6)	Howey (3)	48-21	1st	+11.5	2:29	2,245
71	6/25 @ LC	W 9-6	Weins (3-0)	Jasiak (5-3)	-	49-21	1st	+12.0	2:53	6,287

2025 SECOND HALF DAY-BY-DAY



GAME	DATE	RESULT	WIN	LOSS	SAVE	RCRD	POSITION	GA/GB	TOG	ATTND
72	6/26 @ LC	L 6-10	Gómez (6-0)	Castillo (2-4)	-	49-22	1st	+11.5 2:55	2,152	-
73	6/27 @ LC	W 8-4	Howey (5-1)	Wilkinson (2-8)	-	50-22	1st	+12.0 3:03	3,919	-
74	6/28 @ LC	W 21-4	Jimenez (2-1)	Humphries (0-7)	-	51-22	1st	+12.5 3:38	3,345	-
75	6/29 @ LC	W 10-8	Harvey (1-0)	Favors (2-7)	Ashman (3)	52-22	1st	+12.5 2:58	2,169	-
-	6/30	OFF DAY	-	-	-	52-22	1st	+12.5	-	-
76	7/1 vs. GL	L 9-14	Ibarra (2-1)	Adametz (0-2)	-	52-23	1st	+12.5 3:22	5,382	-
77	7/2 vs. GL	L 2-5	Makarewicz (2-1)	Castillo (2-5)	Hobbs (6)	52-24	1st	+11.5 2:51	6,037	-
78	7/3 vs. GL	W 2-1	Lequerica (6-0)	Gonzalez (1-2)	-	53-24	1st	+12.5 2:42	8,608	-
79	7/4 @ GL	W 15-1	Minton (3-1)	Bruns (0-1)	-	54-24	1st	+13.5 3:06	6,347	-
80	7/5 @ GL	L 3-7	Swan (3-3)	Alba (1-4)	Auger (1)	54-25	1st	+12.5 2:30	5,234	-
81	7/6 @ GL	L 2-4	Hobbs (5-1)	Adametz (0-3)	Yean (2)	54-26	1st	+11.5 2:19	3,472	-
-	7/7	OFF DAY	-	-	-	54-26	1st	+11.5	-	-
82	7/8 vs. LC	W 5-4	Lequerica (7-0)	Kennedy (1-1)	Calvo (1)	55-26	1st	+12.0 2:31	5,126	-
83	7/9 vs. LC	W 10-9	Fregio (1-0)	Jasiak (5-4)	Howey (4)	56-26	1st	+12.5 3:03	4,658	-
84	7/10 vs. LC	L 4-5	Scott (4-3)	Weins (3-1)	-	56-27	1st	+12.0 2:49	6,976	-
85	7/11 vs. LC	W 12-2	Alba (2-4)	Favors (3-8)	-	57-27	1st	+12.5 2:32	7,028	-
86	7/12 vs. LC	L 5-8	Hartle (6-2)	Sears (5-3)	Jasiak (8)	57-28	1st	+11.5 2:53	8,564	-
87	7/13 vs. LC	L 2-5	Gómez (8-0)	Fields (4-1)	Scott (3)	57-29	1st	+10.5 2:43	6,026	-
-	7/14-7/17	OFF DAYS	-	-	-	57-29	1st	+10.5	-	-
88	7/18 @ LAN	W 5-2	Miller (6-2)	Christianson (3-1)	Ashman (4)	58-29	1st	+11.5 2:24	7,661	-
89	7/19 @ LAN	W 15-4	Adametz (1-3)	Judkins (5-6)	-	59-29	1st	+12.5 2:58	5,979	-
90	7/20 @ LAN	W 6-0	Sears (6-3)	Sha (1-2)	-	60-29	1st	+13.5 2:35	5,756	-
91	7/22 @ PEO	W 6-5	Fregio (2-0)	Saladin (1-5)	Calvo (2)	61-29	1st	+13.5 3:00	2,009	-
92	7/23 @ PEO	W 9-4	Pacheco (1-0)	Salas (3-9)	-	62-29	1st	+13.5 2:45	1,276	-
93	7/24 @ PEO	L 5-9	Jacobson (5-4)	Adametz (1-4)	-	62-30	1st	+12.5 2:52	2,337	-
93	7/25 @ PEO (resuming 7/26)	Final (7/26)	-	-	-	63-30	1st	+12.5	-	-
94	7/26 @ PEO (from 7/25)	W 8-3	Fields (5-1)	Davila (3-5)	-	63-31	1st	+11.5 2:43	3,349	-
95	7/26 @ PEO	L 1-6	Davis (1-0)	Sears (6-4)	Burns (1)	63-31	1st	+11.5 1:59	2,934	-
96	7/27 @ PEO	W 7-6	Fregio (3-0)	Jacobson (5-5)	Fields (3)	64-31	1st	+12.5 2:48	1,501	-
-	7/28	OFF DAY	-	-	-	64-31	1st	+12.5	-	-
97	7/29 vs. DAY	L 2-6	Jesse (1-1)	Cobb (0-2)	-	64-32	1st	+11.5 2:33	6,442	-
98	7/30 vs. DAY	W 6-3	Rodriguez (1-0)	Hurney (3-4)	Jimenez (2)	65-32	1st	+12.5 2:18	5,799	-
99	7/31 vs. DAY	W 3-2	Fields (6-1)	Romano (1-4)	Fregio (1)	66-32	1st	+12.5 2:12	7,097	-
100	8/1 vs. DAY	W 4-3	Sears (7-4)	Edgington (2-4)	Rodriguez (1)	67-32	1st	+12.5 2:34	6,685	-
101	8/2 vs. DAY	L 2-5	Montero (5-3)	Minton (3-2)	Machuca (4)	67-33	1st	+11.5 2:26	7,135	-
102	8/3 vs. DAY	W 7-5	Castillo (3-5)	Loran (0-9)	Fields (4)	68-33	1st	+12.5 2:49	5,410	-
-	8/4	OFF DAY	-	-	-	68-33	1st	+12.5	-	-
103	8/5 vs. CR	W 6-0	Miller (7-2)	Kisting (1-3)	-	69-33	1st	+12.5 2:13	5,856	-
104	8/6 vs. CR	W 8-2	Fregio (4-0)	Bohorquez (0-1)	-	70-33	1st	+13.5 2:29	6,076	-
105	8/7 vs. CR	W 3-2	Erbe (3-1)	Langenberg (3-5)	Jimenez (3)	71-33	1st	+13.5 2:20	6,804	-
106	8/8 vs. CR	W 13-2	Minton (4-2)	Oliveras (5-4)	-	72-33	1st	+13.5 3:10	6,232	-
107	8/9 vs. CR	W 5-4	Adametz (2-4)	Gomez (0-1)	-	73-33	1st	+14.5 3:01	6,340	-
108	8/10 vs. CR	W 4-2	Fields (7-1)	Oxford (1-1)	-	74-33	1st	+14.5 2:00	5,870	-
-	8/11	OFF DAY	-	-	-	74-33	1st	+14.5	-	-
109	8/12 @ FW	L 1-6	Koenig (5-6)	Howey (5-2)	-	74-34	1st	+13.5 2:17	3,665	-
110	8/13 @ FW	W 5-4	Jimenez (3-1)	Sanchez (3-3)	Rodriguez (2)	75-34	1st	+13.5 2:35	3,236	-
111	8/14 @ FW	W 8-3	Minton (5-2)	Whiting (0-3)	-	76-34	1st	+13.5 2:32	6,567	-
112	8/15 @ FW	W 5-1	Fields (8-1)	Lowe (3-10)	Lequerica (3)	77-34	1st	+13.5 2:46	6,160	-
113	8/16 @ FW	L 0-3	Gustin (4-2)	Miller (7-3)	Wissman (2)	77-35	1st	+12.5 2:37	7,570	-
114	8/17 @ FW	W 5-0	Fregio (5-0)	Varmette (1-4)	-	78-35	1st	+13.5 2:20	6,310	-
-	8/18	OFF DAY	-	-	-	78-35	1st	+13.5	-	-
115	8/19 vs. LAN	W 6-1	Elissalt (1-0)	Judkins (8-8)	-	79-35	1st	+14.0 2:11	5,451	-
116	8/20 vs. LAN	W 2-1	Minton (6-2)	Sha (1-3)	-	80-35	1st	+14.0 2:11	6,181	-
117	8/21 vs. LAN	W 6-1	Castillo (4-5)	Robinson (5-5)	-	81-35	1st	+14.5 2:08	6,837	-
118	8/22 vs. LAN	W 3-2	Lequerica (8-0)	Guante (2-2)	-	82-35	1st	+14.5 2:43	6,674	-
119	8/23 vs. LAN	W 3-0	Howey (6-2)	Echavarria (2-7)	Fields (5)	83-35	1st	+15.5 1:55	7,039	-
120	8/24 vs. LAN	W 16-0	Rodriguez (2-0)	Judkins (8-9)	-	84-35	1st	+16.5 2:30	8,568	-
-	8/25	OFF DAY	-	-	-	84-35	1st	+16.5	-	-
121	8/26 @ GL	W 2-1	Go (1-0)	Caba (0-2)	Fregio (2)	85-35	1st	+16.5 2:50	3,377	-
122	8/27 @ GL	L 6-6	Tabeling (2-1)	Castillo (4-6)	-	85-36	1st	+15.5 2:50	2,886	-
123	8/28 @ GL	W 2-1	Rodriguez (3-0)	Makarewicz (2-2)	-	86-36	1st	+16.5 2:40	3,779	-
124	8/29 @ GL	L 1-8	Serwinowski (5-7)	Howey (6-3)	-	86-37	1st	+16.5 2:39	4,570	-
125	8/30 @ GL	L 4-6	Shaw (2-2)	Fields (8-2)	Day (6)	86-38	1st	+16.5 3:13	5,451	-
126	8/31 @ GL	W 7-2	Lockhart (1-0)	Auger (3-8)	-	87-38	1st	+16.5 2:47	5,216	-
-	9/1	OFF DAY	-	-	-	87-38	1st	+16.5	-	-
127	9/2 vs. FW	W 8-5	Castillo (5-6)	Koenig (5-8)	-	88-38	1st	+16.5 2:28	4,035	-
128	9/3 vs. FW	W 8-4	Smith (1-0)	Smith (1-7)	-	89-38	1st	+17.5 2:49	3,558	-
129	9/4 vs. FW	W 15-2	Minton (7-2)	Whiting (0-4)	-	90-38	1st	+17.5 2:46	6,639	-
130	9/5 vs. FW	L 1-6	Miralles (1-1)	Howey (6-4)	-	90-39	1st	+16.5 2:34	5,994	-
131	9/6 vs. FW	W 6-1	Smith (2-0)	Gutierrez (2-3)	-	91-39	1st	+17.5 2:16	7,960	-
132	9/7 vs. FW	W 5-0	Adametz (3-4)	Varmette (2-6)	-	92-39	1st	+18.5 2:34	7,004	-

Regular Season Ends, Playoffs Begin

1-1	9/9 @ LC	W 7-2	Miller	Wilkinson	-	1-0	--	--	2:42	2,241
1-2	9/11 vs. LC	W 4-0	Minton	Favors	-	2-0	--	--	2:17	7,631
2-1	9/14 vs. CR	W 5-3	Marcano	Kisting	Jimenez	1-0	--	--	2:45	3,441
2-2	9/16 @ CR	W 3-1	Miller	Langenberg	Jimenez	2-0	--	--	2:38	1,927

2025 WHITESAPS

SEASON REVIEW

OPPONENTS

HISTORY

RECORDS

DETROIT TIGERS

MEDIA



2025 SINGLE-GAME HIGHS

2025 WHITECAPS

SEASON REVIEW

OPPONENTS

HISTORY

RECORDS

DETROIT TIGERS

MEDIA

Whitecaps

Largest Margin of Victory	17, 6/28 @ LC
Largest Margin of Defeat	8, 6/17 vs. WIS
Longest Game by Innings	11, 2x, last: 6/5 vs. LC
Longest Game by Time	3:38, 6/28 @ lc
Longest Road Game by Time, 9 Innings	3:38, 6/28 @ lc
Longest Home Game by Time, 9 Innings	3:24, 6/5 vs. LC
Shortest Game by Time	1:55, 8/23 vs. LAN
Largest Crowd, Home	9,049, 6/7 vs. LC
Largest Crowd, Away	8,356, 4/27 @ day
Most At-Bats, 9-Inning Game	52, 6/13 @ lan
Most Plate Appearances, Game	59, 6/13 @ lan
Most Runs, Game	21, 6/28 @ lc
Most Runs, Inning	13, 3rd inning, 6/13 @ lan
Most Hits, Game	26, 6/13 @ lan
Most Hits, Inning	10, 6/13 @ lan
Most Doubles, Game	8, 4/22 @ day
Most Triples, Game	2, multiple times (last: 8/30 @ gl)
Most Home Runs, Game	6, 8/24 vs. LAN
Most Home Runs, Inning	3, twice (last: 4th inning, 8/24 vs. LAN)
Most Extra-Base Hits, Game	11, 7/19 @ lan
Most RBI, Game	20, (2x, last: 6/28 @ lc
Most Stolen Bases, Game	6, 7/20 @ lan
Most Caught Stealing, Game	3, 6/5 vs. LC
Most Left on Base, Game	16, 4/5 @ lan
Most Strikeouts, Game (WM Batters)	16, 2x (last: 8/29 @ gl)
Most Walks, Game (WM Batters)	14, 4/16 vs. SB
Most Double Plays, Game (WM Defense)	3, eight times (last: 8/26 @ gl)
Most Hit By Pitches, Game (WM Batters)	3, 4x (last: 7/23 @ peo)
Most Consecutive Games with a HR	6, 6/22-6/28

Individual Batting

Longest Hitting Streak	22, Andrew Jenkins, 7/19-8/15
Most Runs, Game	4, 5x (last: John Peck, 7/19 @ lan)
Most Hits, Game	5, Kevin McGonigle, 6/13 @ lan
Most Walks, Game	4, Woody Hadeen, 9/7 vs. FW
<i>Most Total Bases, Game</i>	<i>14, Josue Briceño, 5/29 @ day</i>
Most Doubles, Game	2, multiple times (last: Brett Callahan, 9/2 vs FW)
Most Triples, Game	1, multiple players
Most Home Runs, Game	3, Josue Briceño, 5/29 @ day
<i>Most Extra-Base Hits, Game</i>	<i>4, Josue Briceño, 5/29 @ day</i>
Most RBIs, Game	7, John Peck, 6/13 @ lan
Most Stolen Bases, Game	4, 2x (last: Seth Stephenson, 8/6 vs. CR)
<i>Most Strikeouts, Game</i>	<i>4, 9x (last: Jack Penney, 5/9 vs. LAN)</i>

Club Pitching

Most Strikeouts, Game	17, 2x (last: 7/12 vs. LC)
Most Walks Allowed, Game	9, 2x (last: 8/30 @ GL)
Most Hit Batsmen, Game	3, 4x (last: 8/7 vs. CR)
Shutouts Thrown	13, last: 9/11 vs LC
Times Being Shutout	4, last: 8/16 @ fw
Most Runs, Inning by Opponent	9, 7/1 vs GL - 6th inning

Bold indicates franchise record; *Italic* indicates tied franchise record;

2025 SINGLE-GAME HIGHS



Individual Pitching

Most Innings, Game, Starter.....	6.0, 5x (last: Rayner Castillo, 8/21 vs LAN)
Most Runs Allowed, Game.....	8, Joe Miller, 5/15 @ fw
Most Earned Runs Allowed, Game.....	8, Joe Miller, 7/9 vs. LC
Most Hits Allowed, Game.....	8, Joe Miller, 7/9 vs. LC
Most Walks, Game.....	5, 6x (Lucas Ellissalt, 8/30 vs GL)
Most Strikeouts, Game.....	9, 2x (last: Andrew Sears, 7/12 vs LC)

Team Miscellaneous

Best Mark.....	53 games over .500, (92-39 after 9/7 game)
Worst Mark.....	0
Longest Winning Streak.....	9, 5/24-6/3
Longest Losing Streak.....	3, 2x (last: 6/6-6/8)
Walkoff Wins.....	11
Wins in Last At-Bat.....	11
Record at Home.....	48-17
Record on Road.....	44-22
Record vs. MWL-East.....	69-33
Record vs. MWL-West.....	23-6
Day Games.....	25-9
Night Games (after 5pm).....	67-30
Extra Innings.....	11-2
Doubleheaders.....	3-1
1st Game of Series.....	18-5
1st Game of Homestand.....	9-3
1st Game of Roadtrip.....	9-2
Last Game of Series.....	18-5
Last Game of Homestand.....	10-2
Last Game of Roadtrip.....	8-3
April.....	15-8
May.....	20-7
June.....	17-7
July.....	14-10
August.....	21-6
September.....	5-1
Sundays.....	18-5
Mondays.....	0-0
Tuesdays.....	15-5
Wednesdays.....	12-7
Thursdays.....	15-6
Fridays.....	16-6
Saturdays.....	15-10
vs. RH SP.....	68-21
vs. LH SP.....	24-18
Day Games.....	25-9
Night Games.....	67-30
One-Run Games.....	28-6
Two-Run Games.....	7-8
When Scoring First.....	65-15
When Opponent Scores First.....	27-24

Attendance

Largest Home Crowd.....	9,049, 6/7 vs. LC
-------------------------	-------------------

Bold indicates franchise record; *Italic* indicates tied franchise record

2025 WHITESAPS

SEASON REVIEW

OPPONENTS

HISTORY

RECORDS

DETROIT TIGERS

MEDIA



2025 HOME STATISTICS

2025 WHITECAPS

SEASON REVIEW

OPPONENTS

HISTORY

RECORDS

DETROIT TIGERS

MEDIA

BATTER	AVG	G	AB	R	H	2B	3B	HR	RBI	BB	SO	SB	CS	OBP	SLG	OPS
Bastidas, A	.356	12	45	7	16	2	0	1	9	3	13	0	1	.396	.467	.863
Briceño, J	.298	27	94	17	28	6	1	7	21	16	22	0	0	.409	.606	1.015
Brookman, A	.221	30	95	11	21	3	0	1	11	11	16	1	0	.306	.284	.590
Callahan, B	.287	30	108	18	31	7	1	7	29	6	23	2	2	.333	.565	.898
Clark, M	.306	31	108	15	33	5	0	5	23	27	18	7	1	.446	.491	.937
Dobbins, H	.000	1	1	0	0	0	0	0	0	0	0	0	0	.000	.000	.000
Gil, S	.000	2	4	2	0	0	0	0	1	5	1	1	0	.556	.000	.556
Gold, L	.135	28	96	12	13	2	2	3	6	7	26	0	0	.224	.292	.516
Graham, P	.308	46	143	24	44	10	2	1	17	27	30	8	0	.429	.427	.856
Hadeen, W	.264	24	87	18	23	2	0	2	12	13	13	7	1	.366	.356	.722
Hicklen, B	.000	2	5	0	0	0	0	0	0	1	3	0	0	.167	.000	.167
Jenkins, A	.256	44	156	22	40	6	0	2	23	11	41	0	0	.326	.333	.659
Lee, B	.084	31	95	8	8	3	0	0	7	15	49	0	0	.205	.116	.321
Lee, P	.192	35	104	12	20	2	1	2	12	19	49	11	2	.323	.288	.611
McGonigle, K	.277	18	65	11	18	9	0	3	14	10	15	1	3	.385	.554	.939
Murr, A	.264	35	125	19	33	5	3	3	24	12	30	4	3	.338	.424	.762
Pacheco, I	.219	50	160	33	35	11	1	5	26	40	53	0	0	.367	.394	.761
Peck, J	.311	46	167	34	52	9	1	3	18	20	44	5	2	.381	.431	.812
Penney, J	.250	33	112	16	28	4	0	4	22	21	29	3	1	.370	.393	.763
Pennington, G	.325	22	80	11	26	7	0	1	11	5	17	0	0	.382	.450	.832
Stephenson, S	.281	45	178	33	50	6	1	4	22	15	30	18	4	.373	.393	.766
Strong, J	.286	14	49	14	14	3	0	4	5	7	16	1	0	.375	.592	.967
Turney, C	.500	2	8	1	4	3	0	0	2	1	2	0	0	.556	.875	1.431
WHITECAPS	.258	65	2085	338	537	105	13	58	315	292	540	69	20	.357	.404	.761

PITCHER	W-L	ERA	G	GS	CG	HD	SV	IP	H	R	ER	HR	BB	SO	WP	AVG.
Adamez, J	2-1	4.45	20	0	0	0	1	28.1	22	14	14	3	10	24	1	.210
Alba, M	1-1	2.70	7	6	0	0	0	30.0	19	11	9	3	6	26	0	.171
Ashman, M	2-1	2.45	12	0	0	1	2	18.1	10	7	5	0	5	22	2	.167
Balazovic, J	0-0	4.50	1	0	0	0	0	2.0	1	1	1	1	0	2	0	.143
Calvo, B	0-0	9.00	2	0	0	0	1	2.0	5	4	2	0	1	3	0	.385
Castillo, R	4-3	4.80	14	12	0	0	0	60.0	57	34	32	7	27	49	1	.247
Cobb, A	0-2	2.08	4	4	0	0	0	8.2	5	4	2	1	5	11	0	.167
Elissalt, L	1-0	1.06	4	4	0	0	0	17.0	9	2	2	0	8	15	0	.155
Erbe, H	2-0	3.43	20	0	0	2	0	21.0	15	12	8	1	16	17	4	.197
Fields, C	5-1	1.17	17	3	0	3	3	38.1	20	6	5	2	5	46	1	.155
Fregio, D	2-0	2.03	9	0	0	1	1	13.1	7	4	3	2	4	13	0	.159
Go, W	0-0	6.00	5	0	0	1	0	6.0	6	4	4	1	3	2	1	.273
Guenther, S	0-0	9.00	1	1	0	0	0	1.0	1	1	1	1	0	1	0	.250
Harvey, R	0-0	0.00	1	0	0	0	0	1.0	1	0	0	0	0	1	0	.333
Hebbert, D	0-0	7.71	1	0	0	0	0	2.1	2	2	2	2	1	5	0	.250
Howey, P	5-2	3.64	15	4	0	1	1	29.2	23	12	12	0	13	23	0	.221
Jimenez, M	0-0	0.92	20	0	0	3	2	29.1	15	4	3	2	8	25	0	.152
Lange, A	0-0	4.50	2	2	0	0	0	2.0	2	1	1	0	0	3	1	.250
Lequerica, C	5-0	0.87	23	0	0	1	1	31.0	16	4	3	1	8	20	0	.154
Lockhart, L	0-0	0.00	1	1	0	0	0	3.2	3	0	0	0	2	5	0	.231
Marcano, C	0-0	4.26	3	3	0	0	0	12.2	12	6	6	2	8	4	0	.261
Marks, J	0-0	0.00	4	0	0	0	1	6.2	2	0	0	0	2	7	0	.095
Mattison, T	0-0	7.71	4	0	0	0	0	4.2	4	4	4	2	5	5	0	.235
Michael, T	1-0	6.39	8	0	0	1	1	12.2	14	9	9	4	4	17	1	.275
Miller, J	4-1	2.44	13	11	0	0	0	59.0	51	22	16	4	17	58	1	.227
Minton, H	4-2	2.20	7	3	0	0	0	32.2	26	8	8	5	9	29	1	.217
Pacheco, F	0-0	5.63	16	0	0	4	0	16.0	13	10	10	3	13	13	2	.217
Rodriguez, M	2-0	0.00	8	0	0	1	1	11.1	8	2	0	0	2	9	0	.205
Sears, A	3-2	2.83	10	9	0	0	0	41.1	29	16	13	4	16	50	1	.195
Serwa, K	2-0	1.04	4	1	0	0	0	17.1	10	3	2	0	1	18	0	.172
Sewald, P	0-0	0.00	2	1	0	1	0	2.0	1	0	0	0	1	4	0	.143
Smith, D	2-0	0.00	2	0	0	0	0	3.1	2	0	0	0	1	5	0	.182
Stil, M	0-0	5.06	5	0	0	1	0	5.1	6	3	3	1	4	4	0	.286
Weins, C	1-1	3.66	18	0	0	1	1	19.2	14	9	8	2	11	20	1	.209
WHITECAPS	48-17	2.83	65	65	0	22	165	880.0	428	217	185	54	215	555	18	.202

2025 ROAD STATISTICS



BATTER	AVG.	G	AB	R	H	TB	2B	3B	HR	RBI	BB	SO	SB	CS	SLG	OPS
Bastidas, A	.229	9	35	5	8	12	2	1	0	6	1	13	0	0	.343	.593
Briceño, J	.294	28	102	23	30	61	7	0	8	36	25	18	1	0	.598	1.032
Brookman, A	.239	30	109	18	26	34	5	0	1	11	4	22	0	0	.312	.587
Callahan, B	.226	25	93	11	21	34	1	3	2	15	8	27	4	0	.366	.661
Clark, M	.270	37	152	34	41	58	7	2	2	24	38	38	5	1	.382	.801
Gil, S	.111	3	9	3	1	1	0	0	0	1	4	2	0	0	.111	.496
Gold, L	.256	35	129	18	33	48	9	0	2	20	7	32	0	0	.372	.686
Graham, P	.266	54	214	31	57	90	13	1	6	32	13	55	12	2	.421	.740
Hadeen, W	.194	18	67	8	13	17	2	1	0	6	8	11	8	1	.254	.579
Jenkins, A	.267	51	195	32	52	93	11	3	8	36	22	52	0	0	.477	.836
Lee, B	.140	33	107	12	15	27	3	0	3	12	14	43	0	0	.252	.508
Lee, P	.219	30	96	14	21	29	2	0	2	12	18	45	16	2	.302	.672
Malgeri, B	.421	5	19	5	8	15	1	0	2	5	3	4	1	0	.789	1.289
McGonigle, K	.450	18	80	26	36	58	10	0	4	25	13	4	2	2	.725	1.252
Murr, A	.295	36	132	23	39	63	10	1	4	19	29	32	9	0	.477	.906
Pacheco, I	.293	49	181	39	53	107	14	2	12	42	34	70	0	0	.591	.998
Peck, J	.304	47	207	44	63	97	13	0	7	41	12	60	12	3	.469	.819
Penney, J	.271	38	140	18	38	50	7	1	1	22	25	33	3	1	.357	.749
Pennington, G	.315	14	54	9	17	28	8	0	1	5	2	15	0	2	.519	.902
Pérez, W	.500	2	4	1	2	3	1	0	0	0	0	1	0	0	.750	1.350
Stephenson, S	.290	45	193	43	56	86	10	4	4	27	15	32	24	1	.446	.816
Strong, J	.125	9	32	2	4	5	1	0	0	1	6	16	1	0	.156	.419
Turney, C	.286	3	14	3	4	6	2	0	0	0	0	6	0	0	.429	.715
WHITECAPS	.270	66	2364	422	638	1022	139	19	69	398	301	631	98	15	.432	.797

PITCHER	W-L	ERA	G	GS	CG	HD	SV	IP	H	R	ER	HR	BB	SO	WP	AVG.
Adametz, J	1-3	4.85	16	0	0	2	0	29.2	27	18	16	4	11	22	1	.245
Alba, M	1-3	4.93	11	6	0	1	0	42.0	43	24	23	6	14	40	2	.270
Ashman, M	2-2	0.86	16	0	0	3	2	21.0	12	5	2	0	3	24	1	.160
Balazovic, J	0-0	4.50	2	1	0	0	0	2.0	2	1	1	0	0	3	1	.250
Brieske, B	0-0	0.00	1	1	0	0	0	1.0	0	0	0	0	0	2	0	.000
Calvo, B	0-0	10.80	3	0	0	0	1	3.1	3	4	4	1	1	4	1	.231
Castillo, R	1-3	6.05	11	11	0	0	0	38.2	40	28	26	5	19	31	4	.270
Cobb, A	0-0	0.00	1	1	0	0	0	2.0	1	0	0	0	0	3	0	.167
Elissalt, L	0-0	6.14	2	2	0	0	0	7.1	10	7	5	0	7	8	1	.357
Erbe, H	1-1	2.79	16	0	0	1	0	19.1	13	6	6	2	10	23	3	.197
Fields, C	3-1	2.28	15	1	0	1	2	27.2	19	8	7	1	10	34	1	.186
Fregio, D	3-0	2.51	10	0	0	1	1	14.1	10	4	4	0	6	16	2	.192
Gipson-Long, S	0-0	1.59	2	2	0	0	0	5.2	5	1	1	0	1	5	1	.250
Go, W	1-0	6.75	3	0	0	0	0	2.2	2	3	2	0	4	1	0	.286
Guenther, S	0-0	9.00	1	0	0	0	0	1.0	3	1	1	0	0	1	0	.600
Harvey, R	1-0	4.50	1	0	0	0	0	2.0	4	1	1	1	0	2	0	.444
Hebbert, D	0-0	13.50	2	0	0	0	0	2.2	4	4	4	1	2	1	0	.364
Howey, P	1-2	2.78	17	5	0	1	3	32.1	21	10	10	3	14	25	1	.186
Jimenez, M	3-1	2.05	19	0	0	1	1	30.2	18	8	7	3	9	34	1	.171
Lequerica, C	3-0	4.37	20	0	0	2	2	22.2	22	11	11	2	13	22	2	.256
Lockhart, L	1-0	0.00	2	2	0	0	0	9.2	4	0	0	0	3	9	0	.133
Marcano, C	2-1	2.63	6	4	0	0	0	24.0	24	8	7	3	11	20	1	.264
Marks, J	1-0	3.00	7	0	0	0	0	6.0	6	2	2	0	2	12	0	.261
Mattison, T	1-0	7.36	3	0	0	0	0	3.2	5	3	3	0	1	4	1	.313
Michael, T	3-0	0.55	11	0	0	0	2	16.1	5	2	1	0	6	21	0	.093
Miller, J	3-2	3.52	11	10	0	0	0	46.0	49	22	18	4	14	34	3	.274
Minton, H	3-0	4.91	9	8	0	0	0	36.2	34	22	20	3	11	41	3	.245
Pacheco, F	1-0	1.32	10	0	0	1	0	13.2	5	4	2	0	10	19	1	.106
Randall, J	0-0	0.00	1	1	0	0	0	5.0	5	1	0	0	0	6	1	.250
Rodriguez, M	1-0	3.12	6	0	0	0	1	8.2	9	3	3	0	1	11	2	.257
Sears, A	4-2	3.07	10	7	0	1	0	41.0	35	15	14	4	13	44	9	.222
Serwa, K	1-1	4.34	6	4	0	0	0	18.2	18	9	9	1	7	16	3	.243
Silva, E	0-0	0.00	1	0	0	0	0	4.0	1	0	0	0	0	5	0	.077
Smith, D	0-0	3.00	3	0	0	1	0	3.0	3	1	1	0	1	2	0	.273
Stil, M	0-0	3.86	3	0	0	0	0	4.2	6	2	2	0	1	5	2	.300
Weins, C	2-0	4.22	17	0	0	1	1	21.1	20	11	10	0	27	24	3	.250
WHITECAPS	44-22	3.51	66	66	0	17	165	71.1	488	249	223	44	231	573	51	.230

2025 WHITECAPS

SEASON REVIEW

OPPONENTS

HISTORY

RECORDS

DETROIT TIGERS

MEDIA



2025 VS. RIGHT-HANDERS

2025 WHITECAPS

SEASON REVIEW

OPPONENTS

HISTORY

RECORDS

DETROIT TIGERS

MEDIA

BATTER	AVG	G	AB	H	TB	2B	3B	HR	RBI	BB	SO	OBP	SLG	OPS
Bastidas, A	.324	21	68	22	31	4	1	1	14	3	22	.352	.456	.808
Briceño, J	.338	53	133	45	97	11	1	13	44	33	28	.476	.729	1.205
Brookman, A	.247	54	162	40	52	6	0	2	17	11	31	.302	.321	.623
Callahan, B	.245	54	151	37	70	5	2	8	32	13	37	.310	.464	.774
Clark, M	.302	64	189	57	91	9	2	7	38	48	40	.444	.481	.925
Dobbins, H	.000	1	1	0	0	0	0	0	0	0	0	.000	.000	.000
Gil, S	.000	5	11	0	0	0	0	0	2	7	3	.389	.000	.389
Gold, L	.213	59	169	36	58	9	2	3	22	9	39	.285	.343	.628
Graham, P	.292	95	264	77	111	17	1	5	41	27	63	.372	.420	.792
Hadeen, W	.248	41	109	27	38	3	1	2	15	15	15	.354	.349	.703
Hicklen, B	.000	1	3	0	0	0	0	0	0	0	2	.000	.000	.000
Jenkins, A	.264	91	265	70	108	13	2	7	40	23	67	.347	.408	.755
Lee, B	.110	61	154	17	31	5	0	3	12	19	73	.215	.201	.416
Lee, P	.228	61	145	33	46	2	1	3	19	29	63	.371	.317	.688
Malgeri, B	.444	5	18	8	15	1	0	2	5	3	4	.524	.833	1.357
McGonigle, K	.379	34	103	39	63	12	0	4	28	16	12	.467	.612	1.079
Murr, A	.267	69	195	52	89	14	4	5	35	35	40	.374	.456	.830
Pacheco, I	.254	94	248	63	130	22	3	13	51	54	88	.383	.524	.907
Peck, J	.291	88	278	81	123	15	0	9	49	24	72	.353	.442	.795
Penney, J	.264	69	197	52	77	10	0	5	35	32	48	.373	.391	.764
Pennington, G	.344	36	96	33	52	13	0	2	12	3	18	.400	.542	.942
Pérez, W	.500	2	4	2	3	1	0	0	0	0	1	.600	.750	1.350
Stephenson, S	.285	86	274	78	112	11	4	5	37	24	43	.379	.409	.788
Strong, J	.259	23	58	15	28	1	0	4	5	8	19	.348	.483	.831
Turney, C	.357	5	14	5	9	4	0	0	2	0	5	.357	.643	1.000
WHITECAPS	.269	129	3309	889	1434	188	24	103	555	436	833	.365	.433	.798

PITCHER	AVG	AB	H	TB	HR	RBI	HB	BB	SO	SLG	OBP	OPS
Adametz, J	.198	126	25	41	4	17	7	13	25	.325	.306	.631
Alba, M	.226	106	24	41	4	13	1	8	28	.387	.282	.669
Ashman, M	.165	79	13	19	0	5	1	3	27	.241	.198	.439
Balazovic, J	.286	7	2	5	1	2	0	0	2	.714	.286	1.000
Brieske, B	.000	1	0	0	0	0	0	0	0	.000	.000	.000
Calvo, B	.273	11	3	3	0	2	1	0	2	.273	.333	.606
Castillo, R	.256	176	45	70	6	30	2	18	44	.398	.330	.728
Cobb, A	.214	14	3	4	0	1	0	2	5	.286	.313	.599
Elissalt, L	.260	50	13	15	0	3	2	5	14	.300	.345	.645
Erbe, H	.173	75	13	24	1	10	2	12	23	.320	.297	.617
Fields, C	.160	119	19	23	0	4	3	9	45	.193	.237	.430
Fregio, D	.167	48	8	14	1	3	0	6	16	.292	.259	.551
Gipson-Long, S	.214	14	3	3	0	0	0	0	4	.214	.214	.428
Go, W	.118	17	2	3	0	1	0	2	1	.176	.200	.376
Guenther, S	.500	6	3	6	1	2	0	0	1	1.000	.429	1.429
Harvey, R	.500	6	3	3	0	0	0	0	1	.500	.500	1.000
Hebbert, D	.200	10	2	6	1	4	0	0	5	.600	.200	.800
Howey, P	.184	98	18	24	1	9	1	10	25	.245	.266	.511
Jimenez, M	.194	103	20	29	2	9	1	9	31	.282	.263	.545
Lange, A	.333	6	2	3	0	1	0	0	1	.500	.333	.833
Lequerica, C	.143	91	13	17	0	9	1	9	22	.187	.225	.412
Lockhart, L	.160	25	4	4	0	0	0	2	10	.160	.222	.382
Marcano, C	.215	65	14	23	2	6	0	12	10	.354	.333	.687
Marks, J	.261	23	6	6	0	2	0	1	7	.261	.292	.553
Mattison, T	.313	16	5	10	1	4	0	4	4	.625	.450	1.075
Michael, T	.220	50	11	18	1	6	0	3	14	.360	.264	.624
Miller, J	.257	269	69	113	6	21	0	25	64	.420	.320	.740
Minton, H	.228	127	29	36	2	13	5	6	38	.283	.288	.571
Murr, A	.000	3	0	0	0	0	0	0	0	.000	.000	.000
Pacheco, F	.154	52	8	17	2	7	2	6	18	.327	.267	.594
Randall, J	.258	97	25	40	1	12	0	5	23	.412	.291	.703
Rodriguez, M	.216	37	8	8	0	2	1	2	10	.216	.275	.491
Sears, A	.215	186	40	69	8	19	2	15	58	.371	.278	.649
Serwa, K	.241	58	14	16	0	5	3	3	14	.276	.313	.589
Sewald, P	.250	4	1	1	0	0	0	1	2	.250	.400	.650
Smith, D	.091	11	1	1	0	0	0	0	6	.091	.091	.182
Stil, M	.308	26	8	12	1	2	1	5	6	.462	.438	.900
Weins, C	.215	65	14	22	1	8	2	15	20	.338	.373	.711
WHITECAPS	.214	2191	469	713	46	220	38	204	607	.325	.290	.615

2025 VS. LEFT-HANDERS



BATTER	AVG	G	AB	H	TB	2B	3B	HR	RBI	BB	SO	OBP	SLG	OPS
Bastidas, A	.167	10	12	2	2	0	0	0	1	1	4	.231	.167	.398
Briceño, J	.206	36	63	13	21	2	0	2	13	8	12	.297	.333	.630
Brookman, A	.167	30	42	7	9	2	0	0	5	4	7	.245	.214	.459
Callahan, B	.300	29	50	15	25	3	2	1	12	1	13	.333	.500	.833
Clark, M	.239	41	71	17	20	3	0	0	9	17	16	.396	.282	.678
Gil, S	.500	3	2	1	1	0	0	0	0	2	0	.750	.500	1.250
Gold, L	.179	34	56	10	18	2	0	2	4	5	19	.246	.321	.567
Graham, P	.258	61	93	24	40	6	2	2	8	13	22	.349	.430	.779
Hadeen, W	.200	27	45	9	10	1	0	0	3	6	9	.333	.222	.555
Hicklen, B	.000	1	2	0	0	0	0	0	0	1	1	.333	.000	.333
Jenkins, A	.256	52	86	22	37	4	1	3	19	10	26	.337	.430	.767
Lee, B	.125	37	48	6	7	1	0	0	7	10	19	.283	.146	.429
Lee, P	.145	35	55	8	13	2	0	1	5	8	31	.277	.236	.513
Malgeri, B	.000	1	1	0	0	0	0	0	0	0	0	.000	.000	.000
McGonigle, K	.357	22	42	15	31	7	0	3	11	7	7	.451	.738	1.189
Murr, A	.323	42	62	20	27	1	0	2	8	6	22	.425	.435	.860
Pacheco, I	.269	62	93	25	40	3	0	4	17	20	35	.400	.430	.830
Peck, J	.354	52	96	34	46	7	1	1	10	8	32	.396	.479	.875
Penney, J	.255	39	55	14	17	1	1	0	9	14	14	.411	.309	.720
Pennington, G	.263	24	38	10	12	2	0	0	4	4	14	.341	.316	.657
Stephenson, S	.289	47	97	28	44	5	1	3	12	6	19	.349	.454	.803
Strong, J	.130	15	23	3	6	3	0	0	1	5	13	.286	.261	.547
Turney, C	.375	5	8	3	4	1	0	0	0	1	3	.444	.500	.944

WHITECAPS	.251	88	1140	286	430	56	8	24	158	157	338	.351	.377	.728
------------------	-------------	-----------	-------------	------------	------------	-----------	----------	-----------	------------	------------	------------	-------------	-------------	-------------

PITCHER	AVG	AB	H	TB	HR	RBI	HB	BB	SO	SLG	OBP	OPS
Adametz, J	.270	89	24	37	3	9	6	8	21	.416	.369	.785
Alba, M	.232	164	38	59	5	20	1	12	38	.360	.285	.645
Ashman, M	.161	56	9	11	0	4	0	5	19	.196	.230	.426
Balazovic, J	.125	8	1	1	0	0	0	0	3	.125	.125	.250
Brieske, B	.000	2	0	0	0	0	0	0	2	.000	.000	.000
Calvo, B	.333	15	5	8	1	5	0	2	5	.533	.412	.945
Castillo, R	.256	203	52	82	6	24	3	28	36	.404	.355	.759
Cobb, A	.136	22	3	6	1	1	0	3	9	.273	.240	.513
Elissalt, L	.167	36	6	7	0	3	0	10	9	.194	.340	.534
Erbe, H	.224	67	15	25	2	10	0	14	17	.373	.354	.727
Fields, C	.179	112	20	33	3	8	4	6	35	.295	.244	.539
Fregio, D	.188	48	9	14	1	5	2	4	13	.292	.278	.570
Gipson-Long, S	.333	6	2	2	0	1	0	1	1	.333	.429	.762
Go, W	.500	12	6	10	1	4	0	5	2	.833	.647	1.480
Guenther, S	.333	3	1	1	0	0	0	0	1	.333	.333	.666
Harvey, R	.333	6	2	6	1	1	0	0	2	1.000	.333	1.333
Hebbert, D	.444	9	4	12	2	5	0	3	1	1.333	.583	1.916
Howey, P	.218	119	26	38	2	7	2	17	23	.319	.326	.645
Jenkins, A	.000	1	0	0	0	0	0	0	0	.000	.000	.000
Jimenez, M	.129	101	13	25	3	9	1	8	28	.248	.196	.444
Lange, A	.000	2	0	0	0	0	0	0	2	.000	.000	.000
Lequerica, C	.253	99	25	38	3	13	0	12	20	.384	.327	.711
Lockhart, L	.167	18	3	3	0	0	0	3	4	.167	.286	.453
Marcano, C	.306	72	22	35	3	6	2	7	14	.486	.383	.869
Marks, J	.095	21	2	2	0	2	0	3	12	.095	.208	.303
Mattison, T	.235	17	4	8	1	3	1	2	5	.471	.350	.821
Michael, T	.145	55	8	19	3	5	1	7	24	.345	.254	.599
Miller, J	.230	135	31	45	2	12	6	6	28	.333	.289	.622
Minton, H	.235	132	31	59	6	13	1	14	32	.447	.311	.758
Murr, A	.000	1	0	0	0	0	0	0	0	.000	.000	.000
Pacheco, F	.182	55	10	18	1	6	3	17	14	.327	.400	.727
Randall, J	.143	7	1	1	0	1	0	0	3	.143	.143	.286
Rodriguez, M	.243	37	9	11	0	1	0	1	10	.297	.263	.560
Sears, A	.198	121	24	29	0	5	5	14	36	.240	.307	.547
Serwa, K	.189	74	14	19	1	5	1	5	20	.257	.250	.507
Sewald, P	.000	3	0	0	0	0	0	0	2	.000	.000	.000
Silva, E	.100	10	1	2	0	0	1	0	3	.200	.182	.382
Smith, D	.364	11	4	4	0	1	0	2	1	.364	.462	.826
Stil, M	.267	15	4	4	0	3	1	0	3	.267	.294	.561
Weins, C	.244	82	20	27	1	10	1	23	24	.329	.411	.740

WHITECAPS	.219	2042	447	698	52	200	42	242	521	.342	.312	.654
------------------	-------------	-------------	------------	------------	-----------	------------	-----------	------------	------------	-------------	-------------	-------------

2025 WHITECAPS

SEASON REVIEW

OPPONENTS

HISTORY

RECORDS

DETROIT TIGERS

MEDIA



2025 SITUATIONAL STATISTICS

RUNNERS ON BASE

2025 WHITECAPS

SEASON REVIEW

BATTER	AVG	AB	H	TB	2B	3B	HR	RBI	BB	SO	OBP	SLG	OPS	GIDP
Bastidas, A	.340	47	16	24	3	1	1	15	1	15	.354	.511	.865	0
Briceño, J	.323	99	32	60	7	0	7	49	26	21	.462	.606	1.068	3
Brookman, A	.298	94	28	32	4	0	0	20	8	13	.343	.340	.683	8
Callahan, B	.264	106	28	50	1	3	5	40	9	24	.331	.472	.803	1
Clark, M	.342	114	39	54	7	1	2	42	24	24	.458	.474	.932	4
Gil, S	.000	4	0	0	0	0	0	2	3	0	.429	.000	.429	0
Gold, L	.168	119	20	32	4	1	2	23	8	30	.256	.269	.525	5
Graham, P	.279	172	48	74	13	2	3	45	24	42	.376	.430	.806	3
Hadeen, W	.254	71	18	24	1	1	1	17	11	13	.376	.338	.714	2
Jenkins, A	.263	171	45	70	5	1	6	55	19	47	.360	.409	.769	4
Lee, B	.129	101	13	24	5	0	2	18	11	49	.229	.238	.467	5
Lee, P	.228	92	21	29	3	1	1	21	18	39	.366	.315	.681	4
Malgeri, B	.444	9	4	7	0	0	1	4	1	1	.500	.778	1.278	0
McGonigle, K	.377	77	29	51	10	0	4	36	7	9	.437	.662	1.099	1
Murr, A	.339	127	43	69	10	2	4	40	19	30	.425	.543	.968	7
Pacheco, I	.233	176	41	92	15	3	10	61	47	62	.387	.523	.910	7
Peck, J	.305	200	61	81	11	0	3	52	15	55	.352	.405	.757	3
Penney, J	.328	116	38	52	5	0	3	42	20	24	.426	.448	.874	6
Pennington, G	.319	72	23	37	8	0	2	16	5	14	.390	.514	.904	3
Stephenson, S	.350	177	62	82	10	2	2	43	15	22	.431	.463	.894	5
Strong, J	.152	33	5	7	2	0	0	2	4	18	.243	.212	.455	0
Turney, C	.333	9	3	5	2	0	0	2	0	4	.333	.556	.889	0
WHITECAPS	.282	2186	617	956	126	18	59	645	295	556	.376	.437	.813	71

OPPONENTS

W/RUNNERS IN SCORING POSITION

BATTER	AVG	AB	H	TB	2B	3B	HR	RBI	BB	SO	OBP	SLG	OPS	GIDP
Bastidas, A	.300	30	9	14	2	0	1	13	0	10	.300	.467	.767	0
Briceño, J	.339	62	21	44	5	0	6	45	20	12	.488	.710	1.198	2
Brookman, A	.237	59	14	17	3	0	0	19	5	9	.275	.288	.563	3
Callahan, B	.324	68	22	39	1	2	4	37	5	13	.370	.574	.944	1
Clark, M	.400	70	28	38	4	0	2	39	21	15	.532	.543	1.075	1
Gil, S	.000	2	0	0	0	0	0	2	2	0	.500	.000	.500	0
Gold, L	.134	82	11	19	3	1	1	20	7	20	.237	.232	.469	1
Graham, P	.278	108	30	47	9	1	2	39	17	30	.375	.435	.810	1
Hadeen, W	.268	41	11	14	0	0	1	16	7	8	.400	.341	.741	0
Jenkins, A	.288	111	32	44	3	0	3	48	14	32	.382	.396	.778	1
Lee, B	.154	65	10	19	3	0	2	17	6	35	.237	.292	.529	1
Lee, P	.267	60	16	18	2	0	0	17	16	31	.429	.300	.729	1
Malgeri, B	.500	6	3	6	0	0	1	4	1	1	.571	1.000	1.571	0
McGonigle, K	.362	58	21	36	9	0	2	32	6	7	.424	.621	1.045	0
Murr, A	.333	81	27	45	8	2	2	36	16	21	.437	.556	.993	3
Pacheco, I	.234	111	26	56	9	0	7	50	30	40	.385	.505	.890	2
Peck, J	.292	137	40	57	8	0	3	51	10	38	.338	.416	.754	0
Penney, J	.342	76	26	37	5	0	2	40	14	14	.442	.487	.929	3
Pennington, G	.293	41	12	20	5	0	1	13	3	9	.375	.488	.863	0
Stephenson, S	.346	107	37	46	4	1	1	37	13	15	.427	.430	.857	3
Strong, J	.043	23	1	1	0	0	0	0	4	14	.185	.043	.228	0
Turney, C	.200	5	1	2	1	0	0	2	0	3	.200	.400	.600	0
WHITECAPS	.284	1403	398	619	84	7	41	577	217	377	.382	.441	.823	23

HISTORY

RECORDS

Vs. West Division

Opponent	Home	Road	Total
Beloit	0-0	0-0	0-0
Cedar Rapids	6-0	0-0	6-0
Peoria	0-0	4-2	4-2
Quad Cities	0-0	0-0	0-0
South Bend	6-0	0-0	6-0
Wisconsin	4-1	3-3	7-4
TOTALS	16-1	7-5	23-6

Vs. East Division

Opponent	Home	Road	Total
Dayton	7-2	9-3	11-10
Fort Wayne	5-1	9-3	9-3
Great Lakes	5-4	4-5	12-6
Lake County	5-7	7-5	6-15
Lansing	10-2	8-1	15-9
TOTALS	32-16	37-17	69-33

DETROIT TIGERS

Situational Records: When...

vs. RH SP	68-21	One-Run Games	28-6
vs. LH SP	24-18	Two-Run Games	7-8
Day Games	25-9	Scoring First	65-15
Night Games	67-30	Opp. Score First	27-24

Record by Month

April	15-8
May	20-7
June	17-7
July	14-10
August	21-6
September	5-1

MEDIA

2025 LEAGUE TEAM STATISTICS



Midwest League Club Hitting

TEAM	AVG	G	AB	R	H	2B	3B	HR	RBI	BB	SO	SB	CS	OBP	OPS
WHITECAPS	.264	131	4449	760	1175	244	32	127	713	593	1171	167	35	.361	.780
Lake County	.248	132	4346	625	1077	229	38	110	577	534	1086	154	42	.337	.731
Peoria	.247	130	4245	617	1048	196	19	68	545	538	990	177	70	.345	.695
Lansing	.245	132	4309	553	1055	206	30	61	493	494	946	129	42	.334	.683
Cedar Rapids	.245	132	4244	640	1038	237	41	102	578	521	1094	180	38	.342	.734
Great Lakes	.239	130	4143	661	990	201	27	109	594	688	1149	265	78	.351	.730
Quad Cities	.237	132	4252	574	1006	220	41	50	516	536	1220	239	78	.324	.667
Dayton	.226	128	4217	542	955	199	21	73	472	496	1151	122	36	.317	.653
Beloit	.226	131	4140	545	934	200	38	62	493	603	1094	334	81	.332	.669
Fort Wayne	.223	131	4199	525	935	173	25	83	482	525	1241	113	42	.319	.654
Wisconsin	.221	130	4149	513	919	178	27	74	461	555	1068	199	64	.319	.650
South Bend	.221	131	4161	558	921	187	16	83	504	591	1125	244	40	.327	.661

Midwest League Club Fielding

TEAM	PCT	PO	A	E	TC	DP	PB	CWP	SB	CS
WHITECAPS	.978	3478	1178	103	4759	104	15	69	111	51
Fort Wayne	.978	3388	1138	102	4628	104	18	76	151	44
Lansing	.977	3416	1152	108	4676	119	19	101	135	41
Lake County	.977	3449	1083	108	4640	83	7	75	196	61
Great Lakes	.976	3367	1060	108	4535	89	13	112	191	49
Peoria	.975	3341	1028	110	4479	94	6	91	226	49
Beloit	.975	3416	1127	117	4660	110	17	82	232	53
Wisconsin	.975	3381	1174	118	4673	120	26	89	279	51
Quad Cities	.974	3467	1117	123	4707	91	14	104	163	69
Dayton	.974	3374	1052	119	4545	90	11	68	122	45
Cedar Rapids	.972	3393	1116	129	4638	98	9	70	296	51
South Bend	.970	3395	1132	138	4665	101	4	55	221	82

Midwest League Club Pitching

TEAM	W-L	ERA	G	SHO	SV	IP	H	R	ER	HR	HB	BB	SO	WP	BAA
WHITECAPS	92-39	3.17	131	12	32	1159.1	916	466	408	98	80	446	1128	69	.216
Quad Cities	74-58	3.29	132	15	28	1155.2	940	515	423	63	84	478	1117	104	.222
Beloit	68-63	3.53	131	12	42	1138.2	945	529	446	57	99	543	1165	82	.225
Lake County	74-58	3.89	132	8	40	1149.2	981	566	497	96	69	601	1162	75	.230
South Bend	56-75	4.15	131	5	23	1131.2	1047	609	522	77	97	535	1088	55	.246
Great Lakes	72-58	4.23	130	7	32	1122.1	883	592	527	71	106	729	1232	112	.216
Wisconsin	56-74	4.25	130	8	25	1127.0	1027	616	532	80	79	584	1077	89	.245
Cedar Rapids	72-60	4.31	132	10	35	1131.0	1031	612	542	69	76	497	1077	70	.242
Lansing	62-70	4.40	132	8	32	1138.2	1132	646	557	102	58	461	956	101	.259
Fort Wayne	56-75	4.50	131	7	25	1129.1	1083	639	565	89	93	553	1105	76	.252
Dayton	52-76	4.63	128	6	31	1124.2	1064	654	578	115	81	591	1115	68	.247
Peoria	51-79	4.83	130	3	24	1113.2	1004	669	598	85	92	656	1113	91	.241

Midwest League Attendance - 2024 vs. 2025

Team	'24 Total	'24 AVG	Dates	Dates Lost	High	'23 AVG	AVG DIFF
Dayton Dragons	490,468	7,785	63	3	8,729	8,012	-227
West Michigan Whitecaps	373,025	5,829	64	1	9,049	5,827	2
Fort Wayne TinCaps	327,542	5,118	64	2	8,825	5,590	-472
South Bend Cubs	305,311	4,770	64	2	7,929	4,770	0
Lansing Lugnuts	275,713	4,242	65	1	10,527	4,297	-55
Wisconsin Timber Rattlers	236,441	3,753	63	3	6,673	3,696	57
Great Lakes Loons	195,332	3,151	62	3	6,654	3,189	-38
Lake County Captains	170,233	2,702	63	3	6,622	3,406	-704
Quad Cities River Bandits	153,042	2,319	66	0	6,428	2,736	-417
Cedar Rapids Kernels	151,222	2,363	64	2	5,278	2,383	-20
Peoria Chiefs	139,287	2,361	59	7	5,093	2,533	-172
Beloit Sky Carp	112,808	1,849	61	5	3,150	1,654	195
Total	2,930,424	3,866	758	32	10,527	4,032	-154

DIFF = Difference in total attendance from '24 to '25...

2025 WHITECAPS

SEASON REVIEW

OPPONENTS

HISTORY

RECORDS

DETROIT TIGERS

MEDIA



2025 MWL BATTING LEADERS

BATTING AVERAGE

Peck, J.....	WM.....	.307
Areinamo, J.....	WIS.....	.297
George, K.....	GL.....	.295
Nankil, N.....	LAN.....	.294
Kuroda-Grauer, J ..	LAN.....	.293

OPS

Pacheco, I.....	WM.....	.887
De Paula, J.....	GL.....	.827
Areinamo, J.....	WIS.....	.818
Peck, J.....	WM.....	.816
Hope, Z.....	GL.....	.805

EXTRA-BASE HITS

Devers, J.....	LC.....	53
Pacheco, I.....	WM.....	45
De Andrade, D.....	CR.....	43
Hope, Z.....	GL.....	43
Velazquez, R.....	LC.....	43

HOME RUNS

Pacheco, I.....	WM.....	17
Velazquez, R.....	LC.....	17
Winokur, B.....	CR.....	17
Gelof, J.....	GL.....	16
Rosario, A.....	LC.....	16

HITS

Kulasingam, S.....	QC.....	136
George, K.....	GL.....	125
Yamauchi, C.....	LAN.....	120
Gelof, J.....	GL.....	116
Peck, J.....	WM.....	115

TOTAL BASES

Devers, J.....	LC.....	197
Hope, Z.....	GL.....	188
Kulasingam, S.....	QC.....	184
Winkour, B.....	CR.....	184
Velazquez, R.....	LC.....	174

RBI

Wagner, L.....	GL.....	76
Hope, Z.....	GL.....	75
Moss, C.....	QC.....	70
Pacheco, I.....	WM.....	68
Winokur, B.....	CR.....	68

DOUBLES

Devers, J.....	LC.....	36
Gonzalez, E.....	LC.....	28
Hope, Z.....	GL.....	27
De Andrade, D.....	CR.....	26
Kulasingam, S.....	QC.....	26

RUNS SCORED

George, K.....	GL.....	93
Wagner, L.....	GL.....	82
Peck, J.....	WM.....	78
DeBarge, K.....	CR.....	77
Kulasingam, S.....	QC.....	77

ON-BASE PERCENTAGE

George, K.....	GL.....	.409
De Paula, J.....	GL.....	.406
Pacheco, I.....	WM.....	.388
Nankil, N.....	LAN.....	.382
Burke, B.....	WIS.....	.380

TRIPLES

De Andrade, D.....	CR.....	8
Kulasingam, S.....	QC.....	8
Butterworth, B.....	FW.....	7
De Vries, L.....	FW/LAN.....	7
George, K.....	GL.....	7

STOLEN BASES

George, K.....	GL.....	100
DeBarge, K.....	CR.....	66
Hernandez, C.....	SB.....	52
Garcia, Y.....	WIS.....	48
Shade, C.....	BEL.....	48

SLUGGING PERCENTAGE

Pacheco, I.....	WM.....	.499
Velazquez, R.....	LC.....	.469
Areinamo, J.....	WIS.....	.463
Butterworth, B.....	FW.....	.455
Gelof, J.....	GL.....	.454

WALKS

George, K.....	GL.....	84
De Paula, J.....	GL.....	81
Hope, Z.....	GL.....	78
Wagner, L.....	GL.....	78
Pacheco, I.....	WM.....	74

CAUGHT STEALING

George, K.....	GL.....	24
Garcia, Y.....	WIS.....	13
Boyd, E.....	BEL.....	12
Guilarte, D.....	WIS.....	11
Kulasingam, S.....	QC.....	10

Additional Batting Leaders

SACRIFICE HITS — 4 Players, 7

SACRIFICE FLIES — Jahder Areinamo, WIS, 9

HIT BY PITCH — T.J. Schofield-Sam, LAN, 30

GROUNDED INTO DOUBLE PLAY — Jaime Ferrer, CR, 18

First-Round Picks

The following is a list of true first-round draft picks that have played w/the Whitecaps

Player	Years with 'Caps	Year Drafted	Draft Selection
Max Clark, OF	2024-25	2023	3rd overall
Kevin McGonigle, IF	2024-25	2023	37th overall
Jackson Jobe, RHP	2022-23	2021	3rd overall
Jace Jung*, 2B	2022-23	2022	12th overall
Ty Madden, RHP	2022	2021	32nd overall
Spencer Torkelson*, IF	2021	2020	1st overall
Riley Greene, OF	2019	2019	5th overall
Matt Manning, RHP	2017-18	2016	9th overall
Beau Burrows, RHP	2016	2015	22nd overall
Christin Stewart, OF	2015	2015	34th overall
Derek Hill, OF	2015-17	2014	23rd overall
Jonathon Crawford, RHP	2014	2013	20th overall
Jacob Turner*, RHP	2010	2009	9th overall
Cameron Maybin*, RHP	2006	2005	10th overall
Scott Moore, IF	2003	2002	8th overall
Kenny Baugh*, RHP	2001	2001	11th overall
Matt Wheatland, RHP	2001	2000	8th overall
Eric Munson*, C/IF	1999	1999	3rd overall
Jeff Weaver, RHP	1998	1998	14th overall
Ben Grieve, OF	1995	1994	2nd overall

*Player made their professional debut with the Whitecaps

2025 WHITECAPS

SEASON REVIEW

OPPONENTS

HISTORY

RECORDS

DETROIT TIGERS

MEDIA

2025 MWL PITCHING LEADERS



EARNED RUN AVERAGE	
Arronde, F..... QC	2.80
Avant, C..... LAN.....	3.65
Chaney, C..... CR.....	3.68
Beam, D..... QC.....	3.83
Serwinowski, A.. 2 Teams.....	3.89

HOME RUNS	
Judkins, G..... LAN.....	20
Koenig, I..... FW.....	17
Salas, G..... PEO.....	15
Garcia, S..... WIS.....	13
Wilkinson, M..... LC.....	13

BATTING AVERAGE AGAINST	
Arronde, F..... QC.....	.210
Serwinowski, A.. 2 Teams.....	.224
Favors, C..... LC.....	.233
Avant, C..... LAN.....	.239
Judkins, G..... LAN.....	.254

WHIP	
Arronde, F..... QC.....	1.08
Beam, D..... QC.....	1.19
Chaney, C..... CR.....	1.28
Serwinowski, A.. 2 Teams.....	1.33
Avant, C..... LAN.....	1.33

WALKS	
Humphries, J..... LC.....	91
Birchard, R..... WIS.....	73
Hayden, L..... DAY.....	72
Rodriguez, Y..... WIS.....	60
Crowell, W..... GL.....	57

STRIKEOUTS	
Serwinowski, A.. 2 Teams.....	136
Birchard, R..... WIS.....	121
Wilkinson, M..... LC.....	117
Favors, C..... LC.....	113
Beam, D..... QC.....	110

WINS	
Hartle, J..... LC.....	10
Fields, C..... WM.....	8
9 Players Tied with 8	

LOSSES	
Salas, G..... PEO.....	13
Lowe, I..... FW.....	12
Beam, D..... QC.....	10
Garcia, S..... WIS.....	10
Humphries, J..... LC.....	10

SAVES	
Adamiak, M..... LAN.....	21
Jasiak, J..... LC.....	13
Cawyer, Z..... QC.....	11
Pasqualotto, P..... CR.....	10
Storm, J..... BEL.....	9

GAMES STARTED	
Beam, D..... QC.....	26
Humphries, J..... LC.....	26
Echavarria, S..... LAN.....	25
Favors, C..... LC.....	25
Wilkinson, M..... LC.....	25

GAMES	
Adamiak, M..... LAN.....	44
Lequerica, C..... WM.....	43
Rodriguez, Y..... WIS.....	43
Storm, J..... BEL.....	43
Pontes, B..... LAN.....	42

INNINGS PITCHED	
Beam, D..... QC.....	131.2
Arronde, F..... QC.....	128.2
Judkins, G..... LAN.....	123.2
Serwinowski, A.. 2 Teams.....	108.2
Favors, C..... LC.....	108.0

WIN PERCENTAGE	
Chaney, C..... CR.....	.636
Avant, C..... LAN.....	.500
Favors, C..... LC.....	.471
Judkins, G..... LAN.....	.471
Arronde, F..... QC.....	.417

HOLDS	
Pontes, B..... LAN.....	11
Breault, H..... LAN.....	7
Cannon, W..... DAY.....	7
Gonzalez, J..... GL.....	7
Yean, R..... GL.....	7

HIT BATSMEN	
Hall, T..... CR.....	15
Davila, J..... PEO.....	14
Jessee, B..... DAY.....	14
Adametz, J..... WM.....	13
Serwinowski, A.. 2 Teams.....	13

Additional Pitching Leaders

- HITS ALLOWED** -- Drew Beam, QC, 127
- GAMES FINISHED** -- Mark Adamiak, LAN, 37
- DOUBLE PLAYS INDUCED** -- Jose Montero, DAY, 16
- RUNS ALLOWED** -- Gerardo Salas, PEO, 91
- EARNED RUNS ALLOWED** -- Gerardo Salas, PEO, 87
- STOLEN BASES ALLOWED** -- Ryan Birchard, WIS, 47
- NUMBER OF PITCHES THROWN** -- Grant Judkins, LAN, 2015
- HIT BATTERS** -- Tanner Hall, CR, 15
- INTENTIONAL WALKS ISSUED** -- Yerlin Rodriguez, WIS, 3
- GROUNDBALL/FLYBALL RATIO** -- Chase Chaney, CR, 1.20

Most League Championships

(Since league began in 1947)

TEAM	TITLES	YRS. IN LEAGUE	LAST TITLE
Wisconsin*	9	60	2012
Quad Cities	8	65	2021
West Michigan	7	32	2025
Waterloo#	7	36	1986
Danville#	4	12	1974

*Also known as Appleton (1962, 1967-1994) and Fox Cities (1963-1966)

#No longer an active member of the League

2025 WHITECAPS

SEASON REVIEW

OPPONENTS

HISTORY

RECORDS

DETROIT TIGERS

MEDIA



2025 ATTENDANCE, MWL HONORS

Top 30 Minor League Overall Attendance (out of 120 teams)

RANK	CLUB	CLASSIFICATION	TOTAL	DATES	AVG.
1	Lehigh Valley IronPigs	Triple-A	585,167	71	6,631
2	Indianapolis Indians	Triple-A	570,677	73	6,533
3	Columbus Clippers	Triple-A	513,085	70	6,827
4	Nashville Sounds	Triple-A	500,002	71	6,002
5	Albuquerque Isotopes	Triple-A	493,849	73	5,903
6	Las Vegas Aviators	Triple-A	491,889	75	5,881
7	Dayton Dragons	High-A	490,468	63	5,661
8	Durham Bulls	Triple-A	485,021	75	5,735
9	El Paso Chihuahuas	Triple-A	472,125	73	5,827
10	Worcester Red Sox	Triple-A	455,467	66	6,304
11	Toledo Mud Hens	Triple-A	452,049	71	6,169
12	Richmond Flying Squirrels	Triple-A	446,679	66	5,179
13	Rochester Red Wings	Triple-A	431,265	71	5,840
14	Tacoma Rainiers	Triple-A	430,813	75	5,463
15	Buffalo Bisons	Triple-A	425,517	70	6,062
16	Charlotte Knights	Triple-A	425,461	74	5,599
17	St. Paul Saints	Triple-A	420,428	68	5,657
18	Iowa Cubs	Triple-A	409,706	73	5,927
19	Reading Fightin Phils	Double-A	396,455	66	5,379
20	Salt Lake Bees	Triple-A	395,534	75	5,227
21	Oklahoma City Comets	Triple-A	395,026	73	5,431
22	Hartford Yard Goats	Double-A	389,496	67	5,459
23	Frisco RoughRiders	Double-A	383,515	67	4,807
24	West Michigan Whitecaps	High-A	373,025	64	5,288
25	Norfolk Tides	Triple-A	371,160	67	5,289
26	Portland Sea Dogs	Double-A	366,442	62	5,189
27	Jacksonville Jumbo Shrimp	Triple-A	359,679	72	5,312
28	Round Rock Express	Triple-A	354,867	72	5,341
29	Reno Aces	Triple-A	352,375	75	5,206
30	Somerset Patriots	Double-A	348,758	64	4,904

2025 Midwest League Post-Season All-Star Team

Pos.	Player, Club, Affiliate	AVG	OBP	SLG	OPS	HR	RBI	SB
1B	Callan Moss, Quad Cities, Kansas City	.270	.372	.418	.790	7	70	17
2B	Jefferson Rojas, South Bend, Chicago (NL)	.278	.379	.492	.871	11	59	19
SS	John Peck, West Michigan, Detroit	.307	.364	.452	.816	10	59	17
3B	Izaac Pacheco, West Michigan, Detroit	.258	.388	.499	.887	17	68	0
C	Jacob Cozart, Lake County, Cleveland	.229	.344	.364	.708	7	38	0
OF	Max Clark, West Michigan, Detroit	.285	.430	.427	.857	7	47	12
OF	Josue De Paula, Great Lakes, Los Angeles (NL)	.263	.406	.421	.827	12	44	32
OF	Kendall George, Great Lakes, Los Angeles (NL)	.295	.409	.370	.779	3	34	100
DH	Alfonso Rosario, Lake County, Cleveland	.268	.362	.490	.852	16	47	12
UT	Jadher Areinamo, Wisconsin, Milwaukee	.297	.355	.463	.818	11	51	15

Pos.	Player, Club, Affiliate	W-L	ERA	G	SV	IP	H	BB	SO
SP	Josh Hartle, Lake County, Cleveland	10-2	2.35	24	0	103.1	72	39	107
SP	Miguel Mendez, Fort Wayne, San Diego	7-3	1.32	12	0	61.1	38	24	70
SP	Tyson Hardin, Wisconsin, Milwaukee	4-3	2.34	11	0	57.2	57	9	62
SP	Andrew Sears, West Michigan, Detroit	7-4	2.95	20	0	82.1	64	29	94
RP	Garrett Hawkins, Fort Wayne, San Diego	8-1	1.43	32	8	44	17	13	60
RP	Colin Fields, West Michigan, Detroit	8-2	1.64	32	5	66	39	15	80

Most Valuable Player: Izaac Pacheco, West Michigan, Detroit
Pitcher of the Year: Josh Hartle, Lake County, Cleveland
Prospect of the Year: Kevin McGonigle, West Michigan, Detroit
Manager of the Year: Tony Cappuccilli, West Michigan, Detroit

2025 WHITECAPS

SEASON REVIEW

OPPONENTS

HISTORY

RECORDS

DETROIT TIGERS

MEDIA

OPPONENTS



Outfielder Josue de Paula, one of the Top Prospects in Major League Baseball, thrived in the Midwest League upon his promotion to the High-A Great Lakes Loons. He is universally considered the No. 1 Prospect in a deep L.A. Dodgers farm system.



BELOIT SKY CARP

2026 Schedule (6G)

Day	Date	Site	Time
Tue.	7/28	WM	6:35
Wed.	7/29	WM	6:35
Thu.	7/30	WM	6:35
Fri.	7/31	WM	6:35
Sat.	8/01	WM	7:05
Sun.	8/02	WM	2:00

2025 WHITECAPS

SEASON REVIEW

vs. Beloit

All-time record.....	98-80
In West Michigan.....	56-40
In Beloit.....	42-40
Playoffs.....	3-2
Best Season.....	7-1 (2000)
Worst Season.....	1-7 (2001)

OPPONENTS

Last Time The Caps Swept A.

Series in WM	April 11-13, 2014
Series in BEL	June 26-29, 2000
DH in WM	Aug. 31, 1994
DH in BEL	None

HISTORY

Last Time Beloit Swept A.

Series in WM	July 14-16, 2018
Series in BEL	May 24-26, 1995
DH in WM	None
DH in BEL	May 24, 1995

RECORDS

2024 Results (4-2)

Date	Site	Result	'Caps decision	Date	Site	Result	'Caps decision
8/6	West Michigan	W, 7-1	Adamez	8/9	West Michigan	W, 8-0	Jo. Miller
8/7	West Michigan	W, 7-0	Anderson	8/10	West Michigan	L, 7-0	Hamm
8/8	West Michigan	L, 5-1	Fields	8/11	West Michigan	W, 4-1	Tassin/Jimenez

DETROIT TIGERS

All-Time Series Results

Year	Home	Road	Total	Year	Home	Road	Total
1998	2-2	4-0	6-2	2012	2-1	0-0	2-1
1999	3-1	3-1	6-2	2013	0-0	1-2	1-2
2000	3-1	4-0	7-1	2014	3-0	0-0	3-0
2001	0-4	1-3	1-7	2015	0-0	2-1	2-1
2002	0-4	4-1	4-5	2016	1-1	0-0	1-1
2003	2-2	1-3	3-5	2017	0-0	1-1	1-1
2004	3-1	2-2	5-3	2018	0-3	0-0	0-3
2005	2-2	3-1	5-3	2019	0-0	2-1	2-1
2006	2-1	2-2	4-3	2021	0-0	0-0	0-0
2007	3-1	1-3	4-4	2022	4-2	1-5	5-7
2008	3-0	1-2	4-2	2023	0-0	4-2	4-2
2009	2-1	2-1	4-2	2024	4-2	0-0	4-2
2010	1-2	0-0	1-2	2025	0-0	0-0	0-0
2011	0-0	1-2	1-2	Total	56-40	42-40	98-80

MEDIA

Sky Carp Information

League Member Since.....	1982
Stadium Address.....	217 Shirland Ave. Beloit, WI 53511
Mailing Address.....	P.O. Box 855 Beloit, WI 53512
Media Relations.....	Josh Flickinger
President/GM.....	Zach Brockman
Main Phone.....	(608) 362-2272
Main Fax.....	(608) 362-0418
Press Box Phone.....	(608) 362-2078
Web site.....	milb.com/beloit
E-mail.....	snappy@skycarpbaseball.com
Flagship Station.....	Big FM 93.7
Radio Announcers.....	Josh Flickinger
Affiliate (First Year).....	Miami Marlins (2021)
2025 Overall Record (Place).....	68-63 (3rd in West)
1st Half (Place).....	30-36 (4th in West)
2nd Half (Place).....	38-27 (1st in West)
Manager.....	Angel Espada
Hitting Coach.....	Brian Sharp
Pitching Coach.....	Jason Erickson
Trainer.....	Hiroki Yoshimoto
Stadium (Capacity).....	ABC Supply Stadium (3,850)
Stadium Built.....	2021
Dimensions.....	LF-345, CF-400, RF-325
Whitecaps Hotel in Beloit.....	Rodeway Inn
Phone.....	(608) 364-4000
Snappers Hotel in West Michigan.....	Hampton Inn Grand Rapids
Phone.....	(616) 647-1000

2025 Snappers Leaders

BATTING

AVG.*	Gage Miller, .207
H	Payton Green, 67
2B	P. Green/G. Miller - 14
HR	Echedry Vargas, 7
RBI	Ryan Ignofo, 39
SB	Colby Shade, 48

PITCHING

W	Nick Brink - 8
G	Justin Storm, 43
ERA*	None Qualified (Brandon White, 4.06)
SV	Justin Storm, 9
IP	Brandon White, 93
SO	Karson Milbrandt, 101

*Minimum 356 PA or 105.2 IP

CEDAR RAPIDS KERNELS



2026 Schedule (6G)

Day	Date	Site	Time
Tue.	4/28	CR	7:05
Wed.	4/29	CR	1:05
Thu.	4/30	CR	7:05
Fri.	5/01	CR	7:05
Sat.	5/02	CR	7:05
Sun.	5/03	CR	2:05

vs. Cedar Rapids

All-time record.....	97-76
In West Michigan.....	49-35
In Cedar Rapids.....	48-41
Playoffs.....	5-2
Best Season.....	8-0, (2025)
Worst Season.....	0-3 (2010)

Last Time The Caps Swept A.

Series in WM	Aug. 5-10, 2025
Series in CR	Aug. 8-11, 1998
DH in WM	None
DH in CR	June 2, 1996

Last Time CR Swept A.

Series in WM	July 26-28, 2008
Series in CR	June 8-10, 2010
DH in WM	None
DH in CR	None

Kernels Information

League Member.....	1962
Stadium Address.....	950 Rockford Road SW Cedar Rapids, IA 52404
Mailing Address.....	P.O. Box 2001 Cedar Rapids, IA 52406
Media Relations.....	Calvin Christoforo
General Manager.....	Sean Brandhorst
Main Phone.....	(319) 363-3887
Main Fax.....	(319) 363-5631
Press Box Phone.....	(319) 896-7579
Web site.....	www.kernels.com
E-mail.....	kernels@kernels.com
Flagship Station.....	KMRY 1450 AM/93.1 FM
Radio Announcer.....	Calvin Christoforo
Affiliate (First Year).....	Minnesota Twins (2013)
2025 Overall Record (Place).....	72-60 (2nd in West)
1st Half (Place).....	40-26 (1st in West)
2nd Half (Place).....	32-34 (4th in West)
Manager.....	Brian Meyer
Hitting Coach.....	CJ Baker/Julian Gonzalez
Pitching Coach.....	Argenis Angulo/Hunter Townsend
Trainer.....	Taylor Carpenter
Stadium (Capacity).....	Perfect Game Field at Veterans Memorial Stadium (5,300)
Stadium Built.....	2002
Dimensions.....	LF-315, CF-400, RF-325
Whitecaps Hotel in Cedar Rapids.....	Comfort Inn & Suites
Phone.....	(319) 378-8888
Kernels Hotel in West Michigan.....	Hampton Inn Grand Rapids
Phone.....	(616) 647-1000

2025 Kernels Leaders

BATTING

AVG.*	Kyle DeBarge, .237
H	Kyle DeBarge, 109
2B	Danny De Andrade, 26
HR	Brandon Winokur, 17
RBI	Brandon Winokur, 68
SB	Kyle DeBarge, 66

PITCHING

W	Chase Chaney, 7
G	Paulshawn Pasqualotto - 36
ERA*	Chase Chaney, 3.68
SV	Paulshawn Pasqualotto - 10
IP	Chase Chaney, 107.1
SO	Jose Olivares, 107

*Minimum 356 PA or 105.2 IP

2025 Results (8-0)

Date	Site	Result	'Caps decision	Date	Site	Result	'Caps decision
8/5	West Michigan	W, 6-0	Miller	8/9	West Michigan	W, 5-4	Adametz
8/6	West Michigan	W, 8-2	Fregio	8/10	West Michigan	W, 4-2	Fields
8/7	West Michigan	W, 3-2	Erbe	9/14	West Michigan	W, 5-3	Marcano
8/8	West Michigan	W, 13-2	Minton	9/16	Cedar Rapids	W, 3-1	Miller

All-Time Series Results

Year	Home	Road	Total	Year	Home	Road	Total
1998	1-3	4-0	5-3	2012	0-0	1-2	1-2
1999	2-2	1-3	3-5	2013	2-1	0-0	2-1
2000	3-1	3-1	6-2	2014	0-0	2-1	2-1
2001	2-2	3-1	5-3	2015	2-1	0-0	2-1
2002	3-1	2-2	5-3	2016	0-0	1-2	1-2
2003	3-1	3-1	6-2	2017	3-0	0-0	3-0
2004	1-3	1-3	2-6	2018	0-0	2-1	2-1
2005	2-2	0-4	2-6	2019	2-1	0-0	2-1
2006	2-2	2-2	4-4	2021	0-0	0-0	0-0
2007	1-3	3-1	4-4	2022	0-0	3-3	3-3
2008	0-3	1-2	1-5	2023	0-0	3-3	3-3
2009	2-1	2-1	4-2	2024	0-0	0-0	0-0
2010	0-0	0-3	0-3	2025	7-0	1-0	8-0
2011	3-0	0-0	3-0	Total	49-35	48-41	97-76



DAYTON DRAGONS

2026 Schedule (24G)

Day	Date	Site	Time
Tue.	5/5	WM	6:35
Wed.	5/6	WM	6:05
Thur.	5/7	WM	11:00
Fri.	5/8	WM	6:35
Sat.	5/9	WM	2:00
Sun.	5/10	WM	2:00
Tue.	6/2	WM	6:35
Wed.	6/3	WM	6:35
Thur.	6/4	WM	6:35
Fri.	6/5	WM	6:35
Sat.	6/6	WM	7:05
Sun.	6/7	WM	2:00
Tue.	6/23	DAY	7:05
Wed.	6/24	DAY	7:05
Thur.	6/25	DAY	7:05
Fri.	6/26	DAY	7:05
Sat.	6/27	DAY	7:05
Sun.	6/28	DAY	1:05
Tue.	9/1	DAY	7:05
Wed.	9/2	DAY	7:05
Thur.	9/3	DAY	7:05
Fri.	9/4	DAY	7:05
Sat.	9/5	DAY	7:05
Sun.	9/6	DAY	7:05

Dragons Information

League Member Since	2000
Stadium Address	220 North Patterson Blvd. Dayton, OH 45402
Mailing Address	P.O. Box 2107 Dayton, Ohio 45401
Media Relations	Tom Nichols
President/General Manager	Robert Murphy
Main Phone	(937) 228-2287
Main Fax	(937) 228-2284
Press Box Phone	(937) 281-0042
Web site	www.daytondragons.com
E-mail	dragons@daytondragons.com
Flagship Station	WONE 980-AM
Radio Announcer	Tom Nichols
Affiliate (First Year)	Cincinnati Reds (2000)
2025 Overall Record	52-76 (Last in East)
1st Half (Place)	21-44 (Last in East)
2nd Half (Place)	31-32 (4th in East)
Manager	Julio Morillo
Bench Coach	Eric Richardson/Gustavo Molina
Hitting Coach	Troy Gingrich
Pitching Coach	Willie Blair
Trainer	Sam Tedman
Stadium (Capacity)	Day Air Ballpark (7,230)
Stadium Built	2000
Dimensions	LF-338, CF-402, RF-338
Whitecaps Hotel in Dayton	Courtyard by Marriott
Phone	(937) 433-3131
Dragons Hotel in West Michigan	Hampton Inn Grand Rapids
Phone	(616) 647-1000

vs. Dayton

All-time record	245-179
In West Michigan	125-81
In Dayton	120-98
Playoffs	4-4
Best Season	18-3 (2016)
Worst Season	3-9 (2003)

Last Time The 'Caps Swept A.

Series in WM	April 4-6, 2025
Series in DAY	May 27-June 1, 2025
DH in WM	June 25, 2021
DH in DAY	July 9, 2022

Last Time Dayton Swept A.

Series in WM	June 4-6, 2019
Series in DAY	April 10-12, 2017
DH in WM	April 9, 2003
DH in DAY	July 5, 2003

2025 Dragons Leaders

BATTING

AVG.*	Carlos Jorge, .251
H	Carlos Jorge, 102
2B	Yerlin Confidan, 20
HR	John Michael Faile, 13
RBI	John Michael Faile, 56
SB	Carlos Jorge, 40

PITCHING

W	Jose Montero, 7
G	Cody Adcock, 40
ERA*	Jose Montero, 3.93
SV	Irvin Machuca, 6
IP	Jose Montero, 103
SO	Adam Serwinowski, 92

*Minimum 356 PA or 105.2 IP

2025 Results (16-5)

Date	Site	Result	*Caps decision	Date	Site	Result	*Caps decision
4/4	West Michigan	W, 7-0	Ashman	5/29	Dayton	W, 14-1	Serwa
4/5	West Michigan	W, 4-3	Lequerica	5/30	Dayton	W, 13-2	Sears
4/6	West Michigan	W, 7-6	Howey	5/31	Dayton	W, 7-4	Ashman
4/22	Dayton	W, 10-0	Miller	6/1	Dayton	W, 11-3	Mattison
4/23	Dayton	L, 2-5	Serwa	7/29	West Michigan	L, 2-6	Cobb
4/24	Dayton	L, 0-2	Erbe	7/30	West Michigan	W, 6-3	Rodriguez
4/25	Dayton	W, 10-2	Fields	7/31	West Michigan	W, 3-2	Fields
4/26	Dayton	L, 4-5	Jimenez	8/1	West Michigan	W, 4-3	Sears
4/27	Dayton	W, 9-3	Lequerica	8/2	West Michigan	L, 2-5	Minton
5/27	Dayton	W, 12-7	Jimenez	8/3	West Michigan	W, 7-5	Castillo
5/28	Dayton	W, 5-4	Lequerica				

All-Time Series Results

Year	Home	Road	Total	Year	Home	Road	Total
2004	5-1	5-1	10-2	2015	8-2	3-6	11-8
2005	4-3	4-2	8-5	2016	10-2	8-1	18-3
2006	7-1	6-2	13-3	2017	5-3	3-8	8-11
2007	5-2	7-4	12-6	2018	7-2	3-3	10-5
2008	4-4	8-3	12-7	2019	3-4	3-3	6-7
2009	3-1	9-7	12-8	2020	6-6	2-4	8-10
2010	4-5	5-2	9-7	2022	5-7	6-6	11-13
2011	4-2	3-8	7-10	2023	6-6	2-4	8-10
2012	4-3	3-4	7-7	2024	5-4	6-6	11-10
2013	5-6	6-4	11-10	2025	7-2	9-3	15-6
2014	6-0	7-4	13-4	Total	125-81	120-98	245-179

FORT WAYNE TINCAPS



2026 Schedule (12G)

Day	Date	Site	Time
Tue.	7/7	WM	12:05
Wed.	7/8	WM	6:35
Thu.	7/9	WM	6:35
Fri.	7/10	WM	6:35
Sat.	7/11	WM	7:05
Sun.	7/12	WM	2:00
Tue.	8/4	FW	6:35
Wed.	8/5	FW	6:35
Thu.	8/6	FW	7:05
Fri.	8/7	FW	7:05
Sat.	8/8	FW	6:35
Sun.	8/9	FW	1:05

vs. Fort Wayne

All-time record.....	273-238
In West Michigan.....	164-109
In Fort Wayne.....	119-129
Playoffs.....	7-5
Best Season.....	14-4 (2007/2025)
Worst Season.....	6-14 (1995)

Last Time The 'Caps Swept A..

Series in WM	April 6-8, 2023
Series in FW	July 4-6, 2014
DH in WM	July 15, 2021
DH in FW	April 27, 2000

Last Time Fort Wayne Swept A..

Series in WM	May 2-3, 2001
Series in FW	July 27-29, 2016
DH in WM	Never
DH in FW	June 24, 2018

TinCaps Information

League Member Since.....	1993
Stadium Address.....	1301 Ewing Street Fort Wayne, IN 46802
Media Relations.....	Jaden Taylor
President/General Manager.....	Mike Nutter
Main Phone.....	(260) 482-6400
Main Fax.....	(260) 471-4678
Press Box Phone.....	(260) 407-5769
Web site.....	www.tincaps.com
E-mail.....	info@tincaps.com
Flagship Station.....	WKJG 1380-AM/100.9 FM
Radio Announcer.....	Jaden Taylor
Affiliate (First Year).....	San Diego Padres (1999)
2025 Overall Record.....	56-75 (5th in East)
1st Half (Place).....	31-34 (5th in East)
2nd Half (Place).....	25-41 (Last in East)
Manager.....	Lukas Ray
Bench Coach.....	Luis Mendez
Hitting Coach.....	Yunir Garcia
Pitching Coach.....	Thomas Eshelman
Trainer.....	Micha Gerhart
Stadium (Capacity).....	Parkview Field (8,100)
Stadium Built.....	2009
Dimensions.....	LF-336, CF-400, RF-318
Whitecaps Hotel in Fort Wayne.....	Courtyard by Marriott
Phone.....	(260) 579-9226
TinCaps Hotel in West Michigan.....	Hampton Inn Grand Rapids
Phone.....	(616) 647-1000

2025 TinCaps Leaders

BATTING

AVG.*	Brandon Butterworth, .267
H	Braedon Karpathios, 93
2B	Braedon Karpathios, 19
HR	Rosman Verdugo, 13
RBI	Braedon Karpathios, 55
SB	Kai Roberts, 30

PITCHING

W	Garrett Hawkins, 8
G	L. German/N. Wissman, 37
ERA*	None Qualified (Ian Koenig, 5.40)
SV	Garrett Hawkins, 8
IP	Ian Koenig, 103.1
SO	Eric Yost, 87

*Minimum 356 PA or 105.2 IP

2025 Results (14-4)

Date	Site	Result	'Caps decision	Date	Site	Result	'Caps decision
5/13	Fort Wayne	W, 3-0	Marcano	8/15	Fort Wayne	W, 5-1	Fields
5/14	Fort Wayne	W, 7-0	Castillo	8/16	Fort Wayne	L, 0-3	Miller
5/15	Fort Wayne	L, 8-9	Miller	8/17	Fort Wayne	W, 5-3	Fregio
5/16	Fort Wayne	W, 8-4	Alba	9/2	West Michigan	W, 8-5	Castillo
5/17	Fort Wayne	W, 4-1	Sears	9/3	West Michigan	W, 8-4	Smith
5/18	Fort Wayne	W, 3-2	Marcano	9/4	West Michigan	W, 15-2	Minton
8/12	Fort Wayne	L, 1-6	Howey	9/5	West Michigan	L, 1-6	Howey
8/13	Fort Wayne	W, 5-4	Jimenez	9/6	West Michigan	W, 6-1	Smith
8/14	Fort Wayne	W, 8-3	Minton	9/7	West Michigan	W, 5-0	Adametz

All-Time Series Results

Year	Home	Road	Total	Year	Home	Road	Total
1997	6-2	3-5	9-7	2012	6-3	3-7	9-10
1998	5-3	5-4	10-7	2013	8-4	4-3	12-7
1999	3-5	4-4	7-9	2014	5-5	5-4	10-9
2000	2-4	6-4	8-8	2015	7-3	1-6	8-9
2001	4-3	2-6	6-9	2016	5-3	6-8	11-11
2002	5-3	4-4	9-7	2017	11-2	3-3	14-5
2003	3-5	3-5	6-10	2018	5-2	4-8	9-10
2004	6-3	3-4	9-7	2019	3-5	2-4	5-9
2005	6-2	3-1	9-3	2021	6-7	2-3	8-10
2006	5-7	5-2	10-9	2022	4-2	9-3	13-5
2007	11-0	3-4	14-4	2023	6-3	1-5	7-8
2008	5-2	3-5	8-7	2024	4-2	5-1	9-3
2009	4-7	3-1	7-8	2025	5-1	9-3	14-4
2010	3-3	3-4	6-7	Total	164-109	119-129	273-238
2011	8-5	3-6	11-11				



GREAT LAKES LOONS

2026 Schedule (15G)

Day	Date	Site	Time
Tue.	4/7	WM	6:35
Wed.	4/8	WM	12:05
Thu.	4/9	WM	6:35
Fri.	4/10	WM	6:35
Sat.	4/11	WM	2:00
Sun.	4/12	WM	2:00
Tue.	5/12	GL	11:05
Wed.	5/13	GL	6:05
Thu.	5/14	GL	6:05
Fri.	5/15	GL	6:05
Sat.	5/16	GL	6:05
Sun.	5/17	GL	1:05
Fri.	7/17	GL	7:05
Sat.	7/18	GL	7:05
Sun.	7/19	GL	1:05

Loons Information

League Member Since	2007
Stadium Address	825 East Main Street Midland, MI 48640
Media Relations	Brad Tunney
President/General Manager	Chris Mundhenk
Main Phone	(989) 837-2255
Main Fax	(989) 837-8780
Press Box Phone	(989) 837-6158
Web site	www.loons.com
E-mail	info@loons.com
Flagship Station	ESPN 100.9-FM (WLUN)
Radio Announcer	Brad Tunney
Affiliate (First Year)	Los Angeles Dodgers (2007)
2025 Overall Record	72-58 (3rd in East)
1st Half (Place)	34-31 (4th in East)
2nd Half (Place)	38-27 (3rd in East)
Manager	Jair Fernandez
Hitting Coach	Kevin Lachance
Pitching Coach	Brandon Bailey
Asst. Pitching Coach	Richard De Los Santos
Bench Coach	Marco Hernandez
Trainer	Alfredo Casillas
Stadium (Capacity)	Dow Diamond (5,200)
Stadium Built	2007
Dimensions	LF-332, CF-400, RF-325
Whitecaps Hotel in Midland	Fairfield Inn & Suites
Phone	(989) 631-7100
Loons Hotel in West Michigan	Hampton Inn Grand Rapids
Phone	(616) 647-1000

vs. Great Lakes

All-time record	170-148
In West Michigan	91-82
In Great Lakes	81-66
Playoffs	4-4
Best Season	11-4 (2008)
Worst Season	6-9 (2007)

Last Time The Caps Swept A.

Series in WM	June 5-7, 2018
Series in GL	April 20-22, 2018
DH in WM	June 2, 2024
DH in GL	July 6, 2024

Last Time Great Lakes Swept A.

Series in WM	April 12-13, 2019
Series in GL	September 3-5, 2016
DH in WM	June 11, 2007
DH in GL	None

2025 Loons Leaders

BATTING

AVG.*	Kendall George, .295
H	Zyhir Hope, 116
2B	Zyhir Hope, 27
HR	Jake Gelof, 16
RBI	Logan Wagner, 76
SB	Kendall George, 100

PITCHING

W	Payton Martin, 6
G	J. Gonzalez/R. Yean - 40
ERA*	None Qualified (Brooks Auger) - 91.1
SV	Carson Hobbs, 8
IP	Brooks Auger, 91.1
SO	Wyatt Crowell, 93

*Minimum 356 PA or 105.2 IP

2025 Results (9-9)

Date	Site	Result	'Caps decision	Date	Site	Result	'Caps decision
5/22a	West Michigan	W, 2-1	Miller	7/4	Great Lakes	W, 15-1	Minton
5/22b	West Michigan	W, 7-1	Erbe	7/5	Great Lakes	L, 3-7	Alba
5/23	West Michigan	L, 2-3	Ashman	7/6	Great Lakes	L, 2-4	Adametz
5/24a	West Michigan	L, 0-4	Sears	8/26	Great Lakes	W, 2-1	Go
5/24b	West Michigan	W, 4-3	Lequerica	8/27	Great Lakes	L, 2-6	Castillo
5/25	West Michigan	W, 5-2	Weins	8/28	Great Lakes	W, 2-1	Rodriguez
7/1	West Michigan	L, 9-14	Adametz	8/29	Great Lakes	L, 1-8	Howey
7/2	West Michigan	L, 2-5	Castillo	8/30	Great Lakes	L, 4-6	Fields
7/3	West Michigan	W, 2-1	Lequerica	8/31	Great Lakes	W, 7-2	Lockhart

All-Time Series Results

Year	Home	Road	Total	Year	Home	Road	Total
2009	7-5	2-5	9-10	2018	7-4	6-3	13-7
2010	6-5	4-3	10-8	2019	4-9	4-2	8-11
2011	4-4	3-3	7-7	2021	5-7	5-7	10-14
2012	6-4	6-3	12-7	2022	5-6	4-2	9-8
2013	6-4	3-6	9-10	2023	5-7	6-6	11-13
2014	4-2	4-5	8-7	2024	6-3	6-3	12-6
2015	4-4	8-3	12-7	2025	5-4	4-5	9-9
2016	5-2	3-3	8-5	Total	91-82	81-66	170-148
2017	4-3	4-3	8-6				

LAKE COUNTY CAPTAINS



2026 Schedule (21G)

Day	Date	Site	Time
Thur.	4/2	LC	6:35
Fri.	4/3	LC	6:35
Sat.	4/4	LC	1:00
Tue.	4/21	WM	6:35
Wed.	4/22	WM	12:05
Thur.	4/23	WM	6:35
Fri.	4/24	WM	6:25
Sat.	4/25	WM	2:00
Sun	4/26	WM	2:00
Tue.	6/9	LC	6:05
Wed.	6/10	LC	11:05
Thur.	6/11	LC	7:00
Fri.	6/12	LC	7:00
Sat.	6/13	LC	7:00
Sun.	6/14	LC	4:00
Tue.	6/30	WM	6:35
Wed.	7/1	WM	6:35
Thur.	7/2	WM	6:35
Fri.	7/3	WM	6:35
Sat.	7/4	WM	7:05
Sun.	7/5	WM	2:00

vs. Lake County

All-time record.....	145-131
In West Michigan.....	71-59
In Lake County.....	76-72
Playoffs.....	3-2
Best Season.....	17-6 (2017)
Worst Season.....	6-15 (2024)

Last Time The 'Caps Swept A..

Series in WM	August 1-5, 2023
Series in LC	May 25-27, 2013
DH in WM	None
DH in LC	August 22, 2015

Last Time Lake County Swept A..

Series in WM	July 25-27, 2018
Series in LC	June 21-23, 2019
DH in WM	None
DH in LC	June 21, 2019

Captains Information

League Member Since.....	2010
Stadium Address.....	35300 Vine St. Eastlake, OH 44095
Media Relations.....	Logan Potosky
General Manager.....	Jen Yorko
Main Phone.....	(440) 975-8085
Main Fax.....	(440) 975-8958
Press Box Phone.....	(440) 975-8085 x144
Web site.....	www.captainsbaseball.com
E-mail.....	info@lakecountycaptains.com
Flagship Station.....	WJCU 88.7FM
Radio Announcer.....	Logan Potosky
Affiliate (First Year).....	Cleveland Indians (2003)
2025 Overall Record.....	74-58 (2nd in East)
1st Half (Place).....	35-31 (3rd in East)
2nd Half (Place).....	39-27 (2nd in East)
Manager.....	Omir Santos
Bench Coach.....	Eric Starnetz
Hitting Coach.....	Ian Forster
Pitching Coach.....	Shane McCarthy
Trainer.....	Sho Katayama
Stadium (Capacity).....	Classic Park (6,157)
Stadium Built.....	2003
Dimensions.....	LF-320, CF-400, RF-320
Whitecaps Hotel in Lake County.....	Four Points Sheraton
Phone.....	(440) 953-8000
Captains Hotel in West Michigan.....	Hampton Inn Grand Rapids
Phone.....	(616) 647-1000

2025 Captains Leaders

BATTING

AVG.*	Esteban González, .273
H	Jose Devers, 114
2B	Jose Devers, 36
HR	Ralph Velazquez, 17
RBI	Jose Devers, 67
SB	Jonah Advincula, 26

PITCHING

W	West Hartle, 10
G	Josh Harlow, 36
ERA*	Caden Favors, 4.08
SV	Jack Jasiak, 13
IP	Caden Favors, 108
SO	Matt Wilkinson, 117

*Minimum 356 PA or 105.2 IP

2025 Results (14-12)

Date	Site	Result	*Caps decision	Date	Site	Result	*Caps decision
4/8	Lake County	L, 4-6	Marcano	6/26	Lake County	L, 6-10	Castillo
4/9	Lake County	W, 13-1	Michael	6/27	Lake County	W, 8-4	Howey
4/10	Lake County	W, 11-2	Lequerica	6/28	Lake County	W, 21-4	Jimenez
4/11	Lake County	L, 3-7	Alba	6/29	Lake County	W, 10-8	Harvey
4/12	Lake County	L, 4-5	Ashman	7/8	West Michigan	W, 5-4	Lequerica
4/13	Lake County	L, 4-8	Adametz	7/9	West Michigan	W, 10-9	Fregio
6/3	West Michigan	W, 9-2	Miller	7/10	West Michigan	L, 4-5	Weins
6/4	West Michigan	L, 1-4	Minton	7/11	West Michigan	W, 12-2	Alba
6/5	West Michigan	W, 5-4	Fields	7/12	West Michigan	L, 5-8	Sears
6/6	West Michigan	L, 0-3	Cobb	7/13	West Michigan	L, 2-5	Fields
6/7	West Michigan	L, 1-6	Castillo	9/9	Lake County	W, 7-2	Miller
6/8	West Michigan	L, 4-6	Miller	9/11	West Michigan	W, 4-0	Minton
6/24	Lake County	W, 3-2	Ashman				
6/25	Lake County	W, 9-6	Weins				

All-Time Series Results

Year	Home	Road	Total	Year	Home	Road	Total
2013	5-1	5-1	10-2	2021	6-0	3-8	9-8
2014	7-3	4-3	11-6	2022	3-3	3-3	6-6
2015	5-3	6-5	11-8	2023	4-2	8-3	12-5
2016	4-6	1-6	5-12	2024	3-9	3-6	6-15
2017	6-2	11-4	17-6	2025	6-7	8-5	14-12
2018	3-3	3-8	6-11	Total	71-59	76-72	145-131
2019	6-5	2-8	8-13				



LANSING LUGNUTS

2026 Schedule (24G)

Day	Date	Site	Time
Tue.	4/14	LAN	6:05
Wed.	4/15	LAN	6:05
Thu.	4/16	LAN	6:05
Fri.	4/17	LAN	6:05
Sat.	4/18	LAN	1:05
Sun.	5/11	LAN	1:05
Tue.	5/26	LAN	6:05
Wed.	5/27	LAN	11:05
Thu.	5/28	LAN	7:05
Fri.	5/29	LAN	7:05
Sat.	5/30	LAN	7:05
Sun.	5/31	LAN	1:05
Tue.	7/18	WM	6:35
Wed.	7/19	WM	6:35
Thur.	7/20	WM	6:35
Fri.	8/19	WM	6:35
Sat.	8/20	WM	7:05
Sun.	8/21	WM	2:00
Tue.	8/11	WM	6:35
Wed.	8/12	WM	6:35
Thur.	8/13	WM	6:35
Fri.	8/14	WM	6:35
Sat.	8/15	WM	7:05
Sun.	8/16	WM	2:00

Lugnuts Information

League Member Since	1996
Stadium Address	505 East Michigan Ave. Lansing, MI 48912
Media Relations	Jesse Goldberg-Strassler
General Manager	Zac Clark
Main Phone	(517) 485-4500
Main Fax	(517) 485-4518
Press Box Phone	(517) 485-5307
Web site	www.lansinglugnuts.com
E-mail	info@lansinglugnuts.com
Flagship Station	730 AM WVFN
Radio Announcer	Jesse Goldberg-Strassler
Affiliate (First Year)	Oakland Athletics (2021)
2025 Overall Record	62-70 (4th in East)
1st Half (Place)	36-30 (2nd in East)
2nd Half (Place)	26-40 (5th in East)
Manager	Javier Godard
Hitting Coach	Luis Báez, Ron Witmeyer
Pitching Coach	Levi Kelly
Trainer	Emily Matlock, Rakhshon Sung
Stadium (Capacity)	Jackson Field (11,000)
Stadium Built	1996
Dimensions	LF-305, CF-412, RF-305
Whitecaps Hotel in Lansing	Radisson Hotel
Phone	(517) 482-0188
Lugnuts Hotel in West Michigan	Hampton Inn Grand Rapids
Phone	(616) 647-1000

vs. Lansing

All-time record	259-233
In West Michigan	138-113
In Lansing	119-122
Playoffs	11-5
Best Season	18-3 (2025)
Worst Season	3-12 (2011)

Last Time The 'Caps Swept A.

Series in WM	August 19-24, 2025
Series in LAN	July 18-20, 2025
DH in WM	April 26, 2009
DH in LAN	None

Last Time Lansing Swept A.

Series in WM	April 15-17, 2019
Series in LAN	May 13-15, 2019
DH in WM	May 4, 2022
DH in LAN	April 28, 2011

2025 Lugnuts Leaders

BATTING

AVG.*	Nate Nankil, 294
H	Casey Yamauchi, 120
2B	Three-way Tie, 3
HR	Tommy White, 11
RBI	Casey Yamauchi, 55
SB	Josh Kuroda-Grauer, 26

PITCHING

W	Grant Judkins, 8
G	Mark Adamiak, 44
ERA*	Corey Avant, 3.65
SV	Mark Adamiak, 21
IP	Grant Judkins, 123.2
SO	Grant Judkins, 103

*Minimum 356 PA or 105.2 IP

2025 Results (18-3)

Date	Site	Result	'Caps decision	Date	Site	Result	'Caps decision
5/6	West Michigan	W, 2-0	Sears	6/15	Lansing	W, 13-1	Weins
5/7	West Michigan	L, 1-3	Howey	7/18	Lansing	W, 5-2	Miller
5/8	West Michigan	L, 2-4	Castillo	7/19	Lansing	W, 15-4	Adametz
5/9	West Michigan	W, 7-6	Michael	7/20	Lansing	W, 6-0	Sears
5/10	West Michigan	W, 6-3	Serwa	8/19	West Michigan	W, 6-1	Elissalt
5/11	West Michigan	W, 6-2	Howey	8/20	West Michigan	W, 2-1	Minton
6/10	Lansing	W, 6-2	Minton	8/21	West Michigan	W, 6-1	Castillo
6/11	Lansing	L, 3-4	Ashman	8/22	West Michigan	W, 3-2	Lequerica
6/12	Lansing	W, 7-1	Sears	8/23	West Michigan	W, 3-0	Howey
6/13	Lansing	W, 20-6	Erbe	8/24	West Michigan	W, 16-0	Rodriguez
6/14	Lansing	W, 3-2	Miller				

All-Time Series Results

Year	Home	Road	Total	Year	Home	Road	Total
2000	6-4	3-1	11-5	2014	5-4	6-4	11-8
2001	6-2	4-4	10-6	2015	3-3	3-4	6-7
2002	5-3	3-5	8-8	2016	2-5	2-6	4-11
2003	5-3	3-5	8-8	2017	6-1	4-1	10-2
2004	5-3	3-5	8-8	2018	5-5	2-1	7-6
2005	3-4	4-4	7-8	2019	1-5	4-6	5-11
2006	5-3	5-2	10-5	2020	6-6	5-7	11-13
2007	5-3	1-6	6-9	2021	7-5	6-6	13-11
2008	9-6	2-1	11-7	2022	6-3	6-6	12-9
2009	3-1	9-6	12-7	2023	8-4	7-5	15-9
2010	3-3	2-7	5-10	2024	10-2	8-1	18-3
2011	2-8	1-4	3-12	2025			
2012	2-5	5-3	7-8	Total	138-113	119-122	259-233
2013	2-6	2-5	4-11				



2026 Schedule (12G)

Day	Date	Site	Time
Tue.	7/22	PEO	7:35
Wed.	7/23	PEO	7:35
Thu.	7/24	PEO	7:35
Fri.	7/25	PEO	8:05
Sat.	7/26	PEO	8:05
Sun.	7/27	PEO	3:05
Tue.	8/25	WM	6:35
Wed.	8/26	WM	6:35
Thur.	8/27	WM	6:35
Fri.	8/28	WM	6:35
Sat.	8/29	WM	7:05
Sun.	8/30	WM	2:00

vs. Peoria

All-time record.....	109-79-1
In West Michigan.....	52-29-1
In Peoria.....	57-50
Playoffs.....	0-0
Best Season.....	3-0 (2x, last '14)
Worst Season.....	2-6 (2x, last '04)

Last Time The 'Caps Swept A..

Series in WM	July 16-18, 2014
Series in PEO	June 7-9, 2011
DH in WM	May 22, 2001
DH in PEO	None

Last Time Peoria Swept A..

Series in WM	Aug. 15-16, 1994
Series in PEO	June 6-9, 2000
DH in WM	None
DH in PEO	None

Chiefs Information

League Member Since.....	1983
Stadium Address.....	730 S.W. Jefferson St. Peoria, IL 61605
Media Relations.....	Cody Schindler
General Manager.....	Jason Mott
Main Phone.....	(309) 680-4000
Main Fax.....	(309) 680-4080
Press Box Phone.....	(309) 680-4045
Web site.....	www.peoriachiefs.com
E-mail.....	feedback@chiefsnet.com
Flagship Station.....	Internet
Radio Announcer.....	Cody Schindler
Affiliate (First Year).....	St. Louis Cardinals (2013)
2025 Overall Record.....	51-79 (Last in West)
1st Half (Place).....	26-39 (5th in West)
2nd Half (Place).....	25-40 (5th in West)
Manager.....	Roberto Espinosa
Hitting Coach.....	Michael Habas
Pitching Coach.....	Michael Oh
Trainer.....	Jason Eary
Stadium (Capacity).....	Dozer Park (7,000)
Stadium Built.....	2002
Dimensions.....	LF-310, CF-400, RF-310
Whitecaps Hotel in Peoria.....	Holiday Inn Express & Suites
Phone.....	(309) 694-9800
Chiefs Hotel in West Michigan.....	Hampton Inn Grand Rapids
Phone.....	(616) 647-1000

2025 Chiefs Leaders

BATTING

AVG.*	Jon Jon Gazdar, .287
H	Jon Jon Gazdar, 103
2B	Ryan Campos, 22
HR	Three-way Tie, 8
RBI	R. Campos/WB Cho - 47
SB	Won-Bin Cho, 25

PITCHING

W	Tanner Jacobson, 6
G	Jawilme Rodriguez, 39
ERA*	None Qualified (D. Saladin) - 4.85
SV	Mason Burns, 4
IP	Jose Davila, 98
SO	Gerardo Salas, 90

*Minimum 356 PA or 105.2 IP

2025 Results (4-2)

Date	Site	Result	'Caps decision	Date	Site	Result	'Caps decision
7/22	Peoria	W, 6-5	Fregio	7/26a	Peoria	W, 8-3	Fields
7/23	Peoria	W, 9-4	Pacheco	7/26b	Peoria	L, 1-6	Sears
7/24	Peoria	L, 5-9	Adametz	7/27	Peoria	W, 7-6	Fregio

All-Time Series Results

Year	Home	Road	Total	Year	Home	Road	Total
1997	3-1	4-0	7-1	2012	2-1	0-0	2-1
1998	2-2	4-0	6-2	2013	0-0	2-1	2-1
1999	3-1	3-1	6-2	2014	3-0	0-0	3-0
2000	2-2	0-4	2-6	2015	0-0	1-2	1-2
2001	3-1	2-2	5-3	2016	2-0-1	0-0	2-0-1
2002	3-1	1-3	4-4	2017	0-0	2-1	2-1
2003	3-1	2-2	5-3	2018	0-0	1-2	1-2
2004	1-3	1-3	2-6	2019	1-2	0-0	1-2
2005	2-2	2-2	4-4	2021	5-1	3-3	8-4
2006	3-1	2-2	5-3	2022	0-0	4-2	4-2
2007	3-1	1-3	4-4	2023	0-0	2-4	2-4
2008	1-2	1-2	2-4	2024	0-0	5-1	5-1
2009	2-1	2-1	4-2	2025	0-0	4-2	4-2
2010	2-1	0-0	2-1	Total	52-29-1	57-50	109-79-1
2011	0-0	3-0	3-0				



QUAD CITIES RIVER BANDITS

2026 Schedule (06)

Day Date Site Time

No Games Scheduled

vs. Quad Cities

All-time record..... 76-77
 In West Michigan..... 41-41
 In Quad Cities..... 35-36
 Playoffs..... 0-0
 Best Season..... 5-1 (2009)
 Worst Season..... 0-3 (2x, last '11)

Last Time The 'Caps Swept A.

Series in WM May 26-28, 2009
 Series in QC June 26-29, 1994
 DH in WM None
 DH in QC None

Last Time Quad Cities Swept A.

Series in WM May 31-June 2, 2011
 Series in QC June 11-13, 2010
 DH in WM April 13, 2024
 DH in QC None

River Bandits Information

League Member Since..... 1960
 Stadium Address..... 209 South Gaines St.
 Davenport, IA 52802
 Media Relations..... Kyle Kercheval
 General Manager..... Julia McNeil
 Main Phone..... (563) 324-3000
 Main Fax..... (563) 324-3109
 Press Box Phone..... (563) 333-2700
 Web site..... www.riverbandits.com
 E-mail..... bandit@riverbandits.com
 Flagship Station..... KBOB 1170AM
 Radio Announcer..... Kyle Kercheval
 Affiliate (First Year)..... Kansas City Royals (2021)
 2025 Overall Record..... 74-58 (1st in West)
 1st Half (Place)..... 39-27 (2nd in West)
 2nd Half (Place)..... 35-31 (2nd in West)
 Manager..... Jesus Azuñe
 Hitting Coach/Asst..... Manny Burriss
 Pitching Coach/Asst..... Derrick Lewis/Clayton Mortensen
 Trainer..... Nevan Dominguez
 Stadium (Capacity)..... Modern Woodmen Park (7,140)
 Stadium Built..... 1931 (Renovated in 2004)
 Dimensions..... LF-343, CF-400, RF-318
 Whitecaps Hotel in Quad Cities..... Radisson Hotel
 Phone..... (563) 327-2547
 River Bandits Hotel in West Michigan..... Hampton Inn Grand Rapids
 Phone..... (616) 647-1000

2025 River Bandits Leaders

BATTING

AVG.* Sam Kulasingam, .291
H Sam Kulasingam, 136
2B Carter Fredrick, 25
HR Carson Roccaforte, 13
RBI Callan Moss, 70
SB Carson Roccaforte, 33

PITCHING

W A.J. Causey/L. Martin - 8
G Tommy Molsky, 40
ERA* Felix Arronde - 2.80
SV Zachary Cawyer, 11
IP Drew Beam, 131.2
SO Drew Beam, 110

*Minimum 356 PA or 105.2 IP

2024 Results (2-4)

Date	Site	Result	'Caps decision	Date	Site	Result	'Caps decision
4/9	West Michigan	W, 10-6	Holden	4/13a	West Michigan	L, 2-1 (8)	Kohlhepp
4/10	West Michigan	W, 4-3	Kohlhepp	4/13b	West Michigan	L, 2-0	Smith
4/12	West Michigan	L, 8-1	Burhenn	4/14	West Michigan	L, 5-2	Pena

All-Time Series Results

Year	Home	Road	Total	Year	Home	Road	Total
1997	3-1	1-0	4-1	2012	0-0	2-1	2-1
1998	3-1	1-3	4-4	2013	1-2	0-0	1-2
1999	2-2	1-3	3-5	2014	0-0	1-2	1-2
2000	3-1	3-1	6-2	2015	1-2	0-0	1-2
2001	2-1	2-2	4-3	2016	0-0	1-1	1-1
2002	1-3	2-2	3-5	2017	2-1	0-0	2-1
2003	2-2	3-1	5-3	2018	0-0	1-2	1-2
2004	3-1	2-2	5-3	2019	1-2	0-0	1-2
2005	2-2	2-2	4-4	2021	0-0	0-0	0-0
2006	1-3	2-2	3-5	2022	0-0	0-0	0-0
2007	1-3	3-1	4-4	2023	0-0	0-0	0-0
2008	2-1	1-2	3-3	2024	2-4	0-0	0-0
2009	3-0	2-1	3-3	2025	0-0	0-0	0-0
2010	0-0	0-3	0-3	Total	41-41	35-36	74-73
2011	0-3	0-0	0-3				

2025 WHITECAPS

SEASON REVIEW

OPPONENTS

HISTORY

RECORDS

DETROIT TIGERS

MEDIA

SOUTH BEND CUBS



2026 Schedule (12G)

Day	Date	Site	Time
Tue.	5/19	WM	6:05
Wed.	5/20	WM	11:00
Thu.	5/21	WM	6:35
Fri.	5/22	WM	6:35
Sat.	5/23	WM	7:05
Sun.	5/24	WM	2:05
Tue.	8/18	SB	7:05
Wed.	8/19	SB	7:05
Thur.	8/20	SB	7:05
Fri.	8/21	SB	7:05
Sat.	8/22	SB	7:05
Sun.	8/23	SB	2:05

vs. South Bend

All-time record	250-202
In West Michigan	126-104
In South Bend	124-98
Playoffs	7-5
Best Season	14-4 (1997)
Worst Season	4-14 (2019)

Last Time The 'Caps Swept A.

Series in WM	April 15-20, 2025
Series in SB	June 25-27, 2018
DH in WM	April 7, 2017
DH in SB	April 17, 2011

Last Time South Bend Swept A.

Series in WM	June 14-16, 2019
Series in SB	July 30-August 2, 2019
DH in WM	None
DH in SB	June 4, 2016

Cubs Information

League Member Since	1988
Stadium Address	501 West South Street South Bend, IN 46601
Mailing Address	P.O. Box 4218 South Bend, IN 46634
Media Relations	Chris Hagstrom-Jones
Vice President/General Manager	Nick Brown
Main Phone	(574) 235-9988
Main Fax	(574) 235-9950
Press Box Phone	(574) 968-0800
Web site	www.southbendcubs.com
E-mail	cubs@southbendcubs.com
Flagship Station	News & Sports Radio 96.1-FM
Radio Announcers	Brendan King
Affiliate (First Year)	Chicago Cubs (2015)
2025 Overall Record	56-75 (5th in West)
1st Half (Place)	23-43 (6th in West)
2nd Half (Place)	33-32 (2nd in West)
Manager	Daniel Wasinger
Bench Coah	Max Anastasio
Hitting Coach/Asst.	Nate Spears/Chris Pieters
Pitching Coach/Asst.	Henry Haack/JC Bonilla
Trainer	Maggie Lowenhar
Stadium (Capacity)	Four Winds Field (5,000)
Stadium Built	1987
Dimensions	LF-336, CF-405, RF-336
Whitecaps Hotel in South Bend	Aloft South Bend
Phone	(574) 288-8000
Cubs Hotel in West Michigan	Hampton Inn Grand Rapids
Phone	(616) 647-1000

2025 Cubs Leaders

BATTING

AVG.*	Edgar Alvarez, .258
H	Christian Hernández, 112
2B	Christian Hernández, 25
HR	Carter Trice, 14
RBI	Christian Hernández, 53
SB	Christian Hernández, 52

PITCHING

W	Kenten Egbert, 7
G	Kenyi Pérez, 36
ERA*	None Qualified (Kenten Egbert), 4.26
SV	Grayson More, 5
IP	Kenten Egbert, 101.1
SO	Ryan Gallagher, 85

*Minimum 356 PA or 105.2 IP

2025 Results (6-0)

Date	Site	Result	'Caps decision	Date	Site	Result	'Caps decision
4/15	West Michigan	W, 2-1	Howey	4/18	West Michigan	W, 6-4	Howey
4/16	West Michigan	W, 17-3	Fields	4/19	West Michigan	W, 10-9	Ashman
4/17	West Michigan	W, 2-1	Serwa	4/20	West Michigan	W, 5-3	Fields

All-Time Series Results

Year	Home	Road	Total	Year	Home	Road	Total
1997	5-3	9-1	14-4	2012	2-4	4-2	6-6
1998	7-2	5-3	12-5	2013	2-4	3-3	5-7
1999	6-3	6-2	12-5	2014	5-4	2-4	7-8
2000	3-5	5-3	8-8	2015	4-5	3-3	7-8
2001	4-3	3-5	7-8	2016	2-2	5-5	7-7
2002	4-4	7-1	11-5	2017	4-4	3-2	7-6
2003	3-5	5-3	8-8	2018	6-4	5-4	11-8
2004	4-4	3-5	7-9	2019	3-3	1-11	4-14
2005	3-5	5-3	8-8	2020	0-0	0-0	0-0
2006	3-4	5-2	8-6	2022	3-3	0-0	3-3
2007	2-2	4-2	6-4	2023	5-1	3-3	8-4
2008	1-7	10-6	11-13	2024	0-0	2-4	2-4
2009	12-3	2-2	14-5	2025	6-0	0-0	6-0
2010	6-4	3-7	9-11	Total	126-104	124-98	250-202
2011	6-5	6-2	12-7				



WISCONSIN TIMBER RATTLEERS

2026 Schedule (06)

Day Date Site Time

No Games Scheduled

Timber Rattlers Information

League Member Since 1962
 Stadium Address 2400 North Casaloma Drive
 Appleton, WI 54913
 P.O. Box 7464
 Mailing Address..... Appleton, WI 54912
 Media Relations Chris Mehring
 President..... Rob Zerjav
 Main Phone (920) 733-4152
 Main Fax (920) 733-8032
 Press Box Phone (920) 733-6342
 Web site www.timberrattlers.com
 E-mail..... info@timberrattlers.com
 Flagship Station WNAM 1280-AM
 Radio Announcer Chris Mehring
 Affiliate (First Year)..... Milwaukee Brewers (2009)
 2025 Overall Record..... 56-74 (4th in West)
 1st Half (Place)..... 34-31 (3rd in West)
 2nd Half (Place)..... 22-43 (6th in West)
 Manager Nick Stanley
 Hitting Coach Evan Berliner
 Bench Coach..... Liu Rodriguez
 Pitching Coach Pat McGuff
 Trainer..... Lauren Roberts
 Stadium (Capacity) Neuroscience Group Field (5,170)
 Stadium Built 1995 (Renovated in 2013)
 Dimensions LF-325, CF-400, RF-325
 Whitecaps Hotel in Wisconsin Americinn
 Phone (920) 954-0202
 Timber Rattlers Hotel in W.M. Hampton Inn Grand Rapids
 Phone (616) 647-1000

vs. Wisconsin

All-time record..... 101-99
 In West Michigan 56-45
 In Wisconsin 45-54
 Playoffs 3-1
 Best Season 7-1 (2006)
 Worst Season 2-9 (2024)

Last Time The Caps Swept A.

Series in WM July 23-25, 2008
 Series in WIS June 13-16, 2002
 DH in WM None
 DH in WIS None

Last Time Wisconsin Swept A.

Series in WM April 19-21, 2012
 Series in WIS July 9-June 13, 2024
 DH in WM None
 DH in WIS May 22, 2021

2025 Timber Rattlers Leaders

BATTING

AVG.* Jadhher Areinamo, .297
H Jadhher Areinamo, 109
2B Jadhher Areinamo, 24
HR Hedbert Perez, 14
RBI Jadhher Areinamo, 51
SB Yhoswar Garcia, 48

PITCHING

W Jesús Broca, 6
G Yerlin Rodriguez, 43
ERA* None Qualified (R. Birchard), 3.91
SV A. Rund/J. Broca - 5
IP Ryan Birchard, 103.2
SO Ryan Birchard, 121

*Minimum 356 PA or 105.2 IP

2025 Results (7-4)

Date	Site	Result	'Caps decision	Date	Site	Result	'Caps decision
4/29	West Michigan	W, 7-4	Michael	6/17	Wisconsin	L, 2-10	Hamm
4/30	West Michigan	L, 2-4	Sears	6/18	Wisconsin	- Canceled -	
4/31	West Michigan	W, 6-3	Marks	6/19	Wisconsin	W, 5-2	Sears
5/1	West Michigan	L, 1-6	Castillo	6/20	Wisconsin	W, 5-2	Castillo
5/2	West Michigan	W, 1-0	Michael	6/21	Wisconsin	W, 4-1	Miller
5/3	West Michigan	L, 3-7	Alba	6/22	Wisconsin	W, 5-3	Minton

All-Time Series Results

Year	Home	Road	Total	Year	Home	Road	Total
1997	2-1	1-3	3-4	2012	0-3	0-0	0-3
1998	3-1	1-3	4-4	2013	0-0	1-2	1-2
1999	2-2	1-3	3-5	2014	1-2	0-0	1-2
2000	3-1	4-3	7-4	2015	0-0	2-1	2-1
2001	1-3	2-2	3-5	2016	2-1	0-0	2-1
2002	2-2	4-0	6-2	2017	0-0	2-1	2-1
2003	2-2	0-4	2-6	2018	2-1	0-0	2-1
2004	4-0	1-2	5-2	2019	0-0	1-2	1-2
2005	2-2	2-2	4-4	2020	0-0	4-2	4-2
2006	4-0	3-1	7-1	2021	5-1	0-0	5-1
2007	3-1	3-1	6-2	2022	1-4	0-0	1-4
2008	3-0	2-1	5-1	2023	2-4	0-5	2-9
2009	0-3	1-2	1-5	2024	3-3	4-1	7-4
2010	1-2	0-0	1-2	Total	56-45	45-54	101-99
2011	0-0	2-1	2-1				

HISTORY



2025 MINOR LEAGUE BASEBALL

ORGANIZATION OF THE

YEAR!



On-the-Field wasn't the only place where the Whitecaps took home the hardware. This offseason, West Michigan was named Minor League Baseball's Organization of the Year for the first time in team history for excellence off the field and in the community.



OPENING DAY

2025 WHITECAPS

SEASON REVIEW

OPPONENTS

HISTORY

RECORDS

DETROIT TIGERS

MEDIA

1994	
Jason McDonald	CF
Jose Guillen	2B
Tony Banks	LF
Steve Cox	1B
D.T. Cromer	DH
Mat Reese	RF
Jeff D'Amico	SS
Willie Morales	C
Vicente Francisco	3B
Zack Sawyer	P

1995	
Rob DeBoer	C
Jose Castro	2B
Ben Grieve	RF
Emil Brown	LF
Alex Miranda	1B
Jeff D'Amico	3B
Jose Soriano	CF
Manny DaSilva	DH
Fred Soriano	SS
Bill King	P

1996	
Dane Walker	2B
Eddie Lara	SS
Derrick White	DH
Ramon Hernandez	C
Alex Miranda	1B
Duane Filchner	LF
Mario Encarnacion	RF
Jeff DaVanon	CF
Arturo Paulino	3B
Andy Smith	P

1997	
Scott Sollmann	CF
Pedro Santana	2B
Chris Wakeland	LF
Jacques Landry	3B
Chris Lemonis	DH
Jesus Cedeno	RF
Robert Fick	1B
Franklin Sosa	C
Derek Mitchell	SS
Clay Bruce	P

1998	
Ryan Grimmett	CF
Heath Schesser	3B
Mandy Jacomino	DH
Antuan Bunkley	1B
Alex Steele	RF
Alexis Zapata	LF
Michael Rivera	C
Rich Ozorowski	2B
Dan Lauterhahn	SS
Greg Romo	P

1999	
Richard Gomez	LF
Ron Bush	2B
Billy Rich	RF
Lo Daigle	1B
Brandon Inge	C
Jesus Cedeno	CF
Matt Boone	3B
Jeremy Sassanella	DH
Carlos Jimenez	SS
Shane Loux	P

2000	
Ramon Santiago	SS
Corey Richardson	CF
Jayson Drobak	DH
Neil Jenkins	3B
Jake Anthony	C
Antonio McKinney	RF
Jerry Amador	LF
Maxim St. Pierre	C
Carlos Jimenez	2B
Rick Kirsten	P

2001	
Nook Logan	CF
Ron Merrill	SS
Miles Durham	LF
Hugh Quattlebaum	3B
Brad Downing	DH
Ryan Neill	1B
Matt Walker	RF
Russ Cleveland	1B
Miles Luulola	C
Mark Woodyard	P

2002	
Juan Francia	2B
Juan Gonzalez	3B
Miles Durham	CF
Mike Rabelo	C
David Mattle	LF
Jason Knoedler	RF
Juan Tejada	1B
Andy Yount	DH
Don Kelly	SS
Chad Petty	P

2003	
Juan Francia	SS
Victor Mendez	CF
Gilberto Mejia	2B
Ryan Raburn	3B
Brent Clevlen	RF
Jason Kennedy	DH
Wilton Reynolds	LF
Angel Brito	1B
Mike Rabelo	C
Humberto Sanchez	P

2004	
Vincent Blue	CF
Eric Rodland	2B
Tony Giarratano	SS
Kelly Hunt	1B
Luis Sabino	LF
Garth McKinney	RF
Richard Burgos	DH
Kody Kirkland	3B
Alex Trezza	C
Andy Baldwin	P

2005	
Justin Justice	CF
Jeff Frazier	LF
Wilkin Ramirez	3B
Jody Roughton	DH
Dusty Ryan	CF
Luis Sabino	RF
Brent Duglach	SS
Josh Lee	1B
Brooks Colvin	2B
Dallas Trahern	P

2006	
Will Rhymes	2B
Mike Hollimon	SS
Cameron Maybin	CF
Matt Joyce	RF
Ryan Roberson	1B
Justin Justice	LF
Cory Middleton	3B
Pedro Cotto	DH
Dusty Ryan	C
Luke French	P

2007	
Deik Scram	DH
Scott Sizemore	2B
Brennan Boesch	RF
Ryan Stribey	1B
Santo De Leon	3B
Jeff Kunkel	C
Jeremy Laster	LF
Audy Ciriaco	SS
Gorkys Hernandez	CF
Chris Cody	P

2008	
Kyle Peter	CF
Justin Henry	2B
Casper Wells	RF
Chris Carlson	1B
Ronnie Bourquin	3B
Corey Middleton	LF
Joseph Bowen	C
Audy Ciriaco	SS
Kody Kaiser	DH
Ramon Garcia	P

2009	
Brent Wyatt	LF
Ben Guez	2B
Brandon Douglas	RF
Jordan Newton	3B
Bryan Pounds	C
Ronnie Bourquin	1B
Luis Salas	CF
Jordan Lennerton	DH
Gustavo Nunez	SS
Casey Crosby	P

2010	
Jamie Johnson	CF
Hernan Perez	SS
Avisail Garcia	RF
Wade Gaynor	3B
Jordan Lennerton	1B
Michael Rockett	LF
Luis Salas	DH
Eric Roof	C
Luis Palacios	2B
Trevor Feeney	P

2011	
Dixon Machado	SS
Hernan Perez	2B
Rob Brantly	C
Ryan Enos	DH
Nick Castellanos	3B
James Robbins	1B
P.J. Polk	LF
Edwin Gomez	RF
Luis Castillo	CF
Kyle Ryan	P

2012	
Chad Wright	CF
Eugenio Suarez	SS
Dean Green	DH
Aaron Westlake	1B
Brandon Loy	2B
Steven Moya	RF
Curt Casali	C
Danry Vasquez	LF
Colin Kaline	3B
Marcelo Carreno	P

2013	
Austin Schotts	CF
Devon Travis	2B
Danry Vasquez	LF
Adolfo Reina	C
Jeff Holm	3B
Lance Durham	DH
Jake Stewart	RF
Mario Martinez	3B
Jared Reaves	SS
Endrys Briceno	P

2014	
Austin Schotts	CF
Javier Betancourt	2B
Raph Rhymes	LF
Dominic Ficoiello	3B
Ben Verlander	RF
Wynton Bernard	DH
Curt Powell	SS
Bennett Pickar	C
Jose Zambrano	3B
Chad Green	P

2015	
Derek Hill	CF
Brett Pirtle	2B
Ross Kivett	LF
Mike Gerber	RF
Giancarlo Brugnoni	1B
Arvicent Perez	C
Zach Shepherd	3B
Will Maddox	DH
Garrett Mattlage	SS
Artie Lewicki	P

2016	
Derek Hill	CF
Brett Pirtle	2B
Shane Zeile	C
Will Allen	1B
Josh Lester	DH
Cam Gibson	LF
Jose Azocar	RF
Steven Fuentes	3B
David Gonzalez	SS
Spenser Watkins	P

2017	
Cam Gibson	CF
Jake Robson	LF
Elvis Rubio	RF
Blaise Salter	1B
Danny Pinerro	SS
Austin Athmann	C
Cole Bauml	DH
Anthony Pereira	3B
Will Savage	2B
Kyle Funkhouser	P

2018	
Luke Burch	CF
Garrett McCain	LF
Jordan Pearce	1B
Colby Bortles	3B
Joey Morgan	C
Ignacio Valdez	DH
Dylan Rosa	RF
Alexis Garcia	2B
Cole Peterson	SS
Dane Myers	P

2019	
Parker Meadows	CF
Jose King	3B
Wenceel Perez	SS
Nick Ames	1B
Jeremiah Burks	2B
Jordan Pearce	DH
Ulrich Bojarski	LF
Sam McMillan	C
Avery Tuck	RF
Adam Wolf	P

2021	
Trei Cruz	SS
Spencer Torkelson	3B
Parker Meadows	CF
Dillon Dingler	C
Daniel Cabrera	RF
Andre Lipcius	2B
Bryant Packard	LF
Eliezer Alfonzo	DH
Rey Rivera	1B
Adam Wolf	P

2022	
Parker Meadows	CF
Eliezer Alfonzo	C
Austin Murr	LF
Wenceel Perez	2B
Colt Keith	3B
Jake Holton	1B
Bryant Packard	RF
Andrew Navigato	DH
Trei Cruz	SS
Carlos Guzman	P

OPENING DAY/AWARDS



Opening Day Lineups (ctd.)

2023		2024		2025		MLB Organization of the Year	
Danny Serretti	SS	Seth Stephenson	CF	Max Clark	CF	2025 West Michigan Whitecaps	
Jace Jung	2B	Max Anderson	2B	Kevin McGonigle	SS	MWL Most Valuable Player	
Eli ezer Alfonso	C	Luke Gold	3B	Josue Briceño	3B	1997	Robert Fick
Izaac Pacheco	3B	Cole Turney	LF	John Peck	C	2007	Gorkys Hernandez
Roberto Campos	RF	Danny Serretti	SS	Izaac Pacheco	1B	2014	Wynton Bernard
Dillon Paulson	1B	Andrew Jenkins	1B	Cole Turney	1B	2025	Izaac Pacheco
Ben Malgeri	CF	Roberto Campos	RF	Brett Callahan	RF	MLBY's Play of the Year	
Chris Meyers	DH	Josh Crouch	C	Jack Penney	2B	2018	Cole Peterson
Austin Murr	LF	Peyton Graham	DH	Seth Stephenson	LF		
Wilkel Hernandez	P	Garrett Burhenn	P	Joe Miller	P		

2025 WHITECAPS

SEASON RENEWAL

OPPONENTS

HISTORY

RECORDS

DETROIT TIGERS

MEDIA

MWL Manager of the Year		BA's League Top Prospects		Tigers MiLB Player/Pitcher of Year	
1997	Bruce Fields	1996	Ramon Hernandez, C (#9)	1997	Francisco Cordero (P)
2000	Bruce Fields	1997	Francisco Cordero, P (#1)	1998	Alan Webb (P)
2006	Matt Walbeck		Dave Borkowski, P (#9)	2000	Calvin Chipperfield (P)
2007	Tom Brookens	1998	Alan Webb, P (#9)		Andy Van Hekken (P)
2017	Mike Rabelo	2000	Ramon Santiago, IF (#6)	2002	Juan Tejada (1B)
2025	Tony Cappuccilli	2003	Joel Zumaya, P (#3)		John Birtwell (P)
MWL Executive of the Year		2005	Wilkin Ramirez, 3B (#20)	2003	Jon Connolly (P)
1994	Scott Lane	2006	Cameron Maybin, OF (#2)	2006	Cameron Maybin (OF)
1996	Scott Lane	2007	Gorkys Hernandez (#4)		Burke Badenhop (P)
2006	Jim Jarecki	2009	Casey Crosby (#6)	2007	Duane Below (P)
2014	Steve McCarthy	2010	Jacob Turner (#4)	2008	Jon Kibler (P)
MWL Broadcaster of the Year		2011	Nick Castellanos (#4)	2009	Casey Crosby (P)
2017	Dan Hasty	2015	Spencer Turnbull (#17)	2011	Nick Castellanos (3B)
Sports Field Manager of the Year		2016	Beau Burrows (#16)	2013	Devon Travis (2B)
2019	Mitch Hooten	2017	Isaac Paredes, IF (#9)	2014	Austin Kubitzka (P)
2021	Mitch Hooten	2018	Daz Cameron, OF (#20)	2015	Mike Gerber (OF)
2022	Mitch Hooten	2019	Matt Manning, P (#6)	2016	Christin Stewart (OF)
2025	Mitch Hooten	2021	Spencer Torkelson (1)	2017	Greg Soto (P)
MWL Prospect of the Year		MWL Pitcher of the Year		2018	Christian Stewart (OF)
2006	Cameron Maybin	2024	Jaden Hamm	2019	Matt Manning (P)
2025	Kevin McGonigle	Baseball America Team of the Year		2021	Riley Greene (OF)
		1997	West Michigan Whitecaps	2022	Matt Brieske (OF)
				2023	Wilmer Flores (P)
				2024	Colt Keith (IF)
				2025	Max Clark (OF)
				2025	Kevin McGonigle (IF)
				MLB Cy Young Award Winners	
				2024	Tarik Skubal
				2025	Tarik Skubal

Opening Day Results (22-10) * denotes game was originally postponed

Date	Opponent	Victor	Score	Winner	Loser	Save	Home att.
April 8, 1994	at South Bend	Silver Hawks	2-1	Proctor	Kubinski		
April 7, 1995	South Bend	Whitecaps	1-0	Hause	Garcia	Rajotte	7,620
April 6, 1996 (1)	at Wisconsin	Timber Rattlers	3-1	Kurtz	Morrison		
April 4, 1997	Wisconsin	Whitecaps	1-0	Bruner	Mays	Darwin	8,535
April 9, 1998	Lansing	Whitecaps	4-3 (10)	Viegas	Carter		6,667
April 8, 1999	at Michigan	Whitecaps	6-3	Loux	Redding		
April 6, 2000	Fort Wayne	Whitecaps	10-1	Rodney	Baxter		7,691
April 5, 2001	at Lansing	Whitecaps	15-4	Woodyard	Chavez		
April 4, 2002	at Michigan	Whitecaps	2-0	Petty	Burns		
April 3, 2003	Battle Creek	Yankees	7-2	Neitz	Dan Smith		4,129
April 8, 2004	at Dayton	Whitecaps	11-3	Baldwin	Gillman		
April 7, 2005	at SW Michigan	Devil Rays	10-6	Sonnanstine	Ostlund	DeLaCruz	
April 6, 2006	Fort Wayne	Wizards	5-3	Link	Baxter	Jamison	6,071
April 5, 2007	at Dayton	Dragons	3-2	Webb	Rainwater	Mateo	
April 3, 2008	at South Bend	Whitecaps	15-2	R. Garcia	Norberto		
April 9, 2009	South Bend	Whitecaps	5-2	Crosby	Harden	Stohr	7,598
April 8, 2010	at Lake County	Captains	4-3 (10)	Jimenez	Sanz		
April 10, 2011	Lansing	Whitecaps	13-12	Rondon	Marze		7,738
April 5, 2012	at Dayton	Dragons	3-0	French	Carreno	Kemp	
April 4, 2013	Dayton	Whitecaps	7-6 (10)	Turley	Lucas		6,128
April 3, 2014	at Dayton	Whitecaps	5-4	Sitz	Mitchell	Robertson	
April 10, 2015*	Dayton	Whitecaps	5-4	Voelker	Kivel	Belisario	3,133
April 7, 2016	at South Bend	Whitecaps	9-4	Maciel	Morrison		
April 7, 2017*	South Bend	Whitecaps	2-0	Funkhouser	Robinson	Garcia	3,030
April 8, 2018	South Bend	Whitecaps	6-2	Warner	Thomas		3,771
April 4, 2019	at South Bend	Cubs	5-4	Palma	Wolf	Roberts	
April 9, 2020*	Lansing	Whitecaps	-	<i>MLB Season Canceled (COVID-19)</i>			-
May 4, 2021	at Fort Wayne	TinCaps	8-0	Minjarez	Montero		
April 8, 2022	at Great Lakes	Whitecaps	5-1	Bienlien	Choi	Sequeira	
April 6, 2023	Fort Wayne	Whitecaps	1-0	Holub	Iriarte	Mattison	3,571
April 6, 2024*	at Lake County	Whitecaps	2-0	Kohlhepp	Messick	Michael	
April 4, 2025	Dayton	Whitecaps	7-0	Ashman	Sando		4,532



AWARDS AND HONORS

2025 WHITECAPS

SEASON REVIEW

OPPONENTS

HISTORY

RECORDS

DETROIT TIGERS

MEDIA

Midseason All-Stars

1994, Scott Baldwin (P), Steve Lemke (P); 1995, Emil Brown (OF), Brendan Hause (P), Bill King (P); 1996, Duane Filchner (OF), Chris Nelson (P); 1997, Clay Bruner (P), Rene Capellan (2B), Brian DuBose (DH), Robert Fick (1B), Craig Quintal (P), Greg Romo (P); 1998, Jose Castillo (P), Ryan Grimmer (OF), Matt Miller (P), Mark Persails (P), Greg Romo (P); 1999, Shane Heams (P); 2000, Calvin Chipperfield (P), Tommy Marx (P), Corey Richardson (OF), Ramon Santiago (SS), Maxim St. Pierre (C), Andy Van Hekken (P), Greg Watson (P); 2001, Pablo Arias (P), Nook Logan (OF), Chris Parker (C), Lee Rodney (P), Mike Steele (P), Mark Woodyard (P); 2002, John Birtwell (P), Jerrod Fuell (P), Don Kelly (SS), Juan Tejeda (1B); 2003, Jon Connolly (P), Scott Moore (3B), Troy Pickford (P), Mike Rabelo (C), Wilton Reynolds (OF), Humberto Sanchez (P), Joel Zumaya (P); 2004, Andy Baldwin (P), Tony Giarratano (SS), Chris Steinborn (P); 2005, Brent Dlugach (SS), Jair Jurjrens (P), Wilkin Ramirez (DH), Anthony Tomey (P); 2006, Ramon Garcia (P), Mike Hollimon (SS), Orlando Perdomo (P); 2007, Duane Below (P), Chris Cody (P), Jeff Gerbe (P), Gorkys Hernandez (OF), Brett Jensen (P), Deik Scram (DH), James Skelton (C), Ryan Strieby (1B); 2008, Chris Carlson (1B), Alfredo Figaro (P), Jon Kibler (P), Kyle Peter (OF), Joe Tucker (OF); 2009, Ronnie Bourquin (1B), Casey Crosby (P), Brandon Douglas (2B), Jared Gayhart (P), Mauricio Robles (P), Tyler Stohr (P); 2010, Giovanni Soto (P), Jacob Turner (P); 2011, Rob Brantly (C), Hernan Perez (2B), Bruce Rondon (P); 2012, Tom Collier (P), Dean Green (DH), Steven Moya (OF), Eugenio Suarez (SS), Michael Torrealba (P); 2013, Jeff Holm (1B), Devon Travis (2B), Jose Valdez (P); 2014, Wynton Bernard (OF), Jonathon Crawford (P); 2015, Mike Gerber (OF), Joe Jimenez (P), Zach Shepherd (3B), Spencer Turnbull (P); 2016, Will Maddox (1B), Matt Hall (P), Kyle Dowdy (P), David Gonzalez (SS), Gerson Moreno (P); 2017, Jason Foley (P), Josh Lester (3B), Jake Robson (OF), Blaise Salter (1B), Austin Sodders (P), Greg Soto (P), Danny Woodrow (OF); 2018, Cole Peterson (SS), Brandyn Sittinger (P); 2019, Ulrich Bojarski (OF)

Midseason All-Stars Discontinued in 2020

Postseason All-Stars

1995, Demond Smith (OF); 1996, Ramon Hernandez (C); 1997, Robert Fick (1B), David Borkowski (SP), Francisco Cordero (RP); 1998, Rodney Lindsey (OF); 1999, Eric Munson (DH); 2000, Ramon Santiago (SS), Corey Richardson (OF), Calvin Chipperfield (SP); 2002, Noochie Varner (OF); 2003, Jon Connolly (SP), Ian Ostlund (RP); 2006, Michael Hollimon (SS), Cameron Maybin, (OF), Orlando Perdomo (P); 2007, Gorkys Hernandez (OF), James Skelton (C); 2008, Alfredo Figaro (SP), Jon Kibler (SP); 2009, Casey Crosby (SP), Billy Nowlin (DH); 2011, Rob Brantly (C), Nick Castellanos (3B), Hernan Perez (2B); 2013, Devon Travis (2B); 2014, Wynton Bernard (OF), Buck Farmer (SP), Kevin Ziomke (SP); 2015, Mike Gerber (OF); 2016, Will Maddox (1B); 2017, Greg Soto (SP) 2022, Josh Croucher (C) 2023, Jace Jung (2B), Troy Melton (SP); 2024, Jaden Hamm (SP); 2025, John Peck (SS), Izaac Pacheco (3B), Andrew Sears (SP), Colin Fields (RP)

Player of the Week

- 1994 Steve Lemke (May 14); 1995 Ben Grieve (May 27)
- 1996 Duane Filchner (April 20), Scott Rivette (July 14)
- 1997 Dave Borkowski (April 26), Robert Fick (May 10), Robert Fick (May 17), Chris Wakeland (June 7), Clay Bruner (June 28), Craig Quintal (July 5), Robert Fick (July 26), Clay Bruner (August 16)
- 1998 Greg Romo (May 16), Alan Webb (June 6), Matt Miller (June 13), Shane Loux (June 20), Alex Zapata (Aug.8)
- 2000 Tommy Marx (June 4), Calvin Chipperfield (June 11), Cody Ross (June 18), Neil Jenkins (June 25), Andy Van Hekken (Aug. 6)
- 2001 Lee Rodney (April 23), Jeremy Lewis (May 28), Lee Rodney (June 18)
- 2002 Kenny Baugh (July 16)
- 2003 Victor Mendez (April 27), Jon Connolly (June 15)
- 2004 Garth McKinney (July 25), Jordan Tata (August 15), Cristhian Martinez (August 29)
- 2005 Randor Bierd (May 9), Matt Righter (May 30), Jeff Frazier (July 11), Dallas Trahern (July 18)
- 2006 Ramon Garcia (May 22), Mike Hernandez (June 26), Luke French (July 17), Mike Hernandez (June 26, July 24), Burke Badenhop (August 21)
- 2007 Scott Sizemore (June 25), Jonah Nickerson (July 23)
- 2008 Alfredo Figaro (April 28), Ramon Garcia (May 5), Jon Kibler (May 12), Roger Tomas (May 19), Brandon Douglas (July 14), Kody Kaiser (August 25)
- 2009 Billy Nowlin (April 8, July 13), Ronnie Bourquin (May 11), Casey Crosby (June 22, July 20), Bryan Pounds (June 29), Luke Putkonen (June 29), Ben Guez (July 13)
- 2010 Trevor Feeny (May 10), Jordan Lennerton (May 24), Giovanni Soto (June 14)
- 2011 Kyle Ryan (July 25), Alex Burgos (August 22)
- 2012 Eugenio Suarez (May 29), Tommy Collier (May 29), Jeff Ferrell (July 30), Marcelo Carreno (Aug. 27)
- 2013 Jordan John (May 27), Jeff Holm (June 24)
- 2014 Austin Kubitzka (April 3), Austin Kubitzka (April 28), Jonathon Crawford (May 19), Jon Maciel (August 18)
- 2015 A.J. Ladwig (May 17), Jeff Thompson (May 24)
- 2016 Will Maddox (April 25), Kyle Dowdy (July 25)
- 2017 Blaise Salter (April 24), Cam Gibson (May 8), Alfred Gutierrez (May 8, August 7), Anthony Castro (May 22)
- 2018 Eudis Idrogo (May 14), Chance Kirby (August 27)
- 2021 Beau Brieske (May 24, July 19), Rey Rivera (May 24, September 6), Dillon Dingler (June 7), Spencer Torkelson (June 14), Gage Workman (August 30)
- 2022 Parker Meadows (April 11), Colt Keith (May 2), Jake Holton (June 13), Ty Madden (June 20)
- 2023 Ben Malgeri (April 17), Justice Bigbie (May 15), Jace Jung (June 5), Brady Allen (June 19, August 28), Carlos Pena (July 24)
- 2024 Roberto Campos (May 27), Thayron Liranzo (August 19), Max Anderson (September 2)
- 2025 Izaac Pacheco (May 19), Josue Briceno (June 2), Kevin McGonigle (June 16), John Peck (June 30 & August 4), Andrew Jeckins (July 28)



Records

Manager	Years	G	W	L	Pct.
Tony Cappuccilli	2024-2025	262	160	102	.611
Brayan Peña	2021-2023	381	198	183	.520
Lance Parrish	2018-19	278	118	160	.424
Mike Rabelo	2017	136	91	45	.669
Andrew Graham	2014-16	415	228	187	.549
Larry Parrish	2013	139	69	70	.496
Ernie Young	2011-12	279	142	137	.509
Joe DePastino	2008-10	416	215	201	.517
Tom Brookens	2007	140	83	57	.593
Matt Walbeck	2004-06	416	231	185	.555
Phil Regan	2002-03	280	150	130	.536
Brent Gates	2001	137	65	72	.474
Bruce Fields	1997-2000	551	331	220	.601
Mike Quade	1996	138	77	61	.558
Jim Colborn	1994-95	275	141	134	.512

By Wins

Wins	Manager
331	Bruce Fields
231	Matt Walbeck
228	Andrew Graham
215	Joe DePastino
198	Brayan Peña
160	Tony Cappuccilli
150	Phil Regan
142	Ernie Young
141	Jim Colborn
118	Lance Parrish
91	Mike Rabelo
83	Tom Brookens
77	Mike Quade
69	Larry Parrish
65	Brent Gates

By Winning Percentage

Pct.	Manager
.669	Mike Rabelo
.611	Tony Cappuccilli
.601	Bruce Fields
.593	Tom Brookens
.558	Mike Quade
.555	Matt Walbeck
.549	Andrew Graham
.536	Phil Regan
.520	Brayan Peña
.517	Joe DePastino
.512	Jim Colborn
.509	Ernie Young
.496	Larry Parrish
.474	Brent Gates
.424	Lance Parrish

All-Time Coaching Staff

Coach	Year	Coach	Year	Coach	Year
Edgar Alfonzo H	2016	Bryan Goike T	1996-2000	Phil Regan	2002-2003
Skeeter Barnes H	1996-1998	Andrew Graham	2014-2016	Dan Ricabal P	2023-2024, 2026
Willie Blair P	2019, 2021	Nick Green P	2025	René Rivera	2026
Joe Boever P	1999	Kevin Guthrie C	2021	Cole Roberts C	2026
Bert Bradley P	1994-1995	Eric Hall T	2008	A.J. Sager P	2002-2006
Nick Bredeson C	2022	Mike Henneman P	2013-2014	Brian Saltzgaber H	2000-2001
Tom Brookens	2007	Mike Hessman H	2017	Nelson Santoveña H	2014
Ray Burris P	2007	Tim Hyers H	2002	T.J. Saunders T	2011-2013
Dustin Campbell T	2005	Tony Jaramillo H	2004-2006	Jason Schwartzman	2017-2018
Tony Cappuccilli	2024-2025	Mark Johnson P	2008-2012, 2015-16	Pat Serbus T	2001
Jim Colborn	1994-1995	Rich Juday C	1994	Rob Sonnenberg T	2002-2003
Francisco Contreras H	2024	Gil Lopez C	1995	Bill Springman H	2019, 2021
Jorge Cordova P	2017-2019	Matt Malott H	2025-present	Dean Stiles P	2022
Phil Clark H	2015	Steve McCatty P	1996-1998	Brian Thorson T	1994-1995
Eddie Dennis C	2019	Sean McFarland T	2022-2023	Tim Torricelli H	1998
Joe DePastino	2008-2010	Colin Murray C	2024	Corey Tremble T	2009-2010
Cody Derby T	2021	T.J. Obergefell T	2014-2016	John Vander Wal C/H	2018-2019
Benny Distefano H	2007-2009	Ben Oglivie H	2011	Chris Vernon T	2004-2005
Mariano Duncan H	2018	Lance Parrish	2018-2019	Chris Vick T	2019
Scott Dwyer H	2012-2013	Larry Parrish	2013	Matt Walbeck	2004-2006
Bruce Fields	1997-2000	Brayan Peña	2021-2023	Justin Wagler T	2024
Barbaro Garbey H	2003	Jay Pierson T	2006-2007	C.J. Wamsley H	2022-2023
Tim Garland C	2023	Mike Quade	1996	Nick Wheeler T	2025-present
Brent Gates	2001	Luis Quinones	2010	Todd Wilke T	2002-2003
Joe Georger P	2000-2001	Mike Rabelo	2017	Ernie Young	2011-2012

P = Pitching Coach - H = Hitting Coach - C = Coach - T = Trainer - Remaining are Managers

Milestone Wins

Victory	Date	Opp.	Score	Winner	Loser
1	04/09/94	at South Bend	10-9	Zongor	Bailey
100	05/29/95	at Fort Wayne	12-11 (10)	Rajotte	Gourdin
200	07/31/96	vs. South Bend	3-2	Gunther	Filbeck
300	08/13/97 (Game Two)	vs. Michigan	3-0 (7)	Romo	Welch
400	04/23/99 (Game Two)	vs. Michigan	3-2 (7)	Buller	Nannini
500	06/11/00	vs. Kane County	10-0	Van Hekken	Sauer
600	08/01/01	vs. Burlington	7-6	Stockman	Stiles
700	04/12/03	vs. Battle Creek	4-3	Graham	Garcia
800	07/09/04	vs. Fort Wayne	8-7	Rodriguez	Pence
900	08/22/05	vs. Fort Wayne	3-0	Hahn	Ekstrom
1,000	04/17/07	vs. Clinton	5-0	Cody	Ballard
1,500	08/26/13	vs. Lake County	4-1	Knebel	Davenport
2,000	04/08/22	at Great Lakes	5-1	Bienlien	Choi



WHITECAPS IN THE MAJORS

Caps In The Majors

BATTERS	YEAR WITH *CAPS	TEAM
Willy Adames	2014	Padres (18-21), Brewers (22-24), Giants (25)
Jose Azocar	2016, 2018	Padres (22-24), Braves (25), Mets (25)
Rob Brantly	2010-2011	Marlins (12-13), White Sox (15, 17), Phillies (19), Giants (20), Yankees (21-22), Rays (24), Marlins (25)
Daz Cameron	2017	Tigers (20-22), Athletics (24), Brewers (25)
Nick Castellanos	2011	Tigers (13-19), Cubs (19), Reds (20-21), Phillies (22-25)
Kody Clemens	2018	Tigers (22), Phillies (24), Twins (25)
Dillon Dingler	2021	Tigers (24-25)
Riley Greene	2019	Tigers (22-25)
Derek Hill	2015-17	Tigers (20-22), Nationals (23), Giants (24), Rangers (24), Marlins (24-25), White Sox (25)
Jace Jung	2021-2022	Tigers (24-25)
James McCann	2011	Tigers (14-18), White Sox (19-20), Mets (21-22), Orioles (23-24), Diamondbacks (25)
Parker Meadows	2019, 2021-22	Tigers (23-25)
Dane Myers	2018, 2021	Marlins (23-25)
Isaac Paredes	2017	Tigers (20-21), Rays (22-24), Cubs (24), Astros (25)
Wenceel Perez	2018-2022	Tigers (24-25)
Eugenio Suarez	2012	Tigers (14), Reds (15-21), Mariners (22-23, 25), Diamondbacks (24-25)
Spencer Torkelson	2021	Tigers (22-25)
Gage Workman	2021	Cubs (25), White Sox (25)

PITCHERS	YEAR WITH *CAPS	TEAM
Elvis Alvarado	2022-23	Athletics (25)
Beau Brieske	2021	Tigers (22-25)
Chad Green	2014	Yankees (16-22), Blue Jays (23-25)
Brant Hurter	2022	Tigers (24-25)
Jackson Jobe	2022-24	Tigers (24-25)
Joe Mantiply	2014	Tigers (16), Yankees (19), Diamondbacks (20-25)
Troy Melton	2023	Tigers (25)
Keider Montero	2021-23	Tigers (24-25)
Reese Olson	2021	Tigers (23-25)
John Schreiber	2017	Tigers (19-20), Red Sox (21-23), Royals (24-25)
Dylan Smith	2022-25	Tigers (25)
Tarik Skubal	2018	Tigers (20-25)
Gregory Soto	2017	Tigers (19-22), Phillies (23), Orioles (24-25), Mets (25)
Gabe Speier	2015	Royals (19-22), Mariners (23-25)
Spencer Tumbull	2015	Tigers (18-21, 23), Phillies (24), Blue Jays (25)
Will Vest	2018	Mariners (21), Tigers (22-25)

-This is a list of former Whitecaps that spent all or part of the 2025 season in the Major Leagues.

* indicates missed season with injury

League Champions

1947 - Belleville	1975 - Waterloo	2003 - Lansing
1948 - West Frankfort	1976 - Waterloo	2004 - West Michigan
1949 - Paducah	1977 - Burlington	2005 - South Bend
1950 - No Champion	1978 - Appleton	2006 - West Michigan
1951 - Danville	1979 - Quad City	2007 - West Michigan
1952 - Decatur	1980 - Waterloo	2008 - Burlington
1953 - Decatur	1981 - Wausau	2009 - Fort Wayne
1954 - Danville	1982 - Appleton	2010 - Lake County
1955 - Dubuque	1983 - Appleton	2011 - Quad Cities
1956 - Paris	1984 - Appleton	2012 - Wisconsin
1957 - Decatur	1985 - Kenosha	2013 - Quad Cities
1958 - Waterloo	1986 - Waterloo	2014 - Kane County
1959 - Waterloo*	1987 - Kenosha	2015 - West Michigan
1960 - Waterloo*	1988 - Cedar Rapids	2016 - Great Lakes
1961 - Quincy	1989 - South Bend	2017 - Quad Cities
1962 - Dubuque	1990 - Quad City	2018 - Bowling Green
1963 - Clinton*	1991 - Clinton	2019 - South Bend
1964 - Fox Cities	1992 - Cedar Rapids	2020 - No Champion (COVID-19)
1965 - Burlington*	1993 - South Bend	2021 - Quad Cities
1966 - Fox Cities	1994 - Cedar Rapids	2022 - South Bend
1967 - Appleton	1995 - Beloit	2023 - Cedar Rapids
1968 - Quad City	1996 - West Michigan	2024 - Lake County
1969 - Appleton*	1997 - Lansing	2025 - West Michigan
1970 - Quincy	1998 - West Michigan	
1971 - Quad Cities	1999 - Burlington	
1972 - Danville	2000 - Michigan	
1973 - Wisconsin Rapids	2001 - Kane County**	
1974 - Danville	2002 - Peoria	

* - No Playoff. Team with best record declared champion.

** - Playoffs canceled due to 9/11 terrorist attacks. Kane County declared champion as they held 1-0 lead over South Bend.

Milestone Debuts

Catcher George Williams became the first Whitecap to play in the Major Leagues on July 13, 1995. He played four seasons with the Athletics and Padres, experiencing his best year in 1997 (.289, 3 HR, 22 RBI). On August 31, 2012, outfielder Avisail Garcia became the 100th former Whitecap to reach the Big Leagues.

RECORDS



Infielder Kevin McGonigle, who spent parts of the last two seasons in West Michigan, receives his first ever championship ring for being a part of the historic 2025 title team. McGonigle was one of the best players in the Midwest League, hitting .372 with 7 HRs and 39 RBI in 36 games.



ALL-TIME STANDINGS AND RESULTS

All-Time Standings

YEAR	FIRST HALF				SECOND HALF				MANAGER	ATT.
	W-L	PCT.	POS.	GA/GB	W-L	PCT.	POS.	GA/GB		
1994	34-35	.493	6th	10.0	40-30	.571	2nd	5.0	Jim Colborn	475,212
1995	35-33	.515	2nd	1.0	32-36	.471	4th	7.0	Jim Colborn	507,989
1996	38-30	.559	1st	+3.0	39-31	.557	T-1st	0.0	Mike Quade	547,401
1997	46-17	.730	1st	+11.0	46-22	.676	1st	+11.0	Bruce Fields	536,029
1998	43-29	.597	1st	+2.0	40-28	.588	2nd	3.0	Bruce Fields	500,083
1999	29-41	.414	5th	9.0	39-31	.557	2nd	2.5	Bruce Fields	547,350
2000	44-26	.629	1st	+6.5	44-26	.629	2nd	4.0	Bruce Fields	436,751
2001	33-34	.493	3rd	6.5	32-38	.457	5th	12.5	Brent Gates	422,892
2002	41-29	.586	2nd	1.0	42-28	.600	1st	+1.0	Phil Regan	400,166
2003	37-33	.529	3rd	4.0	30-40	.429	5th	14.0	Phil Regan	361,545
2004	29-40	.420	5th	12.5	40-30	.571	1st	+1.0	Matt Walbeck	390,033
2005	33-37	.471	5th	8.0	40-30	.571	2nd	3.0	Matt Walbeck	370,153
2006	41-26	.612	1st	+1.0	48-22	.686	1st	+7.0	Matt Walbeck	356,155
2007	38-32	.543	2nd	6.0	45-25	.643	1st	+2.0	Tom Brookens	377,412
2008	37-31	.544	2nd	1.0	35-34	.507	4th	7.5	Joe DePastino	367,532
2009	43-27	.614	2nd	2.0	38-32	.543	3rd	11.0	Joe DePastino	356,637
2010	26-43	.377	8th	18.0	36-34	.514	3rd	11.0	Joe DePastino	371,575
2011	32-37	.464	6th	8.5	38-32	.543	4th	10.0	Ernie Young	372,555
2012	36-34	.514	3rd	11.5	36-34	.514	T-4th	6.0	Ernie Young	362,554
2013	33-37	.471	4th	11.5	36-33	.522	5th	7.5	Larry Parrish	377,948
2014	41-29	.586	1st	+0.5	41-29	.586	2nd	2.0	Andrew Graham	391,653
2015	33-36	.418	6th	8.5	42-28	.600	2nd	3.0	Andrew Graham	391,055
2016	39-28	.582	2nd	1.0	32-37	.464	5th	14.5	Andrew Graham	386,416
2017	45-22	.671	1st	+5.5	46-23	.667	1st	+4.5	Mike Rabelo	383,983
2018	36-34	.514	3rd	11.5	33-36	.478	4th	10.5	Lance Parrish	386,609
2019	21-48	.304	8th	23.0	28-42	.400	8th	14.5	Lance Parrish	360,295
2020	0-0	.000	—	—	0-0	.000	—	—	Brayan Peña	—
2021	27-33	.450	—	—	31-29	.517	—	—	Brayan Peña	228,071
2022	31-35	.470	4th	9.0	41-24	.631	2nd	1.0	Brayan Peña	337,167
2023	32-33	.492	3rd	13.0	36-29	.554	2nd	0.5	Brayan Peña	360,999
2024	31-35	.470	5th	10.0	37-28	.569	2nd	2.5	Tony Cappuccilli	372,943
2025	44-21	.677	1st	—	48-18	.727	1st	—	Tony Cappuccilli	373,025
Totals	1,108-1,005	.524	—	—	1,191-968	.552	—	—	—	12,320,188
Overall Record:	2,299-1,973 (.538)									

Playoff History

Year	Record	Results	Opponents
1994	0-2	Lost in First Round	Rockford (0-2)
1995	3-3	Lost in Second Round	Kane County (2-1), Michigan (1-2)
1996	7-2	Won Championship	Lansing (2-1), Rockford (2-0), Wisconsin (3-1)
1997	0-2	Lost in First Round	Fort Wayne (0-2)
1998	7-2	Won Championship	Michigan (2-1), Clinton (2-0), Rockford (3-1)
2000	1-2	Lost in First Round	Dayton (1-2)
2002	3-2	Lost in Second Round	Dayton (2-0), Lansing (1-2)
2004	7-3	Won Championship	Lansing (2-1), South Bend (2-0), Kane County (3-2)
2005	2-2	Lost in Second Round	Fort Wayne (2-0), South Bend (0-2)
2006	7-2	Won Championship	Fort Wayne (2-1), Lansing (2-0), Kane County (3-1)
2007	7-2	Won Championship	Lansing (2-0), South Bend (2-0), Beloit (3-2)
2008	1-2	Lost in First Round	South Bend (1-2)
2009	1-2	Lost in First Round	Great Lakes (1-2)
2010	1-2	Lost in First Round	Lake County (1-2)
2014	1-2	Lost in First Round	Fort Wayne (1-2)
2015	7-3	Won Championship	Fort Wayne (2-0), Lansing (2-1), Cedar Rapids (3-2)
2016	3-3	Lost in Second Round	South Bend (2-1), Great Lakes (1-2)
2017	1-2	Lost in First Round	Dayton (1-2)
2018	2-2	Lost in Second Round	Great Lakes (2-0), Bowling Green (0-2)
2025	4-0	Won Championship	Lake County (2-0), Cedar Rapids (2-0)
Playoff Record.....			65-42
First Round Record.....			30-22
Second Round Record.....			15-11
Championship Round Record.....			20-9
Series Record.....			25-13
Playoff Appearances.....			20
Most Consecutive Playoff Appearances.....			7 (2004-2010)
MWL Championship Appearances.....			7 ('96, '98, '04, '06, '07, '15, '25)
MWL Championships.....			7 ('96, '98, '04, '06, '07, '15, '25)

Top Ten Single-Game Attendance All-Time at LMC Ballpark

NO.	ATT.	DATE	OPPONENT	PROMOTION
1.	12,171	Saturday, July 30, 2005	SW Michigan Devil Rays	Fireworks
2.	11,800	Sunday, August 27, 2000	Wisconsin Timber Rattlers	Shirt off our Back/Youth Jersey
3.	11,529	Saturday, August 23, 2003	Fort Wayne Wizards	Fireworks/Fan Appreciation
4.	11,466	Saturday, August 26, 2000	Wisconsin Timber Rattlers	Fireworks/Fan Appreciation
5.	11,096	Saturday, July 31, 2004	Peoria Chiefs	Fireworks/Thundersticks
6.	10,979	Friday, July 3, 1998	Lansing Lugnuts	Fireworks/Live Concert
7.	10,944	Sunday, August 31, 1997	Lansing Lugnuts	Posters
8.	10,908	Saturday, August 23, 1997	Beloit Snappers	Koozies/Live Concert
9.	10,854	Saturday, August 31, 2002	Wisconsin Timber Rattlers	Fireworks/Fan Appreciation
10.	10,784	Saturday, August 2, 1997	Peoria Chiefs	Foam Fingers

2025 WHITECAPS

SEASON REVIEW

OPPONENTS

HISTORY

RECORDS

DETROIT TIGERS

MEDIA

TEAM RECORDS

Bold indicates 2025 season



2025 WHITESCAPS SEASON REVIEW OPPONENTS HISTORY RECORDS DETROIT TIGERS MEDIA

Top Overall Records

Wins	Year	Percentage	Year
92	'97, '25	.702 (92-39)	'97, '25
91	2017	.669 (91-45)	2017
89	2006	.650 (89-48)	2006
88	2000	.629 (88-52)	2000
83	'98, '02, '07	.593 (83-57)	'98, '02, '07

Top First-Half Records

Wins	Year	Percentage	Year
46	1997	.730 (46-17)	1997
45	2017	.677 (44-21)	2025
44	2025	.672 (45-22)	2017
44	2000	.629 (44-26)	2000
43	'09, '98	.614 (43-27)	2009

Top Second-Half Records

Wins	Year	Percentage	Year
48	2006, '25	.727 (48-18)	2025
46	'97, '17	.686 (48-22)	2006
45	2007	.676 (46-22)	1997
44	2000	.667 (46-23)	2017
42	'02, '15	.643 (45-25)	2007

Top Home Records

Wins	Year	Percentage	Year
51	2017	.739 (48-17)	2025
49	1997	.729 (51-19)	2017
48	2025	.721 (49-19)	1997
45	2007	.643 (45-25)	2014
45	2014	.625 (45-27)	2007

Top Road Records

Wins	Year	Percentage	Year
46	2000	.683 (43-20)	1997
46	2006	.676 (46-22)	2006
44	'02, '25	.667 (44-22)	2025
43	1997	.657 (46-24)	2000
41	1998	.629 (44-26)	2002

Top Extra Innings Records

Wins	Year	Percentage	Year
13	2017	.846 (11-2)	2025
11	'06, '14, '25	.813 (13-3)	2017
10	'02, '05, '15	.769 (10-3)	2015
		.714 (10-4)	2002
		.667 (8-4)	2009

Top Day Records

Wins	Year	Percentage	Year
22	'97, '17	.786 (22-6)	1997
21	2014	.730 (22-9)	2017
21	1998	.656 (21-11)	2001
21	'01, '07	.645 (20-11)	2002
20	'02, '06, '18	.636 (21-12)	1998

Top Night Records

Wins	Year	Percentage	Year
70	1997	.702 (70-33)	1997
70	2000	.691 (67-30)	2025
70	2006	.680 (70-33)	1997
69	2017	.667 (70-35)	2006
67	2025	.657 (69-36)	2017

Top One-Run Records

Wins	Year	Percentage	Year
32	2002	.824 (28-6)	2025
30	1997	.681 (32-15)	2002
30	2014	.667 (30-15)	1997
28	'08, '25	.657 (23-12)	2017
27	'05, '15	.619 (26-16)	2006

Top April Records

Wins	Year	Percentage	Year
15	'17, '25	.789 (15-4)	1997
15	'97, '06, '08	.737 (14-5)	2009
14	'14, '18	.684 (13-6)	2000
14	'01, '03, '09	.682 (15-7)	2025
		.682 (15-7)	2006

Top May Records

Wins	Year	Percentage	Year
21	1997	.741 (20-7)	2025
20	'00, '17, '25	.724 (21-8)	1997
19	2016	.714 (20-8)	2017
18	2002	.704 (19-8)	2016
17	2014	.643 (18-10)	2002

Top June Records

Wins	Year	Percentage	Year
19	1997	.731 (19-7)	2000
19	2000	.708 (17-7)	'17, '25
19	2007	.703 (19-8)	1997
17	2025	.680 (17-8)	2014
17	'99, '14, '17	.679 (19-9)	2007

Top July Records

Wins	Year	Percentage	Year
23	2006	.793 (23-6)	2006
20	1997	.731 (19-7)	2017
19	'02, '14, '17	.708 (17-7)	2022
17	5x (last: '22)	.690 (20-9)	1997
		.679 (19-9)	2014

Top Aug./Sep. Records

Wins	Year	Percentage	Year
26	2004, '25	.788 (26-7)	2025
24	1998	.722 (26-10)	2004
23	2010	.686 (24-11)	1998
22	2015	.667 (20-10)	2002
21	'94, '07, '23	.656 (21-11)	1994

Winning Tradition

The Whitecaps have claimed seven Midwest League titles in the franchise's 32-year history, most recently winning the Midwest League Championship in 2025. West Michigan is third among current Midwest League teams in all-time championships. Quad Cities, who has been in the league since 1960, won the 2021 league title to raise their all-time total to eight. The Whitecaps have qualified for the playoffs in 20 of their 30 seasons.



TEAM RECORDS

SEASON REVIEW 2025 WHITECAPS

OPPONENTS

HISTORY

RECORDS

DETROIT TIGERS

MEDIA

Average	
.274	2009
.273	1997
.268	2007
.266	2016
.264	2025
.264	2017
.262	2010
.257	2008
.257	2014
.256	2015

Home Runs	
127	2025
109	2023
101	2022
95	2021
94	2004
90	2024
90	2013
86	1997
81	2012
78	1994

Runs Batted In	
713	2025
631	2009
627	1999
619	1997
595	2022
590	2007
584	2000
575	2017
575	2006
573	2002

Runs Scored	
760	2025
698	1997
696	1999
693	2009
685	2000
663	2022
660	1998
650	1995
648	2007
639	1996

Stolen Bases	
226	1995
205	2001
197	1999
191	1994
188	1998
181	2007
175	2000
172	2016
168	1997
167	2025

Triples	
51	2002
50	2003
48	2016
48	2006
47	2018
46	2015
45	2009
43	2007
43	2004
43	1999

Wins	
92	2025
92	1997
91	2017
89	2006
88	2000
83	2007
83	2002
83	1998
82	2014
81	2009

Losses	
90	2019
77	2010
73	2003
72	2001
72	1999
70	2018
70	2013
70	2004
69	2011
69	1995

Saves	
49	2014
49	2006
47	2017
47	1997
45	1996
43	2015
43	2011
42	2016
42	2007
40	2013

Innings Pitched	
1,278.2	2014
1,263.0	2012
1,258.1	2005
1,248.0	2002
1,245.1	2009
1,237.0	2007
1,235.2	1998
1,235.2	2006
1,231.2	2004
1,221.1	2017

Earned Run Average	
2.67	1997
2.77	2017
2.96	2006
2.98	2000
3.01	1998
3.05	2014
3.17	2025
3.29	2008
3.31	2007
3.42	1996

Hits Allowed	
1,224	2012
1,214	2016
1,197	2015
1,189	2004
1,182	2005
1,172	2002
1,170	1999
1,169	2013
1,166	2019
1,166	2007

Walks	
570	1999
550	1995
547	2002
545	2001
536	2000
495	1996
484	2010
483	1994
481	2019
477	2022

Strikeouts	
1,260	2017
1,207	2014
1,177	1998
1,167	2022
1,164	2024
1,140	2018
1,128	2025
1,101	2023
1,100	2019
1,090	1996

Home Runs Allowed	
112	2022
99	2023
98	2025
92	2021
86	2024
80	1999
78	2018
76	2019
76	2007
76	2005

Bold indicates 2025 season

SINGLE-SEASON BATTING RECORDS



2025 WHITESAPS

SEASON RIVALRY

OPPONENTS

HISTORY

RECORDS

DETROIT TIGERS

MEDIA

Average*		
.341	Robert Fick	1997
.339	Will Maddox	2016
.323	Wynton Bernard	2014
.317	Ronnie Merrill	2001
.320	Juan Francia	2004
.315	Gustavo Nunez	2009
.313	Scott Sollmann	1997
.312	Nick Castellanos	2011
.311	Billy Nowlin	2009
.309	James Skelton	2007

On-Base Percentage*		
.429	Robert Fick	1997
.423	Scott Sollmann	1997
.415	Dane Walker	1996
.413	Jamie Johnson	2010
.407	Demond Smith	1995
.402	James Skelton	2007
.399	Bryan Pounds	2009
.398	Corey Richardson	2000
.397	Jake Holton	2022
.394	Wynton Bernard	2014

Slugging Percentage*		
.566	Robert Fick	1997
.536	Demond Smith	1995
.501	Michael Hollimon	2006
.499	Izaac Pacheco	2025
.485	Brady Allen	2023
.483	Ben Guez	2009
.483	Billy Nowlin	2009
.480	Jacques Landry	1997
.468	Mike Gerber	2015
.468	Jeremy Laster	2007

Games		
138	Brent Clevlen	2003
137	Jeff Frazier	2005
137	Victor Mendez	2003
137	Juan Tejada	2002
136	Kelly Hunt	2004
136	David Mattle	2002
135	Mike Gerber	2015
135	Eugenio Suarez	2012
135	Nick Castellanos	2011
135	Jason Knodler	2002

At-Bats		
558	Javier Betancourt	2014
546	Kelly Hunt	2004
537	Jeff Frazier	2005
530	Dominic Ficociello	2014
527	Raph Rhymes	2014
524	Ross Kivett	2015
524	Juan Tejada	2002
523	Chad Wright	2012
522	Nook Logan	2001
514	Wade Gaynor	2010

Plate Appearances		
605	Jeff Frazier	2005
603	Eugenio Suarez	2012
603	Dane Walker	1996
596	Juan Tejada	2002
591	Javier Betancourt	2014
591	Chad Wright	2012
586	Ross Kivett	2015
586	Juan Francia	2002
584	Nook Logan	2001
583	Mike Gerber	2015

Hits		
173	Will Maddox	2016
164	Wynton Bernard	2014
158	Nick Castellanos	2011
158	Robert Fick	1997
157	Juan Tejada	2002
154	Jeff Frazier	2005
150	Mike Gerber	2015
150	Javier Betancourt	2014
150	Kelly Hunt	2004
147	Eugenio Suarez	2012

Home Runs		
21	Rey Rivera	2021
21	Kelly Hunt	2004
19	Garth McKinney	2004
17	Izaac Pacheco	2025
17	Lance Durham	2013
16	James Robbins	2011
16	Jeremy Laster	2007
16	Ryan Strieby	2007
16	Wilkin Ramirez	2005
16	Jacques Landry/Robert Fick	1997

Total Bases		
262	Robert Fick	1997
243	Jeff Frazier	2005
241	Kelly Hunt	2004
240	Mike Gerber	2015
236	Juan Tejada	2002
225	Michael Hollimon	2006
224	Wynton Bernard	2014
224	Wade Gaynor	2010
221	Nick Castellanos	2011
219	Richard Gomez	1999

Singles		
146	Will Maddox	2016
127	Scott Sollmann	1997
123	Javier Betancourt	2014
122	Jose Azocar	2016
122	Wynton Bernard	2014
118	Juan Francia	2004
116	Juan Francia	2002
115	Gustavo Nunez	2009
114	Avisail Garcia	2010
113	Justin Henry	2008

Doubles		
50	Robert Fick	1997
45	Jeff Frazier	2005
39	Wade Gaynor	2010
38	Chris Wakeland	1997
36	Nick Castellanos	2011
36	Leo Daigle	1999
35	Will Allen	2016
35	Aaron Westlake	2012
35	Raph Rhymes	2014
34	Four Tied	

Triples		
14	Willy Adames	2014
13	Michael Hollimon	2006
12	Richard Gomez	1999
11	Kody Kirkland	2004
11	Victor Mendez	2003
10	Mike Gerber	2015
10	Gustavo Nunez	2009
10	Jordan Newton	2008
10	David Mattle	2002
10	Ryan Grimmett	1998

Runs		
100	Robert Fick	1997
97	Dane Walker	1996
94	Juan Francia	2002
91	Wynton Bernard	2014
91	Wade Gaynor	2010
89	Richard Gomez	1999
89	Scott Sollmann	1997
87	Brent Wyatt	2009
84	Gorkys Hernandez	2007
83	Juan Tejada	2002

Runs Batted In		
106	Juan Tejada	2002
102	Kelly Hunt	2004
91	Antuan Bunkley	1998
90	Robert Fick	1997
86	Brennan Boesch	2007
86	Matt Joyce	2006
82	Duane Filchner	1996
81	Jeff Frazier	2005
81	Richard Gomez	1999
80	Wade Gaynor	2010

Extra-Base Hits		
69	Robert Fick	1997
61	Jeff Frazier	2005
57	Michael Hollimon	2006
54	Mike Gerber	2015
53	Wade Gaynor	2010
53	Ben Guez	2009
51	Kody Kirkland	2004
51	Juan Tejada	2002
49	Kelly Hunt	2004
48	Lance Durham	2013

*Typical minimum of 356 plate appearances to qualify for batting leader

Bold indicates 2025 Whitecap



SINGLE-SEASON BATTING RECORDS

OPS (On-Base + Slug)*

.995	Robert Fick	1997
.887	Izaak Pacheco	2025
.887	Michael Hollimon	2006
.873	Billy Nowlin	2009
.862	Brady Allen	2023
.851	Brian DuBose	1997
.850	James Skelton	2007
.844	Cameron Maybin	2006
.842	Jace Jung	2023
.841	Richard Gomez	1999

At-Bats Per K*

14.52	Pedro Cotto	2006
14.07	Eliezer Alfonzo	2023
13.19	Justin Henry	2008
11.38	Don Kelly	2002
9.55	Will Rhymes	2006
9.39	Juan Francia	2004
8.78	Steve Young	2005
7.94	Ross Kivett	2015
7.79	Ron Bush	1999
7.69	Chad Wright/Antuan Bunkley	'98, '12

At-Bat Per HR*

15.38	Rey Rivera	2021
18.00	Eric Munson	1999
20.06	Izaak Pacheco	2025
21.68	Garth McKinney	2004
23.06	Jacques Landry	1997
23.87	Brian DuBose	1997
24.44	Jeramy Laster	2007
24.76	Lance Durham	2013
26.00	Kelly Hunt	2004
26.30	Derrick White	1996

Stolen Bases

67	Nook Logan	2001
66	Richard Gomez	1999
64	Pedro Santana	1998
60	Seth Stephenson	2024
54	Gorkys Hernandez	2007
53	Juan Francia	2002
52	Jason McDonald	1994
51	Jose Castro	1995
48	Ryan Grimmatt	1998
45	Wynton Bernard	2014

Caught Stealing

25	Gustavo Nunez	2009
23	Jason McDonald	1994
20	Jose Castro	1995
19	Wynton Bernard	2014
19	Juan Francia	2004
19	Nook Logan	2001
19	Emil Brown	1995
18	Andres Torres	1999
16	Vicente Francisco	1994
14	Four Tied	

Intentional Walks

11	Robert Fick	1997
8	Juan Tejada	2002
7	Jordan Lennerton	2009
7	David Mattie	2002
6	Michael Hollimon	2006
6	Ben Grieve	1995
6	Alex Miranda	1995
5	Scott Sollman	1997
5	Chris Wakeland	1997
5	Duane Filchner	1996

Walks

112	Dane Walker	1996
98	Jamie Johnson	2010
94	Corey Richardson	2000
92	Andres Torres	1999
86	Alex Miranda	1996
81	Jason McDonald	1994
79	Scott Sollman	1997
77	Michael Hollimon	2006
76	Trei Cruz	2022
76	Jose Castro	1995

Strikeouts

175	Garth McKinney	2004
160	Izaak Pacheco	2023
158	James Robbins	2011
151	Neil Jenkins	2000
149	Kody Kirkland	2004
145	Jason Knoedler	2002
144	Luis Sabino	2004
143	Wilkin Ramirez	2005
141	Jeramy Laster	2007
137	Alex Steele	1998

Hit By Pitches

24	Ben Malgeri	2022
23	Brent Wyatt	2009
21	Seth Stephenson	2025
20	Billy Nowlin	2009
19	Seth Stephenson	2024
19	Ryan Neill	2001
15	Eugenio Suarez	2012
15	Corey Jones	2010
15	Jake Anthony	2000
13	Jared Reaves	2013

BB/K Ratio*

1.49	Dane Walker	1996
1.48	Don Kelly	2002
1.34	Pedro Cotto	2006
1.29	Jamie Johnson	2010
1.22	Justin Henry	2008
1.22	Scott Sizemore	2007
1.14	Tony Giarratano	2004
1.11	Ramon Hernandez	1996
1.04	Three Tied (Last: A. Murr)	2022

Runs Per Game*

.84	Seth Stephenson	2025
.84	John Peck	2025
.82	Robert Fick	1997
.76	Clete Thomas	2005
.76	Dane Walker	1996
.74	Scott Sollman	1997
.73	Gustavo Nunez	2009
.73	Juan Francia	2002
.73	Izaak Pacheco	2025
.72	Brian DuBose	1997

RBI Per Game*

.77	Juan Tejada	2002
.75	Kelly Hunt	2004
.75	Brian DuBose	1997
.74	Robert Fick	1997
.72	Mike Hernandez	2006
.71	Antuan Bunkley	1998
.70	Matt Joyce	2006
.69	Izaak Pacheco	2025
.69	Billy Nowlin	2009
.68	Three Tied	

Hitting Streaks

32	Robert Fick	1997
22	Andrew Jenkins	2025
21	Devon Travis	2013
19	Vince Blue	2004
18	Brent Wyatt	2009
17	Dominic Fociocello	2014
17	Jeff Rowland	2010
17	Juan Francia	2004
17	Juan Gonzalez	2003
17	Antuan Bunkley	1998

Walk Average* (BB/PA)

.235	Dane Walker	1996
.226	Andres Torres	1999
.208	Alex Miranda	1996
.207	Corey Richardson	2000
.200	Jason McDonald	1994
.191	Alex Miranda	1995
.185	Jose Castro	1995
.184	Brian DuBose	1997
.176	Jamie Johnson	2010
.175	Luis Sabino	2005

Errors

46	Neil Jenkins 3B	2000
45	Jon Valenti 3B, SS	1996
41	Audy Ciriaco SS	2008
39	Carlos Jimenez SS	1999
37	Jeff D'Amico 3B, SS	1995
37	Juan Francia 2B	2002
35	Hernan Perez SS	2010
33	Wenceel Perez, SS	2019
33	Matt Boone 3B	1999
33	Ron Bush 2B, SS	1999

*Typical minimum of 356 plate appearances to qualify for batting leaders

Bold indicates 2025 Whitecap

2025 WHITECAPS

SEASON REVIEW

OPPONENTS

HISTORY

RECORDS

DETROIT TIGERS

MEDIA

SINGLE-SEASON PITCHING RECORDS



2025 WHITECAPS

SEASON REVIEW

OPPONENTS

HISTORY

RECORDS

DETROIT TIGERS

MEMIA

Wins		
16	Jon Connolly	2003
16	Andy Van Hekken	2000
15	Chad Petty	2002
15	Dave Borkowski	1997
15	Clay Bruner	1997
14	Six Tied	

Losses		
13	Trevor Feeny	2010
13	Shane Loux	1998
12	Fernando Perez	2015
12	Mark Woodyard	2001
12	Bobby Sisondo	1999
11	Eight Tied	

Winning Percentage*		
.857	Alfredo Figaro	2008
.842	Jon Connolly	2003
.833	Austin Kubitzka	2014
.833	Dave Borkowski	1997
.833	Clay Bruner	1997
.824	Burke Badenhop	2006
.800	Calvin Chipperfield	2000
.786	Spencer Turnbull	2015
.737	Jon Kibler	2008
.727	Jonathon Crawford	2014

Innings Pitched		
184.2	Trevor Feeny	2010
174.2	Nate Cornejo	1999
172.0	Alan Webb	1998
169.1	Bobby Sisondo	1999
171.1	Erik Averill	2006
171.0	Burke Badenhop	2006
168.1	Virgil Vasquez	2004
166.1	Jordan Tata	2004
166.1	Kevin McDowell	2002
166.1	Clay Bruner	1997

Earned Run Average*		
1.41	Jon Connolly	2003
1.75	Jon Kibler	2008
1.96	Craig Quintal	1997
2.05	Alfredo Figaro	2008
2.13	Calvin Chipperfield	2000
2.27	Kevin Ziomek	2014
2.28	Derek Manning	1994
2.34	Austin Kubitzka	2014
2.38	Clay Bruner	1997
2.45	Andy Van Hekken	2000

Games Started		
29	Trevor Feeny	2010
29	Scott Rivette	1996
28	Kyle Ryan	2012
28	Luke Putkonen	2009
28	Erik Averill	2006
28	Jordan Tata	2004
28	Matt Coenen	2002
28	Chad Petty	2002
28	Nate Cornejo	1999
28	Shane Loux	1998

Complete Games		
5	Jon Connolly	2003
4	Nate Cornejo	1999
4	Dave Borkowski	1997
3	Several Tied	

Games		
62	Greg Watson	2000
59	Anthony Tomey	2005
58	John Birtwell	2002
56	Brett Jensen	2007
55	Juan Figueroa	2003
55	Jordan Gerk	2003
55	Mike Kobow	2002
54	Eulogio De la Cruz	2004
52	Four Tied	

Shutouts		
3	Calvin Chipperfield	2000
2	Giovanni Soto	2010
2	Alfredo Figaro	2008
2	Ramon Garcia	2006
2	Jon Connolly	2003
2	Chad Petty	2002
2	Craig Johnson	1998
2	Alan Webb	1998
2	Dave Borkowski	1997
2	Clay Bruner	1997
2	Craig Quintal	1997

Runs		
96	Shane Loux	1998
94	Chris Steinborn	2004
89	Erik Averill	2006
87	Nate Cornejo	1999
86	Bobby Sisondo	1999
85	Kyle Ryan	2012
85	Trevor Feeny	2010
85	Lauren Gagnier	2007
85	Lee Rodney	2001
83	Two Tied	

Earned Runs		
81	Shane Loux	1998
78	Brandon Hamilton	2009
75	Edgar De La Rosa	2013
73	Lauren Gagnier	2007
73	Andrew Kown	2005
72	Brian Rogers	2004
72	Mark Woodyard	2001
72	Nate Cornejo	1999
71	Three Tied	

Hits		
216	Trevor Feeny	2010
184	Shane Loux	1998
176	Kyle Ryan	2012
173	Chris Steinborn	2004
173	Nate Cornejo	1999
171	Erik Averill	2006
170	Burke Badenhop	2006
168	Tim Kubinski	1994
167	Jordan Tata	2004
163	Brian Rogers	2004

Walks		
78	Humberto Sanchez	2003
77	Chad Petty	2002
72	Andy Smith	1995
70	Lee Rodney	2001
69	Mark Woodyard	2001
69	Juan Moreno	1996
68	Jordan Tata	2004
68	Jason Moates	2002
68	Andy Smith	1996
67	Nate Cornejo	1999

Strikeouts		
202	Alan Webb	1998
160	Duane Below	2007
152	Kevin Ziomek	2014
151	Calvin Chipperfield	2000
149	Lee Rodney	2001
142	Scott Rivette	1996
141	Matt Coenen	2002
140	Austin Kubitzka	2014
135	Bobby Sisondo	1999
135	Clay Bruner	1997

Home Runs		
15	Alfred Gutierrez	2017
15	Dave Borkowski	1997
14	Virgil Vasquez	2004
14	Craig Johnson	1998
14	Lee Rodney	2001
14	Lauren Gagnier	2007
13	Victor Larez	2010
13	Shane Loux	1998
13	Andrew Kown	2005
12	Seven Tied	

*Typical minimum of 105.2 innings pitched to qualify for pitching leaders

Bold indicates 2025 Whitecap



SINGLE-SEASON PITCHING RECORDS

2025 WHITECAPS

SEASON REVIEW

OPPONENTS

HISTORY

RECORDS

DETROIT TIGERS

MEDIA

Saves		
35	Francisco Cordero	1997
31	Mike Kobow	2002
30	Greg Watson	2000
28	Orlando Perdomo	2006
28	Jose Castillo	1998
28	Bob Kazmirski	1996
23	Brett Jensen	2007
19	Four Tied	

Wild Pitches		
19	Todd Weinberg	1995
17	Nathan Newman	2010
16	Brian McGowan	1999
15	Lauren Gagnier	2007
15	Dallas Trahern	2005
15	Jordan Tata	2004
15	Shane Heams	1999
14	Five Tied	

Strikeouts/9 IP*		
11.12	Kevin Ziomek	2014
10.57	Alan Webb	1998
9.89	Duane Below	2007
9.62	Austin Kubitzka	2014
9.46	Calvin Chipperfield	2000
9.05	Alfred Gutierrez	2017
8.97	Scott Baldwin	1994
8.91	Kevin Mlodik	1996
8.80	Carlos Pena	2023
8.65	Elvin Rodriguez	2018

Reliever Points		
115	Francisco Cordero	1997
93	Mike Kobow	2002
90	Greg Watson	2000
82	Jose Castillo	1998
80	Orlando Perdomo	2006
80	Bob Kazmirski	1996
77	Brett Jensen	2007
63	Ian Ostlund	2003
59	Joe Jimenez	2015
59	Mike Steele	2001

Opp. Batting Average*		
.181	Alan Webb	1998
.186	Calvin Chipperfield	2000
.190	Jon Kibler	2008
.201	Kevin Ziomek	2014
.202	Austin Kubitzka	2014
.212	Jon Connolly	2003
.213	Alfred Gutierrez	2017
.213	Derek Manning	1994
.217	Scott Baldwin	1994
.218	Alfredo Figaro	2008

WHIP*		
0.87	Jon Kibler	2008
0.98	Alfred Gutierrez	2017
0.98	Alan Webb	1998
1.00	Jon Connolly	2003
1.02	Craig Johnson	1998
1.05	Derek Manning	1994
1.05	Craig Quintal	1997
1.05	Alfredo Figaro	2008
1.06	Dave Borkowski	1997
1.07	Ross Seaton	2015

Walks/9 IP*		
1.07	Trevor Feeney	2010
1.09	Ross Seaton	2015
1.17	A.J. Ladwig	2015
1.20	Craig Johnson	1998
1.60	Wilsen Palacios	2012
1.63	Burke Badenhop	2006
1.64	Kyle Ryan	2012
1.64	Alfred Gutierrez	2017
1.70	Dave Borkowski	1997
1.78	Craig Quintal	1997

Strikeouts/Walks*		
5.59	Trevor Feeney	2010
5.52	Alfred Gutierrez	2017
5.38	Ross Seaton	2015
5.27	Craig Johnson	1998
4.72	A.J. Ladwig	2015
4.46	Chad Green	2014
4.25	Marcelo Carreno	2012
4.00	Burke Badenhop	2006
3.94	Jon Kibler	2008
3.62	Kyle Ryan	2012

Hits/9 IP*		
5.95	Calvin Chipperfield	2000
6.01	Jon Kibler	2008
6.51	Kevin Ziomek	2014
6.73	Austin Kubitzka	2014
6.81	Jonathon Crawford	2014
6.94	Jon Connolly	2003
7.01	Derek Manning	1994
7.20	Alfred Gutierrez	2017
7.21	Scott Baldwin	1994
7.38	Wilkel Hernandez	2023

*Typical minimum of 105.2 innings pitched to qualify for pitching leaders
 Reliever Points = three points per save+two points per win-two points per loss

Bold indicates 2025 Whitecap

Throwing Up Zeros

The 2017 West Michigan Whitecaps posted a banner year in large part because of their pitching. A staff exposed to constant change throughout the season held the lowest ERA among Midwest League teams at a combined 2.77 — also ranking as the lowest of any full-season team in Minor League Baseball. The year began with the team throwing three consecutive shutouts, and holding opponents scoreless for the first 32 straight innings to begin the season. The 28 shutouts the club recorded during that season smashed the previous record held by the Quad Cities Angels (23) set in 1974. The performances featured a number of pitchers ranked among the Detroit Tigers top prospects at that time, including Matt Manning, Greg Soto, and Kyle Funkhouser, who started on the mound in eight of those 28 shutouts.

Season Records

Most 300 Hitters	2 (1997, 2009)
Most At-Bats	4,817 (2014)
Most Hits	1,316 (2009)
Most Doubles	267 (2009)
Most Home Runs	127 (2025)
Most Consecutive Games With Home Runs	8 (2x... 2004 & 2012)
Most Total Bases	1,864 (2025)
Highest Slugging Percentage	.419 (2025)
Most Bases On Balls	653 (1996)
Most Sacrifice Flies	61 (2009)
Highest Fielding Percentage	.978 (2009, 2023, 2025)
Fewest Errors	100 (2023)
Most Consecutive Errorless Games	7 (2009)
Most Errors	231 (1995)
Most Double Plays	143 (2004)
Most Complete Games	13 (1998)
Most Shutouts	28 (2017)

ALL-TIME HIGHS AND LOWS



Whitecaps

At-Bats, 9-Inning Game	52, 6/13/25 @ LAN
At-Bats, Extra Inning Game	73, 7/11/05 @ CLI
Runs, Game	21, (2x) Most Recent: 6/28/25, @ LC
Runs, Inning	13, (2x) Most Recent: 6/13/25 @ LAN
Hits, Game	26, 6/13/25 @ LAN
Doubles	11, 6/16/17 @ LAN
Triples	3 (16x), Most Recent, 6/29/15 vs. BG
Home Runs at home	6, 8/24/25 vs. LAN
Home Runs on road	6, 6/2/22 @ LC
Extra-Base Hits	14, 9/19/21 @ LAN
Runs Batted In	20, (3x) Most Recent: 6/28/25 @ LC
Stolen Bases	8 (3x), Most Recent, 5/17/07 @ QC
Left On Base	21, 5/16/12 @ GL
Errors	8 (2x), Most Recent, 4/29/08 @ WIS
Strikeouts	24, 4/7b/17 vs. SB
Strikeouts, 9-inn. Game	20, 9/1/12 vs. DAY
Walks	15, 4/6/00 vs. FW
Double Plays	6, 7/14/01 @BEL
Hit By Pitch	6, 5/2/08 vs. QC
Intentional Walks	3, 7/18/09 vs. KC
Consecutive Games with HR	8 (2x), 5/4/04-5/12/04, 6/10/12-6/17/12

Opponents

At-Bats, 9-Inning Game	49, 6/5/09 vs. GL
At-Bats, Extra Inning Game	67, 6/27/96 @ BEL
Runs, Game	19, 9/3/23 @ LAN
Runs, Inning	11, 5/18/96 @ LAN
Hits, Game	21 (2x), 6/21/02 vs. QC, 8/31/10 vs. GL
Doubles	8 (2x), 8/12/03 @ BC, 8/31/10 vs. GL
Triples	4, 7/6/97 @ LAN
Home Runs	4 (9x), Most Recent, 7/27/23 vs. FW
Extra-Base Hits	10, 8/4/17 @ FW
Runs Batted In	19, 9/3/23 @ LAN
Stolen Bases	9, 5/30/01 vs. WIS
Left On Base	23, 7/22/16 vs. PEO
Errors	6 (8x), Most Recent, 4/8/16 @ SB
Strikeouts	20, 7/9/05 @ CLI
Walks	14, 4/24/94 @ CR
Double Plays	6, 4/23/11 vs. LAN
Hit By Pitch	4 (2x), 8/17/03 vs. PEO, 7/11/10 vs. LC
Intentional Walks	3, 5/21/02 vs. CLI

Individual Batting

At-Bats, 9-Inning Game	7 (Several Times)
At-Bats, Extra-Inning Game	9 (5x), Most Recent: Derek Hill, 7/22/16 vs. PEO
Runs	5, Wynton Bernard, 7/25/14 @ CLI
Hits	6, Nick McIntyre, 6/29/05 @ DAY
Extra-Base Hits	4 (6x), Most Recent, Josue Briceño, 5/29/25 @ DAY
Total Bases.....	14 (Josue Briceño, 5/29/25 @ DAY)
Doubles	3 (19x), Most Recent, Austin Murr, 4/20/23 vs. DAY
Triples	2 (17x), Most Recent, Wenceel Perez, 6/10/22 vs. LAN
Home Runs	3, (2x) Most Recent: Josue Briceño, 5/29/25 @ DAY
Consecutive Games w/HR	4 (2x), Antonio McKinney, 4/27/00-4/30/00, Garth McKinney, 5/4/04-5/8/04
Runs Batted In	8, Jeramy Laster, 8/8/07 @ CLI
Consecutive Games w/RBI	7, (2x), Chad Stevenson, 5/16/97-5/29/97, Bryan Pounds, 4/22/09-4/28/09
Longest Hitting Streak, Season	32, Robert Fick, 4/4/97-5/17/97
Stolen Bases	4 (6x), Most Recent, Seth Stephenson, 8/6/25 vs. CR
Strikeouts, 9-Inning Game	5 (6x), Most Recent, Izaac Pacheco, 5/1/24 @ DAY
Strikeouts, Extra Inning Game	5 (5x), Most Recent, Blaise Salter, 4/7b/17 vs. SB
Walks	5, Derek Mitchell, 6/23/97 vs. QC
Hit By Pitch	4, Casper Wells, 5/2/08 vs. QC

Bold indicates record broken or tied in 2025

2025 WHITECAPS

SEASON REVIEW

OPPONENTS

HISTORY

RECORDS

DETROIT TIGERS

MEDIA



ALL-TIME HIGHS AND LOWS

Individual Pitching

Innings Pitched, Starter.....	10, Craig Quintal, 8/22/97 vs. BEL
Innings Pitched, Reliever.....	8.0 (2x), Michael Howell, 8/21/03 vs. FW, Matt Hoffman, 5/1/09 @ CED
Hits.....	14 (3x), Most Recent, Brian Rogers, 8/30/04 vs. LAN
Runs.....	11, Shane Loux, 5/18/99 @ MI
Earned Runs.....	10 (5x), Most Recent, Endrys Briceno, 8/16/13 vs. LAN
Strikeouts.....	15, Alan Webb 8/26/98 @ BEL
Walks.....	8 (3x), Most Recent, Dayle Campbell, 8/8/01 @ WIS
Wild Pitches.....	5, Luke French, 8/28/05 @ PEO
Balks.....	3, Jason Moates, 7/3/02 vs. BEL
Hit Batsmen.....	4, Jason Moates, 7/8/02 @ KC
Home Runs Allowed.....	4, Alfred Gutierrez, 5/30/17, @ GL
Fewest Hits Allowed, 9-inn. Complete Game.....	0 (2x), Most Recent, Tommy Marx, 6/10/00 vs. KC
Consecutive Scoreless Innings, Starter.....	31.1, Greg Romo, 5/10/98-5/31/98
Consecutive Scoreless Innings, Reliever.....	30.1, John Schreiber, 6/11/17-8/10/17
Consecutive Innings w/o allowing an ER, Starter.....	31.1, Greg Romo, 5/10/98-5/31/98
Consecutive Innings w/o allowing an ER, Reliever.....	40.1, John Schreiber, 6/11/17-9/3/17
Consecutive Scoreless Relief Appearances.....	22, Ian Ostlund, 5/6/03-7/13/03
Consecutive Saves Converted.....	22 (2x), Jose Castillo, 5/23/98 - 9/7/98 & Greg Watson, 5/13/00-7/23/00
Consecutive Quality Starts.....	13, Jordan Tata, 6/26/04-9/1/04
Longest Winning Streak.....	12, Jon Connolly, 4/11/03-6/21/03
Longest Losing Streak.....	10, Jade Todd, 8/25/09-7/20/11

Team Miscellaneous

Most Games Above .500 in a half.....	29 (46-17), 6/15/97
Most Games Under .500 in a half.....	27 (21-48), 6/16/19
Longest Winning Streak.....	12 (2x), 7/14/99-7/25/99, 8/5/10-8/16/10
Longest Losing Streak.....	12, 4/21/11-5/1/11
Longest Home Winning Streak.....	10 (3x), Most Recent: 4/4/25-5/6/25
Longest Road Winning Streak.....	11, 7/28/10-8/21/10
Longest Home Losing Streak.....	8, 4/25/99-5/11/99
Longest Road Losing Streak.....	9, 7/22/94-7/30/94
Longest Game, Innings.....	18, 5/5/14 vs. LC
Longest Game, Time.....	6:02, 7/22/16 vs. PEO
Longest 9-Inning Game.....	4:12, 7/8/21 @ DAY
Shortest Game, Time.....	1:07, 8/7/22 (5 Inn.) @ LAN
Shortest 9-Inning Game.....	1:36, 6/24/04 @ BUR
Largest Margin of Victory.....	19, (20-1) 7/4/22 @ DAY
Largest Margin of Defeat.....	16, (17-1) 5/12/14 @ GL
Largest Deficit Overcome.....	8, 5/10/09 vs. CLI
Largest Lead Surrendered.....	8 (3x), 4/9/94 @ SB, 6/2/97 vs. FW, 6/22/97 @ BUR
Fewest Hits, Game.....	0 (8x), Most Recent, 6/21b/19 @ LC
Fewest Hits Allowed, Game.....	0 (5x), Most Recent, 7/15/21 vs. FW
Grand Slams, Season.....	8 (2025)
Inside the Park HR, Season.....	2, 2015 - Joey Pankake, 5/14/15 vs. BG & A.J. Simcox, 8/29/15 vs. LAN
Back-to-Back HR, Season.....	5, 2025; Most Recent, Austin Murr & Peyton Graham, 6/27/25 @ LC
HR in an Inning.....	3 (4x), Most Recent, 8th, 7/18/13 @ BUR
Game-ending HR, Season.....	3 (2x), 1995 & 2012
Game-ending Hits, Season.....	8 (2x), 2002 & 2013
Hit for the Cycle, Season.....	2, Mike Hernandez, 6/8/06 @ FW, 7/25/06 vs. PEO

Attendance

Largest Home Crowd.....	12,171, 7/30/05 vs. SWM
Smallest Home Crowd.....	940, 4/11/11 vs. GL
10,000+ crowds.....	50, Most Recent, 10,018, 7/11/15 vs. BG
Largest Road Crowd.....	14,124, 8/9/00 @ KC
Smallest Road Crowd.....	134, 4/21/94 @ SPR
Largest Home Attendance, Four-Game Series.....	40,643, 8/24/00 - 8/27/00 vs. WIS
Largest Road Attendance, Four-Game Series.....	42,326, 8/19/00 - 8/22/00 @ KC
Largest Home Attendance, Three-Game Series.....	27,295, 6/11/97 - 6/13/97 vs. LAN
Largest Road Attendance, Three-Game Series.....	26,784, 8/1/08-8/3/08 @ KC
Largest Home Attendance, Two-Game Series.....	19,617, 7/11/97-7/12/97 vs. SB
Largest Road Attendance, Two-Game Series.....	19,330, 5/18/96 - 5/19/96 @ LAN

Bold indicates record broken or tied in 2025

2025 WHITECAPS

SEASON REVIEW

OPPONENTS

HISTORY

RECORDS

DETROIT TIGERS

MEDIA

BATTING/PITCHING YEAR-BY-YEAR



Batting

YEAR	AVG.	G	AB	R	H	2B	3B	HR	RBI	BB	SO	SB	CS	SLG.	OBP.
1994	.248	139	4,508	637	1,116	245	35	78	558	596	1,023	191	112	.369	.342
1995	.232	136	4,304	650	1,000	192	24	57	533	606	996	226	96	.328	.335
1996	.249	138	4,559	639	1,133	199	29	71	551	653	920	117	67	.352	.346
1997	.273	131	4,505	698	1,229	249	42	86	619	455	980	168	67	.404	.345
1998	.251	140	4,705	660	1,182	250	40	55	572	445	1,078	188	63	.356	.322
1999	.253	140	4,688	696	1,186	260	43	73	627	521	1,091	197	73	.374	.333
2000	.253	140	4,592	685	1,160	179	32	57	584	545	1,073	175	50	.343	.340
2001	.250	138	4,610	616	1,152	204	37	60	524	506	1,009	205	78	.349	.332
2002	.249	140	4,677	634	1,165	216	51	48	573	541	1,067	148	54	.348	.332
2003	.243	140	4,527	570	1,100	188	50	65	495	496	965	119	63	.350	.323
2004	.254	139	4,715	619	1,198	223	43	94	551	372	1,190	117	64	.379	.319
2005	.251	140	4,772	600	1,200	240	32	65	527	419	1,108	111	59	.356	.319
2006	.254	137	4,666	620	1,186	222	48	81	575	508	1,066	123	52	.374	.331
2007	.268	140	4,726	648	1,268	243	43	74	590	437	893	181	70	.385	.335
2008	.257	137	4,610	581	1,187	198	36	66	522	444	928	162	64	.359	.328
2009	.274	140	4,804	693	1,316	267	45	63	631	441	1,001	129	66	.388	.345
2010	.262	139	4,718	609	1,235	243	41	53	540	444	1,049	81	44	.364	.333
2011	.255	139	4,619	550	1,176	207	19	77	497	391	1,044	82	35	.358	.318
2012	.249	140	4,768	610	1,187	256	35	81	554	459	946	92	43	.368	.320
2013	.253	139	4,620	591	1,169	227	35	90	551	456	1,093	113	56	.376	.326
2014	.257	140	4,817	574	1,237	210	36	57	500	403	970	116	67	.351	.319
2015	.256	139	4,610	569	1,181	201	46	48	495	412	986	129	41	.351	.322
2016	.266	137	4,655	576	1,236	206	48	25	500	353	937	172	54	.347	.320
2017	.264	136	4,613	637	1,218	243	36	61	575	451	988	102	48	.372	.334
2018	.237	139	4,464	525	1,060	212	47	53	477	447	1,167	117	63	.342	.312
2019	.239	139	4,512	551	1,078	189	25	65	475	439	1,197	109	60	.335	.312
2020	-	-	-	-	-	-	-	-	-	-	-	-	-	-	-
2021	.235	120	3,854	571	907	209	36	95	516	441	1,151	90	46	.382	.320
2022	.248	131	4,265	663	1,059	218	35	101	595	585	1,034	105	45	.387	.348
2023	.252	130	4,305	606	1,083	225	29	109	550	503	1,092	70	26	.393	.339
2024	.232	131	4,259	565	990	201	22	90	511	444	1,095	158	36	.353	.317
2025	.264	131	4,449	760	1,175	244	32	127	713	593	1,171	167	35	.419	.361
TOT.		4,245	141,496	19,203	35,769	6,866	1,152	2,225	17,081	14,806	32,308	4,260	1,787		
AVG.	.253	137	4,564	620	1,154	222	37	72	551	478	1,042	137	58	.365	.330

Pitching

YEAR	W-L	ERA	G	CG	SHO	SV	IP	H	R	ER	HR	HB	BB	SO	WP	BK
1994	74-65	3.42	139	3	8	36	1,220.0	1,103	577	464	61	57	483	971	61	42
1995	67-69	3.95	136	1	9	36	1,174.2	1,146	664	515	62	81	550	893	83	26
1996	77-61	3.42	138	0	9	45	1,219.0	1,121	561	463	62	43	495	1,090	52	24
1997	92-39	2.67	131	11	13	47	1,169.1	984	456	347	57	53	386	916	79	15
1998	83-57	3.01	140	13	14	36	1,235.2	1,056	511	413	75	61	359	1,177	58	11
1999	68-72	4.04	140	10	9	30	1,219.2	1,170	682	548	80	65	570	1,033	111	23
2000	88-52	2.98	140	9	19	40	1,218.2	1,023	502	404	69	70	536	975	50	5
2001	65-72	3.72	138	3	15	34	1,214.2	1,121	609	502	69	76	545	1,054	109	22
2002	83-57	3.43	140	5	8	39	1,248.0	1,172	571	475	56	72	547	1,010	107	19
2003	67-73	3.54	140	7	12	35	1,201.0	1,146	583	473	52	68	472	933	80	9
2004	69-70	3.52	139	5	10	36	1,231.2	1,189	565	482	68	81	413	964	95	6
2005	73-67	3.63	140	5	8	37	1,258.1	1,182	604	507	76	63	414	942	94	7
2006	89-48	2.96	137	6	15	49	1,235.2	1,115	492	407	64	59	325	962	70	3
2007	83-57	3.31	140	3	7	42	1,237.0	1,166	535	455	76	48	359	1,081	75	7
2008	72-65	3.29	137	7	10	24	1,208.1	1,072	544	442	63	56	459	1,005	110	22
2009	81-59	3.61	140	2	15	38	1,245.1	1,134	560	500	61	56	418	1,061	62	8
2010	62-77	4.05	139	4	9	29	1,216.2	1,261	625	548	74	60	484	974	99	9
2011	70-69	3.68	139	4	8	43	1,214.0	1,140	574	497	73	67	442	1,054	107	15
2012	72-68	3.53	140	2	10	36	1,263.0	1,224	576	496	67	48	377	1,007	73	7
2013	69-70	3.62	139	1	10	40	1,214.1	1,169	605	489	61	50	448	976	93	19
2014	82-58	3.05	140	0	10	49	1,278.2	1,143	513	434	59	56	389	1,207	78	4
2015	75-64	3.48	139	2	8	43	1,219.0	1,197	544	472	56	65	371	1,020	72	10
2016	71-65	3.49	137	3	8	42	1,217.0	1,214	538	472	60	66	369	1,050	92	9
2017	91-45	2.77	136	3	28	47	1,221.1	1,013	438	376	72	57	358	1,260	60	5
2018	69-70	3.46	139	2	9	38	1,194.1	1,143	562	459	78	77	428	1,140	84	8
2019	49-90	4.27	139	0	7	29	1,182.1	1,166	661	561	76	73	481	1,100	111	7
2020	-	-	-	-	-	-	-	-	-	-	-	-	-	-	-	-
2021	58-62	4.09	120	1	8	28	1,024.0	944	546	465	92	89	399	1,086	80	10
2022	72-59	4.07	131	1	13	34	1,139.1	1,021	590	515	112	103	477	1,167	85	9
2023	68-62	3.91	130	1	15	36	1,126.1	1,057	561	489	99	74	396	1,101	82	23
2024	68-63	3.57	131	0	13	30	1,141.1	958	528	453	86	72	444	1,095	83	16
2025	92-39	3.17	131	0	12	32	1,159.1	916	466	408	98	80	446	1,128	69	8
TOT.	2,299-1,944		4,245	114	349	1,160	37,342.2	34,466	17,343	14,531	2,214	2,046	13,640	32,432	2,564	408
AVG.	74-63	3.50	137	4	11	37	1,204.2	1,111	560	469	71	66	440	1,046	83	13

2025 WHITESAPS

SEASON REVIEW

OPPONENTS

HISTORY

RECORDS

DETROIT TIGERS

MEDIA



BATTING LEADERS YEAR-BY-YEAR

Batting Leaders

Year	Batting Average	Home Runs	Runs Batted In	Stolen Bases
1994	M. Moore, .274	W. Morales, 13	D. Cromer, 58	J. McDonald, 52
1995	B. Grieve, .261	A. Miranda, 8	E. Brown, 67	J. Castro, 51
1996	D. Walker, .277	R. Hernandez, 12	D. Filcher, 82	M. Encarnacion, 23
1997	R. Fick, .341	R.Fick/J. Landry, 16	R. Fick, 90	S. Sollmann, 40
1998	A. Zapata, .298	A. Zapata, 11	A. Bunkley, 91	P. Santana, 64
1999	R. Gomez, .303	E. Munson, 14	R. Gomez, 81	R. Gomez, 66
2000	A. McKinney, .278	N. Jenkins, 13	C. Ross, 68	C. Richardson, 41
2001	R. Merrill, .317	F. Johnson, 15	M. Walker, 65	N. Logan, 67
2002	J. Tejada, .300	J. Tejada, 11	J. Tejada, 106	J. Francia, 53
2003	M. Rabelo, .274	B. Clevlen, 12	B. Clevlen/V. Mendez, 63	J. Francia, 31
2004	J. Francia, .320	K. Hunt, 21	K. Hunt, 102	J. Francia, 37
2005	N. McIntyre, .303	W. Ramirez, 16	J. Frazier, 81	W. Ramirez, 21
2006	C. Maybin, .304	M. Holliman, 15	M. Joyce, 86	C. Maybin, 27
2007	J. Skelton, .309	J. Laster/R. Strieby, 16	B. Boesch, 86	G. Hernandez, 54
2008	J. Henry, .295	K. Kaiser, 11	K. Kaiser, 51	K. Peter, 42
2009	G. Nunez, .315	B. Nowlin, 13	B. Nowlin, 77	G. Nunez, 45
2010	W. Gaynor, .286	W. Gaynor, 10	W. Gaynor, 80	A. Garcia, 20
2011	N. Castellanos, .312	J. Robbins, 16	N. Castellanos, 76	D. Machado, 25
2012	E. Suarez, .288	D. Green/S. Moya/A. Westlake, 9	A. Westlake, 69	B. Loy/E. Suarez/C. Wright, 21
2013	D. Vasquez, .283	L. Durham, 17	J. Holm, 74	J. Holm, 16
2014	W. Bernard, .323	J. Holm, 11	R. Rhymes, 71	W. Bernard, 45
2015	M. Gerber, .292	M. Gerber, 13	M. Gerber, 76	R. Kivett, 28
2016	W. Maddox, .339	C. Gibson, 6	W. Allen, 73	D. Hill, 35
2017	D. Pinero, .289	C. Sedio, 11	A. Pereira, 64	D. Woodrow, 31
2018	B. Policelli, .248	D. Rosa, 11	R. Rivera, 62	B. Policelli, 19
2019	U. Bojarski, .271	U. Bojarski, 10	U. Bojarski, 10	W. Perez, 21
2020	-	-	-	-
2021	D. Cabrera, .242	R. Rivera, 21	D. Cabrera, 64	E. De La Rosa, 22
2022	J. Crouch, .290	J. Holton, 13	J. Holton, 69	B. Packard, 24
2023	E. Alfonzo, B. Allen, .264	B. Allen, 15	R. Campos, 53	A. Murr, 9
2024	R. Campos, .272	L. Gold, 14	M. Anderson, 73	S. Stephenson, 60
2025	J. Peck, .307	I. Pacheco, 17	I. Pacheco, 68	S. Stephenson, 42

Year	Hits	Runs	Walks	Strikeouts
1994	V. Francisco, 112	J. McDonald, 67	J. McDonald, 81	J. Dilone, 110
1995	E. Brown, 115	J. Castro, 76	J. Castro, 76	R. DeBoer, 110
1996	D. Walker, 132	D. Walker, 97	D. Walker, 112	M. Encarnacion, 131
1997	R. Fick, 158	R.Fick, 100	R. Fick, 75	C. Wakeland, 120
1998	A. Bunkley, 146	P. Santana, 79	A. Steele, 62	A. Steele, 137
1999	R. Gomez, 145	R. Gomez, 89	A. Torres, 92	R. Gomez, 122
2000	C. Richardson, 120	C. Richardson, 80	C. Richardson, 94	N. Jenkins, 151
2001	N. Logan, 137	N. Logan, 82	R. Neill, 71	N. Logan, 129
2002	J. Tejada, 157	J. Tejada, 94	J. Knoedler, 68	J. Knoedler, 145
2003	B. Clevlen, 125	B. Clevlen, 67	B. Clevlen, 72	B. Clevlen, 111
2004	K. Hunt, 150	J. Francia, 73	V. Blue, 49	G. McKinney, 175
2005	J. Frazier, 154	J. Frazier, 79	L. Sabino, 70	W. Ramirez, 143
2006	W. Rhymes, 132	W. Rhymes, 80	M. Holliman, 77	M. Holliman, 124
2007	G. Hernandez, 141	G. Hernandez, 84	S. Sizemore, 73	J. Laster, 141
2008	J. Henry, 140	J. Henry, 74	R. Bourquin, 66	K. Kaiser, 114
2009	G. Nunez, 146	B. Wyatt, 87	B. Wyatt, 67	J. Lennerton, 127
2010	W. Gaynor, 147	W. Gaynor, 91	J. Johnson, 98	A. Garcia, 113
2011	N. Castellanos, 158	H. Perez, 69	D. Machado, 46	J. Robbins, 158
2012	E. Suarez, 147	E. Suarez, 82	E. Suarez, 65	B. Loy, 119
2013	J. Holm, 124	L. Durham, 59	L. Durham, 60	L. Durham, 136
2014	W. Bernard, 164	W. Bernard, 91	W. Bernard, 56	W. Adames, 126
2015	M. Gerber, 150	R. Kivett, 75	W. Kengor, 54	Z. Shepherd, 117
2016	W. Maddox, 173	D. Hill, 66	W. Allen, 52	J. Azocar, 119
2017	C. Bauml, 131	D. Woodrow, 73	D. Pinero, 57	C. Bauml, 98
2018	C. Bortles, 100	D. Rosa, 53	J. Pearce, 65	D. Rosa, 129
2019	W. Perez, 107	W. Perez, 29	S. McMillan/P. Meadows, 47	P. Meadows, 113
2020	-	-	-	-
2021	D. Cabrera, 92	D. Cabrera, 54	P. Meadows, 37	R. Rivera, 135
2022	J. Holton, 100	J. Holton, 67	T. Cruz, 76	B. Malgeri, 116
2023	E. Alfonzo, 94	B. Allen, 55	J. Jung, 56	I. Pacheco, 160
2024	M. Anderson, 131	S. Stephenson, 69	R. Campos, 41	L. Gold, 128
2025	J. Peck, 115	J. Peck, 78	I. Pacheco, 74	I. Pacheco, 123

Bold indicates led League

2025 WHITECAPS

SEASON REVIEW

OPPONENTS

HISTORY

RECORDS

DETROIT TIGERS

MEDIA

PITCHING LEADERS YEAR-BY-YEAR



Pitching Leaders

Year	Wins	ERA	Innings Pitched	Strikeouts
1994	T. Kubinski, 14	D. Manning, 2.28	T. Kubinski, 158.2	T. Kubinski, 126
1995	J. Perez, 11	B. King, 3.34	B. King, 148.1	J. Perez, 117
1996	T. Abbott, 11	K. Mlodik, 2.77	S. Rivette, 153.1	S. Rivette, 142
1997	D. Borkowski/C. Bruner, 15	C. Quintal, 1.96	C. Bruner, 166.1	C. Bruner, 135
1998	C. Johnson, 14	C. Johnson, 2.79	A. Webb, 172.0	A. Webb 202
1999	S. Buller, 10	B. Sismondo, 3.67	N. Cornejo, 174.2	B. Sismondo, 135
2000	A. Van Hekken, 16	C. Chipperfield, 2.13	A. Van Hekken 158.0	C. Chipperfield, 151
2001	P. Arias, 9	L. Rodney, 3.87	L. Rodney, 158.0	L. Rodney, 149
2002	C. Petty, 15	K. McDowell, 2.60	K. McDowell, 166.1	M. Coenen, 141
2003	J. Connolly, 16	J. Connolly, 1.41	J. Connolly, 166.0	J. Zumaya, 126
2004	V. Vasquez, 14	J. Tata, 3.35	V. Vasquez, 168.1	V. Vasquez/B. Rogers, 120
2005	J. Jurrjens, 12	J. Jurrjens, 3.41	D. Trahern, 156.0	J. Jurrjens, 108
2006	B. Badenhop, 14	B. Badenhop, 2.84	E. Averill, 171.1	B. Badenhop, 124
2007	D. Below, 13	D. Below, 2.97	J. Nickerson, 150.2	D. Below, 160
2008	J. Kibler, 14	J. Kibler, 1.75	J. Kibler, 154.1	J. Kibler, 126
2009	C. Crosby, 10	L. Putkonen, 3.13	L. Putkonen, 149.1	B. Villarreal, 118
2010	T. Feeney, 12	T. Feeney, 3.46	T. Feeney, 184.2	T. Feeney, 123
2011	K. Eichhorn, 11	K. Ryan, 3.15	K. Eichhorn, 152.0	M. Carreno, 115
2012	W. Palacios, 12	T. Collier, 2.74	K. Ryan, 158.2	M. Carreno, 119
2013	J. John, 9	E. Briceno, 4.47	E. De La Rosa, 120.1	Ja. Thompson, 91
2014	Ziomek/Kubitza/Farmer, 10	K. Ziomek, 2.27	A. Kubitza, 131.0	K. Ziomek, 152
2015	A.J. Ladwig, 12	S. Turnbull, 3.01	A.J. Ladwig, 138.0	S. Turnbull, 106
2016	K. Dowdy, 10	S. Baez, 3.89	S. Baez, 113.1	S. Baez, 88
2017	Castro/Gutierrez/Soto, 10	E. Idrogo, 3.01	E. Idrogo, 134.2	A. Gutierrez, 127
2018	C. Schmidt, 9	E. Rodriguez, 3.34	J. Rodriguez, 124.0	E. Rodriguez, 109
2019	W. Hernandez, 9	W. Hernandez, 3.73	W. Hernandez, 101.1	S. De La Cruz, 102
2020	-	-	-	-
2021	Brieske/Shepherd, 6	B. White, 4.17	B. White, 101.1	B. White, 107
2022	C. Guzman, 9	C. Guzman, 4.16	C. Guzman, 106	K. Montero, 101
2023	C. Pena, 5	C. Pena, 3.11	C. Pena, 110	C. Pena, 107
2024	Kohlhepp/C/ Perez, 7	C. Marcano, 3.86	C. Marcano, 112	J. Hamm, 122
2025	Fields/Lequerica, 8	J. Miller, 2.95*	J. Miller, 105	A. Sears, 94

Year	Games	Hits Allowed	Earned Runs	Walks
1994	Z. Sawyer, 40	T. Kubinski, 168	T. Kubinski, 64	S. Baldwin, 62
1995	J. Rajotte, 44	B. King, 152	B. Hause, 59	A. Smith, 72
1996	B. Kazmirski, 51	S. Rivette, 145	S. Rivette, 60	J. Moreno, 69
1997	F. Cordero, 50	D. Borkowski, 143	D. Borkowski, 63	G. Romo, 61
1998	R. Viergas, 52	S. Loux, 184	S. Loux, 81	A. Webb, 58
1999	S. Heams, 51	N. Cornejo, 173	N. Cornejo, 72	N. Cornejo, 67
2000	G. Watson, 62	A. Van Hekken, 139	A. Van Hekken, 43	C. Chipperfield, 65
2001	J. Detillion, 48	L. Rodney, 149	M. Woodyard, 72	L. Rodney, 70
2002	J. Birtwell, 58	C. Petty, 155	J. Moates, 63	C. Petty, 77
2003	J. Figueroa/J. Gerk, 55	J. Connolly, 128	H. Sanchez, 57	H. Sanchez, 78
2004	E. De la Cruz, 54	C. Steinborn, 173	B. Rogers, 72	C. Steinborn, 68
2005	A. Toney, 59	D. Trahern, 158	A. Kown, 73	A. Kown, 52
2006	O. Perdomo, 48	E. Averill, 171	E. Averill, 71	S. Vasquez, 49
2007	B. Jensen, 56	J. Nickerson, 156	L. Gagnier, 73	L. Gagnier, 60
2008	W. Garcia/N. Krol, 47	E. Miguelez, 125	E. Miguelez, 60	E. Miguelez, 55
2009	T. Stohr, 52	L. Putkonen, 148	B. Hamilton, 78	B. Hamilton, 61
2010	K. Faulk, 49	T. Feeney, 216	T. Feeney, 71	L. Sanz, 43
2011	M. Torrealba, 43	K. Eichhorn, 148	J. Carreno, 63	M. Carreno, 41
2012	M. Torrealba, 46	K. Ryan, 176	K. Ryan, 66	R. Lebron, 39
2013	A. Nesbitt, 52	E. De La Rosa, 140	E. De La Rosa, 75	E. Briceno, 51
2014	J. Felix, 44	J. Maciel, 138	J. Maciel, 58	K. Ziomek, 53
2015	J. Belisario, 41	A.J. Ladwig, 153	A.J. Ladwig/R. Seaton, 55	S. Turnbull, 52
2016	T. Boardman, 38	S. Baez, 125	F. Perez, 52	F. Perez, 37
2017	T. Szkutnik, 34	E. Idrogo, 131	E. Idrogo, 45	G. Soto, 54
2018	C. Schmidt, 33	J. Rodriguez, 133	J. Rodriguez, 60	B. Bass, 43
2019	A. Reyes, 46	A. Wolf, 105	G. Arriera, 60	G. Arriera, 43
2020	-	-	-	-
2021	J. Tobey, 45	B. White, 103	B. White, 47	Z. Hess, 34
2022	A. Magno, 47	K. Montero, 100	K. Montero, 52	K. Montero, 37
2023	G. Sequeira, 45	G. Burhenh, 98	W. Moreno, 43	C. Pena, 38
2024	T. Kohlhepp, 46	C. Marcano, 122	C. Marcano, 48	M. Merrill, 38
2025	C. Lequerica, 43	J. Miller, 100	R. Castillo, 58	R. Castillo, 46

Bold indicates led League

2025 WHITESAPS

SEASON REVIEW

OPPONENTS

HISTORY

RECORDS

DETROIT TIGERS

MEDIA



MISCELLANEOUS

Opening Day Records

Overall Record	22-10
Home Openers	12-2
Largest Margin of Victory	WM 15, SB 2 - April 3, 2008
Largest Margin of Defeat	FW 8, WM 0 - May 4, 2021
Earliest Opening Day	2x, last: WM 5, DAY 4 - April 3, 2014
Latest Home Opener	GL 9, WM 1 - May 11, 2021
Most Runs Scored	WM 15, SB 2 - April 3, 2008
Fewest Runs Scored	WM 1, FW 0 - April 6, 2023
Last Opening Day	WM 7, DAY 0 - April 4, 2025
Last Home Opener	WM 7, DAY 0 - April 4, 2025
Home Openers Postponed	4 (2015, 2017, 2020, 2024)

Consecutive Victories

No.	Dates	Opponents
12	August 5-16, 2010	Great Lakes (2), Dayton (4), Bowling Green (3), South Bend (3)
12	July 14-25, 1999	South Bend (2), Peoria (4), Beloit (2), Burlington (4)
10	June 14-June 27, 2017	Bowling Green (2), Lansing (6), Dayton (2)
10	May 24-June 3, 2016	Bowling Green (2), Dayton (4), Great Lakes (3), South Bend (1)
9	May 24b-June 3, 2025	Great Lakes (2), Dayton (6), Lake County (1)
9	June 3-July 12, 2011	Cedar Rapids (3), Peoria (3), Burlington (3)
9	August 1-11, 1998	Rockford (2), Michigan (3), Cedar Rapids (4)
9	April 26-May 6, 1997	South Bend (2), Clinton (3), Cedar Rapids (4)

Consecutive Losses

No.	Dates	Opponents
12	April 21-May 1, 2011	Lansing (4), Dayton (3), Lansing (4), Fort Wayne (1)
9	June 4-12, 2019	Dayton (3), Bowling Green (4), Dayton (2)
9	July 22-30, 1994	Appleton (3), Kane County (2), Rockford (4)
7	Multiple Times	Last: April 23-May 1, 2022 - Dayton (2), Great Lakes (5)

Consecutive Victories Starting A Half

No.	Dates	Opponents
6	June 22-27, 2017	Lansing (4), Dayton (2)
6	April 5-10, 2001	Lansing (4), South Bend (2)
5	June 20-25, 2025	Wisconsin (3), Lake County (2)
5	April 3-7, 2008	South Bend (4), Great Lakes (1)
5	June 21-25, 2007	Dayton (4), Lansing (1)
4	June 21-25, 2024	Dayton (3), Lansing (1)
4	June 22-25, 2006	Burlington (4)
3	Last: April 6-8, 2023	Fort Wayne (3)

Consecutive Losses Starting A Half

No.	Dates	Opponents
5	June 25-29, 2010	Lake County (3), South Bend (2)
4	June 21-23, 2019	Lake County (4)
4	April 3-10, 2003	Battle Creek (1), Dayton (2), Battle Creek (1)
4	June 23-26, 2016	Lansing (4)
3	April 5-9, 2007	Dayton (2), Lansing (1)
3	June 23-25, 2005	Lansing (3)
3	June 19-21, 2003	South Bend (3)
3	June 20-22, 2002	Quad City (3)
3	June 25-27, 1998	Burlington (3)

Season Sweeps (Multiple Series')

Record	Year	Opponent	Record	Year	Opponent
8-0	2006	Clinton	0-8	2004	Kane County
8-0	2000	Burlington			
7-0	1997	Clinton			

Bold indicates 2025 season

2025 WHITECAPS

SEASON REVIEW

OPPONENTS

HISTORY

RECORDS

DETROIT TIGERS

MEDIA



Best Homestands

Pct.	W-L	Dates	Opponents
1.000	6-0	Three Times in 2025	South Bend, Cedar Rapids, Lansing
1.000	6-0	May 25-30, 2021	Lake County
1.000	6-0	June 4-9, 2014	Great Lakes, South Bend
.875	7-1	Four Times	

Best Road Trips

Pct.	W-L	Dates	Opponents
1.000	6-0	May 27-June 1, 2025	Dayton
1.000	7-0	August 7-13, 2010	Dayton, Bowling Green
1.000	5-0	June 17-25, 2006	Fort Wayne, Burlington
.900	9-1	August 18-27, 2002	Lansing, Clinton, South Bend

Longest Road Trips

Games	Dates	Opponents	Record
12	April 22-May 4, 2025	Dayton (6), Wisconsin (6)	6-6
12	May 14-26, 2024	Peoria (6), Lake County (6)	7-5
12	August 22-Sept. 3, 2023	Peoria (6), Lansing (6)	5-7
12	April 25-May 7, 2023	Cedar Rapids (6), Beloit (6)	7-5
12	August 2-14, 2022	Lansing (6), Beloit (6)	5-7
12	June 14-26, 2022	Peoria (6), Cedar Rapids (6)	7-5
12	June 30-July 11, 2021	Peoria (6), Dayton (6)	5-7

Longest Homestands

Games	Dates	Opponents	Record
13	July 13-25, 2021	Fort Wayne (7), Lansing (6)	6-7
13	July 5-20, 2007	Fort Wayne (2), Great Lakes (3), Beloit (4), Kane County (4)	8-5
12	July 29-August 10, 2025	Dayton (6), Cedar Rapids (6)	10-2
12	June 20-July 2	Great Lakes (6), Dayton (6)	5-7

Longest Games (Regular Season)

Innings	Date	Opponent	Score
18	May 5, 2014	vs. Lake County	W 4-3
17	July 11, 2005	@ Clinton	W, 7-6
17	June 27, 1996	@ Beloit	W, 5-4
16	April 7, 2017	vs. South Bend	W, 1-0
16	August 17, 2016	@ Lake County	L, 5-6
16	May 16, 2012	@ Great Lakes	L, 5-6
16	June 24, 2006	@ Burlington	W, 5-1
16	May 10, 2006	vs. Beloit	L, 0-2
16	July 9, 2005	@ Clinton	L, 5-6

Lopsided Shutouts

Victories

Losses

Score	Date	Opponent	Score	Date	Opponent
16-0	August 24, 2025	Lansing	15-0	May 26, 2014	Bowling Green
14-0	June 5, 2000	Burlington	11-0	June 5, 2021	Great Lakes
14-0	August 12, 1996	South Bend	11-0	May 26, 2018	South Bend
12-0	April 18, 2024	Great Lakes	11-0	July 6, 2011	Lansing
12-0	April 22, 1995	Quad City	10-0	May 18, 2023	Great Lakes
11-0	3 Times ('04, '15, '23)	Lake County	10-0	July 11, 2012	Clinton

There have been 108 1-0 games in Whitecaps history. West Michigan is 57-51 in those contests. Overall, there have been 588 games when the losing team failed to score a run. The 'Caps are 333-255 in those contests.

Most Runs Per Game, One Team

Victories

Losses

Score	Date	Opponent	Score	Date	Opponent
21-4	June 28, 2025	Lake County	19-9	September 3, 2023	Lansing
21-10	August 8, 2010	Dayton	18-7	September 7, 2021	Great Lakes
20-1	July 4, 2022	Dayton	18-3	August 12, 2003	Battle Creek
20-6	June 13, 2025	Lansing	18-5	May 10, 2001	Dayton
20-11	July 5, 2009	Dayton	18-6	May 18, 1996	Lansing
20-6	May 5, 1995	Clinton	18-5	June 16, 1995	Burlington
19-4	September 19, 2021	Lansing	17-1	May 12, 2014	Great Lakes
19-1	June 1, 2014	Fort Wayne	16	Multiple Times	

2025 WHITCAPS

SEASON REVIEW

OPPONENTS

HISTORY

RECORDS

DETROIT TIGERS

MEDIA



WHITECAPS VS. LEAGUE

All-Time Record vs. League Opponents

2025 WHITECAPS
SEASON REVIEW

TEAM	OVERALL			HOME			ROAD		
	W	L	PCT.	W	L	PCT.	W	L	PCT.
Beloit	94	78	.547	52	38	.578	42	40	.512
Bowling Green	61	77	.442	36	33	.522	25	44	.362
Burlington	96	56	.632	55	22	.714	41	34	.547
Cedar Rapids	95	76	.556	48	35	.578	47	41	.534
Clinton	91	60	.600	48	28	.632	43	32	.573
Dayton	245	179	.578	125	81	.607	120	98	.551
Fort Wayne	283	238	.543	164	109	.601	119	129	.480
Great Lakes	170	148	.535	91	82	.526	81	66	.551
Kane County	79	78	.503	44	36	.550	35	42	.455
Lake County	145	131	.525	71	59	.546	76	72	.520
Lansing	259	233	.526	138	113	.550	119	122	.494
Madison	6	2	.750	3	1	.750	3	1	.750
Peoria	109	79	.580	52	29	.642	57	50	.533
Quad Cities	76	77	.497	41	41	.500	35	36	.493
Rockford	24	30	.444	15	11	.577	9	19	.321
South Bend	250	202	.553	126	104	.549	124	98	.559
SW Michigan	100	91	.524	51	41	.554	49	50	.495
Springfield	9	6	.600	4	3	.571	5	3	.625
Wisconsin	101	99	.505	56	45	.555	45	54	.455

All-Time Record By State

OPPONENTS

STATE	OVERALL			HOME			ROAD		
	W	L	PCT.	W	L	PCT.	W	L	PCT.
Illinois	221	193	.534	120	80	.600	101	113	.472
Indiana	533	440	.548	290	213	.577	243	227	.517
Iowa	358	269	.571	192	126	.604	166	143	.537
Kentucky	61	77	.442	36	33	.522	25	44	.362
Ohio	392	311	.558	196	140	.583	196	170	.536
Michigan	531	474	.528	280	236	.543	251	238	.513
Wisconsin	205	182	.530	111	84	.569	94	98	.490

League Prospect Of The Year

HISTORY

- | | |
|---|---|
| 1976 - Clint Hurdle, Waterloo | 2001 - Adrian Gonzalez, Kane County |
| 1977 - Paul Molitor, Burlington | 2002 - Joe Mauer, Quad City |
| 1978 - Bill Foley, Burlington | 2003 - Prince Fielder, Beloit |
| 1979 - Dave Stockstill, Wausau | 2004 - Brian Dopirak, Lansing |
| 1980 - Von Hayes, Waterloo | 2005 - Carlos Gonzales, South Bend |
| 1981 - Harold Reynolds, Wausau | 2006 - Cameron Maybin, West Michigan |
| 1982 - Mark Grant, Clinton | 2007 - Clayton Kershaw, Great Lakes |
| 1983 - Shawon Dunston, Quad City | 2008 - Ben Revere, Beloit |
| 1984 - Kurt Stillwell, Cedar Rapids | 2009 - Dee Gordon, Great Lakes |
| 1985 - B.J. Surhoff, Beloit | 2010 - Mike Trout, Cedar Rapids |
| 1986 - Luis Medina, Waterloo & Steve Gassler, Kenosha | 2011 - Rymel Liriano, Fort Wayne |
| 1987 - Derek Parks, Kenosha | 2012 - Miguel Sano, Beloit |
| 1988 - Tom Gordon, Appleton | 2013 - Byron Buxton, Cedar Rapids |
| 1989 - Tom Redington, Burlington | 2014 - Andrew Velazquez, South Bend |
| 1990 - Reggie Sanders, Cedar Rapids | 2015 - Gleyber Torres, South Bend |
| 1991 - Salomon Torres, Clinton | 2016 - Eloy Jimenez, South Bend |
| 1992 - Steve Gibraltar, Cedar Rapids | 2017 - Bo Bichette, Lansing |
| 1993 - Johnny Damon, Rockford | 2018 - Royce Lewis, Cedar Rapids |
| 1994 - Alex Rodriguez, Appleton | 2019 - Wander Franco, Bowling Green |
| 1995 - Javier Valentin, Fort Wayne | 2020 - Cancelled Season (COVID-19) |
| 1996 - Britt Reames, Peoria | 2021 - Andy Pages, Great Lakes |
| 1997 - Brent Butler, Peoria | 2022 - Elly De La Cruz, Dayton |
| 1998 - Pablo Ozuna, Peoria | 2023 - Kala'i Rosario, Cedar Rapids |
| 1999 - Corey Patterson, Lansing | 2024 - Thomas White - Beloit |
| 2000 - Austin Kearns, Dayton & Albert Pujols, Peoria | 2025 - Kevin McGonigle - West Michigan |

RECORDS

DETROIT TIGERS

Baseball America's Top Tigers Prospects since 2005

MEDIA

- | | |
|---------------------------------------|--|
| 2006 - Justin Verlander, RHP | 2017 - Franklin Perez, RHP |
| 2007 - Cameron Maybin, OF | 2018 - Casey Mize, RHP |
| 2008 - Rick Porcello, RHP | 2019 - Casey Mize, RHP |
| 2009 - Rick Porcello, RHP | 2020 - Spencer Torkelson, 1B/3B |
| 2010 - Jacob Turner, RHP | 2021 - Riley Greene, OF |
| 2011 - Jacob Turner, RHP | 2022 - Jackson Jobe, RHP |
| 2012 - Jacob Turner, RHP | 2023 - Jackson Jobe, RHP |
| 2013 - Nick Castellanos, 3B/OF | 2024 - Max Clark, OF |
| 2014 - Devon Travis, 2B | 2025 - Jackson Jobe, RHP |
| 2015 - Michael Fulmer, RHP | 2026 - Kevin McGonigle, IF |
| 2016 - Matt Manning, RHP | |

Bold indicates former Whitecaps

3 1 3

WELCOME TO THE SHOW

KEVIN MCGONIGLE



DETROIT TIGERS

Infielder Kevin McGonigle, who began last season on the Whitecaps Opening Day Roster, has seen his meteoric rise through the farm system place him on the Detroit Tigers Opening Day Starting Lineup in the matter of a single calendar year.

DETROIT TIGERS FRONT OFFICE



Chairman and CEO, Ilitch Holdings, Inc. Christopher Ilitch

EXECUTIVE OFFICE

President, Baseball Operations Scott Harris
 Executive Vice President and COO, Ilitch Sports and Entertainment Ryan Gustafson
 Chief Commercial Officer Chris Coffman
 General Manager Jeff Greenberg
 Vice President, Assistant General Managers Ryan Garko, Sam Menzin, Rob Metzler, Jay Sartori

Vice President, Player Personnel Scott Bream
 Vice President, Player Development Ryan Garko
 Senior Vice President, Business Operations Ryan Kane
 Senior Vice President & Chief Marketing Officer Alexis Lee
 Senior Vice President, Corporate Partnerships Mike Singer
 Senior Vice President, Legal Affairs Robert E. Carr
 Senior Vice President, Communications and Broadcasting Ron Colangelo
 Vice President, Finance Bobby Hoekstra
 Vice President, Park Operations Chris Lawrence
 Vice President, Ticket Sales & Service Joe Schiavi
 Vice President, Human Resources Michele Bartos
 Vice President, Finance Bobby Hoekstra
 Executive Assistant to President, Baseball Operations Marty Lyon

BASEBALL OPERATIONS

Director, Baseball Research & Development Jim Logue
 Director, Minor League Operations Dan Lunetta
 Director, Hitting Kenny Graham
 Director, Pitching Gabe Ribas
 Director, Coaching/Field Coordinator Ryan Sienko
 Director, Performance Science Dr. Georgia Giblin
 Director, Amateur Scouting Mark Conner
 Director, Minor League and Scouting Administration Cheryl Evans
 Director, International Operations Tom Moore
 Director, Latin American Operation Miguel Garcia
 Director, Latin American Player Development Euclides Rojas
 Assistant Director, International Operations Rafael Gonzalez
 Assistant Director, Amateur Scouting Eric Nieto
 Special Assistants to the General Manager Kirk Gibson, Willie Horton, Jim Leyland, Lance Parrish, Mike Russell, Alan Trammell
 Associate General Counsel Alan Avila
 Senior Database Engineer Charlie Adams
 Senior Database Architect Mike Berger
 Senior Analysts, Baseball Operations Gabe Ho, Beau Horan, Christian Hook, Drew Jordan,
 Senior Analysts, Baseball Operations Aidan Kearns, Maggie O'Hara, Jonah Simon, Danny Vargovick
 Full-Stack Software Engineers Evan Agattas, Ayush Arora, Nolan Lavender, Jordan VanderZwaag, Jen Yee
 Manager, Player Development David Allende
 Coordinators, Player Development Daniel Crago, Jose Sajour
 Analysts, Baseball Operations Ian Arzt, Max DelBello, Christopher Luke, Tyler Marshall, Walker Reinfeld
 Minor League Video Coordinator Corey Ericksen
 Amateur Scouting Video Coordinator Greg Bundrage
 Director, Team Travel Peter Warden

MEDIA RELATIONS

Director, Media Relations Chad Crunk
 Director, Communications and Broadcasting Ben Fidelman
 Manager, Spanish Communications and Broadcasting Carlos Guillen
 Coordinator, Media Relations Lexi Castrillon

COMMUNITY AND PUBLIC AFFAIRS

Director, Player & Alumni Relations Jordan Field
 Director, Marketing Taylor Olson
 Manager, Promotions and Special Events Evan Novak
 Director, Social Media Emma Nye
 Social Media Content Manager Haley Graves

TIGERS MINOR LEAGUE ROVING PERSONNEL

Field Coordinator Billy Boyer
 Coordinator Hitting Max Gordon
 Coordinator, Pitching Stephanos Stroop, Devin Hayes, Dylan Axelrod
 Coordinator Catching Braynan Peña
 Latin America Pitching Coordinator Jorge Cordova
 Rehab Pitching Coordinator Gabe Luckert
 Coordinator, Base Running, Outfield Arnie Beyeler
 Coordinator, Infield Latin America Angel Berroa
 International Coordinator, Medical Phil Millan
 Nutrition Coordinator Susana Melendez
 Coordinator, Minor League Medical & Rehab Sean McFarland
 Coordinator, Strength and Conditioning Jeff Dolan

2025 WHITESAPS

SEASON REVIEW

OPPONENTS

HISTORY

RECORDS

DETROIT TIGERS

MEDIA



TIGERS IN THE AMATEUR DRAFT

2025 Tigers Amateur Draft Results

2025 WHITECAPS

SEASON REVIEW

OPPONENTS

HISTORY

RECORDS

DETROIT TIGERS

MEDIA

Round	Name	Position	School	State
1	Jordan Yost	SS	Sickles HS	FL
1	Michael Oliveto	C	Hauppauge HS	NY
2	Malachi Witherspoon	P	Oklahoma	OK
3	Ben Jacobs	P	Arizona State	AZ
4	Caleb Leys	P	Maine	ME
5	Ryan Hall	P	North Gwinnett HS	GA
6	Grayson Grinsell	P	Oregon	OR
7	Cale Wetwiska	P	Northern OK Enid	OK
8	Nick Dumesnil	OF	California Baptist	CA
9	Trevor Heishman	P	St. John Bosco HS	CA
10	Edian Espinal	IF	Central Florida	FL
11	River Hamilton	P	Sam Barlow HS	OR
12	Cash Kuiper	P	Murray State College	OK
13	Jack Goodman	SS	Northeastern	MA
14	Beau Ankeney	IF	Loyola Marymount	CA
15	Charlie Christensen	P	Central Arkansas	AR
16	Joe Ruzicka	P	Belmont	TN
17	Joey Wimpelberg	P	Central Florida CC	FL
18	Ethan Rogers	P	Lone Jack HS	MO
19	Meridian Leffew	SS	Gaston Christian HS	NC
20	Kameron Douglas	OF	Alabama State	AL

Bold indicates player signed with Tigers

Tigers First-Round Draft Picks Since 2005

2025 Jordan Yost, IF, Sickles HS (FL)	2015 Beau Burrows, P, Weatherford HS (TX)
2025 Michael Oliveto, C, Hauppauge HS (NY)	2015 Christin Stewart, OF, University of Tennessee
2024 Bryce Rainer, IF, Harvard-Westlake HS (CA)	2014 Derek Hill, OF, Elk Grove HS (CA)
2023 Max Clark, OF, Franklin Community HS (IN)	2013 Jonathan Crawford, P, University of Florida
2023 Kevin McGonigle, SS, Monsignor Bonner HS (PA)	2012 Jake Thompson, P, Rockwall-Heath HS (TX)
2022 Jace Jung, 2B, Texas Tech University	2011 James McCann, C, University of Arkansas
2021 Jackson Jobe, P, Heritage Hall HS (OK)	2010 Nick Castellanos, 3B, Archbishop McCarthy HS (FL)
2021 Ty Madden, P, University of Texas	2009 Jacob Turner, P, Westminster Christian Acad. (MO)
2020 Spencer Torkelson, 3B, Arizona State University	2008 Ryan Perry, P, University of Arizona
2019 Riley Greene, OF, Hagerty HS (FL)	2007 Rick Porcello, P, Seton Hall Prep HS (NJ)
2018 Casey Mize, P, Auburn University	2006 Andrew Miller, P, University of North Carolina
2017 Alex Faedo, P, University of Florida	2005 Cameron Maybin, OF, T.C. Roberson HS (N.C.)
2016 Matt Manning, P, Sheldon HS (CA)	Bold indicates former Whitecaps

DETROIT TIGERS (MLB)



2025 Final Statistics

BATTERS	AVG	G	AB	R	H	2B	3B	HR	RBI	BB	SO	SB	CS	OBP	SLG	OPS
Baddoo, A	.118	7	17	0	2	1	0	0	1	1	5	1	0	.167	.176	.343
Báez, J	.257	126	417	55	107	17	3	12	57	10	109	5	1	.282	.398	.680
Brebbia, J	.000	19	0	0	0	0	0	0	0	0	0	0	0	.000	.000	.000
Carpenter, K	.252	130	433	66	109	18	5	26	62	18	106	1	1	.291	.497	.788
Dingler, D	.278	126	435	54	121	21	2	13	57	23	110	0	0	.327	.425	.752
Greene, R	.258	157	600	84	155	31	1	36	111	46	201	2	1	.313	.493	.806
Hicklen, B	.667	1	3	2	2	0	0	0	0	1	1	1	0	.750	.667	1.417
Ibáñez, A	.239	91	176	24	42	8	0	4	21	12	26	4	1	.301	.352	.653
Jones, J	.287	72	129	21	37	11	1	7	23	18	32	2	0	.387	.550	.937
Jung, J	.106	21	47	8	5	0	0	0	3	7	16	0	0	.236	.106	.342
Keith, C	.256	137	414	65	106	22	2	13	45	48	102	1	1	.333	.413	.746
Kreidler, R	.105	17	38	5	4	0	0	0	0	4	19	2	0	.190	.105	.295
Malloy, J	.221	52	104	15	23	6	0	1	17	20	32	0	0	.346	.308	.654
Margot, M	.316	6	19	1	6	0	0	0	3	0	6	0	0	.300	.316	.616
McKinstry, Z	.259	144	452	68	117	23	11	12	49	46	111	19	5	.333	.438	.771
Meadows, P	.215	58	191	22	41	6	2	4	16	21	56	4	0	.291	.330	.621
Nido, T	.343	11	35	4	12	0	0	0	2	0	10	0	0	.361	.343	.704
Owens, T	.000	3	0	0	0	0	0	0	0	0	0	0	0	.000	.000	.000
Pérez, W	.244	100	344	47	84	17	4	13	43	31	87	8	3	.308	.430	.738
Rogers, J	.187	49	123	14	23	5	2	3	19	15	39	0	0	.277	.333	.610
Sweeney, T	.196	118	296	36	58	6	2	6	32	26	92	3	1	.258	.291	.549
Torkelson, S	.240	155	563	82	135	27	1	31	78	72	169	2	1	.333	.456	.789
Torres, G	.256	145	532	79	136	22	0	16	74	85	101	4	1	.358	.387	.745
Vierling, M	.239	31	88	6	21	3	0	1	11	7	24	2	0	.310	.307	.617
Team Totals	.247	162	5456	758	1346	244	36	198	724	511	1454	61	16	.316	.413	.729

PITCHERS	W	L	ERA	G	GS	CG	HD	SV	IP	H	R	ER	HR	BB	SO	WP	AVG
Brebbia, J	1	1	7.71	22	0	0	2	0	23.1	28	23	20	5	12	26	2	.289
Brieske, B	1	3	6.55	22	1	0	5	1	22.0	24	20	16	5	12	16	2	.273
Enns, D	3	3	4.08	24	3	0	4	2	46.1	50	25	21	6	15	49	1	.273
Finnegan, K	3	0	1.50	16	0	0	3	4	18.0	9	3	3	1	4	23	1	.153
Flaherty, J	8	15	4.64	31	31	0	0	0	161.0	147	85	83	23	59	188	4	.239
Gage, M	0	1	3.19	33	2	0	2	0	31.0	35	11	11	0	12	27	3	.287
Gipson-Long, S	0	2	7.18	8	3	0	2	0	31.1	34	26	25	8	6	26	3	.281
Guenther, S	0	1	5.23	9	1	0	2	0	10.1	10	7	6	0	5	8	0	.263
Hanifee, B	3	3	3.00	54	0	0	10	0	60.0	65	31	20	3	14	40	2	.267
Hernández, C	1	0	6.23	41	0	0	1	0	43.1	50	32	30	4	22	39	6	.286
Holton, T	6	5	3.66	70	6	0	17	0	78.2	65	34	32	15	17	64	3	.226
Horn, B	0	1	1.59	10	0	0	0	0	11.1	11	2	2	1	7	10	1	.256
Hurter, B	4	3	2.43	43	4	0	5	2	63.0	57	26	17	4	27	68	2	.242
Jackson, L	2	5	4.06	52	0	0	4	9	51.0	41	30	23	4	28	38	0	.225
Jobe, J	4	1	4.22	10	10	0	0	0	49.0	46	24	23	7	27	39	1	.249
Kahnle, T	1	5	4.43	66	0	0	16	9	63.0	51	32	31	8	31	50	3	.217
Lee, C	4	1	4.10	32	0	0	4	0	37.1	32	17	17	7	9	36	0	.239
Maeda, K	0	0	7.88	7	0	0	0	0	8.0	9	8	7	1	6	8	2	.273
Melton, T	3	2	2.76	16	4	0	4	0	45.2	31	15	14	7	15	36	2	.191
Mize, C	14	6	3.87	28	28	0	0	0	149.0	153	68	64	21	36	139	2	.263
Montero, K	5	3	4.37	20	12	0	0	0	90.2	95	46	44	16	31	72	2	.268
Montero, R	1	2	4.48	59	0	0	8	0	60.1	42	34	30	5	37	58	0	.195
Morton, C	9	11	5.83	33	27	0	0	0	142.0	152	94	92	23	72	149	3	.273
Olson, R	4	4	3.15	13	13	0	0	0	68.2	58	24	24	5	25	65	2	.228
Paddack, C	5	12	5.35	33	28	0	0	1	158.0	166	98	94	31	37	112	5	.268
Rainey, T	0	1	11.17	13	0	0	2	0	9.2	8	12	12	0	9	11	0	.229
Sewald, P	1	1	4.58	22	0	0	4	2	19.2	18	11	10	4	6	20	0	.247
Skubal, T	13	6	2.21	31	31	1	0	0	195.1	141	55	48	18	33	241	3	.200
Smith, D	1	0	1.38	7	0	0	0	0	13.0	6	2	2	0	5	4	0	.150
Sommers, D	0	1	18.00	4	0	0	0	0	3.0	7	6	6	1	3	3	0	.467
Urquidy, J	0	0	7.71	2	0	0	1	0	2.1	4	2	2	0	3	3	0	.364
Vest, V	6	5	3.01	64	0	0	3	23	68.2	61	26	23	4	22	75	4	.236
Team Totals	87	75	3.95	162	162	1	75	40	1436.1	1309	691	630	187	485	1375	50	.241

Season Review

For the second straight season, the Detroit Tigers not only made the playoffs as a wildcard entry and won a playoff round, but also boasted the Cy Young Award Winner in former Whitecaps pitcher Tarik Skubal. The Tigers finished with a record of 87-75 and in second place in the American League Central Division. Former Whitecaps Dylan Smith and Troy Melton made their Major League debuts on the mound. The Tigers were unquestionably led by Skubal (13-6, 2.21 ERA) who dominated a second straight season en route to becoming the first former Whitecaps pitcher to win the Cy Young Award. The Tigers lost in five games in the American League Division Series to the Seattle Mariners.



TOLEDO MUD HENS (AAA)



2025 Final Statistics

2025 WHITECAPS

SEASON REVIEW

OPPONENTS

HISTORY

RECORDS

DETROIT TIGERS

MEDIA

BATTERS	AVG	G	AB	R	H	2B	3B	HR	RBI	BB	SO	SB	CS	OBP	SLG	OPS	
Alfonzo, E	.219	8	32	4	7	1	0	0	3	0	4	0	0	.219	.250	.469	
Anderson, M	.267	32	135	24	36	6	0	5	23	8	28	1	0	.327	.422	.749	
Baddoo, A	.281	103	385	71	108	21	6	15	48	68	112	25	4	.385	.483	.868	
Cruz, T	.284	58	190	39	54	11	2	6	31	48	55	8	3	.423	.458	.881	
Dunn, J	.180	15	50	7	9	0	1	0	5	7	19	3	0	.300	.220	.520	
Gamel, B	.274	49	164	25	45	13	1	8	19	32	51	2	2	.402	.512	.914	
Hensley, D	.085	15	47	4	4	1	0	1	4	9	26	0	0	.246	.170	.416	
Hicklen, B	.224	93	335	59	75	10	2	16	56	40	119	25	2	.320	.409	.729	
Ibáñez, A	.259	36	139	11	36	9	1	2	16	18	30	4	2	.350	.381	.731	
Jones, J	.276	52	170	33	47	9	4	6	29	24	46	8	2	.392	.482	.874	
Jung, J	.252	110	412	69	104	27	1	17	74	78	125	4	4	.370	.447	.817	
Kreidler, R	.238	99	332	46	79	27	4	5	38	58	109	18	9	.363	.389	.752	
Lee, H	.243	126	497	81	121	23	8	14	61	65	121	22	5	.342	.406	.748	
Madris, B	.232	50	177	29	41	10	1	5	37	24	52	3	2	.320	.384	.704	
Mallory, J	.322	72	261	49	84	20	0	9	53	57	67	6	1	.453	.502	.955	
Margot, M	.211	37	128	14	27	2	1	1	16	12	27	0	1	.299	.266	.565	
Meadows, P	.267	13	45	12	12	3	3	1	6	10	18	1	0	.400	.533	.933	
Mendoza, C	.327	14	52	5	17	4	1	2	10	2	9	7	2	.351	.558	.909	
Murr, A	.208	11	24	3	5	1	0	1	8	2	10	0	0	.259	.375	.634	
Navigato, A	.209	100	335	46	70	16	2	11	45	28	116	10	6	.282	.367	.649	
Newman, K	.296	15	54	10	16	4	0	0	6	7	10	0	0	.377	.370	.747	
Nido, T	.209	48	172	19	36	6	0	5	21	11	46	0	0	.267	.331	.598	
Rogers, J	.333	4	15	5	5	3	0	0	0	3	3	0	0	.444	.533	.977	
Scott, S	.138	21	58	7	8	0	1	1	6	4	19	2	0	.219	.224	.443	
Serven, B	.232	62	198	28	46	7	0	3	28	28	59	1	0	.335	.313	.648	
Sweeney, T	.326	12	43	9	14	2	0	2	6	7	11	4	1	.442	.512	.954	
Unroe, R	.278	68	198	28	55	12	1	4	34	39	48	12	1	.397	.409	.806	
Valencia, E	.319	50	185	35	59	13	2	13	55	27	41	0	0	.405	.622	1.027	
Vierling, M	.200	17	60	9	12	2	0	2	6	8	23	1	0	.304	.333	.637	
Workman, G	.230	89	309	59	71	19	6	15	48	44	137	12	2	.330	.476	.806	
Team Totals	.251	150	4954	796	1243	270	47	155	753	724	1456	165	46	.353	.418	.771	
PITCHERS																	
	W	L	ERA	G	GS	CG	HD	SV	IP	H	R	ER	HR	BB	SO	WP	AVG
Adametz, J	0	1	3.86	1	0	0	0	0	2.1	4	2	1	0	2	2	0	.333
Balazovic, J	5	1	3.69	34	7	0	2	1	53.2	58	24	22	7	23	48	3	.275
Bergner, A	1	0	9.00	2	1	0	0	0	6.0	7	6	6	4	4	5	0	.292
Boyer, R	0	0	7.11	4	0	0	0	0	6.1	6	5	5	3	3	6	0	.240
Brebbia, J	1	1	2.18	17	1	0	2	2	20.2	19	7	5	1	4	22	1	.238
Brieske, B	0	1	9.90	9	0	0	0	0	10.0	13	11	11	4	9	8	1	.325
Chafin, A	2	0	2.13	13	0	0	2	1	12.2	12	4	3	0	4	17	2	.255
Cobb, A	1	0	1.80	5	2	0	1	0	10.0	5	2	2	0	10	10	1	.156
Custick, R	3	0	7.33	33	4	0	3	0	43.0	49	38	35	10	27	46	6	.290
Dobnak, R	2	8	5.84	26	18	0	0	0	98.2	106	68	64	13	51	77	2	.279
Enns, D	2	2	2.89	14	14	0	0	0	62.1	61	26	20	4	15	71	1	.250
Foley, J	0	0	0.00	5	0	0	0	0	6.2	1	0	0	0	0	9	1	.045
Gage, M	3	1	1.43	28	1	0	2	3	37.2	29	11	6	2	6	32	2	.215
Gipson-Long, S	0	1	4.13	9	8	0	0	0	32.2	26	15	15	1	8	35	0	.215
Go, W	1	0	3.71	19	2	0	2	3	26.2	25	13	11	4	12	27	1	.245
Hanifee, B	0	0	1.50	6	1	0	0	0	6.0	4	1	1	0	1	7	0	.190
Hartlieb, G	4	3	4.39	37	1	0	2	4	53.1	56	29	26	4	17	62	5	.277
Hernandez, W	3	7	4.80	34	19	0	1	1	114.1	119	63	61	14	44	96	3	.270
Heur, C	3	3	3.14	44	0	0	5	5	48.2	41	22	17	4	17	62	4	.229
Horn, B	4	2	3.29	30	4	0	1	0	41.0	40	17	15	4	19	51	2	.252
Lange, A	2	1	4.63	24	0	0	5	0	23.1	14	12	12	2	14	29	2	.171
Lee, C	1	1	6.47	23	0	0	5	1	32.0	30	24	23	4	10	38	0	.244
Lockhart, L	5	7	5.34	20	20	0	0	0	86.0	84	54	51	10	48	83	2	.258
Manning, M	2	2	6.04	31	4	0	5	2	50.2	45	37	34	7	37	52	4	.237
Margevicius, N	5	3	3.89	17	14	0	1	0	74.0	82	33	32	7	18	70	2	.278
Mattison, T	3	3	3.79	20	0	0	0	2	19.0	17	8	8	1	16	26	1	.239
Michael, T	0	2	2.72	8	6	0	0	0	36.1	33	13	11	5	9	56	0	.239
Miller, R	1	0	0.87	4	0	0	0	0	10.1	7	1	1	0	5	14	0	.184
Miller, R	2	1	4.32	37	0	0	2	2	50.0	39	25	24	8	16	44	2	.215
Montero, K	4	4	5.91	10	8	0	1	0	42.2	42	29	28	5	15	43	1	.261
Owens, T	1	1	5.40	28	0	0	5	0	30.0	32	22	18	5	21	27	0	.264
Peña, C	0	2	4.00	4	0	0	0	1	9.0	11	4	4	1	2	9	0	.297
Petit, R	4	1	2.74	20	1	0	2	1	23.0	19	7	7	2	10	33	1	.224
Poulin, P	7	1	3.38	35	3	0	2	2	42.2	38	20	16	4	17	62	0	.233
Rainey, T	1	0	2.88	36	2	0	6	4	40.2	25	14	13	1	23	54	2	.175
Seelinger, M	7	2	3.11	36	0	0	1	3	46.1	35	17	16	5	22	55	2	.208
Smeltzer, D	0	1	8.44	3	3	0	0	0	10.2	18	10	10	0	5	7	0	.383
Smith, D	1	0	3.65	12	0	0	1	1	12.1	8	5	5	1	7	22	0	.190
Sommers, D	2	1	3.92	33	1	0	4	3	39.0	31	19	17	0	19	48	2	.217
Urquidy, J	1	0	3.24	7	4	0	1	0	16.2	11	6	6	2	5	14	0	.183
Vanasco, R	3	3	4.81	18	0	0	3	1	24.1	17	13	13	3	17	32	2	.193
Watson, T	5	1	3.12	10	10	0	0	0	52.0	48	19	18	7	15	42	0	.247
White, B	1	3	7.24	27	0	0	2	0	32.1	44	32	26	3	17	27	2	.326
Team Totals	84	66	4.17	150	150	0	57	32	1313.1	1214	673	609	138	557	1376	46	.244

Season Review

The Mud Hens enjoyed an 84-66 record during the 2025 season, finishing in 3rd place of the 10-team International League Western Division. Former Whitecaps infielder Jace Jung (.252-17-74) led the offense. On the mound, pitcher Deitrich Enns (2-2, 2.89 ERA) threw well enough to earn a brief promotion to Detroit.



ERIE SEAWOLVES (AA)



2025 Final Statistics

BATTERS	AVG	G	AB	R	H	2B	3B	HR	RBI	BB	SO	SB	CS	OBP	SLG	OPS
Alfonzo, E	.251	57	195	20	49	13	0	1	31	16	28	0	0	.308	.333	.641
Allen, B	.171	26	76	10	13	9	0	1	8	12	23	1	0	.300	.329	.629
Anderson, M	.306	90	369	54	113	25	2	14	65	28	59	2	3	.358	.499	.857
Bastidas, A	.059	4	17	1	1	0	0	0	1	0	7	0	0	.059	.059	.118
Bigbie, J	.283	108	399	58	113	16	0	12	66	47	69	1	2	.358	.414	.772
Briceno, J	.232	45	168	20	39	6	2	5	19	25	47	0	1	.335	.381	.716
Campos, R	.239	101	360	46	86	22	3	4	39	36	101	5	1	.308	.350	.658
Clark, M	.251	43	171	36	43	5	3	7	20	29	34	7	0	.360	.439	.799
Cruz, T	.275	69	262	56	72	22	2	7	35	54	66	9	4	.402	.454	.856
Holton, J	.257	109	405	70	104	29	2	19	66	54	118	6	1	.349	.479	.828
Jarvis, J	.242	77	277	37	67	14	3	2	29	26	31	8	5	.316	.336	.652
Liranzo, T	.206	88	339	49	70	16	0	11	45	47	125	0	0	.308	.351	.659
Malgeri, B	.279	74	251	45	70	20	7	5	26	23	52	4	2	.351	.474	.825
McGonigle, K	.254	46	169	30	43	10	2	12	41	33	26	7	2	.369	.550	.919
Mendoza, C	.279	83	283	59	79	12	1	5	31	51	36	5	4	.401	.382	.783
Meyers, C	.270	77	278	45	75	17	3	10	47	32	63	1	0	.353	.460	.813
Peck, J	.274	25	95	10	26	5	0	1	10	9	21	2	1	.340	.358	.698
Serretti, D	.209	62	206	25	43	10	1	3	28	30	47	5	1	.313	.311	.624
Stephenson, S	.254	21	71	11	18	5	1	0	8	6	10	7	1	.325	.352	.677
Valencia, E	.304	53	194	29	59	5	0	11	40	16	45	0	0	.359	.500	.859
Team Totals	.258	138	4585	711	1183	261	32	130	655	574	1008	70	28	.345	.414	.759

2025 WHITECAPS

SEASON RANKING

OPPONENTS

HISTORY

RECORDS

DETROIT TIGERS

PITCHERS	W	L	ERA	G	GS	CG	HD	SV	IP	H	R	ER	HR	BB	SO	WP	AVG
Alba, M	0	1	6.12	8	8	0	0	0	32.1	39	24	22	5	9	24	1	.291
Ashman, M	0	1	4.00	15	0	0	1	2	18.0	13	9	8	0	5	27	5	.197
Bergner, A	8	7	3.07	25	14	1	1	1	91.0	75	35	31	7	39	90	9	.223
Boyer, R	0	0	4.75	33	0	0	3	2	53.0	45	29	28	9	15	58	4	.230
Burhenn, G	13	3	4.18	26	24	0	0	0	125.0	115	59	58	15	33	112	3	.241
Calvo, B	0	1	8.00	14	0	0	1	1	18.0	18	16	16	4	8	21	3	.257
Fields, C	1	0	6.00	1	0	0	0	0	3.0	3	2	2	0	1	5	1	.250
Guasch, R	3	4	2.74	28	0	0	1	5	46.0	28	18	14	3	18	57	6	.168
Hamm, J	2	5	4.88	20	20	0	0	0	83.0	79	46	45	11	32	76	9	.248
Hebbert, D	1	0	0.96	5	0	0	1	0	9.1	11	1	1	0	3	7	0	.297
Kohlhepp, T	1	0	4.10	20	0	0	1	0	26.1	30	19	12	6	12	34	2	.275
Kuhn, T	9	5	4.89	36	1	0	1	0	49.2	51	31	27	8	24	39	2	.262
Magno, A	8	1	2.31	42	1	0	3	4	66.1	44	20	17	2	31	76	10	.191
Malgeri, B	0	0	0.00	3	0	0	0	0	2.2	7	4	0	0	2	0	0	.467
Marks, J	1	1	3.72	20	0	0	5	0	29.0	24	12	12	2	13	19	2	.226
Mattison, T	0	0	3.38	9	0	0	3	0	10.2	4	4	4	1	7	9	0	.121
Melton, T	2	1	3.23	10	10	0	0	0	39.0	40	17	14	1	11	45	4	.265
Merrill, M	2	3	3.48	15	1	0	0	1	20.2	11	9	8	1	17	24	1	.167
Michael, T	1	0	1.69	16	0	0	3	3	26.2	16	6	5	0	9	27	1	.170
Miller, J	0	0	2.12	4	4	0	0	0	17.0	14	4	4	1	4	16	1	.222
Montalvo, J	4	2	4.50	11	10	0	0	0	44.0	38	22	22	7	18	34	1	.229
Naughton, T	2	2	2.73	20	0	0	1	3	33.0	23	11	10	2	10	42	2	.193
Peña, C	8	6	3.71	24	17	0	1	1	102.0	90	44	42	9	24	87	3	.234
Petit, R	6	1	2.28	27	1	0	4	2	43.1	29	13	11	2	12	46	1	.187
Sanchez, Y	2	4	5.40	28	0	0	0	4	36.2	40	29	22	3	20	37	4	.272
Sears, A	1	2	5.02	6	6	0	0	0	28.2	32	17	16	3	7	29	3	.278
Seelinger, M	1	0	1.86	11	0	0	2	1	19.1	12	4	4	1	3	20	1	.174
Serwa, K	6	6	3.95	17	17	0	0	0	82.0	72	45	36	1	41	50	4	.231
Silva, E	2	0	2.25	2	0	0	0	0	8.0	5	3	2	0	2	9	0	.185
Smith, D	1	1	1.80	12	0	0	2	2	20.0	9	4	4	0	7	27	5	.136
Sommers, D	2	0	1.48	15	0	0	1	1	24.1	16	5	4	2	2	22	3	.190
Watson, T	3	2	2.39	26	4	0	3	2	52.2	34	14	14	3	22	55	1	.180
Team Totals	84	54	3.57	138	138	1	37	33	1205.0	1013	534	478	100	436	1167	86	.225

Season Review

After winning two straight Eastern League Championships, the Erie Seawolves came within one win of pulling off the rare three-peat. After clinching a postseason spot in the first half, the 'Wolves posted a combined record of 84-54, featuring stellar seasons from former Whitecaps infielders Max Anderson (.306-14-65) and Jake Holton (.257-19-66). On the mound, pitchers Carlos Pena (8-6, 3.71) and Garrett Burhenn (13-3, 4.18) led the way.

MEDIA



LAKELAND FLYING TIGERS (LOW-A)



2025 Final Statistics

2025 WHITECAPS

SEASON REVIEW

OPPONENTS

HISTORY

RECORDS

DETROIT TIGERS

MEDIA

BATTERS	AVG	G	AB	R	H	2B	3B	HR	RBI	BB	SO	SB	CS	OBP	SLG	OPS
Ankeney, B	.267	4	15	5	4	0	1	0	5	3	6	0	0	.421	.400	.821
Bastidas, A	.230	39	113	13	26	2	0	0	12	13	33	1	0	.308	.248	.556
Campbell, C	.133	22	60	6	8	3	0	0	3	14	19	1	0	.307	.183	.490
De La Cruz, J	.157	25	89	11	14	3	0	1	8	11	37	1	1	.255	.225	.480
Delgado, E	.167	34	102	12	17	1	0	2	15	13	32	0	0	.279	.235	.514
Dumesnil, N	.203	16	59	12	12	5	0	0	5	17	14	9	2	.390	.288	.678
Fana, N	.124	32	113	15	14	3	0	2	11	14	53	4	0	.219	.204	.423
Gil, S	.242	91	306	50	74	12	2	1	27	50	49	11	2	.359	.304	.663
Goodman, J	.333	11	42	12	14	3	1	1	5	9	8	4	1	.462	.524	.986
Hadeen, W	.235	64	238	44	56	11	2	4	24	35	54	23	4	.372	.349	.721
Hernandez, J	.313	5	16	1	5	0	0	0	2	3	4	0	0	.450	.313	.763
Hrustich, S	.246	61	207	37	51	8	2	4	31	33	52	3	3	.368	.362	.730
Hurtado, R	.244	86	307	42	75	16	0	9	63	29	92	0	0	.321	.384	.705
Lee, P	.253	30	91	12	23	7	0	1	11	16	38	12	4	.376	.363	.739
MacDonald, Z	.169	47	154	27	26	3	0	4	18	24	68	16	3	.309	.266	.575
Madris, B	.273	10	33	5	9	0	0	3	9	5	5	0	1	.368	.545	.913
McGonigle, K	.235	6	17	1	4	2	0	0	0	3	1	0	0	.350	.353	.703
Montilla, F	.271	67	258	43	70	16	2	4	29	38	74	27	7	.368	.395	.763
Penney, J	.121	11	33	5	4	0	0	0	1	7	13	0	0	.326	.121	.447
Pennington, G	.282	65	227	37	64	16	1	10	43	22	45	8	3	.353	.493	.846
Pérez, W	.200	2	5	2	1	0	0	1	3	1	1	1	0	.286	.800	1.086
Pinto, J	.277	10	47	10	13	2	0	0	5	3	13	3	1	.327	.319	.646
Rainer, B	.288	35	125	19	36	5	0	5	22	20	33	9	3	.383	.448	.831
Rucker, C	.235	103	387	49	91	14	3	1	43	30	104	11	3	.305	.295	.600
Santana, C	.195	98	302	56	59	11	1	15	53	76	98	7	1	.373	.387	.760
Serven, B	.217	7	23	3	5	3	0	0	4	3	11	0	0	.333	.348	.681
Smith, D	.184	42	125	13	23	3	0	1	12	19	25	10	2	.299	.232	.531
Strong, J	.277	73	267	38	74	16	6	5	42	39	87	18	5	.382	.438	.820
Tapia, S	.230	38	135	17	31	6	0	5	24	9	21	0	0	.282	.385	.667
Tiflen, J	.269	44	160	19	43	9	1	1	23	18	34	1	0	.343	.356	.699
Vierling, M	.167	2	6	0	1	0	0	0	1	2	2	0	0	.375	.167	.542
Warwick, J	.247	21	81	8	20	3	0	0	11	3	29	6	1	.279	.284	.563
Team Totals	.233	128	4175	631	974	183	22	81	570	589	1164	188	47	.340	.346	.686

PITCHERS	W	L	ERA	G	GS	CG	SH	SV	IP	H	R	ER	HR	BB	SO	WP	AVG
Berrier, L	3	1	4.73	19	0	0	0	2	26.2	30	20	14	1	16	22	5	.275
Briceno, I	4	5	3.06	32	0	0	0	3	50.0	46	28	17	0	23	43	1	.245
Bruss, T	2	1	2.31	22	0	0	0	5	23.1	11	10	6	1	14	28	0	.136
Calvo, B	1	0	1.46	8	0	0	0	2	12.1	6	2	2	1	5	13	1	.143
Chalas, R	3	2	3.13	32	0	0	0	6	54.2	40	21	19	3	28	44	2	.206
Diaz, J	0	2	7.20	5	3	0	0	0	15.0	8	12	12	1	10	13	1	.157
Elissalt, L	4	1	2.48	16	10	0	0	0	65.1	44	23	18	4	20	77	6	.183
Flores, W	0	0	2.25	5	2	0	0	0	4.0	2	1	1	1	3	5	0	.143
Fregio, D	0	0	0.00	4	0	0	0	1	5.0	2	0	0	0	1	6	0	.133
Garcia, P	1	0	1.72	8	0	0	0	0	15.2	6	3	3	1	5	6	1	.122
Hall, O	0	0	7.00	4	4	0	0	0	9.0	7	8	7	1	9	9	2	.241
Hamm, J	0	0	1.80	2	2	0	0	0	5.0	3	1	1	0	5	4	1	.176
Harvey, R	1	0	3.00	9	0	0	0	0	12.0	5	4	4	0	6	9	2	.128
Hebbert, D	5	2	4.99	25	1	0	0	2	48.2	51	29	27	3	14	38	4	.274
Kohlhepp, T	0	0	0.00	4	0	0	0	0	4.2	2	0	0	0	0	2	0	.133
Kuiper, C	0	0	5.40	4	2	0	0	0	5.0	2	3	3	0	8	5	1	.111
Lee, Z	9	5	3.79	22	12	0	0	0	92.2	74	43	39	10	29	60	1	.216
Marcano, C	0	2	6.75	4	3	0	0	0	12.0	15	9	9	2	7	10	0	.306
Minton, H	1	0	2.30	7	7	0	0	0	31.1	25	9	8	1	5	33	2	.219
Mota, E	1	0	5.40	7	0	0	0	0	11.2	13	8	7	0	9	12	1	.283
Petri, J	4	1	4.33	28	0	0	0	0	43.2	41	24	21	3	25	50	8	.248
Pogue, A	1	0	6.75	5	0	0	0	0	5.1	5	4	4	0	5	5	2	.238
Randall, J	5	5	4.18	16	16	0	0	0	75.1	86	41	35	8	15	64	3	.282
Reyes, G	4	1	2.40	19	16	0	0	0	78.2	53	26	21	4	28	71	0	.191
Rodriguez, M	3	1	3.53	32	0	0	0	8	43.1	33	20	17	0	13	43	5	.212
Ruzicka, J	0	0	2.57	6	0	0	0	0	7.0	6	2	2	0	4	6	3	.250
Salcedo, K	0	0	1.54	6	2	0	0	0	23.1	8	4	4	2	6	32	1	.107
Sales, R	1	6	2.85	22	21	0	0	0	94.2	86	34	30	4	28	100	5	.244
Silva, E	6	3	5.14	6	3	0	0	0	28.0	28	17	16	3	12	14	2	.264
Sloan, E	6	7	3.61	34	0	0	0	3	47.1	38	28	19	4	19	41	4	.215
Stofel, L	7	4	3.05	23	12	0	0	0	97.1	81	45	33	4	42	72	9	.224
Szapucki, T	0	0	0.00	7	0	0	0	1	8.0	4	0	0	0	2	8	0	.154
Timmer, S	1	1	12.46	14	0	0	0	1	13.0	23	26	18	4	16	12	0	.354
Urquidy, J	0	1	1.80	4	4	0	0	0	5.0	2	1	1	0	0	4	0	.125
Williams Jr., C	2	3	5.13	28	0	0	0	2	33.1	40	25	19	6	20	42	4	.284
Wilson, P	0	1	4.26	3	2	0	0	0	6.1	7	5	3	0	6	11	3	.280
Team Totals	75	53	3.60	128	128	0	10	36	1122.0	946	546	449	71	471	1019	80	.227

Season Review

After coming within one win of a FSL Title in '24, the Flying Tigers got the job done in 2025, joining the 'Caps as the only teams in the Tigers Minor League system to win a title. At the plate, IF/OF Garrett Pennington (.282-10-43) led the offense before a promotion to West Michigan. Meanwhile, Ps Lucas Elissalt (4-1, 2.48) & Gabriel Reyes (4-1, 2.40) led the way on the mound in a season that saw the Flying Tigers win their first league title since 2012.

FLORIDA COMPLEX LEAGUE TIGERS - (ROOKIE)



2025 Final Statistics

BATTERS	AVG	G	AB	R	H	2B	3B	HR	RBI	BB	SO	SB	CS	OBP	SLG	OPS
Callahan, B	.320	7	25	5	8	2	0	0	4	3	8	2	1	.414	.400	.814
Campbell, C	.253	30	91	13	23	2	0	3	9	7	18	4	0	.337	.374	.711
Cerkownyk, B	.219	24	73	8	16	1	0	2	15	6	22	1	0	.305	.315	.620
De La Cruz, J	.208	13	48	8	10	5	0	0	4	2	20	1	0	.255	.313	.568
Dickson, J	.209	44	148	23	31	4	1	3	21	20	42	9	2	.304	.311	.615
Dobbins, H	.143	19	49	5	7	3	0	1	4	7	19	1	0	.276	.265	.541
Fana, N	.234	36	94	10	22	2	1	2	15	24	27	7	3	.395	.340	.735
Hernandez, J	.265	44	136	18	36	5	0	0	13	15	35	9	3	.352	.301	.653
Jimenez, E	.250	48	168	27	42	10	2	6	32	23	42	4	1	.339	.440	.779
MacDonald, Z	.250	13	40	11	10	2	2	0	1	9	15	6	0	.423	.400	.823
Orozco, M	.226	36	106	17	24	6	2	2	19	17	37	2	1	.356	.377	.733
Osorio, J	.304	38	125	27	38	8	0	5	27	11	34	20	4	.386	.488	.874
Penney, J	.000	1	3	0	0	0	0	0	0	0	0	0	0	.000	.000	.000
Pinto, J	.205	21	83	15	17	3	0	3	11	7	17	6	3	.275	.349	.624
Ramirez, R	.242	42	124	26	30	5	0	0	12	17	31	7	5	.345	.282	.627
Rondon, N	.186	30	86	9	16	2	0	0	6	9	19	0	1	.260	.209	.469
Rosado, G	.261	20	46	8	12	1	0	1	7	10	22	3	1	.393	.348	.741
Salas, A	.232	47	151	29	35	7	3	4	19	23	49	8	2	.352	.397	.749
Smith, D	.303	11	33	7	10	0	0	1	8	7	8	3	0	.419	.394	.813
Tilien, J	.216	11	37	4	8	4	0	1	8	3	10	0	0	.275	.405	.680
Turney, C	.111	3	9	1	1	0	0	1	3	1	6	0	0	.200	.444	.644
Warwick, J	.262	47	145	35	38	8	0	3	20	26	30	22	5	.414	.379	.793
Team Totals	.238	59	1820	306	434	80	11	38	258	247	512	115	32	.345	.357	.702

2025 WHITECAPS

SEASON REVIEW

OPPONENTS

HISTORY

RECORDS

DETROIT TIGERS

MEDIA

PITCHERS	W	L	ERA	G	GS	CG	SH	SV	IP	H	R	ER	HR	BB	SO	WP	AVG
Alewine, B	2	0	2.08	14	4	0	0	3	30.1	24	13	7	1	14	23	4	.211
Berrier, L	1	0	4.32	7	0	0	0	1	8.1	2	4	4	1	2	11	2	.074
Calvo, B	0	0	0.00	2	2	0	0	0	2.2	2	0	0	0	2	3	0	.222
Daniel, O	1	2	4.44	18	0	0	0	4	24.1	18	14	12	1	16	27	5	.222
Diaz, J	4	2	3.49	12	11	1	0	0	49.0	44	26	19	4	19	44	7	.240
Felix, E	2	1	2.51	8	8	0	0	0	32.1	33	9	9	5	6	42	1	.275
Florida, A	6	2	4.05	19	0	0	0	2	26.2	20	14	12	1	14	36	3	.202
Fregio, D	1	1	1.29	4	0	0	0	0	7.0	3	1	1	1	1	0	0	.125
Garcia, P	3	0	3.49	15	0	0	0	3	28.1	29	12	11	3	10	20	2	.266
Guacache, X	1	3	3.82	16	0	0	0	1	33.0	26	19	14	2	18	25	2	.215
Haase, A	1	0	0.00	3	1	0	0	0	3.0	2	1	0	0	1	3	0	.200
Harvey, R	0	0	2.08	3	0	0	0	0	4.1	2	1	1	0	1	10	0	.133
Mendez, W	3	3	5.21	12	8	0	0	0	46.2	45	30	27	4	14	38	3	.256
Mota, E	2	1	2.45	18	0	0	0	1	33.0	26	12	9	0	10	21	5	.220
Pacheco, F	0	1	6.23	2	2	0	0	0	4.1	2	3	3	1	2	3	0	.143
Price, D	2	1	6.94	15	0	0	0	2	23.1	27	21	18	3	14	19	6	.276
Ramirez, W	0	0	0.00	1	0	0	0	0	1.0	0	0	0	0	1	1	0	.000
Rogers, J	0	0	4.38	6	1	0	0	0	12.1	14	9	6	3	7	15	0	.255
Salcedo, K	4	0	1.99	12	8	0	0	0	45.1	22	12	10	1	19	53	3	.147
Schieffbein, E	2	0	6.00	3	1	0	0	0	9.0	9	6	6	0	5	9	0	.273
Silva, E	0	0	1.80	2	2	0	0	0	5.0	2	2	1	1	1	2	0	.125
Szapucki, T	0	0	0.00	3	2	0	0	0	4.0	2	0	0	0	0	7	0	.143
Tanner, A	0	4	6.35	12	9	0	0	0	39.2	45	34	28	6	19	31	2	.290
Timmer, S	2	1	3.18	15	0	0	0	3	22.2	16	11	8	1	11	24	4	.200
Team Totals	37	22	3.74	59	59	1	4	20	495.2	415	254	206	39	206	475	49	.228

Season Review

The FCL Tigers hosted many of the 2025 MLB Draftees, including many of the high school talents, and posted one of the best records in the league with a 37-22 finish -- good enough for first-place in the FCL's North Division. Infielder Javier Osorio (.304-5-27-20 SBs) dominated the league at the plate. Infielder Jude Warwick (.262-3-20-22 SBs) was also one of the better players in the league, while pitcher Kelvis Salcedo (4-0, 1.99) allowed just 22 hits in over 45 innings as one of the leagues most impressive pitchers.



2024 MLB/MILB PERFORMANCE

2024 Major League Playoff Results

American League Wildcard Series

DETROIT def. Cleveland, 2-1
NY Yankees def. Boston, 2-1

National League Wildcard Series

Chicago (NL) def. San Diego, 2-1
Los Angeles (NL) def. Cincinnati, 2-0

American League Division Series

Seattle def. DETROIT, 3-2
Toronto def. NY Yankees, 3-1

National League Division Series

Milwaukee def. Chicago (NL), 3-2
Los Angeles (NL) def. Philadelphia, 3-1

American League Championship

Toronto def. Seattle, 4-3

National League Championship

Los Angeles def. Milwaukee, 4-0

World Series

Los Angeles Dodgers def. Toronto, 4-3
Toronto 11, Los Angeles 4
Los Angeles 5, Toronto 1
Los Angeles 6, Toronto 5 (18 innings)
Toronto 6, Los Angeles 2
Toronto 6, Los Angeles 1
Los Angeles 3, Toronto 1
Los Angeles 5, Toronto 4 (11 innings)

2025 World Series Champions — Los Angeles Dodgers

2024 Major League Baseball Standings

American League

AL EAST	W	L	PCT.	GB	AL CENTRAL	W	L	PCT.	GB	AL WEST	W	L	PCT.	GB
Toronto	94	68	.580	-	Cleveland	88	74	.543	-	Seattle	90	72	.556	-
NY Yankees	94	68	.580	-	DETROIT	87	75	.537	1	Houston	87	75	.537	3
Boston	89	73	.549	5	Kansas City	82	80	.506	6	Texas	81	81	.500	9
Tampa Bay	77	85	.475	17	Minnesota	70	92	.432	18	Athletics	76	86	.469	14
Baltimore	75	87	.463	19	Chi White Sox	60	102	.370	28	LA Angels	72	90	.444	18

National League

NL EAST	W	L	PCT.	GB	NL CENTRAL	W	L	PCT.	GB	NL WEST	W	L	PCT.	GB
Philadelphia	96	66	.593	-	Milwaukee	97	65	.599	-	LA Dodgers	93	69	.574	-
NY Mets	83	79	.512	13	Chi Cubs	92	70	.568	5	San Diego	90	72	.556	3
Miami	79	83	.488	17	Cincinnati	83	79	.512	14	San Francisco	81	81	.500	12
Atlanta	76	86	.469	20	St. Louis	78	84	.481	19	Arizona	80	82	.494	13
Washington	66	96	.407	30	Pittsburgh	71	91	.438	26	Colorado	43	119	.265	50

2025 Minor League Performance

ORGANIZATION	W	L	PCT.	ORGANIZATION	W	L	PCT.
DETROIT TIGERS	335	212	61.24%	Kansas City Royals	266	281	48.63%
New York Mets	316	231	57.77%	Athletics	268	284	48.55%
New York Yankees	302	238	55.93%	Chicago White Sox	266	284	48.36%
Pittsburgh Pirates	304	242	55.68%	Minnesota Twins	262	281	48.25%
Tampa Bay Rays	300	247	54.84%	Cincinnati Reds	261	282	48.07%
San Francisco Giants	295	254	53.73%	Boston Red Sox	262	284	47.99%
Los Angeles Dodgers	292	258	53.09%	Colorado Rockies	259	291	47.09%
Cleveland Guardians	285	258	52.49%	Arizona Diamondbacks	259	292	47.01%
Milwaukee Brewers	283	261	52.02%	San Diego Padres	258	291	46.99%
Miami Marlins	285	265	51.82%	Toronto Blue Jays	252	289	46.58%
Texas Rangers	283	264	51.74%	Atlanta Braves	246	296	45.39%
St. Louis Cardinals	282	264	51.65%	Washington Nationals	246	298	45.22%
Seattle Mariners	284	268	51.45%	Houston Astros	242	304	44.32%
Philadelphia Phillies	272	267	50.46%	Baltimore Orioles	230	312	42.44%
Chicago Cubs	267	277	49.08%	Los Angeles Angels	231	318	42.08%

2025 WHITECAPS

SEASON REVIEW

OPPONENTS

HISTORY

RECORDS

DETROIT TIGERS

MEDIA

2024 AFFILIATE STANDINGS



International League (AAA)

EAST	W	L	PCT	GB	WEST	W	L	PCT	GB
Jacksonville	89	61	.593	-	Indianapolis	87	62	.584	-
Scranton/WB	87	60	.592	0.5	Nashville	85	63	.574	1.5
Lehigh Valley	87	61	.588	1	TOLEDO	84	66	.560	3.5
Durham	85	64	.570	3.5	Memphis	80	68	.541	6.5
Syracuse	77	73	.513	12	Iowa	74	75	.497	13
Worcester	76	73	.510	12.5	Louisville	71	79	.473	16.5
Charlotte	65	85	.433	24	Columbus	64	81	.441	21
Norfolk	63	84	.429	24.5	Gwinnett	63	87	.420	24.5
Buffalo	61	85	.418	26	Omaha	62	86	.419	24.5
Rochester	59	88	.401	28.5	St. Paul	62	86	.419	24.5

Eastern League (AA)

NORTHEAST	W	L	PCT	GB	SOUTHWEST	W	L	PCT	GB
Binghamton	90	46	.662	-	ERIE	84	54	.609	-
Somerset	73	65	.529	18	Akron	77	60	.562	6.5
Hartford	69	68	.504	21.5	Altoona	69	68	.504	14.5
Portland	64	71	.474	25.5	Harrisburg	68	70	.493	16
New Hampshire	56	81	.409	34.5	Chesapeake	59	77	.434	24
Reading	55	81	.404	35	Richmond	56	79	.415	26.5

Florida State League (Low-A)

EAST	W	L	PCT	GB	WEST	W	L	PCT	GB
St. Lucie	77	53	.592	-	LAKELAND	75	53	.586	-
Daytona	65	66	.496	12.5	Clearwater	68	60	.531	7
Palm Beach	63	67	.485	14	Tampa	63	63	.500	11
Jupiter	59	72	.450	18.5	Dunedin	60	66	.476	14
					Bradenton	60	69	.465	15.5
					Fort Myers	52	73	.416	21.5

Florida Complex League (Rookie)

EAST	W	L	PCT	GB	NORTH	W	L	PCT	GB	SOUTH	W	L	PCT	GB
FCL Astros	37	16	.698	-	FCL TIGERS	37	22	.627	-	FCL Twins	39	20	.661	-
FCL Nationals	30	25	.545	8	FCL Blue Jays	36	23	.610	1	FCL Orioles	35	24	.593	4
FCL Mets	25	28	.472	12	FCL Yankees	28	30	.483	8.5	FCL Rays	29	29	.500	9.5
FCL Cardinals	24	31	.436	14	FCL Phillies	16	42	.276	20.5	FCL Pirates	27	32	.458	12
FCL Marlins	19	35	.352	18.5						FCL Red Sox	25	34	.424	14
										FCL Braves	21	37	.362	17.5

Whitecaps - By the Numbers

- 0 Days Spent With an Under-.500 Record Last Season
- 0 Total Runs Allowed by the Whitecaps in their Last 3 Opening Day Games
- 7 Midwest League Titles, Including their 2025 Title
- .702 Winning Percentage in 2025 -- The Highest in all of Baseball

2025 WHITCAPS

SEASON REVIEW

OPPONENTS

HISTORY

RECORDS

DETROIT TIGERS

MEDIA



ORGANIZATIONAL DIRECTORY

2025 WHITECAPS

SEASON REVIEW

OPPONENTS

HISTORY

RECORDS

DETROIT TIGERS

MEDIA



Team: Detroit Tigers (American League)
 Stadium (Capacity): Comerica Park (41,782)
 Stadium Address: 2100 Woodward Avenue
 Detroit, MI 48201
 Manager: A.J. Hinch
 Pitching Coach: Chris Fetter
 Hitting Coach: Michael Brdar
 Head Athletic Trainer: Ryne Eubanks
 President of Baseball Operations: Scott Harris
 Media Relations Contact: Colin Connelly
 E-Mail Address: Colin.Connelly@tigers.com
 Main Phone/Fax: (313) 471-2000/(313) 471-2138
 Website: www.detroittigers.com



Team: Toledo Mud Hens (International League)
 Stadium (Capacity): Fifth Third Field (8,943)
 Stadium Address: 406 Washington Street
 Toledo, OH 43604
 Manager: Gabe Alvarez
 Pitching Coach: Doug Bochtler
 Hitting Coach: Mike Hessman
 Athletic Trainer: Scott Thurston
 General Manager: Erik Ibsen
 Media Relations Contact: N/A
 E-Mail Address: N/A
 PR Phone/Fax: (419) 725-4371/(419) 725-4368
 Press Box: (419) 725-4367 ext. 149
 Website: www.mudhens.com



Team: Erie SeaWolves (Eastern League)
 Stadium (Capacity): UPMC Park (6,000)
 Stadium Address: 110 East 10th Street
 Erie, PA 16501
 Manager: Tony Cappuccilli
 Pitching Coach: Nick Green
 Hitting Coach: Kyle Mackinnon
 Athletic Trainer: Bryce Hieptas
 General Manager: Greg Coleman
 Media Relations Contact: Zach Surdenik
 E-Mail Address: zsurdenik@seawolves.com
 PR Phone/Fax: (814) 456-1300 Ext. 307/(814) 456-7520
 Press Box: (814) 456-1300 Ext. 211
 Website: www.seawolves.com

Baseball America's 2026 Top 10 Tigers Prospects

1. Kevin McGonigle, IF
2. Max Clark, OF
3. Bryce Rainer, SS
4. Josue Briceno, 1B/C
5. Jordan Yost, IF
6. Hao-Yu Lee, IF
7. Max Anderson, IF
8. Cris Rodriguez, OF
9. Franyerber Montilla, IF
10. Michael Oliveto, C

Bold indicates former Whitecaps.



Team: Lakeland Flying Tigers (Florida State League)
Stadium (Capacity): Publix Field at Joker Marchant Stadium (8,500)
Stadium Address: 2301 Lakeland Hills Boulevard
 Lakeland, FL 33805
Manager: Salvador Paniagua
Pitching Coach: Tyler Anderson
Hitting Coach: Freddie Landers
Athletic Trainer: Justin Wagler
General Manager: Zach Burek
E-Mail Address: zach.burek@detroittigers.com
Phone/Fax: (863) 686-8075/(863) 688-9589
Press Box: (863) 413-4001
Web site: www.lakelandflyingtigers.com



Team: Complex League Tigers
Stadium (Capacity): Joker Marchant Stadium (8,500)
Stadium Address: 2301 Lakeland Hills Boulevard
 Lakeland, FL 33805
Managers: Brayan Peña
Pitching Coach: Marcelo Alfonsin/Williams Moreno
Hitting Coach: Rafael Gil
Athletic Trainer: Haley Brown
President: Scott Harris
Director of Florida Operations: Ron Myers
Contact: ron.myers@detroittigers.com
Phone/Fax: (863) 686-8075/(863) 688-9589
Press Box: (863) 413-4001

Baseball America's Best Organizational Tools 2025

- Best Hitter for AverageKevin McGonigle
- Best Power HitterJosue Briceño
- Best Strike-Zone Discipline.....Max Clark
- Fastest BaserunnerPatrick Lee
- Best Athlete.....Max Clark
- Best FastballMoises Rodriguez
- Best CurveballYosber Sanchez
- Best SliderKelvis Salcedo
- Best ChangeupKelvis Salcedo
- Best Control.....Garrett Burhenn
- Best Defensive CatcherBennett Lee
- Best Defensive InfielderFranyerber Montilla
- Best Infield ArmFranyerber Montilla
- Best Defensive Outfielder.....Max Clark
- Best Outfield Arm.....Patrick Lee

List does not include players with over 130 at-bats or 50 innings pitched in the major leagues.

Bold indicates former Whitecaps.

MEDIA

PRESENTED BY:
BrookHOME



Outfielder Patrick Lee, a spark plug for the 2025 Title Team, was named to have the best outfield throwing arm in the entire Tigers Minor League System, according to Baseball America. Lee appeared among a group of players at the 2026 Whitecaps Winter Banquet.



BP SCHEDULE/GROUND RULES/MILEAGE

2026 LMCU Ballpark Batting Practice Schedule

7:05 p.m. game

Whitecaps Infield & BP / Visiting Cage	3:30-4:45
Visitors Infield & BP / Whitecaps Cage	4:50-6:05
Pre-Game / Grounds Crew	6:10-7:05

6:35 p.m. game

Whitecaps Infield & BP / Visiting Cage	3:00-4:15
Visitors Infield & BP / Whitecaps Cage	4:20-5:35
Pre-Game / Grounds Crew	5:40-6:35

6:05 p.m. game

Whitecaps Infield & BP / Visiting Cage	2:30-3:45
Visitors Infield & BP / Whitecaps Cage	3:50-5:05
Pre-Game / Grounds Crew	5:10-6:05

2:00 p.m. game

Whitecaps Infield & BP / Visiting Cage	10:25-11:40
Visitors Infield & BP / Whitecaps Cage	11:45-1:00
Pre-Game / Grounds Crew	1:05-2:00

12:05 p.m. game

Whitecaps Infield & BP / Visiting Cage	10:00-10:30
Visitors Infield & BP / Whitecaps Cage	10:35-11:00
Pre-Game / Grounds Crew	11:05-12:05

11:00 a.m. game

Whitecaps Infield & BP / Visiting Cage	9:00-9:30
Visitors Infield & BP / Whitecaps Cage	9:35-10:00
Pre-Game / Grounds Crew	10:05-11:00

**Please allow five minutes after Whitecaps infield for equipment setup, and five minutes for removal following visitors batting practice.*

2026 LMCU Ballpark Ground Rules

1. No break in homeplate screen.
2. Dugout fascia and dugout poles out of play.
3. Dugout area: Catch ball in play; feet must remain in play and in line with protective screen.
4. Low wall and railing at the end of dugout inside of protective screen out of play.
5. Railing on top of box seat wall out of play.
6. Box seat wall in play except area behind low wall at end of dugout
7. No climbing on tarp or tarp cylinder (3rd base side).
8. Play baseballs as per rule with bullpen benches.
9. Baseball hit over CF batter's eye: Home run must clear 2' extension over 8' wall for home run.
10. Rightfield Deck: Baseball must clear extension for home run.
11. Leftfield Deck: Baseball must clear extension above 8' wall for home run.
12. Fly ball or bouncing baseball striking and remaining in padded billboard: Ground Rule Double
13. Baseball bouncing over outfield wall after landing in fair territory: Ground Rule Double
14. Batted or thrown baseball reaching 1st and 3rd base concrete runways out of play: One base advancement.
15. Batted or thrown baseball remaining on warning track between 1st and 3rd base runways: In play.
16. Foul Poles are outside of playing field.
17. Fly Ball striking any portion of foul pole and/or foul pole screen: Homerun.

Midwest League Mileage Chart

TEAM	BEL	CR	PEO	QC	WIS	DAY	FW	GL	LC	LAN	SB	WM
Beloit	--	168	155	150	150	389	260	384	458	316	193	280
Cedar Rapids	168	--	178	80	274	510	390	550	592	450	320	412
Peoria	155	178	--	100	300	329	260	424	500	356	230	320
Quad Cities	150	80	100	--	272	430	320	450	512	370	245	335
Wisconsin	150	274	300	272	--	484	354	479	554	410	288	378
Dayton	389	510	329	430	484	--	127	307	227	260	244	328
Fort Wayne	260	390	260	320	354	127	--	213	243	135	90	180
Great Lakes	384	550	424	450	479	307	213	--	295	80	224	104
Lake County	458	592	500	512	554	227	243	295	--	248	273	320
Lansing	316	450	356	370	410	260	135	80	248	--	155	70
South Bend	193	320	230	245	288	244	90	224	273	155	--	121
WHITECAPS	280	412	320	335	378	328	180	104	320	70	121	--

The Next-to-Last Title Team

Before the Whitecaps title last season, the most recent championship came back in 2015 when the Whitecaps brought home their 6th Midwest League Championship, defeating the Cedar Rapids Kernels in a best-of-five series, 3-2. 11 different players from the team went on to play Major League Baseball, including pitchers Joe Jimenez, A.J. Ladwig, Artie Lewicki, Drew Smith, Gabe Speier, Spencer Turnbull and Spenser Watkins, outfielders Mike Gerber, Derek Hill, and Christin Stewart and infielder Josh Lester.

LEAGUE RULES



2025 WHITESAPS

SEASON REVIEW

OPPONENTS

HISTORY

RECORDS

DETROIT TIGERS

MEDIA

Consecutive Hitting Streak – A consecutive hitting streak shall not be terminated if the plate appearance results in a base on balls, hit batsman, defensive interference or a sacrifice bunt. A sacrifice fly shall terminate the streak.

Defensive Positioning: The defensive team must have a minimum of four players on the infield, with at least two infielders completely on either side of second base. These restrictions on defensive positioning are intended to allow infielders to better showcase their athleticism, to increase batting average on balls in play, and to restore a more traditional set of aesthetics and outcomes on batted balls.

Designated Hitter – A hitter may be designated to bat for the pitcher in any spot in the batting order in any game without affecting the status of the pitcher. The DH must be selected and be included in the lineup card presented to the umpire-in-chief prior to the game. The DH is locked into the batting order, but may be removed for a pinch-hitter or pinch-runner who in turn becomes the DH. The replacement player may stay in the game defensively, but the pitcher must take the place in the batting order of the replaced defensive player. This would terminate the role of the DH for that game.

Injured List Length – Any player placed on the Injured List must sit out for at least seven (7) days. Day one is the first day following the player's last game played.

Extra Innings – Extra innings will begin with a runner on second base. The runner at second base will be the player in the batting order position previous to the leadoff batter of the inning (or a substitute for that player). By way of example, if the number five hitter in the batting order is due to lead off the 10th inning, the number four player in the batting order (or a pinch-runner for such player) shall begin the inning on second base. Any runner or batter removed from the game for a substitute shall be ineligible to return to the game, as is the case in all circumstances under the Official Baseball Rules. For purposes of calculating earned runs under Rule 9.16, the runner who begins an inning on second base pursuant to this rule shall be deemed to be a runner who has reached second base because of a fielding error, but no error shall be charged to the opposing team or to any player.

Larger Bases – The size of first, second and third base will be 18 inches square at all full-season affiliates to reduce player injuries. Bigger bases were used in 2022 and were associated with a decrease in the severity of base-related injuries. In addition, the reduction in distance between bases led to a modest increase in the rate of successful stolen base attempts.

Magic Number – Compute the number of games remaining, add one, then subtract the number of games ahead in the loss column of the closest opponent. This is the number of wins a team must have to secure the pennant.

Field Clock – On-field timers are used at all full-season affiliates to enforce regulations designed to create a crisp pace of play, with batters required to be ready to hit and pitchers required to deliver the pitch within allotted periods of time. With runners on base, pitchers will have additional allotted time for each pitch but will risk automatic baserunner advancement if a third pick-off attempt or step-off within the same plate appearance is made without recording an out.

Pitcher's Mound Visits – Single-A clubs will be allowed 10 visits per team. These mound visit limits will apply whether the game is scheduled for seven or nine innings. For any extra-innings played, each club shall be entitled to one additional non-pitching change mound visit per inning. Official Baseball Rule 5.10(l), which governs mound visits by a manager or coach, remains in effect (i.e., a pitcher must be removed on the second visit by a manager/coach in an inning).

Definition of Mound Visit:

-A manager or coach trip to the mound to meet with the pitcher shall constitute a visit. A player leaving his position to confer with the pitcher, including a pitcher leaving the mound to confer with another player, shall also constitute a mound visit, regardless of where the visit occurs or the length of the visit, except that the following shall not constitute mound visits: a. Discussions between pitchers and position player(s) that (i) occur between batters in the normal course of play and do not require either the position player(s) or the pitcher to relocate; b. Visits by position players to the mound to clean spikes in rainy conditions; c. Visits to the mound due to an injury or potential injury of the pitcher; and d. Visits to the mound after the announcement of an offensive substitution.



LEAGUE RULES, CTD...

2025 WHITECAPS

Cross-Up in Signs:

In the event a team has exhausted its allotment of mound visits in a game (or extra inning) and the home plate umpire determines that the catcher and pitcher did not have a shared understanding of the location or type of pitch that had been signaled by the catcher (otherwise referred to as a “cross-up”), the home plate umpire may, upon request of the catcher, allow the catcher to make a brief mound visit. Any mound visit resulting from a cross-up prior to a team exhausting its allotted number of visits shall count against a team’s total number of allotted mound visits.

SEASON REVIEW

Player Eligibility – There are no age restrictions on player eligibility in the League, however, no more than two players on a team’s active list may have five or more years of prior service. A player shall be credited with one year of minor league service for each season he was active or on the Disabled List of a minor league club for at least 30 days.

Qualifying Marks – To qualify for the league batting championship in 2024, a player must have a minimum of 356 plate appearances. To qualify for the ERA title, a pitcher must have at least 105.2 innings pitched, based on a 132-game season.

OPPONENTS

Saves Rule – One save per game may be credited to a team. Credit a pitcher with a save when he meets all three of the following criteria:

1. He is the finishing pitcher in a game won by his club; and
2. He is not the winning pitcher; and
3. He qualifies under one of the following conditions:
 - a) He enters the game with a lead of no more than three runs and pitches for at least one inning; or
 - b) He enters the game with the potential tying run either on base, at bat, or on deck; or
 - c) He pitches effectively for at least three innings.

HISTORY

Suspended Game – A called game ends at the moment the umpire terminates play. EXCEPTION: If the game is called while an inning is in progress and before it is completed, the game becomes a SUSPENDED game in each of the following situations:

1. The visiting team has scored one or more runs to tie the score and the home team has not scored.
2. The visiting team has scored one or more runs to take the lead and the home team has not tied the score or retaken the lead.
3. The game has not become a regulation game (4.5 innings with the home team ahead, or five innings with the visiting club ahead or tied).
4. Any regulation game tied at the point play is stopped because of weather, curfew, or other reason.
5. If a game is suspended before it becomes a regulation game, and is continued prior to another regularly scheduled game, the regularly scheduled game will be limited to seven innings.
6. If a game is suspended after it is a regulation game, and is continued prior to another regularly scheduled game, the regularly scheduled game will be a nine-inning game.

RECORDS

EXCEPTION: The Suspended Rule will not apply to the last scheduled game between the two teams during the championship season or league playoffs.

DETROIT TIGERS

“Step Off” Rule – Any time during a pitcher’s preliminary movements and until his natural pitching motion commits him to the pitch, he may throw to any base provided he disengages the rubbersteps directly toward such base before making the throw. The pitcher may not throw to an unoccupied base, except for the purpose of making a play or for purposes of an appeal.

MEDIA



2025 WHITECAPS SEASON REVIEW OPPONENTS HISTORY RECORDS DETROIT TIGERS MEDIA

Newspapers

Grand Rapids Press

Tyler Kuehl, (616) 210-4884, tkuehl@mlive.com

Holland Sentinel

Dan D'Addona (Sports Editor), (616) 546-4276, daniel.daddona@hollandsentinel.com

Chris Zadorozny (Assistant Sports Editor), (616) 546-4271, chris.zadorozny@hollandsentinel.com

Websites

Tigers Minor League Report

Rogelio Castillo, (313) 530-0260, rogecast81@gmail.com

Chris Brown, (734) 756-1817, smalltownchrisbrown@gmail.com

Radio

106.1-FM 'The Ticket' - Grand Rapids (Whitecaps Flagship Station)

Travis Gibbs (616) 970-6962, Travis.Gibbs@cumulus.com

Television

WOOD-TV 8 Grand Rapids (NBC)

Jack Doles, Sports Director, (616) 235-4317, jack.doles@woodtv.com

WZZM-TV 13 Grand Rapids (ABC)

Jordan Hatfield, Sports Director, (616) 559-1432, jordanhatfield@13onyourside.com

WXMI FOX 17 Grand Rapids (FOX)

(616) 447-5179


WWMT-TV 3 Kalamazoo (CBS)

Andy Pepper, Sports Director, (269) 388-4717, apepper@wwmt.com

WWTW Cadillac (CBS)

Matthew Doyle, Sports Director, (231) 775-3478 x3132, matthewdoyle@misportsnow.com

Broadcast Information



The West Michigan Whitecaps Baseball Network can be found online through **MiLB.TV** the **Bally Live App**, and are now back on the radio. The flagship radio station of the Whitecaps is **106.1 FM 'The Ticket'** and **WJRW-AM 1340**, which will host all 132 regular-season games live. Dan Hasty returns to handle play-by-play duties along with Nate Wangler as part of the broadcast team.

The complete broadcast schedule and an online stream of every broadcast can be found at www.whitecapsbaseball.com. All home games and road games are also streamed through the **MLB First Pitch** and **Bally Live** mobile apps.

Whitecaps No-Hitters

The Whitecaps have thrown five no-hitters in franchise history, including two at LMCU Ballpark. Two occurred in a span of four days during the 2000 season. More than 21 years later, the Whitecaps threw a no-hitter on July 15, 2021 at LMCU Ballpark.

Date	Whitecap(s)	Game Result
April 20, 1997	Dave Borkowski	W 6-0 @ Kane County
April 17, 1999	Sean Buller & Luis Pineda	W 2-0 (7 inn./Game 2) @ South Bend
June 10, 2000	Tommy Marx	W 8-0 vs. Kane County
June 13, 2000	Calvin Chipperfield	W 2-0 (7 inn./Game 2) vs. Kane County
July 15, 2021	Sandel De La Cruz, Michael Beinlien Jared Tobey, Bryce Tassin	W 4-0 (7 inn./Game 2) vs. Fort Wayne



INFORMATION/DIRECTORIES

MLB PDL Information

League Statistician Major League Baseball Advanced Media (BAM)
75 Ninth Avenue
New York, NY 10011

Phone.....(212) 485-3444

League General Managers **Zack Brockman** (Beloit), **Scott Wilson** (Cedar Rapids), **Robert Murphy** (Dayton), **Mike Nutter** (Fort Wayne), **Chris Mundhenk** (Great Lakes), **Jon Yorlko** (Lake County), **Zac Clark** (Lansing), **Jason Mott** (Peoria), **Joe Kubly** (Quad Cities), **Nick Brown** (South Bend), **Jim Jarecki** (West Michigan), **Rob Zerjav** (Wisconsin)



Affiliate Directory

Organization	Phone	Fax	Press Box
Detroit Tigers	(313) 471-2000	(313) 471-2138	(313) 471-2114
Toledo Mud Hens	(419) 725-4367	(419) 725-4368	(419) 725-4367 Ext. 149
Eric SeaWolves	(814) 456-1300	(814) 456-7520	(814) 456-1300 Ext. 211
Lakeland Flying Tigers	(863) 686-8075	(863) 688-9589	(863) 413-4001
Beloit Sky Carp	(608) 362-2272	(608) 362-0418	(608) 362-2078
Cedar Rapids Kernels	(319) 363-3887	(319) 363-5631	(319) 896-7579
Dayton Dragons	(937) 228-2287	(937) 228-2284	(937) 281-0042
Fort Wayne TinCaps	(260) 482-6400	(260) 471-4678	(260) 407-5769
Great Lakes Loons	(989) 837-2255	(989) 837-8780	(989) 837-6158
Lake County Captains	(440) 975-8085	(440) 975-8958	(440) 975-8085 Ext. 144
Lansing Lugnuts	(517) 485-4500	(517) 485-4518	(517) 485-5307
Peoria Chiefs	(309) 680-4000	(309) 680-4080	(309) 680-4045
Quad Cities River Bandits	(563) 324-3000	(563) 324-3109	(563) 333-2700
South Bend Cubs	(574) 235-9988	(574) 235-9950	(574) 968-0800
West Michigan Whitecaps	(616) 784-4131	(616) 784-4911	(616) 784-2870
Wisconsin Timber Rattlers	(920) 733-4152	(920) 733-8032	(920) 733-6342
MLB Advanced Media	(212) 485-3444	(212) 485-3456	N/A

Midwest League Newspaper Directory

Club	Newspaper	Beat Writer	Phone	Fax/Email
Beloit	Beloit Daily News	Jim Franz	(608) 364-9223	(608) 365-1420
	Janesville Gazette	Eric Schmoldt	(608) 754-3311	(608) 755-8349
	Rockford Register Star	Jay Taft	(815) 987-1380	
	CSI Media	Todd Mischler	(262) 728-3424	(262) 728-5479
Cedar Rapids	Cedar Rapids Gazette	Jeff Johnson	(800) 397-8258	(319) 398-5861
	Dayton Daily News	John Boyle	(937) 225-2395	(937) 225-7352
Fort Wayne	Journal Gazette	Dylan Sinn	(260) 461-8260	(260) 461-8648
	The News Sentinel	Tom Davis	(260) 461-8240	(260) 461-8817
Great Lakes	Midland Daily News	Dan Chalk	(989) 832-5151	
	MLive.com: Bay City/Saginaw	Hugh Bernreuter	(989) 776-9771	
	Morning Sun	Jim Lahde/Nate Schneider	(989) 779-6000	(810) 776-6125
Lake County	The News Herald	David Glasier	(440) 951-0000	sports@news herald.com
	Lake County Gazette		(440) 428-0790	(440) 428-0786
	Cleveland Plain Dealer	Tim Warsinsky	(440) 602-4770	mstarkey@plaind.com
	Lake County Sentinel	Tim Shirer	(440) 487-0892	
Lansing	Lansing State Journal	Brian Calloway	(517) 377-1071	(517) 377-1298
Peoria	Peoria Journal Star	Dave Eminian	(309) 256-1438	(309) 686-3205
	Quad-City Times	Steve Battersson	(563) 383-2285	(563) 383-2370
Quad Cities	Moline Dispatch/Rock Island Argus	Daniel Makarewicz	(309) 757-4968	(309) 797-0317
	South Bend Tribune	Tom Noie	(574) 235-6153	(574) 235-6091
South Bend	Elkhart Truth	Ken Fox	(574) 294-1661	(574) 235-6091
	Appleton Post Crescent	Mike Sherry	(920) 993-1000	(920) 733-1945
Wisconsin	Oshkosh Northwestern	Steve Clark	(920) 426-6659	(920) 426-6600
	Green Bay Press Gazette	Dale O'Brien	(920) 431-8413	(920) 431-8379

2025 WHITECAPS

SEASON REVIEW

OPPONENTS

HISTORY

RECORDS

DETROIT TIGERS

MEDIA



SEVEN-TIME MIDWEST LEAGUE CHAMPIONS
1996 ♦ 1998 ♦ 2004 ♦ 2006 ♦ 2007 ♦ 2015 ♦ 2025



The 2026 West Michigan Whitecaps Media Guide was designed, compiled and edited by Dan Hasty. Thanks to Jim Jarecki, Alex Brodsky, Lori Ashcroft, Scott Lutz, Kelly Gonzalez-Diaz, Brooke Simpson, Ben Love, Major League Baseball Advanced Media, Minor League Baseball, and *Baseball America* for their input and assistance. All photos are property of the Whitecaps. Entire contents © Whitecaps Professional Baseball Corporation.

2025 WHITECAPS

SEASON REVIEW

OPPONENTS

HISTORY

RECORDS

DETROIT TIGERS

MEDIA

2026 *WHITECAPS* MEDIA REGULATIONS

SEASON CREDENTIALS will be issued only to those legitimate newsgathering organizations that plan to cover the Whitecaps on a regular basis. Credentials are non-transferable and must be visible at all times.

DAILY CREDENTIALS will be issued to legitimate newsgathering organizations that do not qualify for season credentials. To obtain credentials, your initial request must be made in writing to the Whitecaps Media Relations department. Once your letter is on file, contact either Dan Hasty by email at danh@whitecapsbaseball.com or phone (616-784-4131) or Ben Love at BenL@whitecapsbaseball.com or 616-318-8949 in daily credential requests. The deadline to submit your credential request is five hours before game time.

PARKING PASSES: Your media pass will also serve as a parking pass. The reserved media parking area is in the south parking lot in the rows closest to US 131. A parking attendant will direct you to the proper space. There is no parking fee for working media.

PRESS WILL CALL: Credentials may be picked up at the Will Call window (on the south side of the ballpark). Will Call opens two hours prior to game time.

ADMISSION: Media must enter LMCU Ballpark through the Pass Gate, located to the right of the ticket windows.

TELEVISION CREWS: There is a television platform located on the concourse behind home plate. Reserved parking for photographers is located near the service entrance and is identified by outlet.

FIELD: Only credentialed media with field access will be allowed onto the field. All media must clear the field 15 minutes prior to the start of the game unless special permission has been granted.

DUGOUT: Photographers are allowed in the dugout camera area, but are not permitted into the team's side of the dugout, which is designated by a solid yellow line.

PRESS BOX: The press box is located on the upper level behind home plate. The entrance to the press box is located between sections 216 and 217. No food or drink is to leave the press box unless it is for a member of a camera crew. The press box is available to working media only. No spouses, guests or children of members of the media will be allowed in the press box.

MEDIA SEATING: Media will be able to use the visiting radio booth, assuming the visiting team's radio crew has decided not to travel to LMCU Ballpark.

INTERVIEWS: Interviews will follow a predetermined schedule for before and after games. In order to request an interview, contact Nate Phillips at NateP@whitecapsbaseball.com or 616-318-8949, or Dan Hasty at DanH@whitecapsbaseball.com.

FOOD: Working media members may write food orders on the clipboard located just inside the door of the press box. Orders will be submitted to the suite staff at the start of the first inning. Media food is complimentary, within reason. Tips for the waitstaff are encouraged.

STATS & INFORMATION: The West Michigan Whitecaps media department is entirely paperless and digital this season. Media materials are accessible via the Whitecaps Online Press Box at www.milb.com/west-michigan/team/pressbox. Game notes and statistics should be made available approximately two hours before game time. Anyone needing information earlier should contact the Whitecaps' Media Relations department.

CLUBHOUSE: The Whitecaps' clubhouse is open to the media during the first 30 minutes of visitors batting practice and shortly after the game with permission and admission from a member of the Whitecaps' Media Relations department. These times are estimates and can be changed at the manager's discretion. If you have a specific request for an interview, please contact Dan Hasty at (586) 604-6755 at least one day in advance. The training room is always off-limits to members of the media.

BATTING PRACTICE: Members of the media are welcome to attend batting practice and interview players during this time. A member of the Whitecaps' Media Relations department should accompany media members for interviews during batting practice. While on the field, members of the media must stay in foul territory to avoid possible injury. The Whitecaps are not responsible for any injuries that may be incurred while on the field.

AUTOGRAPHS: Autograph seeking by members of the media is prohibited.

FOR MORE INFORMATION regarding policies or questions about interviews, photo requests, statistical information, credential requests, news releases, etc., please contact Dan Hasty at (586) 604-6755.

VIOLATIONS of media regulations may result in revocation of an individual's credentials.

These rules and regulations are subject to change at the discretion of the Whitecaps' Media Relations department or Whitecaps Manager René Rivera. Thank you for your cooperation.

2026 SCHEDULE

APRIL

SUN	MON	TUE	WED	THUR	FRI	SAT
			1	2	3	4
				6:35 LC	6:35 LC	1:00 LC
5	6	7	8	9	10	11
		6:35 GL	12:05 GL	6:35 GL	6:35 GL	2:00 GL
12	13	14	15	16	17	18
2:00 GL		6:05 LAN	6:05 LAN	6:05 LAN	6:05 LAN	1:05 LAN
19	20	21	22	23	24	25
1:05 LAN		6:35 LC	12:05 LC	6:35 LC	6:35 LC	2:00 LC
26	27	28	29	30		
2:00 LC		6:05 CR	12:05 CR	6:05 CR		

MAY

SUN	MON	TUE	WED	THUR	FRI	SAT
					1	2
					6:05 CR	6:05 CR
3	4	5	6	7	8	9
1:05 CR		6:35 DAY	6:05 DAY	11:00 DAY	6:35 DAY	2:00 DAY
10	11	12	13	14	15	16
2:00 DAY		11:05 GL	6:05 GL	6:05 GL	6:05 GL	6:05 GL
17	18	19	20	21	22	23
1:05 GL		6:05 SB	11:00 SB	6:35 SB	6:35 SB	7:05 SB
24	25	26	27	28	29	30
6:35 SB		6:05 LAN	11:05 LAN	7:05 LAN	7:05 LAN	7:05 LAN
31						
1:05 LAN						

JUNE

SUN	MON	TUE	WED	THUR	FRI	SAT
	1	2	3	4	5	6
		6:35 DAY	6:35 DAY	6:35 DAY	6:35 DAY	7:05 DAY
7	8	9	10	11	12	13
2:00 DAY		6:05 LC	11:05 LC	7:00 LC	7:00 LC	7:00 LC
14	15	16	17	18	19	20
4:00 LC		6:35 LAN	6:35 LAN	6:35 LAN	6:35 LAN	7:05 LAN
21	22	23	24	25	26	27
2:00 LAN		7:05 DAY	7:05 DAY	7:05 DAY	7:05 DAY	7:05 DAY
28	29	30				
1:05 DAY		6:35 LC				

JULY

SUN	MON	TUE	WED	THUR	FRI	SAT
			1	2	3	4
			6:35 LC	6:35 LC	6:35 LC	7:05 LC
5	6	7	8	9	10	11
2:00 LC		12:05 FW	6:35 FW	6:35 FW	6:35 FW	7:05 FW
12	13	14	15	16	17	18
2:00 FW					7:05 GL	7:05 GL
19	20	21	22	23	24	25
1:05 GL		6:35 PEO	12:05 PEO	6:35 PEO	7:05 PEO	7:05 PEO
26	27	28	29	30	31	
2:05 PEO		6:35 BEL	6:35 BEL	6:35 BEL	6:35 BEL	

AUGUST

SUN	MON	TUE	WED	THUR	FRI	SAT
						1
						7:05 BEL
2	3	4	5	6	7	8
2:00 BEL		6:35 FW	6:35 FW	7:05 FW	7:05 FW	6:35 FW
9	10	11	12	13	14	15
1:05 FW		6:35 LAN	6:35 LAN	6:35 LAN	6:35 LAN	7:05 LAN
16	17	18	19	20	21	22
2:00 LAN		7:05 SB	7:05 SB	7:05 SB	7:05 SB	7:05 SB
23	24	25	26	27	28	29
2:05 SB		6:35 PEO	6:35 PEO	6:35 PEO	6:35 PEO	7:05 PEO
30	31					
2:00 PEO						

SEPTEMBER

SUN	MON	TUE	WED	THUR	FRI	SAT
		1	2	3	4	5
		7:05 DAY	7:05 DAY	7:05 DAY	7:05 DAY	7:05 DAY
6	7	8	9	10	11	12
1:05 DAY	PLAYOFFS					
13	14	15	16	17	18	19
PLAYOFFS						

HOME AWAY OFF  HIGH-A AFFILIATE

ALL GAME DATES AND TIMES ARE LOCAL AND ARE SUBJECT TO CHANGE



MIDWEST LEAGUE

- BEL** BELOIT SKY CARP (MARLINS)
- CR** CEDAR RAPIDS KERNELS (TWINS)
- DAY** DAY TON DRAGONS (REDS)
- FW** FORT WAYNE TINCAPS (PADRES)
- GL** GREAT LAKES LOONS (DODGERS)

LAN

- LAN** LANSING LUGNUTS (A's)
- LC** LAKE COUNTY CAPTAINS (GUARDIANS)
- PEO** PEORIA CHIEFS (CARDINALS)
- QC** QUAD CITIES RIVER BANDITS (ROYALS)
- SB** SOUTH BEND CUBS (CUBS)
- WIS** WISCONSIN TIMBER RATTLERS (BREWERS)

 **WHITECAPSBASEBALL.COM**

