

OMAHA STORM CHASERS GAME NOTES

vs. LOUISVILLE BATS

RHP Mike Mayers (1-1, 8.25 ERA) vs. LHP Brandon Williamson (1-3, 8.46 ERA)

Friday, May 5, 2023 | Game #29 | Home Game #16

6:35 p.m. CT | Werner Park | Papillion, Nebraska

Radio: stormchasers.mixlr.com | TV: Bally Live, MiLB.TV

10-18

12-17

Omaha Storm Chasers | 12356 Ballpark Way, Papillion, Nebraska 68046 | (402) 738-5100 | OmahaStormChasers.com | @OMASstormChasers

UPCOMING SCHEDULE & PROBABLE PITCHERS

UPCOMING GAMES	OPPONENT	TIME (CT)	PROBABLE PITCHERS
Saturday, May 6	LOUISVILLE	6:35 p.m. CT	TBD vs. RHP Levi Stoudt (1-2, 5.68 ERA)
Sunday, May 7	LOUISVILLE	2:05 p.m. CT	RHP Max Castillo (0-5, 6.66 ERA) vs. LHP Andrew Abbott (1-0, 1.80 ERA)
Tuesday, May 9	@ Scranton/WB	5:05 p.m. CT	TBD vs. TBD
Wednesday, May 10	@ Scranton/WB	10:05 a.m. CT	LHP Drew Parrish (1-1, 4.50 ERA) vs. TBD

THE MATCHUP

(UNDERLINE = MiLB LEADER) (BOLD = TRIPLE-A LEADER) (ITALICS = TRIPLE-A WORST)

.253 (11TH)	AVG > .263 (5TH)	5.99 (19TH)	ERA - 5.99 (19TH)
150 (10TH)	R > 151 (9TH)	1.64 (18TH)	WHIP 1.68 (19TH)
239 (13TH)	H > 254 (3RD)	.290 (20TH)	AVG > .272 (16TH)
34 (9TH)	HR > 40 (5TH)	248.0 (10TH)	IP 243.1 (13TH)
121 (14TH)	BB > 127 (11TH)	287 (20TH)	H > 254 (13TH)
238 (6TH)	K > 281 (17TH)	184 (20TH)	- > 182 (19TH)
49 (2ND)	SB > 26 (14TH)	41 (18TH)	HR > 31 (6TH)
342 (17TH)	OBP > .353 (6TH)	119 (5TH)	BB 155 (18TH)
430 (9TH)	SLG > .451 (7TH)	231 (17TH)	K 204 (20TH)
.772 (9TH)	OPS > .804 (6TH)	0 (14TH)	SHO - 0 (14TH)

ALL-TIME vs. Louisville 145-144 (.502)
 ALL-TIME at Omaha (Since 2021) 8-7 (.533)
 ALL-TIME at Louisville (Since 2021) 6-6 (.500)

2023 vs. Bats 0-3 (.000)
 2023 at Werner Park 0-3 (.000)
 2023 at Louisville Slugger Field

DATE	H/R	SCORE	WIN	LOSS	SAVE
5/2	H	L, 10-4	A. Abbott	M. Castillo	-
5/3	H	L, 7-4	B. Lively	M. Martinez	-
5/4	H	L, 12-10	R. Wynne	D. Parrish	-
5/5	H				
5/6	H				
5/7	H				
8/1	R				
8/2	R				
8/3	R				
8/4	R				
8/5	R				
8/6	R				
8/29	H				
8/30	H				
8/31	H				
9/1	H				
9/2	H				
9/3	H				

STORM CHASERS ON THE RISE

Omaha players that appear on a Top-30 Royals prospects ranking

PLAYER (Position)	MLB PIPELINE	BASEBALL AMERICA
Nick Loftin (INF/OF)	Royals No. 4	Royals No. 8
Tyler Gentry (OF)	Royals No. 8	Royals No. 7
Samad Taylor (INF/OF)	Royals No. 21	Royals No. 24
Tucker Bradley (OF)	Royals No. 25	-
Jackson Kowar (RHP)	-	Royals No. 17
Max Castillo (RHP)	-	Royals No. 18

STORM CHASERS PRESS BOX

Game Notes compiled by Nicholas Badders

Credential Requests: nicholasb@omahastormchasers.com

Omaha Storm Chasers gameday information, as well as the 2023 Storm Chasers Media Guide can be found at milb.com/omaha/ballpark/media or by scanning the QR code to the right.



YESTERDAY'S GAME

	1	2	3	4	5	6	7	8	9	R	H	E	LO
Louisville	4	0	4	0	1	2	0	0	1	12	13	4	4
Omaha	4	1	0	1	0	1	1	0	2	10	11	1	9

WIN: Randy Wynne (1-1) | LOSS: Drew Parrish (1-1) | SAVE: None

- PAPILLION, NEB.** – A 3-homer game and cycle from separate Bats players were too much offense for the Storm Chasers to overcome, dropping a 3rd straight game to Louisville Thursday night, 12-10, despite bringing the winning run to the plate in the 9th inning.
- A triple and two homers gave the Bats four runs in the top of the 1st inning ... the Chasers countered with four in the bottom half, knocking Louisville starter *Kevin Herget* out of the game after just 0.2 inning ... in his Chasers, debut *Franmil Reyes* reached on an error to score the first run, then *Nick Loftin* singled in one and *Brewer Hicklen* doubled in Reyes and Loftin to tie the game.
 - Briefly, Omaha took a lead in the 2nd inning as Loftin doubled home *CJ Alexander*, but the Bats scored four more in the third to take the lead, on two more two-run homers ... Reyes collected his first Omaha hit and RBI in the 4th, as he singled home *Samad Taylor*, as the time making the score 8-6 in favor of the bats.
 - Louisville added insurance in the 5th inning, on a solo homer from *Matt McClain*, who finished off the cycle in his fourth plate appearance of the night in the 6th, as he singled home two, also having tripled in the first and doubled in the 3rd.
 - Tyler Gentry* played a run with a sacrifice fly in the 7th inning, to keep the Chasers within reach, but *Christian Encarnacion-Strand*'s 3rd homer of the game with one out in the top of the 9th for the Bats ended up being a crucial insurance run.
 - Omaha refused to go quietly in the ninth, as Reyes led off with a double, then scored on an RBI double from *Logan Porter* ... *Tucker Bradley* was hit by a pitch and *Angelo Castellano* reached on a run-scoring error, brining Taylor to the plate with two outs as the winning run.
 - While he bounced into a fielder's choice to end the game, Taylor finished the night 2-for-4 with three runs scored and a pair of walks ... he stole four bases across his first four plate appearances, the second time in his career and the second time the feat was accomplished by a Storm Chaser.
 - Omaha starter *Drew Parrish* was charged with nine runs on 10 hits over 5.0 innings, followed by right-hander *Jonah Dipoto* in his Triple-A debut, allowing two unearned runs with a pair of strikeouts in the 6th inning.
 - Evan Sisk* and *Brooks Kriske* each offered scoreless innings behind Dipoto, while *Ryan Weiss* surrendered the ninth inning homer to Encarnacion-Strand.

NOTES AND NUGGETS

ROLLING IN THE DEEP

- With 5.0 innings from Drew Parrish yesterday Omaha starting pitchers have combined to throw 128.0 innings this seasons, the 4th-most among International League teams, however the 6.75 ERA ranks as the worst in the 20-team league.
- Omaha starters have thrown at least 5.0 innings in 16 of 28 games this season, including 14 of the last 15 ... in that 16 game stretch since April 18, the staff's 79.1 innings throw by Chasers starters are the most of any Minor League club (closest: Memphis Redbirds, 77.1 IP).
 - The last 16 games have featured four quality starts, from *Mike Mayers* (4/18), *Jonathan Heasley* (4/19), *Austin Cox* (4/27) and *Drew Parrish* (4/28).
 - While they're generally going deep into games, Omaha starters are receiving an average of 2.50 runs of support per start ... they're 7-5 when getting at least 3 runs of support and 3-13 when getting 2 or less, with 6 games of 0 run support for the starter.

OMAHA DEBUTANTS

- Franmil Reyes* became the 5th hitter to make their Storm Chasers debut in 2023 in yesterday's game.
- All five have recorded a hit in their first game with Omaha, while four of the five have produced a multi-hit game and three drove in at least one run.
 - Reyes went 2-for-5 yesterday, with an RBI single, double and two runs scored, in what was also his first game at Werner Park.
 - Previously, four batters made their Omaha debuts on March 31 @ Indianapolis – *CJ Alexander* (3-for-5), *Tucker Bradley* (3-for-4), *Tyler Gentry* (1-for-5) and *Samad Taylor* (2-for-5).

CATCH ME IF YOU CAN

- Second baseman *Samad Taylor* went 2-for-4 yesterday with a pair of walks and stole four bases in his times reaching base, the second Storm Chaser ever to do so.
- Prior to yesterday's game, only one Omaha player since 2005 had stolen four bases in a game – *Jarrod Dyson* accomplished the feat on June 10, 2013 @ Nashville.
 - Taylor is the 5th player in the Minor Leagues to steal four bases in a game this season, last accomplished by Biloxi Shuckers left fielder *Isaac Collins* on April 30 vs. Mississippi.
 - Yesterday was the 2nd time in Taylor's professional career he swiped four bags in a game, first doing it on July 1, 2018 with the Lansing Lugnuts on the road @ Great Lakes.

THRICE AS (NOT) NICE

- Yesterday, Louisville's *Christian Encarnacion-Strand* became the fourth player to homer three times in a game at Werner Park.
- Most recently, *Alexander Canario* accomplished the feat with the Iowa Cubs on September 20, 2022, the 1st visiting player to produce a 3-homer game at Werner Park.
 - Two Chasers have had 3-homer games at Werner Park since 2011, including *Brett Eibner* on May 12, 2016 vs. Memphis and *Francisco Peña* on June 16, 2015 vs. Iowa.

AT A GLANCE

RECENT

Last 5 Games 1-4
 Last 10 Games 3-7
 Last 20 Games 6-14

HOME/AWAY

Home Games 3-12
 Away Games 7-6

TIME OF DAY

Night Games 4-11
 Day Games 6-7

MONTH

March 1-0
 April 9-15
 May 0-3
 June
 July
 August
 September

OPPONENT

vs. Columbus
 vs. Gwinnett 1-5
 vs. Indianapolis 3-0
 vs. Iowa 2-2
 vs. Louisville 0-3
 vs. Memphis
 vs. Nashville 2-4
 vs. Rochester
 vs. Scranton/WB
 vs. St. Paul
 vs. Toledo 2-4

DAY OF THE WEEK

on Monday
 on Tuesday 0-5
 on Wednesday 1-4
 on Thursday 1-4
 on Friday 3-2
 on Saturday 2-2
 on Sunday 3-1

THIS HOMESTAND

Record 0-3
 Batting Average (.252)
 Runs/Per Game 18/6.0
 Home Runs 1
 ERA 8.67 (26 ER / 27.0 IP)
 Strikeouts (K/9) 26 (8.7)
 Saves/Opportunities ... 0/0

QUICK FACTS

Founded.....	2011 (1969-2010: Omaha Royals)
Colors.....	Royal Blue, Twister Gold, Blackout Black
League.....	International League (Since 2021)
Ownership.....	Alliance Baseball Omaha LLC
General Manager.....	Laurie Schlender (4th Year)
Home Ballpark (Capacity).....	Werner Park (9,023, 6,254 fixed seats)
Dimensions.....	LF- 310 CF- 402 RF- 315

ROSTER BREAKDOWN

Age 22.....0	Native of Cuba.....1
Age 23.....0	Native of Dominican Republic.....2
Age 24.....4	Native of United States.....24
Age 25.....3	Native of Venezuela.....2
Age 26.....9	Acquired by Royals via Free Agency.....10
Age 27.....6	(International).....1 (Minor League) ...6 (Undrafted).....3
Age 28.....2	Acquired by Royals via Trade.....6
Age 29.....1	Acquired by Royals via Waivers.....1
Age 30.....1	Acquired by Royals via First Year Player Draft.....11
Age 31.....2	(High School).....0 (Rounds 1-5).....3 (2015-17 Drafts).....2
Age 32.....0	(2nd Year/College).....1 (Rounds 6-10).....3 (2018 Draft).....4
Average Age26 Years 209 Days	(3rd Year/College).....7 (Rounds 11-20).....2 (2019 Draft).....3
Median Age26	(4th+ Year/College).....3 (Rounds 21-40).....3 (2020 Draft).....2

PRO-NUN-SEE-AY-SHUNS

PLAYERS












0 SAMAD TAYLOR.....	(suh-mod)
2 RYAN GOINS.....	(GO-ins)
6 CLAY DUNGAN.....	(duhn-ginn)
15 FRANMIL REYES.....	(fran-MEAL)
16 DAIRON BLANCO.....	(DYE-rone)
17 ANGELO CASTELLANO.....	(kass-tay-AH-noh)
21 MIKE MAYERS.....	(MY-ers)
37 JACKSON KOWAR.....	(coh-wahr)
41 ANDRÉS NÚÑEZ.....	(ahn-drez NOON-yez)
44 RYAN WEISS.....	(wyss)
45 JOSE CUAS.....	(kwas)
50 MAX CASTILLO.....	(ca-STEE-yo)
55 JONAH DIPOTO.....	(dih-POH-to)
58 BROOKS KRISKE.....	(KRIS-kee)
62 NICK WITTGREN.....	(wit-grinn)

COACHES




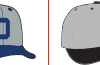








23 MIKE JIRSCHLE.....	(jursh-LEE)
33 DAVID NOWORYTA.....	(Nova-REE-tah)
52 BIJAN RADEMACHER.....	(bee-ZHON RAH-de-moch-err)

UNIFORM RECORDS

STANDARD UNIFORMS

 Blue Vortex Home: 1-7 Road: 0-0	 Blue O-Bolt Home: 0-1 Road: 7-6	 Powder SC Home: 2-3 Road: 0-0	 Powder O Home: 0-0 Road: 0-0
 Home White Home: 1-7 Road: 0-0	 Road Grey Home: 0-0 Road: 3-4	 Blue O-Bolt Home: 0-1 Road: 4-2	 Powder Blue Home: 2-3 Road: 0-0
 Black O-Bolt Home: 0-0 Road: 0-0	 Community Home: 0-1 Road: 0-0	 Star Wars Home: 0-0 Road: 0-0	 Patriotic Home: 0-0 Road: 0-0

SPECIALTY/THEME NIGHTS

 Black O-Bolt Home: 0-1 Road: 0-0	 Patriotic Home: 0-0 Road: 0-0	 Runzas Home: 0-0 Road: 0-0	 Cattlemen Home: 0-0 Road: 0-0	 Rockets Home: 0-0 Road: 0-0	 Marvel Home: 0-0 Road: 0-0	 Throwback Home: 0-0 Road: 0-0
 Community Home: 0-1 Road: 0-0	 Star Wars Home: 0-0 Road: 0-0	 Patriotic Home: 0-0 Road: 0-0	 Runzas Home: 0-0 Road: 0-0	 Cattlemen Home: 0-0 Road: 0-0	 Rockets Home: 0-0 Road: 0-0	 Marvel Home: 0-0 Road: 0-0
 Throwback Home: 0-0 Road: 0-0	 Corn Home: 0-0 Road: 0-0					

RECENT TRANSACTIONS

2023 BREAKING ROSTER

Pitchers (15): RHP Max Castillo, LHP Austin Cox, RHP Jonathan Heasley, RHP Jackson Kowar, RHP Brooks Kriske, LHP Marcelo Martinez, RHP Mike Mayers, RHP Andrés Núñez, LHP Drew Parrish, LHP Evan Sisk, RHP Collin Snider, RHP Josh Staumont, LHP Josh Taylor, RHP Ryan Weiss, RHP Nick Wittgren

Catchers (3): Freddy Fermin, Logan Porter, Jakson Reetz

Infielders (6): CJ Alexander, Angelo Castellano, Maikel Garcia, Nick Loftin, Nick Pratto, Samad Taylor

Outfielders (3): Dairon Blanco, Tucker Bradley, Brewer Hicklen


- 3/31 Kansas City Royals announce Breaking Roster
- 4/5 1B **Nick Pratto** recalled by KANSAS CITY from Omaha
- 4/6 1B **Nick Pratto** optioned to Omaha
- 4/12 LHP **Josh Dye** activated from the Development List
- 4/14 RHP **Josh Staumont** recalled by KANSAS CITY from Omaha
- RHP **Dylan Coleman** optioned to Omaha
- 4/16 LHP **Josh Taylor** recalled by KANSAS CITY from Omaha
- 4/21 C **Freddy Fermin** recalled by KANSAS CITY from Omaha
- 4/25 OF **Brewer Hicklen** activated from the 7-Day Injured List
- RHP **Zach Willeman** released
- 4/27 OF **Nate Eaton** optioned to Omaha
- 4/28 1B **Nick Pratto** recalled by KANSAS CITY from Omaha
- 4/29 C **Freddy Fermin** optioned to Omaha (AAA)
- 5/2 INF **Maikel Garcia** recalled by KANSAS CITY from Omaha
- C **Freddy Fermin** recalled by KANSAS CITY from Omaha
- LHP **Josh Dye** released
- 5/3 RHP **Jonah Dipoto** transferred to Omaha from NW Arkansas (AA)
- LHP **Walter Pennington** transferred to Omaha from NW Arkansas (AA)
- LHP **Austin Cox** selected by Kansas City from Omaha
- RHP **Jose Cuas** optioned to Omaha

- 5/4 LHP **Marcelo Martinez** played on the Development List
- OF **Franmil Reyes** optioned to Omaha
- INF **Clay Dungan** activated from the 7-Day Injured List
- 5/5 RHP **Jonathan Heasley** recalled by KANSAS CITY from Omaha
- OF **Nate Eaton** recalled by KANSAS CITY from Omaha
- LHP **Austin Cox** optioned to Omaha



MANAGER: MIKE JIRSCHLE • #23

- ✦ Mike Jirschele returns for his 15th season as Omaha's manager, his 18th season managing in Minor League Baseball and 32nd season overall with the Royals organization, named to the position of Storm Chasers manager on January 13, 2023, after previously managing Triple-A Omaha from 1995-97 and 2003-13.
- ✦ Jirschele served on the Kansas City Royals coaching staff as the Third Base Coach from 2014-19 and won the World Series in 2015. Jirschele most recently served as the bench coach under manager Chris Widger during the 2022 season with the Double-A Northwest Arkansas Naturals. He spent the 2021 season as Widger's bench coach for the High-A Central champion Quad Cities River Bandits and served as Special Assistant to the General Manager in 2020.
- ✦ In his second stint as Omaha's manager, over 11 years from 2003 to 2013, he led the team to four division titles, three consecutive trips to the Pacific Coast League Championship Series (2011-2013), two PCL titles (2011, 2013) and the team's first of two Triple-A National Championships in 2013.
- ✦ He earned the 2011 Mike Coolbaugh Award for *outstanding baseball work ethic, knowledge of the game and skill in mentoring young players on the field* and he is a four-time recipient of the Dick Howser Award (1992, 1994, 2005, 2011), recognizing outstanding work in player development within the Royals organization.
- ✦ Prior to his time with Omaha and Kansas City, he served as the Royals Minor League Infield Coordinator for four years, from 1998-2002, and he held managerial positions with Wilmington (1994), Rockford (1993) and the Gulf Coast Royals (1992).
- ✦ He appeared 999 games in the Minor Leagues across 13 years, between 1977 and 1990, including 22 games with the Omaha Royals between 1988 and 1989.



PITCHING COACH: DANE JOHNSON • #59

- ✦ Dane Johnson enters his fourth year in the Royals organization and as the Storm Chasers pitching coach, after joining Kansas City ahead of the 2020 season. 2023 marks his 24th season coaching overall.
- ✦ He previously spent one season in the Miami Marlins organization (2019) as a Pitching Consultant and 19 seasons with the Toronto Blue Jays as a Minor League Pitching Coach from 2000-03, Pitching Coordinator from 2004-14 and Major League Bullpen Coach from 2015-18.
- ✦ Prior to entering coaching, spent 15 years as a player, including over 280 games in the Minor Leagues and parts of three seasons in the Majors with the Chicago White Sox (1994), Blue Jays (1996) and Oakland Athletics (1997), also playing two seasons (1990-1991) in the Chinese Professional Baseball League.
- ✦ Johnson and his wife, Gina, reside in Palm Harbor, Florida. They have two children: a daughter, Madison (31), and son, Cobi (27).



HITTING COACH: BIJAN RADEMACHER • #52

- ✦ Bijan Rademacher (*bi-ZHON RAH-de-moch-err*) joins the Royals as the Omaha Storm Chasers Hitting Coach this year after spending the last two years with the Arizona Diamondbacks as their Minor League Hitting Coordinator (2021) and ACL Hitting Coach (2022).
- ✦ Prior to coaching, he spent eight years playing professionally (2012-2019), spanning seven seasons in the Chicago Cubs organization (2012-18) and slashed .280/.361/.402 over 702 career MiLB games, reaching as high as Triple-A. He also played one season in independent baseball (2019) with the New Britain Bees in the Atlantic League, in addition to an offseason in the Mexican Pacific Winter League.
- ✦ Over 243 career Triple-A games with the Iowa Cubs, he played 11 games at Werner Park and was a .378 hitter (14-for-37) with one homer and 5 runs batted in while playing in Omaha.
- ✦ Rademacher lives in Tempe, Arizona with his wife Melissa.



BENCH COACH: DAVID NOWORYTA • #33 (3RD BASE COACH)

- ✦ David Noworyta (*Nova-REE-tah*) enters his second year in the Royals organization and first as Omaha's Bench Coach, after making his coaching debut in 2022 as the Assistant Hitting Coach for the River Bandits Kansas City's High-A affiliate.
- ✦ Prior to coaching, he spent four years playing professionally (2018-21), including three minor league seasons in the Detroit Tigers organization (2018-20), and one with the Independent Pioneer League's Billings Mustangs in 2021. Before signing with Detroit in 2018, Noworyta graduated from the University of Hawaii with a bachelor's degree in communications and journalism, and played in parts of three seasons for their baseball team.
- ✦ Noworyta attended Holy Cross Academy (N.J.), where he played baseball and basketball, and was selected by the Royals in the 37th round of the 2014 MLB Draft. He resides in Hainesport, N.J. in the offseason.



CERTIFIED ATHLETIC TRAINER: JAMES STONE

- ✦ James Stone is entering his fifth season as the Certified Athletic Trainer for the Storm Chasers after serving the previous seven seasons with the Wilmington Blue Rocks (Royals High-A), including the 2015 season, in which he was named Carolina League Athletic Trainer of the Year.
- ✦ He joined the Kansas City organization in 2010 as the athletic trainer for the Class-A Burlington Bees. He came to the Royals after spending one season with the Central Valley Coyotes (Fresno, California) in Arena Football 2.
- ✦ Stone worked three seasons in the Florida Marlins organization, with stops in Jupiter (2008), Greensboro (2007) and Jamestown (2006), winning New York-Penn League Trainer of the Year honors in 2006.
- ✦ He was the Strength and Conditioning Coach for the Baltimore Orioles Class-A affiliate, the Delmarva Shorebirds, in 2005.
- ✦ Stone graduated with a bachelor's of science in kinesiology from Cal State-Northridge. He resides in Simi Valley, California with his dog, Ozzie.



STRENGTH & CONDITIONING COACH: YANNICK PLANTE

- ✦ Yannick Plante is entering his third season as the Strength & Conditioning Coach for the Storm Chasers, after being slated to serve in that role with Northwest Arkansas in 2020.
- ✦ He began with the Kansas City Organization in 2019 as the athletic trainer for the Burlington Royals (Advanced Rookie, Appalachian League). He was then a staff member of the Surprise Saguaros of the Arizona Fall League in the fall of 2019.
- ✦ Plante has a master's degree in kinesiology from the University of Calgary and a bachelor's degree in human kinetics with specialization in biophysics from the University of Ottawa. He currently lives in Ottawa, Ontario.



TONY MEDINA
MINOR LEAGUE/LATIN AMERICA
MEDICAL COORDINATOR



BEN NICHOLAS
PLAYER DEVELOPMENT TRAINEE



JEREMY OWENS
PLAYER DEVELOPMENT TRAINEE

Mike Mayers - Pitching - Stat Splits - 2023 - Regular Season

Split	Team	W	L	ERA	G	GS	CG	SHO	SV	IP	H	R	ER	HR	HB	BB	IBB	SO	WHIP	AVG	AB	WP	BK	GIDP	TBF	NP-S
Home Games	OMA	1	0	2.81	3	3	0	0	0	16.0	16	5	5	0	0	5	0	12	1.31	.262	61	2	0	2	69	257 - 164
Away Games	OMA	0	1	19.13	3	3	0	0	0	8.0	17	17	17	4	2	7	0	9	3.00	.415	41	0	0	0	50	186 - 112
Day Games	OMA	1	0	3.60	2	2	0	0	0	10.0	13	4	4	0	0	3	0	10	1.60	.310	42	2	0	2	46	178 - 112
Night Games	OMA	0	1	11.57	4	4	0	0	0	14.0	20	18	18	4	2	9	0	11	2.07	.333	60	0	0	0	73	265 - 164
On Grass	OMA	1	1	8.25	6	6	0	0	0	24.0	33	22	22	4	2	12	0	21	1.88	.324	102	2	0	2	119	443 - 276
March	OMA	0	0	11.25	1	1	0	0	0	4.0	7	5	5	1	1	0	0	4	1.75	.368	19	0	0	0	20	61 - 42
April	OMA	1	1	7.65	5	5	0	0	0	20.0	26	17	17	3	1	12	0	17	1.90	.313	83	2	0	2	99	382 - 234
On Tuesdays	OMA	0	1	10.13	2	2	0	0	0	8.0	7	9	9	2	1	6	0	5	1.63	.241	29	0	0	0	38	142 - 85
On Wednesdays	OMA	0	0	1.80	1	1	0	0	0	5.0	7	1	1	0	0	1	0	6	1.60	.333	21	1	0	1	22	88 - 55
On Fridays	OMA	0	0	11.25	1	1	0	0	0	4.0	7	5	5	1	1	0	0	4	1.75	.368	19	0	0	0	20	61 - 42
On Saturdays	OMA	0	0	18.00	1	1	0	0	0	2.0	6	4	4	1	0	3	0	2	4.50	.500	12	0	0	0	15	62 - 37
On Sundays	OMA	1	0	5.40	1	1	0	0	0	5.0	6	3	3	0	0	2	0	4	1.60	.286	21	1	0	1	24	90 - 57
In games following a loss	OMA	1	1	10.29	4	4	0	0	0	14.0	23	16	16	3	1	10	0	15	2.36	.359	64	2	0	2	76	303 - 182

Mike Mayers - Opposing Hitting - Stat Splits - 2023 - Regular Season

Split	Team	AVG	G	AB	R	H	2B	3B	HR	RBI	BB	IBB	SO	SB	CS	OBP	SLG	OPS	HBP	SAC	SF	GIDP
vs Left	OMA	.316	6	57		18	6	1	4	15	10	0	13			.414	.667	1.081	1	0	2	1
vs Right	OMA	.333	6	45		15	1	0	0	4	2	0	8			.375	.356	.731	1	0	0	1
Team is ahead	OMA	.438	2	16		7	2	0	1	4	3	0	4			.526	.750	1.276	0	0	0	0
Team is behind	OMA	.250	5	56		14	2	0	1	9	9	0	12			.368	.339	.707	2	0	1	1
Score is tied	OMA	.400	5	30		12	3	1	2	6	0	0	5			.387	.767	1.154	0	0	1	1
Batting First	OMA	.333	6	15		5	4	1	0	0	1	0	4			.375	.733	1.108	0	0	0	0
Batting Second	OMA	.133	6	15		2	0	0	0	2	0	0	5			.125	.133	.258	0	0	1	0
Batting Third	OMA	.357	6	14		5	0	0	3	6	1	0	2			.400	1.000	1.400	0	0	0	1
Batting Fourth	OMA	.417	6	12		5	0	0	0	0	3	0	4			.533	.417	.950	0	0	0	0
Batting Fifth	OMA	.300	6	10		3	0	0	0	1	3	0	2			.429	.300	.729	0	0	1	0
Batting Sixth	OMA	.400	6	10		4	1	0	0	3	3	0	1			.538	.500	1.038	0	0	0	0
Batting Seventh	OMA	.250	6	8		2	0	0	0	2	0	0	0			.333	.250	.583	1	0	0	0
Batting Eighth	OMA	.444	6	9		4	0	0	0	0	0	0	2			.500	.444	.944	1	0	0	0
Batting Ninth	OMA	.333	6	9		3	2	0	1	5	1	0	1			.400	.889	1.289	0	0	0	1
Leading Off	OMA	.364	6	22		8	4	1	0	0	3	0	2			.440	.636	1.076	0	0	0	0
First Inning	OMA	.500	6	32	11	16	5	1	2	11	3	0	4	1	0	.526	.906	1.432	1	0	2	0
Second Inning	OMA	.292	6	24	6	7	1	0	2	6	3	0	6	0	1	.393	.583	.976	1	0	0	1
Third Inning	OMA	.313	5	16	4	5	1	0	0	1	4	0	1	0	0	.450	.375	.825	0	0	0	1
Fourth Inning	OMA	.188	4	16	1	3	0	0	0	1	1	0	4	0	0	.235	.188	.423	0	0	0	0
Fifth Inning	OMA	.182	3	11	0	2	0	0	0	0	1	0	6	1	0	.250	.182	.432	0	0	0	0
Sixth Inning	OMA	.000	1	3	0	0	0	0	0	0	0	0	0	0	0	.000	.000	.000	0	0	0	0
Bases Empty	OMA	.320	6	50		16	4	1	1	1	6	0	12			.393	.500	.893	0	0	0	0
Runner at 1st	OMA	.353	6	17		6	1	0	0	0	2	0	1			.450	.412	.862	1	0	0	2
Runner at 2nd	OMA	.364	4	11		4	1	0	0	1	0	0	2			.364	.455	.819	0	0	0	0
Runner at 3rd	OMA	.600	4	5		3	0	0	2	6	0	0	2			.500	1.800	2.300	0	0	1	0
Runners at 1st & 2nd	OMA	.286	6	7		2	0	0	0	1	4	1	0	2		.444	.714	1.158	1	0	0	0
Runners at 1st & 3rd	OMA	.000	3	1		0	0	0	0	0	2	0	1			.667	.000	.667	0	0	0	0
Runners at 2nd & 3rd	OMA	.000	4	6		0	0	0	0	3	0	0	1			.000	.000	.000	0	0	1	0
Bases Loaded	OMA	.400	4	5		2	1	0	0	4	1	0	0			.500	.600	1.100	0	0	0	0
Runners On	OMA	.327	6	52		17	3	0	3	18	6	0	9			.403	.558	.961	2	0	2	2
Scoring Position	OMA	.314	6	35		11	2	0	3	18	4	0	8			.381	.629	1.010	1	0	2	0
No Outs	OMA	.351	6	37		13	5	1	0	2	4	0	5			.419	.541	.960	1	0	1	1
One Out	OMA	.267	6	30		8	0	0	2	9	1	0	9			.281	.467	.748	0	0	1	1
Two Outs	OMA	.343	6	35		12	2	0	2	8	7	0	7			.465	.571	1.036	1	0	0	0
Ahead in Count	OMA	.179	6	39		7	1	1	0	2	0	0	14			.200	.256	.456	1	0	0	2
Behind in Count	OMA	.440	6	25		11	3	0	2	10	12	0	4			.615	.800	1.415	1	0	1	0
0-0 Count	OMA	.375	6	16		6	2	0	2	5	0	0	0			.353	.875	1.228	0	0	1	0
0-1 Count	OMA	.250	6	12		3	1	1	0	2	0	0	0			.250	.500	.750	0	0	0	1
0-2 Count	OMA	.500	6	6		3	0	0	0	0	0	0	1			.500	.500	1.000	0	0	0	0
1-0 Count	OMA	.444	6	9		4	0	0	1	3	0	0	0			.500	.778	1.278	1	0	0	0
1-1 Count	OMA	.667	6	9		6	1	0	0	0	0	0	0			.667	.778	1.445	0	0	0	0
1-2 Count	OMA	.048	6	21		1	0	0	0	0	0	0	13			.091	.048	.139	1	0	0	1
2-0 Count	OMA	.500	6	2		1	0	0	0	1	0	0	0			.500	.500	1.000	0	0	0	0
2-1 Count	OMA	.333	6	3		1	0	0	0	0	0	0	0			.333	.333	.666	0	0	0	0
2-2 Count	OMA	.231	6	13		3	0	0	0	2	0	0	3			.231	.231	.462	0	0	0	0
3-0 Count	OMA	.000	4	0		0	0	0	0	0	1	0	0			1.000	.000	1.000	0	0	0	0
3-1 Count	OMA	.667	6	3		2	2	0	0	0	5	0	0			.875	1.333	2.208	0	0	0	0
3-2 Count	OMA	.375	5	8		3	1	0	1	6	6	0	4			.600	.875	1.475	0	0	1	0
Pitcher	OMA	.324	6	102		33	7	1	4	19	12	0	21			.398	.529	.927	2	0	2	2



#21 MIKE MAYERS

RIGHT-HANDED PITCHER (MY-ers)

BORN: December 6, 1991 in Grove City, Ohio (Age 31)
HOMETOWN: Grove City, Ohio
RESIDES: Naples, Florida
HEIGHT/WEIGHT: 6'2" / 220 LBS
SIGNED: December 22, 2022 as a Minor League Free Agent
DRAFTED: 2013 MLB Draft – 3rd Round, St. Louis (93rd Overall)
COLLEGE: University of Mississippi (Oxford, Mississippi)
HIGH SCHOOL: Grove City High School (Grove City, Ohio)
MLB SERVICE TIME: 4 Years, 134 Days
SEASON WITH STORM CHASERS: 1st Season

SCOUTING REPORT (4SFB, SL, CH, SNK, CUT, CB)

4-SEAM FASTBALL: Sits 90-92, averages 91.1 MPH & 2,210 RPM ... Last outing: 34% (21/62 pitches)
SLIDER: Sits 81-84, averages 82.3 MPH, 2,120 RPM ... Last outing: 35% (22/62 pitches)
SINKER: Sits 90-92, averages 90.8 MPH, 2,027 RPM ... Last outing: 23% (14/62 pitches)
CHANGEUP: Sits 84-87, averages 85.5 MPH, 1,596 RPM ... Last outing: 5% (3/62 pitches)
CURVEBALL: Sits 80-81, averages 80.6 MPH, 2,021 RPM ... Last outing: 3% (2/62 pitches)
CUTTER: Sits 86-88, averages 86.4 MPH, 2,274 RPM ... Last outing: 0% (Season: 4%)

LAST OUTING: SUNDAY, APRIL 23 vs. GWINNETT

Allowed one run in the first and stranded the bases loaded to end the inning ... allowed three runs in the second and did not come out for the third ... threw 62 pitches over his two innings, facing 15 batters ... 31 pitches/inning average marked a season-high for an Omaha starter.

2023 SEASON

Pitched in 6 Cactus League games (2 starts) for the Royals, went 0-1 with a 5.02 ERA (8 ER in 14.1 IP) & a .200 opponents' average (11-for-55).
3/31 @ Indianapolis: Started Opening Day and allowed 5 runs on 6 hits in first inning, then retired 10 of his last 11 batters.
4/5 vs. Toledo: Held Mud Hens to one run over 5.0 innings, struck out six but didn't get run support.
4/11 @ Iowa: Allowed four runs over the first two innings, then put on four batters in the 3rd and did not get an out.
4/18 vs. Gwinnett: Threw his first quality start, allowed a leadoff 3B and SF, then retired 18 of his last 23 but did not receive run support.
4/23 vs. Gwinnett: Second start of the series, earned his first win of the season ... received 4 runs of support after getting 1 in his first for starts ... allowed 3 runs in the 1st, then threw 4 scoreless frames to end his outing ... faced season-high 24 batters & 90 pitches.

CAREER NOTES

2022
Spent much of the season with the Los Angeles Angels in the Major Leagues, as he made 24 appearances (3 starts) and went 1-1 with a 5.68 ERA ... Designated for Assignment on May 26 and outrighted off the 40-man roster on June 2.
Made eight starts for the Salt Lake Bees (AAA) before he returned to the Angels on August 6, where he finished the season.
Designated for Assignment again on September 27, outrighted to Triple-A on October 2 ... elected free agency on October 5.
2021
For the second straight season, spent the entire year in the Major Leagues and pitched in a career-high 72 games for the Angels, tied for the 4th-most in the American League and 8th in MLB ... 88 of his career-high 90 strikeouts came in relief, and 7th among A.L. relievers.
2020
After being claimed off waivers by the Los Angeles Angels on November 1, 2019, was one of the American League's best relief pitchers in 2022 as he pitched in 29 of the Angels' 60 games (48.3%).
Among American League pitchers who threw at least 30.0 innings, ranked 1st in opponent batting average (.167) and opponent OPS (.484), 3rd in ERA (2.10), 3rd in K/9 (12.9), 5th in WHIP (0.90) and 8th in HR/9 (0.60) ... struck out 35.5% of the batter he faced (43 K of 121 BF), the 3rd-highest rate in the American League and 6th-best in all of Major League Baseball.
American League Reliever of the Month in September, went 2-0 with 2 saves and a 0.98 ERA (2 ER in 18.1 IP), 25 strikeouts in 14 outings.
2019
For the second straight year, made the St. Louis Cardinals Opening Day roster and pitched in 16 games over three stints in Major Leagues (Opening Day-April 16, July 23-August 4, September 1-October 1) ... was out of action in the big leagues from April 16 to July 23, initially placed on the 10-Day Injured List, then transferred to the 60-Day Injured List on June 17 with a right shoulder lat strain.
Pitched in 20 games over two stints with the Memphis Redbirds (AAA) ... across 10 August appearances in Triple-A, recorded six saves and pitched to a 1.80 ERA (2 ER in 10.0 IP) with 10 hits allowed, three walks and 15 strikeouts.
2018
Made his first Opening Day roster in the Major Leagues and pitched in 50 games for the St. Louis Cardinals across seven stints (Opening Day-April 9, April 12-16, April 27-May 1, May 6-7, May 10-30, May 31-June 5, June 8-August 26 and September 11 through the end of the season) ... on the 10-Day Disabled List with right shoulder inflammation from August 26-September 11.
Also pitched in five games and threw 7.2 scoreless innings for the eventual Triple-A National Champion Memphis Redbirds (AAA).
2017
Spent most of season with Memphis (AAA), also pitched three games for St. Louis across three stints in the Major Leagues, totaling 4.2 innings of relief ... began the season in the Memphis rotation and made 15 starts at Triple-A before converting to a relief role in mid-July.
2016
Pitched in four big league games and went 1-1 over 5.1 innings ... made his Major League debut with the St. Louis Cardinals on July 24 against the Los Angeles Dodgers at Busch Stadium but allowed career-high 9 runs (all earned) on 8 hits over 1.1 innings of work.
Made 25 Minor League starts between the Springfield Cardinals (AA) and Memphis Redbirds (AAA) and went 9-10 with a 3.19 ERA.
2013-15
Split an injury-shortened season between the GCL Cardinals (R) and Springfield Cardinals (AA), as he went a combined 2-4 with a 5.87 ERA and 43 strikeouts in 12 starts ... spent two stints on the Disabled List, dealing with a right elbow strain.
2014: Began the season in High-A and ended in Triple-A ... promoted to the Memphis Redbirds (AAA) on 8/31 to end his season ... combined between the three levels, made a career-high 26 starts and had a 3.39 ERA (58 ER in 154.0 IP) with decisions in 20 of those starts.
2013: Split his first professional season between the GCL Cardinals (R) in the Gulf Coast League and Peoria Chiefs (A) in the Midwest League.

MISCELLANEOUS

Attended the University of Mississippi where he held a 12-9 record with a 3.43 ERA (82 ER in 215.0 IP) over three seasons in Oxford.
Learned his cutter after seeing a social media post of a baseball that Mariano Rivera had marked for Roy Halladay to help him with his grip.

SEASON / CAREER HIGHS

SEASON				CAREER			
4/18/2023 vs. Gwinnett	6.0	INNINGS PITCHED	9.0	5/2/2015 @ Arkansas			
Last: 4/5/2023 vs. Toledo	7 (2x)	HITS ALLOWED	11	5/5/2015 @ Jupiter			
4/11/2023 vs. Iowa	8	RUNS ALLOWED	9	7/24/2016 vs. LOS ANGELES (NL)			
4/11/2023 vs. Iowa	8	EARNED RUNS ALLOWED	9	7/24/2016 vs. LOS ANGELES (NL)			
4/11/2023 vs. Iowa	2	HOME RUNS ALLOWED	3 (4x)	Last: 8/30/2022 vs. NEW YORK (AL)			
4/11/2023 vs. Iowa	4	WALKS ALLOWED	4 (5x)	Last: 5/1/2017 vs. Round Rock			
4/5/2023 vs. Toledo	6	STRIKEOUTS	10 (2x)	Last: 6/3/2017 vs. Omaha			
4/23/2023 vs. Gwinnett	24	BATTERS FACED	33	5/2/2015 @ Arkansas			
4/23/2023 vs. Gwinnett	90	PITCHES THROWN	102 (2x)	Last: 6/3/2017 vs. Omaha			
3/31/2023 to 4/5/2023	6.2 IP	SCORELESS STREAK	19.1 IP	8/24/2020 to 9/23/2020			

2023 RUN SUPPORT (OMAHA STARTS ONLY)

RUNS SCORED	0	1	2	3	4	5	6	7	8	9	10+
GAMES	3	1		1		1					
PLAYER W-L	0-1	0-0		1-0		0-0					
Team W-L	0-3	1-0		1-0		0-1					

2023 GAME-BY-GAME

OMAHA STORM CHASERS, AAA

DATE	OPPONENT	RES	LEFT GAME	DEC	IP	H	R	ER	HR	HB	BB	SO	BF	NP-S
3/31	@ Indianapolis	W, 8-2	Middle 5th, losing 5-1	-	4.0	7	5	5	1	1	0	4	20	61-42
4/5	vs. Toledo	L, 7-6	End 5th, losing 1-0	-	5.0	7	1	1	0	0	1	6	22	88-55
4/11	@ Iowa	L, 9-6	Bottom 3rd, losing 5-0	L	2.0	4	8	8	2	1	4	3	15	63-33
4/18	vs. Gwinnett (Q)	L, 4-1	End 6th, losing 1-0	-	6.0	3	1	1	0	0	2	2	23	79-52
4/23	vs. Gwinnett	W, 5-3	End 5th, winning 4-3	W	5.0	6	3	3	0	0	2	4	24	90-57
4/29	@ Nashville	L, 6-5 (10)	Middle 3rd, winning 5-4	-	2.0	6	4	4	1	0	3	2	15	62-37

(Q) Indicates Quality Start

2023 BATTED BALL STATISTICS

BABIP	GB/FB	LD%	GB%	FB%	IFFB%	HR/FB	Pull%	Cent%	Oppo%	SwStr%
.363	1.95	27.2%	48.1%	24.7%	15.0%	20.0%	47.0%	19.3%	33.7%	10.6%

vs. LOUISVILLE IN 2023

W	L	ERA	G	GS	CG	SHO	GF	HLD	SV	SVO	IP	H	R	ER	HR	HB	BB	IBB	SO	WHIP	AVG
---	---	-----	---	----	----	-----	----	-----	----	-----	----	---	---	----	----	----	----	-----	----	------	-----

vs. LOUISVILLE HITTERS IN 2023

PLAYER	AVG	AB	H	2B	3B	HR	RBI	BB	SO	PLAYER	AVG	AB	H	2B	3B	HR	RBI	BB	SO
--------	-----	----	---	----	----	----	-----	----	----	--------	-----	----	---	----	----	----	-----	----	----

CAREER PITCHING

SEASON	TEAM	W	L	ERA	G	GS	CG	SHO	SV	SVO	IP	H	R	ER	HR	HB	BB	IBB	SO	WHIP	AVG	AB	WP	BK	GDP	TBF	NP-S
2013	GCL Cardinals (R)	1	0	1.50	5	3	0	0	0	0	12.0	6	4	2	1	0	6	1	13	1.00	.146	41	1	1	1	47	95-69
	Peoria (A)	0	3	3.70	5	5	0	0	0	0	24.1	29	10	10	2	1	5	0	14	1.40	.302	96	2	0	3	102	323-214
2014	Palm Beach (A+)	2	7	3.72	12	12	1	0	0	0	72.2	84	35	30	5	2	13	0	61	1.33	.294	286	1	0	6	306	573-459
	Springfield (AA)	6	5	2.83	13	13	0	0	0	0	76.1	81	29	24	2	4	23	0	52	1.36	.277	292	2	1	7	325	1135-726
	Memphis (AAA)	0	0	7.20	1	1	0	0	0	0	5.0	9	5	4	2	0	1	0	4	2.00	.409	22	1	0	1	24	82-55
2015	GCL Cardinals (R)	1	0	1.29	2	2	0	0	0	0	7.0	6	1	1	0	0	0	0	7	0.86	.250	24	0	0	2	25	40-39
	Springfield (AA)	1	4	6.56	10	10	1	1	0	0	46.2	53	39	34	8	5	21	0	36	1.59	.291	182	7	1	6	211	770-491
2016	Springfield (AA)	5	2	2.30	9	9	0	0	0	0	54.2	47	17	14	4	1	17	0	43	1.17	.229	205	3	1	4	224	788-498
	Memphis (AAA)	4	8	3.73	16	16	1	0	0	0	89.1	87	44	37	8	5	31	2	84	1.32	.256	340	2	0	7	379	1460-939
	ST. LOUIS	1	1	27.00	4	1	0	0	0	0	5.1	16	16	3	1	3	0	2	3.56	.533	30	0	0	1	35	120-82	
2017	Memphis (AAA)	5	6	3.28	31	15	0	0	0	0	109.2	117	44	40	12	4	32	1	97	1.36	.270	434	1	0	7	477	1804-1205
	ST. LOUIS	0	0	11.57	3	0	0	0	0	0	4.2	8	8	6	2	0	4	1	3	2.57	.421	19	0	0	1	25	101-64
2018	Memphis (AAA)	0	0	0.00	5	0	0	0	3	3	7.2	5	0	0	0	0	4	0	8	1.17	.185	27	0	0	0	33	133-87
	ST. LOUIS	2	1	4.70	50	0	0	0	1	1	51.2	59	28	27	7	1	15	1	49	1.43	.289	204	4	0	3	226	908-582
2019	Memphis (AAA)	0	1	3.15	20	1	0	0	6	7	20.0	21	10	7	4	0	7	0	24	1.40	.266	79	1	0	1	86	344-224
	ST. LOUIS	0	1	6.63	16	0	0	0	0	0	19.0	21	14	14	3	1	11	2	16	1.68	.276	76	1	0	1	88	357-206
2020	LOS ANGELES (AL)	2	0	2.10	29	0	0	0	2	4	30.0	18	10	7	2	1	9	0	43	0.90	.162	111	0	0	2	121	512-318
2021	LOS ANGELES (AL)	5	5	3.84	72	2	0	0	2	5	75.0	71	32	32	11	3	26	0	90	1.29	.250	284	0	0	6	315	1236-794
2022	Salt Lake (AAA)	0	3	6.27	8	8	0	0	0	0	33.0	30	27	23	7	2	17	0	34	1.42	.236	127	4	0	2	148	578-349
	LOS ANGELES (AL)	1	1	5.68	24	3	0	0	0	1	50.2	52	35	32	15	2	18	0	45	1.38	.259	201	3	0	5	223	890-556
2023	Omaha (AAA)	1	1	8.25	6	6	0	0	0	0	24.0	33	22	22	4	2	12	0	21	1.88	.324	102	2	0	2	119	443-276
MAJOR LEAGUE TOTALS (7 Seasons)		11	9	5.10	198	6	0	0	5	11	236.1	245	143	134	43	9	86	4	248	1.40	.265	925	8	0	19	1033	4124-2602
Minor League Totals (9 Seasons)		26	40	3.83	143	101	3	1	9	10	582.1	608	287	248	59	26	189	4	498	1.37	.269	2257	27	4	49	2506	8568-5631

PLAYER

QUICK NOTES

CAREER HIGHS

50 MAX CASTILLO

RHP • R/R • 6'2" • 285 lbs • 5/4/1999 (23)
Traded from Toronto — 8/2/2022
Born/Resides: Caracas, Venezuela

57 DYLAN COLEMAN

RHP • R/R • 6'5" • 235 lbs • 9/16/1996 (26)
Traded from San Diego — 11/5/2020
Born: Potosi, Missouri • Resides: Mineral Point, Missouri

31 AUSTIN COX

LHP • L/L • 6'4" • 235 lbs • 3/28/1997 (26)
2018 MLB Draft — Round 5 (Mercer)
Born: Macon, Georgia • Resides: Kansas City, Missouri

45 JOSE CUAS

RHP • R/R • 6'3" • 200 lbs • 6/28/1994 (28)
Signed 6/23/2021 as a Minor League Free Agent
Born: Santo Domingo, D.R. • Resides: Brooklyn, N.Y.

55 JONAH DIPOTO

RHP • R/R • 6'1" • 225 lbs • 9/3/1996 (26)
2019 MLB Draft — Round 35 (UC San Diego)
Born: Queens, N.Y. • Resides: San Diego, Calif.

37 JACKSON KOWAR

RHP • R/R • 6'5" • 215 lbs • 10/4/1996 (26)
2018 MLB Draft — Round 13/34 Overall (Florida)
Born: Weddington, N.C. • Resides: Charlotte, N.C.

58 BROOKS KRISKE

RHP • R/R • 6'3" • 210 lbs • 2/3/1994 (29)
Signed 12/14/2022 as a Minor League Free Agent
Born/Resides: Scottsdale, Arizona

21 MIKE MAYERS

RHP • R/R • 6'2" • 220 lbs • 12/6/1991 (31)
Signed 12/22/2022 as a Minor League Free Agent
Born: Grove City, Ohio • Resides: Naples, Florida

41 ANDRÉS NÚÑEZ

RHP • R/R • 6'4" • 265 lbs • 9/20/1995 (27)
2018 MLB Draft — Round 29 (Florida International)
Born/Resides: Southwest Ranches, Florida

53 DREW PARRISH

LHP • L/L • 5'11" • 1195 lbs • 2/8/1997 (25)
2019 MLB Draft — Round 8 (Florida State)
Born: Cape Canaveral, Fla. • Resides: Tallahassee, Fla.

40 WALTER PENNINGTON

LHP • L/L • 6'2" • 205 lbs • 4/14/1998 (25)
Signed 8/19/2020 as an Undrafted Free Agent (Cala School of Mines)
Born: Englewood, Colo. • Resides: Broomfield, Colo.

47 EVAN SISK

LHP • L/L • 6'2" • 195 lbs • 4/23/1997 (26)
Traded from Minnesota — 1/24/2023
Born: Pineville, N.C. • Resides: Chester, S.C.

43 COLLIN SNIDER

RHP • R/R • 6'4" • 205 • 10/10/1995 (27)
2017 MLB Draft — Round 12 (Vanderbilt)
Born/Resides: Murfreesboro, Tennessee

44 RYAN WEISS

RHP • R/R • 6'4" • 220 • 12/10/1996 (26)
Claimed off Waivers from Arizona — 7/1/2022
Born: South Elgin, Ill. • Resides: Raleigh, N.C.

62 NICK WITTGREN

RHP • R/R • 6'2" • 210 • 5/29/1991 (31)
Signed 12/23/2022 as a Minor League Free Agent
Born: Torrance, California • Resides: Jupiter, Florida

Ranked by Baseball America as the No. 18 Royals prospect

2023: Appeared in 4 Cactus League games for the Royals and went 2-0 with a 11.12 ERA (7 ER in 5.2 IP) and 7 K.

2022: Began the 2022 season in the Blue Jays organization and made 20 appearances (11 in MiLB and 9 in MLB) before being traded to Kansas City on August 2 with Samad Taylor in exchange for Whit Merrifield ... had three starts with the Royals: 8/18-20, 9/4-7 and 9/25 through the end of the season ... across three starts with Omaha, pitched in 7 games (6 starts) with 22 strikeouts in 21.1 innings.

2021: Spent the entire season with New Hampshire (AA), appearing in 21 games (20 starts) while going 11-4 with a 4.85 ERA (55 ER in 102.0 IP) and 89 strikeouts.

45FB (90-92), CH, SL

CONSECUTIVE BATTERS RETIRED: 0

SCORELESS STREAK: 0.0 IP

2023: Made his second consecutive Opening Day Roster with the Royals, but allowed 10 ER in 5.0 IP (18.00 ERA) in 5 games with 7 H, 7 BB & 5 K ... optioned to Omaha on 4/14, appeared in his first game 5/2 vs. LOU.

2022: Spent nearly the entire season in Kansas City, pitching in 68 games for the Royals with a 5-2 record and 2.78 (21 ER in 68.0 IP) and 71 strikeouts ... 2nd-most appearances among rookie relievers, 8th in ERA, and 9th in strikeouts ... did not allow a HR over the final 26.0 innings of the season ... pitched 1 game for Omaha on May 24.

2021: Opened the season in NW Arkansas (AA) and assigned to Omaha on 7/8 ... earned his first MLB call-up on 9/20 and pitched in 5 games for Kansas City with 7 K in 6.1 IP.

45FB (91-96), SL, SW

CONSECUTIVE BATTERS RETIRED: 3 (5/3)

SCORELESS STREAK: 1.0 IP (5/3)

2023: As a non-roster invitee, appeared in 4 Cactus League games for the Royals and went 0-1 with a 2.08 ERA (1 ER in 4.1 IP) and 8 K ... 2 of 4 starts were scoreless (4/1 @ IND and 4/27 @ NAS) ... contract elected by Kansas City on 5/3, threw 2.0 scoreless innings in MLB Debut vs. BAL 5/4, optioned 5/5.

2022: Spent the entire season with Omaha and made 29 appearances (24 starts) for the Storm Chasers, going 7-7 with his 1st career save ... maintained a 4.21 ERA (69 ER in 147.1 IP) with a career-high 105 strikeouts ... 147.1 IP ranked 1st among all Royals farmhands, while 24 starts ranked 4th, 7W ranked tied 4th and 105 K was 6th.

2021: Joined NW Arkansas (AA) at the end of May, made his first MLB debut 5/26 and remained with the Nationals through the end of the postseason, before a promotion to Omaha for the Triple-A final stretch on 9/26, pitching twice ... appeared in 15 games (all starts) for the Nationals, going 4-1 with a 3.00 ERA (21 ER in 63.0 IP) and 56 strikeouts.

45FB (89-92), CH, CB, SL

CONSECUTIVE BATTERS RETIRED: 4 (4/27)

SCORELESS STREAK: 9.2 IP (4/21 to 4/27)

2023: Opened the season in Kansas City's bullpen, pitched in 14 games with a 1-0 record and 5.65 ERA (9 ER in 14.1 IP) ... optioned to Omaha on 5/3.

2022: Began the season in Omaha (AAA) but pitched in 47 games out of the bullpen for Kansas City as a rookie, producing a 3.58 ERA (15 ER in 37.2 IP) with 34 strikeouts and 24 walks ... had 12 consecutive scoreless appearances with Kansas City that covered 8.0 innings from Aug. 26-Sept. 24 ... pitched in 22 Triple-A games across two stints (April to May and August 2 to 9) ... worked a 1.61 ERA (4 ER in 22.1 IP), with a 3.0 K/BB ratio (21 strikeouts to 7 walks) and a .205 opponents' average (17-for-83).

2021: Began the season with the Atlantic League's Long Island Ducks, where he appeared in five games and threw 11.0 scoreless innings before signing a Minor League contract with Kansas City on June 17 ... spent most of the remainder of the season with NW Arkansas (AA), promoted to Omaha on 9/26 to end the season with 5.0 scoreless IP.

CONSECUTIVE BATTERS RETIRED: 0

SCORELESS STREAK: 0.0 IP

2023: For the 2nd straight year, made his spring debut with a scoreless Cactus League inning against his dad's Seattle Mariners, on 2/26 ... opened the regular season with NW Arkansas (AA) and pitched 10.1 scoreless innings with 1 ER and 13 K across 7 relief outings ... assigned to Omaha (AAA) on 5/3, made his Triple-A debut 5/4, struck out 2 and allowed 2 unearned runs.

2022: Pitched a scoreless Cactus League inning with a strikeout on 3/29 against his dad's Seattle Mariners ... spent the entire season with NW Arkansas (AA) and led the Nationals with 42 games pitched, went 3-4 with a 3.68 ERA (26 ER in 63.1 IP), while striking out 84 batters ... his 11.87 K/9 ranked second among Royals minor league pitchers with at least 60.0 IP, while a .412 opponents' batting average was third and 28.1% K% ranked third ... 25 of 42 outings were scoreless.

MISC: Full name is *Jonah Seaver Dipoto*, after Tom Seaver ... father Jerry Dipoto is currently the President of Baseball Operations for the Seattle Mariners, formerly their GM.

SNK (91-93), SL, CB

CONSECUTIVE BATTERS RETIRED: 1 (5/4)

SCORELESS STREAK: 0.1 IP (5/4)

2023: Appeared in 4 Cactus League games for the Royals (1 start) and went 1-1 with a 6.75 ERA (6 ER in 10.1 IP) and 11 K to just 3 BB ... after a scoreless season debut on April 2 @ IND, allowed at least 3 runs in 3 straight outings (1 start) ... first 4 outings were 2.0 IP+, last 4 have been less than 2 innings.

2022: Made his first Opening Day roster with Kansas City, but only pitched in 7 games over three stints with the Major League club, also making 20 starts with Omaha (AAA) across three stints ... allowed less than two earned runs in 8 of his 20 starts with Omaha, including three scoreless outings.

2021: Named Kansas City's Paul Spillitort Minor League Pitcher of the Year, given to the top pitcher in the organization, also named the Storm Chasers Pitcher of the Year, the ERA-East Pitcher of the Year and a Triple-A East post-season All-Star ... in two stints with Omaha, made 17 appearances (16 starts) and went 9-4 with a 3.46 ERA (31 ER in 80.2 IP) and 115 strikeouts (12.8 K/9), which led all Triple-A pitchers at the time of him being recalled on September 1.

45FB (95-97), SL, CH

CONSECUTIVE BATTERS RETIRED: 1 (5/3)

SCORELESS STREAK: 1.2 IP (4/30 to 5/3)

2023: As a non-roster invitee, appeared in 10 Cactus League games for the Royals and went 0-1 with a 3.48 ERA (4 ER in 10.1 IP) and 11 K to just 3 BB ... 6 of 10 appearances with Omaha have been scoreless, including his last two.

2022: Signed with the Yokohama DeNA BayStars of Nippon Professional Baseball (NPB) on December 8, 2021 and pitched in 32 games, going 1-3 with two saves, a 3.25 ERA (13 ER in 36.0 IP) and 56 strikeouts (10.5 K/9) between Japan's Central League (equivalent to Major League Baseball) and Eastern League (Japan's Minor Leagues).

2020-2021: Pitched 16 games in the Major Leagues between New York (AL) and Baltimore, with a 2-1 record and 14.40 ERA (24 ER in 15.0 IP) and 19 strikeouts ... pitched a scoreless ninth inning to finish the game his Major League debut on July 29 @ Baltimore.

45FB (93-95), SPL, SL

CONSECUTIVE BATTERS RETIRED: 10 (4/27 to 5/4)

SCORELESS STREAK: 3.2 IP (4/25 to 5/4)

2023: As a non-roster invitee, appeared in 6 Cactus League games for the Royals (2 starts) and went 0-1 with a 5.02 ERA (8 ER in 14.1 IP) ... pitched his first quality start of the season 4/18 vs. GWN (6.0 IP, 1 ER).

2022: Spent much of the season with the Los Angeles Angels, as he made 24 MLB appearances (3 starts) and went 1-1 with a 5.68 ERA ... Designated for Assignment on 5/26 and outrighted off the 40-man roster on 6/2 ... made eight starts for Salt Lake (AAA) before he returned to the Angels on 8/6, where he finished the season.

2021: For the second straight season, spent the entire year in the Major Leagues and pitched in a career-high 72 games for the Angels, tied for the 4th-most in the American League and 8th in MLB ... 88 of his career-high 90 strikeouts came in relief, and 7th among American League relievers.

45FB (90-92), SL, CH, SNK, CB

CONSECUTIVE BATTERS RETIRED: 1 (4/29)

SCORELESS STREAK: 0.1 IP (4/29)

2023: As a non-roster invitee, appeared in 2 Cactus League games for the Royals and struck out 4 with a 16.20 ERA (3 ER in 1.2 IP) ... 7 of 10 appearances with Omaha have been scoreless, including his last 3.

2022: Spent the entire season with Omaha and was named Kansas City's Triple-A Pitcher of the Year with the Storm Chasers, going 5-4 with a team-high tying 8 saves, a 3.61 ERA (25 ER in 62.1 IP) with 69 strikeouts to just 17 walks (4.06 K/BB) in a team-best 54 relief appearances ... threw the longest scoreless streak in MiLB, a stretch of 26.1 innings and 22 appearances from 5/19 to 7/26 in which he did not allow a run, holding opponents to a .183 average (17-for-93) with 34 strikeouts.

2021: Began the season with NW Arkansas (AA), split the season between the Nationals and Omaha, combined for the 3rd-most appearances among KC minor leaguers (47).

SNK (90-92), SL, CH, CUT

CONSECUTIVE BATTERS RETIRED: 5 (4/30 to 5/3)

SCORELESS STREAK: 5.0 IP (4/22 to 5/3)

2023: Appeared in 2 Cactus League games for the Royals and produced a 3.00 ERA (1 ER in 3.0 IP) and 1 K.

2022: Began the season with NW Arkansas (AA), made 10 starts before being assigned to Omaha on 6/3, where he finished the season, pitched in 17 games (15 starts) for Omaha) and went 3-8 with a 5.62 ERA (46 ER in 73.2 IP) ... with the Nationals, was named the Texas League Pitcher of the Week back-to-back, on 5/9 and 5/16, did not allow an earned run in 28.2 innings between 5/1 and 5/26 ... was the Texas League's May Pitcher of the Month right before getting called up to Triple-A.

2021: Split the season between Quad Cities (A+) and NW Arkansas (AA), with a break in between to pitch for Team USA at the 2021 WBSC Olympic Baseball Qualifiers ... named an MiLB.com Organization All-Star ... among qualified MiLB pitchers (96.0 IP), ranked 14th in WHIP, 14th in opponents' average (1.98) and 16th in ERA (2.83).

SNK (87-91), CH, CB

CONSECUTIVE BATTERS RETIRED: 1 (5/4)

SCORELESS STREAK: 1.0 IP (5/4)

2023: Opened the season with NW Arkansas (AA) and pitched 9.2 scoreless innings with 11 strikeouts across 8 relief outings, allowed 4 H and 4 BB for a 0.83 WHIP and .129 BAA ... assigned to Omaha (AAA) on 5/3.

2022: Opened the season with Quad Cities (A+) and pitched 5.2 scoreless innings with nine strikeouts, across three relief outings ... assigned to NW Arkansas (AA) on 4/21, where he ended the season ... earned decisions in 5 of 10 outings with Nationals (3W, 1L, 1SV) ... 13 of 33 NWA outings were scoreless, allowed 1 ER or less in 20 of 33 ... made his pro start 6/22 vs. SPR ... was on the injured list from 8/18 to 9/1, threw scoreless 6th inning in first outing back 9/3.

MISC: Graduated from the Colorado School of Mines with a mechanical engineering degree, threw 22.4 innings, but also hit .288 with a 1.142 OPS as an outfielder.

CONSECUTIVE BATTERS RETIRED:

SCORELESS STREAK:

2023: Appeared in 6 Cactus League games for the Royals in his first MLB Spring Training and went 1-0 with a 4.50 ERA (3 ER in 6.0 IP) and 3 K ... has not allowed an earned run in 7 of his team-best 11 appearances.

2022: Split his first full season in the Twins organization between Wichita (AA) and St. Paul (AAA), earned Minnesota MiLB.com Organization All-Star honors as a relief pitcher ... posted a 1.57 ERA (11 ER in 63.0 IP) with 76 strikeouts against 29 walks (10.36 K/9 and 2.62 K/BB) across 50 games between the two levels, the best ERA in 2022 among all MiLB relievers that made 50+ appearances and threw a minimum of 60.0 IP.

2021: Began the season in the Cardinals organization, acquired by Minnesota via trade on July 30 ... split the year between Peoria (A+) Springfield (AA) and Wichita (AA), combining to pitch in 39 games with a 3-1 record and 3.91 ERA (23 ER in 53.0 IP), striking out 69 with 35 walks ... originally drafted by St. Louis in the 2018 Draft.

SNK (89-92), CH, SL

CONSECUTIVE BATTERS RETIRED: 2 (5/4)

SCORELESS STREAK: 1.0 IP (5/4)

2023: Appeared in 7 Cactus League games for the Royals and went 1-0 with a 3.52 ERA (3 ER in 7.2 IP) and 10 K to just 1 BB ... 4 of 8 appearances have been scoreless, has allowed runs in 4 of his last 5 outings.

2022: Made the Opening Day Roster and his MLB debut with Kansas City ... in his first season in the big leagues, started and ended the season with Kansas City ... pitched in 42 games across five stints with the Royals, going 4-2 with a 6.55 ERA (25 ER in 34.1 IP) ... began his career with 5.1 scoreless innings over 6 games, and pitched in 27 of KC's first 56 games during his first stint from Opening Day through 6/9 ... also appeared in 20 games with Omaha (AAA) with a 5.40 ERA (13 ER in 37.2 IP) and 12 scoreless outings.

2021: Split the season between NW Arkansas (AA) and Omaha, making a career-high 48 appearances with a career-high 64 strikeouts and 26 walks ... joined the Storm Chasers a week into the season, returned to NWA on June 6, transferred back to Triple-A on August 24 ... posted a 3.15 ERA in 25 Double-A outings before returning to Omaha.

SNK (94-95), SL

CONSECUTIVE BATTERS RETIRED: 1 (5/2)

SCORELESS STREAK: 0.1 IP (5/2)

2023: As a non-roster invitee, appeared in 8 Cactus League games for the Royals and went 2-0 with a 1.93 ERA (2 ER in 9.1 IP) and 15 K to 5 BB ... 3 of 8 outings have been scoreless, allowed at least 1 run in 5 straight appearances between 4/5 and 4/20 ... threw 2.0 scoreless innings 5/2 vs. LOU.

2022: Began the season on Arizona's 40-man roster and opened the year with Amarillo (AA) and made 10 appearances before being promoted to Reno (AAA) ... DFA'd on June 26, and claimed by Kansas City on July 1, but optioned off the 40-man roster at completion of the deal ... in 47 appearances (1 start) across the three affiliates, went 3-2 with a 6.93 ERA (48 ER in 62.1 IP) ... made his Omaha debut 7/3 @ St. Paul and made 30 relief appearances with the Chasers, with 34 strikeouts in 35.2 innings (8.6 K/9).

2021: Split the season between Amarillo (AA) and Reno (AAA) ... appearing in 34 games (8 starts), combined to go 6-3 with one save, and a 4.60 ERA (40 ER in 78.1 IP), along with 88 strikeouts ... back-to-back Double-A Central Pitcher of the Week to open the season, with a career-best 17.2-inning scoreless streak from May 6 to 23.

SNK, CB, 45FB (90-93), SL

CONSECUTIVE BATTERS RETIRED: 1 (5/4)

SCORELESS STREAK: 0.2 IP (5/4)

2023: As a non-roster invitee, appeared in 7 Cactus League games for the Royals and produced a 2.25 ERA (2 ER in 8.0 IP) and 9 K ... 9 of 10 appearances with Omaha have been scoreless with 5 perfect appearances ... has retired 35 of 44 batters faced (80%).

2022: Pitched in 29 games for the St. Louis Cardinals and allowed just 1 run over his first 9 appearances (6.1 IP), but recorded a 7.50 ERA (10 ER in 12.0 IP) in May and a 6.75 ERA (8 ER in 10.2 IP) in July, before being DFA'd on July 2 and released on July 9 ... did not play professional baseball for the rest of the season.

2016-22: Over parts of seven seasons in the Major Leagues with Miami, Cleveland and St. Louis, pitched in 287 games (1 start) with a 3.96 ERA (123 ER in 300.1 IP) and 282 strikeouts ... has allowed only 27 of 130 inherited runners to score in his MLB career, and that rate of 20.8% ranks 5th in the Majors since 2016 (min. 275 appearances).

45FB (90-92), SL, CH, CUT

CONSECUTIVE BATTERS RETIRED: 1 (5/3)

SCORELESS STREAK: 10.1 IP (4/7 to 5/3)

IP 7.0 (3x) Last: 5/20/22 vs. Syracuse

K 9 5/30/18 vs. Lake County

BB 4 (6x) Last: 9/25/22 vs. SEATTLE

H 10 (2x) Last: 8/7/21 vs. Hartford

ER 8 (2x) Last: 6/10/18 @ Fort Wayne

NP 97 7/30/18 @ Dayton

IP 3.0 8/31/19 vs. Lansing

K 4 (4x) Last: 9/12/21 @ St. Paul

BB 4 4/10/23 @ TEXAS

H 5 7/4/21 @ Springfield

ER 6 4/10/23 @ TEXAS

NP 38 8/22/18 @ Great Lakes

IP 8.0 6/14/19 @ Columbia

K 10 7/23/19 vs. Potomac

BB 5 (2x) Last: 5/7/22 vs. Columbus

H 10 6/29/22 @ St. Paul

ER 5 (6x) Last: 8/2/22 vs. St. Paul

NP 119 6/14/19 @ Columbia

IP 4.0 8/2/19 @ Peoria

K 6 (2x) Last: 8/20/21 @ Tulsa

BB 4 8/10/23 @ TEXAS

H 7 6/24/18 @ Cedar Rapids

ER 7 6/24/18 @ Cedar Rapids

NP 56 6/24/18 @ Cedar Rapids

IP 3.0 (4x) Last: 5/16/21 vs. Cedar Rapids

K 6 5/16/21 vs. Cedar Rapids

BB 4 (2x) Last: 4/8/22 @ Springfield

H 5 8/24/22 vs. Springfield

ER 4 8/24/22 vs. Springfield

NP 50 8/24/22 vs. Springfield

IP 8.0 (2x) Last: 8/24/19 @ Frisco

K 10 (2x) Last: 7/3/21 @ St. Paul

BB 5 (3x) Last: 5/31/22 vs. Indianapolis

H 11 (2x) Last: 6/14/22 @ Iowa

ER 9 6/14/22 @ Iowa

NP 107 6/8/19 vs. Fayetteville

IP 3.1 8/1/18 vs. Abilene

K 6 8/8/18 vs. Lowell

BB 5 9/12/21 vs. Rochester

H 5 7/12/18 vs. Brooklyn

ER 5 (2x) Last: 9/6/21 vs. TORONTO

NP 53 8/8/18 vs. Lowell

OMAHA RELIEVERS

PITCHER	LAST OMA APPEARANCE (IP)
57 Coleman, Dylan	WED 5/3 vs. Louisville (1.0 IP)
45 Cuas, Jose	-
55 Dipoto, Jonah	THU 5/4 vs. Louisville (1.0 IP)
37 Kowar, Jackson	WED 5/3 vs. Louisville (1.0 IP)
58 Kriske, Brooks	THU 5/4 vs. Louisville (1.0 IP)
46 Martinez, Marcelo	SAT 4/29 @ Nashville (3.2 IP)
41 Núñez, Andrés	WED 5/3 vs. Louisville (1.0 IP)
53 Parrish, Drew	SAT 4/1 @ Indianapolis (3.0 IP)
40 Pennington, Walter	-
47 Sisk, Evan	THU 5/4 vs. Louisville (1.0 IP)
43 Snider, Collin	TUE 5/2 vs. Louisville (0.1 IP)
44 Weiss, Ryan	THU 5/4 vs. Louisville (1.0 IP)
62 Wittgren, Nick	WED 5/3 vs. Louisville (1.0 IP)
Cox, Austin	THU 4/6 vs. Toledo (2.1 IP)
Dye, Josh	FRI 4/28 @ Nashville (0.2 IP, L)
Staumont, Josh	WED 4/12 @ Iowa (1.0 IP)
Taylor, Josh	WED 4/12 @ Iowa (1.0 IP)

ENTRANCE SITUATION

LEAD	TRAIL	TIED
-	1	-
-	-	-
-	1	-
4	5	-
3	8	-
2	3	-
2	7	2
1	-	-
-	-	-
3	8	2
4	4	1
4	6	-
8	3	-
-	-	1
-	2	1
2	2	-
3	2	-
36	52	7

INNING ENTERING THE GAME

1	2	3	4	5	6	7	8	9	10+
-	-	-	-	-	1	-	-	-	-
-	-	-	-	-	-	-	-	-	-
-	-	-	-	1	-	-	-	-	-
-	-	-	-	2	4	1	2	-	-
-	-	-	-	2	2	3	3	1	-
-	-	2	1	-	2	-	-	-	-
-	-	-	-	2	5	3	1	-	-
-	-	-	1	-	-	-	-	-	-
-	-	-	-	-	-	-	-	-	-
-	-	-	-	-	3	4	3	2	1
-	-	-	-	-	1	8	-	-	-
-	-	-	-	-	3	4	3	-	-
-	-	-	-	1	1	1	4	4	-
-	-	1	-	-	-	-	-	-	-
-	-	-	1	-	-	1	-	1	-
-	-	-	-	-	-	1	2	1	1
0	0	4	2	7	19	20	26	16	1

INHERITED RUNNERS

BR INHER.	BR SCORE	% SCORE
-	-	-
-	-	-
-	-	-
3	2	66.7%
4	1	25.0%
3	3	100.0%
4	1	25.0%
-	-	-
-	-	-
4	3	75.0%
2	2	100.0%
-	-	-
7	1	14.3%
3	3	100.0%
1	1	100.0%
-	-	-
2	2	100.0%
33	19	57.6%

1-2-3 INNINGS

TOTAL POSSIBLE % 1-2-3		
0	1	0.0%
-	-	-
0	1	0.0%
0	11	0.0%
3	11	27.3%
5	10	50.0%
3	10	30.0%
2	3	66.7%
-	-	-
1	8	12.5%
2	7	28.6%
1	9	11.1%
6	12	50.0%
0	2	0.0%
1	3	33.3%
1	4	25.0%
1	5	20.0%
26	97	26.8%

BULLPEN BUDGET: RELIEVER PITCH COUNTS (LAST THREE WEEKS)

DAY OF WEEK	TUE	WED	THU	FRI	SAT	SUN	MON	TUE	WED	THU	FRI	SAT	SUN	MON	TUE	WED	THU	FRI	SAT	SUN
DATE	4/18	4/19	4/20	4/21	4/22	4/23	4/24	4/25	4/26	4/27	4/28	4/29	4/30	5/1	5/2	5/3	5/4	5/5	5/6	5/7
57 Coleman, Dylan																35				
55 Dipoto, Jonah																	27			
37 Kowar, Jackson	51			16		17			30		27		10			17				
58 Kriske, Brooks			18		16			20		17		14					10			
41 Núñez, Andrés			14		25				11		16		27			16				
40 Pennington, Walter (L)																				
47 Sisk, Evan (L)	11		20			16			27			9			23		18			
43 Snider, Collin		30				11				29		17			36					
44 Weiss, Ryan			28					22					30		25		21			
62 Wittgren, Nick			9			10				12		27				12				

OMAHA STARTING PITCHER SPLITS

PITCHER	GS	W-L	TEAM W-L	R SUPPORT	SUPPORT/START
21 Mayers, Mike	6	1-1	2-4	10	1.67
60 Heasley, Jonathan	6	1-3	3-3	21	3.50
50 Castillo, Max	5	0-5	0-5	5	1.00
53 Parrish, Drew	5	1-1	2-3	21	4.20
Cox, Austin	4	1-0	3-1	11	2.75
46 Martinez, Marcelo	1	0-1	0-1	1	1.00
37 Kowar, Jackson	1	0-1	0-1	1	5.00
28				70	2.50

1ST PITCH STRIKES

FPS	TBF	% FPS
77	119	64.7%
89	142	62.7%
75	114	65.8%
53	88	60.2%
39	69	56.5%
13	22	59.1%
9	14	64.3%
355	568	62.5%

1-2-3 INNINGS

TOTAL	POSSIBLE	% 1-2-3
5	24	20.8%
8	30	26.7%
6	22	27.3%
8	23	34.8%
8	18	44.4%
2	5	40.0%
0	2	0.0%
37	124	29.8%

OMAHA STARTERS VS. RELIEVERS

COMPARING STARTERS VS. RELIEVERS		
STARTERS		RELIEVERS
3-12	W-L	7-6
6.75	ERA	5.18
128.0	INNINGS	120.0
148 (28)	HITS (HR)	139 (13)
102 (96)	R (ER)	82 (69)
56	BB	63
101	K	130
1.59	WHIP	1.68
.292	AVG	.288

OMAHA STARTING PITCHER/CATCHER MATCHUPS

		FREDDY FERMIN							LOGAN PORTER							JAKSON REETZ														TOTALS							
PITCHER		GS	W-L	ERA	IP	ER	BB	SO	GS	W-L	ERA	IP	ER	BB	SO	GS	W-L	ERA	IP	ER	BB	SO	GS	W-L	ERA	IP	ER	BB	SO	GS	W-L	ERA	IP	ER	BB	SO	
21	Mayers, Mike	3	0-1	10.50	12.0	14	6	9	-	-	-	-	-	-	-	3	1-0	6.00	12.0	8	6	12	-	-	-	-	-	-	-	6	1-1	8.25	24.0	22	12	21	
60	Heasley, Jonathan	4	1-1	10.70	17.2	21	9	16	2	0-2	6.75	13.1	10	1	9	-	-	-	-	-	-	-	-	6	1-3	9.00	31.0	31	10	25	-	-	-	-	-	-	
50	Castillo, Max	2	0-2	7.71	9.1	8	5	4	2	0-2	4.66	9.2	6	2	2	1	0-1	8.44	5.1	5	3	3	-	5	0-5	6.66	24.1	18	10	9	-	-	-	-	-	-	
	Cox, Austin	-	-	-	-	-	-	-	2	0-0	2.57	7.0	2	3	10	2	1-0	0.82	11.0	1	6	9	-	4	1-0	1.50	18.0	3	9	19	-	-	-	-	-	-	
53	Parrish, Drew	2	0-0	3.86	7.0	3	3	11	3	0-1	5.63	16.0	10	7	10	-	-	-	-	-	-	-	-	5	0-1	5.09	23.0	13	10	21	-	-	-	-	-	-	
46	Martinez, Marcelo	-	-	-	-	-	-	-	1	0-1	9.00	5.0	5	1	3	-	-	-	-	-	-	-	-	1	0	1	9.00	5.0	5	1	3	-	-	-	-	-	-
37	Kowar, Jackson	1	0-1	13.50	2.2	4	4	3	-	-	-	-	-	-	-	-	-	-	-	-	-	-	-	1	0-1	13.50	2.2	4	4	3	-	-	-	-	-	-	
	Relievers	-	5-1	4.97	54.1	30	31	57	-	2-2	5.65	36.2	28	18	43	-	0-3	4.97	29.0	16	14	30	-	-	-	7-6	5.18	120.0	69	63	130	-	-	-	-	-	-
TOTALS		12	6-6	6.99	103.0	80	58	100	10	2-8	5.65	87.2	55	32	77	6	2-4	4.71	57.1	30	29	54	-	28	10-18	5.99	248.0	165	119	231	-	-	-	-	-	-	
		CS/ATT		3/10	PCT	30.00%			CS/ATT		4/19	PCT	21.05%			CS/ATT		0/7	PCT	0.0%			CS/ATT		/	PCT	0.0%			CS/ATT		7/36	PCT	19.44%			

OMAHA CATCHER PITCHING STATS

CATCHERS	W	L	ERA	GS	SV	IP	H	R	ER	HR	HB	BB	IBB	SO	WHIP	AVG	WP	GDP	TBF	SB	CS	ATT	%CS	PB
4 Freddy Fermin	6	6	6.99	12	2	103.0	119	85	80	17	8	58	1	100	1.72	.288	9	8	488	7	3	10	30.00%	2
14 Logan Porter	2	8	5.65	10	0	87.2	99	62	55	20	7	32	0	77	1.49	.289	0	14	385	15	4	19	21.05%	1
25 Jakson Reetz	2	4	4.71	6	2	57.1	69	37	30	4	4	29	0	54	1.71	.296	10	6	271	7	0	7	0.0%	0

PITCH TIMER VIOLATIONS CALLED ON OMAHA PITCHERS (10)

DATE	PITCHER (# IN '23)	INNING	UMPIRE	COUNT AT CALL	BATTER RESULT (COUNT)
1. April 4 vs. Toledo	Marcelo Martinez (1)	▲ 7	Dane Poncsak	0-0	Strikeout Swinging (1-2)
2. April 7 vs. Toledo	Ryan Weiss (1)	▲ 9	Matt Bates	1-0	Walk (3-0)
3. April 9 vs. Toledo	Max Castillo (1)	▲ 3	Cody Oakes	0-0	Strikeout Swinging (3-2)
4. April 18 vs. Gwinnett	Mike Mayers (1)	▲ 5	Takahito Matsuda	0-0	Flyout, F7 (1-0)
5. April 20 vs. Gwinnett	Max Castillo (2)	▲ 4	Ben Phillips	0-0	Walk (3-1)
6. April 22 vs. Gwinnett	Drew Parrish (1)	▲ 5	Jose Navas	0-0	Walk (3-1)
7. April 23 vs. Gwinnett	Evan Sisk (1)	▲ 7	Ben Phillips	0-0	Lineout (1-1)
8. April 27 @ Nashville	Austin Cox (1)	▼ 3	Mark Bass	1-2	Strikeout Swinging (2-2)
9. April 30 @ Nashville	Andrés Núñez (1)	▲ 9	Mark Bass	2-0	Walk (3-0)
10. May 4 vs. Louisville	Drew Parrish (2)	▲ 3	Randy Rosenberg	1-1	Walk (3-2)

FASTEST STORM CHASERS PITCHES

MPH	PITCHER	DATE	INNING	BATTER	PITCH TYPE	RPM	COUNT	RESULT
1. 99.3	Jackson Kowar	4/18 vs. Gwinnett	▲ 7	Justin Dean	4-seam FB	2,193	2-2	Called Ball
2. 99.1	Josh Staumont	4/9 vs. Toledo	▲ 9	Jermaine Palacios	Sinker	2,300	2-2	Strikeout
3. 99.0	Jackson Kowar	4/18 vs. Gwinnett	▲ 7	Justin Dean	4-seam FB	2,150	3-2	Walk
4. 98.9	Josh Staumont	4/6 vs. Toledo	▲ 9	Jermaine Palacios	Sinker	2,402	3-2	Foul Ball
5. 98.8	Josh Staumont	4/9 vs. Toledo	▲ 9	Michael Papierski	4-seam FB	2,253	0-2	Called Ball
6. 98.4	Jackson Kowar	5/3 vs. Louisville	▲ 8	Michael Siani	4-seam FB	1972	0-2	Strikeout
98.4	Jackson Kowar	4/26 @ Nashville	▼ 7	Eddy Alvarez	4-seam FB	2,154	1-1	Swinging Strike
8. 98.3	Jackson Kowar	4/26 @ Nashville	▼ 7	Eddy Alvarez	4-seam FB	2,046	1-2	Called Ball
9. 98.1	Jackson Kowar	4/28 @ Nashville	▼ 8	Keston Hiura	4-seam FB	2,093	3-2	Foul Ball
98.1	Josh Staumont	4/9 vs. Toledo	▲ 9	Jermaine Palacios	Sinker	2,241	0-0	Called Ball
98.1	Josh Staumont	4/9 vs. Toledo	▲ 9	Michael Papierski	Sinker	2,327	0-0	Swinging Strike

PLAYER

QUICK NOTES

CAREER HIGHS

19 CJ
ALEXANDER

INFIELD/OUTFIELD • L/L • 6'3" • 215 • 7/16/1996 (26)
Traded from Atlanta — 7/11/2022
Born: Merrillville, Indiana • Resides: Surprise, Arizona

16 DAIRON
BLANCO

OUTFIELDER • R/R • 6'0" • 200 • 4/26/1993 (30)
Traded from Oakland — 7/27/2019
Born: Florida, Cuba • Resides: Miami, Florida

3 TUCKER
BRADLEY

OUTFIELDER • L/L • 6'0" • 195 • 5/6/1998 (24)
Signed 6/23/2020 as an Undrafted Free Agent (Georgia)
Born/Resides: Chickamauga, Georgia

17 ANGELO
CASTELLANO

INFIELDER • R/R • 6'0" • 165 • 1/13/1995 (28)
Signed 7/16/2011 as an International Free Agent
Born/Resides: San Diego, Venezuela

6 CLAY
DUNGAN

INFIELDER • L/R • 6'1" • 195 • 6/2/1996 (26)
2019 MLB Draft — Round 9 (Indiana State)
Born: Muncie, Indiana • Resides: Alexandria, Indiana

28 TYLER
GENTRY

OUTFIELDER • R/R • 6'2" • 215 • 2/1/1999 (24)
2020 MLB Draft — Round 3 (Alabama)
Born: Memphis, Tenn. • Resides: Arlington, Tenn.

18 BREWER
HICKLEN

OUTFIELDER • R/R • 6'2" • 220 • 2/9/1996 (27)
2017 MLB Draft — Round 7 (Alabama at Birmingham)
Born/Resides: Huntsville, Alabama

13 NICK
LOFTIN

INFIELD/OUTFIELD • R/R • 6'1" • 200 • 10/6/1995 (26)
2020 MLB Draft — Round 132nd Overall (Baylor)
Born: Corpus Christi, Texas • Resides: Surprise, Ariz.

14 LOGAN
PORTER

CATCHER/INFIELD • R/R • 6'0" • 200 • 7/12/1995 (27)
Signed 6/21/2018 as an Undrafted Free Agent (Dixie State)
Born: Phoenix, Texas • Resides: Surprise, Ariz.

25 JAKSON
REETZ

CATCHER • R/R • 6'0" • 215 • 1/3/1996 (27)
Signed 12/12/2022 as a Minor League Free Agent
Born: Hickman, Neb. • Resides: Elkhorn, Neb.

15 FRANMIL
REYES

OUTFIELDER • R/R • 6'5" • 280 • 7/7/1995 (27)
Signed 2/15/2023 as a Minor League Free Agent
Born: Loma de Cabrera, D.R. Resides: Kissimmee, Fla.

0 SAMAD
TAYLOR

INFIELD/OUTFIELD • R/R • 5'10" • 160 • 7/11/1998 (24)
Traded from Toronto — 8/2/2022
Born: Corona, Calif. • Resides: Sioux Falls, S.D.

2023: Appeared in 17 Cactus League games for the Royals and slashed .391/.462/.783 (9-for-23) with 4 XBH (2 HR) and 6 RBI ... has made first 4 starts of his career in RF this season, 4 of his 5 career starts in the OF ... 11 XBH are tied with Logan Porter for the team lead.
2022: Began year with Mississippi Braves (AA) in the Southern League, traded with 2 players to KC from Atlanta on 7/11, assigned to NW Arkansas ... in 114 total games, tied 6th in Double-A in RBI (87), tied 10th in HR (25) ... set career highs in games played, 2B (18), HR, RBI and SB (19). Double-A leader in AVG in RBI (29), tied 1st in league in HR (8).
2018-21: Played 182 games in the Braves' system, between R, A+, AA and AAA ... slashed .229/.310/.374 (144-for-628) with 14 HR and 66 RBI ... began and ended 2019 in Double-A with Mississippi, spent July in High-A with the Florida Fire Frogs ... played 87 games in Double-A with league-champion Mississippi in 2021.
2021: Brother Blaze is prospect in the Diamondbacks system, a 2022 Texas League Postseason All-Star with Amarillo, added to the D-backs' 40-man roster in November 2022.

HIT STREAK: 4 Games (4/29 to 5/4), .308 (4-for-13), 1 2B

ON-BASE BASE STREAK: 4 Games (4/29 to 5/4), .308 (4-for-13)

2023: Hit .310 in 16 Cactus League games for the Royals with 6 XBH (3 2B, 3 HR) and 5 RBI ... went 7-for-14 @ IND with 6 TB and 1 HR ... 4th in league with 13 steals, 13-for-14 in steal attempts ... 3 of his 4 RBI this season came last week @ Nashville.
2022: Played in 107 games for Omaha (AAA) but also appeared in five games with Kansas City from May 19 to June 3 ... slashed .301/.367/.486 (110-for-366) for Omaha and led the team in batting average while stealing a career-high 45 bases in Triple-A ... a Storm Chasers single-season record ... made his MLB debut May 20 vs. Minnesota, went 2-for-7 over five games ... in September, slashed .436/.480/.649 (41-for-94) with 12 XBH (7 2B, 2 3B, 3 HR), 23 RBI and 11 SB, led the league in AVG, OBP and hits in the last month.
2021: Split the season between NW Arkansas (AA) and Omaha (AAA), slashing a combined .277/.350/.441 (117-for-422) across 117 games with a career-best 41 stolen bases, while hitting 14 home runs and driving in 53 runs ... his 41 steals ranked 12th in MiLB and second in the Royals organization, behind Tyrol Terrell (55).

HIT STREAK:

ON-BASE BASE STREAK: 2 Games (4/30 to 5/2), .200 (1-for-5), 3 BB, 1 HBP

Ranked by MLB Pipeline as the No. 28 Royals prospect

2023: Appeared in 18 Cactus League games for the Royals and slashed .273/.346/.545 (6-for-22) with 2 HR and 6 RBI ... hit first Triple-A HR in 6th inning on 4/12 @ IOW, 2-run HR ... hit pinch-hit 2-run 2B in win on 4/14 and had 3 RBI off the bench in comeback win ... since that game, is 1-for-21 with 8 K.
2022: Spent the entire season with NW Arkansas (AA) and reached base in 90 of 109 games (82.57%), reached base multiple times in team-best 56 games ... 1st on team with 33 multi-hit games ... 2 of 12 home runs this season were grand slams, on 4/23 @ Frisco and 5/19 @ Wichita, both in 5th inning, first two of his pro career ... reached base at least twice in seven straight games from 7/26 to 8/2 ... homered in three straight games, 8/30 to 9/2 ... season-high 12-game on-base streak from 6/24 to 7/9.
2021: Began his professional career splitting the year between Columbia (A) and Quad Cities (A+), .380 OBP ranked fourth among qualified Royals Minor Leaguers.

HIT STREAK:

ON-BASE BASE STREAK: 2 Games (5/3 to 5/4), .000 (0-for-6), 2 BB, 1 HBP

2023: Appeared in 12 Cactus League games for the Royals and went 1-for-12 (.083) with 1 RBI and 1 BB ... hits in 8 of 12 games, reached base in his first 9 games of the season ... started at SS 8 games in a row, 4/18 to 4/26 and 12 of Omaha's last 14.
2022: In his 11th year as a member of the Royals' organization, began the year with Omaha, but assigned to NW Arkansas (AA) on 8/9 and finished the season with the Nationals ... over 59 games with the Storm Chasers, slashed .218/.318/.316 (38-for-174) while playing six different positions (1B, 2B, 3B, SS, LF & RF) ... made at least 10 starts at each SS (150.2 innings), 3B (121.0 innings) and 1B (115.0 innings) ... snapped 0-for-27 stretch with Nationals on 8/21 vs. San Antonio ... 15-for-67 over last 20 games after hitless streak ended ... played 800th MiLB game (all in Royals system) on 9/15 vs. Frisco, entered as defensive replacement.
2011-2023: Has played 803 games in the Royals' minor league system, slashing .232/.311/.312 (606-for-2610), with 29 HR and 271 RBI ... 2013 Dominican Royals Player of the Year ... 143 games with Omaha between 2021 and 2023, hitting .226 over 80 games in 2021 after an early-season promotion from Double-A.

HIT STREAK:

ON-BASE BASE STREAK: 5 Games (4/28 to 5/4), .167 (3-for-18), 2 BB

2023: Opened the season on the injured list with a right hamate fracture he suffered in Spring Training, activated from the injured list 5/4.
2022: Spent the entire season with Omaha and tied for 1st on the team in triples (4), while ranking 2nd in games played (127), plate appearances (515) and runs (64), 3rd in doubles (22), total bases (151), stolen bases (17) and walks (47), 4th in hits (84) and 5th in RBI (52) ... made starts at a career-high six positions for the Chasers, including 2B, (62 G), 3B, (40 G), SS (6 G) and his first professional appearances in the outfield: in LF (13 G), CF (1 G) and RF (2 G).
2021: Spent the entire season with NW Arkansas (AA), playing in 108 of the team's 119 regular season games, including 104 starts as the leadoff hitter ... led the Nationals in games played, at-bats (444), runs scored (74) and hits (128) ... led off the game with a hit 32 times, including 10 of his last 19 regular season games.

HIT STREAK:

ON-BASE BASE STREAK:

Ranked by MLB Pipeline as the No. 8 Royals prospect ... Ranked by Baseball America as the No. 7 Royals prospect

2023: Has reached base in 22 of 25 games so far this season, started first 23 games of the season ... hit first Triple-A HR in 6th inning on 4/5 vs. TOL, 3-run HR.
2022: Began season in Quad Cities (A+) assigned to NW Arkansas 6/14, named Nationals Player of the Year ... ranked 8th in MiLB in batting average (.326) ... Royals org leader in AVG (.326), SLG (.542) and OPS (.964), 2nd in OBP (.422) ... drove in at least one run in 36 of 73 games since joining the Nationals, reached base in 64 of 73 games (87.67%) ... Texas League POTW week of 6/27 - 7/3, hit .435 (10-for-23) with 6 XBH (2 2B, 4 HR), 11 RBI, 1.543 OPS ... reached in 28 straight games, 7/30 to 9/3, with .485 OBP.
2021: Spent his first pro season in Quad Cities (A+), played everyday for the first two months of the season ... placed on the 7-Day injured list on 7/14 and then the 60-Day IL 8/2.

HIT STREAK:

ON-BASE BASE STREAK:

2023: Began the season on the 7-Day Injured list (right elbow strain) ... activated 4/25 and came off the bench to play CF @ NAS, made first start 4/26 ... first 2 hits of the season were both doubles, 4/30 @ NAS.
2022: Played in 130 games for Omaha (AAA) and was named the Royals Triple-A Player of the Year but also appeared in six games with Kansas City over two separate stints with the Royals: May 26-30 and July 14-17 ... contract was selected by KC May 26 and made his major league debut that night in Minnesota, starting in CF ... reached base in 34 straight games between 7/26 and 9/2 ... set career highs in 2B (30), HR (28), RBI (85) and R (85) ... finished just two homers shy of a 30/30/30 season (HR/SB/2B).
2021: Spent the entire season with Northwest Arkansas (AA), his third consecutive year playing under Scott Thorman and third straight Minor League Championship ... led all Double-A hitters with 40 steals, tied for 13th in all of the Minors ... reached base in 41 of his last 47 games played and homered twice in the Double-A Central Championship Series.

HIT STREAK: 2 Games (5/3 to 5/4), .222 (2-for-9)

ON-BASE BASE STREAK: 4 Games (4/30 to 5/4), .250 (4-for-16), 2 BB

Ranked by MLB Pipeline as the No. 4 Royals prospect ... Ranked by Baseball America as the No. 8 Royals prospect

2023: Went 8-for-17 in series vs. Iowa (4/11-4/14), with 4 XBH and 7 RBI in 4 games ... a .303 (20-for-66) hitter when playing 3B, compared to .148 (4-for-27) at 2B ... 5-for-9 in the last two games, 7 of 13 balls put in play this week have been hit 90mph or harder.
2022: Began the season in NW Arkansas (AA) and reached in 76 of 88 games, had hits in 65 of 88 games ... tied club record with 3 doubles on 5/4 @ Springfield and had the first four-hit game of the season 7/15 @ Corpus Christi, went 4-for-5 with two doubles and career-best 11th HR of the year ... played at least 3 games at 5 positions with the Nationals (2B, 3B, SS, LF, CF) ... called up to Omaha on 8/9 and played 38 games for the Storm Chasers, slashed .216/.280/.359 (33-for-153) with 5 HR and 19 RBI.
2021: Spent his first pro season with Quad Cities (A+) and slashed .289/.374/.464 (103-for-356) across 90 games, named an MiLB.com Organization All-Star at third base ... won the High-A East Central batting title with a .289 average ... hit for the cycle on 8/1, going 5-for-6 at the plate with a walk-off homer in the ninth to complete the cycle.

HIT STREAK: 2 Games (5/3 to 5/4), .556 (5-for-9), 1 2B, 1 HR

ON-BASE BASE STREAK: 2 Games (5/3 to 5/4), .556 (5-for-9)

2023: 6th in the league with a .645 slugging percentage, has a team-best 6 HR in 20 games played this season, with hits in first 7 games played, reached base in his first 11 games this season and 17 of 20 this year ... 0-for-1 on AB challenges as a catcher ... 3rd two-HR game of career on 8/5 vs. Toledo.
2022: Began the season in NW Arkansas (AA) and reached in 66 of 77 games, reached multiple times in 49 games ... assigned to Omaha (AAA) on 4/9 and finished season with Storm Chasers, appeared in 35 games (33 at 1B) and hit .301 (34-for-113) with 3 HR and 17 RBI ... combining numbers between Nationals and Chasers, ranked 38th in MiLB in ON-BASE PERCENTAGE (.442) ... combining his AA & AAA numbers, was the Royals system leader in OBP (.442), 2nd in OPS (.918), 3rd in batting average (.301).
2021: Spent the season with Quad Cities (A+) and slashed .241/.368/.451 (62-for-257) in 77 games ... named a High-A Central post-season All-Star at catcher.
2021: Grew up down the street from Surprise Stadium, was a draftee for the AZL Royals the summer of 2011 while in high school, also caught bullpens for the team.

HIT STREAK: 4 Games (4/30 to 5/4), .412 (7-for-17), 1 2B, 1 HR

ON-BASE BASE STREAK: 4 Games (4/30 to 5/4), .412 (7-for-17), 1 BB

2023: As a non-roster invitee, appeared in 12 Cactus League games for the Royals and slashed .227/.320/.455 (5-for-22) with 2 2B, 1 HR and 6 RBI ... hit his first professional grand slam in 5th inning on 4/1 @ IND ... 5 of his last 6 hits have been doubles, 6 of 10 hits this season are XBH.
2022: Signed with Milwaukee in December 2021 and after beginning the year with Biloxi (AA), earned a mid-July promotion to Nashville AAA and ended the year with Omaha (AAA) ... across the three teams, slashed .264/.359/.575 (97-for-364) over 104 games, with 30 HR and 82 RBI ... 25 HR in the Brewers system led all hitters in the organization ... despite playing just 62 games with the Shuckers, named the Double-A Southern League's Most Valuable Player and the league's Postseason All-Star at catcher.
2014-2021 Over 7 Minor League seasons, played 472 games in the Washington Nationals organization and made his MLB debut with the Nationals in July 2021 ... in 2019, was named a Carolina League midseason All-Star and MiLB Organizational All-Star for the Nationals ... named a Baseball America Rookie All-Star in 2014, playing for the GCL Nationals.

HIT STREAK: 4 Games (4/23 to 5/2), .357 (5-for-14), 4 2B

ON-BASE BASE STREAK: 4 Games (4/23 to 5/2), .357 (5-for-14), 1 BB, 1 HBP

2023: After signing a Minor League deal with an invite to big league spring training, hit .340 (16-for-47) with 3 HR and 12 RBI over 18 Cactus League games, had his contract selected to the Major League roster for Opening Day on 3/30 ... was hitting .189 (11-for-59) over 19 games with the Royals, reinstated from the Paternity List prior on 4/24 and went 0-for-17 since returning ... optioned to Omaha on 5/2, went 2-for-5 with 2B and RBI in debut on 5/4.
2022: Made his 4th Opening Day roster, 3rd with Cleveland and hit 9 HR in 70 games before being acquired off waivers by the Cubs on 8/8, played in 48 games with the Cubs and hit .5 HR in 48 games ... beat his MLB career with a 9-game hit streak from Aug. 9-19, hit .368 (14-for-38) with 7 XBH (2 HR) and 6 RBI, a stretch where the Cubs went 8-1.
MLB: Has played 548 games in the Major Leagues between 2018 and 2023 with San Diego (2018-19), Cleveland (2019-22), Chicago NL (2022) and Kansas City (2023) ... he is a lifetime .249 in the big leagues with 108 HR and 285 RBI, for a .774 OPS ... from 2019-21, his 76 homers were tied for 17th most in the Majors ... 30+ HR seasons in 2019 and 2021.

HIT STREAK:

ON-BASE BASE STREAK:

Ranked by MLB Pipeline as the No. 21 Royals prospect ... Ranked by Baseball America as the No. 24 Royals prospect

2023: Opened the Triple-A season with four (4) straight 2-hit games, has 11 multi-hit games of 25 games played this season & hits in 20 of 25 games ... has hit 1st in order in all 27 games he's played (of Omaha's 28), a .326 hitter (103-in-146) with .436 OBP leading off innings ... tied 1st in the league with 16 steals (tied 4th in MiLB) and tied 6th with 35 hits ... stole 4 bases on 5/4 vs. LOU.
2022: Began the season in the Blue Jays organization with Buffalo (AAA) and appeared in 70 games before being acquired by Kansas City at the 2022 Trade Deadline with RHP Max Castillo in exchange for Whit Merrifield, but did not play the rest of the season due to a preexisting injury (left oblique strain) ... stole 9 bases in 21 games for the Surprise Saguaros in the Arizona Fall League after the conclusion of the Minor League season ... added to KC 40-man roster on 11/10/22 ... traded from CLF to TOR on 7/31/2017.

HIT STREAK:

ON-BASE BASE STREAK:

H 3 (17x) Last: 4/8/23 vs. Toledo

R 4 8/17/22 vs. San Antonio

HR 2 (5x) Last: 8/11/22 @ Arkansas

RBI 6 (2x) Last: 8/5/22 vs. Tulsa

BB 3 (2x) Last: 7/2/18 vs. Bristol

SB 2 (2x) Last: 5/26/22 @ Pensacola

H 5 (2x) Last: 9/15/22 @ Columbus

R 3 (11x) Last: 9/15/22 @ Columbus

HR 2 5/23/19 @ Amarillo

RBI 4 (4x) Last: 9/15/22 @ Columbus

BB 3 (3x) Last: 8/29/21 @ Iowa

SB 3 (2x) Last: 4/23/23 vs. Gwinnett

H 3 (17x) Last: 3/31/23 @ Indianapolis

R 3 (5x) Last: 9/2/22 @ Tulsa

HR 2 8/10/21 vs. Beloit

RBI 5 6/24/21 @ Beloit

BB 3 (3x) Last: 9/3/22 @ Tulsa

SB 3 7/9/22 vs. Tulsa

H 4 (5x) Last: 8/18/17 vs. Asheville

R 4 6/26/16 @ Grand Junction

HR 2 7/19/19 @ Amarillo

RBI 5 7/17/22 @ Rochester

BB 3 (4x) Last: 8/2/17 vs. West Virginia

SB 2 7/13/16 vs. Helena

H 6 6/23/19 vs. Billings

R 4 9/3/19 vs. Missoula

HR 2 6/26/22 vs. Columbus

RBI 4 (3x) Last: 6/28/22 @ St. Paul

BB 3 5/7/22 vs. Columbus

SB 3 (2x) Last: 8/8/21 @ Arkansas

H 4 7/6/22 vs. Tulsa

R 4 (2x) Last: 7/17/22 @ Corpus Christi

HR 2 (2x) Last: 6/29/22 @ Amarillo

RBI 6 6/2/21 vs. Beloit

BB 3 (6x) Last: 4/20/23 vs. Gwinnett

SB 1 (16x) Last: 4/14/23 @ Iowa

H 4 (4x) Last: 5/25/22 @ Louisville

R 4 8/21/19 vs. Salem

HR 3 8/22/19 vs. Salem

RBI 5 (2x) Last: 8/24/21 vs. Springfield

BB 3 (3x) Last: 6/20/19 vs. Frederick

SB 3 (5x) Last: 4/22/22 @ Memphis

H 5 8/1/21 vs. South Bend

R 4 (2x) Last: 7/15/22 @ Corpus Christi

HR 1 (29x) Last: 4/6/23 vs. Toledo

RBI 5 4/22/22 @ Frisco

BB 3 (4x) Last: 8/5/22 vs. Tulsa

SB 2 (2x) Last: 6/10/22 @ Tulsa

H 4 8/6/19 @ Johnson City

R 3 (4x) Last: 8/1/21 vs. South Bend

HR 2 (3x) Last: 4/5/23 vs. Toledo

RBI 4 (2x) Last: 8/10/21 vs. Beloit

BB 3 (5x) Last: 4/14/23 @ Iowa

SB 1 8/10/21 vs. Beloit

H 3 (19x) Last: 4/1/23 @ Indianapolis

R 3 (8x) Last: 5/29/22 vs. Montgomery

HR 2 (7x) Last: 7/8/22 @ Montgomery

RBI 5 (4x) Last: 4/1/23 @ Indianapolis

BB 3 (4x) Last: 5/29/22 vs. Montgomery

SB 1 (24x) Last: 4/27/23 @ Nashville

H 5 (3x) Last: 9/1/20 @ KANSAS CITY

R 3 (19x) Last: 8/28/20 @ ST. LOUIS

HR 2 (21x) 7/28/21 vs. ST. LOUIS

RBI 7 7/31/17 vs. Corpus Christi

BB 3 (6x) 9/20/20 @ DETROIT

SB 2 6/10/17 vs. Corpus Christi

H 4 (4x) Last: 6/15/22 @ Lehigh Valley

R 4 8/21/21 @ Portland

HR 2 (4x) Last: 6/21/22 vs. St. Paul

RBI 5 (2x) Last: 6/21/22 vs. St. Paul

BB 4 4/16/22 @ Rochester

SB 4 (2x) Last: 5/4/23 vs. Louisville

SO NICE, THEY DID IT						MULTI-HIT GAMES						MULTI-RUN GAMES						MULTI-RBI GAMES						MULTI-BB GAMES						MULTI-K GAMES						MULTI-SB GAMES					
TWICE (OR MORE)						2	3	4	5+	T		2	3	4	5+	T		2	3	4	5+	T		2	3	4	5+	T		2	3	4	5+	T		2	3	4	5+	T	
19	Alexander, CJ	3	2	-	-	5						2	1	-	-	3		1	-	-	-	1		-	-	-	-	-		7	1	-	-	8		-	-	-	-	-	
16	Blanco, Dairon	2	2	-	-	4						2	-	-	-	2		1	-	-	-	1		2	-	-	-	2		2	2	-	-	4		-	1	-	-	1	
3	Bradley, Tucker	2	1	-	-	3						2	1	-	-	3		1	1	-	-	2		3	-	-	-	3		1	-	-	-	1		2	-	-	-	2	
17	Castellano, Angelo	2	-	-	-	2						3	-	-	-	3		2	-	-	-	2		1	-	-	-	1		2	1	-	-	3		-	-	-	-	-	
6	Dungan, Clay	-	-	-	-	-						-	-	-	-	-		-	-	-	-	-		-	-	-	-	-		-	-	-	-	-		-	-	-	-	-	
	Eaton, Nate	3	-	-	-	3						-	1	-	-	1		1	-	-	-	1		-	-	-	-	-		2	-	-	-	2		1	-	-	-	1	
	Fermin, Freddy	1	1	1	-	3						3	1	-	-	4		2	1	-	1	4		2	1	-	-	3		2	-	-	-	2		-	-	-	-	-	
	Garcia, Maikel	4	1	-	-	5						2	-	-	-	2		2	2	-	-	4		3	1	-	-	4		2	1	-	-	3		-	-	-	-	-	
28	Gentry, Tyler	5	-	-	-	5						2	1	-	-	3		1	2	-	-	3		2	1	-	-	3		3	3	-	-	6		-	-	-	-	-	
18	Hicklen, Brewer	1	-	-	-	1						-	-	-	-	-		1	-	-	-	1		-	-	-	-	-		3	-	-	-	3		-	-	-	-	-	
13	Loftin, Nick	6	2	-	-	8						1	-	-	-	1		-	4	-	-	4		-	-	-	-	-		3	-	-	-	3		-	-	-	-	-	
14	Porter, Logan	4	2	-	-	6						2	-	-	-	2		2	-	-	-	2		1	1	-	-	2		6	2	-	-	8		-	-	-	-	-	
	Pratto, Nick	-	1	-	-	1						1	-	-	-	1		2	-	-	-	2		3	-	-	-	3		2	1	-	-	3		-	-	-	-	-	
25	Reetz, Jakson	1	1	-	-	2						-	-	-	-	-		-	-	-	1	1		1	-	-	-	1		1	2	-	-	3		-	-	-	-	-	
15	Reyes, Franmil	1	-	-	-	1						1	-	-	-	1		-	-	-	-	-		-	-	-	-	-		-	-	-	-	-		-	-	-	-	-	
0	Taylor, Samad	10	2	-	-	12						5	1	-	-	6		3	2	-	-	5		3	-	-	-	3		6	-	-	-	6		1	1	1	-	3	
						45	15	1	0	61		26	6	0	0	32		19	12	0	2	33		21	4	0	0	25		42	13	0	0	55		4	2	1	0	7	

			HITTING STREAKS									ON-BASE STREAKS											
PLAYER	CURRENT	LONGEST	DATES/RESULTS									CURRENT	LONGEST	DATES/RESULTS									
			START	END	AVG	2B	3B	HR	RBI	OPS	START			END	AVG	2B	HR	BB	HBP	OBP			
19 Alexander, CJ	4	4	4/29	5/4	.308 (4-13)	1	0	0	1	.693	4	5 (2x)	4/14	4/23	.222 (4-18)	2	1	2	0	.300			
16 Blanco, Dairon	-	5	4/9	4/19	.353 (6-17)	3	0	0	0	1.005	2	5 (3x)	4/22	4/28	.267 (4-15)	1	0	2	0	.353			
3 Bradley, Tucker	-	3	4/6	4/8	.500 (4-8)	0	1	0	0	1.417	2	5	4/6	4/12	.364 (8-22)	3	3	1	0	.391			
17 Castellano, Angelo	-	3 (2x)	4/14	4/19	.375 (3-8)	1	0	0	1	.833	5	9	4/1	4/19	.320 (8-25)	2	2	6	0	.438			
28 Gentry, Tyler	3	5	4/5	4/9	.350 (7-20)	1	0	1	6	.967	-	9 (2x)	4/12	4/23	.167 (5-30)	1	1	9	2	.390			
18 Hicklen, Brewer	2	2	5/3	5/4	.222 (2-9)	0	0	0	3	.444	4	4	4/30	5/4	.250 (4-16)	2	0	2	0	.333			
13 Loftin, Nick	-	6	4/5	4/14	.417 (10-24)	2	0	3	8	1.298	2	6	4/5	4/14	.417 (10-24)	2	3	1	0	.423			
14 Porter, Logan	4	7	4/1	4/12	.370 (10-27)	2	0	4	7	1.268	4	11	4/1	4/20	.333 (13-39)	4	5	6	0	.413			
25 Reetz, Jakson	4	4	4/23	5/2	.357 (5-14)	4	0	0	1	1.081	4	4	4/23	5/2	.357 (5-14)	4	0	1	1	.438			
15 Reyes, Franmil	-	-	-	-	-	-	-	-	-	-	-	-	-	-	-	-	-	-	-	-			
0 Taylor, Samad	-	6	4/7	4/13	.345 (10-29)	3	0	1	7	.897	-	14	4/7	4/26	.328 (19-58)	4	1	6	1	.400			

BOLD indicates longest streak in 2023 among active players

Italics indicates longest personal streak is active

PITCHES/PLATE APPEARANCE & PLATE APPEARANCE DEPTH									PINCH-HITTING LOG (4)					
PLAYER	AVG. P/PA	TOTAL PA	TOTAL P	LONGEST PA (#)	DATE	INN.	PITCHER	RESULT	#	DATE	INNING	PINCH HITTER	HITTING FOR	RESULT
19 Alexander, CJ	3.86	84	324	8 (2x)	4/26 @ NAS	▲ 5	Caleb Boushley (NAS)	Popout (P4)	1.	4/5 vs. Toledo	▼ 9	CJ Alexander	Angelo Castellano	Fielder's Choice (4-6)
16 Blanco, Dairon	3.74	87	325	10	5/2 vs. LOU	▼ 7	Ricky Karcher (LOU)	Walk	2.	4/14 @ Iowa	▲ 8	Tucker Bradley	Angelo Castellano	2-RBI Double
3 Bradley, Tucker	3.91	64	250	10	4/29 @ NAS	▲ 3	Robert Stock (NAS)	Groundout (4-3)	3.	4/18 vs. Gwinnett	▼ 9	Tucker Bradley	Angelo Castellano	Strikeout Looking
17 Castellano, Angelo	4.21	73	307	10	4/18 vs. GWN	▼ 3	Michael Soroka (GWN)	Strikeout Swinging	4.	4/29 @ Nashville	▲ 8	Logan Porter	CJ Alexander	Strikeout Swinging
Eaton, Nate	4.30	27	116	10	4/29 @ NAS	▲ 7	Pedro Fernandez (NAS)	Flyout (F9)	5.					
Fermin, Freddy	3.84	58	223	8	4/20 vs. GWN	▼ 5	Grant Holmes (GWN)	RBI Walk	6.					
Garcia, Maikel	4.39	112	492	10	4/12 @ IOW	▲ 3	Riley Thompson (IOW)	Strikeout Swinging	7.					
28 Gentry, Tyler	4.29	126	541	8 (2x)	4/14 @ IOW	▲ 9	Anthony Kay (IOW)	Strikeout Swinging	8.					
18 Hicklen, Brewer	3.65	26	95	7	5/2 vs. LOU	▼ 7	Ricky Karcher (LOU)	Walk	9.					
13 Loftin, Nick	3.31	105	348	8 (2x)	4/14 @ IOW	▲ 8	Manuel Rodriguez (IOW)	Groundout (3-1)	10.					
14 Porter, Logan	4.35	79	344	8 (3x)	4/28 @ NAS	▲ 4	Adrian Houser (NAS)	Strikeout Looking	11.					
Pratto, Nick	4.39	80	351	8 (5x)	4/23 vs. GWN	▼ 3	Nick Margevicius (GWN)	Single	12.					
25 Reetz, Jakson	4.21	38	160	13	4/21 vs. GWN	▼ 2	Allan Winans (GWN)	Strikeout Swinging	13.					
15 Reyes, Franmil	4.20	5	21	5 (2x)	5/4 vs. LOU	▼ 6	Tayron Guerrero (LOU)	Strikeout Swinging	14.					
0 Taylor, Samad	3.74	133	497	9	4/25 @ NAS	▲ 1	Robert Gasser (NAS)	Strikeout Looking	15.					
4.01 1,097 4,394									Omaha Pinch Hitters: 1-for-4, 2B, 2 RBI					
									Most-Used Pinch Hitter: Tucker Bradley (1x)					
									Most Frequently Pinch-Hit For: Angelo Castellano (3x)					

PITCH TIMER VIOLATIONS CALLED ON OMAHA HITTERS (1)

DATE	INNING	UMPIRE	HITTER	COUNT AT CALL	BATTER RESULT (COUNT)
1. 4/12 @ Iowa	▲ 9	Tom Hanahan	Samad Taylor (1)	0-1	Single (0-2)
2.					
3.					
4.					
5.					
6.					
7.					

HR #	PLAYER (SEASON #)	GM # – DATE	OPPONENT	PITCHER	PITCH TYPE	DIRECTION	ON BASE	INNING	OUTS	COUNT	SCORE	FINAL	DISTANCE	EXIT VELO	LAUNCH ANGLE
1.	Logan Porter (1)	2 – April 1	@ Indianapolis	Caleb Smith (L)	4-seam FB	LF	0	▲4	1	2-2	3-0	W, 12-1	417 FT	106.6 MPH	32°
2.	Jakson Reetz (1)	2 – April 1	@ Indianapolis	Caleb Smith (L)	Slider	LF	3	▲5	2	2-1	8-0	W, 12-1	408 FT	103.9 MPH	25°
3.	Dairon Blanco (1)	3 – April 2	@ Indianapolis	Mike Burrows	4-seam FB	LCF	0	▲5	2	3-2	1-3	W, 8-3	411 FT	105.2 MPH	23°
4.	Samad Taylor (1)	3 – April 2	@ Indianapolis	J.C. Flowers	4-seam FB	LF	0	▲8	0	2-1	2-3	W, 8-3	334 FT	104.5 MPH	22°
5.	Nick Loftin (1)	3 – April 2	@ Indianapolis	Daniel Zamora (L)	4-seam FB	LF	2	▲8	1	1-2	5-3	W, 8-3	362 FT	97.2 MPH	29°
6.	Maikel Garcia (1)	4 – April 4	vs. Toledo	Alex Faedo	4-seam FB	RF	0	▼1	1	2-1	1-0	L, 9-2	349 FT	94.3 MPH	35°
7.	Tyler Gentry (1)	5 – April 5	vs. Toledo	Tyler Holton (L)	Cutter	CF	2	▼6	0	2-0	3-1	L, 7-6	417 FT	106.5 MPH	27°
8.	Logan Porter (2)	5 – April 5	vs. Toledo	Tyler Holton (L)	Slider	LF	0	▼6	0	3-1	4-1	L, 7-6	346 FT	103.3 MPH	37°
9.	Logan Porter (3)	5 – April 5	vs. Toledo	Matt Wisler	4-seam FB	RCF	0	▼8	0	2-2	5-6	L, 7-6	364 FT	94.7 MPH	34°
10.	Nick Loftin (2)	6 – April 6	vs. Toledo	Brenan Haniffee	Slider	LCF	0	▼2	0	2-2	1-1	L, 8-5	401 FT	101.8 MPH	32°
11.	CJ Alexander (1)	6 – April 6	vs. Toledo	Brenan Haniffee	Sinker	CF	0	▼4	1	2-2	3-6	L, 8-5	409 FT	101.1 MPH	35°
12.	Logan Porter (4)	7 – April 7	vs. Toledo	Reese Olson	4-seam FB	LF	0	▼3	0	3-2	5-2	W, 9-4	395 FT	104.3 MPH	45°
13.	Freddy Fermin (1)	8 – April 8	vs. Toledo	Will Vest	Slider	CF	3	▼3	2	0-0	6-1	W, 13-8	401 FT	102.1 MPH	42°
14.	Angelo Castellano (1)	8 – April 8	vs. Toledo	Will Vest	4-seam FB	LCF	1	▼4	0	2-0	8-1	W, 13-8	401 FT	102.8 MPH	33°
15.	Freddy Fermin (2)	8 – April 8	vs. Toledo	Ashton Goudeau	Changeup	CF	1	▼5	0	1-1	10-1	W, 13-8	428 FT	105.9 MPH	28°
16.	CJ Alexander (2)	8 – April 8	vs. Toledo	Ashton Goudeau	Changeup	LF	0	▼7	0	1-0	11-8	W, 13-8	351 FT	92.4 MPH	43°
17.	Angelo Castellano (2)	9 – April 9	vs. Toledo	Alex Faedo	4-seam FB	LF	0	▼3	1	0-0	1-0	L, 8-2	373 FT	98.0 MPH	25°
18.	Samad Taylor (2)	10 – April 11	@ Iowa	Roenis Elias (L)	4-seam FB	CF	2	▲5	2	0-2	3-9	L, 9-6	405 FT	100.9 MPH	25°
19.	Freddy Fermin (3)	10 – April 11	@ Iowa	Brandon Hughes (L)	4-seam FB	LF	1	▲6	2	0-1	6-9	L, 9-6	398 FT	100.3 MPH	33°
20.	CJ Alexander (3)	11 – April 12	@ Iowa	Riley Thompson	Changeup	RF	0	▲2	0	1-0	2-1	W, 10-6	394 FT	104.3 MPH	24°
21.	Tyler Gentry (2)	11 – April 12	@ Iowa	Riley Thompson	Slider	LF	0	▲3	2	1-2	3-1	W, 10-6	393 FT	103.3 MPH	26°
22.	Tucker Bradley (1)	11 – April 12	@ Iowa	Rowan Wick	4-seam FB	RCF	1	▲6	2	1-1	7-3	W, 10-6	392 FT	98.2 MPH	29°
23.	Nick Loftin (3)	11 – April 12	@ Iowa	Anthony Kay (L)	Slider	CF	0	▲8	0	2-1	8-6	W, 10-6	420 FT	104.3 MPH	28°
24.	Nick Loftin (4)	12 – April 13	@ Iowa	Nick Neidert	4-seam FB	LF	0	▲4	2	3-2	1-11	L, 14-1	370 FT	100.4 MPH	38°
25.	Nick Pratto (1)	15 – April 19	vs. Gwinnett	Beau Burrows	Slider	CF	0	▼2	0	1-2	1-1	L, 6-2	399 FT	100.2 MPH	26°
26.	Logan Porter (5)	15 – April 19	vs. Gwinnett	Beau Burrows	Slider	LF	0	▼4	1	1-2	2-3	L, 6-2	350 FT	94.9 MPH	50°
27.	CJ Alexander (4)	17 – April 21	vs. Gwinnett	Allan Winans	Changeup	RF	0	▼2	2	0-0	1-1	L, 7-3	395 FT	96.2 MPH	37°
28.	Nick Pratto (2)	18 – April 22	vs. Gwinnett	Dylan Dodd (L)	Changeup	RF	1	▼1	2	3-1	2-0	L, 5-2	350 FT	88.4 MPH	39°
29.	Nate Eaton (1)	22 – April 27	@ Nashville	Janson Junk	Sweeper	LF	0	▲2	2	2-2	1-0	W, 2-1	403 FT	103.0 MPH	32°
30.	Freddy Fermin (4)	24 – April 29	@ Nashville	Robert Stock	4-seam FB	RCF	2	▲1	1	3-1	4-0	L, 6-5 (10)	381 FT	104.3 MPH	23°
31.	Tyler Gentry (3)	25 – April 30	@ Nashville	Robert Gasser (L)	4-seam FB	LF	1	▲3	2	1-0	2-1	W, 10-6	391 FT	100.6 MPH	33°
32.	Logan Porter (6)	25 – April 30	@ Nashville	Robert Gasser (L)	Slider	LF	0	▲4	0	2-1	3-1	W, 10-6	389 FT	102.3 MPH	29°
33.	Freddy Fermin (5)	25 – April 30	@ Nashville	Robert Gasser (L)	Changeup	LF	0	▲5	1	2-0	5-1	W, 10-6	368 FT	94.8 MPH	35°
34.	Nick Loftin (5)	28 – May 4	vs. Louisville	Silvino Bracho	Slider	LF	0	▼7	0	0-0	8-11	L, 12-10	365 FT	101.1 MPH	19°

HOME RUN BREAKDOWN

[illegible]

INNING DISTRIBUTION

1st Inning	2nd Inning	3rd Inning	4th Inning	5th Inning	6th Inning	7th Inning	8th Inning	9th Inning	10th Inning	11th Inning
3	5	5	6	5	4	2	4	-	-	-

NOTABLE STORM CHASERS HOME RUNS

BACK-TO-BACK HOMERS (1)		2-HOMER GAMES (2)		3-HOMER GAMES (0)		GRAND SLAMS (2)	
PLAYERS	DATE/OPPONENT (INN.)	PLAYER (CAREER NO.)	DATE/OPPONENT	PLAYER (CAREER NO.)	DATE/OPPONENT	PLAYER (CAREER NO.)	DATE/OPPONENT (INN.)
Tyler Gentry & Logan Porter	4/5 vs. Toledo (6th)	Logan Porter (3rd)	4/5 vs. Toledo			Jakson Reetz (1st)	4/1 @ Indianapolis (5th)
		Freddy Fermin (4th)	4/8 vs. Toledo			Freddy Fermin (3rd)	4/8 vs. Toledo (3rd)

LEADOFF HOMERS (0)		INSIDE-THE PARK HOMERS (0)		PINCH-HIT HOMERS (0)		WALK-OFF HOMERS (0)	
PLAYER (CAREER NO.)	DATE/OPPONENT	PLAYER (CAREER NO.)	DATE/OPPONENT (INN.)	PLAYER (CAREER NO.)	DATE/OPPONENT (INN.)	PLAYER	DATE/OPPONENT

HOME RUN SITUATION	# OF	DATE OF LAST	BATTER ('23 HR #)	PITCHER	COUNT	RUNNERS ON	OUTS	INNING	SCORE @ HR	FINAL
GO-AHEAD HOME RUN	8	April 30 @ Nashville	Tyler Gentry (3)	Robert Gasser	1-0	1	2	▲ 3	2-1	W, 10-6
GAME-TYING HOME RUN	3	April 21 vs. Gwinnett	CJ Alexander (4)	Allan Winans	0-0	0	2	▼ 2	1-1	L, 7-3

NOTABLE OPPOSING HOME RUNS

BACK-TO-BACK HOMERS (1)		2-HOMER GAMES (0)		3-HOMER GAMES (1)		GRAND SLAMS (1)	
PLAYERS	DATE/OPPONENT (INN.)	PLAYER (CAREER NO.)	DATE/OPPONENT	PLAYER (CAREER NO.)	DATE/OPPONENT	PLAYER	DATE/OPPONENT (INN.)
Encarnacion-Strand & Benson	5/4 vs Louisville (1st)			Christian Encarnacion-Strand (1)	5/4 vs. Louisville	Andy Ibáñez	April 6 vs. Toledo (3rd)

LEADOFF HOMERS (3)		INSIDE-THE PARK HOMERS (0)		PINCH-HIT HOMERS (0)		WALK-OFF HOMERS (0)	
PLAYER	DATE/OPPONENT	PLAYER	DATE/OPPONENT (INN.)	PLAYER	DATE/OPPONENT (INN.)	PLAYER	DATE/OPPONENT
Christopher Morel	4/14 @ Iowa						
Forrest Wall	4/19 vs. Gwinnett						
Michael Siani	5/3 vs. Louisville						

AFTER-INNING RECORDS

	LEADING	TRAILING	TIED
AFTER 1 INNING	1 - 4	3 - 7	6 - 7
AFTER 2 INNINGS	3 - 5	5 - 6	2 - 7
AFTER 3 INNINGS	6 - 5	2 - 9	2 - 4
AFTER 4 INNINGS	7 - 2	2 - 13	1 - 3
AFTER 5 INNINGS	7 - 2	3 - 14	0 - 2
AFTER 6 INNINGS	7 - 3	3 - 15	0 - 0
AFTER 7 INNINGS	6 - 3	3 - 14	1 - 1
AFTER 8 INNINGS	8 - 0	2 - 16	0 - 2

STORM CHASERS BIG INNINGS

DATE	INNING	RUNS
1. April 2 @ Indianapolis	8th	7
2. April 8 vs. Toledo	3rd	6
3.		
4.		
5.		
6.		
7.		
8.		

SCORE BY INNINGS

	1	2	3	4	5	6	7	8	9	10	11+	TOTAL
Omaha	18	11	17	14	22	18	11	21	18	0	0	150
Opponents	29	22	20	12	17	33	14	26	10	1	0	184
Difference	-11	-11	-3	2	5	-15	-3	-5	8	-1	0	-34
SCORE BY INNINGS V. LOUISVILLE	1	2	3	4	5	6	7	8	9	10	11+	TOTAL
Omaha	5	1	0	1	0	2	4	0	5	0	0	18
Louisville	5	3	5	1	3	10	1	0	1	0	0	29
vs. Louisville Difference	0	-2	-5	0	-3	-8	3	0	4	0	0	-11

MULTI-RUN INNINGS

	2	3	4	5	6	7	8	9	10+	TOTAL
Storm Chasers	14	9	7	1	1	1	-	-	-	33
Opponents	20	16	4	3	3	-	-	-	-	46

RECORD BY RUNS SCORED/ALLOWED

RUNS	0	1	2	3	4	5	6	7	8	9	10	11	12	13+
SCORED	0 - 1	0 - 2	1 - 4	0 - 4	0 - 2	1 - 2	0 - 2	0 - 0	2 - 0	1 - 0	2 - 1	1 - 0	1 - 0	1 - 0
ALLOWED	0 - 0	1 - 0	1 - 0	2 - 0	1 - 2	0 - 2	3 - 2	0 - 3	2 - 3	0 - 3	0 - 1	0 - 0	0 - 1	0 - 1

RECORD BY MARGIN OF VICTORY/DEFEAT

1 Run	2 Runs	3 Runs	4 Runs	5 Runs	6 Runs	7 Runs	8 Runs	9 Runs	10+ Runs
1 - 3	2 - 1	1 - 5	2 - 2	3 - 2	0 - 3	0 - 1	0 - 0	0 - 0	1 - 1

2023 STORM CHASERS MONTH BY MONTH

HITTING

MONTH	AVG	G	AB	R	H	TB	2B	3B	HR	RBI	BB	IBB	SO	SB	CS	OBP	SLG	OPS	SAC	SF	HBP	GIDP	LOB
MARCH	.300	1	40	8	12	16	2	1	0	8	9	0	12	5	0	.429	.400	.829	0	0	0	0	14
APRIL	.250	24	799	124	200	352	49	2	33	118	99	0	204	38	8	.337	.441	.778	1	11	11	24	156
MAY	.252	3	107	18	27	39	7	1	1	16	13	0	22	6	1	.341	.364	.705	0	1	2	4	24
JUNE																							
JULY																							
AUGUST																							
SEPTEMBER																							
TOTAL	253	28	946	150	239	407	58	4	34	142	121	0	238	49	9	.342	.430	.772	1	12	13	28	194

PITCHING

MONTH	W	L	ERA	G	GS	CG	SHO	GF	HLD	SV	SVO	IP	H	R	ER	HR	HB	BB	SO	WP	BK	WHIP	AVG
MARCH	1	0	6.00	1	1	0	0	1	0	1	1	9.0	11	6	6	1	1	2	7	0	1	1.44	.297
APRIL	9	15	5.65	24	24	0	0	24	11	3	7	212.0	238	149	133	30	17	104	198	16	2	1.61	.284
MAY	0	3	8.67	3	3	0	0	3	0	0	0	27.0	38	29	26	10	1	13	26	3	0	1.89	.336
JUNE																							
JULY																							
AUGUST																							
SEPTEMBER																							
TOTAL	10	18	5.99	28	28	0	0	28	11	4	8	248.0	287	184	165	41	19	119	231	19	3	1.64	.290

2023 WALK-OFF TRACKER (0 FOR, 2 AGAINST)

GAME #	DATE	OPPONENT	FINAL (INN.)	PLAYER	WINNING RUN	PITCHER	HOW	OUTS	COUNT
23	April 28	@ Nashville	L, 4-3 (9)	Brian Navarreto	Skye Bolt	Josh Dye	Throwing error by 3B Maikel Garcia	2	1-0
24	April 29	@ Nashville	L, 6-5 (10)	Keston Hiura	Eddy Alvarez	Evan Sisk	Infield single to SS Angelo Castellano	1	2-1

Bold Indicates Omaha Walk-Off Win

2023 STORM CHASERS EJECTIONS (3)

DATE	INNING	WHO (POSITION) / # IN 2023	WHY	UMPIRE (POSITION)
April 21 vs. Gwinnett	▼ 6	Mike Jirschele (Manager) / 1st	Balls/Strikes	Takahito Matsuda (Home Plate)
April 21 vs. Gwinnett	▲ 7	Dane Johnson (Pitching Coach) / 1st	Balk	Takahito Matsuda (Home Plate)
April 21 vs. Gwinnett	▼ 8	CJ Alexander (Designated Hitter) / 1st	Balls/Strikes	Takahito Matsuda (Home Plate)

PITCHING

vs. Left-Handed Starter	3-6
vs. Right-Handed Starter	7-12
WITH Left-Handed Starter	5-5
WITH Right-Handed Starter	5-13
0-4 strikeouts	0-1
5-9 strikeouts	6-12
10+ strikeouts	4-5
0 runs of support	0-6
1-4 runs of support	7-10
5-9 runs of support	3-2
10+ runs of support	

SCORING

1-Run Games	1-3
2-Run Games	2-1
3-4-Run Games	3-7
5+ Run Games	4-7
Extra Innings	0-1
Shutouts	0-1
Doubleheaders	
Scoring 0-2 Runs	1-7
3-5 Runs	1-8
6-9 Runs	3-2
10+ Runs	5-1

Opponent 0-2 Runs	2-0
3-5 Runs	3-4
6-9 Runs	5-11
10+ Runs	0-3

Scored in 1st Inning	3-6
Opponent scored in 1st	6-10
Scores first	4-6
Opponent scores first	6-12

HITTING

Omaha 0-5 hits	0-5
6-9 hits	1-10
10+ hits	9-3
Opponent 0-5 hits	1-0
6-9 hits	5-3
10+ hits	4-15

Hit 0 home runs	3-7
1 home run	2-7
2 home runs	1-3
3+ home runs	4-1

Opponent hit 0 home runs	4-3
1 home run	4-6
2 home runs	2-4
3+ home runs	0-5

Out-hit opponent	8-2
Out-hit by opponent	1-16
Hits are tied	1-0

Leave 0-5 runners on base	2-9
6-9 on base	5-8
10+ on base	3-1

Opponent leaves 0-5 runners on base	2-4
6-9 on base	4-9
10+ on base	4-5

Steals 0 bases	2-9
1 base	1-2
2 bases	2-4
3+ bases	5-3

Opponent steals 0 bases	3-7
1 base	4-8
2 bases	2-1
3+ bases	1-2

FIELDING

Made 0 errors	6-6
1 error	1-8
2 errors	1-3
3+ errors	2-1

Opponent made 0 errors	4-9
1 error	1-6
2 errors	3-2
3+ errors	2-1

LONGEST WIN STREAK	
LONGEST LOSING STREAK	
LONGEST HOME WINNING STREAK	
LONGEST HOME LOSING STREAK	
LONGEST ROAD WINNING STREAK	
LONGEST ROAD LOSING STREAK	
LARGEST MARGIN OF VICTORY	
LARGEST MARGIN OF DEFEAT	
LONGEST GAME, INNINGS	
LONGEST GAME, TIME	
LONGEST 9-INNING GAME, TIME	
SHORTEST 9-INNING GAME, TIME	
SHORTEST GAME, TIME	
LARGEST COMEBACK WIN	
LARGEST MARGIN OF LEAD SURRENDERED (LOSS)	
MOST ERRORS, TEAM	
MOST ERRORS, PLAYER	
LARGEST CROWD, HOME	
LARGEST CROWD, ROAD	
WARMEST FIRST PITCH	
COLDEST FIRST PITCH	

MOST RUNS SCORED, GAME	
MOST RUNS SCORED, INNING	
MOST CONSECUTIVE INNINGS SCORED	
FEWEST HITS, GAME	
MOST HITS, GAME	
MOST DOUBLES, GAME	
MOST TRIPLES, GAME	
MOST HOME RUNS, GAME	
MOST EXTRA-BASE HITS, GAME	
MOST RBI, GAME	
MOST RUNNERS LOB, GAME	
MOST TOTAL BASES, GAME	
MOST WALKS, GAME	
MOST STRIKEOUTS, GAME	
FEWEST STRIKEOUTS, GAME	
MOST STOLEN BASES, GAME	
MOST HIT BY PITCHES	

MOST RUNS, GAME	3 (6x)	Last: Samad Taylor, 5/4 vs. Louisville (12-10 Loss)
MOST HITS, GAME	4, Freddy Fermin	4/11 @ Iowa (9-6 Loss)
MOST DOUBLES, GAME	2 (3x)	Last: Tyler Gentry, 5/3 vs. Louisville (7-4 Loss)
MOST TRIPLES, GAME	1 (4x)	Last: Tyler Gentry, 5/2 vs. Louisville (10-4 Loss)
MOST HOME RUNS, GAME	2 (2x)	Last: Freddy Fermin, 4/8 vs. Toledo (13-8 Win)
MOST RBI, GAME	6, Freddy Fermin	4/8 vs. Toledo (13-8 Win)
MOST WALKS, GAME	3 (4x)	Last: Freddy Fermin, 4/30 @ Nashville (10-6 Win)
MOST STRIKEOUTS, GAME	3 (13x)	Last: Logan Porter, 4/28 @ Nashville (4-3 Loss)
MOST STOLEN BASES, GAME	4, Samad Taylor	5/4 vs. Louisville (12-10 Loss)
MOST HIT BY PITCHES	1 (13x)	Last: Tucker Bradley, 5/4 vs. Louisville (12-10 Loss)

INDIVIDUAL OFFENSIVE HIGHS

MOST RUNS ALLOWED, GAME	14	4/13 @ Iowa (14-1 Loss)
MOST RUNS ALLOWED, INNING	6 (2x)	Last: 2nd Inning, 4/13 @ Iowa (14-1 Loss)
FEWEST HITS ALLOWED, GAME	5	4/1 @ Indianapolis (12-1 Win)
MOST HITS ALLOWED, GAME	15	4/13 @ Iowa (14-1 Loss)
FEWEST STRIKEOUTS, GAME	3	4/18 vs. Gwinnett (4-1 Loss)
MOST STRIKEOUTS, GAME	14	4/14 @ Iowa (11-8 Win)
FEWEST WALKS ALLOWED, GAME	1	4/19 vs. Gwinnett (6-2 Loss)
MOST WALKS ALLOWED, GAME	8	4/6 vs. Toledo (8-5 Loss)
MOST HOME RUNS ALLOWED, GAME	6	5/4 vs. Louisville (12-10 Loss)

PITCHING HIGHS

MOST RUNS ALLOWED, GAME	11, Jonathan Heasley	4/13 @ Iowa (14-1 Loss)
MOST EARNED RUNS ALLOWED, GAME	11, Jonathan Heasley	4/13 @ Iowa (14-1 Loss)
FEWEST HITS ALLOWED, GAME (STARTER)	1 (3x)	Last: Drew Parrish (6.0 IP), 4/28 @ Nashville (4-3 Loss)
MOST HITS ALLOWED, GAME	10, Drew Parrish	5/4 vs. Louisville (12-10 Loss)
MOST HOME RUNS ALLOWED, GAME	5, Drew Parrish	5/4 vs. Louisville (12-10 Loss)
MOST STRIKEOUTS	7, Jonathan Heasley	4/19 vs. Gwinnett (6-2 Loss)
MOST CONSECUTIVE STRIKEOUTS	3 (5x)	Last: Austin Cox, 4/21 vs. Gwinnett (7-3 Loss)
MOST WALKS ALLOWED, GAME	4 (4x)	Last: Drew Parrish, 4/22 vs. Gwinnett (5-2 Loss)
MOST HIT BATTERS, GAME	2, Andrés Núñez	4/22 vs. Gwinnett (5-2 Loss)
MOST INNINGS PITCHED, STARTER	7.0, Jonathan Heasley	4/19 vs. Gwinnett (6-2 Loss)
MOST PITCHES THROWN, STARTER	104, Jonathan Heasley	4/25 @ Nashville (8-3 Loss)
MOST INNINGS PITCHED, RELIEVER	3.2, Marcelo Martinez	4/29 @ Nashville (6-5 Loss, 10 innings)
MOST PITCHES THROWN, RELIEVER	65, Austin Cox	4/6 vs. Toledo (8-5 Loss)

^ Indicates All-Time Storm Chasers Record Tied

* Indicates All-Time Storm Chasers Record Set

STATCAST LEADERS

LONGEST MEASURED HOMER DISTANCE (TOP 5)			HIGHEST BATTED BALL EXIT VELOCITY (TOP 5)			HIGHEST PITCH VELOCITY (TOP 5)			HIGHEST PITCH SPIN RATE (TOP 5)		
Player	Distance (Pitcher)	Date	Player	Exit Velo (Batted Ball Type)	Date	Player	Pitch Velo (Pitch Result)	Date	Player	Spin Rate (Pitch Type)	Date
Freddy Fermin	428 (2-Run off Ashton Goudeau)	4/8 vs. TOL	CJ Alexander	115.3 (Double vs. Reese Olson)	4/7 vs. TOL	Jackson Kowar	99.3 (Justin Dean, Ball)	4/18 vs. GWN	Josh Dye	3,329 (81.2MPH Changeup vs. Joe Hudson)	4/21 vs. GWN
Nick Loftin	420 (Solo off Anthony Kay)	4/12 @ IOW	Brewer Hicklen	110.4 (Double vs. Robert Gasser)	4/30 @ NAS	Josh Staumont	99.1 (Jermaine Palacios, Strikeout)	4/9 vs. TOL	Mike Mayers	3,238 (82.1MPH Slider vs. Volmer Sánchez)	4/23 vs. GWN
Logan Porter	417 (Solo off Caleb Smith)	4/1 @ IND	Dairon Blanco	109.6 (Double Play vs. Kervin Castro)	4/7 vs. TOL	Jackson Kowar	99.0 (Justin Dean, Walk)	4/18 vs. GWN	Jonathan Heasley	3,090 (93.8MPH 45-Fastball vs. Abraham Toro)	4/30 @ NAS
Tyler Gentry	417 (3-Run off Tyler Holton)	4/5 vs. TOL	Franmil Reyes	108.6 (Double vs. Alan Busenitz)	5/4 vs. LOU	Josh Staumont	98.9 (Jermaine Palacios, Foul Ball)	4/9 vs. TOL	Josh Staumont	3,058 (81.0MPH Curveball vs. Miguel Andujar)	3/31 @ IND
Dairon Blanco	411 (Solo off Mike Burrows)	4/2 @ IND	CJ Alexander	108.5 (Groundout vs. Ryan Nutof)	5/3 vs. LOU	Josh Staumont	98.8 (Michael Papierski, Ball)	4/9 vs. TOL	Drew Parrish	3,000 (86.7MPH Sinkers vs. Nick Solak)	4/22 vs. GWN

															STORM CHASERS				OPPONENT			
GM #	MARCH	OPPONENT	SCORE	RECORD	STANDINGS	WIN	LOSS	SAVE	TEMP.	1ST PITCH	TIME	ATT.	HOME ATT.	R	H	E	LO	R	H	E	LO	
1	3/31	@ Indianapolis	W, 8-6	1-0	1st +0.5	C. Snider (1-0)	Y. De Los Santos (0-1)	J. Staumont (1)	66°	7:05 PM	2:54	8,095		8	12	0	14	6	11	2	7	
															STORM CHASERS				OPPONENT			
GM #	APRIL	OPPONENT	SCORE	RECORD	STANDINGS	WIN	LOSS	SAVE	TEMP.	1ST PITCH	TIME	ATT.	HOME ATT.	R	H	E	LO	R	H	E	LO	
2	4/1	@ Indianapolis	W, 12-1	2-0	1st +1.0	D. Parrish (1-0)	C. Smith (0-1)	-	42°	1:37 PM	2:26	4,012		12	16	0	11	1	5	2	3	
3	4/2	@ Indianapolis	W, 8-3	3-0	1st +1.0	J. Kowar (1-0)	D. Zamora (0-1)	-	49°	1:36 PM	2:53	4,240		8	12	0	9	3	11	2	10	
4	4/4	TOLEDO	L, 9-2	3-1	2nd -0.5	B. White (1-0)	M. Castillo (0-1)	-	55°	6:42 PM	2:27	3,200	3,200	2	6	0	6	9	12	0	5	
5	4/5	TOLEDO	L, 7-6	3-2	2nd -1.0	T. Holton (1-0)	R. Weiss (0-1)	M. Díaz (2)	35°	12:07 PM	2:40	1,405	4,605	6	8	2	6	7	12	1	9	
6	4/6	TOLEDO	L, 8-5	3-3	3rd -2.0	J. Fry (1-0)	J. Kowar (1-1)	M. Del Pozo (1)	45°	12:06 PM	2:48	1,607	6,212	5	7	1	4	8	10	2	9	
7	4/7	TOLEDO	W, 9-4	4-3	2nd -1.0	J. Heasley (1-0)	R. Olson (0-2)	-	70°	6:35 PM	2:35	1,968	8,180	9	12	0	6	4	9	0	11	
8	4/8	TOLEDO	W, 13-8	5-3	2nd -0.5	M. Martinez (1-0)	M. Lorenzen (0-1)	-	71°	2:05 PM	2:49	2,070	10,250	13	12	3	4	8	13	0	12	
9	4/9	TOLEDO	L, 8-2	5-4	2nd -1.5	T. Holton (2-0)	M. Castillo (0-2)	-	73°	2:11 PM	2:57	2,119	12,369	2	6	3	12	8	13	0	11	
10	4/11	@ Iowa	L, 9-6	5-5	5th -2.5	R. Elias (1-0)	M. Mayers (0-1)	M. Rodriguez (1)	79°	6:38 PM	2:34	3,557		6	10	0	6	9	7	1	6	
11	4/12	@ Iowa	W, 10-6	6-5	5th -1.5	J. Kowar (2-0)	R. Thompson (0-1)	-	77°	12:09 PM	2:26	4,085		10	12	0	5	6	8	0	4	
12	4/13	@ Iowa	L, 14-1	6-6	6th -2.5	N. Neidert (1-1)	J. Heasley (1-1)	-	81°	6:38 PM	2:18	3,647		1	6	1	4	14	15	0	8	
13	4/14	@ Iowa	W, 11-8	7-6	6th -2.0	C. Snider (2-0)	M. Rodriguez (1-1)	N. Wittgren (1)	79°	7:09 PM	3:16	6,257		11	11	2	10	8	11	3	10	
	4/15	@ Iowa	PPD/Rain (To be made up April 16)																			
14	4/16	@ Iowa	Cancelled/Snow																			
15	4/16	@ Iowa	Cancelled/Snow																			
14	4/18	GWINNETT	L, 4-1	7-7	5th -3.0	T. Tice (2-0)	J. Kowar (2-2)	Y. Ríos (1)	70°	6:39 PM	2:24	1,703	14,072	1	7	1	8	4	6	0	8	
15	4/19	GWINNETT	L, 6-2	7-8	5th -4.0	B. Burrows (1-0)	J. Heasley (1-2)	-	70°	12:05 PM	2:15	6,641	20,713	2	6	0	5	6	10	0	3	
16	4/20	GWINNETT	L, 9-3	7-9	6th -4.5	B. Moran (1-0)	M. Castillo (0-3)	-	56°	6:37 PM	2:47	2,026	22,739	3	3	1	10	9	10	1	5	
17	4/21	GWINNETT	L, 7-3	7-10	7th -6.0	A. Winans (1-2)	E. Sisk (0-1)	-	44°	6:36 PM	3:01	2,041	24,780	3	9	2	9	7	11	0	8	
18	4/22	GWINNETT	L, 5-2	7-11	6th -7.0	D. Dodd (1-0)	A. Núñez (0-1)	Y. Ríos (2)	42°	2:06 PM	2:27	3,025	27,805	2	4	1	2	5	10	0	10	
19	4/23	GWINNETT	W, 5-3	8-11	6th -6.0	M. Mayers (1-1)	N. Kingham (0-3)	N. Wittgren (2)	49°	2:06 PM	2:23	2,046	29,851	5	12	3	6	3	8	0	9	
20	4/25	@ Nashville	L, 8-3	8-12	6th -7.0	R. Gasser (1-0)	J. Heasley (1-3)	-	67°	6:39 PM	2:14	4,127		3	5	1	3	8	11	0	6	
21	4/26	@ Nashville	L, 5-0	8-13	7th -8.0	C. Boushley (1-1)	M. Castillo (0-4)	-	68°	6:37 PM	2:27	5,455		0	4	0	5	5	11	1	8	
22	4/27	@ Nashville	W, 2-1	9-13	7th -7.0	A. Cox (1-0)	J. Junk (2-1)	N. Wittgren (3)	61°	7:19 PM	2:28 (:44)	3,507		2	8	0	7	1	6	1	8	
23	4/28	@ Nashville	L, 4-3	9-14	7th -7.0	J. Bukauskas (1-0)	J. Dye (0-1)	-	69°	6:37 PM	2:26	6,707		3	5	1	3	4	7	1	4	
24	4/29	@ Nashville	L, 6-5 (10)	9-15	8th -8.0	L. Erceg (3-0)	E. Sisk (0-2)	-	70°	6:39 PM	2:58	9,833		5	8	0	6	6	13	1	15	
25	4/30	@ Nashville	W, 10-6	10-15	7th -7.0	A. Núñez (1-1)	J. Bukauskas (1-1)	-	61°	3:08 PM	3:00 (1:03)	9,469		10	11	1	9	6	9	3	9	
APRIL Hitting Results: .250/.337/.441 (200-for-799), 49 2B, 2 3B, 33 HR, 124 R, 99 BB, 38 SB // APRIL Pitching Results: 9-15, 5.65 ERA (133 ER in 212.0 IP), 3/7 SV, 238 H, 30 HR, 104 BB, 198 K, 1.61 WHIP, 284 AVG																						
															STORM CHASERS				OPPONENT			
GM #	MAY	OPPONENT	SCORE	RECORD	STANDINGS	WIN	LOSS	SAVE	TEMP.	1ST PITCH	TIME	ATT.	HOME ATT.	R	H	E	LO	R	H	E	LO	
26	5/2	LOUISVILLE	L, 10-4	10-16	8th -8.0	A. Abbott (1-0)	M. Castillo (0-5)	-	57°	12:06 PM	2:57	2,024	31,875	4	6	0	10	10	14	2	8	
27	5/3	LOUISVILLE	L, 7-4	10-17	10th -9.0	B. Lively (4-0)	M. Martinez (1-1)	-	60°	11:07 AM	2:20	3,364	35,239	4	10	1	5	7	11	0	7	
28	5/4	LOUISVILLE	L, 12-10	10-18	10th -9.0	R. Wynne (1-1)	D. Parrish (1-1)	-	77°	6:36 PM	2:45	3,333	38,572	10	11	1	9	12	13	4	4	
29	5/5	LOUISVILLE																				
30	5/6	LOUISVILLE																				
31	5/7	LOUISVILLE																				
32	5/9	@ Scranton/WB																				
33	5/10	@ Scranton/WB																				
34	5/11	@ Scranton/WB																				
35	5/12	@ Scranton/WB																				
36	5/13	@ Scranton/WB																				
37	5/14	@ Scranton/WB																				
38	5/16	TOLEDO																				
39	5/17	TOLEDO																				
40	5/18	TOLEDO																				
41	5/19	TOLEDO																				
42	5/20	TOLEDO																				
43	5/21	TOLEDO																				
44	5/23	@ St. Paul																				
45	5/24	@ St. Paul																				
46	5/25	@ St. Paul																				
47	5/26	@ St. Paul																				
48	5/27	@ St. Paul																				
49	5/28	@ St. Paul																				
50	5/30	MEMPHIS																				
51	5/31	MEMPHIS																				
MAY Hitting Results: // MAY Pitching Results:																						
															STORM CHASERS				OPPONENT			
GM #	JUNE	OPPONENT	SCORE	RECORD	STANDINGS	WIN	LOSS	SAVE	TEMP.	1ST PITCH	TIME	ATT.	HOME ATT.	R	H	E	LO	R	H	E	LO	
52	6/1	MEMPHIS																				
53	6/2	MEMPHIS																				
54	6/3	MEMPHIS																				
55	6/4	MEMPHIS																				
56	6/6	@ Indianapolis																				
57	6/7	@ Indianapolis																				
58	6/8	@ Indianapolis																				
59	6/9	@ Indianapolis																				
60	6/10	@ Indianapolis																				
61	6/11	@ Indianapolis																				
62	6/13	COLUMBUS																				
63	6/14	COLUMBUS																				
64	6/15	COLUMBUS																				
65	6/16	COLUMBUS																				
66	6/17	COLUMBUS																				
67	6/18	COLUMBUS																				
68	6/20	@ Rochester																				
69	6/21	@ Rochester																				
70	6/22	@ Rochester																				
71	6/23	@ Rochester																				
72	6/24	@ Rochester																				
73	6/25	@ Rochester																				
1ST HALF Hitting Results: // 1ST HALF Pitching Results:																						

[illegible]

LF

Tucker Bradley, 16 (6-10)
Dairon Blanco, 6 (3-3)
Nick Pratto, 3 (1-2)
Brewer Hicklen, 2 (0-2)
Tyler Gentry, 1 (0-1)

CF

Dairon Blanco, 13 (6-7)
Samad Taylor, 10 (2-8)
Nate Eaton, 4 (2-2)
Brewer Hicklen, 1 (0-1)

RF

Tyler Gentry, 22 (8-14)
CJ Alexander, 4 (1-3)
Dairon Blanco, 1 (1-0)
Nate Eaton, 1 (0-1)

SS

Maikel Garcia, 14 (8-6)
Angelo Castellano, 14 (2-12)

2B

Samad Taylor, 17 (7-10)
Nick Loftin, 7 (1-6)
Angelo Castellano, 4 (2-2)

SP

Jonathan Heasley, 6 (3-3)
Mike Mayers, 6 (2-4)
Drew Parrish, 5 (2-3)
Max Castillo, 5 (0-5)
Austin Cox, 4 (3-1)
Jackson Kowar, 1 (0-1)
Marcelo Martinez, 1 (0-1)

3B

Nick Loftin, 15 (7-8)
Maikel Garcia, 10 (2-8)
Angelo Castellano, 2 (1-1)
Nate Eaton, 1 (0-1)

1B

Nick Pratto, 15 (6-9)
CJ Alexander, 8 (2-6)
Logan Porter, 5 (2-3)

DH

CJ Alexander, 8 (5-3)
Tyler Gentry, 4 (2-2)
Logan Porter, 4 (1-3)
Brewer Hicklen, 3 (1-2)
Jakson Reetz, 3 (1-2)
Freddy Fermin, 2 (0-2)
Nick Loftin, 2 (0-2)
Dairon Blanco, 1 (0-1)
Franmil Reyes, 1 (0-1)

C

Freddy Fermin, 12 (6-6)
Logan Porter, 10 (2-8)
Jakson Reetz, 6 (2-4)

1	2	3	4	5	6	7	8	9
Samad Taylor, 27 (9-18) Dairon Blanco, 1 (1-0)	Maikel Garcia, 24 (10-14) Nate Eaton, 2 (0-2) CJ Alexander, 1 (0-1) Nick Loftin, 1 (0-1)	Tyler Gentry, 23 (7-16) Nick Pratto, 4 (3-1) Nate Eaton, 1 (0-1)	Nick Pratto, 14 (5-9) Logan Porter, 6 (1-5) Tyler Gentry, 4 (3-1) Freddy Fermin, 1 (1-0) CJ Alexander, 1 (0-1) Nick Loftin, 1 (0-1) Franmil Reyes, 1 (0-1)	Nick Loftin, 21 (7-14) CJ Alexander, 3 (3-0) Nate Eaton, 1 (0-1) Freddy Fermin, 1 (0-1) Logan Porter, 1 (0-1) Nick Pratto, 1 (0-1)	CJ Alexander, 11 (4-7) Logan Porter, 9 (2-7) Jakson Reetz, 3 (0-3) Freddy Fermin, 2 (2-0) Nate Eaton, 1 (1-0) Nick Loftin, 1 (1-0) Brewer Hicklen, 1 (0-1)	Freddy Fermin, 10 (3-7) Dairon Blanco, 6 (2-4) Jakson Reetz, 4 (2-2) Brewer Hicklen, 3 (0-3) CJ Alexander, 2 (1-1) Logan Porter, 2 (1-1) Nate Eaton, 1 (1-0)	Dairon Blanco, 13 (6-7) Tucker Bradley, 7 (2-5) Brewer Hicklen, 2 (1-1) Jakson Reetz, 2 (1-1) CJ Alexander, 2 (0-2) Angelo Castellano, 2 (0-2)	Angelo Castellano, 18 (5-13) Tucker Bradley, 8 (3-5) Dairon Blanco, 2 (2-0)

PLAYER	GS	POSITION										BATTING ORDER								
		C	1B	2B	3B	SS	LF	CF	RF	OF	DH	1ST	2ND	3RD	4TH	5TH	6TH	7TH	8TH	9TH
Tyler Gentry	27					1			22	23	4			23	4					
Samad Taylor	27			17				10		10		27								
Maikel Garcia	24				10	14							24							
Nick Loftin	24			7	15						2		1		1	21	1			
Dairon Blanco	21					6	13	1		20	1	1						6	12	2
CJ Alexander	20	8							4	4	8		1		1	3	11	2	2	
Angelo Castellano	20			4	2	14													2	18
Nick Pratto	18		15				3			3			4	13	1					
Logan Porter	19	10	5								4				7	1	9	2		
Tucker Bradley	16					16				16									8	8
Freddy Fermin	14	12									2				1	1	2	10		
Jakson Reetz	9	6									3						3	4	2	
Nate Eaton	6				1			4	1	5			2	1		1	1	1		
Brewer Hicklen	6					2		1		3	3						1	3	2	
Franmil Reyes	1										1				1					

OUTFIELD ASSISTS (7)		
DAIRON BLANCO (2)	LF	1
	CF	1
TUCKER BRADLEY (1)	LF	1
NATE EATON (1)	CF	1
TYLER GENTRY (1)	RF	1
BREWER HICKLEN (1)	LF	1
SAMAD TAYLOR (1)	CF	1

OF LINEUP COMBOS
28 Games
27 Unique Lineup Combinations Used

MOST USED LINEUP (2x)	
PLAYER	Pos.
1. Samad Taylor	2B
2. Maikel Garcia	SS
3. Nick Pratto	1B
4. Tyler Gentry	RF
5. Nick Loftin	3B
6. CJ Alexander	DH
7. Freddy Fermin	C
8. Dairon Blanco	CF
9. Tucker Bradley	LF

STORM CHASERS POSITION PRODUCTION																	
	AVG	AB	H	TB	2B	3B	HR	RBI	BB	SO	OBP	SLG	OPS	SAC	SF	HBP	GIDP
C	.297	101	30	56	8	0	6	17	12	28	.383	.554	.937	0	0	2	2
1B	.206	107	22	47	5	1	6	13	11	28	.279	.439	.718	0	3	1	3
2B	.255	110	28	41	5	1	2	16	12	21	.328	.373	.701	0	2	1	2
3B	.281	114	32	56	6	0	6	21	10	15	.336	.491	.827	0	1	0	7
SS	.243	103	25	38	7	0	2	21	14	30	.328	.369	.697	0	2	0	0
LF	.198	91	18	29	3	1	2	10	18	27	.348	.319	.667	0	0	3	4
CF	.298	104	31	44	7	0	2	8	14	25	.393	.423	.816	1	1	3	5
RF	.215	107	23	40	6	1	3	15	17	28	.326	.374	.700	0	3	2	3
DH	.276	105	29	54	10	0	5	19	13	34	.361	.514	.875	0	0	1	2

STORM CHASERS BATTING ORDER PRODUCTION																	
	AVG	AB	H	TB	2B	3B	HR	RBI	BB	SO	OBP	SLG	OPS	SAC	SF	HBP	GIDP
1st	.325	114	37	52	7	1	2	19	15	21	.398	.456	.854	0	3	1	2
2nd	.221	113	25	35	7	0	1	18	17	27	.321	.310	.631	0	1	0	3
3rd	.229	105	24	42	5	2	3	17	20	28	.359	.400	.759	0	3	3	3
4th	.218	110	24	47	5	0	6	14	13	30	.294	.427	.721	0	3	0	5
5th	.289	114	33	64	7	0	8	21	5	25	.328	.561	.889	0	1	2	7
6th	.284	109	31	64	9	0	8	16	7	30	.328	.587	.915	0	0	0	2
7th	.214	98	21	34	7	0	2	15	12	25	.313	.347	.660	1	0	2	2
8th	.233	86	20	30	7	0	1	4	21	27	.411	.349	.760	0	0	5	2
9th	.247	97	24	39	4	1	3	18	11	25	.321	.402	.723	0	1	0	2

DATE	OPPONENT	RESULT	SP	C	1B	2B	3B	SS	LF	CF	RF	DH
3/31	@ Indianapolis	W, 8-6	Mike Mayers	Freddy Fermin	Nick Pratto	Samad Taylor	Nick Loftin	Maikel Garcia	Tucker Bradley	Dairon Blanco	Tyler Gentry	CJ Alexander
4/1	@ Indianapolis	W, 12-1	Austin Cox	Logan Porter	Nick Pratto	Angelo Castellano	Nick Loftin	Maikel Garcia	Dairon Blanco	Samad Taylor	Tyler Gentry	Jakson Reetz
4/2	@ Indianapolis	W, 8-3	Jonathan Heasley	Freddy Fermin	Nick Pratto	Samad Taylor	Nick Loftin	Maikel Garcia	Tucker Bradley	Dairon Blanco	Tyler Gentry	CJ Alexander
4/4	TOLEDO	L, 9-2	Max Castillo	Freddy Fermin	Nick Pratto	Samad Taylor	Nick Loftin	Maikel Garcia	Tucker Bradley	Dairon Blanco	Tyler Gentry	CJ Alexander
4/5	TOLEDO	L, 7-6	Mike Mayers	Jakson Reetz	Logan Porter	Angelo Castellano	Nick Loftin	Maikel Garcia	Dairon Blanco	Samad Taylor	Tyler Gentry	Freddy Fermin
4/6	TOLEDO	L, 8-5	Jackson Kowar	Freddy Fermin	CJ Alexander	Samad Taylor	Nick Loftin	Maikel Garcia	Tucker Bradley	Dairon Blanco	Tyler Gentry	Logan Porter
4/7	TOLEDO	W, 9-4	Jonathan Heasley	Freddy Fermin	Logan Porter	Samad Taylor	Angelo Castellano	Maikel Garcia	Tucker Bradley	Dairon Blanco	CJ Alexander	Tyler Gentry
4/8	TOLEDO	W, 13-8	Drew Parrish	Freddy Fermin	Nick Pratto	Samad Taylor	Maikel Garcia	Angelo Castellano	Tucker Bradley	Dairon Blanco	Tyler Gentry	CJ Alexander
4/9	TOLEDO	L, 8-2	Max Castillo	Logan Porter	Nick Pratto	Samad Taylor	Angelo Castellano	Maikel Garcia	Tyler Gentry	Dairon Blanco	CJ Alexander	Jakson Reetz
4/11	@ Iowa	L, 8-6	Mike Mayers	Freddy Fermin	Nick Pratto	Samad Taylor	Nick Loftin	Maikel Garcia	Tucker Bradley	Dairon Blanco	Tyler Gentry	Logan Porter
4/12	@ Iowa	W, 10-6	Austin Cox	Logan Porter	Nick Pratto	Samad Taylor	Nick Loftin	Maikel Garcia	Tucker Bradley	Dairon Blanco	Tyler Gentry	CJ Alexander
4/13	@ Iowa	L, 14-1	Jonathan Heasley	Freddy Fermin	Nick Pratto	Angelo Castellano	Nick Loftin	Maikel Garcia	Tucker Bradley	Samad Taylor	CJ Alexander	Tyler Gentry
4/14	@ Iowa	W, 11-8	Drew Parrish	Freddy Fermin	CJ Alexander	Angelo Castellano	Nick Loftin	Maikel Garcia	Dairon Blanco	Samad Taylor	Tyler Gentry	Logan Porter
4/15	@ Iowa	cancelled/snow										
4/16 G1	@ Iowa	cancelled/snow										
4/16 G2	@ Iowa	cancelled/snow										
4/18	OWINGETT	L, 4-1	Mike Mayers	Freddy Fermin	Logan Porter	Nick Loftin	Maikel Garcia	Angelo Castellano	Nick Pratto	Samad Taylor	CJ Alexander	Tyler Gentry
4/19	OWINGETT	L, 6-2	Jonathan Heasley	Logan Porter	Nick Pratto	Samad Taylor	Nick Loftin	Angelo Castellano	Tucker Bradley	Dairon Blanco	Tyler Gentry	Jakson Reetz
4/20	OWINGETT	L, 9-3	Max Castillo	Freddy Fermin	Nick Pratto	Samad Taylor	Maikel Garcia	Angelo Castellano	Dairon Blanco	Samad Taylor	Tyler Gentry	Logan Porter
4/21	OWINGETT	L, 7-3	Austin Cox	Jakson Reetz	Nick Pratto	Nick Loftin	Maikel Garcia	Angelo Castellano	Tucker Bradley	Samad Taylor	Tyler Gentry	CJ Alexander
4/22	OWINGETT	L, 5-2	Drew Parrish	Logan Porter	CJ Alexander	Samad Taylor	Maikel Garcia	Angelo Castellano	Nick Pratto	Dairon Blanco	Tyler Gentry	Nick Loftin
4/23	OWINGETT	W, 5-3	Mike Mayers	Jakson Reetz	Nick Pratto	Samad Taylor	Maikel Garcia	Angelo Castellano	Tucker Bradley	Dairon Blanco	Tyler Gentry	CJ Alexander
4/25	@ Nashville	L, 8-3	Jonathan Heasley	Logan Porter	Nick Pratto	Nick Loftin	Maikel Garcia	Angelo Castellano	Tucker Bradley	Samad Taylor	Tyler Gentry	Dairon Blanco
4/26	@ Nashville	L, 5-0	Max Castillo	Logan Porter	Nick Pratto	Nick Loftin	Maikel Garcia	Angelo Castellano	Brewer Hicklen	Samad Taylor	Tyler Gentry	CJ Alexander
4/27	@ Nashville	L, 7-2	Austin Cox	Jakson Reetz	CJ Alexander	Samad Taylor	Nick Loftin	Maikel Garcia	Nick Pratto	Nate Eaton	Tyler Gentry	Tyler Gentry
4/28	@ Nashville	L, 4-3	Drew Parrish	Logan Porter	CJ Alexander	Samad Taylor	Maikel Garcia	Angelo Castellano	Dairon Blanco	Nate Eaton	Tyler Gentry	Brewer Hicklen
4/29	@ Nashville	L, 6-5 (10)	Mike Mayers	Jakson Reetz	CJ Alexander	Nick Loftin	Maikel Garcia	Angelo Castellano	Tucker Bradley	Samad Taylor	Nate Eaton	Freddy Fermin
4/30	@ Nashville	W, 10-6	Jonathan Heasley	Freddy Fermin	Logan Porter	Samad Taylor	Nick Loftin	Maikel Garcia	Tucker Bradley	Nate Eaton	Tyler Gentry	Brewer Hicklen
5/1	LOUISVILLE	L, 10-4	Max Castillo	Jakson Reetz	Logan Porter	Samad Taylor	Nate Eaton	Angelo Castellano	Brewer Hicklen	Dairon Blanco	Tyler Gentry	Nick Loftin
5/2	LOUISVILLE	L, 7-4	Marcelo Martinez	Logan Porter	CJ Alexander	Samad Taylor	Nick Loftin	Angelo Castellano	Tucker Bradley	Nate Eaton	Tyler Gentry	Brewer Hicklen
5/3	LOUISVILLE	L, 12-10	Drew Parrish	Logan Porter	CJ Alexander	Samad Taylor	Nick Loftin	Angelo Castellano	Tucker Bradley	Brewer Hicklen	Tyler Gentry	Franklin Reyes
5/4	LOUISVILLE											
5/5	LOUISVILLE											
5/7	LOUISVILLE											
5/9	@ Scranton/WB											
5/10	@ Scranton/WB											
5/11	@ Scranton/WB											
5/12	@ Scranton/WB											
5/13	@ Scranton/WB											
5/14	@ Scranton/WB											
5/16	TOLEDO											
5/17	TOLEDO											
5/18	TOLEDO											
5/19	TOLEDO											
5/20	TOLEDO											
5/21	TOLEDO											
5/23	@ ST. PAUL											
5/24	@ ST. PAUL											
5/25	@ ST. PAUL											
5/26	@ ST. PAUL											
5/27	@ ST. PAUL											
5/28	@ ST. PAUL											
5/30	MEMPHIS											
5/31	MEMPHIS											
6/1	MEMPHIS											
6/2	MEMPHIS											
6/3	MEMPHIS											
6/4	MEMPHIS											
6/6	@ Indianapolis											
6/7	@ Indianapolis											
6/8	@ Indianapolis											
6/9	@ Indianapolis											
6/10	@ Indianapolis											
6/11	@ Indianapolis											
6/13	COLUMBUS											
6/14	COLUMBUS											
6/15	COLUMBUS											
6/16	COLUMBUS											
6/17	COLUMBUS											
6/18	COLUMBUS											
6/20	@ Rochester											
6/21	@ Rochester											
6/22	@ Rochester											
6/23	@ Rochester											
6/24	@ Rochester											
6/25	@ Rochester											
6/28	IOWA											
6/29	IOWA											
6/30	IOWA											
7/1	IOWA											
7/2	IOWA											
7/3	IOWA											
7/4	@ Gwinnett											
7/5	@ Gwinnett											
7/6	@ Gwinnett											
7/7	@ Gwinnett											
7/8	@ Gwinnett											
7/9	@ Gwinnett											
7/14	INDIANAPOLIS											
7/15	INDIANAPOLIS											
7/16	INDIANAPOLIS											
7/18	ST. PAUL											
7/19	ST. PAUL											
7/20	ST. PAUL											
7/21	ST. PAUL											
7/22	ST. PAUL											
7/23	ST. PAUL											
7/25	@ Columbus											
7/26	@ Columbus											
7/27	@ Columbus											
7/28	@ Columbus											
7/29	@ Columbus											
7/30	@ Columbus											
8/1	@ Louisville											
8/2	@ Louisville											
8/3	@ Louisville											
8/4	@ Louisville											
8/5	@ Louisville											
8/6	@ Louisville											
8/8	IOWA											
8/8	IOWA											
8/9	IOWA											
8/10	IOWA											
8/11	IOWA											
8/12	IOWA											
8/13	IOWA											
8/15	@ Toledo											
8/16	@ Toledo											
8/17	@ Toledo											
8/18	@ Toledo											
8/19	@ Toledo											
8/20	@ Toledo											
8/22	ST. PAUL											
8/23	ST. PAUL											
8/24	ST. PAUL											
8/25	ST. PAUL											
8/26	ST. PAUL											
8/27	ST. PAUL											
8/29	LOUISVILLE											
8/30	LOUISVILLE											
8/31	LOUISVILLE											
9/1	LOUISVILLE											
9/2	LOUISVILLE											
9/3	LOUISVILLE											
9/5	@ Iowa											
9/6	@ Iowa											
9/7	@ Iowa											
9/8	@ Iowa											
9/9	@ Iowa											
9/10	@ Iowa											
9/12	INDIANAPOLIS											
9/13	INDIANAPOLIS											
9/14	INDIANAPOLIS											
9/15	INDIANAPOLIS											
9/16	INDIANAPOLIS											
9/17	INDIANAPOLIS											
9/19	@ Columbus											
9/20	@ Columbus											
9/21	@ Columbus											
9/22	@ Columbus											
9/23	@ Columbus											
9/24	@ Columbus											

DATE	OPPONENT	RESULT	IP	H	R	ER	BB	SO	2B	3B	HR	TB	AVG	WHIP	WP	BK	HB	GDP	IBB	TBF	SV	SVO	ERA (SEASON)
3/31	@ Indianapolis	W, 8-6	9.0	11	6	6	2	7	4	0	1	18	(.297)	(1.44)	0	1	1	1	0	40	1	1	6.00
4/1	@ Indianapolis	W, 12-1	9.0	5	1	1	2	8	1	0	0	6	(.185)	(0.78)	0	0	2	5	0	31	0	0	3.50
4/2	@ Indianapolis	W, 8-3	9.0	11	3	3	5	10	1	1	1	17	(.314)	(1.78)	0	0	0	3	0	40	0	0	3.33
4/4	TOLEDO	L, 9-2	9.0	12	9	9	4	8	6	0	3	27	(.324)	(1.78)	0	0	0	1	0	41	0	0	4.75
4/5	TOLEDO	L, 7-6	9.0	12	7	6	5	10	3	0	1	18	(.316)	(1.89)	1	0	0	2	0	43	0	1	5.00
4/6	TOLEDO	L, 8-5	9.0	10	8	8	8	12	3	0	3	22	(.286)	(2.00)	0	0	0	1	0	44	0	0	5.50
4/7	TOLEDO	W, 9-4	9.0	9	4	4	5	8	0	2	1	16	(.250)	(1.56)	1	0	1	0	0	42	0	0	5.29
4/8	TOLEDO	W, 13-8	9.0	13	8	7	4	8	2	0	0	15	(.317)	(1.89)	0	1	2	1	0	47	0	0	5.50
4/9	TOLEDO	L, 8-2	9.0	13	8	6	4	10	2	0	3	24	(.317)	(1.89)	0	0	1	1	0	46	0	0	5.56
4/11	@ Iowa	L, 9-6	8.0	7	9	9	7	10	3	0	2	16	(.226)	(1.75)	0	0	1	0	0	39	0	0	5.97
4/12	@ Iowa	W, 10-6	9.0	8	6	6	2	10	2	1	2	18	(.235)	(1.11)	0	0	1	1	0	37	0	0	5.97
4/13	@ Iowa	L, 14-1	8.0	15	14	12	4	8	7	0	2	28	(.375)	(2.38)	0	0	2	0	0	46	0	0	6.54
4/14	@ Iowa	W, 11-8	9.0	11	8	7	4	14	2	0	2	19	(.297)	(1.67)	1	0	2	0	1	45	1	1	6.57
4/15	@ Iowa	PPD/Rain																					
4/16 G1	@ Iowa	Cancelled/Snow																					
4/16 G2	@ Iowa	Cancelled/Snow																					
4/18	GWINNETT	L, 4-1	9.0	6	4	4	6	3	0	1	0	8	(.207)	(1.33)	2	0	0	0	0	39	0	0	6.39
4/19	GWINNETT	L, 6-2	9.0	10	6	6	1	9	3	0	2	19	(.286)	(1.22)	0	0	0	1	0	36	0	0	6.36
4/20	GWINNETT	L, 9-3	9.0	10	9	6	5	7	1	1	1	16	(.286)	(1.67)	2	0	0	1	0	41	0	0	6.34
4/21	GWINNETT	L, 7-3	9.0	11	7	4	4	8	4	0	1	18	(.297)	(1.67)	4	1	0	2	0	42	0	0	6.20
4/22	GWINNETT	L, 5-2	9.0	10	5	4	5	5	1	0	1	14	(.294)	(1.67)	0	0	2	1	0	42	0	0	6.08
4/23	GWINNETT	W, 5-3	9.0	8	3	3	3	7	2	0	0	10	(.229)	(1.22)	2	0	0	1	0	39	1	1	5.91
4/25	@ Nashville	L, 8-3	8.0	11	8	8	3	5	2	1	2	21	(.333)	(1.75)	0	0	0	0	0	38	0	0	6.05
4/26	@ Nashville	L, 5-0	8.0	11	5	5	3	5	3	0	1	17	(.333)	(1.75)	0	0	0	0	0	37	0	0	6.03
4/27	@ Nashville	W, 2-1	9.0	6	1	1	5	10	1	0	0	7	(.200)	(1.22)	0	0	1	1	0	36	1	1	5.80
4/28	@ Nashville	L, 4-3	8.2	7	4	3	4	7	1	0	0	8	(.233)	(1.27)	0	0	0	3	0	34	0	1	5.68
4/29	@ Nashville	L, 6-5 (10)	9.1	13	6	5	6	7	2	0	1	18	(.325)	(2.04)	0	0	1	0	0	48	0	1	5.65
4/30	@ Nashville	W, 10-6	9.0	9	6	6	5	9	1	0	1	13	(.257)	(1.56)	3	0	1	0	0	42	0	1	5.66
5/2	LOUISVILLE	L, 10-4	9.0	14	10	10	5	8	1	0	1	18	(.368)	(2.11)	3	0	0	0	0	45	0	0	5.83
5/3	LOUISVILLE	L, 7-4	9.0	11	7	6	4	10	0	0	3	20	(.306)	(1.67)	0	0	1	1	0	41	0	0	5.84
5/4	LOUISVILLE	L, 12-10	9.0	13	12	10	4	8	1	1	6	34	(.333)	(1.89)	0	0	0	1	0	43	0	0	5.99
5/5	LOUISVILLE																						
5/6	LOUISVILLE																						
5/7	LOUISVILLE																						
5/9	@ Scranton/WB																						
5/10	@ Scranton/WB																						
5/11	@ Scranton/WB																						
5/12	@ Scranton/WB																						
5/13	@ Scranton/WB																						
5/14	@ Scranton/WB																						
5/16	TOLEDO																						
5/17	TOLEDO																						
5/18	TOLEDO																						
5/19	TOLEDO																						
5/20	TOLEDO																						
5/21	TOLEDO																						
5/23	@ St. Paul																						
5/24	@ St. Paul																						
5/25	@ St. Paul																						
5/26	@ St. Paul																						
5/27	@ St. Paul																						
5/28	@ St. Paul																						
5/30	MEMPHIS																						
5/31	MEMPHIS																						
6/1	MEMPHIS																						
6/2	MEMPHIS																						
6/3	MEMPHIS																						
6/4	MEMPHIS																						
6/6	@ Indianapolis																						
6/7	@ Indianapolis																						
6/8	@ Indianapolis																						
6/9	@ Indianapolis																						
6/10	@ Indianapolis																						
6/11	@ Indianapolis																						
6/13	COLUMBUS																						
6/14	COLUMBUS																						
6/15	COLUMBUS																						
6/16	COLUMBUS																						
6/17	COLUMBUS																						
6/18	COLUMBUS																						
6/20	@ Rochester																						
6/21	@ Rochester																						
6/22	@ Rochester																						
6/23	@ Rochester																						
6/24	@ Rochester																						
6/25	@ Rochester																						

DATE	OPPONENT	RESULT	AB	R	H	TB	2B	3B	HR	XBH	RBI	BB	IBB	SO	SB	CS	HBP	SAC	SF	GIDP	LOB	AVG (SEASON)
3/31	@ Indianapolis	W, 8-6	40	8	12	16	2	1	0	3	8	9	0	12	5	0	0	0	0	0	14	.300
4/1	@ Indianapolis	W, 12-1	42	12	16	24	2	0	2	4	12	6	0	10	3	0	0	0	2	0	11	.341
4/2	@ Indianapolis	W, 8-3	39	8	12	22	1	0	3	4	8	4	0	5	2	0	1	0	0	0	9	.331
4/4	TOLEDO	L, 9-2	29	2	6	12	1	1	1	3	2	6	0	7	2	0	0	0	0	4	6	.307
4/5	TOLEDO	L, 7-6	34	6	8	18	1	0	3	4	6	4	0	10	1	1	1	0	0	1	6	.293
4/6	TOLEDO	L, 8-5	32	5	7	15	0	1	2	3	3	3	0	12	2	1	0	0	1	1	4	.282
4/7	TOLEDO	W, 9-4	34	9	12	18	3	0	1	4	8	4	0	11	0	0	0	0	1	1	6	.292
4/8	TOLEDO	W, 13-8	36	13	12	26	2	0	4	6	13	5	0	9	0	0	0	0	0	0	4	.297
4/9	TOLEDO	L, 8-2	33	2	6	11	2	0	1	3	2	6	0	12	0	0	2	0	0	0	12	.285
4/11	@ Iowa	L, 9-6	38	6	10	20	4	0	2	6	6	1	0	6	0	0	0	0	0	0	6	.283
4/12	@ Iowa	W, 10-6	38	10	12	29	5	0	4	9	10	3	0	9	1	1	1	0	0	0	5	.286
4/13	@ Iowa	L, 14-1	31	1	6	12	3	0	1	4	1	1	0	4	0	0	0	0	0	1	4	.279
4/14	@ Iowa	W, 11-8	38	11	11	14	3	0	0	3	10	7	0	7	5	1	2	0	1	0	10	.280
4/15	@ Iowa	PPD/Rain																				
4/16 G1	@ Iowa	Cancelled/Snow																				
4/16 G2	@ Iowa	Cancelled/Snow																				
4/18	GWINNETT	L, 4-1	31	1	7	10	3	0	0	3	1	3	0	10	0	1	1	0	1	1	8	.277
4/19	GWINNETT	L, 6-2	31	2	6	14	2	0	2	4	2	3	0	7	2	0	0	0	0	1	5	.272
4/20	GWINNETT	L, 9-3	27	3	3	4	1	0	0	1	3	11	0	10	2	0	0	0	2	1	10	.264
4/21	GWINNETT	L, 7-3	35	3	9	13	1	0	1	2	3	4	0	8	1	0	0	0	0	1	9	.264
4/22	GWINNETT	L, 5-2	27	2	4	8	1	0	1	2	2	4	0	8	0	1	0	0	0	3	2	.259
4/23	GWINNETT	W, 5-3	31	5	12	15	3	0	0	3	5	4	0	7	6	1	0	0	0	0	6	.265
4/25	@ Nashville	L, 8-3	29	3	5	6	1	0	0	1	3	3	0	12	0	0	1	0	0	2	3	.261
4/26	@ Nashville	L, 5-0	30	0	4	5	1	0	0	1	0	2	0	7	3	0	0	0	0	2	5	.255
4/27	@ Nashville	W, 2-1	33	2	8	13	2	0	1	3	2	2	0	11	2	0	1	0	0	1	7	.255
4/28	@ Nashville	L, 4-3	30	3	5	5	0	0	0	0	2	3	0	9	3	1	0	0	0	1	3	.251
4/29	@ Nashville	L, 6-5 (10)	37	5	8	15	4	0	1	5	4	3	0	6	0	0	0	0	0	2	6	.250
4/30	@ Nashville	W, 10-6	34	10	11	23	3	0	3	6	10	7	0	7	3	0	1	1	3	1	9	.253
5/2	LOUISVILLE	L, 10-4	33	4	6	9	1	1	0	2	4	7	0	10	0	1	1	0	0	1	10	.250
5/3	LOUISVILLE	L, 7-4	34	4	10	13	3	0	0	3	4	2	0	6	0	0	0	0	0	3	5	.252
5/4	LOUISVILLE	L, 12-10	40	10	11	17	3	0	1	4	8	4	0	6	6	0	1	0	1	0	9	.253
5/5	LOUISVILLE																					
5/6	LOUISVILLE																					
5/7	LOUISVILLE																					
5/9	@ Scranton/WB																					
5/10	@ Scranton/WB																					
5/11	@ Scranton/WB																					
5/12	@ Scranton/WB																					
5/13	@ Scranton/WB																					
5/14	@ Scranton/WB																					
5/16	TOLEDO																					
5/17	TOLEDO																					
5/18	TOLEDO																					
5/19	TOLEDO																					
5/20	TOLEDO																					
5/21	TOLEDO																					
5/23	@ St. Paul																					
5/24	@ St. Paul																					
5/25	@ St. Paul																					
5/26	@ St. Paul																					
5/27	@ St. Paul																					
5/28	@ St. Paul																					
5/30	MEMPHIS																					
5/31	MEMPHIS																					
6/1	MEMPHIS																					
6/2	MEMPHIS																					
6/3	MEMPHIS																					
6/4	MEMPHIS																					
6/6	@ Indianapolis																					
6/7	@ Indianapolis																					
6/8	@ Indianapolis																					
6/9	@ Indianapolis																					
6/10	@ Indianapolis																					
6/11	@ Indianapolis																					
6/13	COLUMBUS																					
6/14	COLUMBUS																					
6/15	COLUMBUS																					
6/16	COLUMBUS																					
6/17	COLUMBUS																					
6/18	COLUMBUS																					
6/20	@ Rochester																					
6/21	@ Rochester																					
6/22	@ Rochester																					
6/23	@ Rochester																					
6/24	@ Rochester																					
6/25	@ Rochester																					

HITTING

SERIES	OPPONENT	DATES	AVG	G	AB	R	H	TB	2B	3B	HR	RBI	BB	IBB	SO	SB	CS	OBP	SLG	OPS	PA	SAC	SF	HBP	GIDP
SERIES 1	@ Indianapolis	3/31 - 4/2	.331	3	121	28	40	62	5	1	5	28	19	0	27	10	0	.420	.512	.932	143	0	2	1	0
SERIES 2	TOLEDO	4/4 - 4/9	.258	6	198	37	51	100	9	2	12	34	28	0	61	5	2	.355	.505	.860	231	0	2	3	7
SERIES 3	@ Iowa	4/11 - 4/16	.269	4	145	28	39	75	15	0	7	27	12	0	26	6	2	.335	.517	.852	161	0	1	3	1
SERIES 4	GWINNETT	4/18 - 4/23	.225	6	182	16	41	64	11	0	4	16	29	0	50	11	3	.330	.352	.682	215	0	3	1	7
SERIES 5	@ Nashville	4/25 - 4/30	.212	6	193	23	41	67	11	0	5	21	20	0	52	11	1	.292	.347	.639	220	1	3	3	9
SERIES 6	LOUISVILLE	5/2 - 5/7																							
SERIES 7	@ Scranton/WB	5/9 - 5/14																							
SERIES 8	TOLEDO	5/16 - 5/21																							
SERIES 9	@ St. Paul	5/23 - 5/28																							
SERIES 10	MEMPHIS	5/30 - 6/4																							
SERIES 11	@ Indianapolis	6/6 - 6/11																							
SERIES 12	COLUMBUS	6/13 - 6/18																							
SERIES 13	@ Rochester	6/20 - 6/25																							
SERIES 14	IOWA	6/28 - 7/3																							
SERIES 15	@ Gwinnett	7/4 - 7/9																							
SERIES 16	INDIANAPOLIS	7/14 - 7/16																							
SERIES 17	ST. PAUL	7/18 - 7/23																							
SERIES 18	@ Columbus	7/25 - 7/30																							
SERIES 19	@ Louisville	8/1 - 8/6																							
SERIES 20	IOWA	8/8 - 8/13																							
SERIES 21	@ Toledo	8/15 - 8/20																							
SERIES 22	ST. PAUL	8/22 - 8/27																							
SERIES 23	LOUISVILLE	8/29 - 9/3																							
SERIES 24	@ Iowa	9/5 - 9/10																							
SERIES 25	INDIANAPOLIS	9/12 - 9/17																							
SERIES 26	@ Columbus	9/19 - 9/24																							

PITCHING

SERIES	OPPONENT	DATES	W	L	ERA	G	GS	CG	SHO	GF	HLD	SV	SVO	IP	H	R	ER	HR	HB	BB	IBB	SO	AVG	WP	BK	GIDP
SERIES 1	@ Indianapolis	3/31 - 4/2	3	0	3.33	3	3	0	0	3	0	1	1	27.0	27	10	10	2	3	9	0	25	.273	0	1	9
SERIES 2	TOLEDO	4/4 - 4/9	2	4	6.67	6	6	0	0	6	0	0	1	54.0	69	44	40	11	4	30	0	56	.303	2	1	6
SERIES 3	@ Iowa	4/11 - 4/16	2	2	9.00	4	4	0	0	4	2	1	1	34.0	41	37	34	8	6	17	1	42	.289	1	0	1
SERIES 4	GWINNETT	4/18 - 4/23	1	5	4.50	6	6	0	0	6	3	1	1	54.0	55	34	27	5	2	24	0	39	.268	10	1	6
SERIES 5	@ Nashville	4/25 - 4/30	2	4	4.85	6	6	0	0	6	6	1	4	52.0	57	30	28	5	3	26	0	43	.284	3	0	4
SERIES 6	LOUISVILLE	5/2 - 5/7																								
SERIES 7	@ Scranton/WB	5/9 - 5/14																								
SERIES 8	TOLEDO	5/16 - 5/21																								
SERIES 9	@ St. Paul	5/23 - 5/28																								
SERIES 10	MEMPHIS	5/30 - 6/4																								
SERIES 11	@ Indianapolis	6/6 - 6/11																								
SERIES 12	COLUMBUS	6/13 - 6/18																								
SERIES 13	@ Rochester	6/20 - 6/25																								
SERIES 14	IOWA	6/28 - 7/3																								
SERIES 15	@ Gwinnett	7/4 - 7/9																								
SERIES 16	INDIANAPOLIS	7/14 - 7/16																								
SERIES 17	ST. PAUL	7/18 - 7/23																								
SERIES 18	@ Columbus	7/25 - 7/30																								
SERIES 19	@ Louisville	8/1 - 8/6																								
SERIES 20	IOWA	8/8 - 8/13																								
SERIES 21	@ Toledo	8/15 - 8/20																								
SERIES 22	ST. PAUL	8/22 - 8/27																								
SERIES 23	LOUISVILLE	8/29 - 9/3																								
SERIES 24	@ Iowa	9/5 - 9/10																								
Series 25	INDIANAPOLIS	9/12 - 9/17																								
Series 26	@ Columbus	9/19 - 9/24																								

SERIES WINS: 1 (On Road)

SERIES LOSSES: 3 (2 at Home, 1 on Road)

SERIES SPLITS: 1 (On Road)

THE LAST TIME OMAHA...

THREW A PERFECT GAME	
THREW A 9-INNING NO-HITTER	6/20/1988 vs. Columbus (Luis Aquino, 2-0 win)
THREW A 7-INNING NO-HITTER	7/13/1990 @ Iowa [G1] (Gene Walter, 3-0 win)
THREW A COMBINED NO-HITTER	4/17/1997 vs. Oklahoma City (Jim Converse and Allen McDill, 2-0 win)
THREW A COMBINED 1-HITTER (9 Innings)	8/26/2019 vs. Nashville (5-0 Win) Pitchers: Arnaldo Hernandez (8.0 IP), Gabe Speier (1.0 IP)
THREW A COMBINED 1-HITTER (7 Innings)	
THREW A COMBINED 2-HITTER (9 Innings)	6/12/2022 vs. Lehigh Valley (10-0 Win) Pitchers: Zack Greinke (5.0 IP), Andrés Núñez (1.0 IP), Marcelo Martínez (2.0 IP) & Brad Peacock (1.0 IP)
THREW A COMBINED 2-HITTER (7 Innings)	
GOT NO-HIT (9 INNINGS)	June 7, 2017 vs. Nashville (4-0 Loss) Pitchers: Chris Smith, Sean Doolittle, Tucker Healy and Simon Castro, 6/29/2008 vs. Oklahoma [G1] (Dustin Nippert, 2-0 loss)
GOT NO-HIT (LESS THAN 9 INNINGS)	8/15/2021 vs. Iowa (10-0 Loss)
GOT 1-HIT	8/17/2022 @ Louisville (4-3 Loss)
GOT 2-HIT	
THREW A COMBINED 9-INNING SHUTOUT	8/12/2022 @ Toledo (5-0 Win) Pitchers: Drew Parrish (6.0 IP), Collin Snider (2.0 IP), Sam Freeman (1.0 IP)
THREW SHUTOUTS IN 3 STRAIGHT GAMES	8/7/2018 vs. Salt Lake and 8/9 and 8/10/2018 @ Round Rock (5-0, 9-0, 2-0)
THREW BACK-TO-BACK SHUTOUTS	8/9 and 8/10/2018 @ Round Rock (9-0 Win & 2-0 Win)
GOT SHUT OUT IN BACK-TO-BACK GAMES	4/26/2023 @ Nashville (5-0 Loss)
GOT SHUT OUT IN 3 STRAIGHT GAMES	7/23 and 7/24/2022 vs. Iowa (10-0 Loss, 7-0 Loss)
GOT SHUT OUT (LESS THAN 9 INNINGS)	N/A (Since 2005) 5/28, 2022 @ Louisville [G2] (3-0 Loss)
WON 10 GAMES IN A ROW	June 5 to June 16, 2012
WON 9 GAMES IN A ROW	May 22 to June 1, 2021
WON 8 GAMES IN A ROW	May 23 to May 30, 2010
WON 7 GAMES IN A ROW	July 21 to July 26, 2015
WON 6 GAMES IN A ROW	August 25 to August 31, 2021
LOST 10 GAMES IN A ROW	August 6 to August 16, 2006
LOST 8 GAMES IN A ROW	June 6 to June 14, 2016
LOST 7 GAMES IN A ROW	April 20 to April 28, 2019
LOST 6 GAMES IN A ROW	May 4 to May 9, 2018
STRUCK OUT 19+ OPPOSING HITTERS	5/6/2021 vs. St. Paul (19)
STRUCK OUT 17+ OPPOSING HITTERS	5/6/2021 vs. St. Paul (19)
STRUCK OUT 15+ OPPOSING HITTERS	9/22/2022 vs. Iowa (15)
STRUCK OUT 10+ OPPOSING HITTERS	5/3/2023 vs. Louisville (10)
SCORED 20+ RUNS IN ONE GAME	7/4/2022 vs. Toledo (20)
SCORED 15+ RUNS IN ONE GAME	7/4/2022 vs. Toledo (20)
SCORED 10+ RUNS IN ONE GAME	5/4/2023 vs. Louisville (10)
ALLOWED 20+ RUNS IN ONE GAME	9/11/2021 @ St. Paul (21)
ALLOWED 15+ RUNS IN ONE GAME	9/11/2022 vs. Indianapolis (19)
ALLOWED 10+ RUNS IN ONE GAME	5/4/2023 vs. Louisville (12)
HAD 27+ HITS IN ONE GAME	7/4/2022 vs. Toledo (27)
HAD 25+ HITS IN ONE GAME	7/4/2022 vs. Toledo (27)
HAD 20+ HITS IN ONE GAME	7/4/2022 vs. Toledo (27)
HAD 15+ HITS IN ONE GAME	4/1/2023 vs. Indianapolis (16)
HAD 10+ HITS IN ONE GAME	5/4/2023 vs. Louisville (11)
ALLOWED 22+ HITS IN ONE GAME	8/2/2019 @ Reno (23)
ALLOWED 20+ HITS IN ONE GAME	8/2/2019 @ Reno (23)
ALLOWED 15+ HITS IN ONE GAME	4/13/2023 @ Iowa (15)
ALLOWED 10+ HITS IN ONE GAME	5/4/2023 vs. Louisville (13)
WALKED 14+ TIMES IN ONE GAME	4/14/2022 vs. Louisville (14)
WALKED 10+ TIMES IN ONE GAME	7 Runs, 8th Inning - 4/2/2023 @ Indianapolis (8-3 win)
WALKED 8+ TIMES IN ONE GAME	4/20/2023 vs. Gwinnett (11)
ALLOWED 13+ WALKS IN ONE GAME	5/8/2007 vs. Sacramento (13)
ALLOWED 10+ WALKS IN ONE GAME	9/21/2022 vs. Iowa (11)
ALLOWED 8+ WALKS IN ONE GAME	4/6/2023 vs. Toledo (8)
HIT 9+ HOME RUNS IN A GAME	7/3/2022 vs. Toledo (9)
HIT 7+ HOME RUNS IN A GAME	7/3/2022 vs. Toledo (9)
HIT 5+ HOME RUNS IN A GAME	7/3/2022 vs. Toledo (9)
HIT 3+ HOME RUNS IN A GAME	4/30/2023 @ Nashville (3)
ALLOWED 7+ HOME RUNS IN A GAME	9/5/2021 vs. Toledo (6)
ALLOWED 5+ HOME RUNS IN A GAME	5/4/2023 vs. Louisville (6)
ALLOWED 3+ HOME RUNS IN A GAME	5/4/2023 vs. Louisville (6)
HAD 2 PLAYERS HIT 2 HOME RUNS IN A GAME	Nate Eaton & Roman Quinn, 7/4/2022 vs. Toledo (20-6 win)
HIT BACK-TO-BACK HOME RUNS	4/5/2023 vs. Toledo, 6th Inning (7-6 loss) Tyler Gentry (3-run) & Logan Porter (solo)
HIT 3 STRAIGHT HOME RUNS	5/21/2021 @ Iowa, 9th Inning (9-8 loss) Anderson Miller (2-run), Sebastian Rivero (solo), Gabriel Cancel (solo)
SCORED 10+ RUNS IN AN INNING	12 Runs, 2nd Inning - 4/8/2019 @ Memphis (14-3 win)
SCORED 7+ RUNS IN AN INNING	7 Runs, 8th Inning - 4/2/2023 @ Indianapolis (8-3 win)
SCORED 5+ RUNS IN AN INNING	6 Runs, 3rd Inning - 4/8/2023 vs. Toledo (13-9 win)
SCORED 5+ RUNS IN AN EXTRA INNING	6 Runs, 11th Inning - 8/3/2021 @ Columbus (11-7 win)
ALLOWED 10+ RUNS IN AN INNING	10 Runs, 6th Inning - 7/16/2012 vs. Oklahoma City (16-6 loss)
ALLOWED 7+ RUNS IN AN INNING	8 Runs, 4th Inning - 9/11/2022 vs. Indianapolis (19-9 loss)
ALLOWED 5+ RUNS IN AN INNING	6 Runs, 6th Inning - 5/2/2023 vs. Louisville (10-4 loss)
ALLOWED 5+ RUNS IN AN EXTRA INNING	6 Runs, 12th Inning - 7/7/2017 vs. Colorado Springs (8-4 loss)
WON A GAME BY 15+ RUNS	14 Runs - 7/4/2023 vs. Toledo (20-6 win)
WON A GAME BY 10+ RUNS	11 Runs - 4/1/2023 vs. Indianapolis (12-1 win)
LOST A GAME BY 15+ RUNS	16 Runs - 9/11/2022 vs. Indianapolis, (19-3 loss)
LOST A GAME BY 10+ RUNS	13 Runs - 4/13/2023 @ Iowa (14-1 loss)
SCORED 12+ RUNS IN CONSECUTIVE GAMES	9/25/2021 and 9/26/2021 vs. Indianapolis (12-3 Win & 17-12 loss)
SCORED 10+ RUNS IN CONSECUTIVE GAMES	6/26/2022 vs. Columbus & 6/28/2022 @ St. Paul (17-4 Win, 11-2 win)
SCORED JUST ONE RUN WITHOUT AN RBI	5/4/2019 vs. Iowa (6-1 loss)
SCORED MULTIPLE RUNS WITHOUT AN RBI	4/30/2018 @ Iowa (10-3 loss)
SCORED MORE RUNS THAT RECORDED HITS	4/8/2023 vs. Toledo (13-8 win, 13 R on 12 H)
TURNED 6 DOUBLE PLAYS IN ONE GAME	8/25/08 vs. New Orleans
TURNED 5 DOUBLE PLAYS IN ONE GAME	4/1/2023 @ Indianapolis
TURNED 4 DOUBLE PLAYS IN ONE GAME	8/24/2022 vs. Scranton/Wilkes-Barre
TURNED 3+ DOUBLE PLAYS IN ONE GAME	4/28/2023 @ Nashville (3)
TURNED A TRIPLE PLAY	6/31/1992 @ Denver, 1st Inning (3-2 win) 5-4-3 (Fielders: Sean Berry to Stu Cole to Jeff Conine; Batter: Jim Tatum)
HIT INTO A TRIPLE PLAY	4/17/2015 vs. New Orleans, Cheslor Cuthbert, 1st Inning (5-3 loss) 5-3-4-6-5-3 (Fielders: Derek Dietrich to Justin Bour to Scott Sizemore to Miguel Rojas to Dietrich to Bour)
COMMITTED 6 ERRORS	5/10/2012 @ Sacramento
COMMITTED 5 ERRORS	4/16/2006 @ Memphis
COMMITTED 4 ERRORS	6/29/2022 @ St. Paul
COMMITTED 3+ ERRORS	4/23/2023 vs. Gwinnett (3)
EVERY STORM CHASER IN THE STARTING LINEUP HAD A HIT	4/23/2023 vs. Gwinnett
EVERY STORM CHASER IN THE STARTING LINEUP SCORED A RUN	4/1/2023 vs. Indianapolis
EVERY STORM CHASER IN THE STARTING LINEUP HAD A HIT AND SCORED A RUN	
LINEUP BATTED AROUND TWICE IN ONE GAME	
WON ON THE LAST AT-BAT OF THE GAME (WALK-OFF WIN)	9/22/2022 vs. Iowa (5-4 Win, 13 Innings)
LOST ON THE LAST AT-BAT OF THE GAME (WALK-OFF LOSS)	4/29/2023 @ Nashville (6-5 Loss, 10 Innings)
PLAYED BACK-TO-BACK EXTRA-INNING GAMES	7/2 and 7/3/2019 @ Round Rock (7-6 Loss & 9-8 Loss, both 10 Innings)
WON BOTH GAMES OF A DOUBLEHEADER	8/22/2022 vs. Scranton/Wilkes-Barre (9-4 Win & 12-10 Win)
PITCHED SHUTOUTS IN BOTH GAMES OF A DOUBLEHEADER	N/A (Since 2005)
LOST BOTH GAMES OF A DOUBLEHEADER	8/29/2018 vs. Colorado Springs (3-2 Loss & 7-0 Loss)
SHUT OUT IN BOTH GAMES OF A DOUBLEHEADER	6/2/2013 vs. Memphis (7-0 Loss, 5-0 Loss)
ALLOWED A 3-HOMER GAME	Christian Encarnacion-Strand, 5/4/2023 vs. Louisville
HAD A CYCLE HIT AGAINST THE CHASERS	Matt McClain, 5/4/2023 vs. Louisville

THE LAST TIME AN OMAHA HITTER...

HAD 6 HITS IN ONE GAME	Matt Diaz, 7/27/2005 @ Portland
HAD 5 HITS IN ONE GAME	Dairon Blanco, 9/15/2022 @ Columbus
HAD 4 HITS IN ONE GAME	Freddy Fermin, 4/11/2023 @ Iowa
HAD 3 HITS IN ONE GAME	Nick Loftin, 5/4/2023 vs. Louisville
HIT 3 HOME RUNS IN ONE GAME	Ryan McBroome, 6/13/2021 @ St. Paul
HIT 2 HOME RUNS IN ONE GAME	Freddy Fermin, 4/8/2023 vs. Toledo
HIT 2 TRIPLES IN ONE GAME	Angel Franco, 5/6/2016 @ Iowa
HIT 4 DOUBLES IN ONE GAME	Jordan Parraz, 5/18/2010 @ Las Vegas
HIT 3 DOUBLES IN ONE GAME	Dairon Blanco, 9/15/2022 @ Columbus
HIT 2 DOUBLES IN ONE GAME	Tyler Gentry, 5/3/2023 vs. Louisville
HIT 2 SACRIFICE FLIES IN ONE GAME	Samad Taylor, 4/30/2023 @ Nashville
HIT A GRAND SLAM	Brent Rooker, 9/26/2022 @ St. Paul
HIT AN INSIDE-THE-PARK HOME RUN	Bobby Witt Jr., 9/8/2021 @ St. Paul
LED OFF A HOME GAME WITH A HOME RUN	Drew Waters, 8/3/2022 vs. St. Paul
HIT A PINCH-HIT HOME RUN	Elier Hernández, 5/22/2019 vs. Iowa
HIT A WALK-OFF HOME RUN	Nate Eaton, 5/31/2022 vs. Indianapolis
HIT A WALK-OFF GRAND SLAM	Jimmy Goveen, 5/7/2022 vs. Columbus
HIT A WALK-OFF PINCH-HIT HOME RUN	Chad Santos, 8/23/2005 vs. New Orleans
HIT FOR THE CYCLE	Jimmy Paredes, 5/12/2014 vs. New Orleans
HAD 11 RBI IN ONE GAME	Mike Moustakas, 8/30/2010 vs. Round Rock
HAD 9 RBI IN ONE GAME	Brett Eibner, 4/9/2014 vs. Memphis
HAD 8 RBI IN ONE GAME	Jimmy Paredes, 5/12/2014 vs. New Orleans
HAD 7 RBI IN ONE GAME	Brett Hayes, 4/14/2013 vs. Nashville
HAD 6 RBI IN ONE GAME	Freddy Fermin, 4/8/2023 vs. Toledo
HAD 5 RBI IN ONE GAME	Jackson Reetz, 4/1/2023 @ Indianapolis
HAD 4 RBI IN ONE GAME	Brent Rooker, 9/26/2022 @ St. Paul
SCORED 5 RUNS IN ONE GAME	Brett Eibner, 5/12/2014 vs. New Orleans
SCORED 4 RUNS IN ONE GAME	Maikel Garcia, 9/15/2022 @ Columbus
SCORED 3 RUNS IN ONE GAME	Samad Taylor, 5/4/2023 vs. Louisville
WALKED 4 TIMES IN ONE GAME	MJ Melendez, 8/22/2022 vs. Columbus
WALKED 3 TIMES IN ONE GAME	Freddy Fermin, 4/30/2023 @ Nashville
STOLE 4 BASES IN ONE GAME	Samad Taylor, 5/4/2023 vs. Louisville
STOLE 3 BASES IN ONE GAME	Samad Taylor, 4/26/2023 @ Nashville
STOLE 2 BASES IN ONE GAME	Nate Eaton, 4/28/2023 @ Nashville
STRUCK OUT 5 TIMES IN ONE GAME	Drew Waters, 8/10/2022 @ Toledo
STRUCK OUT 4 TIMES IN ONE GAME	Brewer Hicklen, 9/16/2022 @ Columbus
STRUCK OUT 3 TIMES IN ONE GAME	Logan Porter, 4/28/2023 @ Nashville
REACHED BASE 6 TIMES IN ONE GAME	Nicky Lopez, 7/27/2018 @ Fresno
REACHED BASE 5 TIMES IN ONE GAME	Dairon Blanco, 9/15/2022 @ Columbus
REACHED BASE 4 TIMES IN ONE GAME	Samad Taylor, 5/4/2023 vs. Louisville
REACHED BASE IN EVERY TRIP TO THE PLATE (6 PA)	Brett Eibner, 4/9/2014 vs. Memphis
REACHED BASE IN EVERY TRIP TO THE PLATE (5 PA)	Drew Waters, 7/27/2022 @ Syracuse
REACHED BASE IN EVERY TRIP TO THE PLATE (4 PA)	Freddy Fermin, 4/11/2023 @ Iowa
HAD 2 HOME RUNS IN THE SAME INNING	Brett Eibner: 5th Inning, 5/12/2015 vs. Memphis
HAD 2 DOUBLES IN THE SAME INNING	Jay Dugan: 6th Inning, 6/26/2022 vs. Columbus
HAD 2 HITS IN THE SAME INNING	Samad Taylor and Maikel Garcia: 8th Inning, 4/2/2023 @ Indianapolis
REACHED 2 TIMES IN THE SAME INNING	Samad Taylor and Maikel Garcia: 8th Inning, 4/2/2023 @ Indianapolis
SCORED 2 RUNS IN THE SAME INNING	Brewer Hicklen: 6th Inning, 8/26/2022 vs. Scranton/WB
HIT HOME RUNS IN 6 STRAIGHT GAMES	Steve Sisco, June 13 to June 21, 1998
HIT HOME RUNS IN 5 STRAIGHT GAMES	Cory Aldridge, July 27 to August 8, 2009
HIT HOME RUNS IN 4 STRAIGHT GAMES	Nick Pratto, August 19 to August 22, 2021
HIT HOME RUNS IN 3 STRAIGHT GAMES	Brent Rooker, September 23 to September 26, 2022
HIT HOME RUNS IN BACK-TO-BACK GAMES	Freddy Fermin, April 29 and 30, 2023 @ Nashville
HIT HOME RUNS IN BOTH GAMES OF A DOUBLEHEADER	Nick Pratto, 4/7/2022 @ Indianapolis
HIT HOME RUNS FROM BOTH SIDES OF THE PLATE, GAME	Tim Lincecum, 8/20/2009 @ Tacoma
HIT HOME RUN IN FIRST OMAHA AT-BAT	Jackson Reetz, 8/28/2022 vs. Scranton/WB [G1]
HAD 2+ HITS IN 7 STRAIGHT GAMES	Johnny Givortella, August 3 to August 14, 2014
HAD 2+ HITS IN 6 STRAIGHT GAMES	Dairon Blanco, September 10 to September 17, 2022
HAD 2+ HITS IN 5 STRAIGHT GAMES	MJ Melendez, September 25 to October 2, 2021
HAD A 20+ GAME HITTING STREAK	Frank Schwindel, 20 Games: July 22 to August 13, 2018
HAD A 18+ GAME HITTING STREAK	Frank Schwindel, 20 Games: July 22 to August 13, 2018
HAD A 16+ GAME HITTING STREAK	Frank Schwindel, 20 Games: July 22 to August 13, 2018
HAD A 14+ GAME HITTING STREAK	Dairon Blanco, 15 Games: May 15 to July 10, 2022
HAD A 12+ GAME HITTING STREAK	Dairon Blanco, 15 Games: May 15 to July 10, 2022
HAD A 40+ GAME REACHED BASE STREAK	Shane Costa, 46 Games: April 14 to August 8, 2007
HAD A 35+ GAME REACHED BASE STREAK	Alex Gordon, 39 Games: May 9 to June 19, 2010
HAD A 30+ GAME REACHED BASE STREAK	Freddy Fermin, 33 Games: August 3 to September 15, 2022
HAD A 25+ GAME REACHED BASE STREAK	Freddy Fermin, 33 Games: August 3 to September 15, 2022
HAD A 20+ GAME REACHED BASE STREAK	Freddy Fermin, 33 Games: August 3 to September 15, 2022
THE LAST TIME AN OMAHA PITCHER...	
THREW A 1-HITTER (9 Innings)	Luis Mendoza, 7/18/2011 @ Memphis
THREW A 1-HITTER (7 Innings)	
THREW A 2-HITTER (9 Innings)	Jeff Suppan, 6/21/2011 @ Nashville
THREW A 2-HITTER (7 Innings)	Arnaldo Hernandez, 7/21/2018 vs. Round Rock [G1]
THREW A 9-INNING COMPLETE GAME SHUTOUT	Luis Mendoza, 7/18/2011 @ Memphis
THREW A 7-INNING COMPLETE GAME SHUTOUT	Jake Kalish, 7/2/2018 vs. Nashville [G1]
THREW A 5-INNING COMPLETE GAME SHUTOUT	Anthony Lerew, 8/31/2010 vs. Round Rock
THREW A 9-INNING COMPLETE GAME	Arnaldo Hernandez, 8/15/2018 vs. Oklahoma City
THREW AN 8-INNING COMPLETE GAME	John Lannan, 6/16/2016 @ Oklahoma City
THREW A 7-INNING COMPLETE GAME	Austin Cox, 8/28/2022 vs. Scranton/WB [G1]
THREW A 6-INNING COMPLETE GAME	Matt Wright, 9/24/2021 vs. Indianapolis [G2]
THREW A 5-INNING COMPLETE GAME	Trevor Oaks, 8/6/2018 vs. Salt Lake
STRUCK OUT 12 IN A GAME	Jakob Junis, 5/26/2017 @ Nashville
STRUCK OUT 11 IN A GAME	John Lamb, 7/9/2014 vs. Iowa
STRUCK OUT 10 IN A GAME	Jackson Kowar, 7/3/2021 @ St. Paul
WALKED 7 IN A GAME	Josh Staumont, 5/24/2017 @ Nashville
WALKED 6 IN A GAME	Drew Parrish, 6/22/2022 vs. Columbus
WALKED 5 IN A GAME	Drew Parrish, 9/16/2022 @ Columbus
ALLOWED 6 HOME RUNS IN A GAME	Matt Wright, 8/18/2007 vs. Albuquerque
ALLOWED 5 HOME RUNS IN A GAME	Drew Parrish, 5/4/2023 vs. Louisville
ALLOWED 4 HOME RUNS IN A GAME	Jake Kalish, 9/24/2021 vs. Indianapolis
ALLOWED 3 HOME RUNS IN A GAME	Marcelo Martínez, 5/3/2023 vs. Louisville
ALLOWED 2 HOME RUNS IN A GAME	Jonathan Heasley, 4/13/2023 @ Iowa
THREW 120+ PITCHES IN A GAME	Brett Tomko, 5/8/2014 @ Round Rock (127)
THREW 115+ PITCHES IN A GAME	Luke Farrell, 6/8/2017 vs. Nashville (116)
THREW 110+ PITCHES IN A GAME	Christian Binford, 9/3/2017 vs. Iowa (110)
THREW 100+ PITCHES IN A GAME	Jonathan Heasley, 4/25/2023 @ Nashville (104)
THREW 95+ PITCHES IN A GAME	Austin Cox, 4/27/2023 @ Nashville (99)
THREW 90+ PITCHES IN A GAME	Max Castillo, 5/2/2023 vs. Louisville (91)
WON HIS OMAHA DEBUT	Alec Marsh, 9/23/2022 vs. Iowa
THREW AN IMMACULATE INNING	Anthony Swarzak, 6/3/2021 vs. Iowa

ABS CHALLENGE TRACKER (0-FOR-2)

GM # – DATE	OPPONENT	PLAYER CHALLENGING	POSITION	INNING	CALL (COUNT)	OVERTURNED?	PLAY RESULT (COUNT)	UMPIRE
23 – April 28	@ Nashville	Logan Porter	Catcher	▲ 6	Ball (0-0)	No	Lineout, L9 (1-1)	Paul Clemons
23 – April 28	@ Nashville	Maikel Garcia	Batter	▼ 8	Strike (1-0)	No	Groundout, 5-4 (1-1)	Paul Clemons