

Columbus Clippers

Game #38

Game Information

Home Game #15

Media Relations Department - 330 Huntington Park Ln., Columbus, OH 43215 - (614)-462-5250 - aslosser@clippersbaseball.com



(20-17)

Thursday, June 17 (7:05) - Huntington Park
Toledo Mud Hens vs. **Columbus Clippers**
 (Detroit Tigers) (Cleveland Indians)
 RHP Pedro Payano (0-0, 0.00) RHP Triston McKenzie (1-0, 0.00)



(16-21)

LAST GAME

June 16	R	H	E	LOB
Toledo	14	13	0	5
Columbus	10	11	2	7

W: Locke St. John (2-0)

L: Kevin Herget (1-2)

S: Ian Krol (2)

HR: Mercado (4), Gimenez (4);

Gonzalez (8), Nunez (8),

Clemens (1), Garneau (3),

Robson (2)

Highlights

Connor Marabell kept up the hot hitting, going 2x4 with a double and 3RBI. **Oscar Mercado** was 2x4 with a double and a HR (fourth game with a double and a HR this month).

Upcoming Probables

Friday, June 18 vs. Toledo (7:05): TBA vs. LHP Logan Allen (0-2, 13.17)
 Saturday, June 19 vs. Toledo (7:05): TBA vs. RHP Heath Fillmyer (1-1, 11.57)
 Sunday, June 20 vs. Toledo (2:05): TBA vs. LHP Kirk McCarty (5-0, 4.44)
 Tuesday, June 22 vs. St. Paul (7:05): TBA vs. RHP Kevin Herget (1-2, 7.40)

Tonight's Game

The Clippers will send RHP **Triston McKenzie** to the mound tonight, making his Huntington Park debut (2nd career Triple-A start; 19G in the Majors). Toledo will counter with RHP **Pedro Payano**. The Clippers are 15-17 (.469) against right handers this year. Payano has never pitched against the Clippers in his career.

vs. the Mud Hens

Columbus went 14-9 against the Mud Hens in 2019, snapping a two year losing streak (7-13 in 2018, 10-13 in 2017), while posting a margin of 4.6 in wins (seven by 4+) and losing by an average of 5.6 (six by 4+). Of the last 13 played between the two, seven have been decided by at least five runs. **Andres Gimenez** has hit .333 (8x24) with 2HR and 5RBI against Toledo this season (5G).

Turning a Corner

After starting the season 5-1, the Clippers went 4-18 from 5/12-6/5 (worst 22G stretch since 4-18 from 6/13-7/4/09), but have rebounded to go 7-2. The Clippers are hitting .273 (27x99) with runners in scoring position in the last nine (.180, 34x189 in the 22G prior) and have scored at least four runs in eight of nine (had at least four runs once in previous nine; 9-run inning in 13-9 loss vs. Nashville on 5/28).

Pummeled Pitching

Huntington Park has zoomed back to the top of the IL in homers per game (3.29), following 25HR in the last 6G. Unfortunately, 19 of those 25 have been surrendered by Columbus (139HR allowed in last 67G in the regular season at HP). Almost 23% of hits allowed at home have left the yard (31 of 135), the highest rate in the IL (led the league in 2019, as 20.4% of hits allowed at HP were homers).

Cursed at the Top

Heading into 6/4, Clipper leadoff hitters were hitting an IL-worst .198. **Oscar Mercado** has taken over leadoff duties since then, hitting .326 (15x46) in 11G (leadoff now .232, 11th). Yesterday, he scored three runs, marking the first multi-run game for a leadoff man since **Ka'ai Tom** scored three times at Toledo in the 2019 season finale (17 runs scored by leadoff this year, fewest in the IL).

Hammering Gimenez

Andres Gimenez has homered in each of the last three games, after never having homered in consecutive games in his career. Prior to his power surge, Gimenez laid down three sac bunts over the course of four games from 6/6-6/9 (3-0 when Gimenez executes a sac bunt, 2-1 when he homers; has missed last two sac bunt attempts though). He had 0XBH from 6/4-6/12 (33AB).

Work to Do

Owen Miller returned to Columbus Tuesday after a three week stint in Cleveland (5x46, 23K). At the time of his first ever promotion to the Big Leagues, Miller ranked 3rd in batting in the IL at .406 (26x64). He is currently 21PA short of qualifying for the batting title and went hitless in 12AB until a single yesterday began his 10th multi-hit game of the year (consecutive days below .400 for first time this year).

Swinging Hard

The Clippers have two among the top three in the IL in strikeouts, as **Nolan Jones** and **Daniel Johnson** are tied for 3rd (50K). Jones has cut down on the strikeouts this month, with only a pair of 2K games (5G with 0K; 11K in 14G this month). Johnson had also made progress this month, with 6K over 7G from 6/5-6/12, but has had 2K in each of his last 3G (38K in 97PA since 5/22).

Bringing it Home

Connor Marabell reached base in nine of 10 on the roadtrip, batting .387 (12x31). That hot trip bumped his career average on the road in the IL to an even .300 (42x140), compared to a dismal .174 (23x132) in Huntington Park. However, Marabell has put forth back to back multi-hit games on this home stand (had three multi-hit games in HP career prior to 6/15) and is hitting .519 (14x27) since 6/6.

Double Struggle

Tyler Krieger and **Gavin Collins** are starting together for the first time since 5/29 vs. Nashville when Krieger doubled and Collins had a pair of singles. Since that time, they have hit a collective .070 (3x43) with Krieger going 2x18 and Collins 1x25. While the Clippers are 1-2 when they start the same game, the pair has hit .318 (7x22) when starting with each other (.110, 10x91, without).

ORGANIZATION REPORT

Cleveland (37-28). 2nd place

June 16 R H E

Baltimore 7 12 1

Cleveland 8 9 1

W- Civalo (10-2), L- Akin (0-2)

HR- Ramirez (15); Mountcastle (9)

Zimmer: 2x3, 2R, BB, K

Karinchak: 1.0IP, 0H, 0R, 0ER, 0BB, 1K

6/17 vs. BAL, 1:10 (Lopez vs. Morgan)

Akron (21-15). 4th place

6/16 at Bowie, lost, 1-0

6/17 at Bowie, 6:35

Lake County (20-18). 2nd place

6/16 vs. West Michigan, won, 4-2

6/17 vs. West Michigan, 7:00

Lynchburg (19-17). 3rd place

6/16 at Frederickburg, won, 8-3

6/17 at Frederickburg, 7:05

vs. TOLEDO

All-Time

Home Road Overall

214-190 214-202 428-392

2021

Home Road Overall

1-1 2-4 3-5

2019

Home Road Overall

5-6 9-3 14-9

League Notes

LEAGUE STANDINGS

South	W	L	Pct	GB
DUR	25	12	.676	-
NAS	24	13	.649	1.0
JAX	22	15	.595	3.0
GWN	20	18	.526	5.5
NOR	14	21	.400	10.0
MEM	15	23	.395	10.5
CHA	14	23	.378	11.0
West	W	L	Pct	GB
OMA	26	11	.703	-
IND	20	17	.541	6.0
TOL	20	17	.541	6.0
STP	18	20	.474	8.5
COL	16	21	.432	10.0
LOU	13	24	.351	13.0
IOW	12	24	.333	13.5



Governors' Cup Champions: 1979, 1980, 1981, 1987, 1991, 1992, 1996, 2010, 2011, 2015, 2019
 IL West Division Champions: 1979, 1980, 1981, 1983, 1984, 1990, 1991, 1992, 1996, 1997, 1999, 2004, 2011, 2014, 2015, 2016, 2019





Columbus Clippers Game Information

Thursday, June 17

This Date in Clipper History

6/17/2007

Brandon Watson went 1x5 at Ottawa, singling in the 6th off of **J.D. Durbin** to extend his hitting streak to 43 games. That established a new International League record, topping the old mark of 42 games that was set back in 1912 by Rochester's **Jack Leivelt**. Watson, the 2007 Clipper of the Year, would go hitless the next day at Rochester to end the streak, but was recalled by Washington on 6/20.

Huntington (Small) Park

In each of the first 11 years since the move downtown, Huntington Park has ranked among the top two in the IL in homers per game, totaling 2.25 per contest (1,763HR, 783 games). In 2019, HP averaged over three per game for the first time ever (seventh time averaging over a pair), as the Clippers surrendered a record 127HR and just missed out on triple digits themselves (97HR was second highest team total). Including the postseason, the Clippers have been out-homered over the life of the park (954 to 909).

year	gms	COL	opp	total	avg	rank
2009	71	57	73	130	1.83	2nd
2010	72	90	83	173	2.40	2nd
2011	72	100	77	177	2.46	1st
2012	71	91	88	179	2.52	1st

year	gms	COL	opp	total	avg	rank
2013	72	63	72	135	1.88	2nd
2014	72	64	85	149	2.07	2nd
2015	72	62	64	126	1.75	2nd
2016	72	74	69	143	1.99	1st

year	gms	COL	opp	total	avg	rank
2017	71	95	88	183	2.58	1st
2018	69	68	76	144	2.09	2nd
2019	69	97	127	224	3.25	2nd
2021	14	15	31	46	3.29	1st

Record Destruction

The Clippers broke the established mark for homers in a season (182 in 1983) on 8/7/19 and finished with a total of 213 (most in the IL). From 5/14-6/2, they homered in 20 straight games (44HR total) and they had seven straight multi-HR games from 6/14-6/21 (22HR). On the mound, they broke the record for homers allowed (156 in 1998) on 7/31/19, giving up 198 for the year (2nd most in the IL).

Ain't Over 'Til It's Over

From 2014-19, no team had more come from behind victories than the 210 posted by Columbus and no team produced a better winning percentage when trailing than the .353 of the Clippers (Scranton/WB was 2nd in win percentage, .338, and wins, 192). This year has seen the Clippers go 7-21 (.250) in games in which they trail, ranking 11th.

Get What You Pay For

Columbus is the only team in the IL that has yet to play any free baseball this season, having played 77 straight games, including the postseason, since their last extra-inning rumble (7/31/19 vs. Louisville, an 11-8 loss in 11; only extra inning loss of the season, 8-1). Over the past 20 seasons, the longest the Clippers had previously gone between extras was 57 games from 8/12/08-5/17/09 (37 to start '09 season is longest stretch to begin in last 20 seasons). That streak ended with consecutive extra inning games.

Trending Downward

The current staff ERA of 5.48 is on pace to be the worst in franchise history (5.08, 1983) and anything over 4.71 will mark the fifth straight season in which the ERA has gotten worse. From 2011-16, the Clipper staff turned in a sub-4.00ERA five times in six seasons (zero such seasons from 1993-2010), including the best two ERAs of the past 32 years (3.33 in 2015 and 3.65 in 2016). The 7.00ERA at Huntington Park is by far the worst ever (5.29 in 2019, only time ERA has ever been over 5.00 at HP).

Doing Damage

In 2019, the Clippers ranked tied for 5th in the IL with 112RBI with the bases loaded, while carrying a .252 average (10th, 36x143, 4HR). In both 2017 and 2018, the Clippers led the IL in RBI with the bases loaded (243RBI total) and paced the circuit in grand slams (16 total, no other team had more than eight).

Free Swingers

After three straight seasons leading the IL in strikeouts, the Clipper lineup is threatening for a fourth, as they currently rank 5th (368K, 38 off the pace, St. Paul). The 2019 squad obliterated the franchise record, as they struck out 95 more times than the previous high (1,392; each of last three seasons rank among franchise's three worst, totalling 3,979K in 422G). While the record appears safe due to the truncated schedule, this year's version is averaging 9.95K per game.

That's More Like It

In 2019, the Clippers were 50-30 (.625) when playing errorless baseball, while turning in a 31-29 (.517) mark with at least one error. Contrary to logic, in 2018 they actually had a worse winning percentage when playing mistake free (.514), than when committing at least one error (.530). The Clipper defense finished 1st in 2019 (.983) after falling to 6th in the IL in 2018, ending a run of three consecutive seasons ranked among the top three (2015-17 resulted in the three best seasons in franchise history).

One On, No Out Success

When the leadoff batter of an inning reached base in 2019, the Clippers plated him nearly 60% of the time (over 51% only once in the last six seasons, 55% in 2016). Getting more than one base was a specialty of Clipper hitters, as they led the IL with 136XBH to lead off the inning, including 54HR (led the IL, had 28 leadoff homers in 2018). From 4/13-4/20/19, the Clippers hit 16 leadoff doubles over 72 innings, including four straight innings in a win at Louisville on 4/15/19.

Good Baseball

Andres Gimenez advanced a runner with a sac bunt on 6/10 at Iowa and the runner came around to score in the win (3-0 when advanced runner scores). During 2019, the Clippers struggled in the bunt department (12 successes), but when the advanced runners scored, they were 7-1. During 2018, Columbus was 23-2 in games in which a run was scored after a good bunt attempt (54 successes).

International Accolades

Bobby Bradley was named International League Player of the Month for May 2019, reaching base in 24 of 25 games during the month while hitting .302/.374/.740 with 12HR (led IL) and 28RBI. **Brandon Barnes**, **Eric Haase**, **Josh Smith** and **Asher Wojciechowski** were named to the 2019 IL All-Star Team and Bradley, Barnes and Haase were selected to the postseason squad.

Manager Profile

Andy Tracy makes his Clippers debut in 2021, following **Tony Mansolino's** championship rookie year in 2019 (sixth Clipper skipper to win Governors' Cup in first season; **Gene Michael**-79, **Joe Altobelli**-80, **Frank Verdi**-81, **Bucky Dent**-87 and **Mike Sarbaugh**-10). This season marks Tracy's second year as a manager (first with Williamsport in the Philadelphia system), as he holds a career record of 46-67 (.407), 16-21 with Columbus (.432).

Clippers in the Majors (72, with 26 teams)

CLE (26)*- Logan Allen ('19, '21), Shane Bieber ('18), **Bobby Bradley** ('18-19, '21), Yu Chang ('18-19), Aaron Civale ('19), **Ernie Clement** ('19, '21), Andres Gimenez ('21), Daniel Johnson ('19, '21), **James Karinchak** ('19), **Ryan Lavanway** ('19, '21), Jordan Luplow ('19, '21), **Phil Maton** ('19), Triston McKenzie ('21), **Jean Carlos Mejia** ('21), **Owen Miller** ('21), **Eli Morgan** ('19, '21), Kyle Nelson ('19, '21), **Blake Parker** ('21), Roberto Perez ('13-14, '16), Zach Plesac ('19), Jose Ramirez ('14-15), **Nick Sandlin** ('19), Nick Wittgren ('19), **Bradley Zimmer** ('16-19, '21). **ARI (1)**- Anthony Swarzak ('15). **ATL (2)**- Abraham Almonte ('15-17), Josh Tomlin ('10, '13-15, '18). **BAL (3)**- Shawn Armstrong ('14-17), Adam Plutko ('16-19), Cole Sulser ('16-18). **BOS (0)**- **CHC (0)**- **CIN (2)**- Mike Freeman ('19), Tyler Naquin ('15-19). **COL (1)**- Jhoulys Chacin ('15). **CWS (1)**- Evan Marshall ('18). **DET (2)**- Robbie Grossman ('16), Eric Haase ('17-19). **HOU (2)**- Michael Brantley ('09-10, '16), Joe Smith ('09-10). **KC (1)**- Carlos Santana ('10). **LAA (1)**- James Hoyt ('18-19). **LAD (1)**- Trevor Bauer ('13-14). **MIA (5)**- Jesus Aguilar ('14-16), Jon Berti ('18), Ross Detwiler ('16), Preston Guilmet ('13), Shawn Morimando ('16-18). **MIL (0)**- **MIN (1)**- Josh Donaldson ('18). **NYM (3)**- Tommy Hunter ('16), Francisco Lindor ('14-15, '19), Cameron Maybin ('19). **NYG (3)**- Clint Frazier ('16), Corey Kluber ('10-13, '19), Giovanny Urshela ('14-18). **OAK (1)***- **PHI (0)**- **PIT (3)**- Ben Gamel ('21), Erik Gonzalez ('15-17), **Ka'ai Tom** ('19). **SD (1)**- Craig Stammen ('07-08, '16). **SEA (2)**- Jake Bauers ('19), Sam Haggerty ('18). **SF (1)**- Scott Kazmir ('13). **STL (2)**- Andrew Miller ('17-18), Max Moroff ('19). **TB (3)**- Yandy Diaz ('15-18), **Louis Head** ('13, '17-18), **Francisco Mejia** ('18). **TEX (1)**- Hunter Wood ('19). **TOR (2)**- A.J. Cole ('19), Julian Merryweather ('17). **WAS (4)**- **Playoff Paolo Espino** ('10-13), Yan Gomes ('13, '15-16), **Jefry Rodriguez** ('19), **Ryan Zimmerman** ('08).



Tonight's Starting Pitcher

Thursday, June 17

Triston McKenzie - RHP

Height: 6-5 **Weight:** 165
Bats: R **Throws:** R
Born: 8/2/97 (23); Brooklyn, NY
Resides: Royal Palm Beach, FL
Acquired: Selected in the 1st round (42nd overall) of the 2015 draft.

Last Game:

- Did not figure in the decision vs. Seattle on 6/12, throwing 32 pitches and failing to get out of the 1st inning.

Inn TBF H R ER BB K LOB Sequence

1st 6 0 1 1 4 0 3 BB, BB, P5, F8, BB, BB

- Relieved by **Phil Maton** in the top of the 1st with two out, the bases loaded (all runners stranded) and the Indians trailing, 1-0.

At Long Last:

On 6/6 at Indianapolis, McKenzie made his Triple-A debut, over two years after it was expected. Following a dominant run in Double-A during the 2018 season, McKenzie missed the entirety of 2019 after suffering a strained right rotator cuff in spring training and then a strained right pectoral later in the summer. McKenzie then debuted in the Major Leagues in 2020, pitching in 8G, and made the opening day roster for Cleveland to start 2021. After a rough start, he was optioned to Columbus on 5/22, but was recalled on 5/26 (**Zach Plesac** injury) before he could pitch for Columbus. McKenzie was optioned a second time, on 5/27, but was recalled on 5/31 (double header) before suiting up with Columbus. He was optioned a third time on 6/1 and when he started on 6/6, he became the second Clipper this season to debut in Triple-A after his MLB debut (**Andres Gimenez**).

Boring Day for Fielders:

On 5/1 at Chicago (AL), McKenzie pitched to 11 batters and not one of them put the ball in play (in the field, at least), as he mowed down the White Sox with 3K in the 1st inning. The 2nd inning was much rockier though, going: walk, strikeout, strikeout, walk, walk, walk, grand slam, strikeout. In the Majors, over 46% of the outs recorded by McKenzie came via the strikeout (59 of 127) and 20% of batters faced drew a base on balls (8HR allowed led to a three true outcome rate of 56%).

2021 Transactions:

- Optioned to Columbus on 5/22. Recalled to Cleveland on 5/26.
- Optioned to Columbus on 5/27. Recalled to Cleveland on 5/31.
- Optioned to Columbus on 6/1. Recalled to Cleveland on 6/12.
- Optioned to Columbus on 6/13.

2021 Start by Start (with Cleveland)													
Date	Opponent	H/R	Result	Dec.	ERA	IP	H	R	ER	BB	K	PC	
4/12	Chicago (AL)	R	L, 4-3		4.70	4.0	2	3	3	2	6	76	
4/17	Cincinnati	R	L, 3-2 (10)		3.55	5.0	5	1	1	4	7	87	
4/25	New York (AL)	H	W, 7-3		4.32	4.0	4	3	3	4	5	87	
5/1	Chicago (AL)	R	L, 7-3	L	6.27	2.0	1	5	5	4	6	57	
5/6	Kansas City	R	W, 4-0	W	4.94	5.0	2	0	0	4	5	92	
5/15	Seattle	R	L, 7-3	L	5.79	4.1	5	5	5	3	6	90	
5/21	Minnesota	H	L, 10-0	L	6.89	3.1	2	6	6	5	4	72	
5/26	Detroit	R	L, 1-0		5.94	5.0	1	0	0	3	5	73	
5/31	Chicago (AL)	H	L, 8-6 (8)		6.26	5.1	4	5	5	2	10	86	
6/12	Seattle	H	W, 5-4 (10)		6.38	0.2	0	1	1	4	0	32	
Starting Totals			10GS	1-3	6.75	38.2	26	29	29	35	54		

2021 Start by Start (with Columbus)													
Date	Opponent	H/R	Result	Dec.	ERA	IP	H	R	ER	BB	K	PC	
6/6	Indianapolis	R	W, 4-1 (8)	W	0.00	5.1	2	0	0	2	4	71	
Starting Totals			1GS	1-0	0.00	5.1	2	0	0	2	4		

Team		Win	Avg.	Qual.	QS	Ret.	1/2/3	Run
GS	Record	%	IP	Start	%	1st AB	Inn.	Supp.
1	1 - 0	1.000	5.1	0	0.0	83%	33%	4.0
Bullpen Support				Running Game			Pitch Count	
ERA	BS	BR	Sc.	%	SB	Att	%	PO
0.00	0	0	0	-	0	0	-	0
Career		W-L	ERA	G	GS	SV/O	IP	H
vs. Toledo		0-0	-	0	0	0/0	0.0	0
at Huntington		0-0	-	0	0	0/0	0.0	0
with Columbus		1-0	0.00	1	1	0/0	5.1	2

CAREER STATS																	
YR	Team	Level	W - L	ERA	G	GS	CG	SHO	SV	SVO	IP	H	R	ER	HR	HB	BB
15	AZL Indians	R	1 - 1	0.75	4	3	0	0	0	0	12.0	4	1	1	0	0	3
16	Mahoning Valley Lake County	SS	4 - 3	0.55	9	9	1	0	0	0	49.1	31	7	3	2	2	16
17	Lynchburg	A	2 - 2	3.18	6	6	0	0	0	0	34.0	27	12	12	2	1	6
18	Akron	A+	12 - 6	3.46	25	25	0	0	0	0	143.0	105	62	55	14	1	45
19		AA	7 - 4	2.68	16	16	0	0	0	0	90.2	63	31	27	8	4	28
20	Cleveland	ML	2 - 1	3.24	8	6	0	0	0	0	33.1	21	12	12	6	1	9
21	Cleveland	ML	1 - 3	6.38	11	10	0	0	0	0	42.1	28	30	30	8	0	39
	Columbus	AAA	1 - 0	0.00	1	1	0	0	0	0	5.1	2	0	0	0	0	2
Minor Leagues			27 - 16	2.64	61	60	1	0	0	0	334.1	232	113	98	26	8	100
Major Leagues			3 - 4	5.00	19	16	0	0	0	0	75.2	49	42	42	14	1	48



	W-L	CG	SV	ERA	IP	H	R	ER	BB	K	HR	AVG	OBP	SLG	K/9	K/BB	IP/HR	WHIP
Starters	7-13	0	-	6.40	147.2	164	111	105	69	133	29	.280	.360	.499	8.11	1.93	5.1	1.578
Relievers	9-8	-	10	4.68	171.0	159	101	89	102	204	22	.246	.360	.423	10.74	2.00	7.8	1.526

Reliever Availability: Pitcher (days rest - last pitch count) *-last pitched on consecutive days

LH Krauth (x-x), RH Koch (3-29), LH Young (3-32), RH Johnson (3-36), RH Fillmyer (1-20), RH Garza (1-22), RH Stephens (1-28), RH Dowdy (0-23), LH Gose (0-30), RH Broom (0-31), RH Siri (0-3)

#23 Robert Broom - RHP

Last Game: 6/16 vs. Tol; 1.0IP, 4H, 2R, 2ER, 0BB, 3K

Last 5: 0-0, 0/0SV, 5.1IP, 6H, 2R, 2ER, 2BB, 10K

vs. LH: .370 (10x27, 2HR)	vs. RH: .216 (8x37, 1HR)
inherited runners stranded: 4 of 6 (67%)	pitch count (range, avg.): 12-41, 21.4
1st batter retired: 8 of 14 (57%)	sb-att, pickoffs: 1 of 1, 0
<ul style="list-style-type: none">- pitched in 2 spring games (1.0IP, 2H, 2R, 2ER, 2B, 1K) for Cleveland- reassigned to minor league camp on 3/16- has a 7.71ERA since 5/14 (11G, 11.2IP, 10ER)	

Career	W-L	ERA	G	GS	SV/O	IP	H	R	ER	BB	K
vs. Toledo	0-0	13.50	3	0	0/1	2.2	7	4	4	2	6
at Huntington	0-1	11.37	5	0	0/2	6.1	11	8	8	1	11

#17 Kyle Dowdy - RHP

Last Game: 6/16 vs. Tol; 1.0IP, 1H, 2R, 0ER, 1BB, 0K

Last 5: 1-1, 0/0SV, 8.0IP, 5H, 5R, 3ER, 7BB, 5K

vs. LH: .276 (8x29, 0HR)	vs. RH: .235 (12x51, 2HR)
inherited runners stranded: 3 of 12 (25%)	pitch count (range, avg.): 15-64, 29.7
1st batter retired: 5 of 13 (38%)	sb-att, pickoffs: 0 of 1, 0
<ul style="list-style-type: none">- pitched in 2 spring games (1.1IP, 2H, 2R, 2ER, 1BB, 3K) for Cleveland- reassigned to minor league camp on 3/12- recorded 3.2IP on 64 pitches vs. Nashville on 5/27 (1H, 1BB, 6K)	

Career	W-L	ERA	G	GS	SV/O	IP	H	R	ER	BB	K
vs. Toledo	0-0	8.10	3	0	0/1	3.1	10	10	3	2	3
at Huntington	0-2	3.75	5	1	0/0	12.0	11	7	5	5	16

#28 Justin Garza - RHP

Last Game: 6/15 vs. Tol; W, 1.1IP, 0H, 0R, 0ER, 1BB, 3K

Last 5: 1-0, 1/1SV, 8.1IP, 4H, 1R, 1ER, 4BB, 13K

vs. LH: .136 (3x22, 0HR)	vs. RH: .081 (3x37, 1HR)
inherited runners stranded: 0 of 0 (-)	pitch count (range, avg.): 14-47, 28.5
1st batter retired: 9 of 10 (90%)	sb-att, pickoffs: 0 of 0, 1

- did not participate in MLB spring training
- pitched in 1G (1.0IP, 0H, 0R, 0ER, 2BB, 1K) for Akron (5/4-5/6)
- appearance in season opener for Akron was first in career above A+
- started the season with 11.0IP, 0ER between Akron and Columbus (5/4-5/26)
- first, and only, ER allowed came on solo HR (Zach Green) vs. Nashville on 5/29

Career	W-L	ERA	G	GS	SV/O	IP	H	R	ER	BB	K
vs. Toledo	1-0	0.00	3	0	0/0	5.1	1	0	0	1	9
at Huntington	1-0	0.96	5	0	0/0	9.1	2	1	1	7	11

#27 Anthony Gose - LHP

Last Game: 6/16 vs. Tol; 1.0IP, 0H, 0R, 0ER, 2BB, 2K

Last 5: 0-0, 0/0SV, 1GS, 6.2IP, 8H, 6R, 6ER, 8BB, 6K

vs. LH: .235 (4x17, 0HR)	vs. RH: .320 (8x25, 2HR)
inherited runners stranded: 0 of 0 (-)	pitch count (range, avg.): 16-37, 25.5
1st batter retired: 4 of 8 (50%)	sb-att, pickoffs: 0 of 0, 0

- pitched in 7 spring games (6.0IP, 5H, 6R, 6ER, 4BB, 7K) for Cleveland
- reassigned to minor league camp on 3/26
- made spot start on 5/18 at Toledo (1.1IP, 1H, 1R, 1ER, 3BB, 0K)
- pitched in 2G (2.0IP, 0H, 0R, 0ER, 1BB, 2K) for Team USA (5/31-6/5)

Career	W-L	ERA	G	GS	SV/O	IP	H	R	ER	BB	K
vs. Toledo	0-0	6.00	3	1	0/0	3.0	2	2	2	7	2
at Huntington	1-0	3.00	3	0	0/0	3.0	2	2	1	5	8

#35 DJ Johnson - RHP

Last Game: 6/13 at low; W, 1.2IP, 2H, 0R, 0ER, 1BB, 4K

Last 5: 1-1, 1/1SV, 5.2IP, 10H, 3R, 3ER, 5BB, 9K

vs. LH: .263 (5x19, 0HR)	vs. RH: .346 (9x26, 2HR)
inherited runners stranded: 0 of 2 (0%)	pitch count (range, avg.): 9-36, 19.1
1st batter retired: 7 of 11 (64%)	sb-att, pickoffs: 2 of 2, 0

- pitched in 6 spring games (6.0IP, 7H, 5R, 5ER, 7BB, 5K) for Cleveland
- reassigned to minor league camp on 3/16
- pitched in 2G (2.2IP, 1H, 0R, 0ER, 0BB, 4K) for Team USA (5/31-6/5)

Career	W-L	ERA	G	GS	SV/O	IP	H	R	ER	BB	K
vs. Toledo	0-1	5.40	2	0	0/0	1.2	5	1	1	3	3
at Huntington	0-0	6.75	5	0	1/1	4.0	5	3	3	0	5

#65 Matt Koch - RHP

Last Game: 6/13 at low; GS, 2.0IP, 3H, 2R, 2ER, 0BB, 1K

Last 5: 0-2, 0/0SV, 3GS, 9.1IP, 17H, 13R, 12ER, 7BB, 11K

vs. LH: .250 (7x28, 0HR)	vs. RH: .311 (14x45, 4HR)
inherited runners stranded: 3 of 3 (100%)	pitch count (range, avg.): 17-40, 27.5
1st batter retired: 2 of 4 (50%)	sb-att, pickoffs: 1 of 1, 0
<ul style="list-style-type: none">- signed by Cleveland on 4/23, assigned to Columbus on 5/15- picked up the win at Toledo on 5/18 (3.2IP, 2K)- made spot start on 5/23 at Toledo (3.0IP, 3H, 1R, 1ER, 2BB, 2K)	

Career	W-L	ERA	G	GS	SV/O	IP	H	R	ER	BB	K
vs. Toledo	1-0	1.35	2	1	0/0	6.2	3	1	1	2	4
at Huntington	0-1	9.64	2	1	0/0	4.2	5	5	5	3	5

Ben Krauth - LHP

Last Game:

Last 5: 0-0, 0/0SV, 0.0IP, 0H, 0R, 0ER, 0BB, 0K

vs. LH:	vs. RH:
inherited runners stranded: 0 of 0 (-)	pitch count (range, avg.): 0-0, -
1st batter retired: 0 of 0 (-)	sb-att, pickoffs: 0 of 0, 0

- did not participate in Major League spring training
- assigned to Columbus on 6/16

Career	W-L	ERA	G	GS	SV/O	IP	H	R	ER	BB	K
vs. Toledo	0-0	-	0	0	0/0	0.0	0	0	0	0	0
at Huntington	0-0	-	0	0	0/0	0.0	0	0	0	0	0

#45 Dalbert Siri - RHP

Last Game: 6/16 vs. Tol; 2.0IP, 1H, 2R, 2ER, 0BB, 3K

Last 5: 0-0, 0/0SV, 7.2IP, 6H, 4R, 4ER, 1BB, 7K

vs. LH: .286 (6x21, 1HR)	vs. RH: .250 (9x36, 2HR)
inherited runners stranded: 3 of 3 (100%)	pitch count (range, avg.): 6-42, 25.2
1st batter retired: 8 of 11 (73%)	sb-att, pickoffs: 2 of 2, 0

- did not participate in MLB spring training
- has a 8.31ERA since 5/13 (9G, 13.0IP, 12ER)

Career	W-L	ERA	G	GS	SV/O	IP	H	R	ER	BB	K
vs. Toledo	0-0	6.23	2	0	0/0	4.1	3	3	3	0	5
at Huntington	0-1	11.00	6	0	0/0	9.0	11	11	11	6	13

#43 Jordan Stephens - RHP

Last Game: 6/15 vs. Tol; 1.2IP, 1H, 0R, 0ER, 1BB, 1K

Last 5: 0-0, 1/1SV, 5.0IP, 6H, 2R, 1ER, 4BB, 5K

vs. LH: .200 (3x15, 0HR)	vs. RH: .368 (7x19, 2HR)
inherited runners stranded: 4 of 6 (67%)	pitch count (range, avg.): 8-32, 22.4
1st batter retired: 4 of 8 (50%)	sb-att, pickoffs: 1 of 2, 0

- did not participate in MLB spring training, assigned to Columbus on 5/23
- gave up a HR to first batter faced this season, 5/23 at Toledo (2HR, 5TBF)
- earned first career save on 6/3 at Indianapolis (0.1IP, BB)

Career	W-L	ERA	G	GS	SV/O	IP	H	R	ER	BB	K
vs. Toledo	2-1	3.91	6	4	0/0	25.1	25	12	11	7	28
at Huntington	1-2	6.20	7	4	0/0	24.2	23	17	17	10	26

#41 Danny Young - LHP

Last Game: 6/13 at low; 2.1IP, 0H, 0R, 0ER, 0BB, 5K

Last 5: 0-0, 0/0SV, 7.2IP, 7H, 4R, 4ER, 1BB, 12K

vs. LH: .214 (6x28, 0HR)	vs. RH: .359 (14x39, 5HR)
inherited runners stranded: 6 of 8 (75%)	pitch count (range, avg.): 9-40, 24.9
1st batter retired: 4 of 12 (33%)	sb-att, pickoffs: 0 of 0, 0

- did not participate in MLB spring training
- has a 8.10ERA since 5/12 (10G, 13.1IP, 12ER)

Career	W-L	ERA	G	GS	SV/O	IP	H	R	ER	BB	K
vs. Toledo	0-0	3.00	3	0	0/0	3.0	4	1	1	1	0
at Huntington	0-1	15.63	6	0	0/1	6.1	13	11	11	4	13



#13 Gabriel Arias - INF

Series: .429 (3x7), 1RBI **Current:** 4 (.438, 7x16)
Home Stand: .429 (3x7), 1RBI **Long:** 6 (.450, 9x20; 5/12-5/18)
Last Game: 6/16 vs. Tol (3B); 2x3, R, RBI, BB, SF, K

Highs: H- 3, 2x, 6/12 at low R- 3, 6/12 at low RBI- 3, 2x, 6/9 at low

- hit 2-run HR in first Triple-A at bat, 5/4 at Louisville, then went 2x20 with ORBI
- went 3x4 with 3RBI on 5/13 vs. Omaha, boosting avg. from .143 to .240
- reached base in each of first 12G of the season (5/4-5/18, .429OBP)
- hit .147 (10x68) with a .247OBP in 19G after on base streak (5/19-6/10)

Season Splits:		Career	G	AB	AVG	OBP	SLG	HR	RBI
vs LH	.154 (4x26, 1HR)	vs. Toledo	7	26	.269	.310	.346	0	1
vs RH	.247 (24x97, 3HR)	at Huntington	14	47	.277	.386	.404	1	6

#38 Trenton Brooks - OF

Series: .143 (1x7), 1RBI **Current:** 0
Home Stand: .143 (1x7), 1RBI **Long:** 5 (.368, 7x19; 6/8-6/12)
Last Game: 6/16 vs. Tol (1B); 0x4, R, RBI, BB, K

Highs: H- 2, 2x, 6/12 at low R- 2, 6/10 at low RBI- 5, 6/10 at low

- hit .268/.438/.507 with 4HR and 19RBI in 23G (71AB) for Akron (5/4-6/7)
- ranked 3rd in the EL in OBP (.438) and BB (20) at time of promotion
- hit .391 (9x23) with 3HR (all 3-run) with runners in scoring position
- had 17BB during 12G on base streak from 5/16-5/29 (.547OBP)
- tied career highs with 2HR (3rd time) and 5RBI (3rd time) on 6/10 at lowa

Season Splits:		Career	G	AB	AVG	OBP	SLG	HR	RBI
vs LH	.250 (2x8, 0HR)	vs. Toledo	2	7	.143	.333	.143	0	1
vs RH	.286 (6x21, 2HR)	at Huntington	2	7	.143	.333	.143	0	1

#8 Gavin Collins - C

Series: .000 (0x4) **Current:** 0
Home Stand: .000 (0x4) **Long:** 2 (.429, 3x7; 5/22-5/25)
Last Game: 6/16 vs. Tol (C); 0x4, 2K

Highs: H- 2, 2x, 5/29 vs. Nas R- 1, 3x, 6/15 vs. Tol RBI- 1, 2x, 5/29 vs. Nas

- was 2x3 with a pair of doubles and an RBI on 5/25 vs. Nashville
- started season 1x17 (5/5-5/21); batting .040 (1x25) since 5/27 (11K)

Season Splits:		Career	G	AB	AVG	OBP	SLG	HR	RBI
vs LH	.273 (3x11, 0HR)	vs. Toledo	5	12	.083	.083	.083	0	0
vs RH	.087 (4x46, 0HR)	at Huntington	7	21	.238	.304	.333	0	2

#6 Andres Gimenez - INF

Series: .444 (4x9), 2HR, 4RBI **Current:** 3 (.357, 5x14)
Home Stand: .444 (4x9), 2HR, 4RBI **Long:** 5 (.429, 9x21; 5/22-5/27)
Last Game: 6/16 vs. Tol (SS); 2x5, 2R, RBI, HR, 2K

Highs: H- 2, 8x, 6/16 vs. Tol R- 2, 6/16 vs. Tol RBI- 3, 6/15 vs. Tol

- hit .179/.226/.308 with 2HR and 5RBI in 29G (78AB) for Cleveland (4/1-5/18)
- did not have any XBH over final 12G (4x29) and was optioned on 5/18
- had 4 consecutive multi-hit games from 5/22-5/26 (8x18, 3 doubles)
- was 2x4 with a double (game-tying, 2-run in 7th), HR and 3RBI on 6/15 vs. Toledo
- HR in three straight from 6/13-6/16 (never had HR in consecutive games before)

Season Splits:		Career	G	AB	AVG	OBP	SLG	HR	RBI
vs LH	.222 (6x27, 0HR)	vs. Toledo	5	24	.333	.333	.708	2	5
vs RH	.254 (17x67, 4HR)	at Huntington	8	33	.303	.343	.576	2	5

#7 Daniel Johnson - OF

Series: .250 (2x8), 2RBI **Current:** 3 (.250, 3x12)
Home Stand: .250 (2x8), 2RBI **Long:** 6 (.222, 6x27; 5/18-5/23)
Last Game: 6/16 vs. Tol (RF); 1x4, 2RBI, 2B, BB, 2K

Highs: H- 3, 6/10 at low R- 2, 6/10 at low RBI- 2, 4x, 6/16 vs. Tol

- optioned to Columbus on 3/19, recalled on 5/1 (Franmil Reyes paternity list)
- went 0x9 with 5K in 2G for Cleveland (5/1-5/2), optioned on 5/3
- homered in three straight from 5/21-5/23 at Toledo (all solo shots)
- had 21K in 37PA over 8G from 5/22-5/30, part of 19G streak with a K (34K, 86PA)

Season Splits:		Career	G	AB	AVG	OBP	SLG	HR	RBI
vs LH	.071 (2x28, 1HR)	vs. Toledo	18	78	.282	.364	.513	4	12
vs RH	.248 (26x105, 4HR)	at Huntington	56	222	.266	.348	.432	5	29

#10 Nolan Jones - INF

Series: .000 (0x6), 1RBI **Current:** 0
Home Stand: .000 (0x6), 1RBI **Long:** 6 (.368, 7x19; 5/18-5/23)
Last Game: 6/16 vs. Tol (DH); 0x2, R, 3BB

Highs: H- 3, 6/8 at low R- 2, 2x, 6/13 at low RBI- 2, 5/28 vs. Nas

- started year 0x7 (6K) then hit go-ahead, RBI double in 9th at Louisville on 5/5
- did not have first HR until 48th AB of the season (24K, .179SLG prior)
- set career high with 2SB on 6/6 at Indianapolis (15th and 16th SB in career)
- doubled three times on 6/8 at lowa; has 11 doubles in last 21G (since 5/23)

Season Splits:		Career	G	AB	AVG	OBP	SLG	HR	RBI
vs LH	.172 (5x29, 0HR)	vs. Toledo	8	25	.280	.455	.440	1	2
vs RH	.213 (19x89, 2HR)	at Huntington	13	41	.122	.333	.195	0	4

#12 Tyler Krieger - INF

Series: .125 (1x8) at low **Current:** 0
Home Stand: ---- (0x0) **Long:** 3 (.417, 5x12; 5/7-5/13)
Last Game: 6/13 at low (2B); 0x4, K

Highs: H- 2, 3x, 5/26 vs. Nas R- 2, 5/8 at Lou RBI- 2, 5/30 vs. Nas

- hit .278/.381/.389 with 0HR and 0RBI in 16 spring games (18AB) for Cleveland
- reassigned to minor league camp on 3/31
- started season 5x12 (5/7-5/13), batting .114 (5x44) since

Season Splits:		Career	G	AB	AVG	OBP	SLG	HR	RBI
vs LH	.083 (1x12, 0HR)	vs. Toledo	2	5	.000	.000	.000	0	0
vs RH	.205 (9x44, 1HR)	at Huntington	11	37	.162	.162	.297	1	2

#36 Ryan Lavarney - C

Series: .250 (1x4) **Current:** 0
Home Stand: .250 (1x4) **Long:** 5, 2x (.438, 7x16; 5/28-6/4)
Last Game: 6/16 vs. Tol (PH); 0x1, K

Highs: H- 2, 6x, 6/1 at Ind R- 2, 3x, 6/10 at low RBI- 4, 5/14 vs. Oma

- hit .217/.296/.435 with 1HR and 4RBI in 20 spring games (23AB) for Cleveland
- reassigned to minor league camp on 3/31
- hit go-ahead grand slam in the 8th vs. Omaha on 5/14 (W, 10-7)
- HR in consecutive games 5/16 vs. Omaha (2RBI) and 5/18 at Toledo (3RBI)

Season Splits:		Career	G	AB	AVG	OBP	SLG	HR	RBI
vs LH	.167 (2x12, 1HR)	vs. Toledo	40	142	.268	.331	.408	3	12
vs RH	.273 (21x77, 6HR)	at Huntington	28	101	.248	.310	.554	9	21

#34 Angel Lopez Alvarez - C

Series: .250 (1x4), 2RBI at low **Current:** 1 (.250, 1x4)
Home Stand: ---- (0x0) **Long:** 1, 2x (.250, 1x4; 6/13-c)
Last Game: 6/13 at low (C); 1x4, 2RBI, 2B, 2K

Highs: H- 1, 2x, 6/13 at low R- RBI- 2, 6/13 at low

- did not participate in Major League spring training
- made Triple-A debut on 5/6 at Louisville (1.0IP, 1H, 1K; first career game pitched)
- had a pinch-hit double on 5/19 at Toledo (first Triple-A at bat)
- pitched again on 5/20 at Toledo (1.0IP, 1ER) and 5/27 vs. Nashville (1.0IP, 0ER)
- hit go-ahead, 2-run double in the 9th at lowa on 6/13

Season Splits:		Career	G	AB	AVG	OBP	SLG	HR	RBI
vs LH	1.000 (1x1, 0HR)	vs. Toledo	1	1	1.000	1.000	2.000	0	0
vs RH	.200 (1x5, 0HR)	at Huntington	1	1	.000	.000	.000	0	0

#24 Connor Marabell - OF

Series: .571 (4x7), 4RBI **Current:** 2 (.571, 4x7)
Home Stand: .571 (4x7), 4RBI **Long:** 5 (.526, 10x19; 6/6-6/12)
Last Game: 6/16 vs. Tol (LF); 2x4, R, 3RBI, 2B, K

Highs: H- 3, 6/8 at low R- 2, 6/9 at low RBI- 3, 3x, 6/16 vs. Tol

- hit .278/.381/.389 with 0HR and 5RBI in 22 spring games (18AB) for Cleveland
- reassigned to minor league camp on 3/31
- went 2x4 with a HR, 2RBI and a steal on 5/23 at Toledo
- went 2x3 with a an RBI (walk-off double) on 6/15 vs. Toledo

Season Splits:		Career	G	AB	AVG	OBP	SLG	HR	RBI
vs LH	.167 (3x18, 0HR)	vs. Toledo	22	73	.247	.276	.397	2	9
vs RH	.323 (21x65, 2HR)	at Huntington	39	139	.194	.248	.295	2	16

#2 Oscar Mercado - OF

Series: .375 (3x8), 1HR, 1RBI **Current:** 2 (.375, 3x8)
Home Stand: .375 (3x8), 1HR, 1RBI **Long:** 6 (.440, 11x25; 6/4-6/10)
Last Game: 6/16 vs. Tol (CF); 2x4, 3R, RBI, HR, 2B, BB, K

Highs: H- 3, 6/4 at Ind R- 3, 6/16 vs. Tol RBI- 4, 6/9 at low

- hit .150/.244/.200 through first 20G (80AB, 5 doubles, 0HR)
- was 3x4 with a double and a HR in G2 on 6/4 vs. Indianapolis
- had an RBI in six straight from 6/4-6/10 (10RBI), including 4RBI on 6/9 at lowa
- has a double in each game with a HR (6/1, 6/4, 6/9, 6/16)
- in Triple-A, has successfully stolen 14 bases in a row (since 4/30/19 at Indy)

Season Splits:		Career	G	AB	AVG	OBP	SLG	HR	RBI
vs LH	.207 (6x29, 0HR)	vs. Toledo	22	86	.291	.384	.419	1	7
vs RH	.232 (26x112, 4HR)	at Huntington	48	170	.247	.347	.406	5	13

#29 Owen Miller - INF

Series: .222 (2x9) **Current:** 1 (.400, 2x5)
Home Stand: .222 (2x9) **Long:** 5 (.524, 11x21; 5/13-5/18)
Last Game: 6/16 vs. Tol (2B); 2x5, R, K

Highs: H- 3, 5x, 5/14 vs. Oma R- 2, 4x, 5/20 at Tol RBI- 3, 5/8 at Lou

- provided decisive runs with go-ahead, 3-run double in 7th on 5/9 at Louisville
- hit .406/.457/.609 with 2HR and 9RBI in 16G (64AB) for Columbus (5/4-5/22)
- had contract purchased by Cleveland on 5/23 (3rd in IL in hitting at the time)
- hit .190/.146/.130 with 0HR and 1RBI in 15G (46AB) for Cleveland (5/23-6/14)
- made ML debut on 5/23 vs. Minnesota (0x5, 3K), first hit on 5/24 at Detroit
- had 23K in 48PA with Cleveland (14K in 70PA in first stint with Columbus)

Season Splits:		Career	G	AB	AVG	OBP	SLG	HR	RBI
vs LH	.364 (4x11, 0HR)	vs. Toledo	7	29	.241	.313	.379	1	2
vs RH	.387 (24x62, 2HR)	at Huntington	8	33	.424	.441	.636	1	3



Situational Hitting, Starting Lineups, Miscellaneous Stats

Thursday, June 17

PLAYER	As Leadoff				Runners On				Bases Loaded				Scoring Position				7th Inning On					
	AB	AVG	OBP	HR	AB	AVG	HR	RBI	AB	AVG	HR	RBI	AB	AVG	HR	RBI	AB	AVG	OBP	R	HR	RBI
Arias	29	.276	.400	1	52	.212	2	11	2	.500	0	2	33	.152	1	8	39	.128	.205	4	0	2
Brooks	5	.600	.600	0	16	.250	2	9	2	.000	0	2	13	.154	1	7	8	.000	.100	1	0	2
Collins	13	.154	.214	0	30	.100	0	2	1	.000	0	0	23	.087	0	1	23	.087	.192	3	0	1
Gimenez	26	.154	.185	0	31	.258	0	5	2	.500	0	1	17	.235	0	4	28	.286	.375	3	1	5
Johnson	34	.176	.176	0	56	.250	2	11	4	.250	0	2	37	.243	2	10	40	.250	.333	7	3	8
Jones	30	.267	.371	1	50	.160	0	9	3	.333	0	3	23	.174	0	9	38	.342	.479	10	1	3
Krieger	7	.143	.250	0	27	.111	1	2	3	.000	0	0	19	.053	0	0	21	.095	.174	1	0	0
Lavarney	14	.286	.375	2	47	.234	4	17	7	.286	1	5	37	.243	4	17	33	.303	.361	6	4	11
Lopez Alvarez	1	1.000	1.000	0	4	.250	0	2	2	.500	0	2	2	.500	0	2	4	.500	.500	0	0	2
Marabell	21	.286	.375	0	47	.340	2	17	5	.200	0	5	33	.364	2	17	32	.313	.389	6	1	5
Mercado	43	.256	.360	2	51	.255	1	14	6	.167	0	2	32	.281	1	13	48	.292	.382	8	1	3
Miller	13	.538	.647	0	31	.355	0	7	4	.250	0	3	20	.200	0	6	22	.318	.375	3	1	6
Team Total	294	.255	.330	9	546	.231	17	133	44	.227	1	32	351	.214	13	119	402	.246	.337	59	13	54

Starts by Position										Starts by Batting Order								
PLAYER	C	1B	2B	3B	SS	LF	CF	RF	DH	1st	2nd	3rd	4th	5th	6th	7th	8th	9th
Arias			8	6	18				3			2		24	1	8		
Brooks		7							1						1	4	3	
Collins	16															1	11	4
Gimenez			7		14				2	1	22							
Johnson							11	19	3	5	7	10	11					
Jones		1		24				7	4		1			1	24	10		
Krieger			10						3							3	3	7
Lavarney	20								4					1		7	15	1
Lopez Alvarez	1																	1
Marabell		4			15			1	4								3	21
Mercado					12	20	3	1		20	4	5		2		4	1	
Miller		2	6	2	4	1			3			10		8				

Home Runs							Multi-Hit Games					Multi-RBI Games				
PLAYER	1R	2R	3R	GS	Last	Record	2H	3H	4H	5+H	Total	2BI	3BI	4BI	5+BI	Total
Arias	2	1	1		6/12 at Iowa (s)	4-0	3	2			5	1	2			3
* Brooks		2			6/10 at Iowa (2)	1-0	2				2	1			1	2
Collins							2				2					0
Gimenez	4				6/16 vs. Toledo (s)		8				8		1			1
Johnson	3	2			6/10 at Iowa (2)	3-2	4	1			5	4				4
Jones	2				6/13 at Iowa (s)	1-1	4	1			5	1				1
Krieger		1			5/30 vs. Nashville (2)	0-1	3				3	1				1
Lavarney	3	1	2	1	6/1 at Indianapolis (s)	4-3	6				6	1	2	1		4
Lopez Alvarez											0	1				1
Marabell		1	1		6/12 at Iowa (3)	1-1	6	1			7	2	3			5
Mercado	3		1		6/16 vs. Toledo (s)	1-3	9	1			10	3		1		4
Miller	2				5/20 at Toledo (s)	1-1	5	5			10	1	1			2
Team Total	26	9	7	1	Gimenez, 6/16 vs. Tol	11-11	65	14	0	0	79	20	11	3	1	35

*- # of 2HR games

Current Streaks							
Hitting			On Base			Errorless	
PLAYER	Games	Started	Games	Started	Games	Last Error	
Arias	4 (.438, 7x16)	6/12 at low	4 (.444OBP)	6/12 at low	7	6/5 at Ind	
Brooks	0	-	8 (.353OBP)	6/8 at low	7	None	
Collins	0	-	0	-	11	5/22 at Tol	
Gimenez	3 (.357, 5x14)	6/13 at low	4 (.316OBP)	6/12 at low	6	6/8 at low	
Johnson	3 (.250, 3x12)	6/13 at low	3 (.308OBP)	6/13 at low	30	None	
Jones	0	-	1 (.600OBP)	6/16 vs. Tol	3	6/11 at low	
Krieger	0	-	0	-	3	6/4 at Ind	
Lavarney	0	-	0	-	21	None	
Lopez Alvarez	1 (.250, 1x4)	6/13 at low	1 (.250OBP)	6/13 at low	3	None	
Marabell	2 (.571, 4x7)	6/15 vs. Tol	9 (.571OBP)	6/5 at Ind	16	5/20 at Tol	
Mercado	2 (.375, 3x8)	6/15 vs. Tol	4 (.368OBP)	6/12 at low	1	6/15 vs. Tol	
Miller	1 (.400, 2x5)	6/16 vs. Tol	1 (.400OBP)	6/16 vs. Tol	0	6/16 vs. Tol	

Season High Streaks		
Hitting		
Clement	7	5/6-5/27
On Base		
Jones	15	5/13-5/30
Mercado	14	5/26-6/10
Zimmer	13	5/12-
Johnson	13	5/8-5/23
Errorless		
Mercado	33	5/4-6/14
Johnson	30	5/4-

Base Stealing									
PLAYER	2B	Att	3B	Att	H	Att	%	R	PO
Arias	0	1				0	1	0%	0
Brooks									
Collins									
Gimenez	0	1				0	1	0%	0
Johnson	3	4				3	4	75%	2
Jones	2	2	1	1		3	3	100%	1
Krieger			0	1		0	1	0%	0
Lavarney									
Lopez Alvarez									
Marabell	2	4				2	4	50%	0
Mercado	8	8				8	8	100%	3
Miller									
Team Total	22	29	1	2		23	31	74%	9



Highs and Lows, Record Breakdown

Thursday, June 17

Clippers Individual Batting

Most hits, game:	3, 14x, Arias, 6/12 at Iowa
Most runs, game:	3, 2x, Mercado, 6/16 vs. Toledo
Most doubles, game:	3, Jones, 6/8 at Iowa
Most triples, game:	1, 5x, Arias, 6/15 vs. Toledo
Most home runs, game:	2, 2x, Brooks, 6/10 at Iowa
Most RBI, game:	5, Brooks, 6/10 at Iowa
Most stolen bases, game:	2, 2x, Mercado, 6/12 at Iowa
Most walks, game:	3, 2x, Jones, 6/16 vs. Toledo
Most total bases, game:	9, Bradley, 5/22 at Toledo
Longest hitting streak:	7, Clement, 5/4-5/27
Longest on base streak:	15, Jones, 5/13-5/30

Clippers Team Batting

Most runs, game:	10, 3x, 6/16 vs. Toledo
Most runs, inning:	9, 5/28 vs. Nashville
Most hits, game:	12, 5x, 6/9 at Iowa
Most hits, inning:	6, 2x, 6/9 at Iowa
Most doubles, game:	6, 6/8 at Iowa
Most triples, game:	1, 5x, 6/15 vs. Toledo
Most home runs, game:	5, 5/14 vs. Omaha
Most extra base hits, game:	7, 5/14 vs. Omaha
Most total bases, game:	28, 5/14 vs. Omaha
Most stolen bases, game:	3, 6/6 at Indianapolis
Most walks, game:	8, 2x, 5/8 at Louisville
Most strikeouts, game:	15, 6/1 at Indianapolis
Most runners LOB, game:	12, 2x, 5/13 vs. Omaha
Fewest hits, game:	3, 5/6 at Louisville

Clippers Individual Pitching

Most innings pitched, starter:	7.0, 2x, McCarty, 6/3 at Indianapolis
Fewest innings pitched, starter:	1.1, 4x, Moss, 5/30 vs. Nashville
Most innings pitched, reliever:	4.2, Tully, 6/5 at Indianapolis
Most strikeouts, starter:	7, 3x, Herget, 6/10 at Iowa
Most strikeouts, reliever:	6, Dowdy, 5/27 vs. Nashville
Longest winning streak:	5, McCarty, 5/4-
Longest losing streak:	3, Moss, 5/20-
Most consecutive scoreless IP, starter:	10.0, McCarty, 5/4-5/16
Most consecutive scoreless IP, reliever:	11.0, Parker, 5/4-
Most runs allowed:	8, 3x, Herget, 6/16 vs. Toledo
Most hits allowed:	11, Allen, 5/19 at Toledo
Most walks allowed:	4, 5x, Alvarez, 6/4 at Indianapolis (g1)
Most home runs allowed, game:	4, 2x, Herget, 6/16 vs. Toledo

Clippers Team Pitching

Most strikeouts, game:	14, 3x, 6/16 vs. Toledo
Most walks, game:	10, 2x, 5/27 vs. Nashville
Fewest walks, game:	0, 5/11 vs. Omaha
Most runs allowed, game:	14, 6/16 vs. Toledo
Most runs allowed, inning:	9, 5/23 at Toledo
Most hits allowed, game:	15, 6/10 at Iowa
Most hits allowed, inning:	6, 2x, 5/23 at Toledo
Fewest hits allowed, game:	3, 5/7 at Louisville
Most home runs allowed, game:	6, 5/28 vs. Nashville

Miscellaneous

Longest winning streak:	4, 6/6-6/10
Longest losing streak:	8, 5/23-6/1
Longest game, time:	3:40, 5/8 at Louisville
Longest game, innings:	9, 34x, 6/16 vs. Toledo
Shortest game, time (9 inn.):	2:25, 5/11 vs. Omaha
Shortest game, time (7 inn.):	2:12, 6/4 at Indianapolis (g2)
Largest home crowd:	9,282, 6/15 vs. Toledo
Smallest home crowd:	2,117, 5/12 vs. Omaha
Largest winning margin:	10, 5/7 at Louisville
Largest losing margin:	11, 5/27 vs. Nashville
Largest comeback:	4, 5/14 vs. Omaha
Largest lead lost:	4, 2x, 5/23 at Toledo
Most double plays turned:	5, 5/15 vs. Omaha
Most double plays hit into:	2, 2x, 6/3 at Indianapolis
Most errors:	3, 5/28 vs. Nashville

	<u>Leading</u>	<u>Tied</u>	<u>Trailing</u>
After 6 innings:	11 - 2	3 - 5	2 - 14
After 7 innings:	12 - 1	3 - 3	1 - 17
After 8 innings:	13 - 1	3 - 1	0 - 17

1-run games:	3 - 4	3-run games:	6 - 1
2-run games:	3 - 3	Extra Innings:	0 - 0

Day games: 2 - 5 Night games: 14 - 16 DH: 0 - 2

Clippers score first:	5 - 4	Out-hitting opponents:	11 - 4
Opponent scores first:	3 - 10	Hits even:	0 - 1
Shutouts:	2 - 1	Out-hit by opponents:	5 - 16

Score at least 4 runs:	13 - 7	Commit an error:	5 - 13
Score less than 4 runs:	3 - 14	Commit no errors:	11 - 8

Last at bat wins:	4	Come from behind wins:	7
Walkoff record:	1 - 1	Losses after leading:	8

	<u>Series W-L-T</u>	<u>Series Sweeps</u>
Home	0 - 2 - 0	0 - 1
Road	2 - 2 - 0	0 - 0
Overall	2 - 4 - 0	0 - 1

Record by Day

<u>Day</u>	<u>Home</u>	<u>Road</u>	<u>Total</u>
Sunday	0 - 2	2 - 1	2 - 3
Monday	0 - 0	0 - 0	0 - 0
Tuesday	2 - 1	3 - 1	5 - 2
Wednesday	0 - 3	2 - 1	2 - 4
Thursday	0 - 2	2 - 2	2 - 4
Friday	1 - 1	1 - 4	2 - 5
Saturday	0 - 2	3 - 1	3 - 3

Record by Month




<u>Month</u>	<u>Home</u>	<u>Road</u>	<u>Total</u>
April	0 - 0	0 - 0	0 - 0
May	2 - 10	6 - 5	8 - 15
June	1 - 1	7 - 5	8 - 6
July	0 - 0	0 - 0	0 - 0
August	0 - 0	0 - 0	0 - 0
September	0 - 0	0 - 0	0 - 0
Total	3 - 11	13 - 10	16 - 21

Clippers vs. the International League

<u>West</u>	<u>Home</u>	<u>Road</u>	<u>Total</u>
Indianapolis	0 - 0	2 - 4	2 - 4
Iowa	0 - 0	5 - 1	5 - 1
Louisville	0 - 0	4 - 1	4 - 1
Omaha	2 - 4	0 - 0	2 - 4
St. Paul	0 - 0	0 - 0	0 - 0
Toledo	1 - 1	2 - 4	3 - 5
Total	3 - 5	13 - 10	16 - 15

<u>South</u>	<u>Home</u>	<u>Road</u>	<u>Total</u>
Charlotte	0 - 0	0 - 0	0 - 0
Durham	0 - 0	0 - 0	0 - 0
Gwinnett	0 - 0	0 - 0	0 - 0
Jacksonville	0 - 0	0 - 0	0 - 0
Memphis	0 - 0	0 - 0	0 - 0
Nashville	0 - 6	0 - 0	0 - 6
Norfolk	0 - 0	0 - 0	0 - 0
Total	0 - 6	0 - 0	0 - 6

<u>Runs by Inn.</u>	<u>1</u>	<u>2</u>	<u>3</u>	<u>4</u>	<u>5</u>	<u>6</u>	<u>7</u>	<u>8</u>	<u>9</u>	<u>10+</u>	<u>Total</u>
Clippers	12	21	23	21	21	13	25	20	14	0	170
Opponents	19	26	28	38	18	32	23	15	13	0	212

	 <u>Opp</u>	 <u>Opp</u>	 <u>Opp</u>		
0-run inn.:	241 219	3-run inn.:	8 14	6-run inn.:	2 1
1-run inn.:	48 40	4-run inn.:	6 8	7-run inn.:	1 1
2-run inn.:	18 33	5-run inn.:	2 2	8+ run inn.:	1 1



2021 Day by Day

Thursday, June 17

Date	Opp	Result	Time Delay	Rec.	Pos.	GA/B	Att.
5/4	Lou	W, 6-3	3:01	1-0	T1st	-	2,808
5/5	Lou	W, 2-1	3:01	2-0	T1st	-	1,778
5/6	Lou	L, 9-0	2:40 :50	2-1	T2nd	-0.5	1,841
5/7	Lou	W, 10-0	3:16	3-1	T1st	-	2,428
5/8	Lou	W, 6-3	3:40	4-1	1st	+0.5	2,582
5/9	Lou	Cancelled, Rain					
5/10	OFF DAY						
5/11	Oma	W, 2-0	2:25	5-1	1st	+1.0	2,512
5/12	Oma	L, 5-4	3:23	5-2	1st	+0.5	2,117
5/13	Oma	L, 8-6	3:38	5-3	2nd	-0.5	2,512
5/14	Oma	W, 10-7	3:10	6-3	1st	+0.5	3,714
5/15	Oma	L, 4-2	3:09	6-4	2nd	-0.5	4,066
5/16	Oma	L, 8-3	3:04	6-5	3rd	-1.5	3,747
5/17	OFF DAY						
5/18	Tol	W, 6-1	2:58	7-5	3rd	-1.0	2,493
5/19	Tol	L, 8-2	2:41	7-6	4th	-1.5	2,157
5/20	Tol	L, 9-5	3:03	7-7	4th	-2.0	2,519
5/21	Tol	L, 3-2	2:45	7-8	4th	-3.0	3,434
5/22	Tol	W, 5-3	2:35	8-8	4th	-3.0	4,221
5/23	Tol	L, 12-5	3:03	8-9	4th	-3.0	3,509
5/24	OFF DAY						
5/25	Nas	L, 8-2	2:52	8-10	T4th	-3.0	2,842
5/26	Nas	L, 6-5	2:54	8-11	6th	-4.0	3,051
5/27	Nas	L, 11-0	3:11	8-12	6th	-5.0	3,553
5/28	Nas	L, 13-9	3:19	8-13	6th	-6.0	3,406
5/29	Nas	L, 8-3	3:14	8-14	6th	-7.0	3,817
5/30	Nas	L, 9-3	3:18	8-15	6th	-8.0	4,537
5/31	OFF DAY						
6/1	Ind	L, 5-3	2:53	8-16	6th	-9.0	2,604
6/2	Ind	PPD., Rescheduled as a DH on 6/4					
6/3	Ind	W, 3-2	2:43	9-16	T6th	-8.5	2,794
6/4	Ind	L, 10-3 (7)	2:26	9-17	T6th	-9.0	-
6/4	Ind	L, 5-2 (7)	2:12	9-18	T6th	-10.0	5,207
6/5	Ind	L, 3-2	2:39	9-19	7th	-11.0	4,723
6/6	Ind	W, 4-1 (8)	2:50 :42	10-19	7th	-11.0	4,292
6/7	OFF DAY						
6/8	low	W, 8-5	3:08	11-19	6th	-10.0	4,086
6/9	low	W, 8-4	2:55	12-19	T5th	-10.0	4,020
6/10	low	W, 9-7	3:21	13-19	5th	-10.0	3,838
6/11	low	L, 9-2	3:10	13-20	5th	-11.0	8,220
6/12	low	W, 7-1	2:55	14-20	5th	-10.0	6,960
6/13	low	W, 6-3	3:03	15-20	5th	-10.0	5,624
6/14	OFF DAY						
6/15	Tol	W, 5-4	2:45	16-20	5th	-10.0	9,282
6/16	Tol	L, 14-10	3:36	16-21	5th	-10.0	5,774
6/17	Tol	7:05					
6/18	Tol	7:05					
6/19	Tol	7:05					
6/20	Tol	2:05					
6/21	OFF DAY						
6/22	Stp	7:05					
6/23	Stp	7:05					
6/24	Stp	7:05					
6/25	Stp	7:05					
6/26	Stp	7:05					
6/27	Stp	2:05					
6/28	OFF DAY						
6/29	Tol	7:05					
6/30	Tol	7:05					
7/1	Tol	7:05					
7/2	Tol	7:05					
7/3	Tol	7:05					
7/4	Tol	7:05					
7/5	OFF DAY						
7/6	Ind	7:05					
7/7	Ind	7:05					
7/8	Ind	7:05					
7/9	Ind	7:05					
7/10	Ind	7:05					
7/11	Ind	2:05					

Date	Opp	Result	Time Delay	Rec.	Pos.	GA/B	Att.
7/12	OFF DAY						
7/13	Stp	8:05					
7/14	Stp	8:05					
7/15	Stp	8:05					
7/16	Stp	8:05					
7/17	Stp	8:05					
7/18	Stp	3:05					
7/19	OFF DAY						
7/20	low	7:05					
7/21	low	7:05					
7/22	low	12:05					
7/23	low	7:05					
7/24	low	7:05					
7/25	low	4:05					
7/26	OFF DAY						
7/27	Nas	8:05					
7/28	Nas	8:05					
7/29	Nas	8:05					
7/30	Nas	8:05					
7/31	Nas	8:05					
8/1	Nas	7:15					
8/2	OFF DAY						
8/3	Oma	7:05					
8/4	Oma	7:05					
8/5	Oma	7:05					
8/6	Oma	7:05					
8/7	Oma	7:05					
8/8	Oma	4:05					
8/9	OFF DAY						
8/10	Tol	7:05					
8/11	Tol	12:05					
8/12	Tol	7:05					
8/13	Tol	7:05					
8/14	Tol	7:05					
8/15	Tol	4:05					
8/16	OFF DAY						
8/17	Oma	8:05					
8/18	Oma	8:05					
8/19	Oma	8:05					
8/20	Oma	8:05					
8/21	Oma	8:05					
8/22	Oma	6:05					
8/23	OFF DAY						
8/24	Mem	8:10					
8/25	Mem	8:10					
8/26	Mem	8:10					
8/27	Mem	8:10					
8/28	Mem	7:35					
8/29	Mem	3:05					
8/30	OFF DAY						
8/31	Stp	6:15					
9/1	Stp	6:15					
9/2	Stp	12:05					
9/3	Stp	7:05					
9/4	Stp	7:05					
9/5	Stp	4:05					
9/6	OFF DAY						
9/7	Gwn	6:15					
9/8	Gwn	6:15					
9/9	Gwn	6:15					
9/10	Gwn	7:05					
9/11	Gwn	7:05					
9/12	Gwn	4:05					
9/13	OFF DAY						
9/14	Tol	6:35					
9/15	Tol	6:35					
9/16	Tol	6:35					
9/17	Tol	7:05					
9/18	Tol	7:05					
9/19	Tol	2:05					



Transactions

Thursday, June 17

#	Transaction	#	Transaction	#	Transaction
1	5/5- OF Ben Gamel to waivers (dfa) [27]				
2	5/5- C Rene Rivera to CLE (pur) [26]				
3	5/6- C Angel Lopez Alvarez from LYN [27]				
4	5/7- RHP Justin Garza from AKR [28]				
5	5/15- RHP Matt Koch from AZL [29]				
6	5/18- RHP Jean Carlos Mejia to CLE (rec) [28]				
7	5/21- INF Andres Gimenez from CLE (opt) [29]				
8	5/22- LHP Kyle Nelson to CLE (rec) [28]				
9	5/23- INF Owen Miller to CLE (pur) [27]				
10	5/23- LHP Zach Draper from AZL [28]				
11	5/23- RHP Jordan Stephens from AZL [29]				
12	5/24- RHP Triston McKenzie from CLE (opt) [30]				
13	5/25- RHP Kevin Herget signed [31]				
14	5/25- LHP Tanner Tully from AKR [32]				
15	5/26- RHP Triston McKenzie to CLE (rec) [31]				
16	5/27- OF Bradley Zimmer to CLE (rec) [30]				
17	5/27- LHP Anthony Gose to the TI List [29]				
18	5/28- RHP DJ Johnson to the TI List [28]				
19	5/28- RHP Eli Morgan to CLE (rec) [27]				
20	5/29- RHP Nathan Ocker from LC [28]				
21	5/30- INF Ernie Clement to CLE (rec) [27]				
22	5/30- RHP Nathan Ocker to LC [26]				
23	5/30- RHP Heath Fillmyer signed [27]				
24	5/30- RHP Triston McKenzie from CLE (opt) [28]				
25	5/31- INF Ernie Clement from CLE (opt) [29]				
26	5/31- RHP Triston McKenzie to CLE (rec) [28]				
27	6/1- RHP Triston McKenzie from CLE (opt) [29]				
28	6/5- INF Bobby Bradley to CLE (rec) [28]				
29	6/5- RHP Blake Parker to CLE (pur) [27]				
30	6/7- RHP Eli Morgan from CLE (opt) [28]				
31	6/8- RHP Manuel Alvarez to AKR [27]				
32	6/8- LHP Tanner Tully to AKR [26]				
33	6/8- OF Trenton Brooks from AKR [27]				
34	6/10- LHP Zach Draper to AKR [26]				
35	6/10- LHP Anthony Gose from the TI List [27]				
36	6/10- RHP DJ Johnson from the TI List [28]				
37	6/11- OF Jordan Luplow from CLE (mlr) [28+1]				
38	6/12- RHP Triston McKenzie to CLE (rec) [27+1]				
39	6/12- LHP Kyle Nelson from CLE (opt) [28+1]				
40	6/13- RHP Triston McKenzie from CLE (opt) [29+1]				
41	6/13- INF Ernie Clement to CLE (rec) [28+1]				
42	6/14- LHP Kyle Nelson to CLE (rec) [27+1]				
43	6/14- OF Jordan Luplow to CLE (mlr) [27]				
44	6/15- RHP Eli Morgan to CLE (rec) [26]				
45	6/15- INF Owen Miller from CLE (opt) [27]				
46	6/16- LHP Ben Krauth from AZL [28]				
47	6/17- C Ryan Lavanway to CLE (pur) [27]				