



**SOD
POODLES
BASEBALL
CLUB**

NEWS & NOTES

HODGETOWN

715 S. BUCHANAN ST

AMARILLO, TEXAS 79101

806-803-7762

TWITTER: @SODPOODLES

Sod Poodles Media Relations Department: Director, Cory Hilborne - CoryH@SodPoodles.com, 806-803-9614

Midland RockHounds (60-61, 28-24)

RHP Jack Perkins (0-0, 6.81 ERA)

VS.

Amarillo Sod Poodles (65-56, 31-21)

RHP Luke Albright (8-5, 5.53 ERA)

Wednesday, August 30, 2023 • 6:35 PM CT • HODGETOWN • Radio: KVWE-102.9 FM • Game 122 • Home Game 59

UPCOMING GAMES

DAY	DATE	OPPONENT	PROBABLE PITCHERS	TIME (CT)	RADIO
Thurs	Aug 31	vs MID	LHP Brady Basso (1-0, 1.13 ERA) vs. RHP Dylan Ray (Double-A Debut)	6:35 PM	KVWE-102.9 FM
Fri	Sept 1	vs MID	RHP Blake Beers (3-8, 7.48 ERA) vs. RHP Jamison Hill (6-6, 4.84 ERA)	7:05 PM	KVWE-102.9 FM
Sat	Sept 2	vs MID	RHP Joelvis Del Rosario (1-1, 6.75 ERA) vs. LHP Yu-Min Lin (3-2, 5.19 ERA)	7:05 PM	KVWE-102.9 FM

MID SEASON RESULTS

Date	Site	Result
5/9	vs. MID	L, 11-9
5/10	vs. MID	W, 6-3
5/11	vs. MID	L, 10-6
5/12	vs. MID	L, 6-1
5/14 (1)	vs. MID	W, 10-1 (7)
5/14 (2)	vs. MID	L, 13-1 (7)
6/6	@ MID	W, 5-4
6/7	@ MID	W, 4-0
6/8	@ MID	W, 12-3
6/9	@ MID	W, 7-5
6/10	@ MID	W, 13-10
6/11	@ MID	W, 4-1
7/25	@ MID	L, 7-5
7/26	@ MID	W, 9-1
7/27	@ MID	L, 4-1
7/28	@ MID	L, 10-9
7/29	@ MID	W, 7-3
7/30	@ MID	W, 6-2
8/29	vs. MID	W, 7-6
8/30	vs. MID	
8/31	vs. MID	
9/1	vs. MID	
9/2	vs. MID	
9/3	vs. MID	

MIDLAND SERIES CAPSULE

2023 at Home: 3-4
2023 on Road: 9-3
All-Time at Home: 27-23
All-Time on Road: 30-20
All-Time Totals: 57-43

STREAKS

Last 5 Games: 3-2
Last 10 Games: 5-5
Longest 2023 Winning Streak: 7
Longest 2023 Losing Streak: 4 (2x)
All-Time W/L: 263-251

LEAGUE STANDINGS

TEXAS LEAGUE 2ND HALF

North (W-L-PCT-GB)		
WICHITA	30-22	.577
SPRINGFIELD	26-26	.500
NW ARKANSAS	25-26	.490
TULSA	21-31	.404
ARKANSAS	20-31	.392

South (W-L-PCT-GB)		
AMARILLO	31-21	.596
FRISCO	28-24	.538
MIDLAND	28-24	.538
CORPUS CHRISTI	25-27	.481
SAN ANTONIO	25-27	.481

OVERALL

North (W-L-PCT-GB)		
*ARKANSAS	65-85	.432
TULSA	62-89	.412
SPRINGFIELD	60-61	.496
WICHITA	58-62	.483
NW ARKANSAS	54-66	.450

South (W-L-PCT-GB)		
AMARILLO	65-56	.537
*SAN ANTONIO	62-59	.512
MIDLAND	60-61	.496
FRISCO	59-61	.492
CORPUS CHRISTI	58-63	.479

* Clinched 1st half

TEAM LEADERS

AVERAGE: .266 - Roberts
HITS: 104 - Vukovich
2B: 20 - Roberts
TRIPLES: 8 - Roberts
HOME RUNS: 21 - Vukovich
RBI: 87 - Vukovich
OPS: .894 - Roberts
SB: 18 - Castillo
SO (P): 134 - Albright
SAVES: 5 - Montes De Oca
ERA: 4.06 - Grammes
WINS: 8 - Albright

ATTENDANCE

Last: 4,110
Total: 299,321
Average: 5,442
No. of Sellouts: 22

OIL PAN CUP UPDATE:



Vince Carter said it best: "It's Over."

With the dramatic walk off win last night, Amarillo at worst could finish the year against Midland with a record of 12-12, keeping the Oil Pan Cup in the Panhandle for another year. The Sod Poodles have now held the cup three out of the four seasons the two teams have played the season-long rivalry. Amarillo owns an all-time record of 57-43 against the RockHounds in the regular season and are 27-23 at HODGETOWN. **Six of Amarillo's 23 total walk off wins in franchise-history have now come against Midland. It was the second walk off home run against the RockHounds and the first since Brad Zunica's 2-run home run on May 24, 2019.**

WALK-OFF WINNER: A.J. Vukovich played the part of the Sod Poodles hero on Tuesday night, hitting a walk-off solo home run in the bottom of the ninth with one out. It capped a 2-for-4 night at the plate for the D-backs' no. 10-rated prospect that included two runs, a walk, and of course, the game-winning RBI. It was the second walk-off home run for Amarillo this season, with both coming in the month of August. Seth Beer hit a walk-off home run to beat the Corpus Christi Hooks on August 5th. It is the eighth walk off home run in Sod Poodles' history and the 23rd overall walk-off win since the start of the inaugural season. **The game-winning RBI gave Vukovich 87 on the season, now just seven away from breaking the single-season RBI record by an Amarillo Sod Poodle.**

THE BEER HITS DIFFERENT IN AUGUST: Seth Beer turned in a multi-hit effort, his 22nd of the season 10th over his last 21 games played in August. During the month, the lefty bat is hitting .305 (25-for-82) with six doubles, two home runs, 10 RBI, and is SLG .438, with three extra-base hits in his last five games. Beer carried over an 8-for-19 week in San Antonio by starting this series against Midland 2-for-4 with a double, two RBI, and two runs scored.

PUTS THE W IN WILL: Left-hander Will Mabrey earned the win on Tuesday after spinning 1.2 hitless innings over the tail end of the eighth and the ninth inning. He faced just four batters and struck out two of them after getting the first man he faced out of the bullpen to roll into an inning-ending double play in the eighth. Mabrey improved to 3-0 on the season and lowered his ERA in Double-A to 3.48 through his first 13 games with the Sod Poodles. He has now allowed one or fewer runs in 11-of-13 appearances and never allowed more than two runs across his 20.2 IP since a promotion from High-A Hillsboro on July 13th. Mabrey entered the game on Tuesday holding opponents to a 0.83 BAA with runners in scoring position, allowing just two hits in 28 plate appearances in high-leverage situations.

WIFF RASHI: Taylor Rashi worked a total of an inning on Tuesday night without allowing a hit and striking out three of the four batters he faced for the game. Rashi has appeared in four games for Amarillo and is 1-0 with a 1.80 ERA through five innings pitched. After allowing a run on two hits in his Amarillo debut, the right-hander has worked four consecutive scoreless innings, allowing just one hit with seven strikeouts and one walk issued.

DOUBLE THE DE LOS: Another day, another Deyvison De Los Santos multi-hit game. The D-backs' no. 5-rated prospect has 29 multi-hit efforts on the season with 14 of them coming in his last 35 games played since July 14th. Post-All-Star Break, De Los Santos is hitting .313 (45-for-144) with nine doubles, eight home runs, a triple, 25 RBI, and 30 runs scored. He has hits in 30 of those 35 games since returning to the active roster with his 18 XBH during the span tied for the fourth-most in the Texas League along with Ivan Melendez and Caleb Roberts. His eight home runs are T-5th, he is 5th in total bases (80), T-5th in runs scored, 7th in hits, and 8th in SLG (.556) over his last 35 games.

PETER PITCHER: Peter Solomon had his full pitch mix working early Tuesday, making just his third start at HODGETOWN. In his last go in front of the home fans, he matched his career-high with 11 strikeouts and set the bar for an Amarillo pitcher in 2023 along the way. Against Midland on Tuesday night, he fanned 10 over his first five innings, giving him yet another double-digit strikeout performance this season. He is the only Amarillo pitcher this season with more than one 10+ strikeout game, as Luke Albright is the only other pitcher to eclipse double-digit strikeouts in a game in 2023. **Solomon is also one of just five pitchers in the Texas League with multiple 10+ strikeout games this season and one of just two who did so over a three-game stretch.** Blayne Enlow is the only other, doing so for Wichita on May 18th against Arkansas and then two starts later on May 30th against Tulsa.

BOMBS AWAY: Amarillo has hit 40 home runs in 24 games during the month of August, the second-most HR in any single month this season. Amarillo tied the franchise high with 43 home runs last month. The 169 home runs hit this season are the second-most among all Double-A clubs (10 behind Somers) and are the tied for the 14th most in the minors this year. The Sod Poodles set a franchise-high with 179 homers on the year a season ago - now just 10 shy of tying that record with 17 games to play in the 2023 regular season.

SOD POODLES BREAKDOWN

At Home: 33-25
On the Road: 32-31
Day Games: 8-7
Night Games: 56-49
vs. RHP: 55-47
vs. LHP: 10-9
First Half: 34-35
Second Half: 31-21
April: 11-10
May: 10-16
June: 15-10
July: 15-9
August: 14-11
September: 0-0
Monday: 2-0
Tuesday: 8-11
Wednesday: 12-7
Thursday: 9-10
Friday: 6-13
Saturday: 16-6
Sunday: 12-9

Scoring First: 37-26
Opponent Scoring First: 28-30
Extra Innings: 2-5
Doubleheaders: 6-2
Commit An Error: 36-33
Commit No Errors: 29-23
Walk-Off Wins: 5
Walk-Off Losses: 5

vs. North 1st Half: 7-5
vs. South 1st Half: 27-30
vs. North 2nd Half: 20-10
vs. South 2nd Half: 11-11

Scoring 4+ Runs: 56-37
Opp. Scoring 4+ Runs: 31-54
Scoring 3 Or Fewer Runs: 9-19
Opp. Scoring 3 Or Fewer Runs: 34-22
Out-Hit Opponent/Tie: 53-22
Out-Hit By Opponent: 12-34
Lead After 6: 46-13
Trail After 6: 11-41
Tied After 6: 8-2
Lead After 7: 51-7
Trail After 7: 6-44
Tied After 7: 7-5
Lead After 8: 53-2
Trail After 8: 1-48
Tied After 8: 5-6

Series (W-L-T): 8-6-7

Game 1: 9-13
Game 2: 14-6
Game 3: 10-10
Game 4: 8-11
Game 5: 14-5
Game 6: 10-9
Series Sweeps: 1
Series Been Swept: 0

STARTING PITCHER



#30 LUKE ALBRIGHT - RHP

HEIGHT: 6'4" WEIGHT: 215 B/T: R/R AGE: 23 (12/13/1999 in Fishers, IN)
 24 G 8-5 134/69 K/BB 5.53 ERA

- LAST WIN:** 8/24/23 @ SA **LONGEST 2023 OUTING:** 6.0 IP (5x, Last: 7/26 @ MID)
- LAST HOME RUN ALLOWED:** 8/18/2023 vs. ARK (Josh Morgan, 2nd inning, 2-Run) **CAREER VS. MID:** 4 GS, 4-0, 1.57 ERA, 23.0 IP, 14 H, 5 R, 4 ER, 27 K, 13 BB, HB
- Selected by the Arizona Diamondbacks in the 6th round of the 2021 MLB draft out of Kent State (Kent, OH).
 - Spent the 2022 campaign (26 GS) in High-A Hillsboro, posting a 6-10 record and a 5.49 ERA (75 ER, 123.0 IP) while punching out 130 batters (9.5 K/9).
 - While with Hillsboro (4/10-9/10/22), he held the crown for strikeouts, games started and innings pitched while holding the two (2) spot for wins among qualified club mates.
 - Among D-Backs minor leaguers in 2022, his 130 punch outs were good for 4th best, his six wins was tied 7th (25 GS), his 112 hits were the 2nd least allowed his 1.47 WHIP was the 7th lowest (120.0 IP) and his 9.5 K/9 was good for 3rd best.
 - Through his first 24 starts, he ranks eighth among all qualified pitchers in the D-backs farm system with his 5.53 ERA along with his .269 BAA. He leads the organization in strikeouts (134) while his eight wins are tied for the third most among D-backs farm hands in 2023.
 - Set a career-high with 10 strikeouts on Aug. 5, 2023 against the Corpus Christi Hooks...One of two Amarillo arms with 10+ K's in a game in 2023.

CAREER STATS

YEAR	TEAM	W-L	ERA	G	GS	CG	SHO	IP	H	R	ER	HR	HB	BB	SO	WP	GIDP	BAA
2021	Visalia (A-)	2-0	3.47	6	6	0	0	23.1	21	10	9	3	1	11	22	2	3	.247
2022	Hillsboro (A+)	6-10	5.49	26	26	0	0	123.0	125	80	75	17	9	56	130	13	4	.262
2023	Amarillo (AA)	8-5	5.53	24	24	0	0	110.2	116	74	68	11	4	69	134	5	4	.269
MINOR LEAGUE TOTALS		16-15	5.32	56	56	0	0	257.0	262	164	152	31	14	136	286	20	11	.263

2023 HIGHS

INNINGS: 6.0 IP (5x, Last: 7/26 @ MID)
HITS: 9 (6/17 vs. SA)
RUNS: 7 (3x, Last: 8/12 @ TUL)
EARNED RUNS: 7 (8/12 @ TUL)
STRIKEOUTS: 10 (8/1 vs CC)
WALKS: 6 (8/24 @ SA)
HOME RUNS: 2 (3x, Last: 6/23 @ CC)
WINNING STREAK: 2 (3x, Last: 7/26-8/1)
LOSING STREAK: 2 (7/14-20)
SHORTEST START: 2.0 IP (4/20 @ NWA)
PITCHES THROWN: 100 (2x, Last: 7/26 @ MID)

CAREER HIGHS

INNINGS: 7.0 IP (7/7/22 vs. EUG (HIL))
HITS: 9 (6/17/23 vs. SA)
RUNS: 7 (4x: Last: 8/12/23 @ TUL)
EARNED RUNS: 7 (8/12/23 @ TUL)
STRIKEOUTS: 10 (8/1/23 vs CC)
WALKS: 6 (8/24/23 @ SA)
HOME RUNS: 2 (Tx: Last: 6/23/23 @ CC)
WINNING STREAK: 2 (4x: Last: 7/26 @ MID - 8/1 vs CC)
LOSING STREAK: 2 (2x, Last: 7/14-20/23)
SHORTEST START: 2.0 IP (2x: Last: 4/20/23 @ NWA)
PITCHES THROWN: 100 (2x, Last: 7/26/23 @ MID)

2023 SPLITS

VS. RIGHT: .290/.379/.482, 74H, 17 2B, 3B, 10 HR, 46 RBI, 82 K, 34 BB
VS. LEFT: .237/.363/.350, 42H, 11 2B, 3 3B, HR, 15 RBI, 52 K, 35 BB
HOME: 11 G, 2-4, 7.80 ERA, 47.1 IP, 46 R, 41 ER, 59 H, 8 HR, 58 K, 31 BB
ROAD: 13 G, 6-1, 3.84 ERA, 63.1 IP, 27 ER, 57 H, 76 K, 38 BB
W/ RISP: .243/.350/.375, 33 H, 9 2B, 3 HR, 47 RBI, 51 K, 23 BB
DAY: 2 G, 2-0, 11.0 IP, 5 H, 2 R, 2 ER, 14 K, 8 BB
NIGHT: 22 G, 6-5, 99.2 IP, 72 R, 66 ER, 111 H, 11 HR, 120 K, 61 BB
TEAM W/L IN STARTS: 14-10

OPPOSING STARTER - RHP JACK PERKINS (0-0, 6.81 ERA)

CAREER VS. AMA: 1 G, 0-0, 19.29 ERA, 2.1 IP, 5 H, 5 R, 5 ER, K, 3 BB

BATTER-PITCHER MATCH-UPS (ACTIVE ROSTER, 2023)

SOD POODLES VS. JACK PERKINS:

PLAYER	H	AB	AVG	XBH	HR	RBI	BB	SO
Castillo, N	1	1	1.000	0	0	0	0	0
D'Orazio, J	1	1	1.000	0	0	1	0	0
Melendez, I	2	2	1.000	0	0	2	0	0
Vukovich, A	1	2	.500	0	0	0	0	1
Centeno, J	0	0	.000	0	0	0	1	0
De Los Santos, D	0	1	.000	0	0	0	0	0
Duzenack, C	0	1	.000	0	0	1	0	0
Roberts, C	0	1	.000	0	0	0	0	0

ROCKHOUNDS VS. LUKE ALBRIGHT:

PLAYER	H	AB	AVG	XBH	HR	RBI	BB	SO
Winkler, J	1	2	.500	0	0	0	1	1
Simoneit, W	1	2	.500	0	0	0	0	0
Muncy, M	1	3	.333	0	0	0	0	1
Armenteros, L	1	4	.250	0	0	0	1	2
McGuire, S	1	6	.167	0	0	0	3	2
Masterman, C	0	2	.000	0	0	0	0	1
Swift, D	0	2	.000	0	0	0	1	1
Trenkle, C	0	2	.000	0	0	0	0	1
Bowman, C	0	3	.000	0	0	0	0	0



#28 SETH BEER - INF														
2023 HIGHS: Hits - 4, Runs - 3, RBI - 3, HR - 1, 2B - 2, 3B - 0, BB - 2, K - 3, SB - 0														
HEIGHT: 6'3" WEIGHT: 225 B/T: L/R AGE: 26 (9/18/1996 in Maryville, IL) 2023 SPLITS:														
G	AVG	OBP	SLG	AB	R	H	2B	3B	HR	RBI	BB	SB/ATT	SO	V. RHP
69	.277	.379	.438	256	48	71	17	0	8	43	30	0/0	70	.296
LAST GAME: 2-for-4, 2B, 2 RBI, 2 R, 2 K MID SERIES: 2-for-4, 2B, 2 RBI, 2 R, 2 K SA SERIES: 8-for-19, 2 2B, RBI, 5 R, 3 BB, 3 K														
LAST HOME RUN: 8/5 vs CC off VanWey (Solo) LAST MULTI-HIT GAME: 8/29 vs MID (2-for-4) CURRENT HITTING: 3 SEASON LONG HITTING: 6 CURRENT ON-BASE: 3 SEASON-LONG ON-BASE: 14														

- Player of the Month (July, 2019), Baseball America Minor League All-Star (2019) and Baseball America Double-A All-Star (2019).
- In his decorated 2019 season, he slashed .289/.388/.516 across three different teams while blasting 26 homers and 24 doubles through 122 games.
- Made his MLB debut on 9/10/2021 with the D-backs and spent parts of the 2021 and 2022 seasons in the league with 43 career games played.
- Had a four-hit performance on 5/31/23 vs. SPR, the first four-hit night by a Sod Poodle at home since 8/14/2022 by Leandro Cedeño, also against SPR.
- Hit the seventh walk-off home run in team history on Aug. 5 against Corpus Christi...Completed a five-run comeback.

#12 NEYFY CASTILLO - INF														
2023 HIGHS: Hits - 4, Runs - 3, RBI - 5, HR - 2, 2B - 2, 3B - 1, BB - 2, K - 4, SB - 1														
HEIGHT: 6'3" WEIGHT: 175 B/T: R/R AGE: 22 (3/2/2002 in Higuey, Dominican Republic) 2023 SPLITS:														
G	AVG	OBP	SLG	AB	R	H	2B	3B	HR	RBI	BB	SB/ATT	SO	V. RHP
84	.245	.313	.464	302	53	74	14	2	16	57	27	18/23	116	.234
LAST GAME: 1-for-3, HR, RBI, BB, R, 2 K MID SERIES: 1-for-3, HR, RBI, BB, R, 2 K SA SERIES: 3-for-17, 2B, 2 RBI, 2 R, 5 BB, 8 K														
LAST HOME RUN: 8/29 vs MID off Holman (Solo) LAST MULTI-HIT GAME: 8/22 @ SA (2-for-4) CURRENT HITTING: 1 SEASON LONG HITTING: 14 CURRENT ON-BASE: 2 SEASON-LONG ON-BASE: 15														

- Had his first three-hit night in 2023 with a 3-for-4 performance against San Antonio...Had three-straight multi-hit games (6/11-14).
- Had a career-long hit streak of 14 games (6/4-28)...Surpassing his previous career-long of 13 games with Visalia (6/27-7/17/21).
- Recorded a home run in three straight games for the first time in his professional career from July 15-18. Had five separate consecutive HR games for Low-A Visalia during the 2021 season in which he set a single-season career-high with 21 home runs.
- Hit .317 (20-for-63) with five home runs, three doubles, 15 RBI, and 12 runs scored in 17 games during the month of July.
- Was named Texas League Player of the Week for August 14-20 after hitting .478 (4 HR, 2 2B, 3B, 14 RBI, 9 R) against Arkansas.

#8 JUAN CENTENO - C														
2023 HIGHS: Hits - 3, Runs - 2, RBI - 2, HR - 1, 2B - 2, 3B - 0, BB - 2, K - 3, SB - 1														
HEIGHT: 5'9" WEIGHT: 195 B/T: L/R AGE: 33 (11/16/1989 in Arecibo, Puerto Rico) 2023 SPLITS:														
G	AVG	OBP	SLG	AB	R	H	2B	3B	HR	RBI	BB	SB/ATT	SO	V. RHP
58	.270	.328	.326	215	24	58	9	0	1	16	19	4/5	57	.260
LAST GAME: 2-for-5, RBI, R, 2 K MID SERIES: SA SERIES: 5-for-11, 2B, RBI, BB, R, 4 K														
LAST HOME RUN: 4/13 vs. CC off Cobos LAST MULTI-HIT GAME: 8/27 @ SA (2-for-5) CURRENT HITTING: 9 SEASON LONG HITTING: 9 CURRENT ON-BASE: 15 SEASON-LONG ON-BASE: 15														

- 2017 World Series Champion (HOU).
- Made his MLB Debut on 9/18/2013 with the New York Mets and collected his first single that night off 3-time All-Star Matt Cain.
- Set a career-high with 15 home runs including 14 in 81 games with Amarillo in 2022.
- Named a Texas League Post-Season All-Star (2022) and the MiLB.com Organization All-Star (2022, ARI).
- In the month of April this season, he slashed .277/.340/.340 with a homer and six RBI in 13 games...Among teammates with at least 10 games played in the month, his average was good for third with his hits (13) tying sixth and his six multi-hit performances ranking second.







#9 S.P. CHEN - INF														
2023 HIGHS: Hits - 2, Runs - 1, RBI - 2, HR - 1, 2B --, 3B - 1, BB - 3, K - 3, SB --														
HEIGHT: 5'9" WEIGHT: 165 B/T: L/R AGE: 22 (10/27/2000 in New Taipei, Taiwan) 2023 SPLITS:														
G	AVG	OBP	SLG	AB	R	H	2B	3B	HR	RBI	BB	SB/ATT	SO	V. RHP
9	.238	.407	.619	21	3	5	-	1	2	6	6	-/-	7	.294
LAST GAME: 0-for-1, 3 BB, K MID SERIES: SA SERIES: 0-for-5, 3 BB, 2 K														
LAST HOME RUN: 8/12 @ TUL off Ryan (2-Run) LAST MULTI-HIT GAME: 8/17 vs. ARK (2-for-4) CURRENT HITTING: 0 SEASON LONG HITTING: 4 CURRENT ON-BASE: 1 SEASON-LONG ON-BASE: 4														

- Signed by the Arizona Diamondbacks as a minor-league free agent on July 2, 2019
- Made his professional debut during the 2021 season with Low-A Visalia...Recorded two hits and three RBI in his first game.
- Ended his first pro season hitting .198 in 83 games with six HR between Visalia and three games in the Arizona Complex League.
- Combined to hit .236 in 88 games between Visalia and High-A Hillsboro during the 2022 season...Hit 21 doubles between the two.
- Began the 2023 season with Hillsboro, hitting .207 in 59 games for the Hops.
- Was assigned to the ACL on July 13 and proceeded to hit .357 in nine games.
- Hit a home run in his Double-A debut for his first hit with Amarillo, going 1-for-2 with two walks on Aug. 3 vs Corpus Christi







#1 JANCARLOS CINTRON - INF														
2023 HIGHS: Hits - 1, Runs - 1, RBI - 1, HR --, 2B --, 3B --, BB - 1, K - 2, SB --														
HEIGHT: 5'8" WEIGHT: 175 B/T: R/R AGE: 28 (12/1/1994 in Bayamon, P.R.) 2023 SPLITS:														
G	AVG	OBP	SLG	AB	R	H	2B	3B	HR	RBI	BB	SB/ATT	SO	V. RHP
5	.125	.176	.125	16	1	2	-	-	-	2	1	-/-	3	.083
LAST GAME: 1-for-3, R, BB MID SERIES: SA SERIES: 2-for-16, 2 RBI, R, BB, 3 K														
LAST HOME RUN: 8/15 vs ACL Rockies off Luciano (Solo) LAST MULTI-HIT GAME: 8/12 vs ACL Giants (2-for-4) CURRENT HITTING: 1 SEASON LONG HITTING: 1 CURRENT ON-BASE: 1 SEASON-LONG ON-BASE: 1														

- Signed by the Arizona Diamondbacks on June 22, 2017 as a minor league free agent.
- Has appeared in 110 games with Amarillo since 2021, hitting .268 (23 2B, 12 HR, 62 RBI, 25 BB).
- In 65 games with Triple-A Reno in 2022, hit .353 (21 2B, 3 3B, 3 HR, 29 RBI, 16 BB)...Led the D-backs system hitting .338 in 103 games.
- Was placed on the 60-day IL on March 31, 2023.
- Began a rehab assignment in the Arizona Complex League on August 5th...Hit .323 in 11 games (HR, 5 RBI, 5 BB).
- Last Double-A appearance with Amarillo was on May 21, 2022...Hit .311 in 38 games with Amarillo in 2022 (13 2B, 4 HR, 30 RBI, 9 BB).
- Won a PCL Championship with Reno in 2022.







#2 J.J. D'ORAZIO - C														
2023 HIGHS: Hits - 3, Runs - 2, RBI - 3, HR - 1, 2B - 1, 3B - 1, BB - 1, K - 2, SB --														
HEIGHT: 6'1"			WEIGHT: 170			B/T: R/R			AGE: 21 (12/28/2001 in Maracay, VEN)			2023 SPLITS:		
G	AVG	OBP	SLG	AB	R	H	2B	3B	HR	RBI	BB	SB/ATT	SO	V. RHP
27	.262	.278	.359	103	12	27	5	1	1	12	3	-/-	22	.247
LAST GAME: 1-for-4, HR, 2 K					LAST HOME RUN: 8/27 @ SA off Blanchard (3-Run)					CURRENT HITTING: 2				
MID SERIES: 1-for-4, HR, 2 K					LAST MULTI-HIT GAME: 8/27 @ SA (2-for-4)					SEASON LONG HITTING: 8				
SA SERIES: 4-for-17, HR, 3 RBI, 3 R, 2 K										CURRENT ON-BASE: 2				
										SEASON-LONG ON-BASE: 8				

 Traded to the Arizona Diamondbacks from the Toronto Blue Jays on Sept. 1, 2021 along with LHP Yaifer Perdomo as the PTBNL in the Joakim Soria trade.
 Currently ranked as the D-backs' no. 25 rated prospect (MLB Pipeline)
 Hit just two home runs during his first two professional seasons in the Blue Jays system (74 games)...Has hit 11 in 180 games with ARI.
 Has a hit in 18 of his first 27 Double-A games with 7 XBH...First 3-hit night with Amarillo on July 29 at Midland.
 Ranks in the top 10 in the D-backs farm system this year in: 2B (22, T-4th), hits (107, 4th), AVG (.295, 6th), and total bases (164, T-7th).
 Hit his first Double-A homer on August 27 on the road in San Antonio...Was a three-run shot in the top of the 9th inning.







#13 DEYVISON DE LOS SANTOS - INF														
2023 HIGHS: Hits - 3, Runs - 3, RBI - 3, HR - 1, 2B - 2, 3B - 1, BB - 2, K - 3, SB - 1														
HEIGHT: 6'1"			WEIGHT: 185			B/T: R/R			AGE: 20 (6/21/1993 in Santo Domingo, Dominican Republic)			2023 SPLITS:		
G	AVG	OBP	SLG	AB	R	H	2B	3B	HR	RBI	BB	SB/ATT	SO	V. RHP
98	.246	.294	.399	391	61	96	13	1	15	52	24	3/4	107	.245
LAST GAME: 2-for-4, 2B, RBI, R					LAST HOME RUN: 8/23 @ SA off Milacki (Solo)					CURRENT HITTING: 2				
MID SERIES: 2-for-4, 2B, RBI, R					LAST MULTI-HIT GAME: 8/29 vs MID (2-for-4)					SEASON LONG HITTING: 12				
SA SERIES: 6-for-21, 2 HR, 2B, 4 RBI, 5 R, BB, 4 K										CURRENT ON-BASE: 2				
										SEASON-LONG ON-BASE: 16				

 Is currently ranked as the D-backs' no.5-rated prospect
 Named the NWL Player of the Week (7/31/22), MiLB.com Organization All-Star (2022) and Single-A Postseason All-Star (Baseball America).
 Won the batting title in the California League in 2022, hitting .329 in 78 games played for Visalia despite a promotion to Hillsboro on July 22, 2022.
 Had a season-high 12-game hit streak (6/29 - 7/25) that included seven multi-hit games during the streak...Had a 14-game streak from 7/8-28/22
 Since returning to the active roster on July 14th, he is hitting .313 (45-for-144) with eight home runs, nine doubles, a triple, and 25 RBI.
 Has been named D-backs' MiLB Player of the Month three times: June (2022), July (2022), July (2023).






#26 CAMDEN DUZENACK - INF														
2023 HIGHS: Hits - 3, Runs - 3, RBI - 5, HR - 1, 2B - 2, 3B - 0, BB - 2, K - 3, SB - 1														
HEIGHT: 5'7"			WEIGHT: 170			B/T: R/R			AGE: 28 (3/8/1995 in Melissa, TX)			2023 SPLITS:		
G	AVG	OBP	SLG	AB	R	H	2B	3B	HR	RBI	BB	SB/ATT	SO	V. RHP
51	.337	.412	.535	187	33	63	16	0	7	40	18	2/7	37	.325
LAST GAME: 1-for-3, RBI, BB, K					LAST HOME RUN: 8/27 @ SA off Blanchard (2-Run)					CURRENT HITTING: 5				
MID SERIES: 1-for-3, RBI, BB, K					LAST MULTI-HIT GAME: 8/27 @ SA (2-for-5)					SEASON LONG HITTING: 12				
SA SERIES: 8-for-27, HR, 4 2B, 6 RBI, 3 R, BB, 4 K										CURRENT ON-BASE: 5				
										SEASON-LONG ON-BASE: 27				

 Duzenack is entering his 6th professional season, having spent time at every level of minor league ball from Rookie to Triple-A.
 In his debut season (2017), he belted 16 doubles, a triple, and three homers in 222 AB's with A (Short) Hillsboro, slugging .410 that year.
 He logged 318 Triple-A at-bats last season with Reno, slashing .261/.308/.465 while sending 13 balls over the wall accompanied by 20 two-baggers and three triples.
 Earned Amarillo's second walk-off win on 5/31/23 after hitting a two RBI single while the club was down by one run with two outs and the bases loaded.
 Had a 12-game hit streak from June 15-July 4, hitting .449 (22-for-49) with five doubles, three home runs, 14 RBI, and four walks during the stretch.
 Through his first 20 games at HODGETOWN in 2023, is hitting .361 with eight XBH and 13 RBI...Has a hit in 16-of-20 games played at home.

#43 IVAN MELENDEZ - INF														
2023 HIGHS: Hits - 3, Runs - 3, RBI - 4, HR - 2, 2B - 1, 3B - 1, BB - 1, K - 4, SB --														
HEIGHT: 6'3"			WEIGHT: 225			B/T: R/R			AGE: 23 (1/24/2000 in El Paso, TX)			2023 SPLITS:		
G	AVG	OBP	SLG	AB	R	H	2B	3B	HR	RBI	BB	SB/ATT	SO	V. RHP
34	.285	.346	.599	137	28	39	5	1	12	33	9	0/2	53	.267
LAST GAME: 1-for-3, 2B, BB, R, K					LAST HOME RUN: 8/16 vs ARK off Semple (Solo)					CURRENT HITTING: 3				
MID SERIES: 1-for-3, 2B, BB, R, K					LAST MULTI-HIT GAME: 8/24 @ SA (3-for-4)					SEASON LONG HITTING: 7				
SA SERIES: 6-for-20, 2B, RBI, 5 R, 2 BB, 5 K										CURRENT ON-BASE: 5				
										SEASON-LONG ON-BASE: 7				

 Selected by the Arizona Diamondbacks in the 2nd round (#43 overall) of the 2022 MLB Draft out of the University of Texas.
 Currently ranked as the D-backs' no. 8-rated prospect
 Began 2023 with High-A Hillsboro where he hit .270 in 58 games while setting the Hops single-season franchise-record with 18 HR....Was named NWL Player of the Week on June 25 after becoming the first Hops player to hit for the Cycle at Ron Tonkin Field on June 23 vs Everett.
 Currently leads the D-backs' system with 30 HR and is T-4th in all MiLB... One of just 14 players to ever have a 30+ HR season in the ARI farm system.
 Since arriving in AA on July 14th, is 2nd in HR (12), T-4th in RBI (33), 7th in SLG (.599), and is T-8th in total bases (82).
 Became just the second Amarillo player with more than one multi-HR game this season (A.J. Vukovich) doing so in his first seven games with Amarillo.

#7 CALEB ROBERTS - OF														
2023 HIGHS: Hits - 4, Runs - 3, RBI - 4, HR - 2, 2B - 2, 3B - 1, BB - 4, K - 4, SB - 1														
HEIGHT: 6'1"			WEIGHT: 195			B/T: L/R			AGE: 23 (2/9/2000 in West Palm Beach, FL)			2023 SPLITS:		
G	AVG	OBP	SLG	AB	R	H	2B	3B	HR	RBI	BB	SB/ATT	SO	V. RHP
83	.266	.378	.516	312	66	83	20	8	14	55	53	11/13	103	.266
LAST GAME: 0-for-5, K					LAST HOME RUN: 8/6 vs CC, off Macuare (Solo)					CURRENT HITTING: 0				
MID SERIES: 0-for-5, K					LAST MULTI-HIT GAME: 8/24 @ SA (2-for-4)					SEASON LONG HITTING: 9				
SA SERIES: 3-for-13, 2B, RBI, R, 4 BB, 5 K										CURRENT ON-BASE: 0				
										SEASON-LONG ON-BASE: 19				

 Had a season-high nine game hit streak, where he is hit .400 (16-for-40, 2 HR, 3 2B, 3B, 7 RBI, 3 BB, 8 R) from June 28-August 9
 Became the first Sod Poodle to ever homer in four straight games, doing so from June 30 - July 3...Has hit 11 home runs since June 25 (44 G) including his first career grand slam on July 3...It was Amarillo's second in 2023, and the 13th overall in franchise-history.
 Logged the second multi-HR game of his professional career on July 15 vs Frisco...Set his single-season career-high for HR during the performance.
 Was named Texas League Player of the Week for June 26 - July 2 after hitting .438 (7-for-16) with 3 HR, 2 2B, 4 RBI, 3 BB, .550 OBP, 1.125 SLG vs Tulsa.
 Set a career-high with a four-hit game on August 1 vs. CC where he fell a home run shy of the cycle...His eight triples are T-1st the league.

#10 TIM TAWA - OF

2023 HIGHS: Hits - 3, Runs - 3, RBI - 5, HR - 2, 2B - 2, 3B - 1, BB - 2, K - 4, SB - 1

HEIGHT: 6'0"

WEIGHT: 196

B/T: R/R

AGE: 23 (4/7/1999 in West Linn, OR)

2023 SPLITS:

G	AVG	OBP	SLG	AB	R	H	2B	3B	HR	RBI	BB	SB/ATT	SO	V. RHP	V. LHP	HOME	AWAY	RISP
102	.251	.331	.463	378	67	95	18	1	20	69	46	9/16	104	.256	.224	.286	.218	.269

LAST GAME: 0-for-5, K

LAST HOME RUN: 8/20 vs ARK off Tyler (Solo)

CURRENT HITTING: 0

MID SERIES: 0-for-5, K

LAST MULTI-HIT GAME: 8/19 vs ARK (2-for-4)

SEASON LONG HITTING: 10

SA SERIES: 4-for-23, 3 2B, RBI, 3 R, BB, 6 K

CURRENT ON-BASE: 0

SEASON-LONG ON-BASE: 13

Recorded his first career multi-HR game on 6/29 vs TUL, going 2-for-4 with two HR and five RBI...His five RBI also tied his career-high (June 17, 2021)

Hit his first career grand slam on July 9 on the road in Springfield...Included his second five RBI game in 2023 and third overall in his professional career.

His 30 HR this year are 2nd on the team and he is one of just four players to record 20+ HR in a single-season in team history.

Set a single-season career-high for RBI with 55 on the season after a 3-RBI night on Aug. 1 vs CC...Previous high was 53 during the 2022 season.

Is one of just three players with more than one multi-HR game this season along with A.J. Vukovich and Ivan Melendez...Both games have come against TUL.

#19 A.J. VUKOVICH - INF

2023 HIGHS: Hits - 3, Runs - 4, RBI - 7, HR - 3, 2B - 2, 3B - 1, BB - 2, K - 4, SB - 1

HEIGHT: 6'5"

WEIGHT: 210

B/T: R/R

AGE: 22 (7/20/2001 in Mukwonago, WI)

2023 SPLITS:

G	AVG	OBP	SLG	AB	R	H	2B	3B	HR	RBI	BB	SB/ATT	SO	V. RHP	V. LHP	HOME	AWAY	RISP
101	.289	.333	.489	401	76	104	19	5	21	87	42	17/22	125	.270	.206	.311	.219	.329

LAST GAME: 2-for-4, HR, 2B, RBI, BB, 2 R, K

LAST HOME RUN: 8/29 vs MID off Coker (Solo)

CURRENT HITTING: 3

MID SERIES: 2-for-4, RBI, 2B, RBI, BB, 2 R, K

LAST MULTI-HIT GAME: 8/29 vs MID (2-for-4)

SEASON LONG HITTING: 11

SA SERIES: 2-for-21, RBI, 2 BB, 11 K

CURRENT ON-BASE: 3

SEASON-LONG ON-BASE: 16

After being drafted 119th overall out of high school, the D-Backs' number 10 prospect made his professional debut with the Visalia Rawhide on 5/4/2021.

He earned the 5th best batting average (.276, 129-for-468) in the D-backs organization among players with at least 115 games played in 2022.

Hit the first Grand Slam for Amarillo in 2023 (6/4 vs SPR) and was the first AMA player in 2023 with a multi-HR effort in the same game (2, 6/10 @ MID)

First Sod Poodles player ever with multiple Grand Slams in the same season and one of two players to hit multiple GS for Amarillo (Eduardo Diaz)

Became just the second player in Sod Poodles history with a three-HR game, doing so on July 3 vs TUL joining Edward Olivares (May 5, 2019)... It was the first three-HR game of his professional career. He also set a career-high with seven RBI which also tied the Sod Poodles franchise-high (Dominic Fletcher, 5/8/2022).

His 21 home runs this year are tied for the third most in a single season in team history while his 87 RBI are the second-most.

TEAM BATTING

OVERALL

	AVG	G	AB	R	H	TB	2B	3B	HR	RBI	BB	SO	SB	CS	OBP	SLG	OPS
	.271	121	4125	743	1116	1912	227	31	169	686	457	1151	155	47	.351	.464	.815

MONTHLY

APRIL	.260	21	718	120	187	307	33	6	25	112	79	214	35	8	.336	.428	.764
MAY	.236	26	845	123	199	319	41	5	23	114	95	231	33	9	.318	.378	.696
JUNE	.296	25	883	170	261	443	52	8	38	158	95	232	32	10	.375	.502	.877
JULY	.283	24	788	166	223	419	53	7	43	152	94	222	31	11	.370	.532	.902
AUGUST	.276	25	891	164	246	424	48	5	40	150	94	252	24	9	.352	.476	.828
SEPTEMBER	-	-	-	-	-	-	-	-	-	-	-	-	-	-	-	-	-

HOME VS. ROAD

HOME	.303	58	1986	417	601	1092	117	16	114	395	189	552	79	16	.371	.550	.921
ROAD	.241	63	2139	326	515	820	110	15	55	291	268	599	76	31	.332	.383	.715

SITUATIONAL SPLITS

	AVG	G	AB	H	TB	2B	3B	HR	RBI	BB	SO	OBP	SLG	OPS
VS RIGHT	.271	121	3455	937	1620	195	25	146	585	393	973	.354	.469	.823
VS LEFT	.267	64	670	179	292	32	6	23	101	64	178	.334	.436	.770
W/ RISP	.274	121	1221	334	569	71	13	46	508	175	363	.365	.466	.831
TEAM IS AHEAD	.261	97	1651	431	713	105	12	51	266	189	454	.346	.432	.778
TEAM IS BEHIND	.285	91	1579	450	771	72	9	77	285	182	444	.366	.488	.854

HOME RUNS

MULTI-RBI GAMES

MULTI-HIT GAMES

PLAYER	SOLO	2R	3R	GS	TOTAL	2	3	4	5+	TOTAL	2	3	4	5+	TOTAL
Beer	6	2			8	11	1			12	17	3	2		22
Bliss	8	3	1		12	8	3			11	23	12			35
Carrion						1				1					
Castillo	8	4	3	1	16	5	3	2	1	11	11	5	1		17
Centeno	1				1	3				3	14	3			17
Chen	1	1			2	2				2	1				1
Cintron															
D'Orazio			1		1		1			1	5	2			7
Dalesandro	1				1		1			1	6	2			8
De Los Santos	4	10	1		15	9	3			12	25	4			29
Del Castillo	6	4	2		12	5	3	2		10	16	1			17
Duzenack	4	1	1	1	7	7	3	1	1	12	13	6			19
English	4	1	1		6	3	1	1		5	5				5
Enriquez						3				3	4	1	1		6
Guzman		1			1	1	1			2	1	1			2
Lawlar	6	7	2		15	6	2	1		9	21	4			25
Melendez	7	3	2		12	3	3	3		9	8	3			11
Roberts	8	4	1	1	14	9	3	1		13	22	3	1		26
Tawa	11	6	2	1	20	10	4		2	16	24	4			28
Valdez		1			1		1			1		1			1
Vicuña	2		2		4		2			2	1	2	1		4
Vukovich	12	4	3	2	21	7	7	4	2	20	20	7			27
Watkins						1				1					
TOTALS:	89	52	22	6	169	94	42	15	6	157	236	64	6	0	306

HOME RUN VARIANTS

WALK-OFF HR (2): Beer (8/5 vs CC, 9th inning, solo); Vukovich (8/29 vs MID, Solo)

BACK-TO-BACK HR (6): English/Vukovich (4/16 vs CC, 7th inning); Roberts/Vukovich (6/3 (1) vs. SPR, 6th inning); Del Castillo/De Los Santos (6/13 vs SA, 7th inning); Beer/Roberts (7/1 vs TUL, 6th inning); Lawlar/Vukovich (7/3 (1) vs TUL, 1st inning); Roberts/Melendez (7/23 vs WCH, 1st inning);

MUTLI-HR GAMES (7): Melendez (2x, 7/18 vs WCH, 7/23 vs WCH); Tawa (2x, 6/29 vs TUL, 8/12 @ TUL); Vukovich (6/10 @ MID); Roberts (7/15 vs FRI); Castillo (8/16 vs ARK)

THREE-HR GAMES (1): Vukovich (7/3 (1) vs TUL)

EXTRA-INNING HR (0):

GRAND SLAMS (6): Vukovich (2x, 6/4 vs. SPR, 5th inning; 8/2 vs CC, 4th inning); Roberts (7/3 (2) vs TUL, 5th inning); Tawa (7/9 @ SPR, 3rd inning); Duzenack (7/30 @ MID, 7th inning); Castillo (8/15 vs ARK, 5th inning)

INSIDE-THE-PARK HR (1): Lawlar (7/3 (1) vs TUL, 1st inning)

PINCH-HIT HR (0):

HR IN CONSECUTIVE GAMES (22): Vukovich (4x: 5/5-6 @ CC; 6/1-6/3 G1 vs SPR; 6/17-18 vs SA; 7/21-22 vs WCH); Del Castillo (3x: 5/30-31 vs. SPR; 6/8-10 @ MID; 7/8 @ SPR); De Los Santos (3x: 7/18-19 vs WCH; 8/17-18 vs ARK; 8/22-23 @ SA); Bliss (2x: 5/5-6 @ CC; 6/10 @ MID - 6/13 vs SA); Castillo (2x: 7/15-16 vs FRI; 8/15-16 vs ARK); Tawa (2x: 5/28 @ SA - 5/30 vs. SPR; 6/3/4 vs. SPR); Roberts (2x: 6/25 @ CC, 6/28 vs TUL; 6/30-7/1 vs TUL); Melendez (2x: 7/14-15 vs FRI; 8/12 @ TUL - 8/15 vs ARK; Lawlar (4/15 vs. CC - 4/18 @ NWA); English (4/23 @ NWA - 4/25 vs. FRI)

HR IN THREE CONSECUTIVE GAMES: (3): Melendez (2x: 7/14-15 vs FRI, 7/18 vs WCH; 8/12 @ TUL - 8/15-16 vs ARK); Castillo (7/15-16 vs FRI, 7/18 vs WCH)

HR IN FOUR CONSECUTIVE GAMES (1): Roberts (6/30 - 7/3 vs TUL)

LEAD OFF HR (9): Bliss (6x: 4/27 vs. FRI; 5/10 vs. MID; 5/18 @ FRI; 6/10 @ MID; 6/13 vs SA; 6/22 @ CC); Tawa (6/4 vs. SPR); Duzenack (6/11 @ MID); Vicuña (8/5 vs CC)

STARTS BY BATTING ORDER (TEAM RECORD)										STARTS BY POSITION (TEAM RECORD)								
PLAYER	1	2	3	4	5	6	7	8	9	C	1B	2B	3B	SS	LF	CF	RF	DH
Beer			4-1	32-17	7-7						33-21							10-4
Bliss	32-36											26-29		5-5				2-2
Carrion									1-0						1-0			
Castillo					1-0	3-4	11-8	16-22	11-6		2-3				4-4	6-7	28-19	2-7
Centeno		1-2	2-1	0-2		7-0	8-6	11-8	4-6	21-14								12-11
Chen								1-0	4-2			4-2		1-0				
Cintron							1-0	1-1	0-1			0-1		2-1				
D'Orazio							4-2	6-6	5-4	12-8								3-4
Dalesandro	1-0						2-2	5-1	19-21	0-1					6-3	15-18	6-2	
De Los Santos				11-9	14-22	25-11	3-3				14-14		38-27					1-4
Del Castillo		1-0	0-2	4-4	16-8	4-10	6-8			17-24								14-8
Duzenack	14-7	3-1				0-2	2-5	4-4	6-1			7-5	3-6	8-6	7-2	2-1	2-0	
English			7-5	1-0	1-1		1-0	1-1			8-3				1-2			2-2
Enriquez	1-1	0-1	4-8	0-1	1-0	1-0	3-7	7-2	2-6							2-0	15-24	2-2
Guzman							2-3		2-2						3-4		1-1	
Lawlar	5-1	42-41												44-40				2-2
Melendez			1-0	11-12	6-4						5-4		10-12					3-0
Roberts	6-2	11-6	9-14	1-1	2-4	3-5	12-5	0-1		15-9	2-5				18-16		2-4	7-4
Tawa	3-8	7-5		1-1	11-6	14-17	10-7	7-4				24-17	1-4		10-8	12-11	4-4	2-3
Valdez								1-0	1-0			2-0						
Vicuña	3-1							5-6	8-5			2-2	4-1	5-4	2-5		3-0	0-1
Vukovich			38-25	4-9	6-4	8-7					1-6		9-6		12-11	28-19	4-1	2-2
Watkins									2-2						1-1		0-1	1-0

8+ GAME HITTING STREAKS (CURRENT IN BOLD)		
PLAYER	LENGTH / DATES	STREAK STATS
Castillo	14 G, 6/4-28	.352 (19-for-54), 3 HR, 2 2B, 3B, 12 RBI, 12 R, 4 SB
Dalesandro	13 G, 5/28-7/4	.409 AVG (18-for-44), HR, 2 2B, 2 3B, 5 RBI, 4 BB, 6 SB, 10 R
De Los Santos	12 G, 6/29-7/25	.408 (20-for-49), 2 HR, 2 2B, 3B, 11 RBI, 10 R, BB
Duzenack	12 G, 6/15-7/4	.449 AVG (22-for-49) 5 2B, 3 HR, 14 RBI, 13 R, 4 BB
English	12 G, 4/19-5/2	.370 AVG (17-for-46), 6 2B, 4 HR, 16 RBI, 7 BB, 8 R
Vukovich	11 G, 4/29-5/16	.348 AVG (16-for-46), 3 2B, 3 HR, 3B, 9 RBI, BB, 9 R
Bliss	10 G, 4/6-4/19	.438 AVG (21-for-48), 3 2B, 2 3B, HR, 8 RBI, 8 R
De Los Santos	10 G, 8/12-24	.349 AVG (15-for-43), 5 HR, 2 2B, 11 RBI, 13 R
Del Castillo	10 G, 5/19-5/31	.406 AVG (13-for-32), 2 2B, 2 HR, 8 RBI, 9 BB, 7 R
Tawa	10 G, 5/28-6/15	.395 AVG (15-for-38), 4 HR, 2 2B, 10 RBI, 3 BB, 6 R
Centeno	9 G, 8/6-27	.371 AVG (13-for-35), 3 2B, 3 RBI, 4 BB, 4 R
Bliss	9 G, 6/8-18	.395 AVG (17-for-43), 3 HR, 4 2B, 3B, 13 RBI, 10 R
Bliss	9 G, 5/23-6/3	.357 AVG (15-for-42), 2B, 3B, 2 BB, 3 RBI, 6 SB, 8 R
Bliss	9 G, 5/4-5/14	.459 (17-for-37), 4 2B, 4 HR, 8 RBI, 4 BB, 10 R, 3 SB
Lawlar	9 G, 7/30-8/10	.385 AVG (15-for-39), 3 2B, 2 HR, 9 RBI, 13 R, 4 BB
Lawlar	9 G, 6/6-15	.410 AVG (16-for-39), 2 HR, 4 2B, 3B, 4 RBI, 4 BB, 14 R
Lawlar	9 G, 5/23-6/3	.389 AVG (14-for-36), 3 2B, 2 HR, 3 BB, 6 RBI, 3 SB, 6 R

FIELDING

CATCHER'S BOX (W/L BASED ON STARTS)						
PLAYER	CS	SB	ATT	CS %	PB	W-L
Centeno	8	32	40	.200	3	21-14
D'Orazio	8	23	31	.258	2	12-8
Dalesandro	0	4	4	.000	0	0-1
Del Castillo	14	38	52	.269	7	17-24
Roberts	8	30	38	.211	7	15-9
TOTAL	38	127	165	.230	19	65-56

TEAM FIELDING						
%	G	PO	A	E	DP	PB
.979	121	3155	996	90	81	19

MULTI-RUN INNINGS		
RUNS	NO. OF TIMES	LAST
2	83	8/29 vs MID, 8th inning
3	37	8/29 vs MID, 1st inning
4	30	8/27 @ SA, 2nd inning
5	12	8/16 vs ARK, 8th inning
6	9	8/27 @ SA, 9th inning
7	5	6/29 vs TUL, 1st inning
8+	-	

SCORE BY INNING												
	1	2	3	4	5	6	7	8	9	10	11+	TOTAL
OPP	83	75	85	83	103	108	78	56	45	6	3	724
AMA	93	81	81	77	95	71	108	86	45	4	2	743

ERRORS BY POSITION		
POSITION	SOD POODLES	OPPONENT
C	12	11
1B	9	11
2B	17	12
3B	20	15
SS	15	18
LF	2	4
CF	3	4
RF	3	4
P	9	15
TOTAL	90	94

NOTABLE GAMES



AMARILLO HAVE 5 OR FEWER HITS		
DATE	HITS	OPPONENT
4/15	4	CC
4/20	4	@NWA
4/22	3	@NWA
4/27	5	FRI
5/2	5	@CC
5/4	2	@CC
5/12	5	MID
5/14 (G2)	4	MID
5/16	2	@FRI
5/18	2	@FRI
5/19	4	@FRI
5/21	4	@FRI
5/26	5	@SA
6/20	4	@CC
7/8 (1)	5	@ SPR
7/20	5	vs WCH
7/21	5	vs WCH
8/10	5	@ TUL
8/11	3	@ TUL
8/23	5	@ SA
8/25	4	@ SA
TOTAL: 21 (6 HOME, 15 ROAD)		

OPPONENTS HAVE 5 OR FEWER HITS		
DATE	HITS	OPPONENT
4/1	3	@FRI
4/19	2	@NWA
4/20	4	@NWA
4/27	5	FRI
5/2	3	@CC
5/3	5	@CC
5/4	5	@CC
5/14 (G1)	2	MID
5/21	3	@FRI
5/26	5	@SA
5/27	2	@SA
5/30	3	SPR
6/1	5	SPR
6/3 (G2)	4	SPR
6/7	3	@MID
6/11	3	@ MID
6/24	5	@ CC
6/25	5	@ CC
7/15	5	vs FRI
7/16	3	vs FRI
8/3	5	vs CC
8/9	4	@ TUL
8/25	1	@ SA
TOTAL: 23 (8 HOME, 15 ROAD)		

AMARILLO HAVE 10 OR MORE RUNS		
DATE	RUNS	OPPONENT
4/12	13	CC
4/14	10	CC
4/26	12	FRI
4/29	11	FRI
5/5	12	@CC
5/14 (G1)	10	MID
6/8	12	@MID
6/10	13	@ MID
6/13	15	vs SA
6/29	12	vs TUL
7/1	12	vs TUL
7/3 (1)	15	vs TUL
7/3 (2)	10	vs TUL
7/15	11	vs FRI
7/18	10	vs WCH
8/2	11	vs CC
8/12	10	@ TUL
8/16	17	vs ARK
8/27	10	@ SA
TOTAL: 19 (14 HOME, 5 ROAD)		

OPPONENTS HAVE 10 OR MORE RUNS		
DATE	RUNS	OPPONENT
4/6	12	@FRI
4/12	10	CC
4/14	13	CC
4/16	11	CC
4/18	16	@NWA
4/26	11	FRI
4/28	12	FRI
4/30	12	FRI
5/6	12	@CC
5/9	11	MID
5/11	16	MID
5/14 (G2)	13	MID
5/17	10	@FRI
5/23	14	@SA
5/31	13	SPR
6/10	10	@MID
6/15	11	vs SA
6/16	12	vs SA
6/18	11	vs SA
6/20	12	@CC
7/1	10	vs TUL
7/23	12	vs WCH
7/28	10	@ MID
8/2	13	vs CC
8/6	14	vs CC
8/27	11	@ SA
TOTAL: 26 (17 HOME, 9 ROAD)		

EXTRA INNING GAMES (7) 2-5

DATE	OPP	RESULT	SCORE	W	L	S	TIME
4/20	@NWA	W (10)	3-2	Otanez, M (1-0)	Biasi, D (1-1)	Rice, J (1)	3:08
4/26	FRI	W (10)	12-11	Workman, B (1-0)	Church, M (0-1)	-	3:24
5/20	@FRI	L (10)	8-7	Kelly, A (2-0)	Stumpo (0-1)	-	3:26
6/3 (G1)	SPR	L (8)	5-4	Roycroft, C (1-0)	Backhus, K (0-1)	Granillo, A (2)	2:26
6/30	TUL	L (13)	7-6	Fisher, B (5-1)	Grammes, C (2-2)	-	3:42
8/22	@SA	L (10)	8-7	Bachar, L (4-0)	Stumpo, M (1-4)	-	3:11
8/26	@SA	L (10)	6-5	Contreras, E (6-7)	Norris, L (0-1)	-	3:08

PINCH HITTER TOTALS

PLAYER	DATE	SITUATION	RESULT
Watkins	5/9	Bot 8, 2 outs	2-RBI Triple
Tawa	6/30	Bot 8, 1 out	Sac Fly
Beer	6/30	Bot 11, 0 out	Sac Fly
Vicuña	7/20	Bot 9, 0 out	E 9
Cintron	8/26	Top 10, 2 outs	6-3

Total: 1-for-2, 3B, 4 RBI

DOUBLEHEADERS (4) 6-2

DATE	OPP	RESULT	SCORE	W	L	S	TIME
5/14 (1)	MID	W	10-1	Albright, L (2-2)	Ginn, J (0-2)	-	1:40
5/14 (2)	MID	L	13-1	Tomioka, S (1-0)	Hill, J (0-3)	-	2:32
6/3 (1)	SPR	L (8)	5-4	Roycroft, C (1-0)	Backhus, K (0-1)	Granillo, A (2)	2:26
6/3 (2)	SPR	W	6-1	Olivero, D (2-4)	Hernandez, K (5-2)	-	1:39
7/3 (1)	TUL	W	15-7	Olivero, D (5-5)	Casparius, B (0-3)	-	1:54
7/3 (2)	TUL	W	10-9	Montes De Oca, C (1-1)	Sublette, R (1-3)	Green, J (4)	2:26
7/8 (1)	@ SPR	W	4-3	Hill, J (3-4)	Pereira, W (5-5)	Pope, A (1)	2:07
7/8 (2)	@ SPR	W	7-6	Backhus, K (4-3)	Pope, B (1-2)	Green, J (5)	2:16

SHUTOUTS (8) 6-2

DATE	OPP	RESULT	SCORE	W	L	S	TIME
4/19	@NWA	W	5-0	Jarvis, B (2-1)	Veneziano, A (1-1)	-	2:29
4/21	@NWA	L	5-0	Hoffmann, A (2-1)	Hill, J (0-1)	-	2:26
4/22	@NWA	L	5-0	Marsh, A (1-0)	Patrick, C (0-3)	-	2:14
5/3	@CC	W	3-0	Pope, A (1-0)	Kouba, R (1-1)	Backhus, K (4)	2:15
5/27	@SA	W	1-0	Patrick, C (2-5)	Snider, D (0-3)	-	2:30
6/7	@MID	W	4-0	Green, J (1-0)	Cusick, R (3-3)	-	2:35
7/16	vs FRI	W	8-0	Lin, Y (1-0)	Bremer, N (0-1)	-	2:24
8/25	@ SA	W	1-0	Rashi, T (1-0)	Bachar, L (4-1)	Otanez, M (1)	2:11

WALK-OFF WINS

DATE	SCORE	GAME-WINNING PLAY
4/26	12-11 (10th)	Lawlar RBI-double
6/1	3-2 (7th)	Duzenack two RBI Single
8/3	4-3	Roberts RBI-double
8/5	8-7	Beer solo HR
8/29	7-6	Vukovich Solo HR

#38 CONOR GRAMMES - RHP 2023 HIGHS: IP - 3.1, K - 5, BB - 4, H - 4, R - 3, ER - 2

HEIGHT: 6'1" WEIGHT: 200 B/T: R/R AGE: 26 (7/13/1997 in McLean, VA)

25 G 4-2 0/3 SV/SVO 53/30 K/BB 4.06 ERA

OVERALL: 24 G, 2 HLD, 5 GF, 35.1 IP, 32 H, 17 ER, 5 HR, 51 K, 30 BB AUGUST: 7 G (3 GS), 1-0, 6.57 ERA, 12.1 IP, 8 H, 11 R, 9 ER, 3 HR, 18 K, 13 BB

LAST 10 G: 1-0, 4.42 ERA, 5 GS, 18.1 IP, 14 H, 9 ER, 3 HR, 28 K, 13 BB VS. MID: 4 G, 1 GS, 0-0, 0.00 ERA, GF, 2 HLD, 7.0 IP, 7 H, 9 K, 2 BB

Selected by the Arizona Diamondbacks 5th round of the 2019 MLB draft out of Xavier University (Cincinnati, OH).
In games where he logged at least 2.0 innings on the bump (6 G) in 2022, he also posted his most single-game strikeouts, encompassing both of his five (8/4 & 8/13) and four K (8/9 & 8/30) performances.

Across a 12 game stretch, he logged at least two strikeouts in all but one relief appearances from 7/15-9/3/22 (19.0 IP), logging 36 total punch outs (17.1 K/9) across the stretch.

2023 SPLITS

VS. RHB: .145/.287/.197, 11 H, 4 2B, 7 RBI, 36 K, 14 BB, 94 PA
HOME: 12 G, 3-2, 4.42 ERA, 18.1 IP, 18 H, 2 HR, 9 ER, 26 K, 17 BB
W/ RISP: .224/.365/.367, 11 H, 18 RBI, 2 HR, 26 K, 11 BB, 63 PA

VS. LHB: .344/.481/.607, 21 H, 5 HR, 2B, 17 RBI, 17 K, 16 BB, 77 PA
AWAY: 13 G, 1-0, 3.72 ERA, 2 GS, 2 HLD, 2 GF, 4.2 IP, 14 H, 3 HR, 8 ER, 27 K, 13 BB

RECENT APPEARANCES

DATE	DEC	P-S	IP	H	R	ER	HR	BB	SO	IR/S
7/15	ND	17-12	1.0	3	3	0	0	1	2	0/0
7/19	W (3)	31-18	1.1	1	0	0	0	1	2	3/2
7/23	ND	37-23	2.0	1	0	0	0	0	5	--
7/26	ND	12-8	1.0	1	0	0	0	0	1	0/0
7/29	ND	46-32	3.0	4	1	0	0	0	4	--
8/3	ND	60-37	3.1	2	2	2	1	1	5	--
8/9	ND	43-26	2.0	1	3	2	1	2	3	--
8/12	ND	32-14	1.0	0	1	0	0	3	3	0/0
8/15	ND	45-23	1.2	1	2	2	1	3	3	--
8/18	W (4)	23-12	1.0	3	1	1	0	1	1	0/0
8/22	BS (3)	37-17	1.1	1	2	2	0	3	1	0/0
8/26	ND	25-16	2.0	0	0	0	0	0	2	0/0

LAST WIN: 8/18/23 vs. ARK
LAST LOSS: 6/30/23 vs. TUL
LAST SAVE: 5/21/23 @ EUG (A+)

#35 DILLON LARSEN - LHP 2023 HIGHS: IP - 3.0, K - 2, BB - 4, H - 2, R - 5, ER - 5

HEIGHT: 6'5" WEIGHT: 230 B/T: R/L AGE: 24 (7/9/1998 in Ellensburg, WA)

9 G 0-0 0/0 SV/SVO 12/22 K/BB 6.88 ERA

OVERALL: 8 G, 15.2 IP, HLD, GF, 8 H, HR, 10 R, 10 ER, 11 K, 18 BB AUGUST: 7 G, 0-0, 8.16 ERA, HLD, GF, 14.1 IP, 8 H, 2 HR, 13 ER, 10 K, 19 BB

LAST 10 G: 0-0, 6.88 ERA, HLD, GF, 17.0 IP, 9 H, 2 HR, 13 ER, 12 K, 22 BB VS. MID: --

Signed by the Arizona Diamondbacks as a minor league free agent on May 13, 2022 out of Central Washington University.

From 7/12-9/3/2022, he allowed just four earned runs across 12 relief appearances (18.2 IP), good for a 1.99 ERA.

Appeared in 25 games with High-A Hillsboro in 2023, going 1-4 with a 4.54 ERA over 41.2 IP with 55 K and 38 BB.

Across eight total Double-A appearances with Amarillo over the last two years is 0-1 with a 5.94 ERA (11 H, 11 ER, 14 K, 20 BB)

2023 SPLITS

VS. RHB: .171/.388/.400, 6 H, 3 2B, 2 HR, 10 RBI, 5 K, 12 BB, 50 PA
HOME: 6 G, 0-0, 5.84 ERA, 12.1 IP, 6 H, 8 ER, HR, 9 K, 15 BB
W/ RISP: .227/.471/.545, 5 H, 2B, 2 HR, 12 RBI, 6 K, 11 BB, 35 PA

VS. LHB: .143/.419/.286, 3 H, 2B, 3B, 2 RBI, 7 K, 10 BB, 31 PA
AWAY: 3 G, 0-0, 9.64 ERA, HLD, GF, 4.2 IP, 3 H, 5 R, 5 ER, 3 K, 7 BB

RECENT APPEARANCES

DATE	DEC	P-S	IP	H	R	ER	HR	BB	SO	IR/S
4/26	ND	10-5	0.1	0	0	0	0	1	0	3/1
4/28	ND	37-20	2.1	1	0	0	0	2	2	2/1
8/3	ND	49-25	3.0	0	0	0	0	3	2	0/0
8/6	ND	42-20	0.2	2	5	5	0	4	2	2/2
8/11	ND	48-27	2.1	2	2	2	0	3	2	1/0
8/15	ND	49-29	3.0	1	0	0	0	3	2	3/0
8/19	ND	48-27	3.0	2	3	3	1	2	1	3/1
8/24	H (1)	9-5	1.0	0	0	0	0	0	0	0/0
8/27	ND	36-12	1.1	1	3	3	1	4	1	2/2

LAST WIN: 6/24/23 vs. EVE (A+)
LAST LOSS: 6/9/23 vs. SPO (A+)
LAST SAVE: 8/28/22 @ VAN (A+)

#24 WILL MABREY - LHP 2023 HIGHS: IP - 3.0, K - 2, BB - 2, H - 3, R - 2, ER - 2

HEIGHT: 6'0" WEIGHT: 185 B/T: L/L AGE: 22 (9/23/2000 in Cookeville, TN)

13 G 3-0 2/2 SV/SVO 16/12 K/BB 3.48 ERA

OVERALL: 13 G, 2 GS, 4 GF, 2 HLD, 20.2 IP, 14 H, 8 R, 8 ER, 4 HR, 16 K, 12 BB AUGUST: 8 G, 2-0, 3.38 ERA, 2 GS, 3 GF, SV, 13.1 IP, 9 H, 5 ER, 3 HR, 9 K, 9 BB

LAST 10 G: 3-0, 3.31 ERA, 2 GS, 3 GF, HLD, 16.1 IP, 10 H, 6 ER, 3 HR, 12 K, 9 BB VS. MID: 3 G, 2-0, 1.93 ERA, GF, HLD, 4.2 IP, H, R, ER, 5 K

Selected by the Arizona Diamondbacks in the 6th round of the 2022 MLB Draft out of the University of Tennessee

Following the draft, was placed on the 60-day IL

Made his professional debut on April 6, 2023 with Low-A Visalia... In 9 games, went 2-0 with a 3.95 ERA over 13.2 IP

Appeared in 18 games with High-A Hillsboro going 1-1 with a 2.33 ERA over 27.0 IP and had 31 K to just five walks.

2023 SPLITS

VS. RHB: .186/.352/.442, 8 H, 3 HR, 2B, 3 RBI, 8 K, 10 BB, 55 PA
HOME: 8 G, 1-0, 5.06 ERA, 2/2 SVO, HLD, 10.2 IP, 10 H, 6 ER, 4 HR, 9 K, 8 BB
W/ RISP: .083/.185/.125, 2 H, 2B, 3 RBI, 4 K, 3 BB, 28 PA

VS. LHB: .214/.267/.393, 6 H, 2 2B, HR, 4 RBI, 8 K, 2 BB, 30 PA
AWAY: 5 G (1 GS), 2-0, 1.80 ERA, 10.0 IP, 4 H, 2 ER, 7 K, 4 BB

RECENT APPEARANCES

DATE	DEC	P-S	IP	H	R	ER	HR	BB	SO	IR/S
7/18	S (1)	19-15	2.0	1	0	0	0	0	2	2/0
7/21	H (1)	31-17	1.1	3	2	2	1	2	1	0/0
7/25	ND	20-13	1.0	1	1	1	0	0	1	0/0
7/29	W (1)	20-13	2.0	0	0	0	0	0	2	0/0
8/1	S (2)	14-9	1.0	1	1	1	1	0	1	0/0
8/5	ND	33-17	0.2	0	0	0	0	0	2	1--
8/9	W (2)	47-29	3.0	0	0	0	0	2	2	0/0
8/15	ND	27-17	1.0	2	2	2	1	1	0	0/0
8/19	ND	39-22	2.0	3	1	1	1	2	1	0/0
8/23	ND	19-12	1.0	2	1	1	0	0	0	0/0
8/26	ND	40-26	3.0	1	0	0	0	2	2	--
8/29	W (3)	14-10	1.2	0	0	0	0	0	2	1/0

LAST WIN: 8/29/23 vs. MID
LAST LOSS: 6/3/23 @ EVE (A+)
LAST SAVE: 8/1/23 vs. CC

#21 - CARLOS MEZA - LHP 2023 HIGHS: IP-- , K-- , BB-- , H-- , R-- , ER--

HEIGHT: 6'1" WEIGHT: 155 B/T: L/L AGE: 22 (2/10/2001 in Charallave, Venezuela)

- G 0-0 -/- SV/SVO -/- K/BB -.- ERA

OVERALL: -- AUGUST: --

LAST 10 G: -- VS. MID: --

Was signed by the Arizona Diamondbacks on March 23, 2018 to a minor league contract.

Spent the 2018-19 seasons in the Dominican Summer League, going 5-3 with a 4.42 ERA in 28 games (2 starts).

In the Arizona Complex league in 2021, was 1-4 with a 4.97 ERA in 11 games (7 starts).

Spent all of 2022 with Low-A Visalia where he appeared in a career-high 38 games and was 6-4 with a 6.31 ERA.

So far in 2023, has appeared in 35 games with High-A Hillsboro and was 3-4 with a 4.94 ERA in 35 games.

2023 SPLITS

VS. RHB: .--/--/--, .--/--/--, .--/--/--
HOME: --
W/ RISP: --

VS. LHB: .--/--/--, .--/--/--, .--/--/--
AWAY: --

RECENT APPEARANCES

DATE	DEC	P-S	IP	H	R	ER	HR	BB	SO	IR/S
7/20	ND	19-14	1.0	1	0	0	0	0	1	0/0
7/23	ND	33-26	2.0	4	2	1	0	0	2	1/1
7/27	ND	9-6	1.0	0	0	0	0	0	1	0/0
7/30	ND	24-15	1.0	2	2	1	1	0	2	0/0
8/2	ND	24-14	1.1	3	3	1	2	1	1	1/1
8/5	ND	22-15	2.0	0	0	0	0	0	2	0/0
8/9	S (3)	22-18	2.0	1	0	0	0	2	2	0/0
8/12	S (4)	9-8	1.0	0	0	0	0	0	2	0/0
8/15	W (2)	28-18	2.1	1	1	1	1	1	1	3/0
8/18	S (5)	26-15	1.0	1	0	0	0	1	2	0/0
8/22	ND	34-20	2.0	1	0	0	0	1	1	0/0
8/26	BS (3)	35-26	1.2	3	2	2	0	0	1	0/0

LAST WIN: 5/24/23 vs. TRI (A+)
LAST LOSS: 8/26/23 vs. EUG (A+)
LAST SAVE: 8/16/23 @ EVE (A+)

#40 CHRISTIAN MONTES DE OCA - RHP 2023 HIGHS: IP - 2.1, K - 3, BB - 2, H - 5, R - 4, ER - 3

HEIGHT: 6'4" WEIGHT: 230 B/T: R/R AGE: 23 (8/30/1999 in Santo Domingo, Dominican Republic)

36 G 2-2 5/8 SV/SVO 44/22 K/BB 4.44 ERA

OVERALL: 36 G, 7 HLD, 15 GF, 50.2 IP, 44 H, 25 ER, 7 HR, 44 K, 22 BB AUGUST: 8 G, 1-0, 2.70 ERA, 3 SV, 13.1 IP, 10 H, 3 HR, 6 R, 4 ER, 12 K, 4 BB

LAST 10 G: 1-0, 2.93 ERA, 5 GF, 3 SV, 15.1 IP, 12 H, 4 HR, 5 ER, 15 K, 4 BB VS. MID: 6 G, 0-0, 6.43 ERA, 4 GF, HLD, 7.0 IP, 8 H, 5 R, 5 ER, HR, 5 K, 3 BB

Allowed runs in just two of his 10 games with Low-A Visalia to begin his professional career in 2022.

Made his professional debut on 4/21/2022 vs. San Jose tossing two scoreless innings where he struck out five batters.

Was a perfect 13-for-13 in save opportunities, tied for the most in the Diamondbacks farm system in 2022.

By April's end, he earned a 1.02 WHIP and a .139 BAA (5-for-36) in seven relief appearances (10.2 IP).

2023 SPLITS

VS. RHB: .172/.220/.302, 20 H, 4 HR, 2B, 3B, 11 RBI, 32 K, 6 BB
HOME: 17 G, 2-0, 4.97 ERA, 25.1 IP, 25 H, 4 HR, 14 ER, 23 K, 12 BB
W/ RISP: .293/.354/.397, 17 H, 3 2B, HR, 20 RBI, 17 K, 5 BB

VS. LHB: .329/.451/.521, 24 H, 5 2B, 3 HR, 18 RBI, 12 K, 16 BB
AWAY: 19 G, 0-2, 3.91 ERA, 10 GF, 6 HLD, 3 SV, 25.1 IP, 19 H, 11 ER, 3 HR, 21 K, 10 BB

RECENT APPEARANCES

DATE	DEC	P-S	IP	H	R	ER	HR	BB	SO	IR/S
7/20	ND	19-14	1.0	1	0	0	0	0	1	0/0
7/23	ND	33-26	2.0	4	2	1	0	0	2	1/1
7/27	ND	9-6	1.0	0	0	0	0	0	1	0/0
7/30	ND	24-15	1.0	2	2	1	1	0	2	0/0
8/2	ND	24-14	1.1	3	3	1	2	1	1	1/1
8/5	ND	22-15	2.0	0	0	0	0	0	2	0/0
8/9	S (3)	22-18	2.0	1	0	0	0	2	2	0/0
8/12	S (4)	9-8	1.0	0	0	0	0	0	2	0/0
8/15	W (2)	28-18	2.1	1	1	1	1	1	1	3/0
8/18	S (5)	26-15	1.0	1	0	0	0	1	2	0/0
8/22	ND	34-20	2.0	1	0	0	0	1	1	0/0
8/26	BS (3)	35-26	1.2	3	2	2	0	0	1	0/0

LAST WIN: 8/15/23 vs. ARK
LAST LOSS: 7/5/23 @ SPR
LAST SAVE: 8/18/23 vs. ARK

#45 EMAILIN MONTILLA - LHP 2023 HIGHS: IP - 1.2, K - 2, BB - 3, H - 4, R - 4, ER - 4

HEIGHT: 6'5" WEIGHT: 270 B/T: L/L AGE: 27 (10/2/1995 in Neiba, Dominican Republic)

6 G 0-1 0/1 SV/SVO 6/5 K/BB 9.00 ERA

OVERALL: 6 G, BS, 2 GF, 6.0 IP, 10 H, 11 R, 6 ER, 6 K, 5 BB AUGUST: 6 G, 0-1, 9.00 ERA, 2 GF, BS, 6.0 IP, 10 H, 2 2B, 3B, 11 R, 6 ER, 6 K, 5 BB

LAST 10 G: 0-1, 9.00 ERA, 2 GF, BS, 6.0 IP, 10 H, 11 R, 6 ER, 6 K, 5 BB VS. MID: --

Was signed by the Arizona Diamondbacks to a minor league contract on March, 20, 2023

Spent the 2019-2022 seasons playing internationally between in Japan, the Dominican Winter League, Italian League, and the Nicaraguan Winter League, going 15-13 with a 3.58 ERA in 73 games (18 starts).

Had his best season with Parmaclima (Italian Serie A) in 2022 where he went 8-1 with a 1.68 ERA in 10 starts with 67 K and 9 BB.

In 15 games during his first minor league season has gone 1-0 with a 6.08 ERA between the ACL, Visalia, and Hillsboro.






2023 SPLITS

VS. RHB: .286/.333/.333, 6 H, 2B, 7 RBI, 6 K, 2 BB, 24 PA
HOME: 3 G, 0-1, 14.73 ERA, 3.2 IP, 8 H, 6 ER, 5 K, 4 BB
W/ RISP: .429/.500/.500, 6 H, 2B, 11

#14 LIAM NORRIS - LHP

2023 HIGHS: IP- 0.1, K--, BB- 1, H- 1, R- 1, ER--

RECENT APPEARANCES





HEIGHT: 6'4"		WEIGHT: 215		B/T: L/L		AGE: 22 (8/13/2001 in Chapel Hill, N.C.)			
1 G		0-1		-/- SV/SVO		-/1 K/BB		0.00 ERA	
OVERALL: 1 G, 0.1 IP; H, R, BB					AUGUST: 1 G, 0-1, 0.00 ERA, H, R, BB				
LAST 10 G: 0-1, 0.00 ERA, H, R, BB					VS. MID: --				
 Was selected by the Arizona Diamondbacks in the 3rd round (90th Overall) in the 2020 MLB Draft out of Green Hope HS in Cary, N.C.									
 Made his professional debut on May 9, 2021 with Low-A Visalia against Lake Elsinore.									
 Appeared in 16 G (14 GS) in 2021, going 0-7 with a 9.35 ERA between Low-A Visalia and the Arizona Complex League.									
 Pitched all of 2022 with Visalia, going 1-8 with a 7.33 ERA in 20 games (18 starts)...First pro win on 8/13 at Modesto (5.0 IP; 0 H, 0 R, 4 K).									
 Comes to Amarillo after 38 relief appearances in 2023 between Visalia and High-A Hillsboro...5-2 with a 3.40 ERA.									
2023 SPLITS		VS. RHB: .000/1.000/.000, BB, 1 PA				VS. LHB: .500/.500/.500, H, RBI, 2 PA			
		HOME: --				AWAY: 1 G, 0-1, 0.00 ERA, H, R, BB			
		W/ RISP: .500/.667/.500, H, RBI, BB, 3 PA							

DATE	DEC	P-S	IP	H	R	ER	HR	BB	SO	IR/S
8/26	L (1)	6-4	0.1	1	1	0	0	1	0	0/0
LAST WIN: 8/6/23 vs VAN (A+)										
LAST LOSS: 8/26/23 @ SA										
LAST SAVE: 8/9/23 @ SPO (A+)										

#41 MICHEL OTANEZ - RHP

2023 HIGHS: IP - 2.0, K - 4, BB - 3, H - 3, R - 5, ER - 5

RECENT APPEARANCES






HEIGHT: 6'4"		WEIGHT: 218		B/T: R/R		AGE: 26 (7/3/1997 in Villa La Mata, Dominican Republic)			
24 G		3-2		1/6 sv/svo		48/20 K/BB		6.00 ERA	
OVERALL: 24 G, 4 GF, 4 HLD, 30.0 IP, 27 H, 20 ER, 2 HR, 48 K, 20 BB						AUGUST: 8 G, 1-0, 4.76 ERA, HLD, 1/3 SVO, 11.1 IP, 9 H, 7 R, 6 ER, 19 K, 7 BB			
LAST 10 G: 1-1, 7.43 ERA, 2 GF, HLD, SV, 13.1 IP, 13 H, 11 ER, 22 K, 10 BB						VS. MID: 1 G, 0-1, --- ERA, BS, 0.0 IP, 2 H, 5 R, 5 ER, 3 BB			
 Entering his 6th professional season, having been in professional ball since his 2016 debut season in the Mets system.									
 During his debut season, he posted a 1-1 record with a 4.64 ERA across five starts in the Dominican Summer League.									
 This year marks the first year being apart of the D-backs organization, being signed as a minor league free agent on November 14, 2022.									
 Through his first five appearances this season, he posted a 3.00 ERA (2 ER, 6.0 IP) with a 5.5 K:BB (11 K, 2 BB).									
2023 SPLITS		VS. RHB: .254/.376/.352, 18 H, 4 2B, HR, 7 RBI, 31 K, 11 BB HOME: 12 G, 1-0, 4.50 ERA, 3 GF, 2 HLD, 16.0 IP, 17 H, HR, 8 ER, 22 K, 14 BB W/ RISP: .163/.308/.209, 7 H, 2 BB, 15 RBI, 21 K, 8 BB				VS. LHB: .205/.352/.341, 9 H, 3 2B, HR, 11 RBI, 17 K, 9 BB AWAY: 12 G, 2-2, 7.71 ERA, SV, 14.0 IP, 10 H, 12 ER, HR, 26 K, 6 BB, 3 HB			

DATE	DEC	P-S	IP	H	R	ER	HR	BB	SO	IR/S
7/14	ND	17-9	1.0	1	2	2	0	2	0	0/0
7/18	W (2)	34-22	2.0	3	1	1	0	1	2	0/0
7/22	ND	34-25	2.0	2	0	0	0	0	3	0/0
7/25	L (2) BS (3)	22-8	0.0	2	5	5	0	3	0	1/1
8/1	H (4)	20-14	1.0	1	0	0	0	1	1	0/0
8/4	ND	29-20	2.0	1	0	0	0	1	1	0/0
8/6	ND	23-13	1.0	0	0	0	0	1	3	0/0
8/10	W (3) BS (4)	42-27	2.0	1	2	2	0	2	4	0/0
8/13	ND	29-18	0.2	3	2	2	0	0	2	0/0
8/17	BS (5)	20-13	1.0	0	1	0	0	1	2	0/0
8/20	ND	42-21	1.2	3	2	2	0	2	3	0/0
8/25	S (1)	23-18	2.0	0	0	0	0	0	3	0/0
LAST WIN: 8/10/23 @ TUL										
LAST LOSS: 7/25/23 @ MID										
LAST SAVE: 8/25/23 @ SA										

#23 TAYLOR RASHI - RHP

2023 HIGHS: IP - 2.0, K - 3, BB - 1, H - 2, R - 1, ER - 1

RECENT APPEARANCES





HEIGHT: 6'4"		WEIGHT: 220		B/T: R/R		AGE: 27 (1/15/1996 in Torrance, CA)			
4 G		1-0		-/- SV/SVO		7/1 K/BB		1.80 ERA	
OVERALL: 4 G, 5.0 IP, GF, 3 H, R, ER, 7 K, BB					AUGUST: 1-0, 1.80 ERA, GF, 5.0 IP, 3 H, R, ER, 7 K, BB				
LAST 10 G: 1-0, 1.80 ERA, GF, 5.0 IP, 3 H, R, ER, 7 K, BB					VS. MID: 1 G, 0-0, 0.00 ERA, 1.0 IP, 3 K, BB				
<div><div></div><div>Was originally selected by the San Francisco Giants in the 23rd round of the 2019 MLB Draft out of UC-Irvine</div></div> <div><div></div><div>Appeared in 10 games during the 2019 season, going 2-0 with a 1.15 ERA between rookie and short-season A ball.</div></div> <div><div></div><div>Spent 2021 with High-A Eugene where he went 6-3 with a 4.44 ERA in 32 games in the Northwest League.</div></div> <div><div></div><div>Appeared in 30 games with Double-A Richmond in 2022 where he went 1-3 with a 2.83 ERA.</div></div> <div><div></div><div>Was claimed off waivers by the Arizona Diamondbacks on December 7, 2022...Was placed on the 60-day IL on 3/31/23</div></div>									
2023 SPLITS		VS. RHB: .000/.000/.000, 4 K, BB, 7 AB HOME: 3 G, 0-0, 3.00 ERA, GF, 3.0 IP, 3 H, 2 BB, R, ER, 4 K, BB W/ RISP: .000/.000/.000, 3 K, 4 AB				VS. LHB: .250/.250/.417, 3 H, 2 BB, RBI, 3 K AWAY: 1 G, 1-0, 0.00 ERA, 2.0 IP, 3 K			

DATE	DEC	P-S	IP	H	R	ER	HR	BB	SO	IR/S
8/16	ND	19-12	1.0	2	1	1	0	0	0	0/0
8/19	ND	10-7	1.0	1	0	0	0	0	1	0/0
8/25	W (1)	25-18	2.0	0	0	0	0	0	3	0/0
8/29	ND	19-12	1.0	0	0	0	0	1	3	1/0
LAST WIN: 8/25/23 @ SA										
LAST LOSS: 8/4/23 vs ACL Giants (Rk)										
LAST SAVE: 5/5/22 vs AKR (AA)										

#31 JAKE RICE - LHP

2023 HIGHS: IP - 2.0, K - 5, BB - 3, H - 3, R - 5, ER - 5

RECENT APPEARANCES





HEIGHT: 6'1"		WEIGHT: 220		B/T: L/L		AGE: 26 (7/19/1997 in Birmingham, AL)			
36 G		5-0		3/3 SV/SVO		53/31 K/BB		7.93 ERA	
OVERALL: 36 G, HLD, 8 GF, 36.1 IP, 29 H, 32 ER, 4 HR, 53 K, 31 BB, 7 HB						AUGUST: 10 G, 3-0, 3.29 ERA, GF, SV, 13.2 IP, 12 H, 5 ER, 2 HR, 25 K, 5 BB			
LAST 10 G: 3-0, 3.29 ERA, GF, SV, 13.2 IP, 12 H, 5 ER, 2 HR, 25 K, 5 BB						VS. MID: 5 G, 0-0, 10.80 ERA, GF, HLD, 5.0 IP, 5 H, 6 R, 6 ER, HR, 5 K, 3 BB			
 Made his professional and Low-A debut on 8/18/2021 and tossed 3.2 innings of relief, allowing just one (1) hit and punching out six (6).									
 During his time in Hillsboro in 2022 (4/9-5/22), tied 1st in wins (3) and 2nd in game appearances (11) among qualified club mates.									
 From 8/12-9/16/2022 (AMA), he held his opponent scoreless in eight (8) out of 10 straight relief appearances (9.2 IP), allowing just four (4) earned runs and punching out 10 in the process (3.91 ERA).									
 Set a season-high with 2.0 IP and five strikeouts of the Corpus Christi Hooks on August 5.									
2023 SPLITS		VS. RHB: .238/.409/.440, 20 H, 5 2B, 4 HR, 21 RBI, 36 K, 20 BB, 5 HB				VS. LHB: .176/.344/.196, 9 H, 2B, 6 RBI, 17 K, 11 BB, 2 HB			
		HOME: 20 G, 3-0, 6.52 ERA, 19.1 IP, 17 H, 14 R, 14 ER, 3 HR, 26 K, 16 BB				AWAY: 16 G, 2-0, 9.53 ERA, 17.0 IP, 12 H, 18 ER, HR, 27 K, 15 BB, 6 HB			
		W/ RISP: .275/.464/.425, 11 H, 3 2B, HR, 22 RBI, 15 K, 14 BB, HB							

DATE	DEC	P-S	IP	H	R	ER	HR	BB	SO	IR/S
7/23	ND	23-9	1.0	0	0	0	0	2	1	1/1
7/29	ND	29-18	1.0	1	2	2	0	1	3	0/0
8/3	W (3)	10-8	1.0	1	0	0	0	1	1	0/0
8/5	ND	25-23	2.0	2	1	1	1	0	5	0/0
8/8	ND	37-26	2.0	1	0	0	0	0	3	0/0
8/12	W (4)	31-20	2.0	1	0	0	0	1	4	0/0
8/15	S (3)	16-11	1.0	1	2	2	1	1	1	0/0
8/18	ND	22-17	1.1	2	0	0	0	0	3	0/0
8/20	W (5)	13-10	1.0	0	0	0	0	0	2	0/0
8/23	ND	30-20	1.1	1	0	0	0	1	3	0/0
8/26	ND	22-15	1.1	1	0	0	0	0	3	1/0
8/29	ND	21-12	0.2	2	2	2	0	1	0	0/0
LAST WIN: 8/20/23 vs ARK										
LAST LOSS: 8/24/21 vs. RC (A-)										
LAST SAVE: 8/15/23 vs ARK										

#29 RAFFI VIZCAINO - RHP

2023 HIGHS: IP - 3.0, K - 6, BB - 4, H - 3, R - 3, ER - 3

RECENT APPEARANCES

HEIGHT: 6'0"		WEIGHT: 237		B/T: R/R		AGE: 27 (12/2/1995 in Sabana Grande, Dominican Republic)			
22 G		0-1		2/3 SV/SVO		39/19 K/BB		5.33 ERA	
OVERALL: 22 G, 9 GF, GS, 2 HLD, 27.0 IP, 25 H, 20 R, 16 ER, 6 HR, 39 K, 19 BB									
AUGUST: 9 G, 0-0, 4.26 ERA, 2 GF, HLD, 12.2 IP, 12 H, 8 R, 6 ER, 2 HR, 17 K, 8 BB									
LAST 10 G: 0-0, 3.68 ERA, 2 GF, 2 HLD, 14.2 IP, 12 H, 8 R, 6 ER, 2 HR, 20 K, 8 BB									
VS. MID: 2 G, 0-0, 0.00 ERA, HLD, 3.0 IP, 4 K, 2 BB									
 Entering his ninth professional season after taking a one year hiatus for the 2022 campaign, professionally debuting back in 2013.									
 During his debut 2013 season, he posted a 3.80 ERA across 11 game starts (47.1 IP) while punching out 41 batters.									
 This season will be his first in the yellow city and the third season that he spends time at the Double-A level.									
 In his most recent season (2021), he logged a 5.40 ERA (24 ER, 40.0 IP) in 32 relief appearances (2 GS).									
2023 SPLITS		VS. RHB: .262/.364/.508, 17 H, 4 HR, 2 2B, 3B, 12 RBI, 26 K, 11 BB					VS. LHB: .205/.354/.436, 8 H, 2 HR, 2B, 3B, 4 RBI, 13 K, 8 BB		
		HOME: 12 G, 0-0, 5.40 ERA, 4 GF, HLD, 16.2 IP, 17 H, 12 R, 10 ER, 3 HR, 25 K, 11 BB					AWAY: 10 G, 0-1, 5.23 ERA, 5 GF, 2/3 SVO, 10.1 IP, 8 H, 8 R, 6 ER, 3 HR, 14 K, 8 BB		
		W/ RISP: .214/.361/.321, 6 H, HR, 9 RBI, 13 K, 7 BB							

DATE	DEC	P-S	IP	H	R	ER	HR	BB	SO	IR/S
7/23	ND	9-6	1.0	2	1	1	1	0	1	0/0
7/27	ND	22-12	1.0	0	0	0	0	2	1	0/0
7/29	H (1)	24-14	2.0	0	0	0	0	0	3	0/0
8/1	H (2)	32-23	2.0	0	0	0	0	1	2	0/0
8/4	ND	32-22	2.0	2	0	0	0	1	4	0/0
8/6	ND	9-6	0.2	1	0	0	0	0	0	3/2
8/9	ND	20-12	1.0	2	1	1	1	0	0	0/0
8/13	ND	29-11	1.0	0	1	1	0	4	2	0/0
8/17	ND	29-21	1.0	3	2	2	0	1	3	0/0
8/20	ND	43-25	3.0	1	0	0	0	0	2	--
8/24	ND	37-19	1.2	2	2	0	0	1	2	0/0
8/27	ND	21-13	1.0	1	2	2	1	0	2	0/0
LAST WIN: 4/28/23 vs SUG (AAA)										
LAST LOSS: 7/5/23 @ SPR										
LAST STRT: 7/0 @ SDP										

STARTERS:	W/L	Quality	IP	H	R	ER	HR	BB	SO	ERA
	29-33	19	532.2	556	369	337	76	284	523	5.69
RELIEVERS:	W/L	SV/OPP	IP	H	R	ER	HR	BB	SO	ERA
	36-23	31/55	519.0	487	355	309	73	319	613	5.36

PITCHER STARTS: Albright (24), Hill (23), Patrick (19), Olivero (17), Lin (8), Bain (7), Solomon (7), Grammes (5), Tineo (4), Jarvis (3), Mabrey (2) Davies (1), Vizcaino (1)

QUALITY CONTROL														
STARTING PITCHER	TOTAL STARTS	QUALITY STARTS	6-6.2 IP (3 ER)	6-6.2 IP (2 ER)	6-6.2 IP (1 ER)	6-6.2 IP (0 ER)	7-7.2 IP (3 ER)	7-7.2 IP (2 ER)	7-7.2 IP (1 ER)	7-7.2 IP (0 ER)	8-9 IP (3 ER)	8-9 IP (2 ER)	8-9 IP (1 ER)	8-9 IP (0 ER)
ALBRIGHT	24	5	1	1	2	1	-	-	-	-	-	-	-	-
BAIN	7	1	1	-	-	-	-	-	-	-	-	-	-	-
DAVIES	1	-	-	-	-	-	-	-	-	-	-	-	-	-
GRAMMES	5	-	-	-	-	-	-	-	-	-	-	-	-	-
HILL	23	3	-	-	-	1	-	-	1	1	-	-	-	-
JARVIS	3	-	-	-	-	-	-	-	-	-	-	-	-	-
LIN	8	2	-	-	-	1	-	1	-	-	-	-	-	-
MABREY	2	-	-	-	-	-	-	-	-	-	-	-	-	-
OLIVERO	17	1	-	-	1	-	-	-	-	-	-	-	-	-
PATRICK	19	6	2	1	-	2	-	-	-	1	-	-	-	-
SOLOMON	7	1	1	-	-	-	-	-	-	-	-	-	-	-
TINEO	4	-	-	-	-	-	-	-	-	-	-	-	-	-
VIZCAINO	1	-	-	-	-	-	-	-	-	-	-	-	-	-
-	-	-	-	-	-	-	-	-	-	-	-	-	-	-

TEAM PITCHING																			
OVERALL																			
	W	L	ERA	G	CG	SHO	SV	SVO	IP	H	R	ER	HR	HB	BB	IBB	SO	WHIP	AVG
	65	56	5.52	121	0	6	31	55	1051.2	1043	724	645	149	67	603	6	1136	1.57	.258
MONTHLY																			
APRIL	11	10	6.02	21	0	1	6	7	187.0	189	141	125	23	10	114	1	221	1.62	.260
MAY	10	16	5.86	26	0	2	4	8	219.2	216	157	143	26	14	140	1	235	1.62	.258
JUNE	15	10	5.33	25	0	1	5	11	221.0	217	141	131	39	22	110	1	217	1.48	.257
JULY	15	9	5.16	24	0	1	7	13	202.1	220	131	116	27	9	103	0	210	1.60	.276
AUGUST	14	11	5.28	25	0	1	9	16	221.2	201	154	130	34	12	136	3	253	1.52	.238
SEPTEMBER	-	-	-	-	-	-	-	-	-	-	-	-	-	-	-	-	-	-	-
HOME VS. ROAD TEAM PITCHING																			
	W	L	ERA	G	CG	SHO	SV	SVO	IP	H	R	ER	HB	BB	SO	WHIP	AVG		
HOME	33	25	6.25	58	0	1	13	21	514.0	545	395	357	30	316	566	1.68	.270		
ROAD	32	31	4.82	63	0	5	18	34	537.2	498	329	288	37	287	570	1.46	.245		

PITCHING STREAKS (NO EARNED RUNS)																			
CONSECUTIVE SCORELESS INNINGS										CONSECUTIVE SCORELESS APPEARANCES									
PLAYER	LENGTH (IP) - DATES			STREAK STATS						PLAYER	LENGTH - DATES			STREAK STATS					
Patrick	16.2 - 7/19-30			3 GS, 14 K, 10 H, 2 BB						Green	12 G, 6/3-7/8			8 H, 13 K, 4 BB, 58 BF					
Green	15.1 - 6/3-7/8			12 G, 8 H, 13 K, 4 BB						Backhus	9 G - 5/18-6/11			10 H, 14 K, 4 BB, HB					
Hill	14.1 - 7/15-27			3 GS, 6 H, 13 K, 4 BB						Saalfrank	8 G - 5/7-5/30			3 H, 17 K, 5 BB, HB					
Saalfrank	12.1 - 5/4-5/30			9 G, 3 H, 18 K, 5 BB, HB						Backhus	6 G, 8/5-24			7 H, 12 K, 6 BB					
Patrick	11.1 - 5/21-6/3			3 GS, 3 H, 12 K, 4 BB						Backhus	6 G, 7/8-30			7 H, 7 K, 5 BB					
Backhus	10.2 - 5/18-6/11			9 G, 10 H, 14 K, 4 BB, HB						Pope	6 G - 5/26 - 6/16			4 H, 11 K, 35 BF					
Backhus	10.1 - 8/5-24			6 G, 7 H, 12 K, 6 BB						Backhus	6 G - 4/15-5/3			2 H, 2 BB, 9 K					
Pope	10.1 - 5/26-6/20			7 G, 4 H, 13 K, 2 BB, HB						Grammes	5 G, 7/15-29			10 H, 14 K, 2 BB, HBP					
Backhus	9.1 - 4/12-5/6			8 G, 4 H, 12 K, 2 BB						Vizcaino	5 G, 7/27-8/6			3 H, 10 K, 4 BB					
Grammes	9.1 - 7/15-8/3			6 G (3 GS), 11 H, 15 K, 2 BB, HBP						Rice	4 G, 8/18-26			4 H, 11 K, BB					
Hill	8.1 - 8/8-13			2 GS, 3 H, 7 K, 2 BB						Rice	4 G, 6/3-15			H, 3 K, 2 BB, HB					
Backhus	7.2 - 7/8-8/2			7 G, 8 H, 7 K, 5 BB						Grammes	3 G, 6/28-7/5			2 H, 4 K, 3 BB					
Lin	7.2 - 7/22-28			2 GS, 4 H, 9 K, BB, HBP						Larsen	3 G, 4/26-8/3			H, 4 K, 6 BB					
Vizcaino	7.2 - 7/23-8/6			5 G, 3 H, 10 K, 4 BB						Montes De Oca	3 G, 8/5-12			H, 6 K, 2 SV					

EJECTIONS

PLAYER/COACH	DATE/LOCATION	UMPIRE	REASON
Shawn Roof	4/30, HODGETOWN vs. FRI	HP Jarrod Moehlmann	Arguing call
Shawn Roof	5/20, Riders Field @ FRI	3B Steven Rios Jr.	Arguing call
Shawn Roof	6/9, Momentum Bank Ballpark @ MID	3B Sean Sparling	Checked swing
Jamison Hill	6/18, HODGETOWN vs SA	1B Steven Rios Jr.	Words
Shawn Roof	6/18, HODGETOWN, vs SA	HP Malcom Smith	Arguing call
Juan Centeno	6/30, HODGETOWN, vs TUL	HP Jarrod Moehlmann	Arguing call
Tom Gorzelanny	7/28, Momentum Bank Ballpark @ MID	HP Chris Murphy	Balls/Strikes
Shawn Roof	8/4, HODGETOWN, vs CC	HP Ty Krauss	Arguing Balk

AWARDS

PLAYER/COACH	AWARD	DATES	STATS
Bryce Jarvis	Texas League Pitcher of the Week	4/17-4/23	1-0, 5.0 IP, 0 H, 8 K, 4 BB
Ryan Bliss	Texas League Player of the Month	April	18 G, .410 AVG (34-for-83), 2 HR, 14 RBI, 17 R
Chad Patrick	Texas League Pitcher of the Week	5/22-5/28	1-0, 7.0 IP, 2 H, 6 K, 2 BB
Ryan Bliss	Texas League Player of the Month	May	23 G, .361 AVG (35-for-97), 5 HR, 13 RBI, 21 R
Caleb Roberts	Texas League Player of the Week	6/28-7/2	.438 (7-for-16), 3 HR, 2 2B, 4 RBI, 3 BB, 1.675 OPS
Deyvison De Los Santos	ARI MiLB Player of the Month	July	14 G, .364 (20-for-55), 2 HR, 4 2B, 3B, 10 RBI
Neyfy Castillo	Texas League Player of the Week	8/14-20	.478 (11-for-23), 4 HR, 2 2B, 3B, 14 RBI, 1.694 OPS

2023 MILESTONES ON THE HORIZON

NAME	MILESTONE	TO MEET (CURRENT TOTAL)
A.J. Vukovich	Amarillo Single-Season RBI Record	7 (87)
TEAM	Single-Month HR Record	4 (40)
Caleb Roberts	Amarillo Single-Season Triples Record	1 (8)
TEAM	Single-Season HR Record	11 (169)

2023 MILESTONES REACHED

NAME	MILESTONE	DATE
Luke Albright	150 Career IP	4/7 @ FRI
Ryan Bliss	150 Career Hits	4/14 vs. CC
A.J. Vukovich	150 Career RBI	4/16 vs. CC
Tim Tawa	150 Career Hits	4/16 vs. CC
A.J. Vukovich	150 Career RBI	4/16 vs. CC
Andrew Saalfrank	100 Career Strikeouts	4/20 @ NWA
Jamison Hill	150 Career Strikeouts	4/21 @ NWA
Austin Pope	200 Career Strikeouts	4/21 @ NWA
Austin Pope	200 Career IP	6/24 @ CC
Devison De Los Santos	150 Career RBI	4/26 vs. FRI
Jackson Goddard	150 Career Strikeouts	4/28 vs. FRI
Deyni Olivero	400 Career IP	4/29 vs. FRI
Tristin English	250 Career Hits	4/29 vs. FRI
Adrian Del Castillo	100 Career Hits	4/30 vs. FRI
A.J. Vukovich	250 Career Hits	5/4 @ CC
Michel Otanez	250 Career Strikeouts	5/17 @ FRI
Ryan Bliss	200 Career Hits	5/28 @ SA
Ryan Bliss	100 Career RBI	6/17 vs SA
Kyle Backhus	100 Career IP	6/1 vs. SPR
Deyni Olivero	300 Career Strikeouts	6/3 (2) vs. SPR
Jordan Lawlar	150 Career Hits	6/3 (1) vs. SPR
Josh Green	250 Career Strikeouts	6/14 vs SA
Jeff Bain	500 Career Strikeouts	7/3 (2) vs TUL
Tim Tawa	Most Single-Season HR	14, 7/15 vs FRI
Caleb Roberts	Most Single-Season HR	10, 7/15 vs FRI
Jordan Lawlar	100 Career RBI	7/16 vs FRI
A.J. Vukovich	Most Single-Season HR	18, 7/22 vs WCH
Seth Beer	450 Career MiLB Hits	7/22 vs WCH
Kyle Backhus	150 Career Strikeouts	7/28 @ MID
Austin Pope	250 Career Strikeouts	7/29 @ MID
Chad Patrick	150 Career Strikeouts	7/30 @ MID

SOD POODLES vs. LEAGUE IN 2023 (REGULAR SEASON)

NORTH DIVISION	OVERALL	HOME	AWAY	SOUTH DIVISION	OVERALL	HOME	AWAY
Arkansas	4-2	4-2	0-0	Corpus Christi	11-13	6-6	5-7
NW Arkansas	3-3	0-0	3-3	Frisco	9-9	5-4	4-5
Springfield	7-5	4-2	3-3	Midland	12-7	3-4	9-3
Tulsa	9-3	5-1	4-2	San Antonio	6-12	2-4	4-8
Wichita	4-2	4-2	0-0	---			

SOD POODLES vs. LEAGUE ALL-TIME (REGULAR SEASON)

NORTH DIVISION	OVERALL	HOME	AWAY	SOUTH DIVISION	OVERALL	HOME	AWAY
Arkansas	15-16	10-8	5-8	Corpus Christi	52-50	26-20	26-30
NW Arkansas	18-14	8-5	10-9	Frisco	46-49	27-26	19-23
Springfield	20-17	10-8	10-9	Midland	57-43	27-23	30-20
Tulsa	26-24	13-12	13-12	San Antonio	29-33	12-12	17-21
Wichita	14-10	7-5	7-5	---			

SOD POODLES OFFENSE

Most Runs, Game: 17 (8/16 vs ARK)
Most Runs, Inning: 7 (5x: Last: 6/29 vs. TUL, 1st inning)
Most Hits, Game (Team): 18 (3x: Last: 6/8 @ MID)
Most Hits, Game (Indiv.): 4 (6x: Last: Castillo, 8/16 vs ARK)
Fewest Hits, Game: 2 (3x: Last: 5/18 @ FRI)
Most Hits, Inning: 8 (5/5 @ CC, 3rd inning)
Most HRs, Game (Team): 5 (4x, Last: 8/16 vs ARK)
Most HRs, Game (Indiv.): 3 (Vukovich, 7/3 (1) vs TUL)
Most HR, Inning (Team): 3 (3x, Last: 8/16 vs ARK, 5th inning)
Most SBs, Game (Team.): 9 (7/1 vs. TUL)
Most SBs, Game (Indiv.): 3 (4x, Last: Lawlar, 8/10 @ TUL)
Grand Slams: 6 (Last: Castillo, 8/15 vs ARK)
Most Runners LOB, Team: 14 (2x, Last: 7/4 @ SPR)
Most Runs Combined (Two Teams): 24 (8/2 vs CC)
Most Hits Combined (Two Teams): 33 (4/12 vs. CC)
Most Home Runs During Series (Two Teams): 31 (6/28-7/3 vs. TUL)
Most Runs To Overcome Deficit: 10 (4/26 vs. FRI)

SOD POODLES DEFENSE

Most Errors, Team: 4 (2x, Last: 5/23 @ SA)
Most Errors, Individual: 2 (4x, Last: Chen, 8/26 @ SA)
Most Double Plays: 3 (4x, Last: 8/24 @ SA)

SOD POODLES PITCHING

Most Ks, Team (9 innings): 18 (8/17 vs ARK)
Most Ks, Team (extra innings): 16 (6/30 vs TUL (13)
Most Walks, Team: 13 (8/6 vs CC)
Shutouts: 6 (Last: 8/25 @ SA)
Complete Games (9 IP): --
Complete Games (7 IP): --
Complete Game Shutout, Individual: --
Complete Game Shutout (9.0 IP) Individual: --
Longest Start: 7.0 IP (4x, Last: Lin, 7/22 vs WCH)
Longest Relief Appearance: 3.1 IP (2x: Last: Workman, 4/26 vs. FRI)
Most Ks, Individual: 11 (Solomon, 8/17 vs ARK)
Most Walks, Individual: 6 (3x: Last: Albright, 8/24 @ SA)

OPPONENTS OFFENSE

Most Runs, Game: 16 (2x: Last: 5/11 vs. MID)
Most Runs, Inning: 8 (3x: Last: 8/6 vs CC, 3rd inning)
Most Hits, Game (Team): 19 (5/11 vs. MID)
Most Hits, Game (Indiv.): 5 (2x: Last: Calabuig, 5/11 vs. MID)
Fewest Hits, Game: 1 (8/25 @ SA)
Most Hits, Inning: 7 (2x, Last: 6/20 @ CC)
Most HRs, Game (Team): 5 (2x, Last: 7/3 (2) vs. TUL)
Most HRs, Game (Indiv.): 3 (Rave, 4/18 @ NWA)
Most SBs, Game (Indiv.): 3 (Acuña, 4/30 vs. FRI)
Grand Slams Against: 5 (Last: Hicks, 5/20 @ FRI)
Most Runners LOB, Team: 14 (5/26 @ SA)
Most Runs To Overcome Deficit: 7 (7/28 @ MID)

OPPONENTS PITCHING

Most Ks Team (9 innings): 17 (2x, Last: 8/12 @ TUL)
Most Ks, Team (extra innings): 15 (6/30 vs TUL)
Most Walks, Team: 12 (6/20 @ CC)
Most Ks, Individual: 10 (Leiter, 5/17 @ FRI)
Most Walks, Individual: 5 (3x, Last: Martinez, J, 7/9 @ SPR)

OPPONENTS DEFENSE

Most Errors, Team: 3 (7x, Last: 8/22 @ SA)
Most Errors, Individual: 3 (Whitcomb, 4/12 vs. CC)
Most Double Plays: 3 (2x, Last: 7/28 @ MID)

MISCELLANEOUS

Longest Home Game Time (9 innings): 3:36 (6/15 vs. SA)
Shortest Home Game Time (9 innings): 2:08 (7/21 vs. WCH)
Longest Road Game Time (9 innings): 3:13 (5/5 @ CC)
Shortest Road Game Time (9 innings): 2:05 (5/2 @ CC)
Longest Game Time (7 innings): 2:32 (5/14 (2) vs. MID)
Shortest Game Time (7 innings): 1:39 (6/3 (2) vs. SPR)
Longest Extra-Inning Game: 3:42 (6/30 vs TUL)
Longest Game (Innings): 13 (6/30 vs TUL)
Longest Game Delay (Home): 0:40, 5/31 vs. SPR (rain)
Longest Game Delay (Road): 1:53, 5/19 @ FRI (rain)
Highest Attendance (Home): 7,588 (7/3 vs. TUL)
Highest Attendance (Road): 10,019 (5/16 @ FRI)
Lowest Attendance (Home): 3,231 (4/25 vs. FRI)
Lowest Attendance (Road): 2,041 (7/30 @ MID)

LAST TIME IT HAPPENED - 2023

SOD POODLES (INDIVIDUAL)

Perfect Game:
No-Hitter (Individual):
No-Hitter (Combined):
No-Hitter (7-Inning):
1-Hitter (Individual):
1-Hitter (Combined): 8/25 @ SA, Hill/Rashi/Otanez
2-Hitter (Individual):
2-Hitter (Combined): 3x: Last: 5/27 @ SA, Patrick/Saalfrank
3-Hitter (Combined): 7x: Last: 7/16 vs FRI, Lin/Pope/Rice/Backhus
3-Hitter (Individual):
Complete Game Shutout (9 Inning):
Complete Game Shutout (7 Inning):
10 or more strikeouts (P): 3x, Last: Solomon (10, 8/29 vs MID)
Four (4) Hits: 6x, Last: Castillo (8/16 vs ARK)
Five (5) Hits:
Six (6) Hits:
Three (3) Doubles:
Four (4) Doubles:
Two (2) Triples:
Two HR Game: 7x, Last: Castillo (8/16 vs ARK)
Three HR Game: Vukovich (7/3 (1) vs TUL)
Grand Slam (Home): 4x, Last: Castillo (8/15 vs. ARK)
Grand Slam (Road): 2x, Last: Duzenack (7/30 @ MID)
Inside-The-Park HR: Lawlar (7/3 (1) vs TUL)
Back-To-Back HRs: 6x: Last: Roberts/Melendez (7/23 vs. WCH)
Back-To-Back-To-Back HRs:
HR, Both Sides of the Plate:
Hitting for the Cycle:

HR in 2 straight games: 22x: Last: De Los Santos (8/23-23 @ SA)
HR in 3 straight games: 3x, Last: Melendez (8/12 @ TUL - 8/15-16 vs ARK)
HR in 4 straight games: Roberts (6/30-7/3 vs TUL)
Triple in 2 straight games:
Five (5) RBI: 5x, Last: Duzenack (8/27 @ SA)
Seven (7) RBI: Vukovich (7/3 (1) vs TUL)
Three Runs: 23x: Last: Castillo (8/16 vs ARK)
Four Runs: 4x, Last: Vukovich (7/3 (1) vs TUL)
Five Runs:
Two Stolen Bases: 11x: Last: Dalesandro (8/13 @ TUL)
Three Stolen Bases: 4x, Last: Lawlar (8/10 @ TUL)
Four Stolen Bases:
Steal of home (straight):
Steal of home (double steal): 2x, Last: Bliss/Lawlar, 6/22 @ CC
Four (4) Walks: Roberts (2x, Last: 8/12 @ TUL)
Five (5) Walks:
10 Total Bases in a game: 2x, Last: Castillo (12, 8/16 vs ARK)

SOD POODLES TEAM

20 Runs, Game:
20 Hits, Game:
10+ Runs, Inning:
Back-to-back 15-hit games:
Everyone in order gets a hit: 8x: Last: 8/16 vs ARK
Everyone in order scores a run: 2x, Last: 8/16 vs ARK
Only player in order to get a hit:
15+ Strikeouts, Game (Batting): 3x, Last: 8/12 @ TUL (17)
Triple Play:
Winning Streak: 7 (6/6-6/13)
Losing Streak: 4 (2x: Last: 5/23-5/26)



HIGHS & LOWS - ALL TIME



SOD POODLES OFFENSE

Most Runs, Game: 20 (9/11/21 vs. TUL)
Most Runs, Inning: 11 (6/11/22 vs. FRI, 8th inning)
Most Hits, Game: 24 (9/11/21 vs. TUL)
Most Hits, Game (Indiv.): 5 (3x: Last: Barrosa, 7/22 @ MID)
Fewest Hits, Game: 0 (5/26/22 @ ARK)
Most HRs, Game (Team): 7, (6/5/21 @ FRI)
Most HRs, Game (Indiv.): 3, 2x, Last: Vukovich (7/3/23 (1) vs TUL)
Grand Slams: 17 (Last: Castillo, 8/15/23 vs ARK, 5th inning)
Most SBs, Game (Team.): 9 (7/1/23 vs. TUL)
Most SBs, Game (Indiv.): 3 (9x: Last: Lawlar, 8/10/23 @ TUL)
Most Runners LOB, Team: 14 (5x: Last: 7/4/23 @ SPR)
Most Runs Combined (Two Teams): 32 (9/11/21 vs. TUL)
Most Hits Combined (Two Teams): 37 (2x: Last: 4/23/22 vs SA)
Most Home Runs During Series (Two Teams): 34 (9/7-12/21 vs. TUL)
Most Runs To Overcome Deficit: 10 (4/26/23 vs. FRI)

SOD POODLES DEFENSE

Most Errors, Team: 5 (6/19/21 vs. MID)
Most Errors, Individual: 2 (29x: Last: Chen, 8/26/23 @ SA)
Most Ground Into Double Plays: 4 (2x: Last: 9/17/21 vs. FRI)

SOD POODLES PITCHING

Most Ks, Team (9 innings): 18 (2x: Last: 5/9/21 @ TUL)
Most Ks, Team (extra innings): 18 (5/19/21 vs MID)
Most Walks, Team: 13 (8/6/23 vs CC)
Shutout: 26x: Last: 8/25/23 @ SA
Last Complete Game (9 IP): --
Last Complete Game (7 IP): Nelson (G1, 9/1/21 @ SA)
Last Complete Game (5 IP): Walston (7/29/22 vs. CC)
Last Complete Game Shutout: Frias (8/1/21 vs. SA (7))
Longest Start: 8.0 IP (Cecconi, 6/8/22 vs FRI)
Longest Relief Appearance: 3.1 IP (4x, last: Workman, 4/26 vs FRI)
Most Ks, Individual: 12 (4x: Last: Pfaadt: 6/23/22 @ CC)
Most Walks, Individual: 7 (Nelson, 7/6/21 @ SA)



LAST TIME IT HAPPENED - ALL TIME

SOD POODLES (INDIVIDUAL)

Perfect Game:
No-Hitter (Individual):
No-Hitter (Combined):
No-Hitter (7-Inning): 2x: Tabor, 7/11/21 @ SA; Frias, 8/1/21 vs. SA
1-Hitter (Individual): 7/29/22 (Walston, 5-inning game)
1-Hitter (Combined): 3x: Last: 8/25/23 @ SA; Hill/Rashi/Otanez
2-Hitter (Individual):
2-Hitter (Combined): 5x: Last: 5/27/23 @ SA, Albright/Saalfrank
3-Hitter (Combined): 22x: Last: 7/16/23 vs FRI, Lin/Pope/Rice/Backhus
3-Hitter (Individual):
Complete Game Shutout (9 Inning):
Complete Game Shutout (7 Inning): 2x: Tabor, 7/11/21 @ SA; Frias, 8/1/21 vs. SA
10 or more strikeouts: 17x, Last: Solomon (8/29/23 vs. MID)
Four (4) Hits: 34x: Last: Castillo (8/16/23 vs ARK)
Five (5) Hits: 3x: Last: Cedenio (8/18/22 @ MID)
Six (6) Hits:
Three (3) Doubles: 3x: Last: Carroll, (4/23/22 vs SA)
Four (4) Doubles:
Two (2) Triples:
Two HR Game: 36x: Last: Castillo (8/16/23 vs ARK)
Three HR Game: 2x, Last: Roberts, 7/3/23 (2) vs TUL)
Grand Slam (Home): 13x: Last: Castillo, 8/15/23 vs. ARK)
Grand Slam (Road): 4x: Last: Duzenack, 7/30/23 @ MID
Inside-The-Park HR: 5x: Last: Lawlar (7/3/23 (1) vs TUL)
Back-To-Back HRs: 22x: Last: Roberts/Melendez (7/23/23 vs. WCH)
Back-To-Back-To-Back HRs:
B-2-B-2-B-2-B HRs: 9/11/21 vs. TUL - Garrett/Kennedy/Fletcher/Canzone (3rd inning)
HR, Both Sides of the Plate: 3x: Last: Stankiewicz (7/15/22 vs SA)
Hitting for the Cycle:

OPPONENTS OFFENSE

Most Runs, Game: 21 (2x: Last: 9/2/22 vs. FRI)
Most Runs, Inning: 11 (9/2/22 vs. FRI, 5th inning)
Most Hits, Game (Team): 23 (9/2/22 vs. FRI)
Most Hits, Game (Indiv.): 6 (Guldborg, 4/10/22 vs MID)
Fewest Hits, Game: 0 (2x: Last: 8/1/21 vs. SA - Frias no-hitter)
Most HRs, Game (Team): 9 (Last: 5/17/22 vs. TUL)
Most HRs, Game (Indiv.): 4 (Chandler Redmond, 8/10/22 vs SPR)
Most SBs, Game (Indiv.): 3 (Acuña, 4/30/23 vs. FRI)
Grand Slams: 23 (Last: Hicks, 5/20/23 @ FRI, off Hill, 5th inning)
Most Runners LOB, Team: 16 (4/10/22 vs. MID)
Most Runs To Overcome Deficit: 10 (7/18/21 @ MID)

OPPONENTS PITCHING

Most Ks Team (9 innings): 17 (4x: Last: 8/12/23 @ TUL)
Most Ks, Team (extra innings): 19 (5/11/19 @ CC, 10)
Most Walks, Team: 12 (6/20 @ CC)
Shutout: 21x: Last: 4/22/23 @ NWA
Last Complete Game: Jones (5/26/22 (2) @ ARK)
Last Complete Game Shutout (7 IP): Jones (5/26/22 (2) @ ARK)
Most Ks, Individual: 14 (Dustin May, 6/22/19 @ TUL)
Most Walks, Individual: 7 (Robaina, 7/31/22 vs. CC)

OPPONENTS DEFENSE

Most Errors, Team: 4 (5x: Last: 7/22/22 @ MID)
Most Errors, Individual: 3 (3x: Last: Whitcomb, 4/12/23 vs. CC)
Most Ground Into Double Plays: 4 (2x: Last: 9/14/22 @ SA)

MISCELLANEOUS

Longest Home Game Time (9 innings): 4:08 (9/11/21 vs. TUL)
Shortest Home Game Time (9 innings): 2:01 (6/8/22 vs FRI)
Longest Road Game Time (9 innings): 3:34 (7/29/19 @ NWA)
Shortest Road Game Time (9 innings): 1:50 (8/21/22 @ MID)
Longest Game Time (7 innings): 2:36 (9/1/21 @ SA)
Shortest Game Time (7 innings): 1:29 (5/26/22 (2) @ ARK)
Longest Extra-Inning Game: 4:08 (4/22/22 vs. SA, 11)
Longest Game (Innings): 13 (6/30/23 vs TUL)
Longest Game Delay (Home): 3:15 (5/18/21 vs. MID)
Longest Game Delay (Road): 1:53 (5/19/23 @ FRI)
Highest Attendance (Home): 7,588 (7/3/23 vs. TUL)
Highest Attendance (Road): 10,366 (5/18/19 @ FRI)
Lowest Attendance (Home): 3,231 (4/25/23 vs. FRI)
Lowest Attendance (Road): 1,906 (8/17/22 @ MID)
Largest Margin of Victory: 15 (19-4, 6/9/21 vs. CC)
Largest Margin of Defeat: 19 (21-2, 9/2/22 vs. FRI)

HR in 2 straight games: 65x: Last: De Los Santos (8/22-23 @ SA)
HR in 3 straight games: 10x: Last: Melendez (8/12 @ TUL-8/15-16/23 vs. ARK)
HR in 4 straight games: Roberts (6/30-7/3/23 vs TUL)
Triple in 2 Straight games: 5x: Last: Carroll (5/17-18 vs. TUL)
Triple in 3 straight games: Carroll, 6/12-15 vs. FRI, @ SA)
Five (5) RBI: 16x: Last: Duzenack (8/27/23 @ SA)
Six (6) RBI: 4x: Last: Forbes, (7/28/22 vs. CC)
Seven (7) RBI: 2x, Last: Vukovich (7/3/23 (1) vs TUL)
Four Runs: 10x: Last: Vukovich (7/3/23 (1) vs TUL)
Five Runs: Perdomo (9/11/21 vs. TUL)
Two Stolen Bases: 45x: Last: Dalesandro (8/13/23 @ TUL)
Three Stolen Bases: 9x: Last: Lawlar (8/10/23 @ TUL)
Four Stolen Bases:
Steal of home (straight): 2x: Last: Barrosa (9/4/22 vs FRI)
Steal of home (double steal): 3x: Last: Bliss/Lawlar (6/22/23 @ CC)
Four (4) Walks: 4x: Last: Roberts (8/12/23 @ TUL)
10 Total Bases in a Game: 8x: Last: Castillo (8/16/23 vs. ARK)
Most Total Bases in a game: 12 (4x: Last: Castillo (8/16/23 vs. ARK)

SOD POODLES TEAM

20 Runs, Game: 20, 9/11/21 vs. TUL
20 Hits, Game: 5x: Last: 20, 8/18/22 @ MID
10+ Runs, Inning: 2x: Last: 6/11/22 vs. FRI (11, 8th inning)
Back-to-back 15-hit games: 2x: Last: 4/22-4/23/22 vs. SA
Everyone in order gets a hit: 34x: Last: 8/16/23 vs. ARK
Everyone in order gets multiple-hits: 5/8/22 vs. MID
Everyone in order scores a run: 8x: Last: 8/16/23 vs. ARK
Only player in order to get a hit: 4x: Last: Diaz, G1, 9/1/21 @ SA
15+ Strikeouts, Game (Batting): 19x: Last: 8/12/23 @ TUL (17)
Triple Play:
Winning Streak: 7 (6/6-13/23)
Losing Streak: 7 (7/30-8/6/22)

DATE	NO	TRANSACTION
4/7	1	INF Camden Duzenack reinstated from the Dev. List, transferred to AMA.
4/11	2	RHP Josh Green reinstated from the Dev. List, assigned to AMA.
4/11	3	RHP Jackson Goddard placed on the Dev. List.
4/12	4	LHP Joe Mantiply assigned to AMA on MLB Rehab Assignment.
4/14	5	INF Camden Duzenack transferred to RNO.
4/18	6	LHP Joe Mantiply recalled from MLB Rehab Assignment to ARI.
4/18	7	RHP Jackson Goddard reinstated from Dev. List, assigned to AMA.
4/20	8	OF Caleb Roberts placed on AMA IL.
4/21	9	RHP Raffi Vizcaino transferred from AMA to RNO.
4/21	10	INF Jonathan Guzman transferred to AMA from HIL.
4/21	11	LHP Hugh Fisher transferred to AMA from HIL.
4/22	12	RHP Michel Otanez placed on AMA IL.
4/25	13	RHP Byrce Jarvis transferred from AMA to RNO.
4/25	14	LHP Dillon Larsen transferred to AMA from HIL.
4/25	15	RHP Marcos Tineo transferred to AMA from HIL.
5/2	16	RHP Mitchell Stump transferred to AMA from RNO.
5/2	17	LHP Dillon Larsen transferred from AMA to HIL.
5/5	18	INF Tristin English transferred from AMA to RNO.
5/5	19	INF Kevin Vicuña signed by ARI, assigned to AMA.
5/7	20	INF Jonathan Guzman placed on AMA IL.
5/8	21	INF Jarrod Watkins transferred to AMA from HIL.
5/10	22	RHP Josh Green placed on AMA IL.
5/13	23	RHP Michel Otanez reinstated from AMA IL.
5/14	24	INF Neyfy Castillo placed on AMA IL.
5/16	25	OF Caleb Roberts reinstated from AMA IL.
5/16	26	RHP Endrys Briceno transferred to AMA from RNO.
5/16	27	RHP Marcos Tineo released.
5/19	28	INF Camden Duzenack reinstated from RNO IL, transferred to AMA.
5/19	29	LHP Hugh Fisher placed on Dev. List.
5/20	30	RHP Zach Davies assigned to AMA on MLB Rehab.
5/23	31	INF Neyfy Castillo reinstated from IL.
5/23	32	INF Seth Beer reinstated from Dev. List, transferred to AMA.
5/23	33	INF Kevin Vicuña placed on Dev. List.
5/23	34	INF Jarrod Watkins released.
5/25	35	RHP Endrys Briceno transferred from AMA to RNO.
5/25	36	RHP Conor Grammes transferred to AMA from HIL.
5/26	37	RHP Michel Otanez transferred from AMA to RNO.
5/26	38	LHP Hugh Fisher reinstated from Dev. List.
6/1	39	RHP Josh Green reinstated from IL.
6/1	40	LHP Hugh Fisher placed on Dev. List.
6/13	41	RHP Christian Montes De Oca placed on IL.
6/20	42	RHP Blake Workman released.
6/20	43	LHP Andrew Saalfank transferred from AMA to RNO.
6/20	44	RHP Michel Otanez transferred to AMA from RNO.
6/20	45	RHP Peter Solomon transferred to AMA from RNO.
6/21	46	INF Kevin Vicuña transferred from AMA to HIL.
6/24	47	RHP Jackson Goddard placed on AMA IL.
6/26	48	RHP Gerald Ogando transferred to AMA from HIL.
6/29	49	RHP Raffi Vizcaino reinstated from RNO IL, transferred to AMA.
6/29	50	RHP Christian Montes De Oca reinstated from IL.
6/29	51	LHP Jake Rice placed on Dev. List.
7/1	52	INF Kevin Vicuña transferred to AMA from HIL.
7/1	53	INF Deyvison De Los Santos placed on the Dev. List.
7/7	54	INF Julio Carrion transferred to AMA from VIS.
7/7	55	INF Ryan Bliss placed on Temp. Inactive List.
7/7	56	INF Jordan Lawlar placed on Temp. Inactive List.
7/9	57	RHP Deyni Olivero placed on Dev. List.
7/13	58	INF Jordan Lawlar reinstated from Temp. Inactive List.
7/13	59	C J.J. D'Orazio transferred to AMA from HIL.
7/13	60	LHP Yu-Min Lin transferred to AMA from HIL.
7/13	61	LHP Will Mabrey transferred to AMA from HIL.
7/13	62	INF Ivan Melendez transferred to AMA from HIL.

[illegible][illegible]

Game	Date	Opponent	W/L	Winning Pitcher	Losing Pitcher	Save	Record	Standing	Attendance	TOG
1	4/6	@ FRI	L, 12-4	Anderson, G (1-0)	Jarvis, B (0-1)	-	0-1	T-2nd (-1.0)	8,320	2:28
2	4/7	@ FRI	W, 3-1	Albright, L (1-0)	Krauth, N (0-1)	Backhus, K (1)	1-1	T-1st (+0.5)	8,655	2:16
3	4/8	@ FRI	W, 5-3	Rice, J (1-0)	Starr, N (0-1)	Vizcaino, R (1)	2-1	T-1st (+1.0)	9,030	2:57
4/9-10		OFF								
4	4/11	CC	L, 5-4	Melendez, J (1-0)	Patrick, C (0-1)	Macuare, A (1)	2-2	T-2nd (-1.0)	5,452	2:26
5	4/12	CC	W, 13-10	Mantiply, J (1-0)	Robaina, J (0-1)	-	3-2	T-1st (+1.0)	4,093	3:16
6	4/13	CC	W, 5-2	Jarvis, B (1-1)	Cobos, F (0-1)	Montes De Oca, C (1)	4-2	1st (+1.0)	4,547	2:39
7	4/14	CC	L, 13-10	Sprinkle, J (1-0)	Albright, L (1-1)	-	4-3	T-1st (+1.0)	6,417	2:54
8	4/15	CC	W, 5-3	Mantiply, J (2-0)	Gordon, C (0-2)	Backhus, K (2)	5-3	1st (+1.0)	6,146	2:28
9	4/16	CC	L, 11-5	Melendez, J (2-0)	Patrick, C (0-2)	-	5-4	T-1st (+1.0)	5,187	2:54
4/17		OFF								
10	4/18	@ NWA	L, 16-6	Del Rosario, Y (1-0)	Olivero, D (0-1)	-	5-5	T-1st (+1.0)	2,399	2:40
11	4/19	@ NWA	W, 5-0	Jarvis, B (2-1)	Veneziano, A (1-1)	-	6-5	T-1st (+1.0)	2,792	2:29
12	4/20	@ NWA	W, 3-2 (10)	Otanez, M (1-0)	Biasi, D (1-1)	Rice, J (1)	7-5	1st (+0.5)	3,751	3:08
13	4/21	@ NWA	L, 5-0	Hoffmann, A (2-1)	Hill, J (0-1)	-	7-6	T-1st (+1.0)	4,690	2:26
14	4/22	@ NWA	L, 5-0	Marsh, A (1-0)	Patrick, C (0-3)	-	7-7	T-1st (+3.0)	4,856	2:14
15	4/23	@ NWA	W, 6-2	Saalfrank, A (1-0)	Way, B (0-2)	-	8-7	T-1st (+0.5)	4,640	2:48
4/24		OFF								
16	4/25	FRI	W, 9-7	Rice, J (2-0)	Starr, N (1-2)	Backhus, K (3)	9-7	T-1st (+1.0)	3,231	2:34
17	4/26	FRI	W, 12-11 (10)	Workman, B (1-0)	Church, M (0-1)	-	10-7	1st (+1.0)	3,275	3:24
18	4/27	FRI	L, 5-1	Roby, T (1-2)	Bain, J (0-1)	-	10-8	1st (+0.5)	6,239	2:38
19	4/28	FRI	L, 12-6	Speas, A (1-0)	Patrick, C (0-4)	-	10-9	2nd (-0.5)	4,393	2:55
20	4/29	FRI	W, 11-4	Olivero, D (1-1)	Leiter, J (0-2)	-	11-9	1st (+0.5)	5,928	2:38
21	4/30	FRI	L, 12-7	Church, M (1-1)	Tineo, M (0-1)	-	11-10	T-1st (+0.5)	5,125	2:53
5/1		OFF								
22	5/2	@ CC	L, 3-1	Robaina, J (1-2)	Fisher, H (0-1)	-	11-11	T-2nd (-1.0)	2,774	2:05
23	5/3	@ CC	W, 3-0	Pope, A (1-0)	Kouba, R (1-1)	Backhus, K (4)	12-11	T-1st (+1.5)	2,401	2:15
24	5/4	@ CC	L, 6-1	Gordon, C (2-2)	Patrcik, C (0-5)	-	12-12	T-2nd (-1.0)	3,678	2:11
25	5/5	@ CC	W, 12-8	Goddard, J (1-0)	Plumlee, P (0-1)	-	13-12	T-1st (+2.5)	4,651	3:13
26	5/6	@ CC	L, 12-7	VanWey, L (1-0)	Tineo, M (0-2)	-	13-13	T-2nd (-1.0)	4,327	2:49
27	5/7	@ CC	L, 5-4	Arrighetti, S (2-2)	Albright, L (1-2)	McDonald, C (1)	13-14	T-2nd (-2.0)	4,726	2:28
5/8		OFF								
28	5/9	MID	L, 11-9	Supak, T (2-0)	Hill, J (0-2)	-	13-15	2nd (-3.0)	6,284	2:47
29	5/10	MID	W, 6-3	Saalfrank, A (2-0)	Salinas, R (1-2)	-	14-15	2nd (-2.0)	4,495	2:20
30	5/11	MID	L, 16-6	Pérez, F (1-0)	Olivero, D (1-2)	-	14-16	2nd (-3.0)	5,363	2:56
31	5/12	MID	L, 6-1	Cushing J (1-0)	Tineo, M (0-3)	-	14-17	3rd (-4.0)	7,165	2:27
	5/13	MID	PPD							
32	5/14(1)	MID	W, 10-1	Albright, L (2-2)	Ginn, J (0-2)	-	15-17	-	0	1:40
33	5/14(2)	MID	L, 13-1	Tomioka, S (1-0)	Hill, J (0-3)	-	15-18	3rd (-4.0)	4,621	2:32
5/15		OFF								
34	5/16	@ FRI	L, 3-2	Church, M (2-2)	Goddard, J (1-1)	Starr, N (1)	15-19	3rd (-4.0)	10,019	2:30
35	5/17	@ FRI	L, 10-4	Leiter, J (2-2)	Olivero, D (1-3)	-	15-20	T-4th (-4.0)	2,890	2:27
36	5/18	@ FRI	L, 7-1	Garcia, R (1-3)	Bain, J (0-2)	-	15-21	5th (-4.0)	3,480	2:13
37	5/19	@ FRI	W, 2-1	Albright, L (3-2)	White, O (1-1)	Rice, J (2)	16-21	T-4th (-4.0)	5,943	2:24 (1:53)
38	5/20	@ FRI	L, 8-7 (10)	Kelly, A (2-0)	Stumpo, M (0-1)	-	16-22	T-4th (-5.0)	7,070	3:26
39	5/21	@ FRI	W, 3-1	Patrick, C (1-5)	Church, M (2-3)	Montes De Oca, C (2)	17-22	T-4th (-5.0)	6,306	2:32
5/22		OFF								
40	5/23	@ SA	L, 14-4	Bachar, L (2-0)	Olivero, D (1-4)	-	17-23	5th (-5.0)	5,054	2:48
41	5/24	@ SA	L, 4-3	Hernandez, N (3-1)	Montes De Oca, C (0-1)	-	17-24	5th (-5.0)	4,990	2:35
42	5/25	@ SA	L, 5-4	Kopps, K (3-0)	Otanez, M (1-1)	Jacob, A (1)	17-25	5th (-6.0)	3,549	2:35
43	5/26	@ SA	L, 8-2	Wolf, J (3-5)	Hill, J (0-4)	-	17-26	5th (-7.0)	4,124	2:57
44	5/27	@ SA	W, 1-0	Patrick, C (2-5)	Snider, D (0-3)	Saalfrank, A (1)	18-26	5th (-6.0)	4,828	2:30
45	5/28	@ SA	W, 9-3	Grammes, C (1-0)	Henry, H (1-2)	-	19-26	5th (-5.0)	3,530	2:46
5/29		OFF								
46	5/30	SPR	W, 7-1	Bain, J (1-2)	Gragg, L (0-3)	-	20-26	5th (-4.0)	4,179	2:11
47	5/31	SPR	W, 13-8	Stumpo, M (1-1)	Sawyer, L (1-2)	-	21-26	4th (-4.0)	4,177	3:03
48	6/1	SPR	W, 3-2	Grammes, C (2-0)	Pereira, W (3-3)	-	22-26	4th (-4.0)	4,690	1:54
49	6/2	SPR	PPD							
49	6/3 (1)	SPR	L, 5-4 (8)	Roycroft, C (1-0)	Backhus, K (0-1)	Granillo, A (2)	22-27	4th (-3.5)	-	2:26
50	6/3 (2)	SPR	W, 6-1 (7)	Olivero, D (2-4)	Hernandez, K (5-2)	-	23-27	4th (-4.0)	6,502	1:39
51	6/4	SPR	L, 6-5	Sawyer, L (2-2)	Grammes, C (2-1)	-	23-28	4th (-4.0)	5,636	2:44



Game	Date	Opponent	W/L	Winning Pitcher	Losing Pitcher	Save	Record	Standing	Attendance	TOG
103	8/8	@ TUL	L, 7-4	Sublette, R (2-3)	Hill, J (5-6)	Gowdy, K (1)	54-49, 20-14	1st (+1.0)	3,508	2:40
104	8/9	@ TUL	W, 7-4	Mabrey, W (2-0)	Dodson, T (5-6)	Montes De Oca, C (3)	55-49, 21-14	1st (+1.0)	3,727	2:40
105	8/10	@ TUL	W, 7-4	Otanez, M (3-2)	Little, J (0-1)	Backhus, K (8)	56-49, 22-14	1st (+1.0)	3,762	2:57
106	8/11	@ TUL	L, 5-1	Williams, K (1-0)	Solomon, P (0-1)	--	56-50, 22-15	T-1st (+3.0)	6,247	2:27
107	8/12	@ TUL	W, 10-9	Rice, J (4-0)	Fisher, B (5-4)	Montes De Oca, C (4)	57-50, 23-15	1st (+1.0)	6,295	3:10
108	8/13	@ TUL	W, 9-3	Hill, J (6-6)	Ortiz-Mayr, O (1-4)	--	58-50, 24-15	1st (+2.0)	2,886	2:48
	8/14	OFF								
109	8/15	ARK	W, 8-7	Montes De Oca, C (2-2)	Tyler, K (6-9)	Rice, J (3)	59-50, 25-15	1st (+3.0)	4,150	2:49
110	8/16	ARK	W, 17-6	Lin, Y (3-1)	Semple, S (2-5)	--	60-50, 26-15	1st (+3.0)	3,522	2:51
111	8/17	ARK	L, 8-6	Kober, C (4-1)	Montilla, E (0-1)	Kuhn, T (3)	60-51, 26-16	1st (+2.0)	4,373	2:59
112	8/18	ARK	W, 6-5	Grammes, C (4-2)	Benitez, J (2-3)	Montes De Oca, C (5)	61-51, 27-16	1st (+3.0)	5,804	2:35
113	8/19	ARK	L, 7-5	Kaminsky, R (1-1)	Stumpo, M (1-3)	Berroa, P (4)	61-52, 27-17	1st (+2.0)	6,852	2:54
114	8/20	ARK	W, 7-5	Rice, J (5-0)	Tyler, K (6-10)	Backhus, K (9)	62-52, 28-17	1st (+3.0)	4,457	2:34
	8/21	OFF								
115	8/22	@ SA	L, 8-7 (10)	Bachar, J (4-0)	Stumpo, M (1-4)	--	62-53, 28-18	1st (+2.0)	3,695	3:11
116	8/23	@ SA	L, 4-2	Milacki, B (4-3)	Solomon (0-2)	Contreras, E (3)	62-54-28-19	1st (+1.0)	3,122	2:31
117	8/24	@ SA	W, 4-2	Albright, L (8-5)	Mazur, A (0-2)	Backhus, K (10)	63-54, 29-19	1st (+1.0)	3,507	2:28
118	8/25	@ SA	W, 1-0	Rashi, T (1-0)	Bachar, L (4-1)	Otanez, M (1)	64-54, 30-19	1st (+2.0)	3,152	2:11
119	8/26	@ SA	L, 6-5 (10)	Contreras, R (6-7)	Norris, L (0-1)	--	64-55, 30-20	1st (+2.0)	4,148	3:08
120	8/27	@ SA	L, 11-10	Milacki, B (5-3)	Lin, Y (3-2)	Lopez, Ju (4)	64-56, 30-21	1st (+2.0)	2,269	2:50
	8/28	OFF								
121	8/29	MID	W, 7-6	Mabrey, W (3-0)	Coker, C (2-4)	--	65-56, 31-21	1st (+3.0)	4,110	2:34
122	8/30	MID								
123	8/31	MID								
124	9/1	MID								
125	9/2	MID								
126	9/3	MID								
	9/4	OFF								
127	9/5	@ ARK								
128	9/6	@ ARK								
129	9/7	@ ARK								
130	9/8	@ ARK								
131	9/9	@ ARK								
132	9/10	@ ARK								
	9/11	OFF								
133	9/12	FRI								
134	9/13	FRI								
135	9/14	FRI								
136	9/15	FRI								
137	9/16	FRI								
138	9/17	FRI								
END OF SEASON										