

Columbia Fireflies Game Information



Class-A Affiliate of the Kansas City Royals
Carolina League Sagra Park 1640 Freed Street

Columbia, SC 29201 803-726-4487 ColumbiaFireflies.com

Columbia Fireflies (28-18) AT Down East Wood Ducks (24-18)

Game: 47 (Road: 28) | Date: May 31, 2023 | Grainger Stadium | Kinston, NC

Radio: Stream Guys/ColumbiaFireflies.com

Airtime: 6:45 pm

PITCHING MATCHUP:

RHP Ben Kudrna (4-2, 3.75 ERA) vs RHP Aidan Curry (2-1, 2.78 ERA)

Kudrna: 3-0 with a 0.86 ERA during the month of May

Curry: 1-0 with a 1.83 ERA at Grainger Stadium this season

COLUMBIA BLANKED IN OPENER IN KINSTON: The Fireflies ended up on the wrong end of a pitcher's duel, falling 3-0 to the Down East Wood Ducks at Grainger Stadium Tuesday night. Down East broke through in the bottom of the fifth inning. After Chazz Martinez surrendered a lead-off single to Cam Cauley, the shortstop stole second and advanced to third on a wild pitch before scoring on a Konner Piotto fielder's choice to break the scoreless tie. The Wood Ducks were able to add a pair in the bottom of the eighth with a pair of outs. Josy Galan started the inning with a two out infield single, then Cam Cauley and Tommy Spect had back-to-back RBI hits to bring Down East's lead to 3-0.

COMEBACK KUDRNA: After a tough start to the year, the Royals number two prospect, according to MLB.com, Ben Kudrna has put together three consecutive impressive starts. The righty worked his first quality start of the season May 4 vs Myrtle Beach and prior to allowing a solo homer in the fourth inning May 10 at Salem, had a 14.2 inning scoreless streak. The streak was the longest scoreless streak for a pitcher in the Carolina League this season. He's 3-0 with a 0.86 ERA in four starts this May.

ZANY ZOBAC: The Fireflies righty is on another strong stretch as he hasn't allowed an earned run in either of his last two starts, spanning eight innings. It's Zobac's second-longest scoreless stretch of the campaign, as he didn't allow a run in his first 13.2 innings of work this season. Through his first eighth outings, four of which have been starts, Zobac now holds a 1.80 ERA.

ONE-RUN FUN: After three-consecutive wins in one-run contests against the Charleston RiverDogs, the Fireflies are now 9-7 in one-run contests this season. That means that 16 of Columbia's first 43 games or 37 percent of their games have been decided by the slimmest margin possible.

I'M LOOKING AT THE MAN IN THE MIRROR: David Sandlin and Frank Mozzicato have gone back-and-forth on the strikeouts leader board for the Carolina League this season. Thursday Mozzicato fanned nine to push his lead to 11 with 64 punchouts this season. Sandlin is second with 53 whiffs on the season.

MAGIC MOZZ: Frank Mozzicato has been on a tear this year. The southpaw is among the Carolina League leaders in nearly every category for a pitcher. After tossing back-to-back quality starts, he leads the League in strikeouts (64), Innings Pitcher (41.1), opposing batting average (.156) and is fifth in ERA (2.18) and sixth in WHIP (1.06).

PARAMOUNT PITCHING: The Fireflies pitching staff has been among the top pitching staffs in all of Minor League Baseball this season. After maintaining a 1.59 ERA vs Charleston last week, the Fireflies have a 3.08 ERA, which is second in the league to the Down East Wood Ducks, who have a 2.97 ERA through their first 42 games of the season. The only non-Carolina League team with a better ERA is the Tulsa Drillers, who have a ridiculous 2.78 ERA in their first 45 games of the season.

SEARS-ING THE COMPETITION: Ben Sears has hit a hot stretch, notching three consecutive appearances with a save. The righty has a 1.80 ERA in May across 10 innings in five appearances.

2023 Carolina League First Half Standings

South Division

Italics--Eliminated from Playoffs

North Division

Italics--Eliminated from Playoffs

	W-L	GB	PCT		W-L	GB	PCT
Columbia	28-18	--	.609	Carolina	25-18	--	.581
Myrtle Beach	25-21	3.0	.543	Down East	24-18	0.5	.571
Augusta	24-22	4.0	.522	Delmarva	23-22	3.0	.511
Kannapolis	23-22	4.5	.511	Lynchburg	22-24	4.5	.478
Charleston	18-28	10.0	.391	Salem	21-23	4.5	.477
Fayetteville	17-28	10.5	.378	Fredericksburg	19-25	6.5	.432



Pitching Probables

Date	Opponent/Time	Fireflies Starter vs. Opponent
5/31	at DE/7:00 pm	RHP Ben Kudrna (4-2, 3.75 ERA) vs RHP Aidan Curry (2-1, 2.78 ERA)
6/1	at DE/7:00 pm	LHP Frank Mozzicato (1-2, 2.18 ERA) vs RHP Jose Montalvo (3-0, 2.08 ERA)
6/2	at DE/7:00 pm	RHP Shane Panzini (1-3, 3.43 ERA) vs RHP Brock Porter (0-0, 1.07 ERA)
6/3	at DE/5:00 pm	RHP David Sandlin (3-1, 3.54 ERA) vs RHP Leandro Lopez (2-2, 3.68 ERA)
6/4	at DE/1:00 pm	RHP Mauricio Veliz (0-2, 4.50 ERA) vs RHP D.J. McCarty (1-1, 1.54 ERA)
6/5	OFF DAY	

Tonight's Top Prospects

RHP Ben Kudrna - 2nd KC
LHP Frank Mozzicato - 7th KC
SS Lizandro Rodriguez - 25th KC

RHP Brock Porter - 5th TEX
OF Anthony Gutierrez - 10th TEX
OF Yeison Morrobel - 12th TEX

Current Road Trip (5/29-6/4)

Record: 0-1
Batting Statistics:

AVG: 3-for-30 (.100)
AB: 30
RISP: 0-for-4 (.000)
H: 3
R: 0
HR: 0
BB: 1
SO: 12
SB: 4

Pitching/Defensive Statistics:

W-L: 0-1
ERA: 3.38
Quality Starts: 0
IP: 8.0
H: 9
R: 3
Saves/Opportunities: 0/0
BB: 2
HR: 0
ER: 3
SO: 6
Errors: 1

2023 vs. Wood Ducks

Date	Location	Result
5/30	Down East	L, 3-0
5/31	Down East	7:00 pm
6/1	Down East	7:00 pm
6/2	Down East	7:00 pm
6/3	Down East	5:00 pm
6/4	Down East	1:00 pm

2022 Results: 4-8
All-Time Record: 4-9

Fireflies at a Glance

2023 Quick Records

Overall Record:	28-18
Place:	1st
GB:	--
Home:	13-6
Away:	15-12
Last 10	6-4

2023 Season Leaders

Batting Avg:	Ramirez - .299
Home Runs:	Hollie, Pena - 6
RBI:	Vazquez - 25
Stolen Bases:	3 tied - 16
Wins:	Martinez - 5
ERA:	Mozzicato - 2.18
Strikeouts:	Mozzicato - 64
Saves:	McKeehan - 5

TODAY'S STARTING PITCHER

29 | Ben Kudrna | RHP

Height: 6-3 Weight: 175 DOB: January 30, 2003 Birthplace: Shawnee Mission, KS
 Acquired: Selected in the 2021 MLB Draft Drafted: 2nd Rd (KC)
 2023: 4-2/8G/7GS/3.75 ERA/36.0 IP/34K/18BB/2HR/.279 2022: 2-5/17 G/17 GS/3.48 ERA/72.1 IP/61 K/32 BB/4 HR/.239
 Career Stats (2 Seasons): 6-7/25 G/24 GS/3.57 ERA/108.1 IP/95 K/50 BB/6 HR/.252 AVG

MiLB: Made his Fireflies and professional debut May 21 at Segra Park vs the Myrtle Beach Pelicans. He allowed just one earned run (three total runs) in his first five starts, spanning 18 innings (0.50 ERA). During the run, he accumulated 22 punchouts and maintained a 1.11 WHIP. He was named the Fireflies Pitcher of the Year by the Kansas City Royals and also won the Royals Paul Splittorff award, which is given to the organization's best pitcher each year... Earned his fifth-career win May 17 at the Fredericksburg Nationals

Personal: Was slated to be former Fireflies catcher, Carter Jensen's roommate at LSU prior to being drafted.



The Columbia Collection



2023 DAY-BY-DAY STATISTICS

DATE	OPP.	DEC.	IP	H	R	ER	HR	K	BB	Notes
4/11	@ CSC	L (0-1)	3.0	5	5	5	1	3	1	First professional relief appearance
4/16	@ CSC	L (0-2)	4.0	6	4	4	0	5	1	First start of the season
4/22	FAY	ND	3.0	4	4	4	0	4	4	
4/28	@ AUG	W (1-2)	5.0	5	0	0	0	4	2	First win of the season
5/4	MB	W (2-2)	6.0	4	0	0	0	6	3	First Quality Start of Year; 11.2 Inning scoreless streak
5/10	@ SAL	ND	5.0	6	1	1	1	5	2	Carolina-league best 14 inning scoreless streak snapped
5/17	@ FBG	W (3-2)	5.0	6	1	1	0	4	1	
5/24	CSC	W (4-2)	5.0	3	0	0	0	3	4	

2023 Fireflies Highs:										Win Streak:	Losing Streak:
CG:	IP:	K:	BB:	H:	R:	ER:				2	2
	6.0	6	4	6	5	5					

Career Highs:										Win Streak:	Losing Streak:
CG:	IP:	K:	BB:	H:	R:	ER:				0	0
0	6.0	6	4	8	5	5					

2023 vs WOOD DUCKS

W-L	ERA	IP	H	R	ER	HR	K	BB	Notes
-----	-----	----	---	---	----	----	---	----	-------

COLUMBIA BULLPEN

21 | Mack Anglin | RHP | FB, CH, CURV

(1-0), 2.93 ERA | 0 SV | 3 HLD | 6'4" | 220 LB | 7/5/00 | OH

College: Fifth in Clemson history in strikeouts per nine innings pitched (10.57)... Won the Stowe award for team's most valuable pitcher in 2022... Worked two quality starts against ranked opponents in 2022, first spinning six scoreless frames vs #23 Wake Forest April 15, then twirling seven three-run innings with eight punchouts vs #21 Georgia Tech May 6.

Last 5 Outings								
Date	Opp	Dec	IP	H	R	E	BB	K
5/12	@ SAL	ND	1.2	5	4	4	2	0
5/17	@ FBG	H, 1	2.0	0	0	0	2	5
5/21	@ FBG	H, 2	1.2	1	0	0	0	0
5/24	CSC	H, 3	2.0	0	0	0	1	3
5/28 G1	CSC	ND	2.0	1	0	0	0	2

16 | Chazz Martinez | LHP | FB, CH, CURV, SL

(5-4), 4.38 ERA | 0 SV | 0 HLD | 6'3" | 210 LB | 1/6/00 | CA

MiLB: Selected in the 17th round of the 2022 MLB Draft out of Oklahoma prior to working six relief appearances in the ACL last year. Martinez fanned five hitters in 6.1 innings while posting a 8.53 ERA.

College: Wrung up 67 hitters in 64.1 innings while maintaining a 5.32 ERA in his lone season at Oklahoma.

Last 5 Outings								
Date	Opp	Dec	IP	H	R	E	BB	K
5/16	@ FBG	W (3-3)	2.0	1	0	0	1	3
5/19	@ FBG	ND	1.1	1	0	0	1	2
5/23	CSC	W (4-3)	2.0	1	0	0	0	3
5/26	CSC	W (5-3)	2.0	0	0	0	1	3
5/30	@ DE	L (5-4)	2.0	2	1	1	1	4

23 | Marcus Olivares | RHP | 4SFB, 2SFB, SLID, CH

(0-2), 3.78 ERA | 0 SV | 1 HLD | 6'3" | 200 LB | 9/12/98 | TX

MiLB: Spun four innings in three games, allowing one hit after being signed as an undrafted free agent...

College: After playing at Lamar University from 2018-21, he transferred to Texas as a redshirt senior. Recorded a 0.69 ERA in 26 innings as a Long Horn. After baseball, he wants to be a rigging engineer like his dad.

Last 5 Outings								
Date	Opp	Dec	IP	H	R	E	BB	K
5/9	@ SAL	L (0-2)	1.1	2	1	1	3	1
5/14	@ SAL	ND	2.0	5	3	2	1	3
5/18	@ FBG	ND	2.0	2	0	0	2	2
5/23	CSC	H, 1	2.0	1	0	0	0	3
5/28 G2	CSC	ND	1.0	0	1	0	2	2

41 | Eduardo Herrera | RHP | FB, CH, CURV

(3-0), 6.61 ERA | 1 SV | 1 HLD | 5'9" | 179 LB | 1/5/00 | VZ

MiLB: Made his Fireflies debut in 2022, tossing two scoreless innings in one outing before being placed on the 60-day injured list. He has only pitched three of his 28.2 career innings on the Kansas City Farm... Herrera was originally signed as a catcher/infielder in 2016 for the Diamondbacks and transferred to the pitching mound in 2018. He was traded for CF Nick Heath in 2021.

Last 5 Outings								
Date	Opp	Dec	IP	H	R	E	BB	K
5/3	MB	ND	2.0	2	1	1	1	3
5/7	MB	ND	1.0	4	4	4	1	2
5/16	@ FBG	ND	2.0	0	0	0	1	3
5/21	@ FBG	ND	1.0	1	2	2	3	3
5/25	CSC	W (3-0)	2.0	0	0	0	1	4

51 | Cooper McKeehan | LHP | SINK, CURV, CH

(4-1), 1.23 ERA | 5 SV | 0 HLD | 6'1" | 195 LB | 3/28/01 | MI

MiLB: Didn't allow a run in any single-inning appearance in six professional games (five in Carolina League). Had a string of 10-straight scoreless appearances spanning 14.1 innings from April 22-May 24.

College: Third former Cougar to get drafted by the Royals after Dave Jensen (2002) and Cliff Pastornicky (1980).

Last 5 Outings								
Date	Opp	Dec	IP	H	R	E	BB	K
5/13	@ SAL	S, 3	1.0	0	0	0	1	2
5/16	@ FBG	S, 4	1.0	1	0	0	0	3
5/21	@ FBG	W (3-1)	2.0	0	0	0	1	1
5/24	CSC	S, 5	2.0	2	1	1	0	2
5/28 G2	CSC	W (4-1)	2.0	2	0	0	0	2

45 | Oscar Rayo | RHP | FB, CURV, SLID, CH

(0-0), 3.50 ERA | 0 SV | 0 HLD | 6'1" | 180 LB | 1/13/02 | NIC

MiLB: Made his Fireflies debut August 2 vs the Charleston RiverDogs... Moved all the way from the DSL to the Carolina League in 2022, spinning 23 innings with Columbia. His previous season high in innings pitched was 20.2... Recorded a 0.64 ERA in 14 innings in June, a 0.00 ERA in 4 innings in July and a 1.93 ERA in 9.1 innings in September.

Last 5 Outings								
Date	Opp	Dec	IP	H	R	E	BB	K
4/28 G2	@ AUG	ND	3.0	5	2	2	1	5
5/3	MB	ND	3.0	7	6	2	1	4
5/14	@ SAL	ND	3.0	1	1	1	2	4
5/21	@ FBG	ND	2.0	1	2	2	3	3
5/30	@ DE	ND	2.0	4	2	2	1	1

COLUMBIA BULLPEN

11 | Wesley Scott | RHP | FB, SWEEP

(1-0), 1.54 ERA | 0 SV | 2 HLD | 6'1" | 185 LB | 3/2/01 | CA

MiLB: Spun 2.1 innings in three games, fanning four hitters in the ACL in 2022 after being selected in the eighth round of the 2022 draft out of Walters State Community College.

College: Recorded 118 punchouts in 75 innings while maintaining a 3.60 ERA as a redshirt sophomore.

Last 5 Outings

Date	Opp	Dec	IP	H	R	E	BB	K
5/5	MB	ND	1.1	2	0	0	0	2
5/11	@ SAL	ND	1.0	2	1	1	1	1
5/16	@ FBG	H, 1	1.0	1	0	0	0	0
5/20	@ FBG	ND	1.0	0	0	0	2	2
5/26	CSC	H, 2	1.1	1	0	0	1	2

24 | Ben Sears | RHP | 2SFB, SINK, SLID, CH

(2-0), 2.45 ERA | 4 SV | 0 HLD | 6'5" | 208 LB | 6/15/00 | RI

MiLB: Made his Fireflies August 14, 2022 at Myrtle Beach. Carried a 3.29 ERA in 13.2 innings over seven outings in the neon and navy last season.

College: Finished the 2022 campaign 6-3 with a 3.10 ERA for the Houston Cougars prior to getting picked up in the 14th round by Kansas City. In 2021, *Baseball America* said he had the AAC's best breaking ball.

Last 5 Outings

Date	Opp	Dec	IP	H	R	E	BB	K
5/13	@ SAL	W (2-0), BS 1	2.2	3	1	1	0	3
5/17	@ FBG	S, 1	2.0	3	0	0	0	0
5/21	@ FBG	S, 2	1.1	0	0	0	0	0
5/23	CSC	S, 3	1.0	0	0	0	0	0
5/26	CSC	S, 4	1.2	2	0	0	0	2

25 | Samuel Valerio | RHP | FB, SLID, SPLIT

(1-0), 1.32 ERA | 0 SV | 1 HLD | 6'4" | 230 LB | 10/8/01 | D.R

MiLB: Was placed on the Fireflies Opening Day Roster in 2022. Valerio came out of the gates strong, with a 1.93 ERA in April, holding opponents to a .170 average in 14 innings... Ran into some trouble that inflated his ERA in June, allowing six runs in 1.2 innings at Salem and seven earned runs in 0.1 innings vs August in back-to-back starts before getting sent to the Arizona Complex League and being placed on the reserve list.

Last 5 Outings

Date	Opp	Dec	IP	H	R	E	BB	K
5/12	@ SAL	ND	1.1	0	0	0	1	3
5/14	@ SAL	BS, 1; L (1-1)	0.1	1	2	2	2	1
5/18	@ FBG	ND	1.0	0	0	0	1	2
5/22	@ FBG	ND	1.0	0	0	0	1	2
5/25	CSC	ND	2.0	0	0	0	1	4

22 | Chase Wallace | RHP | FB, SLID, CURV, CH

(0-0), 0.00 ERA | 0 SV | 0 HLD | 6'2" | 195 LB | 11/13/98 | TN

MiLB: Pitched for the Fireflies in 2021 and 2022. Finished the 2021 season 3-4 with a 5.28 ERA in 25 games for Columbia. Wallace walked 41 and opponents hit .280 against him. Saw marked improvement in Columbia in 2022. The righty recorded a 3.00 ERA in four games and opponents hit just .250 against him.

Last 5 Outings

Date	Opp	Dec	IP	H	R	E	BB	K
5/11	@ SAL	ND	1.1	0	0	0	1	0
5/28 G1	CSC	ND	1.0	0	0	0	0	0

FIREFLIES HITTERS

8 | Junior Calderon | INF | R/R

Current Hitting Streak: 0

Longest 2023 Hitting Streak: 4

2023			
AVG .146	HR 1	RBI 4	

Bio:			
5'11"	205 LBS	21 YRS	12/9/01

Series Stats:
Last Game: 1-3, 2 K This Series:

Career Highs:
H: 3 (6x) RBI: 4 (6/14/19) HR: 1 (9x)
R: 3 (2x) SB: 1 (10x) K: 3 (7/6/19)

2023 VS DOWN EAST									
AB	R	H	2B	3B	HR	RBI	BB	SO	AVG
0	0	0	0	0	0	0	0	0	0.000

2023: Placed on the Columbia Fireflies Opening Day roster April 6.

MiLB: Tallied four-consecutive games with an RBI from August 4-9, driving in eight total RBI in the stretch... Put together a career-high seven-game hitting streak from September 14-24, 2021. During the span, the third baseman legged out four doubles and put together four multi-hit games to guide his average to .4000. The righty also drew three walks and only struck out three times, pushing his on-base percentage to .500 over that stretch.

1 | Omar Florentino | INF | S/R

Current Hitting Streak: 1

Longest 2023 Hitting Streak: 2

2023			
AVG .125	HR 0	RBI 5	

Bio:			
6'2"	185 LBS	20 YRS	9/16/01

Series Stats:
Last Game: 1-3, K This Series:

Career Highs:
H: 4 (7/23/19) RBI: 3 (8/2/19) HR: 1 (3x)
R: 2 (17x) SB: 3 (6/30/22) K: 4 (2x)

2023 VS DOWN EAST									
AB	R	H	2B	3B	HR	RBI	BB	SO	AVG
0	0	0	0	0	0	0	0	0	0.000

2023: Placed on the Columbia Fireflies Opening Day roster April 6.

MiLB: Made his Fireflies debut in 2022, earning a .333 on-base percentage in 48 games with Columbia. Had a stellar June, hitting .277 to pair with a .417 on-base percentage across 17 games in the Neon and Navy. He had a knack for the clutch in 2022, averaging .267 with runners threatening in 30 opportunities.

12 | Omar Hernandez | C | R/R

Current Hitting Streak: 0

Longest 2022 Hitting Streak: 5

2023			
AVG .233	HR 0	RBI 8	

Bio:			
6'1"	180 LBS	20 YRS	1/28/02

Series Stats:
Last Game: 0-4 This Series:

Career Highs:
H: 3 (7x) RBI: 3 (3x) HR: 1 (5x)
R: 3 (2x) SB: 2 (8/2/22) K: 3 (5x)

2023 VS DOWN EAST									
AB	R	H	2B	3B	HR	RBI	BB	SO	AVG
4	0	0	0	0	0	0	0	0	0.000

2023: Placed on the Columbia Fireflies Opening Day roster April 6. Had the Fireflies first walk-off hit of the season April 18, when he bunted to push Jean Ramirez to third and Columbia's outfielder scored on a throwing error. Smacked a walk-off single in the 10th vs Charleston May 25--it was his 5th walk-off hit for Columbia.

MiLB: Hernandez has caught the most games for the Fireflies in the last two seasons, catching 117 games between the 2021 and 2022 seasons. Last season, Hernandez had three walk-off singles in 2023, first against Down East April 24, then vs Myrtle Beach July 4 and lastly vs Kannapolis August 18

26 | David Hollie | OF | R/R

Current Hitting Streak: 0

Longest 2022 Hitting Streak: 2

2023			
AVG .167	HR 6	RBI 12	

Bio:			
6'2"	205 LBS	23 YRS	10/25/99

Series Stats:
Last Game: 0-2, BB This Series:

Career Highs:
H: 4 (7/23/18) RBI: 5 (4/30 G2) HR: 3 (4/30 G2)
R: 3 (5x) SB: 1 (19x) K: 4 (8x)

2023 VS DOWN EAST									
AB	R	H	2B	3B	HR	RBI	BB	SO	AVG
0	0	0	0	0	0	0	0	0	0.000

2023: Placed on the Columbia Fireflies Opening Day roster April 6. Had a career day April 30 in front of his home town crowd at SRP Park. Hollie drove in seven RBI and hit four homers (three in game two of a doubleheader) in a 4-6 showing. He is the first Fireflies player to hit three homers in a single day. It led to a Carolina League Player of the Week award.

MiLB: Named Appalachian League Player of the Week July 19, 2019 after hitting three homers, including a grand slam in five games that week.

FIREFLIES HITTERS

3 | Roger Leyton | INF | S/R

Current Hitting Streak: 0

Longest 2023 Hitting Streak: 4

2023			
AVG .213	HR 1	RBI 11	

Bio:			
5'11"	200 LBS	20 YRS	2/3/03

Series Stats:
Last Game: 0-3, 3 K This Series: 0-3, 3 K

Career Highs:
H: 4 (6/10/22) RBI: 4 (7/1/22) HR: 1 (6x)
R: 3 (2x) SB: 2 (7/21/22) K: 3 (5x)

2023 VS DOWN EAST									
AB	R	H	2B	3B	HR	RBI	BB	SO	AVG
3	0	0	0	0	0	0	0	3	0.000

2023: Placed on the Columbia Fireflies Opening Day roster April 6. Recorded a season-high three hits with two RBI vs Salem Sunday, May 14.

MiLB: Clobbered the ball at home in 2022, hitting .361 in 18 games with eight doubles, two homers and nine walks, earning a 1.042 OPS. That's compared to hitting .190 with a .649 OPS in 18 games on the road in 2022. Saw his strikeout rate decrease from 30.2% to 20.1% from 2021 to 2022.

6 | Brennon McNair | INF | R/R

Current Hitting Streak: 1

Longest 2023 Hitting Streak: 6

2023			
AVG .211	HR 1	RBI 9	

Bio:			
5'10"	185 LBS	20 YRS	9/15/02

Series Stats:
Last Game: 1-3, K This Series: 1-3, K

Career Highs:
H: 4 (3x) RBI: 4 (4/30/23) HR: 2 (8/27/21)
R: 3 (5x) SB: 2 (8/9/22) K: 4 (8/2/22)

2023 VS DOWN EAST									
AB	R	H	2B	3B	HR	RBI	BB	SO	AVG
3	0	1	0	0	0	0	0	1	.333

2023: Placed on the Columbia Fireflies Opening Day roster April 6. Held six-game hitting streak from May 3-11 during which he hit .417 and drove in a pair of RBI. Tallied a 20-game on-base streak from April 25-May 17. McNair slashed .300/.434/.483 with seven extra-base hits and nine RBI on the run. It's the fourth-longest on-base streak this season in the Carolina League and trails only Brett Squires for the Fireflies longest on-base streak.

MiLB: Hit .297 on the road with a pair of homers and nine RBI in 2022...

4 | Erick Peña | OF | L/R

Current Hitting Streak: 0

Longest 2023 Hitting Streak: 3

2023			
AVG .151	HR 6	RBI 23	

Bio:			
6'3"	205 LBS	20 YRS	2/20/03

Series Stats:
Last Game: 0-3, 2 K This Series: 0-3, 2 K

Career Highs:
H: 3 (7/12/21) RBI: 4 (2x) HR: 2 (5/3/23)
R: 2 (5x) SB: 2 (8/2/22) K: 5 (4/22)

2023 VS DOWN EAST									
AB	R	H	2B	3B	HR	RBI	BB	SO	AVG
3	0	0	0	0	0	0	0	2	0.000

2023: Placed on the Columbia Fireflies Opening Day roster April 6. Had his first two-homer game vs the Myrtle Beach Pelicans, including the second walk-off homer of his Fireflies debut.

MiLB: Made his Fireflies debut April 8, 2022, launching a three-run walk-off homer to kick-off a campaign where the Fireflies would have nine walk-off hits.... Was the highest-ranked member of the Royals 2019 International Signing class and drew comparisons with Carlos Beltran from scouts...

43 | Enmanuel Pire | C | R/R

Current Hitting Streak: 0

Longest 2022 Hitting Streak: 1

2023			
AVG .167	HR 0	RBI 2	

Bio:			
5'10"	180 LBS	21 YRS	5/18/01

Series Stats:
Last Game: 0-3 This Series:

Career Highs:
H: 3 (3x) RBI: 2 (3x) HR: 1 (8/9/21)
R: 3 (7/3/19) SB: 1 (5x) K: 4 (9/3/21)

2023 VS DOWN EAST									
AB	R	H	2B	3B	HR	RBI	BB	SO	AVG
0	0	0	0	0	0	0	0	0	0.000

2023: Placed on the Columbia Fireflies roster April 14.

MiLB: Played his fewest games of a single season in 2022, working only 14 games, three in June, seven in July and four in August. Had significant Home/Road and Lefty/Righty splits on the year, averaging .385/208 and .200/.296, respectively... The splits match his historic data as well. He hit .321 in 33 home games between 2019 and 2021, but in 2021 hit .133 on the road. In 2021 he hit .269 vs righties and .188 vs lefties.

FIREFLIES HITTERS

0 | Jean Ramirez | OF | L/L

Current Hitting Streak: 0

Longest 2022 Hitting Streak: 5

2023			
AVG .297	HR 1	RBI 7	

Bio:			
5'11"	174 LBS	23 YRS	2/13/99

Series Stats:

Last Game: 0-4, 2 K This Series: 0-4, 2 K

Career Highs:

H: 4 (5/2/23) RBI: 2 (6x) HR: 1 (10x)
R: 4 (2x) SB: 4 (2x) K: 4 (8/17/18)

2023 VS DOWN EAST

AB	R	H	2B	3B	HR	RBI	BB	SO	AVG
4	0	0	0	0	0	0	0	2	0.000

2023: Placed on the Columbia Fireflies Opening Day roster April 6. Has a career-high four hits May 2 vs Myrtle Beach in a 12-0 Fireflies win May 3.

MiLB: Placed on the Fireflies roster June 7, 2022.... Became the first Columbia Fireflies player to homer in three consecutive games August 23-25 vs the Salem Red Sox... Hit .329 for the DSL Royals1 in 2019, drawing 21 walks while only striking out 18 times. Was called up to Columbia July 24, 2021 from the ACL Royals, and played 24 games in the neon and navy, hitting .194, but working a .372 on-base percentage as he worked 15 free passes in 67 at-bats.

19 | Lizandro Rodriguez | INF | S/R Current Hitting Streak: 0

Longest 2023 Hitting Streak: 3

2023			
AVG .203	HR 4	RBI 14	

Bio:			
6'1"	210 LBS	18 YRS	7/3/03

Series Stats:

Last Game: 0-3, BB This Series: 0-3, BB

Career Highs:

H: 3 (3x) RBI: 3 (7/13/21) HR: 1 (15x)
R: 4 (8/6/22) SB: 3 (2x) K: 3 (7/15/21)

2023 VS DOWN EAST

AB	R	H	2B	3B	HR	RBI	BB	SO	AVG
3	0	0	0	0	0	0	1	1	0.000

2023: Placed on Opening Day Roster April 6, 2023.

MiLB: Made his Columbia Fireflies debut August 9 in Myrtle Beach. Hit back-to-back walk-off hits August 24 and August 25 vs the Salem Red Sox, first a homer in the ninth and then a single in the 13th.. Finished the 2022 season with the third-highest batting average amongst Royals' prospects.... In 2021 was named the DSL Royals Blue Player of the Year after finishing fifth in OPS (1.013) through 97 at-bats.

13 | Dionmy Salon | C | R/R

Current Hitting Streak: 0

Longest 2023 Hitting Streak: 6

2023			
AVG .256	HR 1	RBI 7	

Bio:			
5'11"	215 LBS	21 YRS	11/18/01

Series Stats:

Last Game: 0-3 This Series: 0-3

Career Highs:

H: 4 (5/3/23) RBI: 3 (9/6/21) HR: 1 (4x)
R: 2 (5x) SB: 1 (9/13/21) K: 3 (8/15/22)

2023 VS DOWN EAST

AB	R	H	2B	3B	HR	RBI	BB	SO	AVG
3	0	0	0	0	0	0	0	0	0.000

2023: Placed on the Columbia Fireflies Opening Day roster April 6. Posted a career-high four hit performance May 3 vs the Myrtle Beach Pelicans.

MiLB: MiLB: Had a breakout year in the ACL after two seasons in the DSL in 2022. Set career highs in batting average (138 points), on-base percentage (87 points) and slugging percentage (169 points)... The backstop was unflappable in nine home games, slashing .448/.556/.690, compared to .270/.357/.324 in 11 road games in 2022.

FIREFLIES HITTERS

7 | Brett Squires | INF | L/R

Current Hitting Streak: 1

Longest 2023 Hitting Streak: 8

2023			
AVG .252	HR 4	RBI 21	

Bio:			
6'3"	205 LBS	19 YRS	2/20/03

Series Stats:

Last Game: 2-4

This Series: 2-4

Career Highs:

H: 3 (4/30 G1) RBI: 3 (4/30 G1) HR: 1 (4x)
R: 2 (2x) SB: 2 (4/6) K: 3 (4/11)

2023 VS DOWN EAST

AB	R	H	2B	3B	HR	RBI	BB	SO	AVG
4	0	2	0	0	0	0	0	1	.500

2023: Placed on the Columbia Fireflies Opening Day roster April 6. Tallied an eight-game hitting streak from April 26-May 2. During the run the first baseman went 12-26 (.462) with three doubles and a homer. He drove in six RBI and scored 10 runs during the stretch. The hitting streak coincided with a 22-game on-base streak from April 20-May 14. It is the second-longest on-base streak in the League this season, trailing Daniel Guilarte, who reached safely in 31-straight... Became the second Fireflies player to homer in three-consecutive games May 20-23. He follows Jean Ramirez, who did so August 22-25, 2022.

9 | Levi Usher | OF | L/R

Current Hitting Streak: 1

Longest 2023 Hitting Streak: 3

2023			
AVG .172	HR 1	RBI 7	

Bio:			
6'1"	180 LBS	21 YRS	3/16/01

Series Stats:

Last Game: 1-2, 2 BB, R This Series:

Career Highs:

H: 2 (2x) RBI: 2 (9/2/22) HR: 1 (4/30 G1)
R: 2 (8/23/22) SB: 1 (3x) K: 3 (4/11)

2023 VS DOWN EAST

AB	R	H	2B	3B	HR	RBI	BB	SO	AVG
0	0	0	0	0	0	0	0	0	0.000

2022: Placed on the Columbia Fireflies Opening Day roster April 6. Hit a walk-off sacrifice fly vs Fayetteville in the 11th inning April 23.

MiLB: Made his Fireflies debut August 31 at the Carolina Mudcats and played half of his professional games with the Fireflies following being drafted.

College: Named the 2022 ACC Defensive Player of the Year and an ABCA/Rawlings Gold Glove Award Winner while at Louisville his senior year... Also drafted in 2019 out of high school by the Los Angeles Angels in the 37th round.

2 | Daniel Vazquez | INF | R/R

Current Hitting Streak: 0

Longest 2023 Hitting Streak: 4

2023			
AVG .284	HR 1	RBI 25	

Bio:			
5'11"	185 LBS	23 YRS	1/30/99

Series Stats:

Last Game: 0-3, 2 K This Series: 0-3, 2 K

Career Highs:

H: 3 (6x) RBI: 5 (5/2/23) HR: 1 (2x)
R: 3 (5/2/23) SB: 1 (14x) K: 4 (3x)

2023 VS DOWN EAST

AB	R	H	2B	3B	HR	RBI	BB	SO	AVG
3	0	0	0	0	0	0	0	2	0.000

2023: Placed on the Columbia Fireflies Opening Day Roster April 6, 2023. Recorded his first 5 RBI game after launching his second-career homer, a three-run blast in the first inning vs Myrtle Beach May 2 at Segra Park.

MiLB: Made his Fireflies debut May 17 vs Myrtle Beach. Collected four hits in his first three games, all singles. Finished on a high note, hitting .258 in eight games in September with three of his eight hits going for extra bases.... Ranked by MLB Pipeline as the 13th-best prospect in the 2019 International Free Agency Class.

SEASON BATTING STATISTICS

Multi-Hit Game

Player	2H	3H	4H	5H	6H	T
Calderon	1	0	0	0	0	1
Florentino	1	0	0	0	0	1
Hernandez	4	2	0	0	0	6
Hollie	0	1	0	0	0	1
Leyton	0	2	0	0	0	2
McNair	4	0	0	0	0	4
Pena	1	1	0	0	0	2
Ramirez	7	2	1	0	0	10
Rodriguez	5	1	0	0	0	6
Salon	3	0	0	0	0	3
Squires	7	1	0	0	0	8
Usher	2	0	0	0	0	2
Vazquez	8	4	0	0	0	12
TOTALS	43	14	1	0	0	58

Hit streaks of six games or more (3)

Player	Games	Start	End	H	AB	Avg.	HR	RBI
Squires	8	4/26	5/2	12	26	.462	1	6
McNair	6	5/3	5/11	7	17	.412	0	2
Salon	6	4/20	5/3	10	18	.556	0	4

*Active

*Longest

Multi-RBI Games

Player	2RBI	3RBI	4RBI	5RBI	6+RBI	T
Calderon	1	0	0	0	0	1
Hernandez	1	0	0	0	0	1
Hollie	2	0	0	1	0	3
Leyton	4	0	0	0	0	4
McNair	1	0	1	0	0	2
Pena	5	1	1	0	0	7
Ramirez	1	0	0	0	0	1
Rodriguez	4	0	0	0	0	4
Salon	1	0	0	0	0	1
Squires	2	2	0	0	0	4
Usher	1	0	0	0	0	1
Vazquez	2	2	0	1	0	5
TOTALS	25	5	2	2	0	34

Fireflies Designated Hitters

Batter	Starts	Rec	H	AB	Avg.	2B	3B	HR	RBI
Junior Calderon	7	4-2	2	24	.083	0	0	1	2
David Hollie	4	4-0	4	13	.308	0	0	1	4
Roger Leyton	3	2-1	2	11	.182	0	0	0	0
Brennon McNair	1	0-1	1	4	.250	0	0	0	0
Erick Pena	1	1-0	0	5	.000	0	0	0	0
Enmanuel Pire	4	3-1	2	12	.167	0	0	0	2
Jean Ramirez	1	1-0	0	3	.000	0	0	0	2
Lizandro Rodriguez	2	0-2	0	5	.000	0	0	0	0
Brett Squires	8	4-4	6	28	.214	4	0	0	4
Dionmy Salon	11	6-5	7	35	.200	1	0	0	3
Levi Usher	3	2-1	3	11	.273	2	1	0	1
Daniel Vazquez	1	1-0	0	3	.000	0	0	0	0
TOTALS	46	28-18	28	154	.182	7	1	2	18

HOME RUNS/WALK-OFFS

Home Run Log

Player	HR	Home	Road	Solo	2R	3R	GS	NoOut	1Out	2Out	7th/later	Last HR
Junior Calderon	1	0	1	1	0	0	0	0	1	0	0	4/28 G2 at AUG
David Hollie	6	1	5	3	2	1	0	0	5	1	1	5/23 vs CSC
Roger Leyton	1	1	0	1	0	0	0	1	0	0	0	4/23 vs FAY
Brennon McNair	1	0	1	0	0	0	1	1	0	0	0	4/30 G1 at AUG
Erick Pena	6	5	1	1	4	1	0	1	4	1	1	5/25 vs CSC
Jean Ramirez	1	0	1	1	0	0	0	1	0	0	0	4/29 at AUG
Lizandro Rodriguez	4	1	3	2	2	0	0	1	3	0	2	5/16 at FBG
Dionmy Salon	1	1	0	1	0	0	0	0	1	0	0	5/7 vs MB
Brett Squires	4	1	3	2	1	1	0	1	1	2	0	5/23 vs CSC
Levi Usher	1	0	1	0	1	0	0	0	1	0	0	4/30 G1 at AUG
Daniel Vazquez	1	1	0	0	0	1	0	0	0	1	0	5/2 vs MB
TOTAL	27	11	16	12	10	4	1	6	16	4	3	5/25 vs CSC

Home Runs by Ballpark

Ballpark	HR	Games
Segra Park (COL)	11	19
Arthur W. Perdue Stadium (DEL)		
Atrium Health Ballpark (KAN)		
Bank of James Stadium (LYN)		
Five County Stadium (CAR)		
Grainger Stadium (DE)	0	1
Joseph P. Riley Jr. Park (CSC)	0	6
New Fredericksburg Ballpark (FGB)	4	6
Salem Memorial Ballpark (SAL)	0	6
Segra Stadium (FAY)		
SRP Park (AUG)	12	8
TicketReturn.com Field (MB)		

Walk-off wins

Date	Opponent	Batter	Play	Inning	Score
4/18	Fayetteville	Omar Hernandez	Bunt, Error	10th	5-4
4/22	Fayetteville	Levi Usher	Sacrifice Fly	11th	6-5
5/2	Myrtle Beach	Erick Pena	2-R Homer	9th	10-8
5/25	Charleston	Omar Hernandez	Single	10th	3-2

PITCHING/BATTING STATS

Starter-Reliever Breakdown (First Half)

	Rec	IP	H	ER	BB	SO	ERA
Starters	9-9	201.1	186	72	84	225	3.22
Relievers	19-9	187.1	142	61	78	255	2.93
TOTAL	28-18	388.2	328	133	172	480	3.08

Starter/ Reliever Breakdown (Second Half)

	Rec	IP	H	ER	BB	SO	ERA
Starters							
Relievers							
TOTAL							

Starter/ Reliever Breakdown (Overall)

	Rec	IP	H	ER	BB	SO	ERA
Starters	9-9	201.1	186	72	84	225	3.22
Relievers	19-9	187.1	142	61	78	255	2.93
TOTAL	28-18	388.2	328	133	172	480	3.08

Catcher's Box

	Rec	IP	ER	SB	SBA	CS	PCT	ERA	PB	E
Omar Hernandez	17-14	264.2	100	48	64	16	25%	3.39	2	0
Enmanuel Pire	0-1	8.0	3	3	3	0	0%	3.38	2	0
Dionmy Salon	11-3	118.0	30	23	32	9	28%	2.43	6	2
TOTAL	28-18	388.2	133	74	99	25	25%	3.08	10	2

Starting Pitcher Log

Pitcher	GS	Team Record	SB/SBA(%)	Support/9	QS	K/9
Ben Kudrna	8	6-2	3/6 (50%)	5.00	1	8.50
Frank Mozzicato	8	4-4	6/11 (55%)	5.01	2	13.93
Shane Panzini	7	3-4	5/6 (83%)	6.86	2	7.09
Ryan Ramsey	2	2-0	1/2 (50%)	2.25	0	9.00
Oscar Rayo	2	1-1	2/3 (67%)	3.00	0	9.82
David Sandlin	9	7-2	8/11 (73%)	7.97	0	12.39
Mauricio Veliz	6	2-4	6/6 (100%)	1.23	0	5.32
Steve Zobac	4	2-2	4/4 (100%)	4.32	0	11.88

Relief Pitcher Effectiveness

Pitcher	IR	IRS	% Scored	Holds	1st batters
Anglin				2	1-8 (4 K, 1B, BB)
Herrera				1	0-10 (7 K, BB)
Kudrna	3	0	0%		1-1 (1B)
Martinez	2	0	0%		2-13 (8 K, 2 1B, BB)
McKeehan	8	3	38%		1-14 (1B, 8 K)
McMillon					1-7 (3 K, 2 BB, 2B)
Olivarez	2	0	0%	1	2-9 (2 1B, 4 K, HBP, BB)
Rayo	1	0	0%		3-5 (2 1B, 2B, BB)
Sears	8	4	50%		2-11 (2 K, 1B, 3B)
Scott	2	1	50%	1	1-7 (2 BB, 1B, 4 K)
Valerio	7	2	29%	1	2-9 (6 K, BB)
Veliz					0-1 (BB)
Wallace	2	0	0%		0-2
Zobac				3	0-4 (4 K)
Totals	33	10	30%	5	14-97 (46 K, 11 1B, 2 2B, 3B, 11 BB, HBP)

Saves:

Pitcher(#)	Date	Opp.
Herrera (1)	4/14	@ CSC
McMillon (1)	4/15 G2	@ CSC
McMillon (2)	4/20	FAY
McKeehan (1)	4/25	@ AUG
McMillon (3)	4/26	@ AUG
McMillon (4)	5/7	MB
McKeehan (2)	5/10	@ SAL
McKeehan (3)	5/14	@ SAL
McKeehan (4)	5/16	@ FBG
Sears (1)	5/17	@ FBG
Sears (2)	5/20	@ FBG
Sears (3)	5/23	CSC
McKeehan (5)	5/24	CSC
Sears (4)	5/26	CSC

Blown Saves:

Pitcher(#)	Date	Opp.
Kudrna (1)	4/11	@ CSC
McKeehan (1)	4/18	FAY
Veliz (1)	4/22	FAY
Martinez (1)	5/6	MB
Sears (1)	5/13	@ SAL
Valerio (1)	5/14	@ SAL

Record by Relief Appearance:

Pitcher	Rec	Streak
Anglin	3-5	L1
Herrera	9-2	W1
Kudrna	0-1	L1
Martinez	8-6	L1
McKeehan	12-3	W6
McMillon	7-2	W1
Olivarez	5-6	W3
Rayo	1-5	L5
Sears	8-3	W5
Scott	5-4	W1
Valerio	6-5	W1
Veliz	2-0	W2
Wallace	0-2	L2
Zobac	4-0	W4

FIREFLIES BY THE NUMBERS

Score by Inning	1	2	3	4	5	6	7	8	9	10	11	12	13	14	15+	TOTAL				
Fireflies	23	8	29	37	30	23	15	22	11	3	1	0	0	0	0	202				
Opponent	26	14	22	13	20	25	15	18	5	2	1	0	0	0	0	161				
Margin of W	1	2	3	4	5	6	7	8	9	10	11	12	13	14	15	16	17	18	19	20
Fireflies	9	7	2	1	1	3	2	0	1	0	0	1								
Opponent	7	2	4	1	0	1	1	1	0	0	0	1								

Starts by Field Position

Record when Fireflies score

0: 0-4
1: 0-4
2: 3-4
3: 5-2
4: 3-1
5: 4-1
6: 5-0
7: 2-0
8: 1-2
9: 1-0
10: 2-0
11: 0-0
12: 1-0
13: 1-0
14: 0-0
15: 0-0
16: 0-0
17: 0-0
18: 0-0
19: 0-0
20: 0-0

	C	1B	2B	3B	SS	LF	CF	RF	DH
Junior Calderon	10-7		1-0		4-3				
Omar Florentino	3-4		6-1	5-1					
Omar Hernandez	17-14								
David Hollie						3-2	6-5		4-0
Roger Leyton						4-5	12-5		2-1
Brennon McNair	22-16								0-1
Erick Pena							22-15	1-0	
Enmanuel Pire	0-1		3-1						
Jean Ramirez						18-10	1-2	1-0	
Lizandro Rodriguez	25-14			0-2					
Dionmy Salon	11-3		6-5						
Brett Squires	18-11			3-1			4-4		
Levi Usher							5-1	10-8	2-1
Daniel Vazquez					23-17		1-0		

Record when Opponent score

0: 5-0
1: 9-0
2: 3-1
3: 3-6
4: 4-2
5: 1-2
6: 1-1
7: 0-2
8: 2-0
9: 0-4
10: 0-0
11: 0-0
12: 0-0
13: 0-0
14: 0-0
15: 0-0
16: 0-0
17: 0-0
18: 0-0
19: 0-0
20: 0-0

Starts by Batting Order

	1	2	3	4	5	6	7	8	9
Junior Calderon				2-2	3-3	3-0		7-5	
Omar Florentino									14-7
Omar Hernandez	1-3	16-11							
David Hollie					3-0	4-1	1-1	1-2	3-3
Roger Leyton					1-2	1-1	2-0	8-2	7-6
Brennon McNair					0-1	18-14		3-3	
Erick Pena	0-1				1-0	21-14			
Enmanuel Pire							1-0	2-1	0-1
Jean Ramirez	20-12								
Lizandro Rodriguez	3-2		22-13						
Dionmy Salon				2-1	9-3	3-3		3-1	
Brett Squires			3-2	22-14					
Levi Usher	7-2	1-0			0-1	2-2	4-4		4-1
Daniel Vazquez	0-1	8-5	3-3	2-0	11-8				

FIREFLIES SEASON BREAKDOWNS

HIGHS AND LOWS

MISCELLANEOUS

Winning streak:	6
Losing streak:	2
Home W streak:	3
Home L streak:	2
Road W streak:	3
Road L streak:	2
Winning margin:	12
Losing margin:	4
Longest game, innings:	11
Longest game, time:	3:20
Longest 9-inning game:	2:46
Shortest 9-inning game:	1:59
Largest home crowd:	7,026
Smallest home crowd:	1,815
Largest road crowd:	5,948
Smallest road crowd:	1,041
Highest first pitch temperature	86
Lowest first pitch temperature	66

TEAM BATTING

Most runs scored:	13
Most runs, inning:	6
Most hits:	14
Fewest hits:	1
Most doubles:	3
Most triples:	1
Most home runs:	4
Most walks:	9
Most strikeouts:	21
Most stolen bases:	5
Most runners LOB:	12
Most DPs hit into:	2

TEAM PITCHING/FIELDING

Runs allowed:	9
Runs, inning:	4
Hits allowed:	13
Fewest hits allowed:	2
Strikeouts:	20 (4/14)
Walks:	7
Home runs allowed:	1
Most errors:	5
Most errors by opponent:	7
Most DPs turned:	1

INDIVIDUAL BATTING:

Runs scored:	3 (David Hollie, Squires, Vazquez)
Hits:	4 (Jean Ramirez)
Doubles:	1 (5 tied)
Triples:	1 (Calderon, Rodriguez)
Home runs:	3 (Hollie)
RBI:	5 (Hollie, Vazquez)
Walks:	4 (Pena)
Stolen bases:	2 (Squires)
Hitting streak:	8 (Squires)

INDIVIDUAL PITCHING

Innings, starter:	6.0 (Mozzicato, Panzini, Kudrna)
Innings in relief:	3.0 (Kudrna, Rayo, Zobac)
Strikeouts:	13 (Mozzicato)
Walks:	3 (2 tied)
Home runs allowed:	1 (3 tied)

HONORS AND AWARDS

Carolina League Player of the Week:	David Hollie (5.2)
Carolina League Pitcher of the Week:	
Carolina League Player of the Month:	Steve Zobac (April)
Mid-Season All-Stars:	
Post-Season All-Stars:	
Organizational All-Stars:	
Organizational Player of the Month:	

FIREFLIES RECORD WHEN

Overall record:	28-18		
Day game:	6-3		
Night game:	22-15		
Doubleheaders:	5-5		
Extra innings:	1-3		
Score first:	17-7		
Allow first run:	11-11		
* Lead after 6 innings:	18-1		
* Trail after 6 innings:	3-10		
* Tied after 6 innings:	2-2		
<i>* Scheduled nine inning games only</i>			
Starter goes 6+	5-2		
Starter goes 7+	0-0		
Starter goes 8+	0-0		
Games decided in last at-bat:	7-5		
One-run games:	10-7		
Come-from-behind wins:	5-2		
vs. RHP Starters:	21-14		
vs. LHP Starters:	7-3		
Commit an error:	13-14		
No errors:	15-4		
Commit multiple errors	5-10		
Fireflies hit a home run:	13-4		
No home runs:	15-14		
Outhit opponent:	18-2		
Outhit by opponent:	9-15		
Hits are even:	1-1		
vs. NL affiliates:	14-7		
vs. AL affiliates:	14-11		
White jerseys:	3-2		
Gray jerseys:	3-2		
Neon jerseys:	3-1		
Navy jerseys:	14-9		
Charity jerseys:	2-1		
Powder Blue jerseys	1-1		
Chicharones jersey	3-1		
Opponent	Rec.	Home	Road
Augusta	6-3	0-1	6-2
Charleston	8-4	5-1	3-3
Fayetteville	4-2	4-2	
Kannapolis			
Myrtle Beach	4-2	4-2	
vs. South Division	22-11	13-6	9-5
Carolina			
Delmarva			
Down East	0-1		0-1
Fredericksburg	4-2		4-2
Lynchburg			
Salem	2-4		2-4
vs. North Division	6-7		6-7
Days	Rec.	Months	Rec.
Monday	0-0	April	13-8
Tuesday	5-3	May	15-10
Wednesday	6-1	June	0-0
Thursday	4-3	July	0-0
Friday	4-4	Aug.	0-0
Saturday	5-2	Sept.	0-0
Sunday	4-5		
First game of series: 5-4			
Last game of series: 3-4			
Rubber game: 0-0			
Getaway day: 1-3			
After a day off: 4-3			
Series won/loss/split: 5-2-1			

FIREFLIES TRANSACTIONS

Date	Player	To	From	Action
4/13	David Hollie	Quad Cities	Columbia	
4/14	Enmanuel Pire	Columbia	Development List	
4/24	Ryan Ramsey	Development List	Columbia	
4/25	David Hollie	Columbia	Quad Cities	
4/25	Mack Anglin	Columbia	Arizona Complex	
4/30	Adrian Alcantara	Columbia (rehab)	Northwest Arkansas	
4/30	Mauricio Veliz	Development List	Columbia	
5/3	Adrian Alcantara	Northwest Arkansas	Rehab Assignment (COL)	
5/9	John McMillon	Quad Cities	Columbia	
5/9	Chase Wallace	Columbia	Development List	
5/9	Mauricio Veliz	Columbia	Development List	

May Stats - **Batting** AVG: R: HR: SB: **Pitching** ERA:

Current Fireflies Injured List

THE LAST TIME IT HAPPENED

BATTING

Four-Hit Game:	Jean Ramirez, 5/2 vs MB
Five-Hit Game:	David Miranda, 8/13/18 vs DEL
Three Doubles in a Game:	(Savannah) Eudor Garcia and Michael Katz, 7/24/15 at HAG
Two Triples in a Game:	Tyler Tolbert 5/21 at KAN
Had at least a 10-game hitting streak:	Javier Vaz, 11-games (8/30/22-9/11/22)
Had at least a 15-game hitting streak:	Raphael Gladu, 23-games (5/6/18-6/9/18)
Had at least a 20-game hitting streak:	Raphael Gladu, 23-games(5/6/18-6/9/18)
Hit for the Cycle:	(Savannah) Ofilio Castro, 4/9/06 at ASH
1st inning lead-off HR:	Jaswel De Los Santos, 7/13/22 at DE
1st inning lead-off HR by opponent:	Maximo Acosta, 7/12/22 at DE
Inside-the-Park HR:	Jean Ramirez, 4/29/23 at AUG
Back-to-Back HR	Jaswel De Los Santos and Edgar Martinez, B2 5/8/22 vs DEL
Back-to-Back HR by OPP	Jeferson Quero and Hedbert Perez, 6/18/22 vs CAR
Two-Home Run Game:	Erick Pena 5/3 vs MB
Three Home Run Game:	David Hollie 4/30/23 vs AUG
Grand Slam:	Kale Emshoff, Tyler Tolbert, 8/11 vs FAY
Homered in consecutive games:	Brett Squires 5/21-22 at FBG
Homered in three straight games:	Brett Squires, 5/20-23/23 at FBG, vs CSC
Homered in four straight games:	(Savannah) Michael Katz, 7/25/15-7/28/15
Walk-off home run:	Erick Pena, 2-run homer, 5/3 vs MB
Walk-off:	Erick Pena, 2-run homer, 5/3 vs MB
Four-Run Game:	Jean Ramirez, Carter Jensen 7/9/22 vs MB
Five-Run Game:	(Savannah) Alonzo Harris, 8/27/11 vs CSC
Five-RBI Game:	Daniel Vazquez, 5/2 vs MB
Six-RBI Game:	Kale Emshoff, 8/11 vs FAY
Seven-RBI Game:	Juan Carlos Negret (7), 7/9 vs CSC
Columbia Scores 10 Runs (Game):	5/13 at SAL (10-8 W)
Columbia Scores 10 Runs (Inning):	(Savannah) 12 in 3rd 8/25/05 at Columbus (14-9 W)
Columbia Scores 20+ Runs (Game):	8/11/21 vs FAY (21-5 W)
Opponent Scores 10 Runs (Game):	9/6/22 vs CSC (15-3 L)
Opponent Scores 10 Runs (Inning):	10 in 7th 6/20/19 at ASH (26-9 L)
Opponent Scores 20+ Runs (Game):	6/20/19 at ASH (26-9 L)

PITCHING




Threw a complete game shutout:	Jordan Humphreys, 5/24/17 vs SCS (7 IP) (3-0, W)
Threw a no-hitter:	4/9/16 at CSC (McIlraith, Palsha, Magliozzi) (9-0, W)
Opponent threw a no-hitter:	5/1 at MB (Powell, Laskey and Reindl) (8-0, L)
Threw a one-hitter:	Diason Acosta, Briam Campusano, 7/14/19 GS vs CSC (5-0, W)
Threw a one-hitter- 9 Innings:	Thomas Szapucki, Tylor Megill and Billy Oxford, 6/28/19 vs HIC (4-0, W)
Threw a complete game:	Harol Gonzalez, 7/23/17 at KAN (3-1, W)
Threw a shutout:	Kudrna, McKeehan, Sears 5/4 vs MB (6-0, W)
Threw a nine-inning shutout:	Kudrna, McKeehan, Sears 5/4 vs MB (6-0, W)
Immaculate Inning:	Heribert Garcia, 6th inning, 5/14/21 at AUG
Four Strikeout Inning	John McMillon, 9th Inning, 4/26 vs AUG
Had double-digit strikeouts:	Frnak Mozzicato (13), 4/18 vs FAY (5-4, W)
Position Player Pitched:	Rubendy Jaquez, 5/15 vs CSC

MISCELLANEOUS

1-0 Final Score:	8/9/22, Loss at MB
Back-to-Back Shutout wins:	4/9-10/17, vs AUG/HIC, 6-0, 3-0
Back-to-Back Shutout losses:	6/4-6/5/22 (GM 1) at MB, 1-0, 4-0
Steal more than five bases in a game:	5, Maikel Garcia 7/2 at AUG
Four Game Series Sweep:	8/4-8/7/19 at HAG
Four Game Series Sweep at Segra Park:	4/6-4/9/17 vs AUG
Four Game Sweep by Opponent:	7/26-7/29/19 vs HAG
Recorded triple play:..	(Savannah) 8th inning at ASH 8/28/12 (4-6-3, Brandon Brown-Yucarybert De La Cruz-Cole Frenzel)
Ejected Player:	Junior Calderon 5/4 vs MB
Ejected Staff:	Hitting Coach Ari Adut, 5/4 vs MB

THE KANSAS CITY ROYAL FAMILY

TODAY'S GAME

	<p>Kansas City Royals (MLB) <i>WHERE THEY STAND:</i> (17-39), 4th Place, AL Central (11.5 GB) <i>LAST NIGHT'S RECAP:</i> L, 2-1 at Cardinals</p>	<p>OFF DAY</p>
	<p>Omaha Storm Chasers (Triple-A) <i>WHERE THEY STAND:</i> (22-28) 9th Place, N. Division (11.5 GB) <i>LAST NIGHT'S RECAP:</i> W, 7-6 vs Memphis Red Birds</p>	<p>8:05 PM vs Memphis Red Birds</p>
	<p>Northwest Arkansas Naturals (Double-A) <i>WHERE THEY STAND:</i> (18-28) 4th Place, Western Division (7.0 GB) <i>LAST NIGHT'S RECAP:</i> L, 5-1 vs Corpus Christi Hooks</p>	<p>8:05 PM vs Corpus Christi Hooks</p>
	<p>Quad Cities River Bandits (A-Advanced) <i>WHERE THEY STAND:</i> (24-22), 5th Place, North Division (4.5 GB) <i>LAST NIGHT'S RECAP:</i> L, 5-4 at Lake County Captains</p>	<p>7:05 PM at Lake County Captains</p>

ROYALS ORGANIZATIONAL LEADERS

Team Batting:

AVG:	HR:	RBI:
R:	H:	SB:

Team Pitching:

ERA:	K:	IP:
SHO:	W-L:	Saves:

Individual Batting:

AVG:	HR:	RBI:
R:	H:	SB:

Individual Pitching:

ERA:	K:	IP:
SHO:	W-L:	Saves:

GAME LOGS

Date	Opp.	W/L	Score	Winning Pitcher	Losing Pitcher	Save	Rec	Pos	GB	Attn.	Time
4/6	AUG	L	9-8	Joseph (1-0)	Martinez (0-1)	N/A	0-1	5th	1.0	5,225	3:09
4/7	AUG	PPD: Inclement Weather									
4/8	AUG	PPD: Inclement Weather									
4/11	@ CSC	L	5-3	Harney (1-0)	Kudrna (0-1)	Wyatt (1)	0-2	6th	1.5	5,898	2:12 (:32)
4/12	@ CSC	W	7-0	McKeehan (1-0)	Hartman (0-1)	N/A	1-2	4th	1.5	3,445	2:13
4/13	@ CSC	PPD: Inclement Weather									
4/14	@ CSC	W	4-1	Sandlin (1-0)	Martin (0-1)	Herrera (1)	2-2	2nd	2.0	5,118	2:39
4/15 G1	@ CSC	L	3-0	Sansone (1-0)	Martinez (0-1)	Halemanu (1)	2-3	-	-	-	1:27
4/15 G2	@ CSC	W	2-1	Scott (1-0)	Wyatt (0-1)	McMillon (1)	3-3	3rd	2.5	5,948	1:47
4/16	@ CSC	L	9-2	Cook (1-0)	Kudrna (0-2)	N/A	3-4	5th	2.5	3,372	2:11
4/18	FAY	W	5-4 (F/10)	McMillon (1-0)	Matthews (1-2)	N/A	4-4	4th	1.5	3,012	2:42
4/19	FAY	L	7-3	Taylor (1-0)	Panzini (0-1)	N/A	4-5	5th	2.5	1,815	2:40
4/20	FAY	W	4-3	Zobac (1-0)	Santa (0-1)	McMillon (2)	5-5	4th	1.5	2,544	2:20
4/21	FAY	W	7-0	Herrera (1-0)	Swanson (1-1)	N/A	6-5	3rd	1.5	4,957	2:19
4/22	FAY	W	6-5 (F/11)	McKeehan (2-0)	Foggo (0-2)	N/A	7-5	2nd	1.5	6,073	3:20
4/23	FAY	L	3-2	Guilfoil (1-0)	Martinez (0-3)	N/A	7-6	3rd	2.5	4,101	2:16
4/25	@ AUG	W	3-1	Panzini (1-1)	Shoemaker (0-1)	McKeehan (1)	8-6	2nd	2.5	5,763	2:03
4/26	@ AUG	W	3-2	Sandlin (2-0)	Lara (1-2)	McMillon (3)	9-6	2nd	1.5	3,161	2:33
4/27	@ AUG	L	3-0 (F/5)	Joseph (2-1)	Veliz (0-1)	N/A	9-7	3rd	1.5	3,599	1:53 (:45)
4/28 G1	@ AUG	W	5-1	Kudrna (1-2)	Murphy (0-1)	N/A	10-7	3rd	-	-	1:56
4/28 G2	@ AUG	L	5-4 (F/8)	Harper (2-0)	McKeehan (2-1)	N/A	10-8	3rd	1.5	5,032	2:16
4/29	@ AUG	W	5-3 (F/8)	Sears (1-0)	Bautista (1-1)	N/A	11-8	2nd	0.5	5,101	2:46 (:33)
4/30 G1	@ AUG	W	13-4	Herrera (2-0)	Fuentes (0-2)	N/A	12-8	-	-	-	2:15
4/30 G2	@ AUG	W	9-3	Anglin (1-0)	Johnson (1-1)	N/A	13-8	1st	-	4,369	2:10
5/2	MB	W	12-0	Sandlin (3-0)	Arias (0-2)	N/A	14-8	1st	-	2,392	2:33
5/3	MB	W	10-8	Martinez (1-3)	Cabrera (0-2)	N/A	15-8	1st	-	2,101	2:45
5/4	MB	W	6-0	Kudrna (2-2)	Kipp (0-3)	N/A	16-8	1st	-	4,061	2:14
5/5	MB	L	4-2	Valdez (2-0)	Mozzicato (0-1)	N/A	16-9	1st	-	5,015	2:30
5/6	MB	W	3-2 (F/11)	Oquendo (3-0)	Olivarez (0-1)	N/A	16-10	1st	-	7,026	2:35
5/7	MB	W	8-6	Valerio (1-0)	Rodriguez (1-1)	McMillon (4)	17-10	1st	-	3,225	2:41
5/9	@ SAL	L	6-5	Johnson (2-2)	Olivarez (0-2)	N/A	17-11	1st	-	1,041	2:45
5/10	@ SAL	W	3-2	Martinez (2-3)	Bell (1-1)	McKeehan (2)	18-11	1st	-	1,353	2:32
5/11	@ SAL	L	4-1	Ramirez (1-1)	Mozzicato (0-2)	Cepeda (1)	18-12	1st	-	2,115	2:16
5/12	@ SAL	L	7-1	De La Rosa (2-2)	Panzini (1-2)	N/A	18-13	1st	-	3,632	2:30
5/13	@ SAL	W	10-8	Sears (2-0)	Cepeda (1-1)	McKeehan (3)	19-13	1st	-	3,412	3:00
5/14	@ SAL	L	9-8	Valerio (1-1)	Brand (1-0)	N/A	19-14	1st	-	1,986	2:48
5/16	@ FBG	W	6-4	Martinez (3-3)	Ciuffetelli (0-2)	McKeehan (4)	20-14	1st	-	3,507	2:44
5/17	@ FBG	W	3-1	Kudrna (3-2)	Bennett (1-3)	Sears (1)	21-14	1st	-	4,703	2:29
5/18	@ FBG	W	6-0	Mozzicato (1-2)	Susana (0-3)	N/A	22-14	1st	-	3,518	2:25
5/19	@ FBG	L	2-1	Atencio (1-4)	Panzini (1-3)	Yankosky (3)	22-15	1st	-	4,740	2:18
5/20	@ FBG	W	6-1	McKeehan (3-1)	Sanchez (1-2)	Sears (2)	23-15	1st	-	4,024	2:32
5/21	@ FBG	L	9-1	Denaburg (1-2)	Veliz (0-2)	N/A	23-16	1st	-	4,024	2:04
5/23	CSC	W	4-1	Martinez (4-3)	Severino (1-2)	Sears (3)	24-16	1st	-	2,690	1:59
5/24	CSC	W	2-1	Kudrna (4-2)	Ayala (0-2)	McKeehan (5)	25-16	1st	-	3,712	2:19
5/25	CSC	W	3-2 (F/10)	Herrera (3-0)	Sommers (1-3)	N/A	26-16	1st	-	3,605	2:18
5/26	CSC	W	5-4	Martinez (5-3)	Cuevas (1-4)	Sears (4)	27-16	1st	-	5,225	2:30
5/28 G1	CSC	L	3-0	Curet (2-1)	Sandlin (3-1)	Christianson(1)	27-17	1st	-	-	1:40
5/28 G2	CSC	W	2-1	McKeehan (4-1)	Severino (1-3)	N/A	28-17	1st	-	3,015	1:43
5/30	@ DE	L	3-0	Corniell (3-1)	Martinez (5-4)	Maclean (1)	28-18	1st	-	1,115	1:56
5/31	@ DE	7:00 pm									
6/1	@ DE	7:00 pm									
6/2	@ DE	7:00 pm									
6/3	@ DE	5:00 pm									
6/4	@ DE	1:00 pm									
6/6	SAL	7:05 pm									
6/7	SAL	12:05 pm									
6/8	SAL	7:05 pm									
6/9	SAL	7:05 pm									
6/10	SAL	6:05 pm									
6/11	SAL	5:05 pm									
6/13	@ FAY	7:05 pm									
6/14	@ FAY	7:05 pm									
6/15	@ FAY	7:05 pm									
6/16	@ FAY	7:05 pm									
6/17	@ FAY	5:05 pm									
6/18	@ FAY	2:05 pm									
6/20	FBG	7:05 pm									
6/21	FBG	7:05 pm									
6/22	FBG	7:05 pm									
6/23	FBG	7:05 pm									
6/24	FBG	6:05 pm									
6/25	FBG	5:05 pm									
6/28	AUG	7:05 pm									
6/29	AUG	7:05 pm									
6/30	AUG	7:05 pm									
7/1	AUG	6:05 pm									
7/2	AUG	5:05 pm									
7/3	AUG	6:05 pm									
7/4	@ CSC	6:35 pm									
7/5	@ CSC	7:05 pm									
7/6	@ CSC	7:05 pm									
7/7	@ CSC	7:05 pm									
7/8	@ CSC	6:05 pm									
7/9	@ CSC	5:05 pm									

GAME LOGS

Date	Opp.	W/L	Score	Winning Pitcher	Losing Pitcher	Save	Rec	Pos	GB	Attn.	Time
ALL STAR BREAK (7/10-7/13)											
7/14	KAN		7:05 pm								
7/15	KAN		6:05 pm								
7/16	KAN		5:05 pm								
7/18	@ MB		7:05 pm								
7/19	@ MB		7:05 pm								
7/20	@ MB		7:05 pm								
7/21	@ MB		7:05 pm								
7/22	@ MB		6:35 pm								
7/23	@ MB		6:35 pm								
7/25	CAR		7:05 pm								
7/26	CAR		7:05 pm								
7/27	CAR		7:05 pm								
7/28	CAR		7:05 pm								
7/29	CAR		6:05 pm								
7/30	CAR		5:05 pm								
8/1	@ AUG		7:05 pm								
8/2	@ AUG		7:05 pm								
8/3	@ AUG		7:05 pm								
8/4	@ AUG		7:05 pm								
8/5	@ AUG		6:05 pm								
8/6	@ AUG		1:35 pm								
8/8	CSC		7:05 pm								
8/9	CSC		7:05 pm								
8/10	CSC		7:05 pm								
8/11	CSC		7:05 pm								
8/12	CSC		6:05 pm								
8/13	CSC		5:05 pm								
8/15	MB		7:05 pm								
8/16	MB		7:05 pm								
8/17	MB		7:05 pm								
8/18	MB		7:05 pm								
8/19	MB		6:05 pm								
8/20	MB		5:05 pm								
8/22	@ CAR		7:00 pm								
8/23	@ CAR		7:00 pm								
8/24	@ CAR		7:00 pm								
8/25	@ CAR		7:00 pm								
8/26	@ CAR		5:00 pm								
8/27	@ CAR		1:00 pm								
8/29	DEL		7:05 pm								
8/30	DEL		7:05 pm								
8/31	DEL		7:05 pm								
9/1	DEL		7:05 pm								
9/2	DEL		6:05 pm								
9/3	DEL		5:05 pm								
9/5	@ MB		7:05 pm								
9/6	@ MB		7:05 pm								
9/7	@ MB		7:05 pm								
9/8	@ MB		7:05 pm								
9/9	@ MB		6:05 pm								
9/10	@ MB		6:05 pm								

END OF REGULAR SEASON