

OMAHA STORM CHASERS GAME NOTES

@ SCRANTON/WILKES-BARRE RAILRIDERS

LHP Drew Parrish (1-1, 4.50 ERA) vs. RHP Mitch Spence (2-2, 6.49 ERA)

Tuesday, May 9, 2023 | Game #32 | Road Game #14

5:05 p.m. CT | PNC Field | Moosic, Pennsylvania

Radio: stormchasers.mixlr.com | TV: Bally Live, MiLB.TV

12-19

14-19

Omaha Storm Chasers | 12356 Ballpark Way, Papillion, Nebraska 68046 | (402) 738-5100 | OmahaStormChasers.com | @OMASstormChasers

UPCOMING SCHEDULE & PROBABLE PITCHERS

UPCOMING GAMES

OPPONENT





TIME (CT)

PROBABLE PITCHERS

Wednesday, May 10	@ Scranton/WB	10:05 a.m. CT	RHP Mike Mayers (2-1, 6.90 ERA) vs. RHP Sean Boyle (1-2, 8.31 ERA)
Thursday, May 11	@ Scranton/WB	5:35 p.m. CT	RHP Jonathan Heasley (1-3, 9.00 ERA) vs. RHP Randy Vásquez (0-4, 5.97 ERA)
Friday, May 12	@ Scranton/WB	5:35 p.m. CT	LHP Daniel Lynch (MLB Rehab) vs. RHP Ryan Weber (3-3, 5.77 ERA)
Saturday, May 13	@ Scranton/WB	3:05 p.m. CT	LHP Austin Cox (1-0, 2.21 ERA) vs. LHP Tanner Tully (2-1, 3.70 ERA)

THE MATCHUP

(UNDERLINE = MiLB LEADER) (BOLD = TRIPLE-A LEADER) (ITALICS = TRIPLE-A WORST)

			
.253 (11TH) < AVG	.249 (16TH)	5.89 (18TH)	ERA > 4.80 (9TH)
170 (6TH) < R	153 (18TH)	1.62 (16TH)	WHIP < 1.49 (8TH)
264 (16TH)	H > 270 (12TH)	.287 (19TH)	AVG > .256 (9TH)
39 (10TH)	HR > 46 (3RD)	275.0 (13TH)	IP > 277.1 (8TH)
132 (17TH) < BB	128 (18TH)	313 (19TH)	H > 275 (10TH)
264 (6TH) < K	289 (13TH)	199 (18TH)	R > 174 (10TH)
56 (2ND) < SB	43 (6TH)	45 (17TH)	HR > 38 (10TH)
.343 (16TH) < OBP	.335 (19TH)	132 (4TH) < BB	138 (8TH)
.434 (9TH) < SLG	.432 (10TH)	258 (16TH)	K > 304 (5TH)
.777 (11TH) < OPS	.767 (14TH)	0 (15TH)	SHO - 0 (15TH)

ALL-TIME vs. RailRiders	10-8 (.556)
ALL-TIME at Omaha (Since 2021)	3-3 (.500)
ALL-TIME at Scranton/WB (Since 2021)	0-0 (.000)

2023 vs. RailRiders	0-0 (.000)
2023 at Werner Park	N/A
2023 at PNC Field	0-0 (.000)

DATE H/R	SCORE	WIN	LOSS	SAVE
5/9 R				
5/10 R				
5/11 R				
5/12 R				
5/13 R				
5/14 R				

Last season, the Scranton/Wilkes-Barre RailRiders came to Werner Park to play the Omaha Storm Chasers (August 22-28) for the first time since the Chasers moved to the International League in 2021. The two teams split the series 3-3, with the RailRiders winning the first three, but Omaha taking the last three, including a doubleheader sweep on Sunday, August 28.

Prior to last season, the teams met for 12 games in what was the Triple-A alliance (1988-1991) when the Omaha Royals played in the American Association and the Scranton/Wilkes-Barre Red Barons played in the International League.

Omaha played 5 of those 12 games at what was then known as Lackawanna County Stadium, winning 2 of 3 in 1989 and split two games August 7-8 1990. (h/t Adam Marco)

STORM CHASERS ON THE RISE

Omaha players that appear on a Top-30 Royals prospects ranking

PLAYER (POSITION)	MLB PIPELINE	BASEBALL AMERICA
Nick Loftin (INF/OF)	Royals No. 4	Royals No. 8
Drew Waters (OF, <i>MLB REHAB</i>)	Royals No. 6	Royals No. 3
Tyler Gentry (OF)	Royals No. 8	Royals No. 7
Samad Taylor (INF/OF)	Royals No. 21	Royals No. 24
Tucker Bradley (OF)	Royals No. 25	-
Jackson Kowar (RHP)	-	Royals No. 1

STORM CHASERS PRESS BOX



Game Notes compiled by Nicholas Badders

Credential Requests: nicholasb@omahastormchasers.com

Omaha Storm Chasers gameday information, as well as the 2023 Storm Chasers Media Guide can be found at milb.com/omaha/ballpark/media or by scanning the QR code to the right.



SUNDAY'S GAME

	1	2	3	4	5	6	7	8	9	R	H	E	LO
 Louisville	0	0	0	0	0	0	2	2	0	4	6	0	8
 Omaha	0	0	0	1	2	0	0	0	0	3	8	0	7

WIN: Zack Brown (1-2) | LOSS: Brooks Kriske (0-1) | SAVE: Alan Busenitz (3)

PAPILLION, NEB. - While the Omaha Storm Chasers jumped out to a 3-0 lead on homers from **Jackson Reetz** and **Franmil Reyes**, the Louisville Bats scored four runs between the seventh and eighth innings to take Sunday's series finale 4-3, also winning this week's series at Werner Park four games to two.

- Reetz opened the scoring in the bottom of the fourth with a solo homer, his third long ball of the season ... after **Samad Taylor** tripled in the fifth, Reyes brought him home with a two-run shot that put Omaha up 3-0 at the time.
- Those were the only runs the Storm Chasers could score in the game, as after the home run from Reyes, Louisville pitching retired 13 of 15 Omaha hitters, allowing just two to reach in the eighth inning.
- Daniel Lynch** started for Omaha, on Major League Rehab assignment, and pitched 3.1 scoreless innings, striking out three across 3.1 innings.
- Jonah Dipoto** followed Lynch and after balking on an inherited runner to second base and walking his first hitter, retired his next five for 1.2 scoreless frames.
- Behind Dipoto, **Dylan Coleman** pitched a scoreless sixth with three strikeouts but Louisville finally got into the board in the seventh, as **Brooks Kriske** surrendered a two-run homer to Bats third baseman **Elly De La Cruz** to make the score 3-2.
- Kriske allowed his first two batters of the eighth to reach base and was replaced by **Nick Wittgren**, who got the first two outs but gave up the lead on a two-run double with two outs, putting the loss on Kriske.
- While Wittgren threw a scoreless top of the ninth, Omaha could not get a runner on in the bottom of the ninth, falling 4-3 to Louisville and giving the Bats a series win.

NOTES AND NUGGETS

ROLLING IN THE DEEP

Despite just 3.1 innings from Daniel Lynch on Sunday, Omaha starting pitchers have combined to throw 140.1 innings this season, the 4th-most among International League teams, however the 6.54 ERA ranks as the worst in the 20-team league.

- Omaha starters have thrown at least 5.0 innings in 17 of 31 games this season, including 15 of the last 18 ... in that 18 game stretch since April 18, the staff's 91.2 innings throw by Chasers starters are the most of any Minor League club (next closest: Tri-City Dust Devils, 90.1 IP).
- The last 18 games have featured five quality starts, from **Mike Mayers** (4/18 and 5/5), **Jonathan Heasley** (4/19), **Austin Cox** (4/27) and **Drew Parrish** (4/28).
- While they're generally going deep into games, Omaha starters are receiving an average of 2.39 runs of support per start ... they're 8-5 when getting at least 3 runs of support and 4-14 when getting 2 or less, with 7 games of 0 run support for the starter.

HELLO, MY NAME IS

With his start Sunday, Daniel Lynch became the 38th player to suit up for Omaha this season.

- Today, **Drew Waters** will become the 39th player to appear in a game for the team this year ... when he makes his storm Chasers debut, **James McArthur** will be the 40th.
- Of the 38 players that have played for the Storm Chasers this season, 272 of them previous played for the team prior to this year (71%) ... Waters played 31 games for Omaha last year, while McArthur will make his Royals organization debut.
- With 21 roster moves over the last 8 days, 30 different players have played in games this week for the Chasers in the last six games.

CATCH ME IF YOU CAN

Omaha went 13-for-15 in stolen base attempts last week, including two steals in two attempts on Sunday.

- Omaha's 56 steals are second both in the International League and in Triple-A, only trailing 64 steals from the Worcester Red Sox ... they're tied 10th (with Hudson Valley) among all Minor League teams in steals.
- 17 steals for **Dairon Blanco** rank tied 2nd in the International League and among all Triple-A basestealers, while tied 4th among all Minor League players in steals, trailing the MiLB leader with 21, **Victor Scott II** of the Peoria Chiefs (Cardinals High-A ... 16 steals for **Samad Taylor** rank 4th in the league and Triple-A, tied 10th in MiLB).

BIG LEAGUE BUSINESS

Omaha has two Major League rehabbers with the club right now: starting pitcher **Daniel Lynch** and outfielder **Drew Waters**, both opened the 2023 MLB season on Kansas City's 15-Day Injured List.

- Lynch suffered a left shoulder strain (rotator cuff) and left his Cactus League start on March 23 @ San Diego ... has made two rehab starts already, one for Double-A Northwest Arkansas on Tuesday, May 2nd and most recently, on Sunday, May 7th for Omaha, as he threw 3.1 scoreless innings for the Chasers.
- Waters begins his rehab assignment today after suffered a *left oblique strain* before Spring Training games began in February ... he began playing games in Extended Spring Training on April 17 before joining the Chasers today.

AT A GLANCE

RECENT

Last 5 Games	2-3
Last 10 Games	4-6
Last 20 Games	6-14

HOME/AWAY

Home Games	5-13
Away Games	7-6

TIME OF DAY

Night Games	6-11
Day Games	6-8

MONTH

March	1-0
April	9-15
May	2-4
June	
July	
August	
September	

OPPONENT

vs. Columbus	
vs. Gwinnett	1-5
vs. Indianapolis	3-0
vs. Iowa	2-2
vs. Louisville	2-4
vs. Memphis	
vs. Nashville	2-4
vs. Rochester	
vs. Scranton/WB	
vs. St. Paul	
vs. Toledo	2-4

DAY OF THE WEEK

on Monday	
on Tuesday	0-5
on Wednesday	1-4
on Thursday	1-4
on Friday	4-2
on Saturday	3-2
on Sunday	3-2

LAST WEEK'S HOMESTAND

Record	2-4
Batting Average	(.256)
Runs/Per Game	38/6.3
Home Runs	6
ERA	6.83 (41 ER / 54.0 IP)
Strikeouts (K/9)	53 (8.8)
Saves/Opportunities ...	2/3

QUICK FACTS

Founded.....	2011 (1969-2010: Omaha Royals)
Colors.....	Royal Blue, Twister Gold, Blackout Black
League.....	International League (Since 2021)
Ownership.....	Alliance Baseball Omaha LLC
General Manager.....	Laurie Schlender (4th Year)
Home Ballpark (Capacity).....	Werner Park (9,023, 6,254 fixed seats)
Dimensions.....	LF- 310 CF- 402 RF- 315

ROSTER BREAKDOWN

Age 22.....0	Native of Cuba.....1
Age 23.....0	Native of Dominican Republic.....0
Age 24.....4	Native of United States.....28
Age 25.....3	Native of Venezuela.....1
Age 26.....12	Acquired by Royals via Free Agency.....9
Age 27.....5	(International).....1 (Minor League).....5 (Undrafted).....3
Age 28.....1	Acquired by Royals via Trade.....7
Age 29.....1	Acquired by Royals via Waivers.....1
Age 30.....2	Acquired by Royals via First Year Player Draft.....13
Age 31.....2	(High School).....0 (Rounds 1-5).....5 (2015-17 Drafts).....2
Age 32.....0	(2nd Year/College).....1 (Rounds 6-10).....4 (2018 Draft).....5
Average Age.....26 Years 207 Days	(3rd Year/College).....8 (Rounds 11-20).....2 (2019 Draft).....4
Median Age.....26	(4th+ Year/College).....4 (Rounds 21-40).....2 (2020 Draft).....2

PRO-NUN-SEE-AY-SHUNS

PLAYERS

0 SAMAD TAYLOR.....	(suh-mod)
2 RYAN GOINS.....	(GO-ins)
6 CLAY DUNGAN.....	(duhn-ginn)
16 DAIRON BLANCO.....	(DYE-rone)
17 ANGELO CASTELLANO.....	(kass-tay-AH-noh)
21 MIKE MAYERS.....	(MY-ers)
36 DANIEL MENGDEN.....	(MING-den)
37 JACKSON KOWAR.....	(coh-wahr)
41 ANDRÉS NÚÑEZ.....	(ahn-drez NOON-yez)
44 RYAN WEISS.....	(wyss)
50 MAX CASTILLO.....	(ca-STEE-yo)
55 JONAH DIPOTO.....	(dih-POH-to)
58 BROOKS KRISKE.....	(KRIS-kee)
62 NICK WITTGREN.....	(wit-grinn)

COACHES














23 MIKE JIRSCHLE.....	(jursh-LEE)
33 DAVID NOWORYTA.....	(Nova-REE-tah)
52 BIJAN RADEMACHER.....	(bee-ZHON RAH-de-moch-err)

UNIFORM RECORDS

STANDARD UNIFORMS

 Blue Vortex Home: 2-7 Road: 0-0	 Blue O-Bolt Home: 0-1 Road: 7-6	 Powder SC Home: 2-4 Road: 0-0	 Powder O Home: 1-0 Road: 0-0
 Home White Home: 1-7 Road: 0-0	 Road Grey Home: 0-0 Road: 3-4	 Blue O-Bolt Home: 0-1 Road: 4-2	 Powder Blue Home: 2-4 Road: 0-0
 Black O-Bolt Home: 1-0 Road: 0-0	 Community Home: 0-1 Road: 0-0	 Star Wars Home: 1-0 Road: 0-0	

SPECIALTY/THEME NIGHTS

 Black O-Bolt Home: 0-1 Road: 0-0	 Patriotic Home: 0-0 Road: 0-0	 Runzas Home: 0-0 Road: 0-0	 Cattlemen Home: 0-0 Road: 0-0	 Rockets Home: 0-0 Road: 0-0	 Marvel Home: 0-0 Road: 0-0	 Throwback Home: 0-0 Road: 0-0
 Community Home: 0-1 Road: 0-0	 Star Wars Home: 1-0 Road: 0-0	 Patriotic Home: 0-0 Road: 0-0	 Runzas Home: 0-0 Road: 0-0	 Cattlemen Home: 0-0 Road: 0-0	 Rockets Home: 0-0 Road: 0-0	 Marvel Home: 0-0 Road: 0-0
 Throwback Home: 0-0 Road: 0-0	 Corn Home: 0-0 Road: 0-0					

RECENT TRANSACTIONS

2023 BREAKING ROSTER

Pitchers (15): RHP Max Castillo, LHP Austin Cox, RHP Jonathan Heasley, RHP Jackson Kowar, RHP Brooks Kriske, LHP Marcelo Martinez, RHP Mike Mayers, RHP Andrés Núñez, LHP Drew Parrish, LHP Evan Sisk, RHP Collin Snider, RHP Josh Staumont, LHP Josh Taylor, RHP Ryan Weiss, RHP Nick Wittgren

Catchers (3): Freddy Fermin, Logan Porter, Jakson Reetz

Infielders (6): CJ Alexander, Angelo Castellano, Maikel Garcia, Nick Loftin, Nick Pratto, Samad Taylor

Outfielders (3): Dairon Blanco, Tucker Bradley, Brewer Hicklen


- 3/31 Kansas City Royals announce Breaking Roster
- 4/5 1B **Nick Pratto** recalled by KANSAS CITY from Omaha
- 4/6 1B **Nick Pratto** optioned to Omaha
- 4/12 LHP **Josh Dye** activated from the Development List
- 4/14 RHP **Josh Staumont** recalled by KANSAS CITY from Omaha
- RHP **Dylan Coleman** optioned to Omaha
- 4/16 LHP **Josh Taylor** recalled by KANSAS CITY from Omaha
- 4/21 C **Freddy Fermin** recalled by KANSAS CITY from Omaha
- 4/25 OF **Brewer Hicklen** activated from the 7-Day Injured List
- RHP **Zach Willeman** released
- 4/27 OF **Nate Eaton** optioned to Omaha
- 4/28 1B **Nick Pratto** recalled by KANSAS CITY from Omaha
- 4/29 C **Freddy Fermin** optioned to Omaha (AAA)
- 5/2 INF **Maikel Garcia** recalled by KANSAS CITY from Omaha
- C **Freddy Fermin** recalled by KANSAS CITY from Omaha
- LHP **Josh Dye** released
- 5/3 RHP **Jonah Dipoto** transferred to Omaha from NW Arkansas (AA)
- LHP **Walter Pennington** transferred to Omaha from NW Arkansas (AA)
- LHP **Austin Cox** selected by Kansas City from Omaha
- RHP **Jose Cuas** optioned to Omaha

- 5/4 LHP **Marcelo Martinez** played on the Development List
- OF **Franmil Reyes** optioned to Omaha
- INF **Clay Dungan** activated from the 7-Day Injured List
- LHP **Austin Cox** optioned to Omaha
- 5/5 RHP **Jonathan Heasley** recalled by KANSAS CITY from Omaha
- OF **Nate Eaton** recalled by KANSAS CITY from Omaha
- 5/6 RHP **Daniel Mengden** activated from the Development List
- 5/7 LHP **Daniel Lynch**'s rehab assignment transferred to Omaha
- RHP **Jonathan Heasley** optioned to Omaha
- RHP **Max Castillo** recalled by KANSAS CITY from Omaha
- 5/8 RHP **Jose Cuas** recalled by KANSAS CITY from Omaha
- RHP **James McArthur** optioned to Omaha
- OF **Franmil Reyes** designated for assignment.
- 5/9 OF **Drew Waters** sent on a rehab assignment to Omaha



MANAGER: MIKE JIRSCHLE • #23

- Mike Jirschele returns for his 15th season as Omaha's manager, his 18th season managing in Minor League Baseball and 32nd season overall with the Royals organization, named to the position of Storm Chasers manager on January 13, 2023, after previously managing Triple-A Omaha from 1995-97 and 2003-13.
- Jirschele served on the Kansas City Royals coaching staff as the Third Base Coach from 2014-19 and won the World Series in 2015. Jirschele most recently served as the bench coach under manager Chris Witheridge during the 2022 season with the Double-A Northwest Arkansas Naturals. He spent the 2021 season as Witheridge's bench coach for the High-A Central champion Quad Cities River Bandits and served as Special Assistant to the General Manager in 2020.
- In his second stint as Omaha's manager, over 11 years from 2003 to 2013, he led the team to four division titles, three consecutive trips to the Pacific Coast League Championship Series (2011-2013), two PCL titles (2011, 2013) and the team's first of two Triple-A National Championships in 2013.
- He earned the 2011 Mike Coolbaugh Award for *outstanding baseball work ethic, knowledge of the game and skill in mentoring young players on the field* and he is a four-time recipient of the Dick Howser Award (1992, 1994, 2005, 2011), recognizing outstanding work in player development within the Royals organization.
- Prior to his time with Omaha and Kansas City, he served as the Royals Minor League Infield Coordinator for four years, from 1998-2002, and he held managerial positions with Wilmington (1994), Rockford (1993) and the Gulf Coast Royals (1992).
- He appeared 999 games in the Minor Leagues across 13 years, between 1977 and 1990, including 22 games with the Omaha Royals between 1988 and 1989.



PITCHING COACH: DANE JOHNSON • #59

- Dane Johnson enters his fourth year in the Royals organization and as the Storm Chasers pitching coach, after joining Kansas City ahead of the 2020 season. 2023 marks his 24th season coaching overall.
- He previously spent one season in the Miami Marlins organization (2019) as a Pitching Consultant and 19 seasons with the Toronto Blue Jays as a Minor League Pitching Coach from 2000-03, Pitching Coordinator from 2004-14 and Major League Bullpen Coach from 2015-18.
- Prior to entering coaching, spent 15 years as a player, including over 280 games in the Minor Leagues and parts of three seasons in the Majors with the Chicago White Sox (1994), Blue Jays (1996) and Oakland Athletics (1997), also playing two seasons (1990-1991) in the Chinese Professional Baseball League.
- Johnson and his wife, Gina, reside in Palm Harbor, Florida. They have two children: a daughter, Madison (31), and son, Cobi (27).



HITTING COACH: BIJAN RADEMACHER • #52

- Bijan Rademacher (*bi-ZHON RAH-de-moch-err*) joins the Royals as the Omaha Storm Chasers Hitting Coach this year after spending the last two years with the Arizona Diamondbacks as their Minor League Hitting Coordinator (2021) and ACL Hitting Coach (2022).
- Prior to coaching, he spent eight years playing professionally (2012-2019), spanning seven seasons in the Chicago Cubs organization (2012-18) and slashed .280/.361/.402 over 702 career MiLB games, reaching as high as Triple-A. He also played one season in independent baseball (2019) with the New Britain Bees in the Atlantic League, in addition to an offseason in the Mexican Pacific Winter League.
- Over 243 career Triple-A games with the Iowa Cubs, he played 11 games at Werner Park and was a .378 hitter (14-for-37) with one homer and 5 runs batted in while playing in Omaha.
- Rademacher lives in Tempe, Arizona with his wife Melissa.



BENCH COACH: DAVID NOWORYTA • #33 (3RD BASE COACH)

- David Noworyta (*Nova-REE-tah*) enters his second year in the Royals organization and first as Omaha's Bench Coach, after making his coaching debut in 2022 as the Assistant Hitting Coach for the River Bandits Kansas City's High-A affiliate.
- Prior to coaching, he spent four years playing professionally (2018-21), including three minor league seasons in the Detroit Tigers organization (2018-20), and one with the Independent Pioneer League's Billings Mustangs in 2021. Before signing with Detroit in 2018, Noworyta graduated from the University of Hawaii with a bachelor's degree in communications and journalism, and played in parts of three seasons for their baseball team.
- Noworyta attended Holy Cross Academy (N.J.), where he played baseball and basketball, and was selected by the Royals in the 37th round of the 2014 MLB Draft. He resides in Hainesport, N.J. in the offseason.



CERTIFIED ATHLETIC TRAINER: JAMES STONE

- James Stone is entering his fifth season as the Certified Athletic Trainer for the Storm Chasers after serving the previous seven seasons with the Wilmington Blue Rocks (Royals High-A), including the 2015 season, in which he was named Carolina League Athletic Trainer of the Year.
- He joined the Kansas City organization in 2010 as the athletic trainer for the Class-A Burlington Bees. He came to the Royals after spending one season with the Central Valley Coyotes (Fresno, California) in Arena Football 2.
- Stone worked three seasons in the Florida Marlins organization, with stops in Jupiter (2008), Greensboro (2007) and Jamestown (2006), winning New York-Penn League Trainer of the Year honors in 2006.
- He was the Strength and Conditioning Coach for the Baltimore Orioles Class-A affiliate, the Delmarva Shorebirds, in 2005.
- Stone graduated with a bachelor's of science in kinesiology from Cal State-Northridge. He resides in Simi Valley, California with his dog, Ozzie.



STRENGTH & CONDITIONING COACH: YANNICK PLANTE

- Yannick Plante is entering his third season as the Strength & Conditioning Coach for the Storm Chasers, after being slated to serve in that role with Northwest Arkansas in 2020.
- He began with the Kansas City Organization in 2019 as the athletic trainer for the Burlington Royals (Advanced Rookie, Appalachian League). He was then a staff member of the Surprise Saguaros of the Arizona Fall League in the fall of 2019.
- Plante has a master's degree in kinesiology from the University of Calgary and a bachelor's degree in human kinetics with specialization in biophysics from the University of Ottawa. He currently lives in Ottawa, Ontario.



TONY MEDINA
MINOR LEAGUE/LATIN AMERICA
MEDICAL COORDINATOR



BEN NICHOLAS
PLAYER DEVELOPMENT TRAINEE



JEREMY OWENS
PLAYER DEVELOPMENT TRAINEE

Drew Parrish - Pitching - Stat Splits - 2023 - Regular Season

Split	Team	W	L	ERA	G	GS	CG	SHO	SV	IP	H	R	ER	HR	HB	BB	IBB	SO	WHIP	AVG	AB	WP	BK	GIDP	TBF	NP-S
Home Games	OMA	0	1	6.92	3	3	0	0	0	13.0	16	12	10	5	0	7	0	10	1.77	.314	51	0	0	2	59	240 - 149
Away Games	OMA	1	0	2.08	3	2	0	0	0	13.0	5	3	3	1	0	4	0	13	0.69	.119	42	0	0	2	47	200 - 123
Day Games	OMA	1	0	0.82	3	2	0	0	0	11.0	6	3	1	0	0	7	0	9	1.18	.167	36	0	0	2	44	184 - 107
Night Games	OMA	0	1	7.20	3	3	0	0	0	15.0	15	12	12	6	0	4	0	14	1.27	.263	57	0	0	2	62	256 - 165
On Grass	OMA	1	1	4.50	6	5	0	0	0	26.0	21	15	13	6	0	11	0	23	1.23	.226	93	0	0	4	106	440 - 272
April	OMA	1	0	1.71	5	4	0	0	0	21.0	11	6	4	1	0	10	0	20	1.00	.157	70	0	0	3	82	355 - 214
May	OMA	0	1	16.20	1	1	0	0	0	5.0	10	9	9	5	0	1	0	3	2.20	.435	23	0	0	1	24	85 - 58
On Thursdays	OMA	0	1	16.20	1	1	0	0	0	5.0	10	9	9	5	0	1	0	3	2.20	.435	23	0	0	1	24	85 - 58
On Fridays	OMA	0	0	2.70	2	2	0	0	0	10.0	5	3	3	1	0	3	0	11	0.80	.147	34	0	0	1	38	171 - 107
On Saturdays	OMA	1	0	0.82	3	2	0	0	0	11.0	6	3	1	0	0	7	0	9	1.18	.167	36	0	0	2	44	184 - 107
In games following a win	OMA	1	0	0.00	3	2	0	0	0	12.0	3	1	0	0	0	5	0	12	0.67	.079	38	0	0	2	43	185 - 110
In games following a loss	OMA	0	1	8.36	3	3	0	0	0	14.0	18	14	13	6	0	6	0	11	1.71	.327	55	0	0	2	63	255 - 162
Starter	OMA	0	1	5.09	5	5	0	0	0	23.0	21	15	13	6	0	10	0	21	1.35	.247	85	0	0	3	97	411 - 256
Reliever	OMA	1	0	0.00	1	0	0	0	0	3.0	0	0	0	0	0	1	0	2	0.33	.000	8	0	0	1	9	29 - 16

Drew Parrish - Opposing Hitting - Stat Splits - 2023 - Regular Season

Split	Team	AVG	G	AB	R	H	2B	3B	HR	RBI	BB	IBB	SO	SB	CS	OBP	SLG	OPS	HBP	SAC	SF	GIDP
vs Left	OMA	.156	6	32		5	1	0	1	1	2	0	6			.206	.281	.487	0	0	0	2
vs Right	OMA	.262	6	61		16	2	1	5	11	9	0	17			.347	.574	.921	0	0	2	2
Team is ahead	OMA	.279	5	43		12	3	0	2	5	6	0	9			.353	.488	.841	0	0	2	3
Team is behind	OMA	.263	2	19		5	0	0	4	6	2	0	4			.333	.895	1.228	0	0	0	0
Score is tied	OMA	.129	4	31		4	0	1	0	1	3	0	10			.206	.194	.400	0	0	0	1
Batting First	OMA	.154	6	13		2	1	0	1	1	1	0	2			.214	.462	.676	0	0	0	1
Batting Second	OMA	.286	6	14		4	0	0	0	0	0	0	1			.286	.286	.572	0	0	0	1
Batting Third	OMA	.417	6	12		5	2	1	1	2	1	0	2			.462	1.000	1.462	0	0	0	0
Batting Fourth	OMA	.364	6	11		4	0	0	2	4	1	0	3			.417	.909	1.326	0	0	0	0
Batting Fifth	OMA	.250	6	8		2	0	0	1	1	4	0	3			.500	.625	1.125	0	0	0	0
Batting Sixth	OMA	.125	6	8		1	0	0	1	4	1	0	2			.182	.500	.682	0	0	2	2
Batting Seventh	OMA	.000	6	10		0	0	0	0	0	0	0	3			.000	.000	.000	0	0	0	0
Batting Eighth	OMA	.000	6	9		0	0	0	0	0	1	0	3			.100	.000	.100	0	0	0	0
Batting Ninth	OMA	.375	6	8		3	0	0	0	0	2	0	4			.500	.375	.875	0	0	0	0
Leading Off	OMA	.348	6	23		8	1	0	2	2	4	0	7			.444	.652	1.096	0	0	0	0
First Inning	OMA	.364	5	22	6	8	2	1	3	6	1	0	5	1	0	.375	.955	1.330	0	0	1	0
Second Inning	OMA	.125	5	16	2	2	0	0	0	1	3	0	8	1	0	.250	.125	.375	0	0	1	1
Third Inning	OMA	.300	5	20	4	6	1	0	2	4	2	0	3	2	2	.364	.650	1.014	0	0	0	0
Fourth Inning	OMA	.176	5	17	1	3	0	0	0	0	0	0	4	0	0	.176	.176	.352	0	0	0	1
Fifth Inning	OMA	.154	5	13	2	2	0	0	1	1	3	0	2	0	0	.313	.385	.698	0	0	0	1
Sixth Inning	OMA	.000	2	5	0	0	0	0	0	0	2	0	1	0	0	.286	.000	.286	0	0	0	1
Bases Empty	OMA	.241	6	58		14	2	0	3	3	6	0	11			.313	.431	.744	0	0	0	0
Runner at 1st	OMA	.176	6	17		3	1	1	0	1	3	0	6			.300	.353	.653	0	0	0	3
Runner at 2nd	OMA	.400	2	5		2	0	0	2	4	0	0	3			.400	1.600	2.000	0	0	0	0
Runner at 3rd	OMA	.500	2	2		1	0	0	1	2	1	0	0			.667	2.000	2.667	0	0	0	0
Runners at 1st & 2nd	OMA	.167	3	6		1	0	0	0	0	0	0	1			.167	.167	.334	0	0	0	0
Runners at 1st & 3rd	OMA	.000	3	2		0	0	0	0	1	0	0	1			.000	.000	.000	0	0	1	0
Runners at 2nd & 3rd	OMA	.000	2	2		0	0	0	0	0	1	0	1			.333	.000	.333	0	0	0	0
Bases Loaded	OMA	.000	2	1		0	0	0	0	1	0	0	0			.000	.000	.000	0	0	1	1
Runners On	OMA	.200	6	35		7	1	1	3	9	5	0	12			.286	.543	.829	0	0	2	4
Scoring Position	OMA	.222	5	18		4	0	0	3	8	2	0	6			.273	.722	.995	0	0	2	1
No Outs	OMA	.333	6	36		12	2	0	2	3	5	0	11			.405	.556	.961	0	0	1	2
One Out	OMA	.273	6	33		9	1	1	4	9	6	0	5			.375	.727	1.102	0	0	1	2
Two Outs	OMA	.000	6	24		0	0	0	0	0	0	0	7			.000	.000	.000	0	0	0	0
Ahead in Count	OMA	.267	6	30		8	1	1	1	4	0	0	11			.258	.467	.725	0	0	1	1
Behind in Count	OMA	.179	6	28		5	0	0	4	6	11	0	5			.400	.607	1.007	0	0	1	1
0-0 Count	OMA	.308	6	13		4	0	0	0	0	0	0	0			.308	.308	.616	0	0	0	1
0-1 Count	OMA	.400	6	5		2	0	0	0	1	0	0	0			.333	.400	.733	0	0	1	0
0-2 Count	OMA	.167	6	6		1	0	0	1	2	0	0	3			.167	.667	.834	0	0	0	0
1-0 Count	OMA	.400	6	5		2	0	0	2	3	0	0	0			.400	1.600	2.000	0	0	0	1
1-1 Count	OMA	.250	6	8		2	2	0	0	0	0	0	0			.250	.500	.750	0	0	0	1
1-2 Count	OMA	.263	6	19		5	1	1	0	1	0	0	8			.263	.421	.684	0	0	0	1
2-0 Count	OMA	.000	6	3		0	0	0	0	0	0	0	0			.000	.000	.000	0	0	0	0
2-1 Count	OMA	.200	6	5		1	0	0	1	1	0	0	0			.200	.800	1.000	0	0	0	0
2-2 Count	OMA	.143	6	14		2	0	0	1	2	0	0	7			.143	.357	.500	0	0	0	0
3-0 Count	OMA	1.000	5	1		1	0	0	1	1	0	0	0			1.000	4.000	5.000	0	0	0	0
3-1 Count	OMA	.333	6	3		1	0	0	0	0	5	0	0			.750	.333	1.083	0	0	0	0
3-2 Count	OMA	.000	5	11		0	0	0	0	1	6	0	5			.333	.000	.333	0	0	1	0
Pitcher	OMA	.226	6	93		21	3	1	6	12	11	0	23			.302	.473	.775	0	0	2	4



#53 DREW PARRISH

LEFT-HANDED PITCHER

BORN: December 8, 1997 in Cape Canaveral, Florida (Age 25)

HOMETOWN: Rockledge, Florida

RESIDES: Tallahassee, Florida

HEIGHT/WEIGHT: 5'11" / 200 LBS

DRAFTED: 2019 MLB Draft – Round 8 (229TH Overall)

COLLEGE: Florida State University (Tallahassee, Florida)

HIGH SCHOOL: Rockledge High School (Rockledge, Florida)

SEASON WITH STORM CHASERS: 2nd Season

SCOUTING REPORT (SNK, CH, CB)

SINKER: Sits 87-91, averages 89.1 MPH & 2.061 RPM ... *Last outing:* 56% usage (48/85 pitches)

CHANGEUP: Sits 78-81, averages 79.8 MPH & 1,514 RPM ... Last outing: 33% usage (28/85 pitches)

CURVEBALL: Sits 70-74, averages 72.0 MPH & 2,330 RPM ... Last outing: 11% usage (9/85 pitches)

LAST OUTING: THURSDAY, MAY 4 vs. LOUISVILLE

Across five innings, set career highs/worst in hits (10), runs (9) and home runs (5) allowed ... surrendered 4 runs in the 1st on 4 straight hits with one out, including back-to-back homers ... after Omaha scored 4 in the 1st and 1 in the 2nd, allowed 4 more runs in the 3rd on a pair of two-run homers ... allowed 1 more run in the 5th on his 5th home run of the day ... Bats' 2B Matt McClain got 3/4 hits for the cycle off Parrish.

2023 SEASON

- 2nd-lowest BABIP in the organization (.196) among Royals minor league pitchers with at least 20.0 IP this season, 12th in MiLB.
- 4/7 **at Indianapolis:** Made his season debut in relief behind Austin Cox, threw 3.0 hitless and scoreless inning and earned the win.
- 4/8 **vs. Toledo:** Made first start of the season and allowed one unearned run in 3.0 innings, struck out five, threw 1-2-3 first inning.
- 4/14 **at Iowa:** Allowed 2 runs in the first inning, then retired 10 of his next 11 and was removed after allowing a leadoff single in the 5th.
- 4/22 **vs. Gwinnett:** Threw 1-2-3 first inning and allowed single runs in the 2nd and 4th innings
- 4/28 **at Nashville:** Threw his first quality start of the season, pitched 6.0 shutout innings and held the Sounds to one hit, a leadoff double in the 1st...retired his next 12, then walked batters to lead off the 5th and 6th innings, but neither got past 1st base.

CAREER NOTES

2022

- ✍️ Split the season between NW Arkansas (AA) and Omaha (AAA), making 27 appearances (25 starts) with a 7-11 record and 4.13 ERA (59 ER in 128.2 IP) ... opened the season in Double-A and named the Nationals pitcher of the Year by Kansas City.
- ✍️ Started Opening Day for the Nationals and made 10 starts, going 4-3 with a 2.13 ERA (13 ER in 55.0 IP), while striking out 48 and walking just 14 (3.43 K/BB) ... despite an early June promotion, ranked 2nd on the NWA staff with four quality starts.
- ✍️ Named the Texas League's Pitcher of the Month in May, starting five games with a 3-1 record and 0.59 ERA (2 ER in 30.2 IP), only allowing 15 hits and four walks ... struck out 29 opposing hitters and threw the most innings in the league, while among qualified Texas League pitchers, had the lowest ERA and WHIP (0.62), while holding opponents to a .144 average ... did not allow an 5-armed run over four starts (25.2 innings) from May 7 to May 26, the longest such stretch for a Nationals pitcher since 2018.
- ✍️ Earned back-to-back Texas League of the Week honors in May, throwing consecutive 7.0-inning scoreless starts on May 7 @ Springfield (STL) and May 13 vs. Wichita (MIN).
- ✍️ Despite throwing just 55.0 innings for the Nationals (9th among the team's pitchers), ended the year having throwing the most 1-2-3 innings, 28 times retiring the opposing team in order in an inning, over half of the innings he pitched for the Nationals.
- ✍️ After throwing 3.0 innings in his Opening Day Start on April 8 @ Springfield, threw nine straight starts of at least 5.0 innings, before earning a promotion to Triple-A Omaha on June 3, where he has pitched in 17 games with the Storm Chasers to end the season.
- ✍️ Made his Triple-A debut June 8 vs. Lehigh Valley (PHI), struck out seven over 4.2 innings but took the loss, the most strikeouts he had in a Triple-A game all season.
- ✍️ Took a no-hit bid into the 6th inning on August 6 vs. St. Paul (MIN), allowing just two walks and a hit batter over his first five innings against the Saints before surrendering a pair of solo homers in the sixth.
- ✍️ Fired three quality starts with the Storm Chasers, including back-to-back starts on August 12 @ Toledo (DET) and August 18 @ Louisville (CIN) with the outing in Toledo being his only scoreless start of the year at the Triple-A level.

2021

- ✦ Split the season between Quad Cities (A+) and NW Arkansas (AA), with a break in between to pitch for Team USA at the 2021 WBSC Olympic Baseball Qualifiers.
- ✦ Broke camp in High-A with the River Bandits and did not allow a run across 15.2 innings, pitching in four games (one start), while striking out 23 (41.1 K%) and walking just three (7.67 K/BB). ... Joined the Nationals on June 6 and remained at Double-A through the end of the season ... went 4-4 across 18 games (17 starts) with a 3.36 ERA (31 ER in 83.0 IP) and 95 strikeouts.
- ✦ Among qualified Minor League pitchers (min. 96.0 IP), ranked 14th in WHIP, 14th in opponents' average (.198) and 16th in ERA (.283).
- ✦ Combined between High-A and Double-A, ranked 2nd in innings pitched, ranked 4th among Royals Minor League pitchers, while 118 strikeouts ranked 5th ... among Royals farmhands with at least 70 innings pitched, he ranked 1st in ERA (.283) and WHIP (.099) and 2nd in opponents' average (.194) behind Quad Cities' Will Klein (.177).
- ✦ Named the Double-A Central Pitcher of the Month in August, pitching in five games (four starts), with a 2-0 record and 1.13 ERA (3 ER in 24.0 IP) ... struck out 27 with a 0.88 WHIP (13 H, 8 BB) and .163 opponents' batting average ... named the league's Pitcher of the Week after his start on August 27 against Springfield (STL), a 7-inning complete game shutout in the first game of a doubleheader at Arvest Ballpark ... allowed two hits with no walks while striking out seven in an 8-0 win over the Cardinals.
- ✦ Didn't allow a home run in 8-game (7 start) stretch from 7/28 to 9/7 ... 40.2 innings from 7/22 to 9/12 between homers allowed.
- ✦ Member of Team USA at the 2021 WBSC (World Baseball Softball Confederation) Olympic Baseball Qualifiers from May 30 to June 5 ... pitched in one game for the United States, helping the team qualify for the Tokyo Olympics by earning the win after pitching two scoreless innings out of the bullpen with two strikeouts on June 4 in a 10-1 victory over Canada.

2019

- Pitched in nine games (four starts) for the Burlington Royals (R), going 3-0 with a 2.52 ERA (7 ER in 25.0 IP), striking out 39 (14.04 K/9) while walking just four (9.75 K/BB) in his professional debut.
 - Did not appear in a postseason game with Burlington, who made it to the Appalachian League finals, but lost to the Johnson City Cardinals (STL) in a best-of-three series ... went back to Florida State to finish his degree in the fall semester.
- COLLEGE: FLORIDA STATE (2017-19)**
- Attended Florida State University, making two trips to the College World Series (2017, 2019) with the Seminoles.
 - **JUNIOR (2019):** Went 8-5 with 112 strikeouts in 81.2 innings (21.3 K/9) across 17 outings (16 starts) as the Noles Friday night starter throughout the season ... bookended the season with a pair of memorable performances: was part of a combined no-hitter on Opening Day against Maine (2/15), pitching five scoreless innings at the start in FSU's 10th no-no in school history ... ended his career with eight scoreless innings against No. 5 Arkansas in the opening game of the College World Series, FSU's first victory in the CWS opener since 1999.
 - **SOPHOMORE (2018):** Named All-ACC first team as a sophomore, had a 2.52 ERA, 128 strikeouts and held opponents to a .186 average ... pitched complete games in his final two appearances of the year, against NC State in the ACC Tournament (5/25) and Mississippi State in the NCAA Tournament (6/2).

CAREER PITCHING

SEASON TEAM		W	L	ERA	G	GS	CG	SHO	SV	SVO	IP	H	R	ER	HR	HB	BB	IBB	SO	WHIP	AVG	AB	WP	BK	GIDP	TBF	NP-S		
2019	Burlington (R)	3	0	2.52	9	4	0	0	0	0	25.0	19	7	7	4	0	4	0	39	0.92	.211	90	0	0	1	95	352-249		
2020		Did not Play (No Minor League Season)																											
2021	Quad Cities (A+)	1	0	0.00	4	1	0	0	1	1	15.2	5	0	0	0	0	3	0	23	0.51	.096	52	0	0	0	56	213-145		
	NW Arkansas (AA)	5	4	3.36	18	17	1	1	0	0	83.0	65	34	31	8	4	25	0	95	1.08	.215	302	5	0	6	336	1338-893		
2022	NW Arkansas (AA)	4	3	2.13	10	10	0	0	0	0	55.0	31	16	13	5	5	14	0	48	0.82	.160	194	4	0	1	215	863-568		
	Omaha (AAA)	3	8	5.62	17	15	0	0	0	0	73.2	69	54	46	15	3	44	0	51	1.53	.247	279	2	0	6	330	1372-841		
2023	Omaha (AAA)	1	1	4.50	6	5	0	0	0	0	26.0	21	15	13	4	6	11	0	23	1.23	.226	93	0	0	4	106	440-272		
MINOR LEAGUE TOTALS (4 Seasons)		17	16	3.56	64	52	1	1	1	1	278.1	210	126	110	38	12	101	0	279	1.12	.208	1010	11	0	18	1138	4578-2988		

SEASON / CAREER HIGHS

SEASON			CAREER	
4/28/2023 @ Nashville	6.0	INNINGS PITCHED	7.0 (4x)	Last: 5/13/2022 vs. Wichita
5/4/2023 vs. Louisville	10	HITS ALLOWED	10	5/4/2023 vs. Louisville
5/4/2023 vs. Louisville	9	RUNS ALLOWED	10	5/4/2023 vs. Louisville
5/4/2023 vs. Louisville	9	EARNED RUNS ALLOWED	9	5/4/2023 vs. Louisville
5/4/2023 vs. Louisville	5	HOME RUNS ALLOWED	5	5/4/2023 vs. Louisville
4/22/2023 vs. Gwinnett	4	WALKS ALLOWED	6	6/22/2022 vs. Columbus
4/14/2023 @ Iowa	6	STRIKEOUTS	9 (3x)	Last: 5/13/2022 vs. Wichita
5/4/2023 vs. Louisville	24	BATTERS FACED	25 (2x)	Last: 8/18/2022 @ Louisville
4/28/2023 @ Nashville	90	PITCHES THROWN	100 (2x)	Last: 7/8/2022 vs. Toledo
4/22/2023 to 5/4/2023	7.2 IP	SCORELESS STREAK	22.0 IP	8/18/2019 to 6/10/2021

2023 RUN SUPPORT (OMAHA STARTS ONLY)

RUNS SCORED	0	1	2	3	4	5	6	7	8	9	10+
GAMES			1	2			2				
PLAYER W-L			0-0	0-0			0-1				
Team W-L			0-1	1-1			1-1				

2023 GAME-BY-GAME

OMAHA STORM CHASERS, AAA[illegible]

* Indicates Relief Appearance

(Q) Indicates Quality Start

2023 BATTED BALL STATISTICS (AAA)

BABIP	GB/FB	LD%	GB%	FB%	IFFB%	HR/FB	Pull%	Cent%	Oppo%	SwStr%
.227	0.77	21.4%	34.3%	44.3%	16.1%	19.4%	37.5%	30.6%	31.9%	11.8%

VS. SCRANTON/WB IN 2023

W	L	ERA	G	GS	CG	SHO	GF	HLD	SV	SVO	IP	H	R	ER	HR	HB	BB	IBB	SO	WHIP	AVG
---	---	-----	---	----	----	-----	----	-----	----	-----	----	---	---	----	----	----	----	-----	----	------	-----

VS. SCRANTON/WB HITTERS IN 2023

[illegible]

PLAYER

57 DYLAN COLEMAN

RHP • R/R • 6'5" • 235 lbs • 9/16/1996 (26)
Traded from San Diego — 11/5/2020
Born: Potosi, Missouri • Resides: Mineral Point, Missouri

31 AUSTIN COX

LHP • L/L • 6'4" • 235 lbs • 3/28/1997 (26)
2018 MLB Draft — Round 5 (Mercer)
Born: Macon, Georgia • Resides: Kansas City, Missouri

55 JONAH DIPOTO

RHP • R/R • 6'1" • 225 lbs • 9/3/1996 (26)
2019 MLB Draft — Round 35 (UC San Diego)
Born: Queens, N.Y. • Resides: San Diego, Calif.

60 JONATHAN HEASLEY

RHP • R/R • 6'3" • 235 lbs • 12/27/1997 (26)
2018 MLB Draft — Round 13 (Oklahoma State)
Born: Plano, Texas • Resides: Dallas, Texas

37 JACKSON KOWAR

RHP • R/R • 6'5" • 215 lbs • 10/4/1996 (26)
2018 MLB Draft — Round 13/3rd Overall (Florida)
Born: Weddington, N.C. • Resides: Charlotte, N.C.

58 BROOKS KRISKE

RHP • R/R • 6'3" • 210 lbs • 3/23/1994 (29)
Signed 12/14/2022 as a Minor League Free Agent
Born/Resides: Scottsdale, Arizona

21 MIKE MAYERS

RHP • R/R • 6'2" • 220 lbs • 12/6/1991 (31)
Signed 12/22/2022 as a Minor League Free Agent
Born: Grove City, Ohio • Resides: Naples, Florida

48 JAMES McARTHUR

RHP • R/R • 6'7" • 230 lbs • 12/11/1996 (26)
Traded from Philadelphia — 5/8/2023
Born/Resides: New Braunfels, Texas

36 DANIEL MENGENDEN

RHP • R/R • 6'1" • 215 lbs • 2/19/1993 (30)
Signed 3/29/2023 as a Minor League Free Agent
Born/Resides: Houston, Texas

41 ANDRÉS NUÑEZ

RHP • R/R • 6'4" • 265 lbs • 9/20/1995 (27)
2018 MLB Draft — Round 29 (Florida International)
Born/Resides: Southwest Ranches, Florida

53 DREW PARRISH

LHP • L/L • 5'11" • 1195 lbs • 2/8/1997 (25)
2019 MLB Draft — Round 8 (Florida State)
Born: Cape Canaveral, Fla. • Resides: Tallahassee, Fla.

40 WALTER PENNINGTON

LHP • L/L • 6'2" • 205 lbs • 4/14/1998 (25)
Signed 8/19/2020 as an Undrafted Free Agent (Coca-Cola School of Mines)
Born: Englewood, Colo. • Resides: Broomfield, Colo.

47 EVAN SISK

LHP • L/L • 6'2" • 195 lbs • 4/23/1997 (26)
Traded from Minnesota — 1/24/2023
Born: Pineville, N.C. • Resides: Chester, S.C.

43 COLLIN SNIDER

RHP • R/R • 6'4" • 205 • 10/10/1995 (27)
2017 MLB Draft — Round 12 (Vanderbilt)
Born/Resides: Murfreesboro, Tennessee

44 RYAN WEISS

RHP • R/R • 6'4" • 220 • 12/10/1996 (26)
Claimed off Waivers from Arizona — 7/1/2022
Born: South Elgin, Ill. • Resides: Raleigh, N.C.

62 NICK WITTGREN

RHP • R/R • 6'2" • 210 • 5/29/1991 (31)
Signed 12/23/2022 as a Minor League Free Agent
Born: Torrance, California • Resides: Jupiter, Florida

QUICK NOTES

- 2023: Made his second consecutive Opening Day Roster with the Royals, but allowed 10 ER in 5.0 IP (18.00 ERA) in 5 games with 7 H, 7 BB & 5 K ... optioned to Omaha on 4/14, appeared in his first game 5/2 vs. LOU.
2022: Spent nearly the entire season in Kansas City, pitching in 68 games for the Royals with a 5-2 record and 2.78 (21 ER in 68.0 IP) and 71 strikeouts ... 2nd-most appearances among rookie relievers ... 4th in ERA, and 9th in strikeouts ... did not allow a HR over the final 26.0 innings of the season ... pitched 1 game for Omaha on May 24.
2021: Opened the season in NW Arkansas (AA) and assigned to Omaha on 7/8 ... earned his first MLB call-up on 9/20 and pitched in 5 games for Kansas City with 7 K in 6.1 IP.

4SFB (91-96), SL, SW

CONSECUTIVE BATTERS RETIRED: 5 (5/7)

SCORELESS STREAK: 2.0 IP (5/3 to 5/7)

- 2023: As a non-roster invitee, appeared in 4 Cactus League games for the Royals and went 0-1 with a 2.08 ERA (1 ER in 4.1 IP) and 8 K ... 2 of 4 starts were scoreless (4/1 @ IND and 4/27 @ NAS) ... contract elected by Kansas City on 5/3, threw 2.0 scoreless innings in MLB debut vs. BAL 5/4, optioned 5/5.
2022: Spent the entire season with Omaha and made 29 appearances (24 starts) for the Storm Chasers, going 7-7 with his 1st career save ... maintained a 4.21 ERA (69 ER in 146.1 IP) with a career-high 105 strikeouts ... 47.1 IP ranked 1st among all Royals farmhands, while 24 starts ranked 4th, 7 W, ranked tied 4th and 10 K was 6th.
2021: Joined NW Arkansas (AA) at the end of May, made his 2021 debut 5/26 and remained with the Nationals through the end of the postseason, made 15 Double-A starts.

4SFB (89-92), CH, CB, SL

CONSECUTIVE BATTERS RETIRED: 4 (4/27)

SCORELESS STREAK: 9.2 IP (4/21 to 4/27)

- 2023: For the 2nd straight year, made his spring debut with a scoreless Cactus League inning against his dad's Seattle Mariners, on 2/26 ... opened the regular season with NW Arkansas (AA) and pitched 10.1 scoreless innings with 1 ER and 13 K across 7 relief outings ... assigned to Omaha (AAA) on 5/3, made his Triple-A debut 5/4, struck out 2 and allowed 2 unearned runs.
2022: Pitched a scoreless Cactus League inning with a strikeout on 3/29 against his dad's Seattle Mariners ... spent the entire season with NW Arkansas (AA) and led the Nationals with 42 games pitched ... 118.7 IP ranked second among Royals minor leaguers (min. 60.0 IP) ... 212 opponents' batting average and 28.1% K% ranked 3rd.
2021: Full name is *Jonathan Seaver Dipoto*, after Tom Seaver ... father Jerry Dipoto is currently the President of Baseball Operations for the Seattle Mariners, formerly their GM.

SNK (91-93), SL, CB

CONSECUTIVE BATTERS RETIRED: 5 (5/7)

SCORELESS STREAK: 2.0 IP (5/4 to 5/7)

- 2023: Appeared in 4 Cactus League games for the Royals (2 starts) and went 0-1 with a 17.36 ERA (18 ER in 9.1 IP) and 7 K ... 2 of 4 starts have been quality start, 4/7 vs. TOL and 4/19 vs. GWN.
2022: Split the season between KC and Omaha, making 21 starts over four stints with the Royals, plus nine starts with the Chasers ... 21 MLB starts ranked 4th among Major League relievers ... opened the year in Triple-A, made six starts before his first call-up to KC on 4/21 ... across all nine outings with Omaha, struck out 39 in 37.1 innings (10.5 K/9).
2021: Named Kansas City's Double-A Pitcher of the Year with NW Arkansas (AA) and spent much of the season with the Nationals before making his MLB debut with Kansas City on 9/17 and finishing the year with the Royals ... in 22 appearances (21 starts) with NWA, went 7-3 with a 3.33 ERA (39 ER in 105.1 IP) and 120 strikeouts (10.3 K/9).

4SFB (92-94), CB, CH, SNK, SL

CONSECUTIVE BATTERS RETIRED: 0

SCORELESS STREAK: 0.0 IP

- 2023: After a scoreless season debut on April 2 @ IND, allowed at least 3 runs in 3 straight outings (1 start) ... first 4 outings were 2.0 IP+, last 4 have been less than 2 innings ... earned his first professional save with 1.2 scoreless innings on 5/5 vs. LOU.
2022: Made his first Opening Day roster with Kansas City, but only pitched in 7 games over three stints with the Major League club, also making 20 starts with Omaha (AAA) across three stints ... allowed less than two earned runs in 8 of his 20 starts with Omaha, including three scoreless outings.
2021: Kansas City's Paul Spillitoff Minor League Pitcher of the Year, went to the top pitcher in the organization, also Omaha's Pitcher of the Year, the Triple-A East Pitcher of the Year and a Triple-A East postseason All-Star ... made 17 appearances (16 starts) and went 9-4 with a 3.46 ERA (31 ER in 80.2 IP) and a Triple-A best 115 strikeouts (12.8 K/9).

4SFB (95-97), SL, CH

CONSECUTIVE BATTERS RETIRED: 1 (5/5)

SCORELESS STREAK: 3.1 IP (4/30 to 5/5)

- 2023: As a non-roster invitee, appeared in 10 Cactus League games for the Royals and went 0-1 with a 3.48 ERA (4 ER in 10.1 IP) and 11 K to just 3 BB ... 7 appearances with Omaha have been scoreless, including his last 5.
2022: Signed with the Yokohama DeNA BayStars of Nippon Professional Baseball (NPB) on December 8, 2021 and pitched in 32 games, going 1-3 with two saves, a 3.25 ERA (13 ER in 36.0 IP) and 56 strikeouts (10.3 K/9) between Japan's Central League (equivalent to Major League Baseball) and Eastern League (Japan's Minor Leagues).
2020-2021: Pitched 16 games in the Major Leagues between New York (AL) and Baltimore, with a 2-1 record and 14.40 ERA (24 ER in 15.0 IP) and 19 strikeouts ... pitched a scoreless ninth inning to finish the game his Major League debut on July 29 @ Baltimore.

4SFB (93-95), SPL, SL

CONSECUTIVE BATTERS RETIRED: 0

SCORELESS STREAK: 0.0 IP

- 2023: As a non-roster invitee, appeared in 6 Cactus League games for the Royals (2 starts) and went 0-1 with a 5.02 ERA (8 ER in 14.1 IP) ... pitched his first quality start of the season 4/18 vs. GWN (6.0 IP, 1 ER).
2022: Spent much of the season in Triple-A, made six starts before his first call-up to KC on 4/21 ... appeared in 11 starts with Omaha, struck out 39 in 37.1 innings (10.5 K/9).
2021: Opened and finished the 40-man roster on 6/2 ... made eight starts for Salt Lake (AAA) before he returned to the Angels on 8/6, where he finished the season, 5/26 and for the second straight season, spent the entire year in the Major Leagues and pitched in a career-high 72 games for the Angels, tied for the 4th-most in the American League and 8th in MLB ... 88 of his career-high 90 strikeouts came in relief, and 7th among American League relievers.

4SFB (90-92), SL, CH, SNK, CB

CONSECUTIVE BATTERS RETIRED: 7 (5/6)

SCORELESS STREAK: 6.0 IP (5/6)

- 2023: Traded by the Phillies to the Royals on 5/8 in exchange for OF Junior Marin and cash ... made 5 appearances (4 starts) with Lehigh Valley (AAA) and went 0-2 with a 7.31 ERA (13 ER in 16.0 IP) with 15 strikeouts and 7 walks.
2022: Limited to 13 starts for Reading (AA) and went 2-6 with a 5.05 ERA ... placed on the IL on 6/22 with a right posterior elbow impingement, reinstated on 6/29, recalled by the Phillies and placed on the 60-day IL for the remainder of the season with a right elbow stress reaction.
2021: Selected to Philadelphia's 40-man roster in November, recorded a 4.25 ERA (37 ER in 78.1 IP) with 83 K in 20 games (15 starts) between Jersey Shore (A+) and Reading (AA).

SNK (92-94), CB, CH, CUT

CONSECUTIVE BATTERS RETIRED: 0

SCORELESS STREAK: 0.0 IP

- 2023: Re-signed with Kansas City as a Minor League Free Agent on March 29 ... opened the season on the Development List for Omaha, activated May 6 for his first appearance of the season and allowed 5 R on 7 in 3.0 IP.
2022: Signed with Kansas City as a minor league free agent on March 10, 2022 and appeared in 5 games (1 start) for the Royals, going 0-1 with 1 save and a 5.14 ERA (4 ER in 7.0 IP) ... began the season with Omaha and spent most of the year with the Chasers, appearing in 25 games with a 3.07 ERA and 20 strikeouts ... 5.20 ERA.
2021: Played overseas for the Kia Tigers of the Korean Baseball Organization ... Went 8-3 in 21 starts (21 starts with a 3.0 ERA (48 ER in 120.0 IP) and 104 K (20.7% of batters faced).

4SFB (91-94), CUT, CH, SL

CONSECUTIVE BATTERS RETIRED: 1 (5/6)

SCORELESS STREAK: 0.1 IP (5/6)

- 2023: As a non-roster invitee, appeared in 2 Cactus League games for the Royals and struck out 4 with a 16.20 ERA (3 ER in 1.2 IP) ... 8 of 12 appearances with Omaha have been scoreless.
2022: Spent the entire season with Omaha and was named Kansas City's Triple-A Pitcher of the Year with the Storm Chasers, going 5-4 with a team-high-tying 8 saves, a 3.61 ERA (25 ER in 62.1 IP) with 69 strikeouts to just 17 walks (4.06 K/BB) in a team-best 54 relief appearances ... threw the longest scoreless stretch in MLB, a stretch of 26.1 innings and 22 appearances from 5/19 to 7/26 in which he did not allow a run, holding opponents to a .183 average (17-for-93) with 34 strikeouts.
2021: Began the season with NW Arkansas (AAA), split the season between the Nationals and Omaha, combined for the 3rd-most appearances among KC minor leaguers (47).

SNK (90-92), SL, CH, CUT

CONSECUTIVE BATTERS RETIRED: 3 (5/6)

SCORELESS STREAK: 0.0 IP

- 2023: Appeared in 2 Cactus League games for the Royals and produced a 3.00 ERA (1 ER in 3.0 IP) and 1 K.
2022: Began the season with NW Arkansas (AA), made 10 starts before being assigned to Omaha on 6/3, where he finished the season, pitched in 17 games (15 starts) for Omaha and went 3-8 with a 5.52 ERA (46 ER in 74.2 IP) ... with the Nationals, was named the Texas League Pitcher of the Week back-to-back on 5/9 and 5/16, did not allow an earned run in 28.2 innings between 5/1 and 5/26 ... was the Texas League's May Pitcher of the Month right before getting called up to Triple-A.
2021: Split the season between Quad Cities (A+) and NW Arkansas (AAA), with a break in between to pitch for Team USA at the 2021 WBSC Olympic Baseball Qualifiers ... named an MLB.com Organization All-Star ... among qualified MLB pitchers (96.0 IP), ranked 14th in WHIP, 14th in opponents average (.198) and 16th in ERA (2.83).

SNK (87-91), CH, CB

CONSECUTIVE BATTERS RETIRED: 1 (5/4)

SCORELESS STREAK: 1.0 IP (5/4)

- 2023: Opened the season with NW Arkansas (AA) and pitched 9.2 scoreless innings with 11 strikeouts across 8 relief outings, allowed 4 H and 4 BB for a 0.83 WHIP and 129 BAA ... assigned to Omaha (AAA) on 5/3 and made his Triple-A debut 5/5 vs. LOU, struck out his first 2 batters in a 1-2-3 7th inning.
2022: Opened the season with Quad Cities (A+) and pitched 5.2 scoreless innings with nine strikeout outings ... assigned to NW Arkansas (AAA) on 4/21, where he ended the season ... earned decisions in 5 of his first 6 outings with Nationals (3 W, 1 L, 1 S) ... 1.03-33 NWA outings were scoreless, allowed 1 ER or less in 20 of 33 ... made first pro start 6/22 vs. SPR ... was on the Injured List from 8/18 to 9/1, threw scoreless 8th inning in first outing back 9/3.
2021: MISCL: Graduated from the Colorado School of Mines with a mechanical engineering degree, threw 224.2 innings, but also hit .288 with a 1.142 OPS as an outfielder.

SNK (91-93), SL, CH

CONSECUTIVE BATTERS RETIRED: 0

SCORELESS STREAK: 0.0 IP

- 2023: Appeared in 6 Cactus League games for the Royals in his first MLB Spring Training and went 1-0 with a 4.50 ERA (3 ER in 6.0 IP) and 3 K ... has not allowed an earned run in 9 of his team-best 14 appearances ... threw 2.0 perfect innings 5/6 vs. LOU.
2022: Split his first full season in the Twins organization between Wichita (AA) and St. Paul (AAA), earned Minnesota's MLB.com Organization All-Star honors as a relief pitcher ... posted a 1.57 ERA (11 ER in 63.0 IP) with 76 strikeouts against 29 walks (10.36 K/9) and 2.62 K/BB) across 50 games between the two levels, the best ERA in 2022 among all MLB relievers that made 50+ appearances and threw a minimum of 60.0 IP.
2021: Began the season in the Cardinals organization by Minnesota via trade on July 30 ... split the year between Peoria (A+), Springfield (AA) and Wichita (AAA), combining to pitch in 39 games with a 3-1 record and 3.91 ERA (23 ER in 53.0 IP), striking out 69 with 35 walks ... originally drafted by St. Louis in the 16th Round in 2018.

SNK (89-92), CH, SL

CONSECUTIVE BATTERS RETIRED: 8 (5/4 to 5/6)

SCORELESS STREAK: 3.0 IP (5/4 to 5/6)

- 2023: Appeared in 7 Cactus League games for the Royals and went 1-0 with a 3.52 ERA (3 ER in 7.2 IP) and 10 K to just 1 BB ... 4 of 10 appearances have been scoreless, has allowed runs in 6 of his last 7 outings, including 4 straight.
2022: Made the Opening Day Roster and his MLB debut with Kansas City ... in his first season in the big leagues, started and ended the season with Kansas City ... pitched in 42 games across five stints with the Royals, going 4-2 with a 6.55 ERA (25 ER in 34.1 IP) ... began his career with 5.1 scoreless innings over 6 games, and pitched in 27 of KC's first 36 games during his first stint from Opening Day through 6/9 ... also appeared in 20 games with Omaha (AAA) with a 5.40 ERA (13 ER in 21.2 IP) and 12 scoreless outings.
2021: Split the season between Amarillo (AA) and Reno (AAA) ... appearing in 34 games (8 starts), combined to go 6-3 with one save, and a 4.60 ERA (40 ER in 78.1 IP), along with 88 strikeouts ... back-to-back Double-A Central Pitcher of the Week to open the season, with a career-best 17.2-inning scoreless streak from May 6 to 23.

SNK (94-95), SL

CONSECUTIVE BATTERS RETIRED: 0

SCORELESS STREAK: 0.0 IP

- 2023: As a non-roster invitee, appeared in 8 Cactus League games for the Royals and went 2-0 with a 1.93 ERA (2 ER in 9.1 IP) and 15 K to 5 BB ... 3 of 8 outings have been scoreless, allowed at least 1 run in 5 straight appearances between 4/5 and 4/20 ... threw 2.0 scoreless innings 5/2 vs. LOU.
2022: Began the season on Arizona's 40-man roster and opened the year with Amarillo (AA) and made 10 appearances before being promoted to Reno (AAA) ... DFA'd on June 26, and claimed by Kansas City on July 1, but optioned off the 40-man roster at completion of the deal ... in 47 appearances (1 start) across the three affiliates, went 3-2 with a 6.93 ERA (48 ER in 62.1 IP) ... made his Omaha debut 7/3 @ St. Paul and made 30 relief appearances with the Chasers, with 34 strikeouts in 35.1 innings (8.6 K/9).
2021: Split the season between the Cardinals organization by Minnesota via trade on July 30 ... split the year between Peoria (A+), Springfield (AA) and Wichita (AAA), combining to pitch in 39 games with a 3-1 record and 3.91 ERA (23 ER in 53.0 IP), striking out 69 with 35 walks ... originally drafted by St. Louis in the 16th Round in 2018.

SNK, CB, 4SFB (90-93), SL

CONSECUTIVE BATTERS RETIRED: 1 (5/4)

SCORELESS STREAK: 0.2 IP (5/4)

- 2023: As a non-roster invitee, appeared in 7 Cactus League games for the Royals and produced a 2.25 ERA (2 ER in 8.0 IP) and 9 K ... 10 of 11 appearances with Omaha have been scoreless with 5 perfect outings ... has retired 18 of 48 batters faced (79%).
2022: Pitched in 29 games for the St. Louis Cardinals and allowed just 1 run over his first 9 appearances (6.1 IP), but recorded a 7.50 ERA (10 ER in 12.0 IP) in May and a 6.75 ERA (8 ER in 10.2 IP) in June, before being DFA'd on July 2 and released on July 9 ... did not play professional baseball for the rest of the season.
2016-22: Over parts of seven seasons in the Major Leagues with Miami, Cleveland and St. Louis, pitched 287 games (1 start) with a 3.96 ERA (123 ER in 300.1 IP) and 282 strikeouts ... has allowed only 27 of 130 inherited runners to score in his MLB career, and that rate of 20.8% ranks 5th in the majors since 2016 (min. 275 appearances).

4SFB (90-92), SL, CH, CUT

CONSECUTIVE BATTERS RETIRED: 2 (5/7)

SCORELESS STREAK: 12.1 IP (4/7 to 5/7)

CAREER HIGHS

IP	3.0	8/31/19 vs. Lansing
K	4	(4x) Last: 9/12/21 @ St. Paul
BB	4	(4x) Last: 4/20/23 @ TEXAS
H	5	7/4/21 @ Springfield
ER	6	4/10/23 @ TEXAS
NP	38	8/22/18 @ Great Lakes
IP	8.0	6/14/19 @ Columbia
K	10	7/23/19 vs. Potomac
BB	5	(2x) Last: 5/7/22 vs. Columbus
H	10	6/29/22 @ St. Paul
ER	5	(6x) Last: 8/2/22 vs. St. Paul
NP	119	6/14/19 @ Columbia
IP	3.0	(4x) Last: 5/16/21 vs. Cedar Rapids
K	6	5/16/21 vs. Cedar Rapids
BB	4	(2x) Last: 4/8/22 @ Springfield
H	5	8/24/22 vs. Springfield
ER	4	8/24/22 vs. Springfield
NP	50	8/24/22 vs. Springfield
IP	7.0	(4x) Last: 4/19/23 vs. Gwinnett
K	12	6/25/19 vs. Columbia
BB	6	(2x) Last: 5/25/22 @ ARIZONA
H	9	(3x) Last: 4/13/23 @ Iowa
ER	11	4/13/23 @ Iowa
NP	108	9/3/22 @ DETROIT
IP	8.0	(2x) Last: 8/24/19 @ Frisco
K	10	(2x) Last: 7/3/21 @ St. Paul
BB	5	(3x) Last: 5/13/22 vs. Indianapolis
H	11	(2x) Last: 6/14/22 @ Iowa
ER	9	6/14/22 @ Iowa
NP	107	6/8/19 vs. Fayetteville
IP	3.1	8/1/18 vs. Aberdeen
K	6	8/8/18 vs. Lowell
BB	5	9/12/21 vs. Rochester
H	5	7/2/18 vs. Brooklyn
ER	5	(2x) Last: 9/6/21 vs. TORONTO
NP	53	8/8/18 vs. Lowell
IP	9.0	5/2/15 @ Arkansas
K	10	(2x) Last: 6/3/17 vs. Omaha
BB	4	(6x) Last: 4/11/23 @ Iowa
H	11	5/5/15 @ Jupiter
ER	9	7/24/16 vs. LOS ANGELES (NL)
NP	102	(2x) Last: 6/3/17 vs. Omaha
IP	7.0	8/28/19 vs. Lakeland
K	10	8/13/21 vs. Akron
BB	6	6/9/21 vs. Hartford
H	8	(2x) Last: 4/27/22 @ New Hampshire
ER	6	(2x) Last: 4/27/22 @ New Hampshire
NP	98	6/15/22 vs. Portland
IP	9.0	(2x) Last: 5/26/18 vs. ARIZONA
K	9	(4x) Last: 5/12/22 vs. St. Paul
BB	5	(4x) Last: 6/9/22 vs. Lehigh Valley
H	12	6/13/15 @ Lake Erie
ER	8	(3x) Last: 9/20/22 vs. Iowa
NP	118	9/15/17 @ PHILADELPHIA
IP	5.0	6/23/19 vs. Greenville
K	6	7/16/19 @ Rome
BB	3	(2x) Last: 6/13/21 @ Frisco
H	5	(5x) Last: 4/8/23 vs. Toledo
ER	8	9/11/21 @ St. Paul
NP	60	6/23/19 vs. Greenville
IP	7.0	(4x) Last: 5/13/22 vs. Wichita
K	9	(3x) Last: 5/13/22 vs. Wichita
BB	6	6/22/22 vs. Columbus
H	10	5/4/23 vs. Louisville
ER	9	5/4/23 vs. Louisville
NP	100	(2x) Last: 7/8/22 vs. Toledo
IP	3.2	7/16/21 @ Myrtle Beach
K	5	(2x) Last: 4/15/22 vs. Cedar Rapids
BB	4	(3x) Last: 8/17/22 vs. San Antonio
H	5	(4x) Last: 8/13/22 @ Arkansas
ER	6	8/17/22 vs. San Antonio
NP	58	6/22/22 vs. Springfield
IP	3.0	(5x) Last: 6/18/21 @ Wichita
K	5	(4x) Last: 8/20/21 @ Springfield
BB	3	(3x) Last: 7/22/22 @ Indianapolis
H	5	(3x) Last: 8/12/22 @ Tulsa
ER	4	8/12

OMAHA RELIEVERS			ENTRANCE SITUATION			INNING ENTERING THE GAME											INHERITED RUNNERS			1-2-3 INNINGS		
PITCHER	LAST OMA APPEARANCE (IP)		LEAD	TRAIL	TIED	1	2	3	4	5	6	7	8	9	10+		BR INHER.	BR SCORE	% SCORE	TOTAL	POSSIBLE	% 1-2-3
57 Coleman, Dylan	SUN 5/7 vs. Louisville (1.0 IP)		1	1	-	-	-	-	-	-	2	-	-	-	-	-	-	-	-	0	2	0.0%
31 Cox, Austin	THU 4/6 vs. Toledo (2.1 IP)		-	-	-	-	-	1	-	-	-	-	-	-	-	-	3	3	100.0%	0	2	0.0%
55 Dipoto, Jonah	SUN 5/7 vs. Louisville (1.2 IP)		-	1	1	-	-	-	1	-	1	-	-	-	-	-	1	0	0.0%	1	2	50.0%
37 Kowar, Jackson	FRI 5/5 vs. Louisville (1.2 IP)		5	5	-	-	-	-	-	2	4	1	3	-	-	-	6	3	50.0%	0	12	0.0%
58 Kriske, Brooks	SUN 5/7 vs. Louisville (1.0 IP, L)		4	8	-	-	-	-	-	2	2	4	3	1	-	-	4	1	25.0%	3	12	25.0%
46 Martinez, Marcelo	SAT 4/29 @ Nashville (3.2 IP)		2	3	-	-	-	2	1	-	-	2	-	-	-	-	3	3	100.0%	5	10	50.0%
41 Núñez, Andrés	SAT 5/6 vs. Louisville (1.0 IP)		2	8	2	-	-	-	1	2	5	3	1	-	-	-	4	1	25.0%	4	12	33.3%
53 Parrish, Drew	SAT 4/1 @ Indianapolis (3.0 IP)		1	-	-	-	-	-	1	-	-	-	-	-	-	-	-	-	-	2	3	66.7%
40 Pennington, Walter	FRI 5/5 vs. Louisville (1.1 IP)		1	-	-	-	-	-	-	-	-	1	-	-	-	-	-	-	-	1	1	100.0%
47 Sisk, Evan	SAT 5/6 vs. Louisville (2.0 IP)		3	9	2	-	-	-	-	-	3	5	3	2	1	-	5	3	60.0%	2	9	22.2%
43 Snider, Collin	SAT 5/6 vs. Louisville (1.0 IP)		4	5	1	-	-	-	-	-	2	-	8	-	-	-	2	2	100.0%	2	8	25.0%
44 Weiss, Ryan	THU 5/4 vs. Louisville (1.0 IP)		4	6	-	-	-	-	-	-	-	3	4	3	-	-	-	-	-	1	9	11.1%
62 Wittgren, Nick	SUN 5/7 vs. Louisville (2.0 IP)		9	3	-	-	-	-	-	1	1	1	5	4	-	-	9	3	33.3%	6	13	46.2%
Cuas, Jose	SAT 5/6 vs. Louisville (1.0 IP)		1	-	-	-	-	-	-	-	-	-	-	1	-	-	-	-	-	0	1	0.0%
Dye, Josh	FRI 4/28 @ Nashville (0.2 IP, L)		-	2	1	-	-	1	-	-	-	1	-	1	-	-	1	1	100.0%	1	3	33.3%
Staumont, Josh	WED 4/12 @ Iowa (1.0 IP)		2	2	-	-	-	-	-	-	-	-	-	4	-	-	-	-	-	1	4	25.0%
Taylor, Josh	WED 4/12 @ Iowa (1.0 IP)		3	2	-	-	-	-	-	-	1	2	1	1	-	-	2	2	100.0%	1	5	20.0%
			42	55	8	0	0	4	4	7	21	23	28	17	1		40	22	55.0%	30	108	27.8%

BULLPEN BUDGET: RELIEVER PITCH COUNTS (LAST THREE WEEKS)

DAY OF WEEK	TUE	WED	THU	FRI	SAT	SUN	MON	TUE	WED	THU	FRI	SAT	SUN	MON	TUE	WED	THU	FRI	SAT	SUN
DATE	4/25	4/26	4/27	4/28	4/29	4/30	5/1	5/2	5/3	5/4	5/5	5/6	5/7	5/8	5/9	5/10	5/11	5/12	5/13	5/14
57 Coleman, Dylan									35				23							
55 Dipoto, Jonah				31 (NWA)				17 (NWA)		27			29							
37 Kowar, Jackson		30		27		10			17		22									
58 Kriske, Brooks	20		17		14					10			33							
41 Núñez, Andrés		11		16		27			16			36								
40 Pennington, Walter (L)			25 (NWA)			34 (NWA)					22									
47 Sisk, Evan (L)		27			9			23		18		21								
43 Snider, Collin			29		17			36				17								
44 Weiss, Ryan	22					30		25		21										
62 Wittgren, Nick			12		27				12				22							

OMAHA STARTING PITCHER SPLITS						1st PITCH STRIKES			1-2-3 INNINGS			OMAHA STARTERS VS. RELIEVERS					
PITCHER	GS	W-L	TEAM W-L	R SUPPORT	SUPPORT/START	FPS	TBF	% FPS	TOTAL	POSSIBLE	% 1-2-3	STARTERS	RELIEVERS				
21 Mayers, Mike	7	2-1	3-4	13	1.86	91	141	64.5%	7	30	23.3%	4-12	W-L	8-7			
60 Heasley, Jonathan	6	1-3	3-3	21	3.50	89	142	62.7%	8	30	26.7%	6.54	ERA	5.21			
Castillo, Max	5	0-5	0-5	5	1.00	75	114	65.8%	6	22	27.3%	140.	INNINGS	134.2			
53 Parrish, Drew	5	1-1	2-3	27	4.20	53	88	60.2%	8	23	34.8%	162 (29)	HITS (HR)	151 (16)			
31 Cox, Austin	4	1-0	3-1	11	2.75	39	69	56.5%	8	18	44.4%	108 (102)	R (ER)	91 (78)			
46 Martinez, Marcelo	1	0-1	0-1	1	1.00	13	22	59.1%	2	5	40.0%	60	BB	72			
37 Kowar, Jackson	1	0-1	0-1	1	5.00	9	14	64.3%	0	2	0.0%	113	K	145			
36 Mengden, Daniel	1	0-0	1-0	1	1.00	9	18	50.0%	0	3	0.0%	1.58	WHIP	1.66			
52 Lynch, Daniel	1	0-0	0-1	0	0.00	7	15	46.7%	1	3	33.3%	.291	AVG	.283			
	31			74	2.39	385	623	61.8%	40	136	29.4%						

OMAHA STARTING PITCHER/CATCHER MATCHUPS

	FREDDY FERMIN							LOGAN PORTER							JAKSON REETZ							TOTALS													
PITCHER	GS	W-L	ERA	IP	ER	BB	SO	GS	W-L	ERA	IP	ER	BB	SO	GS	W-L	ERA	IP	ER	BB	SO	GS	W-L	ERA	IP	ER	BB	SO	GS	W-L	ERA	IP	ER	BB	SO
21 Mayers, Mike	3	0-1	10.50	12.0	14	6	9	-	-	-	-	-	-	-	4	2-0	4.50	18.0	9	7	17	-	7	2-1	6.90	30.0	23	13	13	26					
60 Heasley, Jonathan	4	1-1	10.70	17.2	21	9	16	2	0-2	6.75	13.1	10	1	9	-	-	-	-	-	-	-	-	6	1-3	9.00	31.0	31	10	25						
Castillo, Max	2	0-2	7.71	9.1	8	5	4	2	0-2	4.66	9.2	6	2	2	1	0-1	8.44	5.1	5	3	3	-	5	0-5	6.66	24.1	18	10	9						
53 Parrish, Drew	2	0-0	3.86	7.0	3	3	11	3	0-1	5.63	16.0	10	7	10	-	-	-	-	-	-	-	5	0-1	5.09	23.0	13	10	21							
31 Cox, Austin	-	-	-	-	-	-	-	2	0-0	2.57	7.0	2	3	10	2	1-0	0.82	11.0	1	6	9	-	4	1-0	1.50	18.0	3	9	19						
46 Martinez, Marcelo	-	-	-	-	-	-	-	1	0-1	9.00	5.0	5	1	3	-	-	-	-	-	-	-	-	1	0-1	9.00	5.0	5	1	3						
37 Kowar, Jackson	1	0-1	13.50	2.2	4	4	3	-	-	-	-	-	-	-	-	-	-	-	-	-	-	-	1	0-1	13.50	2.2	4	4	3						
36 Mengden, Daniel	-	-	-	-	-	-	-	1	0-0	15.00	3.0	5	1	4	-	-	-	-	-	-	-	-	1	0-0	15.00	3.0	5	1	4						
52 Lynch, Daniel	-	-	-	-	-	-	-	-	-	-	-	-	-	-	1	0-0	0.00	3.1	0	2	3	-	1	0-0	0.00	3.1	0	2	3						
Relievers	-	5-1	4.97	54.1	30	31	57	-	3-2	5.70	42.2	32	20	48	-	0-4	5.02	37.2	21	21	40	-	-	8-7	5.21	134.2	78	72	145						
TOTALS	12	6-6	6.99	103.0	80	58	100	11	3-8	5.96	96.2	64	35	86	8	3-5	4.30	75.3	36	39	72	-	31	12-19	5.89	275.0	180	132	258						
	CS/ATT			3/10	PCT		30.00%	CS/ATT			5/21	PCT		23.81%	CS/ATT			0/8	PCT		0.0%	CS/ATT		/	PCT		0.0%	CS/ATT			31	19	12		

OMAHA CATCHER PITCHING STATS

	CATCHERS	W	L	ERA	GS	SV	IP	H	R	ER	HR	HB	BB	IBB	SO	WHIP	AVG	WP	GDP	TBF	SB	CS	ATT	%CS	PB
4	Freddy Fermin	6	6	6.99	12	2	103.0	119	85	80	17	8	58	1	100	1.72	.288	9	8	488	7	3	10	30.00%	2
14	Logan Porter	3	8	5.96	11	1	96.2	112	71	64	22	8	35	0	86	1.52	.294	0	14	427	16	5	21	23.81%	1
25	Jakson Reetz	3	5	4.30	8	3	75.1	82	43	36	6	4	39	0	72	1.61	.276	11	6	346	8	0	8	0.0%	0

PITCH TIMER VIOLATIONS CALLED ON OMAHA PITCHERS (11)

DATE	PITCHER (# IN '23)	INNING	UMPIRE	COUNT AT CALL	BATTER RESULT (COUNT)
1. April 4 vs. Toledo	Marcelo Martinez (1)	▲ 7	Dane Poncsak	0-0	Strikeout Swinging (1-2)
2. April 7 vs. Toledo	Ryan Weiss (1)	▲ 9	Matt Bates	1-0	Walk (3-0)
3. April 9 vs. Toledo	Max Castillo (1)	▲ 3	Cody Oakes	0-0	Strikeout Swinging (3-2)
4. April 18 vs. Gwinnett	Mike Mayers (1)	▲ 5	Takahito Matsuda	0-0	Flyout, F7 (1-0)
5. April 20 vs. Gwinnett	Max Castillo (2)	▲ 4	Ben Phillips	0-0	Walk (3-1)
6. April 22 vs. Gwinnett	Drew Parrish (1)	▲ 5	Jose Navas	0-0	Walk (3-1)
7. April 23 vs. Gwinnett	Evan Sisk (1)	▲ 7	Ben Phillips (2)	0-0	Lineout (1-1)
8. April 27 @ Nashville	Austin Cox (1)	▼ 3	Mark Bass	1-2	Strikeout Swinging (2-2)
9. April 30 @ Nashville	Andrés Núñez (1)	▲ 9	Mark Bass (2)	2-0	Walk (3-0)
10. May 4 vs. Louisville	Drew Parrish (2)	▲ 3	Randy Rosenberg	1-1	Walk (3-2)
11. May 6 vs. Louisville	Daniel Mengden (1)	▲ 3	Louie Krupa	0-0	RBI Single (1-1)

PLAYER

19 CJ
ALEXANDER

INFIELD/OUTFIELD • L/L • 6'3" • 215 • 7/16/1996 (26)
Traded from Atlanta – 7/11/2022
Drafted by Atlanta – 2018, 20th Round
Born: Merrillville, Indiana • Resides: Surprise, Arizona

16 DAIRON
BLANCO

OUTFIELDER • R/R • 6'0" • 200 • 4/26/1993 (30)
Traded from Oakland – 7/27/2019
Born: Florida, Cuba • Resides: Miami, Florida

3 TUCKER
BRADLEY

OUTFIELDER • L/L • 6'0" • 195 • 5/6/1998 (24)
Signed 6/23/2020 as an Undrafted Free Agent (Georgia)
Born/Resides: Chickamauga, Georgia

17 ANGELO
CASTELLANO

INFIELDER • R/R • 6'0" • 165 • 1/13/1995 (28)
Signed 7/16/2011 as an International Free Agent
Born/Resides: San Diego, Venezuela

6 CLAY
DUNGAN

INFIELDER • L/R • 6'1" • 195 • 6/2/1996 (26)
2019 MLB Draft – Round 9 (Indiana State)
Born: Muncie, Indiana • Resides: Alexandria, Indiana

28 TYLER
GENTRY

OUTFIELDER • R/R • 6'2" • 215 • 2/1/1999 (24)
2020 MLB Draft – Round 3 (Alabama)
Born: Memphis, Tenn. • Resides: Arlington, Tenn.

18 BREWER
HICKLEN

OUTFIELDER • R/R • 6'2" • 220 • 2/9/1996 (27)
2017 MLB Draft – Round 7 (Alabama at Birmingham)
Born/Resides: Huntsville, Alabama

13 NICK
LOFTIN

INFIELD/OUTFIELD • R/R • 6'1" • 200 • 10/6/1995 (26)
2020 MLB Draft – Round 1732nd Overall (Baylor)
Born: Corpus Christi, Texas • Resides: Surprise, Ariz.

14 LOGAN
PORTER

CATCHER/INFIELD • R/R • 6'0" • 200 • 7/12/1995 (27)
Signed 6/21/2018 as an Undrafted Free Agent (Dixie State)
Born: Phoenix, Texas • Resides: Surprise, Ariz.

25 JAKSON
REETZ

CATCHER • R/R • 6'0" • 215 • 1/3/1996 (27)
Signed 12/12/2022 as a Minor League Free Agent
Drafted by Washington – 2014, 3rd Round
Born: Hickman, Neb. • Resides: Elkhorn, Neb.

0 SAMAD
TAYLOR

INFIELD/OUTFIELD • R/R • 5'10" • 160 • 7/11/1998 (24)
Traded from Toronto – 8/2/2022
Drafted by Cleveland – 2013, 10th Round
Born: Corona, Calif. • Resides: Sioux Falls, S.D.

8 DREW (MLB REHAB)
WATERS

OUTFIELDER • S/R • 6'2" • 200 • 12/30/1998 (24)
Traded from Atlanta – 7/11/2022
Drafted by Atlanta – 2016, 2nd Round
Born: Atlanta, Georgia • Resides: Marietta, Georgia

QUICK NOTES

- 2023: Appeared in 17 Cactus League games for the Royals and slashed .391/.462/.783 (9-for-23) with 4 XBH (2 HR) and 6 RBI ... has made first 4 starts of his career in RF this season, 4 of his 5 career starts in the OF ... 11 XBH are tied with Logan Porter and Nick Loftin for the team lead.
- 2022: Began year with Mississippi Braves (AA) in the Southern League, traded with 2 players to KC from Atlanta on 7/11, assigned to NW Arkansas (AA) ... in 114 total games, tied 6th in Double-A in RBI (37), tied 10th in HR (25) ... set career highs in games played, 28 (18), HR, RBI and SB (19) ... Double-A leader in AVG in RBI (29), tied 1st in league in HR (8).
- 2018-21: Played 182 games in the Braves system, between R, A, AA and AAA ... slashed .229/.310/.374 (144-for-628) with 14 HR and 66 RBI ... began and ended 2019 in Double-A with Mississippi, spent July in High-A with the Florida Fire Frogs ... played 87 games in Double-A with league-champion Mississippi in 2021.
- MISC: Brother Blaze is prospect in the Diamondbacks system, a 2022 Texas League Postseason All-Star with Amarillo, added to the D-backs' 40-man roster in November 2022.

HIT STREAK:

- 2023: Hit .310 in 16 Cactus League games for the Royals with 6 XBH (3 2B, 3 HR) and 5 RBI ... went 7-for-14 @ IND with 6 1B and 1 HR ... tied 2nd in league with 16 steals, 16-for-17 in steal attempts ... 3 of his 4 RBI this season came last week @ Nashville.
- 2022: Played in 107 games for Omaha (AAA) but also appeared in five games with Kansas City from May 19 to June 3 ... slashed .301/.367/.486 (110-for-366) for Omaha and led the team in batting average while stealing a career-high 45 bases in Triple-A ... a Storm Chasers single-season record ... made his MLB debut May 20 vs. Minnesota, went 2-for-7 over five games ... in September, slashed .436/.480/.649 (41-for-94) with 12 XBH (7 2B, 2 3B, 3 HR), 23 RBI and 11 SB, led the league in AVG, OBP and hits in the last month.
- 2021: Split the season between NW Arkansas (AA) and Omaha (AAA), slashing a combined .277/.350/.441 (117-for-422) across 117 games with a career-best 41 stolen bases, while hitting 14 home runs and driving in 53 runs ... his 41 steals ranked 12th in MLB and second in the Royals organization, behind Tyler Tolbert (55).

HIT STREAK: 3 Games (5/5 to 5/7) .500 (5-for-10), 1 2B

ON-BASE BASE STREAK:

ON-BASE BASE STREAK: 5 Games (4/30 to 5/7) .400 (6-for-15), 5 BB, 1 HBP

Ranked by MLB Pipeline as the No. 28 Royals prospect

- 2023: Appeared in 18 Cactus League games for the Royals and slashed .273/.346/.545 (6-for-22) with 2 HR and 6 RBI ... hit first Triple-A HR in 6th inning on 4/12 @ IOW, 2-run HR ... hit pinch-hit 2-run 2B in win on 4/14 and had 3 RBI off the bench in comeback win ... 3-for-3, 2 RBI on his birthday, 5/6 vs. LOU.
- 2022: Spent the entire season with NW Arkansas (AA) and reached base in 90 of 109 games (82.57%), reached base multiple times in team-best 56 games ... 1st on team with 33 multi-hit games ... 2 of 12 home runs this season were grand slams, on 4/23 @ Frisco and 5/19 @ Wichita, both in 5th inning, first two of his pro career ... reached base at least twice in seven straight games from 7/26 to 8/2 ... homered in three straight games, 8/30 to 9/2 ... season-high 12-game on-base streak from 6/24 to 7/9.
- 2021: Began his professional career splitting the year between Columbia (A) and Quad Cities (A+), .380 OBP ranked fourth among qualified Royals Minor Leaguers.

HIT STREAK:

- 2023: Appeared in 12 Cactus League games for the Royals and went 1-for-12 (.083) with 1 RBI and 1 BB ... hits in 8 of 12 games, reached base in his first 9 games of the season ... started at SS 8 games in a row, 4/18 to 4/26 and 13 of Omaha's last 16.
- 2022: In his 11th year as a member of the Royals' organization, began the year with Omaha, but assigned to NW Arkansas (AA) on 8/9 and finished the season with the Nationals ... over 59 games with the Storm Chasers, slashed .218/.318/.316 (38-for-174) while playing six different positions (1B, 2B, 3B, SS, LF & RF) ... made at least 10 starts at each SS (150.2 innings), 3B (121.0 innings) and 1B (115.0 innings) ... snapped 0-for-27 stretch with Nationals on 8/21 vs. San Antonio ... 15-for-67 over last 20 games after hitless streak ended ... played 800th MLB game (all in Royals system) on 9/15 vs. Frisco, entered as defensive replacement.
- 2011-2023: Has played 803 games in the Royals' minor league system, slashing .232/.311/.312 (606-for-2610), with 29 HR and 271 RBI ... 2013 Dominican Royals Player of the Year ... 143 games with Omaha between 2021 and 2023, hitting .226 over 80 games in 2021 after an early-season promotion from Double-A.

HIT STREAK: 2 Games (5/6 to 5/7) .286 (2-for-7), 1 HR

ON-BASE BASE STREAK: 3 Games (5/3 to 5/6) .333 (3-for-9), 2 BB, 1 HBP

ON-BASE BASE STREAK: 7 Games (4/28 to 5/7) .200 (5-for-25), 2 BB

- 2023: Opened the season on the injured list with a right hamate fracture he suffered in Spring Training, activated from the injured list 5/4 and made his season debut 5/5.
- 2022: Spent the entire season with Omaha and tied for 1st on the team in triples (4) while ranking 2nd in games played (127), plate appearances (515) and runs (64), 3rd in doubles (22), total bases (151), stolen bases (17) and walks (47), 4th in hits (94) and 5th in RBI (52) ... made starts at a career-high six positions for the Chasers, including 2B, 6/22, 3B, 4/40, SS (6 G) and his first professional appearances in the outfield: in LF (13 G), CF (1 G) and RF (1 G).
- 2021: Spent the entire season with NW Arkansas (AA), playing in 108 of the team's 119 regular season games, including 104 starts as the leadoff hitter ... led the Nationals in games played, at-bats (444), runs scored (74) and hits (128) ... led off the game with a hit 32 times, including 10 of his last 19 regular season games.

HIT STREAK:

- Ranked by MLB Pipeline as the No. 8 Royals prospect ... Ranked by Baseball America as the No. 7 Royals prospect
- 2023: Has reached base in 23 of 26 games so far this season, started first 23 games of the season ... hit first Triple-A HR in 6th inning on 4/5 vs. TOL, 3-run HR.
- 2022: Began season in Quad Cities (A+) assigned to NW Arkansas 6/14, named Nationals Player of the Year ... ranked 8th in MLB in batting average (.326) ... Royals org leader in AVG (.326), SLG (.542) and OPS (.964), 2nd in OBP (.422) ... drove in at least one run in 36 of 73 games since joining the Nationals, reached base in 64 of 73 games (87.67%) ... Texas League POTW week of 6/27 - 7/3, hit .435 (10-for-23) with 6 XBH (2 2B, 4 HR), 11 RBI, 1.543 OPS ... reached in 28 straight games, 7/30 to 9/3, with .485 OBP.
- 2021: Spent his first pro season in Quad Cities (A+), played everyday for the first two months of the season ... placed on the 7-day injured list on 7/14 and then the 60-day IL 8/2.

HIT STREAK: 2 Games (5/6 to 5/7) .429 (3-for-7), 1 2B

ON-BASE BASE STREAK:

ON-BASE BASE STREAK: 2 Games (5/6 to 5/7) .429 (3-for-7), 2 HBP

- 2023: Began the season on the 7-Day Injured list (right elbow strain) ... activated 4/25 and came off the bench to play CF @ NAS, made first start 4/26 ... first 2 hits of the season were both doubles, 4/30 @ NAS.
- 2022: Played in 130 games for Omaha (AAA) and was named the Royals Triple-A Player of the Year but also appeared in six games with Kansas City over two separate stints with the Royals: May 26-30 and July 14-17 ... contract was selected by KC May 26 and made his major league debut on night in Minnesota, starting in CF ... reached base in 34 straight games between 7/26 and 9/2 ... set career highs in 2B (30), HR (28), RBI (85) and R (85) ... finished just two homers shy of a 30/30/30 season (HR/SB/2B).
- 2021: Spent the entire season with Northwest Arkansas (AA), his third consecutive year playing under Scott Thorman and third straight Minor League Championship ... led all Double-A hitters with 40 steals, tied for 13th in all of the Minors ... reached base in 41 of his last 47 games played and homered twice in the Double-A Central Championship Series.

HIT STREAK:

- Ranked by MLB Pipeline as the No. 4 Royals prospect ... Ranked by Baseball America as the No. 8 Royals prospect
- 2023: Went 8-for-17 in series vs. Iowa (4/11-4/14), with 4 XBH and 7 RBI in 4 games ... a .315 (3-for-7) hitter when playing 3B, compared to .148 (4-for-27) at 2B ... team-best 5 R, 8 H, 16 TB and 7 RBI in this series, 11 of 27 balls put in play this series have been hit 90mph or harder.
- 2022: Began the season in NW Arkansas (AA) and reached in 76 of 88 games, had hits in 65 of 88 games ... tied club record with 3 doubles on 5/4 @ Springfield and had the first four-hit game of the season 7/15 @ Corpus Christi, went 4-for-5 with two doubles and career-best 11th HR of the year ... played at least 3 games at 5 positions with the Nationals (2B, 3B, SS, LF, CF) ... called up to Omaha on 8/9 and played 38 games for the Storm Chasers, slashed .216/.280/.359 (33-for-153) with 5 HR and 19 RBI.
- 2021: Spent his first pro season with Quad Cities (A+) and slashed .289/.374/.464 (103-for-356) across 90 games, named an MLB.com Organization All-Star at third base ... won the High-A East Central batting title with a .289 average ... hit for the cycle on 8/1, going 5-for-6 at the plate with a walk-off homer in the ninth to complete the cycle.

HIT STREAK: 5 Games (5/3 to 5/7) .450 (9-for-20), 2 2B, 2 HR

ON-BASE BASE STREAK: 6 Games (4/30 to 5/7) .190 (4-for-21), 5 BB

ON-BASE BASE STREAK: 45 Games (5/3 to 5/7) .450 (9-for-20), 1 BB, 1 HBP

- 2023: 12th in the league with a .595 slugging percentage, tied for a team-best 6 HR in 22 games played this season, with hits in first 7 games played, reached base in his first 11 games this season and 18 of 22 this year ... 0-for-1 on ABs challenges as a catcher ... 3rd two-HR game of career on 4/5 vs. Toledo.
- 2022: Began the season in NW Arkansas (AA) and reached in 66 of 77 games, reached multiple times in 49 games ... assigned to Omaha (AAA) on 8/9 and finished season with Storm Chasers, appeared in 35 games (33 at 1B) and hit .301 (.04-for-13) with 3 HR and 1 RBI ... combining numbers between Nationals and Chasers, ranked 3RD IN MLB IN ON-BASE PERCENTAGE (.442) ... combining his AA & AAA numbers, was the Royals system leader in OBP (.442), 2nd in OPS (.918), 3rd in batting average (.301).
- 2021: Spent the season with Quad Cities (A+) and slashed .241/.368/.451 (62-for-257) in 77 games ... named a High-A Central post-season All-Star at catcher.
- MISC: Grew up down the street from Surprise Stadium, was a draftee for the AZL Royals the summer of 2011 while in high school, also caught bullpens for the team.

HIT STREAK:

- 2023: As a non-roster invitee, appeared in 12 Cactus League games for the Royals and slashed .227/.320/.455 (5-for-22) with 2 2B, 1 HR and 6 RBI ... hit his first professional grand slam in 5th inning on 4/1 @ IND ... 5 of his last 7 hits have been doubles, 7 of 10 hits this season are XBH ... 0-for-2 on ABs challenges as a catcher.
- 2022: Signed with Milwaukee in December 2021 and after beginning the year with Biloxi (AA), earned a mid-July promotion to Nashville AAA and ended the year with Omaha (AAA) ... across the three teams, slashed .264/.359/.575 (97-for-364) over 104 games, with 30 HR and 82 RBI ... 25 HR in the Brewers system led all hitters in the organization ... despite playing just 62 games with the Shuckers, named the Double-A Southern League's Most Valuable Player and the league's Postseason All-Star at catcher.
- 2014-2021 Over 7 Minor League seasons, played 472 games in the Washington Nationals organization and made his MLB debut with the Nationals in July 2021 ... in 2019, was named a Carolina League midseason All-Star and MLB Organizational All-Star for the Nationals ... named a Baseball America Rookie All-Star in 2014, playing for the GCL Nationals.

HIT STREAK: 6 Games (4/23 to 5/7) .350 (7-for-20), 4 2B, 2 HR

ON-BASE BASE STREAK:

ON-BASE BASE STREAK: 6 Games (4/23 to 5/7) .350 (7-for-20), 1 BB, 1 HBP

Ranked by MLB Pipeline as the No. 21 Royals prospect ... Ranked by Baseball America as the No. 24 Royals prospect

- 2023: Opened the Triple-A season with four (4) straight 2-hit games, has 12 multi-hit games in 29 games played this season & hits in 22 of 29 games ... has hit 1st in order in all 19 games he's played (of Omaha's 53), a .327 hitter (16-for-49) with .441 OBP leading off innings ... tied 2nd in the league with 16 steals (tied 5th in MLB) and tied 8th with 36 hits ... stole 4 bases on 5/4 vs. LOU.
- 2022: Began the season in the Blue Jays organization with Buffalo AAA and appeared in 70 games before being acquired by Kansas City at the 2022 Trade Deadline with RHP Max Castillo in exchange for Whit Merrifield, but did not play the rest of the season due to a preexisting injury (left oblique strain) ... stole 9 bases in 21 games for the Surprise Saguaros in the Arizona Fall League after the conclusion of the Minor League season ... added to KC 40-man roster on 11/10/22 ... traded from CL to TOR on 7/31/2017.

HIT STREAK: 2 Games (5/6 to 5/7) .333 (3-for-9), 1 3B

ON-BASE BASE STREAK: 2 Games (5/6 to 5/7) .333 (3-for-9), 1 BB

- 2023: Did not appear in a Spring Training game for Kansas City, suffered a left oblique strain, announced February 21 ... opened the season on Kansas City's 10-day injured list (retroactive to March 27), sent to Omaha on rehab on 5/9.
- 2022: Opened the season on the Injured List, and made a brief rehab stint with Rome (A+) before joining Gwinnett (AAA) on 5/3 ... traded with 2 players to KC from Atlanta on 7/11, Omaha ... in 52 games in the Braves system, recorded 17XBH ... in 63 games after being traded to the Royals, he recorded 26 XBH, including Major League and minor league totals (31 games in Omaha) ... made his MLB debut on 8/22 and spent the rest of the season with Kansas City, hitting .240 (23-for-96) in 32 games, 10 of 23 hits were XBH.
- 2021: Played 108 games for Gwinnett (AAA) and in recorded a career-best 28 steals for the Strippers and was selected to the SiriusXM All-Star Futures Game.
- 2019: Named the Southern League Most Valuable Player and won the batting title (.319) with Mississippi (AA), also a midseason and postseason All-Star ... selected to USA Baseball's Premier12 roster, appeared in all 8 games (3 starts) in the Olympic Qualifying event.

HIT STREAK:

ON-BASE BASE STREAK:

CAREER HIGHS

H	3	(17x) Last: 4/8/23 vs. Toledo
R	4	8/17/22 vs. San Antonio
HR	2	(5x) Last: 8/11/22 @ Arkansas
RBI	6	(2x) Last: 8/5/22 vs. Tulsa
BB	3	(2x) Last: 7/2/18 vs. Bristol
SB	2	(2x) Last: 5/26/22 @ Pensacola
H	5	(2x) Last: 9/15/22 @ Columbus
R	3	(11x) Last: 9/15/22 @ Columbus
HR	2	5/23/19 @ Amarillo
RBI	4	(4x) Last: 9/15/22 @ Columbus
BB	3	(3x) Last: 8/29/21 @ Iowa
SB	3	(2x) Last: 4/23/23 @ Gwinnett
H	3	(17x) Last: 3/31/23 @ Indianapolis
R	3	(5x) Last: 9/2/22 @ Tulsa
HR	2	8/10/21 vs. Beloit
RBI	5	6/24/21 @ Beloit
BB	3	(3x) Last: 9/3/22 @ Tulsa
SB	3	7/9/22 vs. Tulsa
H	4	(5x) Last: 8/18/17 vs. Asheville
R	4	6/26/16 @ Grand Junction
HR	2	7/19/19 @ Amarillo
RBI	5	7/17/22 @ Rochester
BB	3	(4x) Last: 8/2/17 vs. West Virginia
SB	2	7/13/16 vs. Helena
H	6	6/23/19 vs. Billings
R	4	9/3/19 vs. Missoula
HR	2	6/26/22 vs. Columbus
RBI	4	(3x) Last: 6/28/22 @ St. Paul
BB	3	5/7/22 vs. Columbus
SB	3	(2x) Last: 8/8/21 @ Arkansas
H	4	7/6/22 vs. Tulsa
R	4	(2x) Last: 7/17/22 @ Corpus Christi
HR	2	(2x) Last: 6/29/22 @ Amarillo
RBI	6	6/2/21 vs. Beloit
BB	3	(6x) Last: 4/20/23 vs. Gwinnett
SB	1	(16x) Last: 4/14/23 @ Iowa
H	4	(4x) Last: 5/25/22 @ Louisville
R	4	8/21/19 vs. Salem
HR	3	8/22/19 vs. Salem
RBI	5	(2x) Last: 8/24/21 vs. Springfield
BB	3	(3x) Last: 6/20/19 vs. Frederick
SB	3	(5x) Last: 4/22/22 @ Memphis
H	5	8/1/21 vs. South Bend
R	4	(2x) Last: 7/15/22 @ Corpus Christi
HR	1	(29x) Last: 4/6/23 vs. Toledo
RBI	5	4/22/22 @ Frisco
BB	3	(4x) Last: 8/5/22 vs. Tulsa
SB	2	(2x) Last: 6/10/22 @ Tulsa
H	4	8/6/19 @ Johnson City
R	3	(4x) Last: 8/1/21 vs. South Bend
HR	2	(3x) Last: 4/5/23 vs. Toledo
RBI	4	(2x) Last: 10/0/21 vs. Beloit
BB	3	(5x) Last: 4/14/23 @ Iowa
SB	1	8/10/21 vs. Beloit
H	3	(19x) Last: 4/1/23 @ Indianapolis
R	3	(8x) Last: 5/29/22 vs. Montgomery
HR	2	(7x) Last: 7/8/22 @ Montgomery
RBI	5	(4x) Last: 4/1/23 @ Indianapolis
BB	3	(4x) Last: 5/29/22 vs. Montgomery
SB	1	(24x) Last: 4/27/23 @ Nashville
H	4	(4x) Last: 6/15/22 @ Lehigh Valley
R	4	6/8/21 @ Portland
HR	2	(4x) Last: 6/21/22 vs. St. Paul
RBI	5	(2x) Last: 6/21/22 vs. St. Paul
BB	4	4/16/22 @ Rochester
SB	4	(2x) Last: 5/4/23 vs. Louisville
H	4	(9x) Last: 6/7/22 @ Jacksonville
R	4	7/8/17 @ GCL Twins
HR	2	(2x) Last: 7/30/22 @ Syracuse
RBI	4	(3x) Last: 10/3/2022 @ CLEVELAND
BB	3	8/4/21 vs. Charlotte
SB	3	7/27/22 @ Syracuse

SO NICE, THEY DID IT TWICE (OR MORE)	MULTI-HIT GAMES					MULTI-RUN GAMES					MULTI-RBI GAMES					MULTI-BB GAMES					MULTI-K GAMES					MULTI-SB GAMES				
	2	3	4	5+	T	2	3	4	5+	T	2	3	4	5+	T	2	3	4	5+	T	2	3	4	5+	T	2	3	4	5+	T
19 Alexander, CJ	3	2	-	-	5	2	1	-	-	3	2	-	-	-	2	-	-	-	-	-	7	1	-	-	8	-	-	-	-	-
16 Blanco, Dairon	4	2	-	-	6	3	-	-	-	3	1	-	-	-	1	3	-	-	-	3	2	2	-	-	4	1	1	-	-	2
3 Bradley, Tucker	2	2	-	-	4	2	1	-	-	3	2	1	-	-	3	3	-	-	-	3	1	-	-	-	1	2	-	-	-	2
17 Castellano, Angelo	2	-	-	-	2	3	-	-	-	3	3	-	-	-	3	1	-	-	-	1	2	1	-	-	3	-	-	-	-	-
6 Dungan, Clay	-	-	-	-	-	-	-	-	-	-	-	-	-	-	-	-	-	-	-	-	-	-	-	-	-	-	-	-	-	-
Eaton, Nate	3	-	-	-	3	-	1	-	-	1	1	-	-	-	1	-	-	-	-	-	2	-	-	-	2	1	-	-	-	1
Fermin, Freddy	1	1	1	-	3	3	1	-	-	4	2	1	-	1	4	2	1	-	-	3	2	-	-	-	2	-	-	-	-	-
Garcia, Maikel	4	1	-	-	5	2	-	-	-	2	2	2	-	-	4	3	1	-	-	4	2	1	-	-	3	-	-	-	-	-
28 Gentry, Tyler	6	-	-	-	6	2	1	-	-	3	1	2	-	-	3	2	1	-	-	3	3	3	-	-	6	-	-	-	-	-
18 Hicklen, Brewer	1	-	-	-	1	1	-	-	-	1	1	-	-	-	1	1	-	-	-	1	3	-	-	-	3	-	-	-	-	-
13 Loftin, Nick	7	2	-	-	9	2	-	-	-	2	-	4	1	-	5	-	-	-	-	-	3	-	-	-	3	-	-	-	-	-
14 Porter, Logan	4	2	-	-	6	3	-	-	-	3	3	-	-	-	3	1	1	-	-	2	7	3	-	-	10	-	-	-	-	-
Pratto, Nick	-	1	-	-	1	1	-	-	-	1	2	-	-	-	2	3	-	-	-	3	2	1	-	-	3	-	-	-	-	-
25 Reetz, Jakson	1	1	-	-	2	-	-	-	-	-	1	-	-	1	2	1	-	-	-	1	2	2	-	-	4	-	-	-	-	-
Reyes, Franmil	1	-	-	-	1	1	-	-	-	1	1	-	-	-	1	-	-	-	-	-	1	1	-	-	2	-	-	-	-	-
0 Taylor, Samad	11	2	-	-	13	5	1	-	-	6	3	2	-	-	5	3	-	-	-	3	7	-	-	-	7	1	1	1	-	3
	50	16	1	0	67	30	6	0	0	36	25	12	1	2	40	23	4	0	0	27	46	15	0	0	61	5	2	1	0	8

		HITTING STREAKS										ON-BASE STREAKS												
PLAYER	CURRENT	LONGEST	DATES/RESULTS								CURRENT	LONGEST	DATES/RESULTS											
			START	END	AVG	2B	3B	HR	RBI	OPS			START	END	AVG	2B	HR	BB	HBP	OBP				
19 Alexander, CJ	-	5	4/29	5/6	.278 (5-18)	1	0	0	3	.611	-	5 (3x)	4/29	5/6	.278 (5-18)	1	0	0	0	.278				
16 Blanco, Dairon	3	5	4/9	4/19	.353 (6-17)	3	0	0	0	1.005	5	5 (4x)	4/30	5/7	.400 (6-15)	1	0	5	1	.571				
3 Bradley, Tucker	-	3	4/6	4/8	.500 (4-8)	0	1	0	0	1.417	3	5	4/6	4/12	.364 (8-22)	3	3	1	0	.391				
17 Castellano, Angelo	2	3 (2x)	4/14	4/19	.375 (3-8)	1	0	0	1	.833	7	9	4/1	4/19	.320 (8-25)	2	2	6	0	.438				
28 Gentry, Tyler	-	5	4/5	4/9	.350 (7-20)	1	0	1	6	.967	2	9 (2x)	4/12	4/23	.167 (5-30)	1	1	9	2	.390				
18 Hicklen, Brewer	-	2	5/3	5/4	.222 (2-9)	0	0	0	3	.444	6	6	4/30	5/7	.190 (4-21)	2	0	5	0	.346				
13 Loftin, Nick	5	6	4/5	4/14	.417 (10-24)	2	0	3	8	1.298	5	6	4/5	4/14	.417 (10-24)	2	3	1	0	.423				
14 Porter, Logan	-	7	4/1	4/12	.370 (10-27)	2	0	4	7	1.268	-	11	4/1	4/20	.333 (13-39)	4	5	6	0	.413				
25 Reetz, Jakson	6	6	4/23	5/7	.350 (7-20)	4	0	2	4	1.285	6	5	4/23	5/7	.350 (7-20)	4	2	2	1	.435				
15 Reyes, Franmil	-	-	-	-	-	-	-	-	-	-	2	2	5/6	5/7	.167 (1-6)	0	1	1	1	.333				
0 Taylor, Samad	2	6	4/7	4/13	.345 (10-29)	3	0	1	7	.897	2	14	4/7	4/26	.328 (19-58)	4	1	6	1	.400				
BOLD indicates longest streak in 2023 among active players										Italics indicates longest personal streak is active														

PITCHES/PLATE APPEARANCE & PLATE APPEARANCE DEPTH									PINCH-HITTING LOG (5)					
PLAYER	AVG. P/PA	TOTAL PA	TOTAL P	LONGEST PA (#)	DATE	INN.	PITCHER	RESULT	#	DATE	INNING	PINCH HITTER	HITTING FOR	RESULT
19 Alexander, CJ	3.90	90	351	8 (2x)	4/26 @ NAS	▲ 5	Caleb Boushley (NAS)	Popout (P4)	1.	4/5 vs. Toledo	▼ 9	CJ Alexander	Angelo Castellano	Fielder's Choice (4-6)
16 Blanco, Dairon	3.75	99	371	10	5/2 vs. LOU	▼ 7	Ricky Karcher (LOU)	Walk	2.	4/14 @ Iowa	▲ 8	Tucker Bradley	Angelo Castellano	2-RBI Double
3 Bradley, Tucker	3.90	68	265	10	4/29 @ NAS	▲ 3	Robert Stock (NAS)	Groundout (4-3)	3.	4/18 vs. Gwinnett	▼ 9	Tucker Bradley	Angelo Castellano	Strikeout Looking
17 Castellano, Angelo	4.18	80	334	10	4/18 vs. GWN	▼ 3	Michael Soroka (GWN)	Strikeout Swinging	4.	4/29 @ Nashville	▲ 8	Logan Porter	CJ Alexander	Strikeout Swinging
6 Dungan, Clay	5.67	3	17	9	5/5 vs. LOU	▼ 2	Brandon Williamson (LOU)	Flyout (F7)	5.	5/7 vs. Louisville	▼ 9	CJ Alexander	Angelo Castellano	Groundout (4-3)
Eaton, Nate	4.30	27	116	10	4/29 @ NAS	▲ 7	Pedro Fernandez (NAS)	Flyout (F9)	6.					
Fermin, Freddy	3.84	58	223	8	4/20 vs. GWN	▼ 5	Grant Holmes (GWN)	RBI Walk	7.					
Garcia, Maikel	4.39	112	492	10	4/12 @ IOW	▲ 3	Riley Thompson (IOW)	Strikeout Swinging	8.					
28 Gentry, Tyler	4.33	139	602	9	5/5 vs. LOU	▼ 7	Hunter Strickland (LOU)	Flyout (F8)	9.					
18 Hicklen, Brewer	3.91	34	133	7 (2x)	5/5 vs. LOU	▼ 4	Brandon Williamson (LOU)	Groundout (5-3)	10.					
13 Loftin, Nick	3.28	118	387	8 (2x)	4/14 @ IOW	▲ 8	Manuel Rodriguez (IOW)	Groundout (3-1)	11.					
14 Porter, Logan	4.40	92	405	8 (4x)	5/7 vs. LOU	▼ 2	Andrew Abbott (LOU)	Strikeout Swinging	12.					
Pratto, Nick	4.39	80	351	8 (5x)	4/23 vs. GWN	▼ 3	Nick Margevicius (GWN)	Single	13.					
25 Reetz, Jakson	4.07	45	183	13	4/21 vs. GWN	▼ 2	Allan Winans (GWN)	Strikeout Swinging	14.					
Reyes, Franmil	4.22	18	76	9	5/7 vs. LOU	▼ 2	Andrew Abbott (LOU)	2-Run Homer	15.					
0 Taylor, Samad	3.86	147	568	9	4/25 @ NAS	▲ 1	Robert Gasser (NAS)	Strikeout Looking						
	4.03	1,210	4,874											

Omaha Pinch Hitters: 1-for-5, 2B, 2 RBI

Most-Used Pinch Hitter:
CJ Alexander & Tucker Bradley (2x)

Most Frequently Pinch-Hit For:
Angelo Castellano (4x)

PITCH TIMER VIOLATIONS CALLED ON OMAHA HITTERS (1)

DATE	INNING	UMPIRE	HITTER	COUNT AT CALL	BATTER RESULT (COUNT)
1. 4/12 @ Iowa	▲ 9	Tom Hanahan	Samad Taylor (1)	0-1	Single (0-2)
2.					
3.					
4.					
5.					
6.					
7.					

HR #	PLAYER (SEASON #)	GM # – DATE	OPPONENT	PITCHER	PITCH TYPE	DIRECTION	ON BASE	INNING	OUTS	COUNT	SCORE	FINAL	DISTANCE	EXIT VELO	LAUNCH ANGLE
1.	Logan Porter (1)	2 – April 1	@ Indianapolis	Caleb Smith (L)	4-seam FB	LF	0	▲ 4	1	2-2	3-0	W, 12-1	417 FT	106.6 MPH	32°
2.	Jakson Reetz (1)	2 – April 1	@ Indianapolis	Caleb Smith (L)	Slider	LF	3	▲ 5	2	2-1	8-0	W, 12-1	408 FT	103.9 MPH	25°
3.	Dairon Blanco (1)	3 – April 2	@ Indianapolis	Mike Burrows	4-seam FB	LCF	0	▲ 5	2	3-2	1-3	W, 8-3	411 FT	105.2 MPH	23°
4.	Samad Taylor (1)	3 – April 2	@ Indianapolis	J.C. Flowers	4-seam FB	LF	0	▲ 8	0	2-1	2-3	W, 8-3	334 FT	104.5 MPH	22°
5.	Nick Loftin (1)	3 – April 2	@ Indianapolis	Daniel Zamora (L)	4-seam FB	LF	2	▲ 8	1	1-2	5-3	W, 8-3	362 FT	97.2 MPH	29°
6.	Maikel Garcia (1)	4 – April 4	vs. Toledo	Alex Faedo	4-seam FB	RF	0	▼ 1	1	2-1	1-0	L, 9-2	349 FT	94.3 MPH	35°
7.	Tyler Gentry (1)	5 – April 5	vs. Toledo	Tyler Holton (L)	Cutter	CF	2	▼ 6	0	2-0	3-1	L, 7-6	417 FT	106.5 MPH	27°
8.	Logan Porter (2)	5 – April 5	vs. Toledo	Tyler Holton (L)	Slider	LF	0	▼ 6	0	3-1	4-1	L, 7-6	346 FT	103.3 MPH	37°
9.	Logan Porter (3)	5 – April 5	vs. Toledo	Matt Wisler	4-seam FB	RCF	0	▼ 8	0	2-2	5-6	L, 7-6	364 FT	94.7 MPH	34°
10.	Nick Loftin (2)	6 – April 6	vs. Toledo	Brenan Hanifree	Slider	LCF	0	▼ 2	0	2-2	1-1	L, 8-5	401 FT	101.8 MPH	32°
11.	CJ Alexander (1)	6 – April 6	vs. Toledo	Brenan Hanifree	Sinker	CF	0	▼ 4	1	2-2	3-6	L, 8-5	409 FT	101.1 MPH	35°
12.	Logan Porter (4)	7 – April 7	vs. Toledo	Reese Olson	4-seam FB	LF	0	▼ 3	0	3-2	5-2	W, 9-4	395 FT	104.3 MPH	45°
13.	Freddy Fermin (1)	8 – April 8	vs. Toledo	Will Vest	Slider	CF	3	▼ 3	2	0-0	6-1	W, 13-8	401 FT	102.1 MPH	42°
14.	Angelo Castellano (1)	8 – April 8	vs. Toledo	Will Vest	4-seam FB	LCF	1	▼ 4	0	2-0	8-1	W, 13-8	401 FT	102.8 MPH	33°
15.	Freddy Fermin (2)	8 – April 8	vs. Toledo	Ashton Goudeau	Changeup	CF	1	▼ 5	0	1-1	10-1	W, 13-8	428 FT	105.9 MPH	28°
16.	CJ Alexander (2)	8 – April 8	vs. Toledo	Ashton Goudeau	Changeup	LF	0	▼ 7	0	1-0	11-8	W, 13-8	351 FT	92.4 MPH	43°
17.	Angelo Castellano (2)	9 – April 9	vs. Toledo	Alex Faedo	4-seam FB	LF	0	▼ 3	1	0-0	1-0	L, 8-2	373 FT	98.0 MPH	25°
18.	Samad Taylor (2)	10 – April 11	@ Iowa	Roenis Elias (L)	4-seam FB	CF	2	▲ 5	2	0-2	3-9	L, 9-6	405 FT	100.9 MPH	25°
19.	Freddy Fermin (3)	10 – April 11	@ Iowa	Brandon Hughes (L)	4-seam FB	LF	1	▲ 6	2	0-1	6-9	L, 9-6	398 FT	100.3 MPH	33°
20.	CJ Alexander (3)	11 – April 12	@ Iowa	Riley Thompson	Changeup	RF	0	▲ 2	0	1-0	2-1	W, 10-6	394 FT	104.3 MPH	24°
21.	Tyler Gentry (2)	11 – April 12	@ Iowa	Riley Thompson	Slider	LF	0	▲ 3	2	1-2	3-1	W, 10-6	393 FT	103.3 MPH	26°
22.	Tucker Bradley (1)	11 – April 12	@ Iowa	Rowan Wick	4-seam FB	RCF	1	▲ 6	2	1-1	7-3	W, 10-6	392 FT	98.2 MPH	29°
23.	Nick Loftin (3)	11 – April 12	@ Iowa	Anthony Kay (L)	Slider	CF	0	▲ 8	0	2-1	8-6	W, 10-6	420 FT	104.3 MPH	28°
24.	Nick Loftin (4)	12 – April 13	@ Iowa	Nick Neidert	4-seam FB	LF	0	▲ 4	2	3-2	1-11	L, 14-1	370 FT	100.4 MPH	38°
25.	Nick Pratto (1)	15 – April 19	vs. Gwinnett	Beau Burrows	Slider	CF	0	▼ 2	0	1-2	1-1	L, 6-2	399 FT	100.2 MPH	26°
26.	Logan Porter (5)	15 – April 19	vs. Gwinnett	Beau Burrows	Slider	LF	0	▼ 4	1	1-2	2-3	L, 6-2	350 FT	94.9 MPH	50°
27.	CJ Alexander (4)	17 – April 21	vs. Gwinnett	Allan Winans	Changeup	RF	0	▼ 2	2	0-0	1-1	L, 7-3	395 FT	96.2 MPH	37°
28.	Nick Pratto (2)	18 – April 22	vs. Gwinnett	Dylan Dodd (L)	Changeup	RF	1	▼ 1	2	3-1	2-0	L, 5-2	350 FT	88.4 MPH	39°
29.	Nate Eaton (1)	22 – April 27	@ Nashville	Janson Junk	Sweeper	LF	0	▲ 2	2	2-2	1-0	W, 2-1	403 FT	103.0 MPH	32°
30.	Freddy Fermin (4)	24 – April 29	@ Nashville	Robert Stock	4-seam FB	RCF	2	▲ 1	1	3-1	4-0	L, 6-5 (10)	381 FT	104.3 MPH	23°
31.	Tyler Gentry (3)	25 – April 30	@ Nashville	Robert Gasser (L)	4-seam FB	LF	1	▲ 3	2	1-0	2-1	W, 10-6	391 FT	100.6 MPH	33°
32.	Logan Porter (6)	25 – April 30	@ Nashville	Robert Gasser (L)	Slider	LF	0	▲ 4	0	2-1	3-1	W, 10-6	389 FT	102.3 MPH	29°
33.	Freddy Fermin (5)	25 – April 30	@ Nashville	Robert Gasser (L)	Changeup	LF	0	▲ 5	1	2-0	5-1	W, 10-6	368 FT	94.8 MPH	35°
34.	Nick Loftin (5)	28 – May 4	vs. Louisville	Silvino Bracho	Slider	LF	0	▼ 7	0	0-0	8-11	L, 12-10	365 FT	101.1 MPH	19°
35.	Jakson Reetz (2)	29 – May 5	vs. Louisville	Brandon Williamson (L)	4-seam FB	LF	1	▼ 2	1	0-0	2-1	W, 6-2	346 FT	100.2 MPH	27°
36.	Nick Loftin (6)	29 – May 5	vs. Louisville	Brandon Williamson (L)	Slider	CF	0	▼ 6	0	0-0	3-1	W, 6-2	395 FT	105.6 MPH	24°
37.	Angelo Castellano (3)	30 – May 6	vs. Louisville	Ryan Nutof	Curveball	LF	1	▼ 7	2	2-2	8-8	W, 11-9	376 FT	95.2 MPH	29°
38.	Jakson Reetz (3)	31 – May 7	vs. Louisville	Andrew Abbott (L)	Changeup	LF	0	▼ 4	1	2-0	1-0	L, 4-3	426 FT	104.4 MPH	32°
39.	Franmil Reyes (1)	31 – May 7	vs. Louisville	Andrew Abbott (L)	Curveball	LCF	1	▼ 5	2	3-2	3-0	L, 4-3	389 FT	100.8 MPH	29°

HOME RUN BREAKDOWN

		-		-	OUTS			RUNNERS ON				TIED	GO	DIRECTION					BESTS		LAST							
PLAYER	2023 TOTAL	HOME	ROAD	RHP	LHP	0	1	2	0	1	2	3	GAME	GO AHEAD	LF	LCF	CF	RCF	RF	FT	MPH	DATE	OPPONENT	PITCHER	KIND	INN	PA	SINCE
Nick Loftin	6	3	3	3	3	4	1	1	5	-	1	-	1	1	3	1	2	-	-	420	105.6	5/5	vs. Louisville	B. Williamson	Solo	▼ 6	10	
Logan Porter	6	4	2	3	3	4	2	-	6	-	-	-	-	-	5	-	-	1	-	417	106.6	4/30	@ Nashville	R. Gasser	Solo	▲ 4	29	
Freddy Fermin	5	2	3	3	2	1	2	2	1	2	1	1	-	-	2	-	2	1	-	428	105.9	4/30	@ Nashville	R. Gasser	Solo	▲ 5	2	
CJ Alexander	4	3	1	4	-	2	1	1	4	-	-	-	1	1	1	-	1	-	2	409	104.3	4/21	vs. Gwinnett	A. Winans	Solo	▼ 2	39	
Jakson Reetz	3	2	1	-	3	-	2	1	1	1	-	1	-	2	3	-	-	-	-	426	104.4	5/7	vs. Louisville	A. Abbott	Solo	▼ 4	2	
Angelo Castellano	3	3	-	3	-	1	1	1	1	2	-	-	1	1	2	1	-	-	-	401	102.8	5/6	vs. Louisville	R. Nutof	2-Run	▼ 7	3	
Tyler Gentry	3	1	2	1	2	1	-	2	1	1	1	-	-	2	2	-	1	-	-	417	106.5	4/30	@ Nashville	R. Gasser	2-Run	▲ 3	30	
Nick Pratto	2	2	-	1	1	1	-	1	1	1	-	-	1	1	-	-	1	-	1	399	100.2	4/22	vs. Gwinnett	D. Dodd	2-Run	▼ 1	19	
Samad Taylor	2	-	2	1	1	1	-	1	1	-	1	-	-	-	1	-	1	-	-	405	104.5	4/11	@ Iowa	R. Elías	3-Run	▲ 5	95	
Franmil Reyes	1	1	-	-	1	-	-	1	-	1	-	-	-	-	-	1	-	-	-	389	100.8	5/7	vs. Louisville	A. Abbott	2-Run	▼ 5	1	
Nate Eaton	1	-	1	1	-	-	-	1	1	-	-	-	-	1	1	-	-	-	-	403	103	4/27	@ Nashville	J. Junk	Solo	▲ 2	26	
Tucker Bradley	1	-	1	1	-	-	-	1	-	1	-	-	-	-	-	-	-	1	-	392	98.2	4/12	@ Iowa	R. Wick	2-Run	▲ 6	37	
Maikel Garcia	1	1	-	1	-	-	1	-	1	-	-	-	-	1	-	-	-	-	1	349	94.3	4/4	vs. Toledo	A. Faedo	Solo	▼ 1	94	
Dairon Blanco	1	-	1	1	-	-	-	1	1	-	-	-	-	-	-	1	-	-	-	411	105.2	4/2	@ Indianapolis	M. Burrows	Solo	▲ 5	87	

INNING DISTRIBUTION

1st Inning	2nd Inning	3rd Inning	4th Inning	5th Inning	6th Inning	7th Inning	8th Inning	9th Inning	10th Inning	11th Inning
3	6	5	7	6	5	3	4	-	-	-

NOTABLE STORM CHASERS HOME RUNS

BACK-TO-BACK HOMERS (1)		2-HOMER GAMES (2)		3-HOMER GAMES (0)		GRAND SLAMS (2)	
PLAYERS	DATE/OPPONENT (INN.)	PLAYER (CAREER NO.)	DATE/OPPONENT	PLAYER (CAREER NO.)	DATE/OPPONENT	PLAYER (CAREER NO.)	DATE/OPPONENT (INN.)
Tyler Gentry & Logan Porter	4/5 vs. Toledo (6th)	Logan Porter (3rd)	4/5 vs. Toledo			Jakson Reetz (1st)	4/1 @ Indianapolis (5th)
		Freddy Fermin (4th)	4/8 vs. Toledo			Freddy Fermin (3rd)	4/8 vs. Toledo (3rd)

LEADOFF HOMERS (0)		INSIDE-THE PARK HOMERS (0)		PINCH-HIT HOMERS (0)		WALK-OFF HOMERS (0)	
PLAYER (CAREER NO.)	DATE/OPPONENT	PLAYER (CAREER NO.)	DATE/OPPONENT (INN.)	PLAYER (CAREER NO.)	DATE/OPPONENT (INN.)	PLAYER	DATE/OPPONENT

HOME RUN SITUATION	# OF	DATE OF LAST	BATTER ('23 HR #)	PITCHER	COUNT	RUNNERS ON	OUTS	INNING	SCORE @ HR	FINAL
GO-AHEAD HOME RUN	10	May 7 vs. Louisville	Jakson Reetz (3)	Andrew Abbott	2-0	0	1	▼ 4	1-0	L, 4-3
GAME-TYING HOME RUN	4	May 6 vs. Louisville	Angelo Castellano (3)	Ryan Nutof	2-2	1	2	▼ 7	8-8	W, 11-9

NOTABLE OPPOSING HOME RUNS

BACK-TO-BACK HOMERS (1)		2-HOMER GAMES (0)		3-HOMER GAMES (1)		GRAND SLAMS (1)	
PLAYERS	DATE/OPPONENT (INN.)	PLAYER (CAREER NO.)	DATE/OPPONENT	PLAYER (CAREER NO.)	DATE/OPPONENT	PLAYER	DATE/OPPONENT (INN.)
Encarnacion-Strand & Benson	5/4 vs Louisville (1st)			Christian Encarnacion-Strand (1)	5/4 vs. Louisville	Andy Ibáñez	April 6 vs. Toledo (3rd)

LEADOFF HOMERS (4)		INSIDE-THE PARK HOMERS (0)		PINCH-HIT HOMERS (0)		WALK-OFF HOMERS (0)	
PLAYER	DATE/OPPONENT	PLAYER	DATE/OPPONENT (INN.)	PLAYER	DATE/OPPONENT (INN.)	PLAYER	DATE/OPPONENT
Christopher Morel	4/14 @ Iowa						
Forrest Wall	4/19 vs. Gwinnett						
Michael Siani	5/3 vs. Louisville						
Michael Siani	5/5 vs. Louisville						

AFTER-INNING RECORDS

LEADING TRAILING TIED

AFTER 1 INNING	1 - 4	4 - 7	7 - 8
AFTER 2 INNINGS	4 - 5	6 - 6	2 - 8
AFTER 3 INNINGS	7 - 5	3 - 9	2 - 5
AFTER 4 INNINGS	8 - 3	3 - 13	1 - 3
AFTER 5 INNINGS	8 - 3	4 - 14	0 - 2
AFTER 6 INNINGS	8 - 4	4 - 15	0 - 0
AFTER 7 INNINGS	7 - 4	4 - 14	1 - 1
AFTER 8 INNINGS	10 - 0	2 - 17	0 - 2

STORM CHASERS BIG INNINGS

DATE INNING RUNS

1. April 2 @ Indianapolis	8th	7
2. April 8 vs. Toledo	3rd	6
3.		
4.		
5.		
6.		
7.		
8.		

SCORE BY INNINGS

	1	2	3	4	5	6	7	8	9	10	11+	TOTAL
Omaha	18	13	18	15	29	19	16	24	18	0	0	170
Opponents	30	23	24	14	17	34	16	29	11	1	0	199
Difference	-12	-10	-6	1	12	-15	0	-5	7	-1	0	-29

SCORE BY INNINGS V. SCRANTON/WB

	1	2	3	4	5	6	7	8	9	10	11+	TOTAL
Omaha	0	0	0	0	0	0	0	0	0	0	0	0
Scranton/WB	0	0	0	0	0	0	0	0	0	0	0	0
vs. Scranton/WB Difference	0	0	0	0	0	0	0	0	0	0	0	0

MULTI-RUN INNINGS

	2	3	4	5	6	7	8	9	10+	TOTAL
Storm Chasers	17	11	7	2	1	1	-	-	-	39
Opponents	23	16	5	3	3	-	-	-	-	50

RECORD BY RUNS SCORED/ALLOWED

RUNS	0	1	2	3	4	5	6	7	8	9	10	11	12	13+
SCORED	0 - 1	0 - 2	1 - 4	0 - 5	0 - 2	1 - 2	1 - 2	0 - 0	2 - 0	1 - 0	2 - 1	2 - 0	1 - 0	1 - 0
ALLOWED	0 - 0	1 - 0	1 - 0	2 - 0	1 - 3	0 - 2	3 - 2	0 - 3	2 - 3	1 - 3	0 - 1	0 - 0	0 - 1	0 - 1

RECORD BY MARGIN OF VICTORY/DEFEAT

1 Run	2 Runs	3 Runs	4 Runs	5 Runs	6 Runs	7 Runs	8 Runs	9 Runs	10+ Runs
1 - 4	3 - 1	1 - 5	3 - 2	3 - 2	0 - 3	0 - 1	0 - 0	0 - 0	1 - 1

2023 STORM CHASERS MONTH BY MONTH

HITTING

MONTH	AVG	G	AB	R	H	TB	2B	3B	HR	RBI	BB	IBB	SO	SB	CS	OBP	SLG	OPS	SAC	SF	HBP	GIDP	LOB
MARCH	.300	1	40	8	12	16	2	1	0	8	9	0	12	5	0	.429	.400	.829	0	0	0	0	14
APRIL	.250	24	799	124	200	352	49	2	33	118	99	0	204	38	8	.337	.441	.778	1	11	11	24	156
MAY	.256	6	203	38	52	84	10	2	6	35	24	0	48	13	2	.349	.414	.763	1	2	6	4	42
JUNE																							
JULY																							
AUGUST																							
SEPTEMBER																							
TOTAL	.253	31	1042	170	264	452	61	5	39	161	132	0	264	56	10	.343	.434	.777	2	13	17	28	212

PITCHING

MONTH	W	L	ERA	G	GS	CG	SHO	GF	HLD	SV	SVO	IP	H	R	ER	HR	HB	BB	SO	WP	BK	WHIP	AVG
MARCH	1	0	6.00	1	1	0	0	1	0	1	1	9.0	11	6	6	1	1	2	7	0	1	1.44	.297
APRIL	9	15	5.65	24	24	0	0	24	11	3	7	212.0	238	149	133	30	17	104	198	16	2	1.61	.284
MAY	2	4	6.83	6	6	0	0	6	3	2	3	54.0	64	44	41	14	2	26	198	16	2	1.61	.284
JUNE																							
JULY																							
AUGUST																							
SEPTEMBER																							
TOTAL	12	19	5.89	31	31	0	0	31	14	6	11	275.0	313	199	180	45	20	132	258	20	4	1.62	.287

2023 WALK-OFF TRACKER (0 FOR, 2 AGAINST)

GAME #	DATE	OPPONENT	FINAL (INN.)	PLAYER	WINNING RUN	PITCHER	HOW	OUTS	COUNT
23	April 28	@ Nashville	L, 4-3 (9)	Brian Navarreto	Skye Bolt	Josh Dye	Throwing error by 3B Maikel Garcia	2	1-0
24	April 29	@ Nashville	L, 6-5 (10)	Keston Hiura	Eddy Alvarez	Evan Sisk	Infield single to SS Angelo Castellano	1	2-1

Bold Indicates Omaha Walk-Off Win

2023 STORM CHASERS EJECTIONS (3)

DATE	INNING	WHO (POSITION) / # IN 2023	WHY	UMPIRE (POSITION)
April 21 vs. Gwinnett	▼ 6	Mike Jirschele (Manager) / 1st	Balls/Strikes	Takahito Matsuda (Home Plate)
April 21 vs. Gwinnett	▲ 7	Dane Johnson (Pitching Coach) / 1st	Balk	Takahito Matsuda (Home Plate)
April 21 vs. Gwinnett	▼ 8	CJ Alexander (Designated Hitter) / 1st	Balls/Strikes	Takahito Matsuda (Home Plate)

PITCHING

vs. Left-Handed Starter	4-7
vs. Right-Handed Starter	8-12
WITH Left-Handed Starter	5-6
WITH Right-Handed Starter	7-13
0-4 strikeouts	0-1
5-9 strikeouts	8-12
10+ strikeouts	4-6
0 runs of support	0-7
1-4 runs of support	9-10
5-9 runs of support	3-2
10+ runs of support	

SCORING

1-Run Games	1-4
2-Run Games	3-1
3-4-Run Games	4-7
5+ Run Games	4-7
Extra Innings	0-1
Shutouts	0-1
Doubleheaders	
Scoring 0-2 Runs	1-7
3-5 Runs	1-9
6-9 Runs	4-2
10+ Runs	6-1

Opponent 0-2 Runs	3-0
3-5 Runs	3-5
6-9 Runs	6-11
10+ Runs	0-3

Scored in 1st Inning	3-6
Opponent scored in 1st	7-10
Scores first	4-7
Opponent scores first	8-12

HITTING

Omaha 0-5 hits	1-5
6-9 hits	1-11
10+ hits	10-3
Opponent 0-5 hits	1-0
6-9 hits	6-4
10+ hits	5-15

Out-hit opponent	8-3
Out-hit by opponent	3-16
Hits are tied	1-0

Hit 0 home runs	3-7
1 home run	3-7
2 home runs	2-4
3+ home runs	4-1

Opponent hit 0 home runs	4-3
1 home run	5-7
2 home runs	3-4
3+ home runs	0-5

Leave 0-5 runners on base	3-9
6-9 on base	6-9
10+ on base	3-1

Opponent leaves 0-5 runners on base	2-4
6-9 on base	6-10
10+ on base	4-5

Steals 0 bases	2-9
1 base	1-2
2 bases	3-5
3+ bases	6-3

Opponent steals 0 bases	3-10
1 base	6-8
2 bases	2-1
3+ bases	1-2

FIELDING

Made 0 errors	8-7
1 error	1-8
2 errors	1-3
3+ errors	2-1

Opponent made 0 errors	4-10
1 error	3-6
2 errors	3-2
3+ errors	2-1

LONGEST WIN STREAK	
LONGEST LOSING STREAK	
LONGEST HOME WINNING STREAK	
LONGEST HOME LOSING STREAK	
LONGEST ROAD WINNING STREAK	
LONGEST ROAD LOSING STREAK	
LARGEST MARGIN OF VICTORY	
LARGEST MARGIN OF DEFEAT	
LONGEST GAME, INNINGS	
LONGEST GAME, TIME	
LONGEST 9-INNING GAME, TIME	
SHORTEST 9-INNING GAME, TIME	
SHORTEST GAME, TIME	
LARGEST COMEBACK WIN	
LARGEST MARGIN OF LEAD SURRENDERED (LOSS)	
MOST ERRORS, TEAM	
MOST ERRORS, PLAYER	
LARGEST CROWD, HOME	
LARGEST CROWD, ROAD	
WARMEST FIRST PITCH	
COLDEST FIRST PITCH	

MOST RUNS SCORED, GAME	
MOST RUNS SCORED, INNING	
MOST CONSECUTIVE INNINGS SCORED	
FEWEST HITS, GAME	
MOST HITS, GAME	
MOST DOUBLES, GAME	
MOST TRIPLES, GAME	
MOST HOME RUNS, GAME	
MOST EXTRA-BASE HITS, GAME	
MOST RBI, GAME	
MOST RUNNERS LOB, GAME	
MOST TOTAL BASES, GAME	
MOST WALKS, GAME	
MOST STRIKEOUTS, GAME	
FEWEST STRIKEOUTS, GAME	
MOST STOLEN BASES, GAME	
MOST HIT BY PITCHES	

MOST RUNS, GAME	
MOST HITS, GAME	
MOST DOUBLES, GAME	
MOST TRIPLES, GAME	
MOST HOME RUNS, GAME	
MOST RBI, GAME	
MOST WALKS, GAME	
MOST STRIKEOUTS, GAME	
MOST STOLEN BASES, GAME ^	
MOST HIT BY PITCHES, GAME	

MOST RUNS ALLOWED, GAME	
MOST RUNS ALLOWED, INNING	
FEWEST HITS ALLOWED, GAME	
MOST HITS ALLOWED, GAME	
FEWEST STRIKEOUTS, GAME	
MOST STRIKEOUTS, GAME	
FEWEST WALKS ALLOWED, GAME	
MOST WALKS ALLOWED, GAME	
MOST HOME RUNS ALLOWED, GAME	

MOST RUNS ALLOWED, GAME	
MOST EARNED RUNS ALLOWED, GAME ^	
FEWEST HITS ALLOWED, GAME (STARTER)	
MOST HITS ALLOWED, GAME	
MOST HOME RUNS ALLOWED, GAME ^	
MOST STRIKEOUTS	
MOST CONSECUTIVE STRIKEOUTS	
MOST WALKS ALLOWED, GAME	
MOST HIT BATTERS, GAME	
MOST INNINGS PITCHED, STARTER	
MOST PITCHES THROWN, STARTER	
MOST INNINGS PITCHED, RELIEVER	
MOST PITCHES THROWN, RELIEVER	

^ Indicates All-Time Storm Chasers Record Tied

* Indicates All-Time Storm Chasers Record Set

TEAM HIGHS

3 Games	March 31 - April 2
5 Games	April 18 - April 22
2 Games	May 5 - May 6
3 Games	April 4 - April 6
5 Games	April 18 - April 22
2 Games (2x)	Last: April 28 - April 29
11 Runs	4/1 @ Indianapolis (12-1 Win)
13 Runs	4/13 @ Iowa (14-1 Loss)
10 Innings	4/29 @ Nashville (6-5 Loss, 10 Innings)
3:16	4/14 @ Iowa (11-8 Win)
3:16	4/14 @ Iowa (11-8 Win)
2:14 (2x)	Last: 5/5 vs. Louisville (6-2 Win)
2:14 (2x)	Last: 5/5 vs. Louisville (6-2 Win)
6 Runs, After 4th	5/6 vs. Louisville (11-9 Win)
4 Runs, Middle 2nd	4/29 @ Nashville (6-5 Loss, 10 Innings)
3 (3x)	Last: 4/23 vs. Gwinnett (5-3 Win)
2, Maikel Garcia	4/23 vs. Gwinnett (5-3 Win)
6,641	4/19 vs. Louisville (6-2 Loss)
9,833	4/29 @ Nashville (6-5 Loss, 10 Innings)
82 Degrees	5/7 vs. Louisville (4-3 Loss)
35 Degrees	4/5 vs. Toledo (7-6 Loss)

OFFENSIVE HIGHS

13	4/8 vs. Toledo (13-8 Win)
7, 8th Inning	4/2 @ Indianapolis (8-3 Win)
5, 1st-5th Innings	4/7 vs. Toledo (9-4 Win)
3	4/20 vs. Gwinnett (9-3 Loss)
16	4/1 @ Indianapolis (12-1 Win)
5	4/12 @ Iowa (10-6 Win)
1 (5x)	Last: 5/7 vs. Louisville (4-3 Loss)
4 (2x)	Last: 4/12 @ Iowa (10-6 Win)
9	4/12 @ Iowa (10-6 Win)
13	4/8 vs. Toledo (13-8 Win)
14	3/31 @ Indianapolis (8-6 Win)
29	4/12 @ Iowa (10-6 Win)
11	4/20 vs. Gwinnett (9-3 Loss)
12 (4x)	Last: 4/25 @ Nashville (8-3 Loss)
4	4/13 @ Iowa (14-1 Loss)
6 (2x)	Last: 5/4 vs. Louisville (12-10 Loss)
4	5/6 vs. Louisville (11-9 Win)

INDIVIDUAL OFFENSIVE HIGHS

3 (6x)	Last: Samad Taylor, 5/4 vs. Louisville (12-10 Loss)
4, Freddy Fermin	4/11 @ Iowa (9-6 Loss)
2 (3x)	Last: Tyler Gentry, 5/3 vs. Louisville (7-4 Loss)
1 (5x)	Last: Samad Taylor, 5/7 vs. Louisville (4-3 Loss)
2 (2x)	Last: Freddy Fermin, 4/8 vs. Toledo (13-8 Win)
6, Freddy Fermin	4/8 vs. Toledo (13-8 Win)
3 (4x)	Last: Freddy Fermin, 4/30 @ Nashville (10-6 Win)
3 (15x)	Last: Logan Porter, 5/7 vs. Louisville (4-3 Loss)
4, Samad Taylor	5/4 vs. Louisville (12-10 Loss)
2, Tyler Gentry	5/6 vs. Louisville (11-9 Win)

PITCHING HIGHS

14	4/13 @ Iowa (14-1 Loss)
6 (2x)	Last: 2nd Inning, 4/13 @ Iowa (14-1 Loss)
5	4/1 @ Indianapolis (12-1 Win)
15	4/13 @ Iowa (14-1 Loss)
3	4/18 vs. Gwinnett (4-1 Loss)
14	4/14 @ Iowa (11-8 Win)
1	4/19 vs. Gwinnett (6-2 Loss)
8	4/6 vs. Toledo (8-5 Loss)
6	5/4 vs. Louisville (12-10 Loss)

INDIVIDUAL PITCHING HIGHS

11, Jonathan Heasley	4/13 @ Iowa (14-1 Loss)
11, Jonathan Heasley	4/13 @ Iowa (14-1 Loss)
1 (3x)	Last: Drew Parrish (6.0 IP), 4/28 @ Nashville (4-3 Loss)
10, Drew Parrish	5/4 vs. Louisville (12-10 Loss)
5, Drew Parrish	5/4 vs. Louisville (12-10 Loss)
7, Jonathan Heasley	4/19 vs. Gwinnett (6-2 Loss)
3 (5x)	Last: Austin Cox, 4/21 vs. Gwinnett (7-3 Loss)
4 (4x)	Last: Drew Parrish, 4/22 vs. Gwinnett (5-2 Loss)
2, Andrés Núñez	4/22 vs. Gwinnett (5-2 Loss)
7.0, Jonathan Heasley	4/19 vs. Gwinnett (6-2 Loss)
104, Jonathan Heasley	4/25 @ Nashville (8-3 Loss)
3.2, Marcelo Martinez	4/29 @ Nashville (6-5 Loss, 10 Innings)
65, Austin Cox	4/6 vs. Toledo (8-5 Loss)

STATCAST LEADERS

LONGEST MEASURED HOMER DISTANCE (TOP 5)			HIGHEST BATTED BALL EXIT VELOCITY (TOP 5)			HIGHEST PITCH VELOCITY (TOP 5)			HIGHEST PITCH SPIN RATE (TOP 5)		
Player	Distance (Pitcher)	Date	Player	Exit Velo (Batted Ball Type)	Date	Player	Pitch Velo (Pitch Result)	Date	Player	Spin Rate (Pitch Type)	Date
Freddy Fermin	428 (2-Run off Ashton Goudeau)	4/8 vs. TOL	CJ Alexander	115.3 (Double vs. Reese Olson)	4/7 vs. TOL	Jackson Kowar	99.3 (Justin Dean, Ball)	4/18 vs. GWN	Josh Dye	3,329 (81.2mph Changeup vs. Joe Hudson)	4/21 vs. GWN
Jakson Reetz	426 (Solo off Andrew Abbott)	5/7 vs. LOU	Brewer Hicklen	110.4 (Double vs. Robert Gasser)	4/30 @ NAS	Josh Staumont	99.1 (Jermaine Palacios, Strikeout)	4/9 vs. TOL	Mike Mayers	3,238 (82.1mph Slider vs. Volmer Sánchez)	4/23 vs. GWN
Nick Loftin	420 (Solo off Anthony Kay)	4/12 @ IOW	Dairon Blanco	109.6 (Double Play vs. Kervin Castro)	4/7 vs. TOL	Jackson Kowar	99.0 (Justin Dean, Walk)	4/18 vs. GWN	Jonathan Heasley	3,090 (93.8mph 45-Fastball vs. Abraham Toro)	4/30 @ NAS
Logan Porter	417 (Solo off Caleb Smith)	4/1 @ IND	Franmil Reyes	108.6 (Double vs. Alan Busenitz)	5/4 vs. LOU	Josh Staumont	98.9 (Jermaine Palacios, Foul Ball)	4/9 vs. TOL	Josh Staumont	3,058 (81.0mph Curveball vs. Miguel Andujar)	3/31 @ IND
Tyler Gentry	417 (3-Run off Tyler Holton)	4/5 vs. TOL	CJ Alexander	108.5 (Groundout vs. Ryan Nuto)	5/3 vs. LOU	Josh Staumont	98.8 (Michael Papierski, Ball)	4/9 vs. TOL	Drew Parrish	3,000 (89.9mph Sinkers vs. Michael Siani)	5/4 vs. LOU

														STORM CHASERS				OPPONENT				
GM #	MARCH	OPPONENT	SCORE	RECORD	STANDINGS	WIN	LOSS	SAVE	TEMP.	1ST PITCH	TIME	ATT.	HOME ATT.	R	H	E	LO	R	H	E	LO	
1	3/31	@ Indianapolis	W, 8-6	1-0	1st +0.5	C. Snider (1-0)	Y. De Los Santos (0-1)	J. Staumont (1)	66°	7:05 PM	2:54	8,095		8	12	0	14	6	11	2	7	
														STORM CHASERS				OPPONENT				
GM #	APRIL	OPPONENT	SCORE	RECORD	STANDINGS	WIN	LOSS	SAVE	TEMP.	1ST PITCH	TIME	ATT.	HOME ATT.	R	H	E	LO	R	H	E	LO	
2	4/1	@ Indianapolis	W, 12-1	2-0	1st +1.0	D. Parrish (1-0)	C. Smith (0-1)	-	42°	1:37 PM	2:26	4,012		12	16	0	11	1	5	2	3	
3	4/2	@ Indianapolis	W, 8-3	3-0	1st +1.0	J. Kowar (1-0)	D. Zamora (0-1)	-	49°	1:36 PM	2:53	4,240		8	12	0	9	3	11	2	10	
4	4/4	TOLEDO	L, 9-2	3-1	2nd -0.5	B. White (1-0)	M. Castillo (0-1)	-	55°	6:42 PM	2:27	3,200	3,200	2	6	0	6	9	12	0	5	
5	4/5	TOLEDO	L, 7-6	3-2	2nd -1.0	T. Holton (1-0)	R. Weiss (0-1)	M. Díaz (2)	35°	12:07 PM	2:40	1,405	4,605	6	8	2	6	7	12	1	9	
6	4/6	TOLEDO	L, 8-5	3-3	3rd -2.0	J. Fry (1-0)	J. Kowar (1-1)	M. Del Pozo (1)	45°	12:06 PM	2:48	1,607	6,212	5	7	1	4	8	10	2	9	
7	4/7	TOLEDO	W, 9-4	4-3	2nd -1.0	J. Heasley (1-0)	R. Olson (0-2)	-	70°	6:35 PM	2:35	1,968	8,180	9	12	0	6	4	9	0	11	
8	4/8	TOLEDO	W, 13-8	5-3	2nd -0.5	M. Martinez (1-0)	M. Lorenzen (0-1)	-	71°	2:05 PM	2:49	2,070	10,250	13	12	3	4	8	13	0	12	
9	4/9	TOLEDO	L, 8-2	5-4	2nd -1.5	T. Holton (2-0)	M. Castillo (0-2)	-	73°	2:11 PM	2:57	2,119	12,369	2	6	3	12	8	13	0	11	
10	4/11	@ Iowa	L, 9-6	5-5	5th -2.5	R. Elias (1-0)	M. Mayers (0-1)	M. Rodriguez (1)	79°	6:38 PM	2:34	3,557		6	10	0	6	9	7	1	6	
11	4/12	@ Iowa	W, 10-6	6-5	5th -1.5	J. Kowar (2-0)	R. Thompson (0-1)	-	77°	12:09 PM	2:26	4,085		10	12	0	5	6	8	0	4	
12	4/13	@ Iowa	L, 14-1	6-6	6th -2.5	N. Neidert (1-1)	J. Heasley (1-1)	-	81°	6:38 PM	2:18	3,647		1	6	1	4	14	15	0	8	
13	4/14	@ Iowa	W, 11-8	7-6	6th -2.0	C. Snider (2-0)	M. Rodriguez (1-1)	N. Wittgren (1)	79°	7:09 PM	3:16	6,257		11	11	2	10	8	11	3	10	
	4/15	@ Iowa	PPD/Rain (To be made up April 16)																			
	4/16-61	@ Iowa	Cancelled/Snow																			
	4/16-62	@ Iowa	Cancelled/Snow																			
14	4/18	GWINNETT	L, 4-1	7-7	5th -3.0	T. Tice (2-0)	J. Kowar (2-2)	Y. Rios (1)	70°	6:39 PM	2:24	1,703	14,072	1	7	1	8	4	6	0	8	
15	4/19	GWINNETT	L, 6-2	7-8	5th -4.0	B. Burrows (1-0)	J. Heasley (1-2)	-	70°	12:05 PM	2:15	6,641	20,713	2	6	0	5	6	10	0	3	
16	4/20	GWINNETT	L, 9-3	7-9	6th -4.5	B. Moran (1-0)	M. Castillo (0-3)	-	56°	6:37 PM	2:47	2,026	22,739	3	3	1	10	9	10	1	5	
17	4/21	GWINNETT	L, 7-3	7-10	7th -6.0	A. Winans (1-2)	E. Sisk (0-1)	-	44°	6:36 PM	3:01	2,041	24,780	3	9	2	9	7	11	0	8	
18	4/22	GWINNETT	L, 5-2	7-11	6th -7.0	D. Dodd (1-0)	A. Núñez (0-1)	Y. Rios (2)	42°	2:06 PM	2:27	3,025	27,805	2	4	1	2	5	10	0	10	
19	4/23	GWINNETT	W, 5-3	8-11	6th -6.0	M. Mayers (1-1)	N. Kingham (0-3)	N. Wittgren (2)	49°	2:06 PM	2:23	2,046	29,851	5	12	3	6	3	8	0	9	
20	4/25	@ Nashville	L, 8-3	8-12	6th -7.0	R. Gasser (1-0)	J. Heasley (1-3)	-	67°	6:39 PM	2:14	4,127		3	5	1	3	8	11	0	6	
21	4/26	@ Nashville	L, 5-0	8-13	7th -8.0	C. Boushley (1-1)	M. Castillo (0-4)	-	68°	6:37 PM	2:27	5,455		0	4	0	5	5	11	1	8	
22	4/27	@ Nashville	W, 2-1	9-13	7th -7.0	A. Cox (1-0)	J. Junk (2-1)	N. Wittgren (3)	61°	7:19 PM	2:28 (-:44)	3,507		2	8	0	7	1	6	1	8	
23	4/28	@ Nashville	L, 4-3	9-14	7th -7.0	J. Bukauskas (1-0)	J. Dye (0-1)	-	69°	6:37 PM	2:26	6,707		3	5	1	3	4	7	1	4	
24	4/29	@ Nashville	L, 6-5 (10)	9-15	8th -8.0	L. Erceg (3-0)	E. Sisk (0-2)	-	70°	6:39 PM	2:58	9,833		5	8	0	6	6	13	1	15	
25	4/30	@ Nashville	W, 10-6	10-15	7th -7.0	A. Núñez (1-1)	J. Bukauskas (1-1)	-	61°	3:08 PM	3:00 (1:03)	9,469		10	11	1	9	6	9	3	9	
APRIL Hitting Results: .250/.337/.441 (200-for-799), 49 2B, 2 3B, 33 HR, 124 R, 99 BB, 38 SB // APRIL Pitching Results: 9-15, 5.65 ERA (133 ER in 212.0 IP), 3/7 SV, 238 H, 30 HR, 104 BB, 198 K, 1.61 WHIP, .284 AVG														STORM CHASERS				OPPONENT				
GM #	MAY	OPPONENT	SCORE	RECORD	STANDINGS	WIN	LOSS	SAVE	TEMP.	1ST PITCH	TIME	ATT.	HOME ATT.	R	H	E	LO	R	H	E	LO	
26	5/2	LOUISVILLE	L, 10-4	10-16	8th -8.0	A. Abbott (1-0)	M. Castillo (0-5)	-	57°	12:06 PM	2:57	2,024	31,875	4	6	0	10	10	14	2	8	
27	5/3	LOUISVILLE	L, 7-4	10-17	10th -9.0	B. Lively (4-0)	M. Martinez (1-1)	-	60°	11:07 AM	2:20	3,364	35,239	4	10	1	5	7	11	0	7	
28	5/4	LOUISVILLE	L, 12-10	10-18	10th -9.0	R. Wynne (1-1)	D. Parrish (1-1)	-	77°	6:36 PM	2:45	3,333	38,572	10	11	1	9	12	13	4	4	
29	5/5	LOUISVILLE	W, 6-2	11-18	10th -8.0	M. Mayers (2-1)	B. Williamson (1-4)	J. Kowar (1)	63°	6:36 PM	2:14	5,735	44,307	6	5	0	3	2	7	1	7	
30	5/6	LOUISVILLE	W, 11-9	12-18	8th -7.5	E. Sisk (1-2)	J. Kuhnel (0-1)	J. Cuas (1)	78°	6:37 PM	2:57	3,872	48,179	11	12	0	8	9	13	1	6	
31	5/7	LOUISVILLE	L, 4-3	12-19	9th -7.0	Z. Brown (1-1)	B. Kriske (0-1)	A. Busenitz (3)	82°	2:07 PM	2:46	2,469	50,648	3	8	0	7	4	6	0	8	
32	5/9	@ Scranton/WB																				
33	5/10	@ Scranton/WB																				
34	5/11	@ Scranton/WB																				
35	5/12	@ Scranton/WB																				
36	5/13	@ Scranton/WB																				
37	5/14	@ Scranton/WB																				
38	5/16	TOLEDO																				
39	5/17	TOLEDO																				
40	5/18	TOLEDO																				
41	5/19	TOLEDO																				
42	5/20	TOLEDO																				
43	5/21	TOLEDO																				
44	5/23	@ St. Paul																				
45	5/24	@ St. Paul																				
46	5/25	@ St. Paul																				
47	5/26	@ St. Paul																				
48	5/27	@ St. Paul																				
49	5/28	@ St. Paul																				
50	5/30	MEMPHIS																				
51	5/31	MEMPHIS																				
MAY Hitting Results: // MAY Pitching Results:														STORM CHASERS				OPPONENT				
GM #	JUNE	OPPONENT	SCORE	RECORD	STANDINGS	WIN	LOSS	SAVE	TEMP.	1ST PITCH	TIME	ATT.	HOME ATT.	R	H	E	LO	R	H	E	LO	
52	6/1	MEMPHIS																				
53	6/2	MEMPHIS																				
54	6/3	MEMPHIS																				
55	6/4	MEMPHIS																				
56	6/6	@ Indianapolis																				
57	6/7	@ Indianapolis																				
58	6/8	@ Indianapolis																				
59	6/9	@ Indianapolis																				
60	6/10	@ Indianapolis																				
61	6/11	@ Indianapolis																				
62	6/13	COLUMBUS																				
63	6/14	COLUMBUS																				
64	6/15	COLUMBUS																				
65	6/16	COLUMBUS																				
66	6/17	COLUMBUS																				
67	6/18	COLUMBUS																				
68	6/20	@ Rochester																				
69	6/21	@ Rochester																				
70	6/22	@ Rochester																				
71	6/23	@ Rochester																				
72	6/24	@ Rochester																				
73	6/25	@ Rochester																				
1ST HALF Hitting Results: // 1ST HALF Pitching Results:																						

[illegible]

JUNE Hitting Results: TBD// JUNE Pitching Results: TBD

[illegible]

JULY Hitting Results: TBD // JULY Pitching Results: TBD

[illegible]**AUGUST Hitting Results: TBD // AUGUST Pitching Results: TBD**[illegible]

SEPTEMBER Hitting Results: TBD // SEPTEMBER Pitching Results: TBD
2ND HALF Hitting Results: TBD // 2ND HALF Pitching Results: TBD

LF

Tucker Bradley, 16 (6-10)
 Dairon Blanco, 7 (3-3)
 Brewer Hicklen, 3 (1-2)
 Nick Pratto, 3 (1-2)
 Franmil Reyes, 1 (1-0)
 Tyler Gentry, 1 (0-1)

CF

Dairon Blanco, 16 (8-8)
 Samad Taylor, 10 (2-8)
 Nate Eaton, 4 (2-2)
 Brewer Hicklen, 1 (0-1)

RF

Tyler Gentry, 25 (10-15)
 CJ Alexander, 4 (1-3)
 Dairon Blanco, 1 (1-0)
 Nate Eaton, 1 (0-1)

SS

Angelo Castellano, 16 (3-13)
 Maikel Garcia, 14 (8-6)
 Clay Dungan, 1 (0-1)

2B

Samad Taylor, 20 (9-11)
 Nick Loftin, 7 (1-6)
 Angelo Castellano, 4 (2-2)

SP

Mike Mayers, 7 (3-4)
 Jonathan Heasley, 6 (3-3)
 Drew Parrish, 5 (2-3)
 Max Castillo, 5 (0-5)
 Austin Cox, 4 (3-1)
 Daniel Mengden, 1 (1-0)
 Jackson Kowar, 1 (0-1)
 Daniel Lynch, 1 (0-1)
 Marcelo Martinez, 1 (0-1)

3B

Nick Loftin, 18 (9-9)
 Maikel Garcia, 10 (2-8)
 Angelo Castellano, 2 (1-1)
 Nate Eaton, 1 (0-1)

1B

Nick Pratto, 15 (6-9)
 CJ Alexander, 9 (3-6)
 Logan Porter, 7 (3-4)

DH

CJ Alexander, 8 (5-3)
 Tyler Gentry, 4 (2-2)
 Logan Porter, 4 (1-3)
 Brewer Hicklen, 3 (1-2)
 Jakson Reetz, 3 (1-2)
 Franmil Reyes, 3 (1-2)
 Freddy Fermin, 2 (0-2)
 Nick Loftin, 2 (0-2)
 Tucker Bradley, 1 (1-0)
 Dairon Blanco, 1 (0-1)

C

Freddy Fermin, 12 (6-6)
 Logan Porter, 11 (3-8)
 Jakson Reetz, 8 (3-5)

1	2	3	4	5	6	7	8	9
Samad Taylor, 30 (11-19) Dairon Blanco, 1 (1-0)	Maikel Garcia, 24 (10-14) Nick Loftin, 4 (2-2) Nate Eaton, 2 (0-2) CJ Alexander, 1 (0-1)	Tyler Gentry, 26 (9-17) Nick Pratto, 4 (3-1) Nate Eaton, 1 (0-1)	Nick Pratto, 14 (5-9) Logan Porter, 6 (1-5) Tyler Gentry, 4 (3-1) Franmil Reyes, 4 (2-2) Freddy Fermin, 1 (1-0) CJ Alexander, 1 (0-1) Nick Loftin, 1 (0-1)	Nick Loftin, 21 (7-14) Logan Porter, 4 (2-2) CJ Alexander, 3 (3-0) Nate Eaton, 1 (0-1) Freddy Fermin, 1 (0-1) Nick Pratto, 1 (0-1)	CJ Alexander, 12 (5-7) Logan Porter, 9 (2-7) Jakson Reetz, 4 (0-4) Freddy Fermin, 2 (2-0) Brewer Hicklen, 2 (1-1) Nate Eaton, 1 (1-0) Nick Loftin, 1 (1-0)	Freddy Fermin, 10 (3-7) Dairon Blanco, 8 (3-5) Jakson Reetz, 5 (3-2) Brewer Hicklen, 3 (0-3) CJ Alexander, 2 (1-1) Logan Porter, 2 (1-1) Nate Eaton, 1 (1-0)	Dairon Blanco, 14 (7-7) Tucker Bradley, 8 (3-5) Brewer Hicklen, 3 (1-2) Jakson Reetz, 2 (1-1) CJ Alexander, 2 (0-2) Angelo Castellano, 2 (0-2)	Angelo Castellano, 20 (6-14) Tucker Bradley, 8 (3-5) Dairon Blanco, 2 (2-0) Clay Dungan, 1 (1-0)

PLAYER	GS	POSITION										BATTING ORDER								
		C	1B	2B	3B	SS	LF	CF	RF	OF	DH	1ST	2ND	3RD	4TH	5TH	6TH	7TH	8TH	9TH
Tyler Gentry	30					1			25	26	4		26		4					
Samad Taylor	30			20				10		10		30								
Nick Loftin	27			7	18						2		4		1	21	1			
Maikel Garcia	24				10	14							24							
Dairon Blanco	24					6	16	1		23	1	1					8	13	2	
Angelo Castellano	22			4	2	16													2	20
Logan Porter	22	11	7								4				7	4	9	2		
CJ Alexander	21		9						4	4	8		1		1	3	12	2	2	
Nick Pratto	18		15			3				3			4	13	1					
Tucker Bradley	17					16				16	1								9	8
Freddy Fermin	14	12									2				1	1	2	10		
Jakson Reetz	11	8									3						4	5	2	
Brewer Hicklen	8					4	1			5	3						2	3	3	
Nate Eaton	6			1				4	1	5			2	1		1	1	1		
Franmil Reyes	4					1				1	3				4					
Clay Dungan	1				1															1

OUTFIELD ASSISTS (9)

DAIRON BLANCO (3)	LF	1
	CF	2
TUCKER BRADLEY (1)	LF	1
NATE EATON (1)	CF	1
TYLER GENTRY (1)	RF	1
BREWER HICKLEN (1)	LF	1
FRANMIL REYES (1)	LF	1
SAMAD TAYLOR (1)	CF	1

OF LINEUP COMBOS

31 Games

30 Unique Lineup Combinations Used

MOST USED LINEUP (2x)

PLAYER	Pos.
1. Samad Taylor	2B
2. Maikel Garcia	SS
3. Nick Pratto	1B
4. Tyler Gentry	RF
5. Nick Loftin	3B
6. CJ Alexander	DH
7. Freddy Fermin	C
8. Dairon Blanco	CF
9. Tucker Bradley	LF

STORM CHASERS POSITION PRODUCTION

	AVG	AB	H	TB	2B	3B	HR	RBI	BB	SO	OBP	SLG	OPS	SAC	SF	HBP	GIDP
C	.297	111	33	65	8	0	8	22	14	31	.386	.586	.972	0	0	2	2
1B	.192	120	23	48	5	1	6	15	11	34	.259	.400	.659	0	3	1	3
2B	.252	123	31	46	5	2	2	16	13	24	.324	.374	.698	0	2	1	2
3B	.288	125	36	64	7	0	7	25	11	17	.348	.512	.860	0	1	1	7
SS	.241	112	27	43	7	0	3	23	15	31	.326	.384	.710	0	2	0	0
LF	.184	98	18	29	3	1	2	11	22	30	.352	.296	.648	0	1	4	4
CF	.316	114	36	50	8	0	2	9	16	26	.410	.439	.849	1	1	3	5
RF	.220	118	26	44	7	1	3	15	17	30	.331	.373	.704	0	3	4	3
DH	.284	116	33	61	10	0	6	23	13	39	.362	.526	.888	1	0	1	2

STORM CHASERS BATTING ORDER PRODUCTION

	AVG	AB	H	TB	2B	3B	HR	RBI	BB	SO	OBP	SLG	OPS	SAC	SF	HBP	GIDP
1st	.315	127	40	57	7	2	2	19	16	24	.388	.449	.837	0	3	1	2
2nd	.234	124	29	43	8	0	2	22	18	29	.333	.347	.680	0	1	1	3
3rd	.233	116	27	46	6	2	3	17	20	30	.361	.397	.758	0	3	5	3
4th	.208	120	25	51	5	0	7	17	14	36	.288	.425	.713	0	4	1	5
5th	.270	126	34	65	7	0	8	23	6	30	.311	.516	.827	0	1	2	7
6th	.277	119	33	69	9	0	9	19	10	33	.333	.580	.913	0	0	0	2
7th	.231	108	25	42	8	0	3	18	14	28	.331	.389	.720	1	0	2	2
8th	.263	95	25	35	7	0	1	6	22	28	.426	.368	.794	1	0	5	2
9th	.243	107	26	44	4	1	4	20	12	26	.317	.411	.728	0	1	0	2

[illegible]

[illegible]

DATE	OPPONENT	RESULT	IP	H	R	ER	BB	SO	2B	3B	HR	TB	AVG	WHIP	WP	BK	HB	GIDP	IBB	TBF	SV	SVO	ERA (SEASON)
3/31	@ Indianapolis	W, 8-6	9.0	11	6	6	2	7	4	0	1	18	(.297)	(1.44)	0	1	1	1	0	40	1	1	6.00
4/1	@ Indianapolis	W, 12-1	9.0	5	1	1	2	8	1	0	0	6	(.185)	(0.78)	0	0	2	5	0	31	0	0	3.50
4/2	@ Indianapolis	W, 8-3	9.0	11	3	3	5	10	1	1	1	17	(.314)	(1.78)	0	0	0	3	0	40	0	0	3.33
4/4	TOLEDO	L, 9-2	9.0	12	9	9	4	8	6	0	3	27	(.324)	(1.78)	0	0	0	1	0	41	0	0	4.75
4/5	TOLEDO	L, 7-6	9.0	12	7	6	5	10	3	0	1	18	(.316)	(1.89)	1	0	0	2	0	43	0	1	5.00
4/6	TOLEDO	L, 8-5	9.0	10	8	8	8	12	3	0	3	22	(.286)	(2.00)	0	0	0	1	0	44	0	0	5.50
4/7	TOLEDO	W, 9-4	9.0	9	4	4	5	8	0	2	1	16	(.250)	(1.56)	1	0	1	0	0	42	0	0	5.29
4/8	TOLEDO	W, 13-8	9.0	13	8	7	4	8	2	0	0	15	(.317)	(1.89)	0	1	2	1	0	47	0	0	5.50
4/9	TOLEDO	L, 8-2	9.0	13	8	6	4	10	2	0	3	24	(.317)	(1.89)	0	0	1	1	0	46	0	0	5.56
4/11	@ Iowa	L, 9-6	8.0	7	9	9	7	10	3	0	2	16	(.226)	(1.75)	0	0	1	0	0	39	0	0	5.97
4/12	@ Iowa	W, 10-6	9.0	8	6	6	2	10	2	1	2	18	(.235)	(1.11)	0	0	1	1	0	37	0	0	5.97
4/13	@ Iowa	L, 14-1	8.0	15	14	12	4	8	7	0	2	28	(.375)	(2.38)	0	0	2	0	0	46	0	0	6.54
4/14	@ Iowa	W, 11-8	9.0	11	8	7	4	14	2	0	2	19	(.297)	(1.67)	1	0	2	0	1	45	1	1	6.57
4/15	@ Iowa	PPD/Rain																					
4/16 G1	@ Iowa	Cancelled/Snow																					
4/16 G2	@ Iowa	Cancelled/Snow																					
4/18	GWINNETT	L, 4-1	9.0	6	4	4	6	3	0	1	0	8	(.207)	(1.33)	2	0	0	0	0	39	0	0	6.39
4/19	GWINNETT	L, 6-2	9.0	10	6	6	1	9	3	0	2	19	(.286)	(1.22)	0	0	0	1	0	36	0	0	6.36
4/20	GWINNETT	L, 9-3	9.0	10	9	6	5	7	1	1	1	16	(.286)	(1.67)	2	0	0	1	0	41	0	0	6.34
4/21	GWINNETT	L, 7-3	9.0	11	7	4	4	8	4	0	1	18	(.297)	(1.67)	4	1	0	2	0	42	0	0	6.20
4/22	GWINNETT	L, 5-2	9.0	10	5	4	5	5	1	0	1	14	(.294)	(1.67)	0	0	2	1	0	42	0	0	6.08
4/23	GWINNETT	W, 5-3	9.0	8	3	3	3	7	2	0	0	10	(.229)	(1.22)	2	0	0	1	0	39	1	1	5.91
4/25	@ Nashville	L, 8-3	8.0	11	8	8	3	5	2	1	2	21	(.333)	(1.75)	0	0	0	0	0	38	0	0	6.05
4/26	@ Nashville	L, 5-0	8.0	11	5	5	3	5	3	0	1	17	(.333)	(1.75)	0	0	0	0	0	37	0	0	6.03
4/27	@ Nashville	W, 2-1	9.0	6	1	1	5	10	1	0	0	7	(.200)	(1.22)	0	0	1	1	0	36	1	1	5.80
4/28	@ Nashville	L, 4-3	8.2	7	4	3	4	7	1	0	0	8	(.233)	(1.27)	0	0	0	3	0	34	0	1	5.68
4/29	@ Nashville	L, 6-5 (10)	9.1	13	6	5	6	7	2	0	1	18	(.325)	(2.04)	0	0	1	0	0	48	0	1	5.65
4/30	@ Nashville	W, 10-6	9.0	9	6	6	5	9	1	0	1	13	(.257)	(1.56)	3	0	1	0	0	42	0	1	5.66
5/2	LOUISVILLE	L, 10-4	9.0	14	10	10	5	8	1	0	1	18	(.368)	(2.11)	3	0	0	0	0	45	0	0	5.83
5/3	LOUISVILLE	L, 7-4	9.0	11	7	6	4	10	0	0	3	20	(.306)	(1.67)	0	0	1	1	0	41	0	0	5.84
5/4	LOUISVILLE	L, 12-10	9.0	13	12	10	4	8	1	1	6	34	(.333)	(1.89)	0	0	0	1	0	43	0	0	5.99
5/5	LOUISVILLE	W, 6-2	9.0	7	2	2	3	8	1	0	1	11	(.219)	(1.11)	0	0	0	0	0	36	1	1	5.85
5/6	LOUISVILLE	W, 11-9	9.0	13	9	9	3	9	4	0	2	23	(.342)	(1.78)	0	0	1	0	0	42	1	1	5.95
5/7	LOUISVILLE	L, 4-3	9.0	6	4	4	7	10	2	0	1	11	(.188)	(1.44)	1	1	0	0	0	39	0	1	5.89
5/9	@ Scranton/WB																						
5/10	@ Scranton/WB																						
5/11	@ Scranton/WB																						
5/12	@ Scranton/WB																						
5/13	@ Scranton/WB																						
5/14	@ Scranton/WB																						
5/16	TOLEDO																						
5/17	TOLEDO																						
5/18	TOLEDO																						
5/19	TOLEDO																						
5/20	TOLEDO																						
5/21	TOLEDO																						
5/23	@ St. Paul																						
5/24	@ St. Paul																						
5/25	@ St. Paul																						
5/26	@ St. Paul																						
5/27	@ St. Paul																						
5/28	@ St. Paul																						
5/30	MEMPHIS																						
5/31	MEMPHIS																						
6/1	MEMPHIS																						
6/2	MEMPHIS																						
6/3	MEMPHIS																						
6/4	MEMPHIS																						
6/6	@ Indianapolis																						
6/7	@ Indianapolis																						
6/8	@ Indianapolis																						
6/9	@ Indianapolis																						
6/10	@ Indianapolis																						
6/11	@ Indianapolis																						
6/13	COLUMBUS																						
6/14	COLUMBUS																						
6/15	COLUMBUS																						
6/16	COLUMBUS																						
6/17	COLUMBUS																						
6/18	COLUMBUS																						
6/20	@ Rochester																						
6/21	@ Rochester																						
6/22	@ Rochester																						
6/23	@ Rochester																						
6/24	@ Rochester																						
6/25	@ Rochester																						

DATE	OPPONENT	RESULT	AB	R	H	TB	2B	3B	HR	XBH	RBI	BB	IBB	SO	SB	CS	HBP	SAC	SF	GIDP	LOB	AVG (SEASON)
3/31	@ Indianapolis	W, 8-6	40	8	12	16	2	1	0	3	8	9	0	12	5	0	0	0	0	0	14	.300
4/1	@ Indianapolis	W, 12-1	42	12	16	24	2	0	2	4	12	6	0	10	3	0	0	0	2	0	11	.341
4/2	@ Indianapolis	W, 8-3	39	8	12	22	1	0	3	4	8	4	0	5	2	0	1	0	0	0	9	.331
4/4	TOLEDO	L, 9-2	29	2	6	12	1	1	1	3	2	6	0	7	2	0	0	0	0	4	6	.307
4/5	TOLEDO	L, 7-6	34	6	8	18	1	0	3	4	6	4	0	10	1	1	1	0	0	1	6	.293
4/6	TOLEDO	L, 8-5	32	5	7	15	0	1	2	3	3	3	0	12	2	1	0	0	1	1	4	.282
4/7	TOLEDO	W, 9-4	34	9	12	18	3	0	1	4	8	4	0	11	0	0	0	0	1	1	6	.292
4/8	TOLEDO	W, 13-8	36	13	12	26	2	0	4	6	13	5	0	9	0	0	0	0	0	0	4	.297
4/9	TOLEDO	L, 8-2	33	2	6	11	2	0	1	3	2	6	0	12	0	0	2	0	0	0	12	.285
4/11	@ Iowa	L, 9-6	38	6	10	20	4	0	2	6	6	1	0	6	0	0	0	0	0	0	6	.283
4/12	@ Iowa	W, 10-6	38	10	12	29	5	0	4	9	10	3	0	9	1	1	1	0	0	0	5	.286
4/13	@ Iowa	L, 14-1	31	1	6	12	3	0	1	4	1	1	0	4	0	0	0	0	0	1	4	.279
4/14	@ Iowa	W, 11-8	38	11	11	14	3	0	0	3	10	7	0	7	5	1	2	0	1	0	10	.280
4/15	@ Iowa	PPD/Rain																				
4/16 G1	@ Iowa	Cancelled/Snow																				
4/16 G2	@ Iowa	Cancelled/Snow																				
4/18	GWINNETT	L, 4-1	31	1	7	10	3	0	0	3	1	3	0	10	0	1	1	0	1	1	8	.277
4/19	GWINNETT	L, 6-2	31	2	6	14	2	0	2	4	2	3	0	7	2	0	0	0	0	1	5	.272
4/20	GWINNETT	L, 9-3	27	3	3	4	1	0	0	1	3	11	0	10	2	0	0	0	2	1	10	.264
4/21	GWINNETT	L, 7-3	35	3	9	13	1	0	1	2	3	4	0	8	1	0	0	0	0	1	9	.264
4/22	GWINNETT	L, 5-2	27	2	4	8	1	0	1	2	2	4	0	8	0	1	0	0	0	3	2	.259
4/23	GWINNETT	W, 5-3	31	5	12	15	3	0	0	3	5	4	0	7	6	1	0	0	0	0	6	.265
4/25	@ Nashville	L, 8-3	29	3	5	6	1	0	0	1	3	3	0	12	0	0	1	0	0	2	3	.261
4/26	@ Nashville	L, 5-0	30	0	4	5	1	0	0	1	0	2	0	7	3	0	0	0	0	2	5	.255
4/27	@ Nashville	W, 2-1	33	2	8	13	2	0	1	3	2	2	0	11	2	0	1	0	0	1	7	.255
4/28	@ Nashville	L, 4-3	30	3	5	5	0	0	0	0	2	3	0	9	3	1	0	0	0	1	3	.251
4/29	@ Nashville	L, 6-5 (10)	37	5	8	15	4	0	1	5	4	3	0	6	0	0	0	0	0	2	6	.250
4/30	@ Nashville	W, 10-6	34	10	11	23	3	0	3	6	10	7	0	7	3	0	1	1	3	1	9	.253
5/2	LOUISVILLE	L, 10-4	33	4	6	9	1	1	0	2	4	7	0	10	0	1	1	0	0	1	10	.250
5/3	LOUISVILLE	L, 7-4	34	4	10	13	3	0	0	3	4	2	0	6	0	0	0	0	0	3	5	.252
5/4	LOUISVILLE	L, 12-10	40	10	11	17	3	0	1	4	8	4	0	6	6	0	1	0	1	0	9	.253
5/5	LOUISVILLE	W, 6-2	30	6	5	12	1	0	2	3	6	3	0	10	3	0	0	0	0	0	3	.250
5/6	LOUISVILLE	W, 11-9	31	11	12	16	1	0	1	2	10	6	0	6	2	1	4	1	1	0	8	.254
5/7	LOUISVILLE	L, 4-3	35	3	8	17	1	1	2	4	3	2	0	10	2	0	0	0	0	0	7	.253
5/9	@ Scranton/WB																					
5/10	@ Scranton/WB																					
5/11	@ Scranton/WB																					
5/12	@ Scranton/WB																					
5/13	@ Scranton/WB																					
5/14	@ Scranton/WB																					
5/16	TOLEDO																					
5/17	TOLEDO																					
5/18	TOLEDO																					
5/19	TOLEDO																					
5/20	TOLEDO																					
5/21	TOLEDO																					
5/23	@ St. Paul																					
5/24	@ St. Paul																					
5/25	@ St. Paul																					
5/26	@ St. Paul																					
5/27	@ St. Paul																					
5/28	@ St. Paul																					
5/30	MEMPHIS																					
5/31	MEMPHIS																					
6/1	MEMPHIS																					
6/2	MEMPHIS																					
6/3	MEMPHIS																					
6/4	MEMPHIS																					
6/6	@ Indianapolis																					
6/7	@ Indianapolis																					
6/8	@ Indianapolis																					
6/9	@ Indianapolis																					
6/10	@ Indianapolis																					
6/11	@ Indianapolis																					
6/13	COLUMBUS																					
6/14	COLUMBUS																					
6/15	COLUMBUS																					
6/16	COLUMBUS																					
6/17	COLUMBUS																					
6/18	COLUMBUS																					
6/20	@ Rochester																					
6/21	@ Rochester																					
6/22	@ Rochester																					
6/23	@ Rochester																					
6/24	@ Rochester																					
6/25	@ Rochester																					

HITTING

SERIES	OPPONENT	DATES	AVG	G	AB	R	H	TB	2B	3B	HR	RBI	BB	IBB	SO	SB	CS	OBP	SLG	OPS	PA	SAC	SF	HBP	GIDP
SERIES 1	@ Indianapolis	3/31 - 4/2	.331	3	121	28	40	62	5	1	5	28	19	0	27	10	0	.420	.512	.932	143	0	2	1	0
SERIES 2	TOLEDO	4/4 - 4/9	.258	6	198	37	51	100	9	2	12	34	28	0	61	5	2	.355	.505	.860	231	0	2	3	7
SERIES 3	@ Iowa	4/11 - 4/16	.269	4	145	28	39	75	15	0	7	27	12	0	26	6	2	.335	.517	.852	161	0	1	3	1
SERIES 4	GWINNETT	4/18 - 4/23	.225	6	182	16	41	64	11	0	4	16	29	0	50	11	3	.330	.352	.682	215	0	3	1	7
SERIES 5	@ Nashville	4/25 - 4/30	.212	6	193	23	41	67	11	0	5	21	20	0	52	11	1	.292	.347	.639	220	1	3	3	9
SERIES 6	LOUISVILLE	5/2 - 5/7	.256	6	203	38	52	84	10	2	6	35	24	0	48	13	2	.349	.414	.763	236	1	2	6	4
SERIES 7	@ Scranton/WB	5/9 - 5/14																							
SERIES 8	TOLEDO	5/16 - 5/21																							
SERIES 9	@ St. Paul	5/23 - 5/28																							
SERIES 10	MEMPHIS	5/30 - 6/4																							
SERIES 11	@ Indianapolis	6/6 - 6/11																							
SERIES 12	COLUMBUS	6/13 - 6/18																							
SERIES 13	@ Rochester	6/20 - 6/25																							
SERIES 14	IOWA	6/28 - 7/3																							
SERIES 15	@ Gwinnett	7/4 - 7/9																							
SERIES 16	INDIANAPOLIS	7/14 - 7/16																							
SERIES 17	ST. PAUL	7/18 - 7/23																							
SERIES 18	@ Columbus	7/25 - 7/30																							
SERIES 19	@ Louisville	8/1 - 8/6																							
SERIES 20	IOWA	8/8 - 8/13																							
SERIES 21	@ Toledo	8/15 - 8/20																							
SERIES 22	ST. PAUL	8/22 - 8/27																							
SERIES 23	LOUISVILLE	8/29 - 9/3																							
SERIES 24	@ Iowa	9/5 - 9/10																							
Series 25	INDIANAPOLIS	9/12 - 9/17																							
Series 26	@ Columbus	9/19 - 9/24																							

PITCHING

SERIES	OPPONENT	DATES	W	L	ERA	G	GS	CG	SHO	GF	HLD	SV	SVO	IP	H	R	ER	HR	HB	BB	IBB	SO	AVG	WP	BK	GIDP
SERIES 1	@ Indianapolis	3/31 - 4/2	3	0	3.33	3	3	0	0	3	0	1	1	27.0	27	10	10	2	3	9	0	25	.273	0	1	9
SERIES 2	TOLEDO	4/4 - 4/9	2	4	6.67	6	6	0	0	6	0	0	1	54.0	69	44	40	11	4	30	0	56	.303	2	1	6
SERIES 3	@ Iowa	4/11 - 4/16	2	2	9.00	4	4	0	0	4	2	1	1	34.0	41	37	34	8	6	17	1	42	.289	1	0	1
SERIES 4	GWINNETT	4/18 - 4/23	1	5	4.50	6	6	0	0	6	3	1	1	54.0	55	34	27	5	2	24	0	39	.268	10	1	6
SERIES 5	@ Nashville	4/25 - 4/30	2	4	4.85	6	6	0	0	6	6	1	4	52.0	57	30	28	5	3	26	0	43	.284	3	0	4
SERIES 6	LOUISVILLE	5/2 - 5/7	2	4	6.83	6	6	0	0	6	3	2	3	54.0	64	44	41	14	2	26	0	53	.298	4	1	2
SERIES 7	@ Scranton/WB	5/9 - 5/14																								
SERIES 8	TOLEDO	5/16 - 5/21																								
SERIES 9	@ St. Paul	5/23 - 5/28																								
SERIES 10	MEMPHIS	5/30 - 6/4																								
SERIES 11	@ Indianapolis	6/6 - 6/11																								
SERIES 12	COLUMBUS	6/13 - 6/18																								
SERIES 13	@ Rochester	6/20 - 6/25																								
SERIES 14	IOWA	6/28 - 7/3																								
SERIES 15	@ Gwinnett	7/4 - 7/9																								
SERIES 16	INDIANAPOLIS	7/14 - 7/16																								
SERIES 17	ST. PAUL	7/18 - 7/23																								
SERIES 18	@ Columbus	7/25 - 7/30																								
SERIES 19	@ Louisville	8/1 - 8/6																								
SERIES 20	IOWA	8/8 - 8/13																								
SERIES 21	@ Toledo	8/15 - 8/20																								
SERIES 22	ST. PAUL	8/22 - 8/27																								
SERIES 23	LOUISVILLE	8/29 - 9/3																								
SERIES 24	@ Iowa	9/5 - 9/10																								
Series 25	INDIANAPOLIS	9/12 - 9/17																								
Series 26	@ Columbus	9/19 - 9/24																								

 SERIES WINS: 1 (On Road)

 SERIES LOSSES: 4 (3 at Home, 1 on Road)

 SERIES SPLITS: 1 (On Road)

THE LAST TIME OMAHA...

THREW A PERFECT GAME	
THREW A 9-INNING NO-HITTER	6/20/1988 vs. Columbus (Luis Aquino, 2-0 win)
THREW A 7-INNING NO-HITTER	7/13/1990 @ Iowa [G1] (Gene Walter, 3-0 win)
THREW A COMBINED NO-HITTER	4/17/1997 vs. Oklahoma City (Jim Converse and Allen McDill, 2-0 win)
THREW A COMBINED 1-HITTER (9 Innings)	8/26/2019 vs. Nashville (5-0 Win) Pitchers: Arnaldo Hernandez (8.0 IP), Gabe Speier (1.0 IP)
THREW A COMBINED 1-HITTER (7 Innings)	
THREW A COMBINED 2-HITTER (9 Innings)	6/12/2022 vs. Lehigh Valley (10-0 Win) Pitchers: Zack Greinke (5.0 IP), Andrés Núñez (1.0 IP), Marcelo Martínez (2.0 IP) & Brad Peacock (1.0 IP)
THREW A COMBINED 2-HITTER (7 Innings)	
GOT NO-HIT (9 INNINGS)	June 7, 2017 vs. Nashville (4-0 Loss) Pitchers: Chris Smith, Sean Doolittle, Tucker Healy and Simon Castro
GOT NO-HIT (LESS THAN 9 INNINGS)	6/29/2008 vs. Oklahoma [G1] (Dustin Nippert, 2-0 loss)
GOT 1-HIT	8/15/2021 vs. Iowa (10-0 Loss)
GOT 2-HIT	8/17/2022 @ Louisville (4-3 Loss)
THREW A COMBINED 9-INNING SHUTOUT	8/12/2022 @ Toledo (5-0 Win) Pitchers: Drew Parrish (6.0 IP), Collin Snider (2.0 IP), Sam Freeman (1.0 IP)
THREW SHUTOUTS IN 3 STRAIGHT GAMES	8/7/2018 vs. Salt Lake and 8/9 and 8/10/2018 @ Round Rock (5-0, 9-0, 2-0)
THREW BACK-TO-BACK SHUTOUTS	8/9 and 8/10/2018 @ Round Rock (9-0 Win & 2-0 Win)
GOT SHUT OUT IN BACK-TO-BACK GAMES	4/26/2023 @ Nashville (5-0 Loss)
GOT SHUT OUT IN 3 STRAIGHT GAMES	7/23 and 7/24/2022 vs. Iowa (10-0 Loss, 7-0 Loss)
GOT SHUT OUT (LESS THAN 9 INNINGS)	N/A (Since 2005)
WON 10 GAMES IN A ROW	June 5 to June 16, 2012
WON 9 GAMES IN A ROW	May 22 to June 1, 2021
WON 8 GAMES IN A ROW	May 23 to May 30, 2010
WON 7 GAMES IN A ROW	July 21 to July 26, 2015
WON 6 GAMES IN A ROW	August 25 to August 31, 2021
LOST 10 GAMES IN A ROW	August 6 to August 16, 2006
LOST 8 GAMES IN A ROW	June 6 to June 14, 2016
LOST 7 GAMES IN A ROW	April 20 to April 28, 2019
LOST 6 GAMES IN A ROW	May 4 to May 9, 2018
STRUCK OUT 19+ OPPOSING HITTERS	5/6/2021 vs. St. Paul (19)
STRUCK OUT 17+ OPPOSING HITTERS	5/6/2021 vs. St. Paul (19)
STRUCK OUT 15+ OPPOSING HITTERS	9/22/2022 vs. Iowa (15)
STRUCK OUT 10+ OPPOSING HITTERS	5/7/2023 vs. Louisville (10)
SCORED 20+ RUNS IN ONE GAME	7/4/2022 vs. Toledo (20)
SCORED 15+ RUNS IN ONE GAME	7/4/2022 vs. Toledo (20)
SCORED 10+ RUNS IN ONE GAME	5/4/2023 vs. Louisville (10)
ALLOWED 20+ RUNS IN ONE GAME	9/11/2021 @ St. Paul (21)
ALLOWED 15+ RUNS IN ONE GAME	9/11/2022 vs. Indianapolis (19)
ALLOWED 10+ RUNS IN ONE GAME	5/4/2023 vs. Louisville (12)
HAD 27+ HITS IN ONE GAME	7/4/2022 vs. Toledo (27)
HAD 25+ HITS IN ONE GAME	7/4/2022 vs. Toledo (27)
HAD 20+ HITS IN ONE GAME	7/4/2022 vs. Toledo (27)
HAD 15+ HITS IN ONE GAME	4/11/2023 vs. Indianapolis (16)
HAD 10+ HITS IN ONE GAME	5/6/2023 vs. Louisville (12)
ALLOWED 22+ HITS IN ONE GAME	8/2/2019 @ Reno (23)
ALLOWED 20+ HITS IN ONE GAME	8/2/2019 @ Reno (23)
ALLOWED 15+ HITS IN ONE GAME	4/13/2023 @ Iowa (15)
ALLOWED 10+ HITS IN ONE GAME	5/6/2023 vs. Louisville (13)
WALKED 14+ TIMES IN ONE GAME	4/14/2022 vs. Louisville (14)
WALKED 10+ TIMES IN ONE GAME	4/20/2023 vs. Gwinnett (11)
WALKED 8+ TIMES IN ONE GAME	4/20/2023 vs. Gwinnett (11)
ALLOWED 13+ WALKS IN ONE GAME	5/8/2007 vs. Sacramento (13)
ALLOWED 10+ WALKS IN ONE GAME	9/21/2022 vs. Iowa (11)
ALLOWED 8+ WALKS IN ONE GAME	4/6/2023 vs. Toledo (8)
HIT 9+ HOME RUNS IN A GAME	7/3/2022 vs. Toledo (9)
HIT 7+ HOME RUNS IN A GAME	7/3/2022 vs. Toledo (9)
HIT 5+ HOME RUNS IN A GAME	7/3/2022 vs. Toledo (9)
HIT 3+ HOME RUNS IN A GAME	4/30/2023 @ Nashville (3)
ALLOWED 7+ HOME RUNS IN A GAME	9/5/2021 vs. Toledo (7)
ALLOWED 5+ HOME RUNS IN A GAME	5/4/2023 vs. Louisville (6)
ALLOWED 3+ HOME RUNS IN A GAME	5/4/2023 vs. Louisville (6)
HAD 2 PLAYERS HIT 2 HOME RUNS IN A GAME	Nate Eaton & Roman Quinn, 7/4/2022 vs. Toledo (20-6 win)
HIT BACK-TO-BACK HOME RUNS	4/5/2023 vs. Toledo, 6th inning (7-6 loss) Tyler Gentry (3-run) & Logan Porter (solo)
HIT 3 STRAIGHT HOME RUNS	5/21/2021 @ Iowa, 9th inning (9-8 loss) Anderson Miller (2-run), Sebastian Rivero (solo), Gabriel Cancel (solo)
SCORED 10+ RUNS IN AN INNING	12 Runs, 2nd Inning – 4/8/2019 @ Memphis (14-3 win)
SCORED 7+ RUNS IN AN INNING	7 Runs, 8th Inning – 4/2/2023 @ Indianapolis (8-3 win)
SCORED 5+ RUNS IN AN INNING	5 Runs, 5th Inning – 5/6/2023 vs. Louisville (11-9 win)
SCORED 5+ RUNS IN AN EXTRA INNING	6 Runs, 11th Inning – 8/3/2021 @ Columbus (11-7 win)
ALLOWED 10+ RUNS IN AN INNING	10 Runs, 6th Inning – 7/16/2012 vs. Oklahoma City (16-6 loss)
ALLOWED 7+ RUNS IN AN INNING	8 Runs, 4th Inning – 9/11/2022 vs. Indianapolis (19-9 loss)
ALLOWED 5+ RUNS IN AN INNING	6 Runs, 6th Inning – 5/2/2023 vs. Louisville (10-4 loss)
ALLOWED 5+ RUNS IN AN EXTRA INNING	6 Runs, 12th Inning – 7/7/2017 vs. Colorado Springs (8-4 loss)
WON A GAME BY 13+ RUNS	14 Runs – 7/4/2023 vs. Toledo (20-6 win)
WON A GAME BY 10+ RUNS	11 Runs – 4/1/2023 vs. Indianapolis (12-1 win)
LOST A GAME BY 15+ RUNS	16 Runs – 9/11/2022 vs. Indianapolis, (19-3 loss)
LOST A GAME BY 10+ RUNS	13 Runs – 4/13/2023 @ Iowa (14-1 loss)
SCORED 12+ RUNS IN CONSECUTIVE GAMES	9/25/2021 and 9/26/2021 vs. Indianapolis (12-3 Win & 11-2 loss)
SCORED 10+ RUNS IN CONSECUTIVE GAMES	6/26/2022 vs. Columbus & 6/28/2022 @ St. Paul (17-4 Win, 11-1 win)
SCORED JUST ONE RUN WITHOUT AN RBI	5/4/2019 vs. Iowa (6-1 loss)
SCORED MULTIPLE RUNS WITHOUT AN RBI	4/30/2018 @ Iowa (10-3 loss)
SCORED MORE RUNS THAT RECORDED HITS	4/8/2023 vs. Toledo (13-8 win, 13 R on 12 H)
TURNED 6 DOUBLE PLAYS IN ONE GAME	8/25/08 vs. New Orleans
TURNED 5 DOUBLE PLAYS IN ONE GAME	4/1/2023 @ Indianapolis
TURNED 4 DOUBLE PLAYS IN ONE GAME	8/24/2022 vs. Scranton/Wilkes-Barre
TURNED 3+ DOUBLE PLAYS IN ONE GAME	4/28/2023 @ Nashville (3)
TURNED A TRIPLE PLAY	6/31/1992 @ Denver, 1st Inning (3-2 win) 5-4-3 (Fielders: Sean Berry to Stu Cole to Jeff Conine Batter: Jim Tatum)
HIT INTO A TRIPLE PLAY	4/17/2015 vs. New Orleans, Cheslor Cuthbert, 1st Inning (5-3 loss) 5-3-4-6-5-3 (Fielders: Derek Dietrich to Justin Bour to Scott Sizemore to Miguel Rojas to Dietrich to Bour)
COMMITTED 6 ERRORS	5/10/2012 @ Sacramento
COMMITTED 5 ERRORS	4/16/2006 @ Memphis
COMMITTED 4 ERRORS	6/29/2022 @ St. Paul
COMMITTED 3+ ERRORS	4/23/2023 vs. Gwinnett (3)
EVERY STORM CHASER IN THE STARTING LINEUP HAD A HIT	4/23/2023 vs. Gwinnett
EVERY STORM CHASER IN THE STARTING LINEUP SCORED A RUN	4/1/2023 vs. Indianapolis
EVERY STORM CHASER IN THE STARTING LINEUP HAD A HIT AND SCORED A RUN	
LINEUP BATTED AROUND TWICE IN ONE GAME	
WON ON THE LAST AT-BAT OF THE GAME (WALK-OFF WIN)	9/22/2022 vs. Iowa (5-4 Win, 13 innings)
LOST ON THE LAST AT-BAT OF THE GAME (WALK-OFF LOSS)	4/29/2023 @ Nashville (6-5 Loss, 10 innings)
PLAYED BACK-TO-BACK EXTRA-INNING GAMES	7/2 and 7/3/2019 @ Round Rock (7-6 Loss & 9-8 Loss, both 10 innings)
WON BOTH GAMES OF A DOUBLEHEADER	8/22/2022 vs. Scranton/Wilkes-Barre (9-4 Win & 12-10 Win)
PITCHED SHUTOUTS IN BOTH GAMES OF A DOUBLEHEADER	N/A (Since 2005)
LOST BOTH GAMES OF A DOUBLEHEADER	8/29/2018 vs. Colorado Springs (3-2 Loss & 7-0 Loss)
SHUT OUT IN BOTH GAMES OF A DOUBLEHEADER	6/2/2013 vs. Memphis (7-0 Loss, 5-0 Loss)
ALLOWED A 3-HOMER GAME	Christian Encarnacion-Strand, 5/4/2023 vs. Louisville
HAD A CYCLE HIT AGAINST THE CHASERS	Matt McClain, 5/4/2023 vs. Louisville

THE LAST TIME AN OMAHA HITTER...

HAD 6 HITS IN ONE GAME	Matt Diaz, 7/27/2005 @ Portland
HAD 5 HITS IN ONE GAME	Dairon Blanco, 9/15/2022 @ Columbus
HAD 4 HITS IN ONE GAME	Freddy Fermin, 4/11/2023 @ Iowa
HAD 3 HITS IN ONE GAME	Tucker Bradley, 5/6/2023 vs. Louisville
HIT 3 HOME RUNS IN ONE GAME	Ryan McBroome, 6/13/2021 @ St. Paul
HIT 2 HOME RUNS IN ONE GAME	Freddy Fermin, 4/8/2023 vs. Toledo
HIT 2 TRIPLES IN ONE GAME	Angel Franco, 5/6/2016 @ Iowa
HIT 4 DOUBLES IN ONE GAME	Jordan Parraz, 5/18/2010 @ Las Vegas
HIT 3 DOUBLES IN ONE GAME	Dairon Blanco, 9/15/2022 @ Columbus
HIT 2 DOUBLES IN ONE GAME	Tyler Gentry, 5/3/2023 vs. Louisville
HIT 2 SACRIFICE FLIES IN ONE GAME	Samad Taylor, 4/30/2023 @ Nashville
HIT A GRAND SLAM	Brent Rooker, 9/26/2022 @ St. Paul
HIT AN INSIDE-THE-PARK HOME RUN	Bobby Witt Jr., 9/8/2021 @ St. Paul
LED OFF A HOME GAME WITH A HOME RUN	Drew Waters, 8/3/2022 vs. St. Paul
HIT A PINCH-HIT HOME RUN	Drew Waters, 8/16/2022 @ Louisville
HIT A WALK-OFF HOME RUN	Elier Hernández, 5/22/2019 vs. Iowa
HIT A WALK-OFF GRAND SLAM	Nate Eaton, 5/31/2022 vs. Indianapolis
HIT A WALK-OFF PINCH-HIT HOME RUN	Jimmy Govea, 5/7/2022 vs. Columbus
HIT FOR THE CYCLE	Chad Santos, 8/23/2005 vs. New Orleans
	Jimmy Paredes, 5/12/2014 vs. New Orleans
HAD 11 RBI IN ONE GAME	Mike Moustakas, 8/30/2010 vs. Round Rock
HAD 9 RBI IN ONE GAME	Brett Eibner, 4/9/2014 vs. Memphis
HAD 8 RBI IN ONE GAME	Jimmy Paredes, 5/12/2014 vs. New Orleans
HAD 7 RBI IN ONE GAME	Brett Hayes, 4/14/2013 vs. Nashville
HAD 6 RBI IN ONE GAME	Freddy Fermin, 4/8/2023 vs. Toledo
HAD 5 RBI IN ONE GAME	Jakson Reetz, 4/1/2023 @ Indianapolis
HAD 4 RBI IN ONE GAME	Nick Loftin, 5/5/2023 vs. Louisville
SCORED 5 RUNS IN ONE GAME	Brett Eibner, 5/12/2014 vs. New Orleans
SCORED 4 RUNS IN ONE GAME	Maikel Garcia, 9/15/2022 @ Columbus
SCORED 3 RUNS IN ONE GAME	Samad Taylor, 5/4/2023 vs. Louisville
WALKED 4 TIMES IN ONE GAME	MJ Melendez, 8/22/2022 vs. Columbus
WALKED 3 TIMES IN ONE GAME	Freddy Fermin, 4/30/2023 @ Nashville
STOLE 4 BASES IN ONE GAME	Samad Taylor, 5/4/2023 vs. Louisville
STOLE 3 BASES IN ONE GAME	Samad Taylor, 4/26/2023 @ Nashville
STOLE 2 BASES IN ONE GAME	Dairon Blanco, 5/5/2023 vs. Louisville
STRUCK OUT 5 TIMES IN ONE GAME	Drew Waters, 8/10/2022 @ Toledo
STRUCK OUT 4 TIMES IN ONE GAME	Brewer Hicklen, 9/16/2022 @ Columbus
STRUCK OUT 3 TIMES IN ONE GAME	Logan Porter, 5/7/2023 vs. Louisville
REACHED BASE 6 TIMES IN ONE GAME	Nicky Lopez, 7/27/2018 @ Fresno
REACHED BASE 5 TIMES IN ONE GAME	Dairon Blanco, 9/15/2022 @ Columbus
REACHED BASE 4 TIMES IN ONE GAME	Tyler Gentry & Dairon Blanco, 5/6/2023 vs. Louisville
REACHED BASE IN EVERY TRIP TO THE PLATE (6 PA)	Brett Eibner, 4/9/2014 vs. Memphis
REACHED BASE IN EVERY TRIP TO THE PLATE (5 PA)	Drew Waters, 7/27/2022 @ Syracuse
REACHED BASE IN EVERY TRIP TO THE PLATE (4 PA)	Freddy Fermin, 4/11/2023 @ Iowa
HAD 2 HOME RUNS IN THE SAME INNING	Brett Eibner: 5th inning, 5/12/2015 vs. Memphis
HAD 2 DOUBLES IN THE SAME INNING	Jay Dugan: 6th inning, 6/26/2022 vs. Columbus
HAD 2 HITS IN THE SAME INNING	Samad Taylor and Maikel Garcia: 8th inning, 4/2/2023 @ Indianapolis
REACHED 2 TIMES IN THE SAME INNING	Samad Taylor and Maikel Garcia: 8th inning, 4/2/2023 @ Indianapolis
SCORED 2 RUNS IN THE SAME INNING	Brewer Hicklen: 6th inning, 8/26/2022 vs. Scranton/WB
HIT HOME RUNS IN 6 STRAIGHT GAMES	Steve Sisco, June 13 to June 21, 1998
HIT HOME RUNS IN 5 STRAIGHT GAMES	Cory Aldridge, July 27 to August 8, 2009
HIT HOME RUNS IN 4 STRAIGHT GAMES	Nick Pratto, August 19 to August 22, 2021
HIT HOME RUNS IN 3 STRAIGHT GAMES	Brent Rooker, September 23 to September 26, 2022
HIT HOME RUNS IN BACK-TO-BACK GAMES	Nick Loftin, May 4 and May 5, 2023
HIT HOME RUNS IN BOTH GAMES OF A DOUBLEHEADER	Nick Pratto, 4/7/2022 @ Indianapolis
HIT HOME RUNS FROM BOTH SIDES OF THE PLATE, GAME	Tim Raines Jr., 8/20/2009 @ Tacoma
HIT HOME RUN IN FIRST OMAHA AT-BAT	Jakson Reetz, 8/28/2022 vs. Scranton/WB [G1]
HAD 2+ HITS IN 7 STRAIGHT GAMES	Johnny Givotella, August 3 to August 14, 2014
HAD 2+ HITS IN 6 STRAIGHT GAMES	Dairon Blanco, September 10 to September 17, 2022
HAD 2+ HITS IN 5 STRAIGHT GAMES	MJ Melendez, September 25 to October 2, 2021
HAD A 20+ GAME HITTING STREAK	Frank Schwindel, 20 Games: July 22 to August 13, 2018
HAD A 18+ GAME HITTING STREAK	Frank Schwindel, 20 Games: July 22 to August 13, 2018
HAD A 16+ GAME HITTING STREAK	Frank Schwindel, 20 Games: July 22 to August 13, 2018
HAD A 14+ GAME HITTING STREAK	Dairon Blanco, 15 Games: May 15 to July 10, 2022
HAD A 12+ GAME HITTING STREAK	Dairon Blanco, 15 Games: May 15 to July 10, 2022
HAD A 40+ GAME REACHED BASE STREAK	Shane Costa, 46 Games: April 14 to August 8, 2007
HAD A 35+ GAME REACHED BASE STREAK	Alex Gordon, 39 Games: May 9 to June 19, 2010
HAD A 30+ GAME REACHED BASE STREAK	Freddy Fermin, 33 Games: August 3 to September 15, 2022
HAD A 25+ GAME REACHED BASE STREAK	Freddy Fermin, 33 Games: August 3 to September 15, 2022
HAD A 20+ GAME REACHED BASE STREAK	Freddy Fermin, 33 Games: August 3 to September 15, 2022
STRUCK OUT 12 IN A GAME	Jakob Junis, 5/26/2017 @ Nashville
STRUCK OUT 11 IN A GAME	John Lamb, 7/9/2014 vs. Iowa
STRUCK OUT 10 IN A GAME	Jackson Kowar, 7/3/2021 @ St. Paul
WALKED 7 IN A GAME	Josh Staumont, 5/24/2017 @ Nashville
WALKED 6 IN A GAME	Drew Parrish, 6/22/2022 vs. Columbus
WALKED 5 IN A GAME	Drew Parrish, 9/16/2022 @ Columbus
ALLOWED 6 HOME RUNS IN A GAME	Matt Wright, 8/18/2007 vs. Albuquerque
ALLOWED 5 HOME RUNS IN A GAME	Drew Parrish, 5/4/2023 vs. Louisville
ALLOWED 4 HOME RUNS IN A GAME	Jake Kalish, 9/24/2021 vs. Indianapolis
ALLOWED 3 HOME RUNS IN A GAME	Marcelo Martínez, 5/3/2023 vs. Louisville
ALLOWED 2 HOME RUNS IN A GAME	Jonathan Heasley, 4/13/2023 @ Iowa
THREW 120+ PITCHES IN A GAME	Brett Tomko, 5/8/2014 @ Round Rock (127)
THREW 115+ PITCHES IN A GAME	Luke Farrell, 6/8/2017 vs. Nashville (116)
THREW 110+ PITCHES IN A GAME	Christian Binford, 9/3/2017 vs. Iowa (110)
THREW 100+ PITCHES IN A GAME	Jonathan Heasley, 4/25/2023 @ Nashville (104)
THREW 95+ PITCHES IN A GAME	Austin Cox, 4/27/2023 @ Nashville (99)
THREW 90+ PITCHES IN A GAME	Max Castillo, 5/2/2023 vs. Louisville (91)
WON HIS OMAHA DEBUT	Alec Marsh, 9/23/2022 vs. Iowa
THREW AN IMMACULATE INNING	Anthony Swarzak, 6/3/2021 vs. Iowa

ABS CHALLENGE TRACKER (1-FOR-8)

GM # – DATE	OPPONENT	PLAYER CHALLENGING	POSITION	INNING	CALL (COUNT)	OVERTURNED?	PLAY RESULT (COUNT)	UMPIRE
23 – April 28	@ Nashville	Logan Porter	Catcher	▼ 6	Ball (0-0)	No	Lineout, L9 (1-1)	Paul Clemons
23 – April 28	@ Nashville	Maikel Garcia	Batter	▲ 8	Strike (1-0)	No	Groundout, 5-4 (1-1)	Paul Clemons
29 – May 5	vs. Louisville	Jakson Reetz	Catcher	▲ 8	Ball (0-0)	No	Walk (3-0)	Tyler Jones
29 – May 5	vs. Louisville	Jakson Reetz	Catcher	▲ 9	Ball (1-0)	No	Strikeout Looking (2-2)	Tyler Jones
31 – May 7	vs. Louisville	Dairon Blanco	Batter	▼ 2	Strike (3-2)	No	Strikeout Looking (3-2)	Randy Rosenberg
31 – May 7	vs. Louisville	Brewer Hicklen	Batter	▼ 3	Strike (3-2)	YES	Walk (3-2)	Randy Rosenberg
31 – May 7	vs. Louisville	Jakson Reetz	Catcher	▲ 4	Ball (3-2)	No	Walk (3-2)	Randy Rosenberg
31 – May 7	vs. Louisville	Logan Porter	Batter	▼ 5	Strike (3-2)	No	Strikeout Looking (3-2)	Randy Rosenberg

ABS CHALLENGE TRACKER (BY PLAYER)

HITTERS (4)	SUCCESS RATE	CATCHERS (2)	SUCCESS RATE	PITCHERS (0)	SUCCESS RATE
Dairon Blanco – 1	0% – 0-for-1	Logan Porter – 1	0% – 0-for-1		
Maikel Garcia – 1	0% – 0-for-1	Jakson Reetz – 3	0% – 0-for-3		
Brewer Hicklen – 1	100% – 1-for-1				
Logan Porter – 1	0% – 0-for-1				