



MEDIA GUIDE

2022 FAYETTEVILLE WOODPECKERS



TABLE OF CONTENTS

<i>Front Office</i>		<i>Woodpeckers History</i>	
Front Office Directory	2	All-Time Roster	56
Executive Administration	3	Single-Season Highs and Lows	57
Front Office Departments	4-7	Single-Season Individual Records	58-59
Professional Sports Catering	8	The Last Time It Happened	60
Shuckers Name, Logo, Marks and Mascot	9	Yearly Batting & Pitching Leaders	96
Segra Stadium	10-11	Career Batting/Pitching Leaders	62
		Year-by-Year Attendance	63
		All-Time Double-Headers	64
		Postseason History	65
		Woodpeckers Firsts	66
<i>The Woodpeckers</i>		<i>Fayetteville Pro Baseball</i>	
Coaching Staff	13-14	Fayetteville Professional Baseball	68
Photo Roster	15-16	Fayetteville Highlanders/Hilanders	69
Houston Astros 40-man Roster	17	Fayetteville Generals/Cape Fear Crocs	70
		Notes	71
<i>Media Information</i>			
Credentials	19		
Media Regulations	20		
Fayetteville Woodpeckers Broadcast Network	21		
Ground Rules	22		
Baseball Terms of Interest	23-24		
Medical Glossary	25		
<i>Houston Astros</i>			
Houston Astros Directory	27		
Minor League Affiliate History	28		
Sugar Land Space Cowboys (Triple-A)	29		
Corpus Christi Hooks (Double-A)	30		
Asheville Tourists (High-A)	31		
2021 Minor League Award Winners	32		
2018 Draft Picks & Signings	33		
<i>2021 In Review</i>			
Final Hitting Stats	35		
Final Pitching Stats	36		
2021 Day-by-Day	37-38		
Transactions	39		
2021 Highs & Lows	40-41		
Miscellaneous Stats	42		
<i>Opponents</i>			
Augusta GreenJackets	44		
Carolina Mudcats	45		
Charleston RiverDogs	46		
Columbia Fireflies	47		
Delmarva Shorebirds	48		
Down East Wood Ducks	49		
Fredericksburg Nationals	50		
Kannapolis Cannon Ballers	51		
Lynchburg Hillcats	52		
Myrtle Beach Pelicans	53		
Salem Red Sox	54		

The 2022 Fayetteville Woodpeckers Media and Information Guide was designed, written, and edited by the Woodpeckers media relations department.

Special thanks to the Houston Astros front office staff and the 2021 Astros Media Guide for vital contributions.

Statistical information provided by Major League Baseball Advanced Media, Baseball Reference and the Elias Sports Bureau.

The 2022 Woodpeckers Media and Information Guide was printed on 04/06/2019 with all information current through that date. For updates and additional information, please contact Andrew Chapman at achapman@astros.com.

Ownership	Houston Astros
General Manager	Steve Pelle
Assistant General Manager	Pete Subsara

SALES & TICKETING

Director, Ticket Sales & Service	Gabriel Evans
Manager, Sponsorship Strategy & Activation	Brittany Tschida
Account Executive, Sponsorships	Kevin Hughes II
Account Manager, Season Ticket Sales	Jackson Bingham
Account Executive, Tickets	Maurice Spagatner
Account Executive, Tickets	Jon Wingate

OPERATIONS & EVENTS

Director, Field Operations	Alpha Jones
Manager, Events	Rachel Smith
Manager, Baseball Operations	Mike Montesino
Manager, Operations	Matt Chappell
Coordinator, Field Operations	Eli Laney

FINANCE

Director, Finance	Jennifer Carpenter
-------------------------	--------------------

MARKETING & CREATIVE

Coordinator, Broadcasting & Communications	Andrew Chapman
Manager, Community & Media Relations	Kristen Nett
Manager, Marketing & Communications	Danyel Beaver
Coordinator, Ballpark Entertainment	Brian Barber
Manager, Creative Services	Ryan LeFevre
Coordinator, Graphics & Video Production	Tania Aho
Manager, Retail	Victoria Lark

PROFESSIONAL SPORTS CATERING

Director of Operations	Lindsay Robb
Manager, Concessions	Brett Burke

SEGRA STADIUM

460 Hay Street
 Fayetteville, NC 28301
 Hours of Operation: M-F, 9:00 am - 5:00 pm
 910-339-1989
info@fayettevillewoodpeckers.com
www.fayettevillewoodpeckers.com

**THE BIRDS' NEST TEAM STORE**

460 Hay Street
 Fayetteville, NC 28301
 Hours of Operation: M-F, 9:00 am - 5:00 pm
 Saturday: 10:00 am - 3:00 pm and open during all Woodpeckers home games.
 Sunday: Closed
 910-339-1989
vlarl@astros.com
www.fayettevillewoodpeckers.milbstore.com

TRUIST BOX OFFICE

460 Hay Street
 Fayetteville, NC 28301
 Hours of Operation: M-F, 9:00 am - 5:00 pm.
 Saturday and Sunday during home games, 10:00 am - first pitch.
 Group or Ticket Packages: 910-339-1989
 Single-Game Tickets: 910-339-1989
www.fayettevillewoodpeckers.com/tickets


STEVE PELLE, GENERAL MANAGER

Steve joined the Astros organization in October of 2021. He serves as the General Manager and team leader of the Woodpeckers Organization.

Prior to joining the Astros, Steve worked for the Inland Empire 66ers for 11 seasons as the Director of Groups Sales, Director of Marketing, Director of Corporate Sales and Assistant General Manager.

Steve received his bachelor's degree in Sport Management from Peru State University.

Outside of Segra Stadium, Steve enjoys tennis, karaoke, good wine, cruising (on a boat) and hanging with his Wife Jessica and 4 dogs Rue, Radar, Inky and Dexter. A native of San Diego, CA, Steve is a huge San Diego Padres fan.

PETE SUBSARA, ASSISTANT GENERAL MANAGER

Pete joined the Astros organization in November of 2018. He serves as the lead designer for the club, working with the creative team to conceptualize and design projects across the organization. In this capacity, Pete oversees the Woodpeckers marketing, ballpark entertainment and community relations teams.


Prior to joining the Astros, Pete worked for the Rockford IceHogs of the American Hockey League. As the Game Operations & Community Relations Coordinator for two years, he handled all game-entertainment and worked closely with non-profits in the Rockford community. Before joining the IceHogs, Pete served as the Director of Promotions & Community Relations with the Hickory Crawdads for three seasons.

Pete received his bachelor's degree in Sport Management from SUNY Brockport in 2011. He was born and raised in Buffalo, New York.

BUNKER, DIRECTOR OF FUN

Bunker has built his nest at Segra Stadium, right in the heart of downtown Fayetteville, North Carolina & minutes away from the world's largest military installation: Fort Bragg. His favorite hobbies are pecking trees, playing baseball, & dancing! Fun Fact: Bunker was named after a very important leader of the 82nd Airborne Division, General Matthew Bunker Ridgeway, who led the United States to victory in World War II.



DANYEL BEAVER - MANAGER, MARKETING & COMMUNICATIONS

Danyel joined the Astros organization in May of 2021. As the Marketing and Communications Manager, Danyel manages all social platforms for the team, the website and communications.

Prior to joining the Astros, Danyel spent two years working in the athletics department at Baylor University, first as an operations assistant and then as the Assistant Character Formation Coordinator.

Danyel received her bachelor's degrees in journalism and dance performance and choreography from East Carolina University and a master's in sports management from Baylor University.

In her free time, Danyel likes to travel, do anything in the outdoors and spend time with her dog, Red.

RYAN LEFEVRE - MANAGER, CREATIVE SERVICES

Ryan joined the Astros' organization in February of 2018. As the Manager of Creative Services, Ryan serves as the lead designer for the Woodpeckers, with a focus on design projects across the organization.

Prior to joining the Astros, Ryan was the Production Manager for the Lansing Lugnuts (Class-A Blue Jays). As the Production Manager, Ryan oversaw all production and graphic design for the team, making all the graphics and managing the production staff for each game. Before joining the Lugnuts, he was a Production Assistant for the New Hampshire Fisher Cats (AA Toronto Blue Jays).

Ryan received his bachelor's degree in Communications from the University of New Haven. Ryan was born and raised in Connecticut.

KRISTEN NETT - MANAGER, COMMUNITY & MEDIA RELATIONS

Kristen joined the Woodpeckers in August 2021 as the Community and Media Relations Manager. Kristen received her bachelor's degree from the University of Nebraska-Lincoln (GO BIG RED!) in Child, Youth and Family Studies. She loves that she can combine her love of helping others with her love of sports!

Before joining the Woodpeckers, Kristen served as the Community Relations and Promotions Associate with the Rocky Mountain Vibes in Colorado Springs, CO, and the Community Relations and Social Media Intern with the West Virginia Power in Charleston, WV. At the University of Nebraska, she worked for Nebraska Athletic Communications for three years and spent a year as the Sports Information Director for the men's gymnastics team.

Outside of Segra Stadium, Kristen enjoys singing, reading, playing instruments, podcasting, and traveling (she has lived in 6 states already!). A native of Stoughton, Wisconsin, Kristen is a huge cheese head and loves to cheer on the Green Bay Packers, Chicago Cubs, Boston Celtics, and Nebraska Cornhuskers.

BRIAN BARBER - COORDINATOR, BALLPARK ENTERTAINMENT

Brian Barber joined the Astros Organization in April of 2019. As the Coordinator of Ballpark Entertainment, Brian works with the creative team to develop entertaining content for in-game, digital and other out-bound applications. He also works interdepartmentally with other areas such as Special Events, Ticket Sales, Retail, and Community Relations. Brian originally started with the Woodpeckers as a community/in-game entertainment representative.

Prior to joining the Astros full-time, Brian was employed by his alma mater as the Social Media Coordinator for the Division of Student Affairs and the Office of Student Engagement at Fayetteville State University.

Brian received his bachelor's degree in Communications and a Minor in Psychology from Fayetteville State University in 2020. Brian is from Fayetteville, NC by way of Ellicott City, Maryland.

ANDREW CHAPMAN - COORDINATOR, BROADCASTING & COMMUNICATIONS

Chapman joined the Woodpeckers prior to the 2021 season and enters his fourth year working in MiLB. Prior to moving to Fayetteville, he served as the Broadcaster and Media Coordinator of the Jackson Generals (Jackson, TN) in the Southern League. He has also spent time living on the Mississippi Gulf Coast and in Southern California as the Broadcast and Media Relations Assistant for the Biloxi Shuckers in 2019, and the Rancho Cucamonga Quakes of the California League in 2018.

A Stockton, CA native, Chapman graduated from Arizona State University with a journalism and mass communication degree from the Walter Cronkite School in 2017. At ASU, he called play-by-play for Arizona State baseball, softball, football, and basketball on student radio and PAC-12 Digital Networks.

TANIA AHO - COORDINATOR, GRAPHICS & VIDEO PRODUCTION

Tania joined the Astros organization in February of 2022. As Graphics and Video Production Coordinator, she works with the creative team to design and develop marketing materials for the Woodpeckers, as well as capture content throughout the stadium.

Tania is a Cincinnati, Ohio native and received her BSD in Visual Communication Design with a research distinction from The Ohio State University (O-H!). Prior to joining the Astros, she worked as a designer in other fields including academics, finance and home textiles.

Outside of the stadium, Tania enjoys traveling, camping, hiking and photography and is on a quest to visit all of our National Parks.

GABRIEL EVANS - DIRECTOR, TICKET SALES & SERVICE

Gabriel Evans joined the Astros organization in August of 2018. As Manager of Ticket Operations of the Fayetteville Woodpeckers, Gabriel oversees all ticketing operations.

Prior to joining the Astros, Gabriel was employed by Campbell University in the athletic department. As the Director of Equipment, Gabriel oversaw the athletic departments equipment operation from purchasing and delivering to various sports on campus. Prior to his time at Campbell, Gabriel was an intern in Athletic Game Operations where he gained valuable experienced in athletics.

Gabriel received his bachelor's degree in Sports Management from Catawba College and is currently pursuing his MS in Sports Administration. Gabriel was born and raised in Fayetteville, NC.

BRITTANY TSCHIDA - MANAGER, SPONSORSHIP STRATEGY & ACTIVATION

Brittany Tschida joined the Astros organization in August of 2018. As the Manager of Sponsorship Strategy & Activation, she is responsible for the fulfillment of partnerships and providing strategic planning support for potential sponsors.



A native of Fayetteville, Brittany is no stranger to the area nor baseball. Before joining the Astros, Brittany worked with the Fayetteville SwampDogs. As Assistant General Manager, Brittany oversaw summer employment, operations, and sales. Before taking the full time position, Brittany completed multiple internships with the SwampDogs and the Chowan University Athletic Department, gaining valuable experience in the world of sports.

She earned her bachelor's degree in Sport Management with a concentration in Business Administration from Chowan University.

KEVIN HUGHES II - ACCOUNT EXECUTIVE, SPONSORSHIPS

Kevin Hughes joined the Astros organization in July of 2019. As the Account Executive of Sponsorships, Kevin works with new and existing sponsors to develop individual packages that fit their needs.


Prior to the Astros, Kevin spent 3 years working for Lamar Advertising in the Asheville NC and Eastern Tennessee offices. While at Lamar, he worked closely with local small businesses and national brands to place outdoor advertising throughout the regions. He was a member of a sales team that won multiple national sales competitions.

Kevin graduated from Montreat College with a Bachelor of Science in Business Administration with a focus in marketing. While at Montreat, he was a 4-year member of the baseball team, and a member of student government. Kevin is a below average golfer but will never give up. He also enjoys watching and attending NASCAR races. Kevin was born in Goldsboro, NC on Seymour Johnson AFB and was raised in Fairview, NC just outside of Asheville.

JACKSON BINGHAM - ACCOUNT MANAGER, SEASON TICKET SALES

Jackson joined the Astros organization in April of 2019. As the Client Services Coordinator, Jackson plays an essential role in effectively communicating with our season ticket holders, providing exemplary customer service, improving the season ticket holder fan experience, and generating yearly ticket package renewals.

Prior to joining the Astros, Jackson worked for the Holly Springs Salamanders of the Coastal Plain League. He started as a Marketing Intern with the Salamanders and worked to become the Promotions Director in 2018. Jackson originally started with the Woodpeckers as the Ballpark Entertainment Intern in 2019. A four-year Men's Lacrosse letterman at Methodist University, Jackson graduated in May 2019 with a Bachelor's degree in Business Administration and Sport Management. Jackson is from Holly Springs, NC.

MAURICE SPAGATNER - ACCOUNT EXECUTIVE, TICKETS

Maurice joined the Astros organization in 2021 marking his entry into the world of sports. As the Account Executive of Tickets, Maurice works with new and returning clients to curate ticket packages, group and hospitality events, as well as fundraisers.

Before making the leap into professional sports, Maurice spent some time working for a Brunswick County lifestyle magazine as an Account Executive. However, most of his positions have been in the service industry where he has helped to open, develop, and manage numerous bars and restaurants.

Maurice was born in Berlin, Germany and is a British citizen. Moving to NC from Europe at a young age, he has spent most of his years growing up in the Fayetteville area. He became a dual American/British citizen at 18 making him a first-generation naturalized immigrant in his family. Maurice attended Cape Fear Community College and UNC Wilmington where he studied marketing and computer science with a focus on digital art. Go Hotspurs!

JON WINGATE - ACCOUNT EXECUTIVE, TICKETS

on joined the Astros organization in February of 2022. As an Account Executive, Jon plays a role in working with new and returning clients to curate ticket packages, group and hospitality events, as well as fundraisers.

Prior to joining the Astros, Jon worked for the York Revolution from the Independent League. He started as the home club house intern before accepting the position of visiting club house manager his first year with the team. He then accepted the position of home club house manager for the team where he got to work closely with the players and coaching staff.

Jon graduated from Methodist University to pursue his dream of working in professional baseball. He graduated with a degree in Sport Management and Accounting.

VICTORIA LARK - MANAGER, RETAIL

Victoria joined the Astros organization in March of 2020. As the Manager of Retail Operations, she slings merch. Prior to joining the Astros, Victoria worked in marketing with the Miami Marlins.

Victoria graduated from Johnson & Wales – North Miami with a Bachelor's degree in Sports, Entertainment, & Event Management with a specialization in sports.

Victoria was raised in West Palm Beach, Florida. In her free time, she loves spending time with her dog and going on adventures. Her favorite season is the one where the NFL and NBA are on at the same time- then you can find her cheering on her Indianapolis Colts and Miami Heat.

JENNIFER CARPENTER - DIRECTOR, FINANCE

Jennifer Carpenter is originally from Arlington, Texas and joined the Houston Astros organization in January 2013 as an intern for the Finance Department. She was hired full-time after three weeks and primarily worked as Accounts Receivable for the team.

Previously she has worked for the City of Arlington as a 911 Operator/Police Dispatcher, supervisor of the vault at Six Flags Over Texas and a volunteer at the White House.

Jennifer has a Bachelors in Biology from the University of Texas, Arlington and a Bachelors in Accounting Control Systems from the University of North Texas.

ALPHA JONES - DIRECTOR, FIELD OPERATIONS

Alpha has kept the playing surface at Segra Stadium in pristine condition since his arrival to the Woodpeckers in March of 2019. He previously served as the head groundskeeper at The DAP for the Durham Bulls in nearby Durham, North Carolina.

Before his career in Minor League Baseball, Alpha was an Assistant Athletic Director at Longwood University in Virginia. He also gained field operations experience as a team lead managing the operation at WakeMed soccer park. When not grooming the field, he enjoys playing the drums and saxophone, and cheering on the Pittsburgh Steelers and Houston Astros. He and his wife, Beth, have a son, Jordan, along with two daughters, Jasmine and Justine. They also have two granddaughters, Laila and Lillian.

ELI LANEY - COORDINATOR, FIELD OPERATIONS

Kennedy returns after a brief, year-long stint on the DL for his fourth season with the Shuckers. Three years and eight phone-calling elbow surgeries later he decided to make a switch from Ticket Sales Executive to Stadium Operations Manager.

Kennedy received his B.A. in History from the University of South Alabama, where he played for the Jaguars football team from '11 - '13. He also received his M.S. in Sport Management from the University of Southern Miss. A Mississippi Coast native, he calls Gulfport home.

In his free time he enjoys watching sports, grilling, and playing with his cats.

RACHEL SMITH - MANAGER, EVENTS

Rachel joined the Astros organization in October 2018. As Manager of Events, Rachel will oversee all events held when baseball is not being played at the park.

Prior to joining the Woodpeckers, Rachel was employed by the Lancaster Barnstormers of the Atlantic League. As a Business Development Specialist and Game Presentation Coordinator, she was responsible for hosting group outings, hospitality events, and non-game day events as well as coordinating game presentation and promotions for the team.

Rachel received her bachelor's degree in marketing from Pennsylvania State University where she held an internship with the Marketing Department for Penn State Intercollegiate Athletics. Rachel was born and raised in Harrisburg, Pennsylvania. In her free time, Rachel enjoys hiking with her husband Hunter and their two dogs Reagan and Harrison and riding her horse Kirby.

MIKE "MAGIC" MONTESINO - MANAGER, BASEBALL OPERATIONS

Michael "Magic" Montesino joined the Astros organization in June of 2015. As Manager of Baseball Operations for the Fayetteville Woodpeckers, Mike oversees all clubhouse operations and baseball operations.

Prior to joining the Astros, Magic was employed by his alma mater, Florida International University, where he worked in facility and event management. In this position Mike assisted in putting together various events. Before coming on board in this role, he was a manager for the FIU Men's basketball team. Mike also worked at the former Astros Rookie affiliate in Greeneville, Tennessee, as well as the Class A affiliate in Davenport, Iowa.

Mike received his bachelor's degree in Recreation/Sports Management from Florida International University. He was born and raised in Miami, Florida.

MATT CHAPPELL - MANAGER, OPERATIONS

Matt Chappell joined the Astros organization in May 2021. As Manager of Operations, he is responsible for general facility upkeep, game operations, janitorial and event security.

Prior to joining the Fayetteville Woodpeckers, Matt worked in athletics at East Carolina University as a graduate assistant in the operations department. At ECU he worked in athletic facility maintenance and game operations for the softball, football and basketball programs.

Matt received both his bachelor's degree in business management and a master's in sports management from East Carolina University in 2018 and 2020. Matt was born and raised in Hertford, NC, enjoys the outdoors and loves spending time with his friends and family.

LINDSAY ROBB - DIRECTOR, PROFESSIONAL SPORTS CATERING OPERATIONS

Lindsay Robb started with Fayetteville in November 2021. She came from the Oklahoma City Dodgers, where she was the Director of F&B Operations. She joined Professional Sports Catering in 2016 as the Catering Manager for the OKC Dodgers. Prior to that, she worked for Pinehurst Resort in Pinehurst, NC as the Catering Sales Manager, where she handled weddings and one-day catering events. Lindsay is a graduate of Methodist University, with a degree in Business Administration and a concentration in Professional Golf Management.

Lindsay was born and raised in Connecticut. She moved to North Carolina to go to college and then spent 20 years enjoying the South. She moved to Oklahoma in 2016 and is happy to be back to North Carolina with her husband and their dog and cat. She enjoys playing golf, reading, camping and hiking.

BRETT BURKE - MANAGER, CONCESSIONS

Brett started with Fayetteville in April 2021. He came here from the Gwinnett Stripers where he was the concessions manager briefly before Covid. Prior to that he was the Assistant GM and Director of Operations for the Burlington Royals formerly of the Appy League. Brett graduated from Syracuse University with a masters in Sport Venue and Event Management.

Brett is originally from Maine and moved to North Carolina in 2018. He loves to play golf, hike and visit other stadiums and ballparks in his free time!






Primary Logo



Home Hat Logo



Road Hat Logo



Black Ops Logo



1918 Logo



Script Banner Logo



Copa de la Diversion Logo

SEGRA STADIUM

Segra Stadium is a baseball park in Fayetteville, North Carolina. It is the home of the Fayetteville Woodpeckers, Low-A affiliate of the Houston Astros playing in the Carolina League. It opened in 2019 and seats up to 4,786 people. The site is immediately surrounded by the Airborne & Special Operations Museum, Fayetteville station, and the Prince Charles Hotel. The Woodpeckers are the first minor league baseball team in Fayetteville since the Cape Fear Crocs moved to Lakewood, New Jersey after the 2000 season. .

On August 17, 2016, the City of Fayetteville signed a memorandum of understanding with the Houston Astros of Major League Baseball to keep a Class A team at the ballpark for 30 years. As part of the deal, Barton Malow contracted 83 percent of the construction to local and Small Disadvantaged Business Enterprise contractors.

In conjunction with the ballpark financing, Prince Charles Holdings plans to invest \$15 million toward renovating the adjoining Prince Charles Hotel into apartments.

The company also intends to invest an additional \$60 million toward a hotel, 150 residential units, 10,000 sq ft of retail space, and a parking garage at the same stadium site.

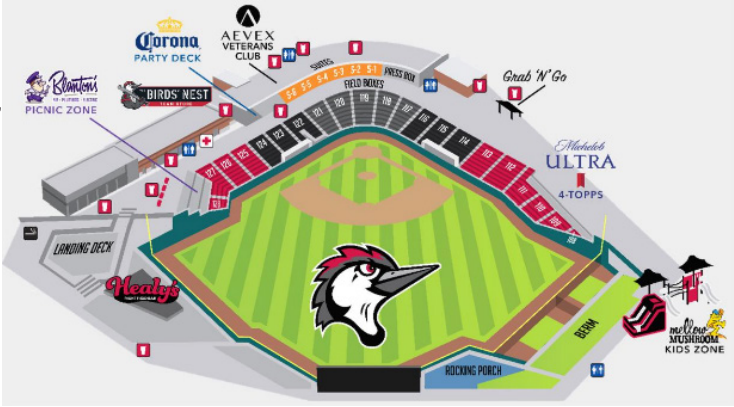
Groundbreaking took place on August 21, 2017. On February 7, 2019, the team announced a naming rights agreement with Segra, an independent fiber bandwidth company, to call the facility Segra Stadium.

The ballpark's first game was held on April 18, 2019, between the Woodpeckers and the Carolina Mudcats. Carolina defeated Fayetteville, 7–5, before a sellout crowd of 6,202 people. Fayetteville starting pitcher Enoli Paredes recorded the stadium's first strikeouts as he retired the first three Mudcats batters on strikes to open the game. The first hit was a single in the bottom of the first inning off the bat of Fayetteville's Bryan De La Cruz. The first home run was hit in the top of the second inning by Carolina's Payton Henry.

ABOUT FAYETTEVILLE: Fayetteville is a city in Cumberland County, North Carolina, United States. It is the county seat of Cumberland County, and is best known as the home of Fort Bragg, a major U.S. Army installation northwest of the city. Fayetteville has received the All-America City Award from the National Civic League three times. It is the 6th-largest city in North Carolina. Fayetteville is in the Sandhills in the western part of the Coastal Plain region, on the Cape Fear River.

With an estimated population in 2019 of 526,719 people, the Fayetteville metropolitan area is the largest in southeastern North Carolina, and the fifth-largest in the state.

Suburban areas of metro Fayetteville include Fort Bragg, Hope Mills, Spring Lake, Raeford, Pope Field, Rockfish, Stedman, and Eastover. Fayetteville's mayor is Mitch Colvin, who is serving his second term.



SEGRA STADIUM FACTS AND FIGURES

Owner	City of Fayetteville
Tenant	Fayetteville Woodpeckers (30-year lease)
Groundbreaking	August 21, 2017
Opened	April 18, 2019
Architect	Populous
Builder	LHC Structural Engineers
Square Feet	51,983
Capacity (Baseball)	5,290
Capacity (Concerts)	10,000 (subject to change based on stage position and setup)
Dimensions	LF- 319', CF- 400', RF- 330'
Plate to backstop	34 ft. 9 in.
Surface	Grass

Stadium Features: Segra Stadium, a new \$40 million baseball stadium in Fayetteville, North Carolina, is the home of the Fayetteville Woodpeckers, a Minor League Baseball team playing in the Carolina League. The ballpark accommodates about 5,290 spectators for in-season baseball games, and possibly more during special events happening year-round. The stadium features real turf grass and a large digital video board, measuring 75 feet in width. There are a variety of viewing options in park: regular seats, picnic style relaxation on the left outfield berm, and even a section of rocking chairs past the center outfield wall. Enjoying a night out at the ball field is possible for the whole family. A dedicated Kids Zone keeps young ones busy while tiring them out and adults can relax with a drink in hand at the Healy's Bar in right field. Concessions are located conveniently throughout the concourse. The site is immediately surrounded by the Airborne & Special Operations Museum, Fayetteville station, and the Prince Charles Hotel.

Other Uses: Besides being the home field for the Woodpeckers, the ballpark hosted the Big South Tournament as a neutral site in 2019 and 2021. The 2020 tournament at Segra Stadium was cancelled due to the coronavirus pandemic. From February 28 to March 1, 2020, Segra Stadium hosted the Armed Forces Invitational Baseball Tournament between Army West Point Black Knights, the Air Force Academy Falcons, and Campbell University Fighting Camels. In 2022, Segra Stadium hosted the four-team All-American Classic featuring Campbell University, Ohio State, Army.

Healy's Bar: Healy's Right Field Bar is the perfect space to host an outdoor, relaxed event. Guests can enjoy a variety of seating arrangements, including high top bar seats, couches, and outdoor furniture.

Segra Stadium Video Board: The left field board is full color LED and is 75' x 20'.

Trust Box Office: The Trust Box Office is located on the south side of Segra Stadium off of Hay Street. There are five ticket windows available in the main box office.

Seating Arrangement: Reserved Seats (1,546 Total Seats), ADA Seating (50 Total Seats), LF 4-Tops Seating (92 Total Seats), LF Seating Berm (364 Total Seats), RF Field Boxes (80 Total Seats), Concourse Suites (96 Total Seats), Rocking Porch/Park (36 Total Seats), RF Grill & Bar (156 Total Seats), Standing Room Only (238 Total Seats).

Parking: There is one parking garage within approximately 100 feet of the stadium. Limited media parking will be available on a first-come, first-served basis on the south side of Segra Stadium on Maiden Lane. Media will enter the ballpark on the south entrance.



Woodpeckers Ticket Outlets:

Trust Box Office
(228) 233-3465 (groups and ticket package purchases)
www.fayettevillewoodpeckers.com

Physical Address:

Segra Stadium
460 Hay Street
Fayetteville, NC 28301

THE WOODPECKERS



JOE THON, MANAGER

Thon makes his return to Fayetteville and begins his first season as Woodpeckers manager after serving as a development coach in 2021.

As the development coach, Thon helped coach Woodpeckers hitters and fielders, as well as assist with lineup planning and creating reports on individual athletes on the team.

Prior to joining the Astros as a full-time coach, Thon served as a summer intern with the organization during the 2019 summer. He helped analyze and balance revenue summaries, verified accounts for reconciling payments and processed and organized invoices for the Astros and Astros Foundation.

Following his internship, Thon broke into the coaching ranks by joining the University of Houston Baseball program in August 2019 as a student assistant coach before becoming the volunteer assistant prior to the 2020 season. After one season with UofH, Thon returned to the Astros in a full-time coaching role.

The former Minor League infielder enjoyed a seven-year minor league playing career. Thon was drafted in the 5th round (pick 156) by the Toronto Blue Jays in 2010 out of Academia Perpetuo Socorro in San Juan, Puerto Rico. He played in the Blue Jays organization until 2016 when he signed to join the St. Louis Cardinals. Thon played in the Cardinals farm system through 2017, reaching as high as Double-A with the Springfield Cardinals. His playing career concluded in 2017 in the Independent Atlanta League with the Sugar Land Skeeters, now the Triple-A Affiliate of the Astros. In total, Thon appeared in over 500 games across his MiLB career, posting a .243/.356/.318 slash line with 79 doubles, 17 triples, 27 home-runs and 178 RBI. Thon also played for Liga de Beisbol Profesional Roberto Clemente in Puerto Rico from 2010 through December 2016.

Thon comes from a deep baseball background. He is the son of former Astros shortstop Dickie Thon, a 1983 All-Star with Houston who enjoyed a 15-year MLB career with the California Angels, Astros, Padres, Phillies, Rangers and Brewers.

Joe and his fiancé Erika spend their offseasons living in Houston with their dogs.

JOHN KOVALIK, PITCHING COACH

John Kovalik takes over as the third pitching coach in Woodpeckers history, bringing three years of coaching experience to the Woodpeckers staff. The 30-year-old enters his fourth season in the Astros organization after serving as the pitching coach for the Tri-City Valley Cats in 2019, along with the pitching coach for the Florida Complex League Astros in 2021. While with the Valley Cats, Kovalik coached Astros farmhands and future big leaguers Luis Garcia, Jose Urquidy and Shawn Dubin along with other high-level pitching prospects.

Prior to his time with the Astros, Kovalik spent three seasons as pitching coach (2016-2018) at Slippery Rock University, where he oversaw all aspects of the team's pitching program.

Kovalik earned his bachelor's degree from Slippery Rock, where he also pitched for the baseball team. Following his college career he played four seasons in the Independent leagues for the Frontier Greys and the Gary-Southshore Railcats. Kovalik trained at Driveline Baseball during the 2016 and 2017 offseasons.

JOSE PUENTES, HITTING COACH

Joining the Woodpeckers for his first season with the franchise and third season in the Astros organization is hitting coach Jose Puentes.

Puentes started his career with the Astros as a hitting coach in the Dominican Summer League and most recently served as hitting coach with the Florida Complex League Astros in 2021.

He has coached at the high school level at MacArthur High School, Johnson High School, Steele High School and Wagner High School. From 2006-2007, he was the head baseball coach at St. Anthony Catholic High School. Puentes has owned and operated two hitting academies, Gap to Gap Academy and Cardinals Select Baseball Academy.

He earned his bachelor's degree in Spanish and Master's degree in teaching from University of Incarnate Word along with a Master's degree in education from the University of Texas at San Antonio.

COACHING STAFF

VINCENT BLUE, DEVELOPMENT COACH




New to the Woodpeckers and the Astros organization is development coach Vincent Blue. Blue begins his first season as a coach in the Astros organization and first with the Woodpeckers. Before his time in Fayetteville, the 39-year-old spent time as the Owner and Director of BE Elite Baseball Academy along with being the Founder and Director of the Universal Baseball Players Association (UBPA).

Blue was selected by the Detroit Tigers in the 10th round of the 2001 draft out of Lamar HS (Houston, TX). He was an outfielder for seven seasons in the Tigers system (2001-2007), making it as high as Triple-A in 2007 with the Toledo Mud Hens. He finished his career with five seasons (2007-2012) of independent baseball across the Atlantic League, American Association, United Baseball League, Canadian-American Association and North American League. During his MLB career, he accumulated a .261 batting average with 4 home runs, 125 stolen bases and a .339 career on-base percentage.



ERIK BRAUN, ATHLETIC TRAINER



Braun joins Fayetteville after working as an athletic trainer at Probility Physical Therapy from October 2019-April 2021.

Before joining the Houston system in 2021, Braun spent the 2019 season in the Milwaukee Brewers organization as a sports medicine intern where he focused on injury prevention and performance enhancement. He has also worked in the NHL with the Detroit Red Wings as a Physiotherapy Assistant from July 2017-2018.

Braun earned a bachelor's degree in athletic training from Grand Valley State University in 2019.

MATT JONES, STRENGTH AND CONDITIONING COACH



Jones begins his first season with the Woodpeckers and second season in the Astros organization after working in the same role with the Florida Complex League Astros in 2021.

Jones previously worked as an assistant strength and conditioning coach with Missouri State University from October 2020-July 2021. He was also a strength and conditioning intern with TCU from August 2020-October 2020 and a volunteer assistant strength and conditioning coach at UC Irvine.

He earned his bachelor's degree in Kinesiology and Exercise Science from California State Polytechnic University-Pomona in 2016 and his master's degree in Kinesiology and exercise science from Concordia University Irvine in 2019. Matt resides in Costa Mesa, California during the offseason.



BARRY,
Shea



BATISTA,
Edinson



BETANCES,
Jose



BREWER,
Jordan



CALDERON,
Carlos



CARILLO,
Yefri



CERNY,
Logan



CHAIDEZ,
Adrian



COATS,
Jacob



CORONA,
Kenedy



DELABIO,
Jacob



GARCIA,
Elvis



GARCIA,
Freylin



GARCIA,
Ronny



GONZALEZ,
Richi



GORDON,
Colton



GUILAMO,
Freddy



GUSTO,
Ryan



HALLMARK,
Jaxon



HAMILTON,
Quincy



JAQUEZ,
Ernesto



KOUBA,
Rhett



LOPERFIDO,
Joey



LOPEZ,
Jairo



LORENZO,
Dauri

PHOTO ROSTER



MACHANDY,
Roilan



MARTINEZ,
Yohander



MASCAI,
Victor



MATTHEWS,
Zack



MCDONALD,
Cole



MILEY,
Deylen



MOLINA,
Leosdany



NIEVES,
Hector



ORR,
Cody



PALMA,
Miguel



PLUMLEE,
Peyton



RAMIREZ,
Yeuris



REINA,
Fabricio



RIVAS,
Rainier



SALGADO,
Bryant



SANTA,
Alimber



SANTANDER,
Juan



SANTOS II,
Alex



SCHROEDER,
Jayson



SWANSON,
Nic



ULLOLA,
Miguel



URDANETA,
Ronaldo



WHITAKER,
Tyler



WILLIAMS,
Justin

Astros 40-man roster current through March 30, 2022

PITCHERS

NO.	NAME	POS	BAT	THW	AGE	HT	WT	BIRTH PLACE
66	Bryan Abreu	RP	R	R	24	6-1	225	Santo Domingo Centro, DR
52	Pedro Baez	RP	R	R	34	6-0	232	Bani, DR
69	Jonathan Bermudez	RP	L	L	26	6-2	237	Coamo, Puerto Rico
64	Brandon Bielak	RP	R	R	25	6-2	208	Edison, NJ
75	Shawn Dubin	SP	R	R	26	6-1	171	Allegany, New York
77	Luis Garcia	SP	R	R	25	6-4	244	Bolivar, Venezuela
63	Tyler Ivey	RP	R	R	25	6-4	195	Rowlett, TX
39	Josh James	RP	R	R	29	6-3	234	Hollywood, Florida
53	Christian Javier	RP	R	R	25	6-1	213	Santo Domingo, DR
61	Seth Martinez	RP	R	R	27	6-2	200	Peoria, AZ
88	Phil Maton	RP	R	R	29	6-2	206	Paducah, KY
43	Lance McCullers Jr.	SP	L	R	28	6-1	202	Tampa, FL
47	Rafael Montero	RP	R	R	31	6-0	190	Higuerito, DR
50	Hector Neris	RP	R	R	32	6-2	227	Villa Altagracia, DR
17	Jake Odorizzi	SP	R	R	32	6-2	190	Breese, IL
48	Enoli Paredes	RP	R	R	26	5-11	171	El Limon, DR
55	Ryan Pressly	RP	R	R	33	6-2	206	Dallas, TX
71	Peter Solomon	RP	R	R	25	6-4	211	Washington, D.C.
45	Ryne Stanek	RP	R	R	30	6-4	226	St. Louis, MO
62	Blake Taylor	RP	L	L	26	6-3	220	Orange, CA
65	Jose Urquidy	SP	R	R	26	6-0	217	Mazatlan, Sinaloa, Mexico
59	Framber Valdez	SP	R	L	28	5-11	239	Palenque, DR
35	Justin Verlander	SP	R	R	39	6-5	235	Manakin-Sabot, VA
60	Forrest Whitley	SP	R	R	24	6-7	238	San Antonio, TX

CATCHERS

NO.	NAME	POS	BAT	THW	AGE	HT	WT	BIRTH PLACE
18	Jason Castro	C	L	R	34	6-3	215	Castro Valley, CA
15	Martin Maldonado	C	R	R	35	6-0	230	Naguabo, Puerto Rico

INFIELDERS

NO.	NAME	POS	BAT	THW	AGE	HT	WT	BIRTH PLACE
27	Jose Altuve	2B	R	R	31	5-6	166	Maracay, Venezuela
2	Alex Bregman	3B	R	R	28	6-0	192	Albuquerque, NM
16	Aledmys Diaz	2B	R	R	31	6-1	195	Santa Clara, Cuba
11	Niko Goodrum	SS	S	R	30	6-3	215	Atlanta, GA
10	Yuli Gurriel	1B	R	R	37	6-0	215	Sancti Spiritus, Cuba
28	Taylor Jones	1B	R	R	28	6-7	230	Kent, WA
3	Jeremy Pena	SS	R	R	24	6-0	202	Santo Domingo, DR
5	Corey Spangenberg	3B	L	R	27	6-0	195	Clarks Summit, PA
84	Joe Perez	3B	R	R	22	6-2	198	Pembroke Pines, FL

OUTFIELDERS

NO.	NAME	POS	BAT	THW	AGE	HT	WT	BIRTH PLACE
23	Michael Brantley	LF	L	L	34	6-2	209	Bellevue, WA
20	Chas McCormick	LF	R	L	26	6-0	208	West Chester, PA
6	Jake Meyers	LF	R	L	25	6-0	200	Omaha, NE
26	Jose Siri	CF	R	R	26	6-2	175	Sabana Grande de Boya, DR
30	Kyle Tucker	RF	L	R	25	6-4	199	Plant, Tampa, FL
44	Yordan Alvarez	RF	L	R	24	6-5	225	Las Tunas, Cuba



MEDIA INFORMATION



SEASON CREDENTIALS

Fayetteville Woodpeckers season credentials are issued only to legitimate news-gathering outlets who will cover the team on a regular basis. All working media members must adhere to all Fayetteville Woodpeckers Media Regulations while attending a Woodpeckers game. To obtain a 2022 season credential, please follow these directions:

Submit a season credential request to Andrew Chapman, Media Relations Manager and Broadcaster (information below).

List the first and last names of all members of your outlet who will require a season credential, including photographers.

Read and sign the 2022 Media Credential Application which includes the Fayetteville Woodpeckers and MiLB Media Regulations. Send a completed copy to achapman@astros.com prior to the first game you're covering. The completed form may be emailed, faxed or brought to the Fayetteville Woodpeckers offices. For outlets with multiple credentialed members, please have each member sign and print their name on the back of the sheet.

A member of the media relations staff will contact you when your season credential is ready to be picked up.

SINGLE-GAME CREDENTIALS

Fayetteville Woodpeckers single-game credentials will be issued to legitimate news-gathering outlets that plan to cover the team on a limited basis, as well as area outlets making last-minute changes in coverage. All working media members must adhere to listed Fayetteville Woodpeckers Media Regulations while covering a Woodpeckers game. To obtain a single-game credential in 2022, please follow these directions:

Submit a single-game credential request to a member of the media relations department (information below). You must submit your request at least 24 hours prior to the game you're covering.

List the first and last names of all members of your outlet who will require a single-game credential, including photographers.

Read and sign the 2022 Media Credential Application which includes the Fayetteville Woodpeckers and MiLB Media Regulations. Send the completed copy to a member of the media relations department prior to the game you're covering. The completed form may be emailed, faxed or brought to the Woodpeckers offices. For outlets with multiple credentialed members, please have each member sign and print their name on the back of the sheet.

Pick up your single-game credential at the Segra Stadium Will Call using a valid photo ID.

If your outlet is interested in covering a 2022 Woodpeckers game at another Carolina League stadium, please submit your request to a member of the Fayetteville Woodpeckers media relations department. Arrangements will be made with other Carolina League teams on a first come, first served basis.

All credentials are non-transferable and should be worn visibly at all times. If you have any questions, please contact a member of the Fayetteville Woodpeckers media relations staff:

Andrew Chapman
Coordinator, Broadcasting & Communications
achapman@astros.com
(209) 406-2747

Kristen Nett
Manager, Community & Media Relations
Knett@astros.com

Segra Stadium
460 Hay Street, Fayetteville, NC 28301
Main Phone Line: (910) 339-1989

MEDIA REGULATIONS

PREGAME CLUBHOUSE ACCESS

The Segra Stadium home clubhouse will be open 3 ½ hours before the scheduled game time (excluding start times before noon). The clubhouse is CLOSED when the team takes the field for batting practice. Following batting practice, the clubhouse will remain open until 1 hour before the scheduled game time. All media members are required to check in with a member of the Fayetteville Woodpeckers media relations staff prior to entering the clubhouse. The training room, weight room and player lounge areas of the clubhouse are OFF LIMITS AT ALL TIMES. There is no video or still photography permitted in the home clubhouse unless authorized.

POSTGAME CLUBHOUSE ACCESS

Following a 10-minute "cool down" period, a member of the Fayetteville Woodpeckers media relations staff will escort media members into the home clubhouse for a brief post-game interview session. Players and coaches will be obtained upon request. Media members are not to enter the home clubhouse without being accompanied by a member of the Fayetteville Woodpeckers media relations staff. The same restricted areas of the clubhouse during pregame availability are also off limits after the game.

REQUESTING INTERVIEWS

All requests for interviews with a Fayetteville Woodpeckers player, coach or front office member should be booked through the media relations department. All requests are encouraged to be made 24 hours prior to the interview. No interviews are to be conducted while a game is in progress. No interviews may be conducted during a team workout, unless otherwise authorized. Interviews on gamedays are best conducted after the team takes batting practice. Video cameras are not permitted to be used inside the home clubhouse, nor any areas of the player parking or player entrance/loading dock area. Interviews may also be shot on the field or in the dugout if weather and player/coach availability permits. Starting pitchers will not be available for pre-game interviews on days they are starting.

HOUSTON ASTROS REHAB ASSIGNMENTS

Players on minor league injury rehab assignments for the Houston Astros will be made available to the media when possible with their schedule. All interview requests with rehabbing players must be authorized by a member of the Fayetteville Woodpeckers media relations staff. In accordance with Major League Clubhouse Policy, no starting pitchers will be made available for pre-game interviews on days that they are starting. Starting pitchers on rehab assignments will be made available for interviews 20-30 minutes following the conclusion of their outing (subject to availability).

VISITORS' CLUBHOUSE INTERVIEW REQUESTS

The visiting team's clubhouse is to be considered CLOSED at all times (prior to and after the game) unless a specific request has been authorized by a member of the Fayetteville Woodpeckers media relations staff. No media members shall access the visiting clubhouse without permission from the Fayetteville Woodpeckers media relations staff, who will work in conjunction with that team's media relations department to handle the request.

FIELD/DUGOUTS

Media members holding credentials that grant field access may be present in the foul territory/dugout areas up to 1 hour prior to the scheduled game. At no time are media members allowed to cross the foul lines into the field of play. Foul territory and dugout areas must be clear of ALL media exactly one hour prior to the start of the game unless a special request has been made to the Fayetteville Woodpeckers Media Relations staff.

PHOTOGRAPHERS/VIDEOGRAPHERS

Photographers and videographers may utilize the on-field camera well next to the dugout on the first base and third base side of Segra Stadium. Space is limited, and all photographers/videographers must accommodate the space needs of Fayetteville Woodpeckers staff in this area. No photography is permitted on the field of play while the game is in progress. Special photo requests must be authorized by a member of the Fayetteville Woodpeckers Media Relations staff.

PRESS BOX

Limited space in the Segra Stadium press box is available for WORKING MEDIA ONLY. Game information, as well as a wireless internet connection, will be provided to you. There will be no cheering or rooting for either team at any point during the game. Individuals who violate press box rules will be removed and credentials revoked upon the discretion of the Fayetteville Woodpeckers media relations department.

During the 2022 season, Woodpeckers fans will be able to catch all 132 games on the Fayetteville Woodpeckers Radio Network.

Fans will also be able to listen to games for free on the Woodpeckers website and by using the MiLB First Pitch app on their mobile, desktop or home devices. Additionally, home games played at Segra Stadium, as well as select road games, will be available in HD on MiLB.TV, a subscription-based service provided by Minor League Baseball.



Andrew Chapman begins his second season as "The Voice of the Woodpeckers." A native of Stockton, CA, Andrew spent 2021 with the Woodpeckers after moving from Tennessee, where he was previously the Director of Broadcasting and Media Relations for the Jackson Generals, the Arizona Diamondbacks Double-A Affiliate in the Southern League. He has also previously worked for the Biloxi Shuckers as a Broadcasting and Media Relations Assistant in 2019, and served a similar role with the Racho Cucamonga Quakes in 2018.



Chapman earned the honor of Low-A East Broadcaster of the Year following the conclusion of the 2021 season, an award voted on by fellow broadcasters around the Carolina League. He attended Arizona State University where he called a variety of sports including football, basketball, soccer, baseball, and softball for student radio and Pac-12 Digital Networks while earning his Bachelor's Degree in Journalism and Mass Communication in 2017 from the Walker Cronkite School.



Colin Casey joined the Woodpeckers broadcast team for the 2022 season after spending three years with the Harwich Mariners of the Cape Cod Baseball League as their play-by-play voice. He also spent a season as a media intern for the Valley Blue Sox of the New England Collegiate Baseball League. Colin is a 2021 graduate of the University of Massachusetts where he worked for the school's student radio station WMUA, becoming their sports director in his senior year.

His biggest accomplishment was calling the UMass Minutemen hockey team's first ever National Championship. In his free time, Colin enjoys playing video games and watching all kinds of sports, especially baseball, hockey, and golf.

Follow the Woodpeckers on social media:

Twitter:
Facebook:
Instagram:

@WoodpeckersNC
facebook.com/FayettevilleWoodpeckers
@fayettevillewoodpeckers

WOODPECKERS MEDIA:

Garrett Greene
Colin Casey

Broadcaster & Communications Coordinator
Broadcast & Media Relations Assistant

@ad_chapman
@ColinCaseyPxP

WOODPECKERS RELATED ACCOUNTS:

Segra Stadium
Promoting Events and ballpark information

@SegraStadium

ASTROS ORGANIZATION:

Milwaukee Brewers
Sugar Land Space Cowboys
Corpus Christi Hooks
Asheville Tourists

Triple-A Affiliate
Double-A Affiliate
High-A Affiliate

@astros
@SL Space Cowboys
@cchooks
@GoTourists

MINOR LEAGUES:

MiLB.com
MiLB Promos
Ben Hill

@MiLB
@MiLBPromos
@bensbiz

FAYETTEVILLE

Home Runs:

The following on-field actions will be considered home runs:

- Batted ball flies over the outfield fence.
- Batted ball strikes the scoreboard, scoreboard netting, batter's eye or outfield drink rails.
- Batted ball strikes foul pole above outfield fence level.

Dead Ball vs Live Ball:

The following on-field actions will be considered dead balls:

- Any ball going into the dugout is dead.
- Any ball lodged in, on or behind the backstop netting is dead.
- Any ball lodged under, on top of, behind or inside the tarp is dead.


The following on-field actions will be considered live balls:

- Any ball bouncing off the tarp.
- Any thrown ball hitting the dugout rails or dugout netting and rebounding onto the field.

Fly Balls:

The following on-field actions will govern fly balls:

- If a player catches a fly ball in the dugout one foot must remain on the dugout's top step/field level.
- Players may lean across the tarp to catch a fly ball, however players must not sit upon, step on or use the tarp as an aid in catching the fly ball.



BASEBALL TERMS OF INTEREST

Assists: An assist shall be credited to each fielder who throws or deflects a batted or thrown ball in such a way that a putout results, or would have resulted except for a subsequent error by any fielder. Only one assist and no more shall be credited to each fielder who throws or deflects the ball in a run-down play which results in a putout, or would have resulted in a putout, except for a subsequent error.

Batting Average: Divide the numbers of hits by the number of official at-bats.

Batting Title Qualifications: To qualify for the Carolina League batting or slugging title, a player must have a minimum of 378 plate appearances (the equivalent of 2.7 plate appearances for each of the 140 scheduled games). However, a player with fewer than the required number of plate appearances whose average would be the high if he were charged with the required number of official at-bats shall be awarded the batting championship.

Consecutive-Game Hitting Streak: A consecutive-game hitting streak shall not be terminated if all of a player's plate appearances result in a walk, hit batsman, defensive interference or a sacrifice bunt. The streak shall terminate if the player has a sacrifice fly and no hit.

Consecutive-Game Playing Streak: A consecutive-game playing streak shall extend if the player plays one half-inning on defense, or if he completes a time at bat by reaching base or being put out. A pinch-running appearance shall not extend the streak. If a player is ejected from a game by an umpire before he complies with the requirements of this rule, his streak shall continue.

Day or Night Game: Any game scheduled to start after 5:00 p.m. is considered a night game. A game scheduled to begin before 5:00 p.m., which is delayed by rain or any other reason, is still considered a day game. However, both games of a two-night doubleheader will be considered night games.

Designated for Assignment: When a player is taken off a Major League roster and is designated for assignment, such player must be released, traded, or his contract assigned within 10 days of the notice given.

Earned Run Average: Multiply the number of earned runs by nine; take the resulting number and divide it by the number of innings-pitched.

Earned Run Average Title Qualifications: To qualify for the Carolina League ERA crown, a pitcher must have the lowest earned run average after at least 115 innings-pitched (the equivalent of 0.8 multiplied by the number of scheduled games- 140).

Fielding Average: Divide the total putouts and assists by total putouts, assists and errors.

Free Agency: If a player has six years of Major League service, he is eligible for free agency. A player has 15 days from the first day following the World Series to file for free agency. A player is also eligible for free agency if he has played seven seasons or more in the Major or Minor Leagues and is not on a Major League team's 40-man roster as of October 15.

Injured List: In the Minor Leagues, players placed on the injured list must remain there a minimum of ten consecutive days. There is no limit to how many players can be on the injured list at one time and those on the injured list do not count toward the team's roster limit.

Magic Number: Determine the number of games yet to be played, add one, then subtract the number of games ahead in the lost column of the standings from the closest opponent.

Major League Rehabilitation: A Major League player may be assigned to a minor league affiliate for the purpose of injury rehabilitation for a maximum of 20 days for non-pitchers, and 30 days for pitchers. The player continues to receive his Major League salary. Any service with the minor league club shall be deemed Major League service. Rehabilitation assignments do not count as optional assignments. Players on rehabilitation assignment do not count against a team's roster limit.

On-Base Percentage: Take the total number of hits, walks, and hit-by-pitches and divide by the total number of at-bats, walks, hit-by-pitches, and sacrifice flies. Times awarded first base on interference or obstruction are not figured into on base percentage.

Options: An optional assignment of a player contract shall be permitted for not more than three seasons between Major League and Minor League clubs. Players optioned for less than a total of 20 days in one season, shall not be charged with an optional transfer. Players who, prior to the start of the season, have been credited with less than five seasons in professional baseball, shall be eligible for a fourth optional assignment, without waivers, during that season.

Player Limits: In Low-A, rosters are limited to 30 active players for the duration of the entire season and the playoffs. Players on the disabled list or on rehabilitation assignment do not count against the 30-man active roster. In the Major Leagues, rosters are 40 until Opening Day, at which time they decrease to 26 players. On September 1, Major League rosters increase to 28 active players.

Recalled: When a player is on a Major League team's 40-man roster and added to the team's 25-man active roster during the season from the Minor Leagues, he has been recalled. If a player is not on the Major League 40-man roster, the Major League club must purchase his contract from the Minor League team and add him to its 40-man roster.

Rookie Qualifications: A player shall be considered a rookie unless; he has exceeded 130 at-bats or 50 innings-pitched in the Major Leagues or accumulated more than 45 days on the 25-man active roster of a Major League club or clubs. Time in military service and time on the disabled list is excluded.

Rule 5 Draft: A player not on a Major League 40-man roster as of November 20 is eligible for the Rule 5 Draft if the player was 18 years of age or younger when he first signed a professional contract and this is the fourth Rule 5 Draft held since he signed. Or if the player was 19 years of age or older when he first signed a professional contract and this is the third Rule 5 Draft held since he signed.

Save Rule: Credit a pitcher with a save when he meets all three of the following conditions:

- He is the finishing pitcher in a game won by his club; and
- He is not the winning pitcher; and
- He qualifies under one of the following conditions:
 1. He enters the game with a lead of no more than three runs and pitches for at least one inning; or
 2. He enters the game, regardless of the count, with the potential tying run either already on base, at bat, or on deck, or
 3. He pitches effectively for at least three innings.

No more than one save may be credited in each game.

Slugging Percentage: Divide the total bases of all safe hits by the total number of at-bats.

Suspended Game: In the Carolina League, any regular season game that is called before it is completed or is called at any point with the score tied shall become a suspended game. In accordance with Official Rule 4.12 (c), a suspended game must be resumed and completed from the exact point of suspension and must be played the number of innings it was originally scheduled to include. If the suspended game is called before becoming a regulation game (before the fifth inning), the regular game following the suspended game shall be a seven-inning game. If the suspended game is called after becoming a regulation game (from the fifth on), the regular game following the suspended game shall be a nine-inning game. Attendance reporting from suspended game shall reflect the number of fans present when the contest started, not when it was completed and does not qualify as a lost opening.

Waivers: If a player placed on Major League waivers is not claimed by another team after two (2) business days after waivers have been requested, the player has "cleared waivers" and the team has secured waivers for the remainder of the waiver period. The team then can send him to the Minor Leagues, trade him to another team (even if the trade deadline has passed), or do nothing at all. Any trades involving a 40-man roster player from July 31 (the trade deadline) to the end of the season may only involve players who have cleared Major League waivers. If a player does not clear waivers- he is claimed by another team or teams- the club requesting waivers may withdraw the waiver request. If the club does not withdraw the waiver request, the player's contract is assigned as follows: If only one claim is entered, the player's contract is assigned to the claiming club; if more than one club in the same league makes a claim, the club currently lower in the standings gets the player; if clubs in both leagues claim the player, preference shall always go the club in the same league as the club requesting waivers.

Winning Pitcher: The starting pitcher will be credited with the win only if he has pitched at least five complete innings and his team not only is in the lead when he is replaced, but remains in the lead the remainder of the game. When the starting pitcher does not meet the preceding criteria and more than one relief pitcher is used, the victory shall be awarded on the following basis:

- When, during the tenure of the starting pitcher, the winning team assumes the lead and maintains it to the finish of the game, credit the victory to the relief pitcher judged by the scorer to have been the most effective.
- Whenever the score is tied, the game becomes a new contest insofar as the winning and losing pitcher is concerned.
- Once the opposing team assumes the lead, all pitchers who have pitched up to that point are excluded from being credited with the victory except the current pitcher.
- The winning relief pitcher shall be the one who is the pitcher of record when his team assumes the lead and maintains it to the finish of the game.

MEDICAL GLOSSARY

AC Joint: Acromioclavicular joint of the shoulder where acromion process of the scapula and the distal end of the clavicle meet; most shoulder separations occur at this point.

Anterior: In front of; the front surface of.

Anterior Cruciate Ligament (ACL): A primary stabilizing ligament within the center of the knee joint that prevents hyperextension and excessive rotation of the joint. A complete tear of the ACL necessitating reconstruction could require up to 12 months of rehabilitation.

Anti-inflammatory: Any agent which prevents inflammation, such as aspirin or ibuprofen.

Arthrogram: X-ray technique for joints using air and/or dye injected into the effected area; useful in diagnosing meniscus tears of the knee and rotator cuff tears of the shoulder.

Arthroscopy: A surgical examination of the internal structures of a joint by means of viewing through an arthroscope. Arthroscopic procedure can be used to remove or repair damaged tissue or as a diagnostic procedure in order to inspect the extent of any damage or confirm a diagnosis.

Bone Scan: An imaging procedure in which a radioactive-labeled substance is injected into the body to determine the status of a bone injury. If the bone at the injury site takes up the radioactive substance, the injury will show a "hot spot" on the scan image. The bone scan is particularly useful in the diagnosis of stress fractures.

Cartilage: Smooth, slippery substance preventing two ends of bones from rubbing together.

Cat Scan: Use of a computer to produce a cross-sectional view of the anatomical part being investigated from x-ray data.

Concussion: Jarring injury of the brain resulting in dysfunction. It can be graded as mild, moderate or severe depending on loss of consciousness, amnesia and loss of equilibrium.

Deltoid Muscle: Muscles at the top of the arm, just below the shoulder, responsible for shoulder motions to the front, side and back.

Disc: A flat, rounded plate between each vertebrae of the spine. The disc consists of a thick fibering which surrounds a soft gel-like interior. It functions as a cushion for the spinal column.

Epicondylitis: Inflammation in the elbow due to overuse.

Femur: Thigh bone; largest bone in the body.

Fibula: Smaller of the two bones in the lower leg; runs from the knee to the ankle along the outside of the lower leg.

Fracture: Any breach of continuity of a bone. Types of fractures include simple, compound, comminuted, greenstick, incomplete, impacted, longitudinal, oblique, stress, and transverse.

Inflammation: The body's natural response to injury in which the injury site might display various degrees of pain, swelling, heat, redness and/or loss of function.

Labrum: An edge, rim, or lip-shaped structure found in the shoulder joint.

Lateral: To the outside of the body.

Ligament: Band of fibrous tissue that connects bone to bone, or bone to cartilage and supports and strengthens joints.

Magnetic Resonance Imaging (MRI): Imaging procedure in which a radio frequency pulse causes certain electrical elements of the injured tissue to react to this pulse and through this process a computer display and permanent film establish a visual image. MRI does not require radiation and is very useful in the diagnosis of soft tissue, disc, and meniscus injuries.

Medial: To the inside of the body.

Meniscus: Crescent shaped cartilage, usually pertaining to the knee joint; also known as "cartilage." There are two menisci in the knee: medial and lateral. These work to absorb weight within the knee and provide stability.

Metacarpals: Five long bones of the hand running from the wrist to the fingers

Metatarsals: Five long bones of the foot running from the ankle to the toes

Posterior: At the back part, or rear of the body.

Posterior Cruciate Ligament (PCL): A primary stabilizing ligament of the knee that provides significant stability and prevents displacement of the tibia backward within the knee joint. A complete tear of this ligament necessitating reconstruction could require up to 12 months of rehabilitation.

Quadricep Muscles ("Quads"): A group of four muscles of the front thigh that run from the hip and form a common tendon at the patella; they are responsible for knee extension.

Rotator Cuff: Comprised of four muscles in the shoulder area that can be irritated by overuse. The muscles are the supraspinatus (most commonly injured), infraspinatus, teres minor, and subscapularis.

Shin Splint: A catch-all syndrome describing pain in the shin that is not a fracture or tumor, and cannot be defined otherwise.

Sprain: Injury resulting from the stretch or twist of the joint and causes various degrees of stretch or tear of a ligament or other soft tissue at the joint.

Strain: Injury resulting from a pull or torsion to the muscle or tendon that causes various degrees of stretch or tear to the muscle or tendon tissue.

Stress Fracture: A hair-line type of break in a bone caused by overuse.

Tendon: Tissue that connects muscle to bone.

Tendinitis: Inflammation of the tendon and/or tendon sheath, caused by chronic overuse or sudden injury.

Tibia: Larger of the two bones of the lower leg and is the weight-bearing bone of the shin.

Transverse Process: Small lateral projection off the right and left side of each vertebrae that functions as an attachment site for muscles and ligaments of the spine.

Ulnar Nerve: Nerve in the elbow commonly irritated from excessive throwing.

Ultrasound: An electrical modality that transmits a sound wave through an applicator into the skin to the soft tissue in order to heat the local area for relaxing the injured tissue and/or disperse edema.

HOUSTON ASTROS





MINUTE MAID PARK

501 Crawford St.
Houston, TX 77002
(713) 259-8000 (p)
(713) 259-8802 (f)
www.astros.com

CHAIRMAN AND PRINCIPAL OWNER
Jim Crane

EXECUTIVE OFFICE

Senior Vice President, Affiliate Business Operations..... Creighton Kahoali
Senior Vice President, Business Operations..... Marcel Braithwaite
Senior Vice President, Chief Financial Officer..... Michael Slaughter
Senior Vice President, Community Affairs + Director of Astros Foundation..... Paula Harris
Senior Vice President, Executive Operations..... Jared Crane
Senior Vice President, Marketing & Communications..... Anila Sehgal
Senior VP and General Counsel + President, Astros Golf Foundation..... Giles Kibbee
Vice President, Accounting..... Abby Brantley
Vice President, Affiliate Operations..... Thomas Bell
Vice President, Business Strategy and Analytics..... Jay Verrill
Vice President, Communications..... Gene Dias
Vice President, Corporate Partnerships..... Jeff Stewart
Vice President, Event Sales and Operations..... Stephanie Stegall
Vice President, Finance..... Doug Seckel
Vice President, Foundation Development..... Marian Harper
Vice President, Human Resources..... Jennifer Springs
Vice President, Information Technology..... Chris Hanz
Vice President, Marketing..... Jason Wooden
Vice President, Merchandising & Retail Operations..... Tom Jennings
Vice President, Stadium Operations..... Bobby Forrest
Vice President, Tax..... Vito Cimino
Vice President, Ticket Sales & Services..... P.J. Keene
Executive Assistant..... Eileen Colgin
Administrative Assistant..... Brittany Redeaux
Paralegal..... Jessi Merlo

BASEBALL OPERATIONS

General Manager..... James Click
Assistant General Manager..... Andrew Ball
Assistant General Manager, Player Development..... Pete Putila
Assistant General Manager..... Scott Powers
Special Assistant to the General Manager..... Craig Biggio
Special Assistant to the General Manager..... Enos Cabell
Special Advisor to Baseball Operations..... Will Sharp
Senior Director, Baseball Strategy..... Bill Firkus
Senior Director, Player Evaluation..... Charles Cook
Director, Latin American Operations..... Canadã Cabrera
Director, Minor League Operations..... Derrick Fong
Director, Player Development..... Sara Goodrum
Director, Player Personnel..... Matt Hogan
Director, R&D..... Sarah Gelles
Machine Learning Engineer, R&D..... Kristen Mori
Manager, Advance Scouting..... Tommy Kawamura
Manager, Baseball Operations..... Anthony Cacchione
Manager, Baseball Technology..... Sam Visser
Manager, Player Personnel..... Aaron DelGiudice
Manager of Research, R&D..... Adam Brodie
Manager, Software Development..... Kenneth Krampota
Program Manager, R&D..... Catherine Cage
Quantitative Developer, R&D..... Charlie Young
Senior Advisor, Latin American Development..... Julio Linares
Senior Analyst, R&D..... Ryan Ferguson
Senior Architect..... Danny Friedman
Senior Architect, R&D..... Andy Dysart
Administrative Assistant, Latin American Operations..... Elizabeth Nunez
Analyst..... Rose Graves
Analyst, R&D..... Arjun Ravikumar
Analyst, R&D..... Connor Kurcon
Analyst, R&D..... Max Bay
Analyst/Coordinator, Player Evaluation..... Cam Pendo
Coordinator, Dominican Republic Academy Operations..... Jessica Ben
Coordinator, Minor League Operations..... Rafael Soto
Data Engineer..... Jonathan Sandell
Front-End Developer..... Matt Bateman
Junior Data Engineer..... Nicole Lopes

COACHING

Manager..... Dusty Baker
Bench Coach..... Joe Espada
Pitching Coach..... Josh Miller
Assistant Pitching Coach..... Bill Murphy
First Base Coach..... Omar Lopez
Third Base Coach..... Gary Pettis
Hitting Coach..... Alex Contreras
Hitting Coach..... Troy Snitker
Major League Coach..... Michael Collins
Quality Control Coach..... Daniel Firova
Bulpen Catcher..... Javier Bracamonte
Catching Coordinator..... Mark Bailey
Defense and Base Running Coordinator..... Michael Thomas
Field Coordinator..... Jason Bell
Hitting Coordinator..... Jason Kanzler
Pitching Coordinator..... Eric Niesen

CLUBHOUSE OPERATIONS

Clubhouse Manager..... Carl Schneider
Visiting Clubhouse Manager..... Steve Perry
Umpires Attendant..... Charlie Cabrera
Home Clubhouse Attendant..... David Burd
Home Clubhouse Attendant..... Jake Gallagher
Home Clubhouse Attendant..... Jake Kucherka
Visiting Clubhouse Attendant..... Chuck New
Visiting Clubhouse Attendant..... Corey Gallagher
Visiting Clubhouse Attendant..... Alex Mookas
Director, Security - Team Operations..... Armando Jurado

SCOUTING

Director, Amateur Scouting..... Kris Gross
Assistant Director, Domestic Scouting..... Evan Brannon
Senior Scouting Advisor..... Charlie Gonzalez
West Coast Supervisor..... Ryan Leake
Domestic Scout..... Andrew Johnson
Domestic Scout..... Bobby St. Pierre
Domestic Scout..... Drew Pearson
Domestic Scout..... Eli Tupola
Domestic Scout..... Freddy Perez
Domestic Scout..... Jim Stevenson
Domestic Scout..... Steve Dunigan
Domestic Scout..... Kevin Mello
Domestic Scout..... Steven DiPuglia
Domestic Scout..... Landon Townsley
Domestic Scout..... Ryan Courville
Domestic Scout..... Scott Oberhelman
Domestic Scout..... Steve Payne
Domestic Scout..... Tim Costic
Amateur Scouting Coordinator..... T.J. Tullis Jr.
Special Assignment Scout..... Gavin Dickey
Video Coordinator..... Kyle Connell
Assistant Director, International Scouting..... Brian Rodgers
International Scouting Supervisor..... Alfredo Ulica
International Scouting Supervisor..... Jose Palacios
International Scout..... Alfred Ramirez
International Scout..... Daniel Acuna
International Scout..... Daniel Gamboa
International Scout..... Enrique Brito
International Scout..... Hassan Wessiri
International Scout..... Johnny Perez
International Scout..... Jose Lima
International Scout..... Jose Torres
International Scout..... Leocadio Guevara
International Scout..... Miguel Pintor
International Scouting Assistant..... Carlos Freiles
International Scouting Assistant..... Francisco Navarro
International Scouting Assistant..... Leonardo Marciano
International Scouting Assistant..... Luis Carlos Espinoza
International Scouting Assistant..... Oriana Gonzalez
International Scouting Coordinator..... Camron Shipley

SPORTS MEDICINE & PERFORMANCE

Head Athletic Trainer and Head Physical Therapist..... Jeremiah Randall
Assistant Athletic Trainer..... Eric Velazquez
Assistant Athletic Trainer..... Jeff Lewis
Head of Strength and Conditioning..... Nick Shedd
Assistant Strength Coach..... Hazael Wessiri
Head of Sport Science..... Jose Fernandez
Director, Performance Science..... Jacob Buffa
Assistant Strength Coach..... Taylor Rhoades
Massage Therapist..... Katsumi Oka
Manager, Player Care and Education..... Stefan Wetzel
Team Physician..... Dr. David Linde
Team Physician..... Dr. Patrick McCulloch
Team Physician..... Dr. Thomas Mehlhoff
Team Physician..... Dr. James Muntz
Team Physician..... Dr. Vijay Jotwani
Team Chiropractor..... Dana Harper, DC

MEDIA RELATIONS/PUBLICATIONS

Senior Manager, Communications..... Steve Grande
Manager, Business Communications..... Rachel Caton
Coordinator, Communications..... Shaq Sullivan

BROADCASTING & TELECOMMUNICATIONS

Spanish Radio Announcer..... Alex Treviño
Spanish Radio Announcer..... Francisco Romero
TV Broadcaster..... Geoff Blum
TV Broadcaster..... Todd Kalas
Radio Broadcaster..... Robert Ford
Radio Broadcaster..... Steve Sparks
Producer Engineer, Radio Broadcast..... Matt Boltz
Broadcasting Manager..... Ginny Gotcher-Grande

HOUSTON ASTROS AFFILIATE HISTORY

Year	AAA	AA	A+	A	Rookie +	Rookie	Rookie
2021	Sugar Land	Corpus Christi	Asheville	Fayetteville		FCL Astros	DSL Astros
2019	Round Rock	Corpus Christi	Fayetteville	Quad Cities	Tri-City	GCL Astros	DSL Astros
2018	Fresno	Corpus Christi	Asheville	Quad Cities	Tri-City	GCL Astros	DSL Astros
2017	Fresno	Corpus Christi	Buies Creek	Quad Cities	Tri-City	Greenville, GCL Astros	DSL Astros
2016	Fresno	Corpus Christi	Lancaster	Quad Cities	Tri-City	Greenville, GCL Astros	DSL Astros
2015	Fresno	Corpus Christi	Lancaster	Quad Cities	Tri-City	Greenville, GCL Astros	DSL Astros
2014	Oklahoma City	Corpus Christi	Lancaster	Quad Cities	Tri-City	Greenville, GCL Astros	DSL Astros
2013	Oklahoma City	Corpus Christi	Lancaster	Quad Cities	Tri-City	Greenville, GCL Astros	DSL Astros
2012	Oklahoma City	Corpus Christi	Lancaster	Lexington	Tri-City	Greenville, GCL Astros	DSL Astros
2011	Oklahoma City	Corpus Christi	Lancaster	Lexington	Tri-City	Greenville, GCL Astros	DSL Astros
2010	Round Rock	Corpus Christi	Lancaster	Lexington	Tri-City	Greenville, GCL Astros	DSL Astros
2009	Round Rock	Corpus Christi	Lancaster	Lexington	Tri-City	Greenville, GCL Astros	DSL Astros
2008	Round Rock	Corpus Christi	Salem	Lexington	Tri-City	Greenville	DSL Astros
2007	Round Rock	Corpus Christi	Salem	Lexington	Tri-City	Greenville	DSL Astros
2006	Round Rock	Corpus Christi	Salem	Lexington	Tri-City	Greenville	DSL Astros
2005	Round Rock	Corpus Christi	Salem	Lexington	Tri-City	Greenville	DSL Astros
2004	New Orleans	Round Rock	Salem	Lexington	Tri-City	Greenville	DSL Astros
2003	New Orleans	Round Rock	Salem	Lexington	Tri-City	Martinsville	DSL Astros
2002	New Orleans	Round Rock	Salem	Michigan, Lexington	Tri-City	Martinsville	DSL Astros
2001	New Orleans*	Round Rock		Michigan, Lexington	Pittsfield	Martinsville	DSL Astros
2000	New Orleans	Round Rock	Kissimmee	Michigan	Auburn	Martinsville	DSL Astros
1999	New Orleans	Jackson	Kissimmee	Michigan	Auburn	Martinsville	DSL Astros
1998	New Orleans	Jackson	Kissimmee	Quad Cities	Auburn	GCL Astros	DSL Astros
1997	New Orleans	Jackson	Kissimmee	Quad Cities	Auburn	GCL Astros	DSL Astros
1996	Tucson	Jackson	Kissimmee	Quad Cities	Auburn	GCL Astros	DSL Astros/Red Sox*
1995	Tucson	Jackson	Kissimmee	Quad Cities	Auburn	GCL Astros	DSL Astros/Brewers+
1994	Tucson	Jackson	Oseola	Quad Cities	Auburn	GCL Astros	DSL Astros/Brewers+
1993	Tucson	Jackson	Oseola	Quad Cities, Asheville	Auburn	GCL Astros	DSL Astros
1992	Tucson	Jackson	Oseola	Asheville, Burlington	Auburn	GCL Astros	DSL Astros
1991	Tucson	Jackson	Oseola	Asheville, Burlington	Auburn	GCL Astros	
1990	Tucson	Columbus	Oseola	Asheville	Auburn	GCL Astros	
1989	Tucson	Columbus		Asheville, Oseola	Auburn	GCL Astros	
1988	Tucson	Columbus		Asheville, Oseola	Auburn	GCL Astros	
1987	Tucson	Columbus		Asheville, Oseola	Auburn	GCL Astros	
1986	Tucson	Columbus		Asheville, Oseola	Auburn	GCL Astros	
1985	Tucson	Columbus		Asheville, Oseola	Auburn	GCL Astros	
1984	Tucson	Columbus		Daytona Beach, Asheville	Auburn	GCL Astros	
1983	Tucson	Columbus		Daytona Beach, Asheville	Auburn	GCL Astros	
1982	Tucson	Columbus		Daytona Beach, Asheville	Auburn	GCL Astros	
1981	Tucson	Columbus		Daytona Beach		GCL Astros	
1980	Tucson	Columbus		Daytona Beach		GCL Astros	
1979	Charleston	Columbus		Daytona Beach		GCL Astros	
1978	Charleston	Columbus		Daytona Beach		GCL Astros	
1977	Charleston	Columbus		Cocoa		GCL Astros	
1976	Memphis	Columbus		Dubuque		Covington	
1975	Iowa	Columbus		Dubuque		Covington	
1974	Denver	Columbus		Cedar Rapids		Covington	
1973	Denver	Columbus		Cedar Rapids		Covington	
1972	Oklahoma City	Columbus		Cocoa		Cocoa, Covington	
1971	Oklahoma City	Columbus		Sumter, Cocoa		Covington	
1970	Oklahoma City	Columbus		Cocoa	Williamsport	Covington	
1969	Oklahoma City	Savannah		Cocoa, Peninsula	Williamsport	Covington	
1968	Oklahoma City	Dallas-Fort Worth		Cocoa, Greensboro		Covington	
1967	Oklahoma City	Amarillo		Cocoa, Asheville		Covington	
1966	Oklahoma City	Amarillo		Cocoa, Durham, Salisbury	Bismark-Mandan		
1965	Oklahoma City	Amarillo		Cocoa, Durham, Salisbury		FRL Astros	
1964	Oklahoma City	San Antonio		Modesto, Durham		Colts	
1963	Oklahoma City	San Antonio		Modesto, Durham, Moultrie			
1962	Oklahoma City						

BOLD - Indicates affiliate won their respective league's championship

^ 1996 DSL Astros played as a co-op team with the DSL Red Sox
 + 1994-95 DSL Astros played as a co-op team with the DSL Brewers
 * Indicates co-champion



Houston Astros Dominican Summer League complex located in Boca Chica, Santo Domingo.



Sugar Land Space Cowboys 2021 in Review: In their first season as the Astros' Triple-A affiliate, the Space Cowboys, playing as their previous identity the Sugar Land Skeeters, finished with a 75-55 record and in first place in the Triple-A West Eastern Division and second in the league regular season standings. Former Fayetteville Woodpeckers outfielder Jake Meyers was a bright spot for the club, bashing 16 HR's and batting .343 over 68 games prior to making his MLB debut with the Astros. OF Jose Siri also broke onto the MLB scene after batting .318 with 16 HR and 72 RBI over 94 games. On the mound, the Skeeters had the lowest combined ERA (4.13) and most strikeouts (1,277) in the league. The organization announced their new identity on January 29th, 2022 and will play as the Space Cowboys for the first time this season.

CONSTELLATION FIELD
1 Stadium Drive, Sugar Land,
TX 77498
(210) 675-7275
www.sugarlandspacecowboys.com

Triple-A West League
Manager: Mickey Storey
Coach: Wladimir Sutil
Hitting Coach: Rafael Pena
Pitching Coach: Erick Abreu

Media Contact
Ryan Posner
Rposner@astros.com

2021 Statistics 75-55 Overall Record

TEAM BATTING

Player	AVG	G	AB	R	H	2B	3B	HR	RBI	BB	SO	SB	CS	OBP	SLG	SF	SAC
Salazar, Cesar	.750	1	4	1	3	2	0	0	1	0	0	0	0	.750	1.250	0	0
McCormick, Chas	.500	2	8	3	4	1	0	0	1	1	2	0	0	.556	.625	0	0
Toro, Abraham	.352	17	54	10	19	5	1	2	11	11	8	2	1	.485	.593	0	0
Meyers, Jake	.343	68	271	52	93	17	2	16	51	25	59	10	3	.408	.598	2	0
Taylor, Chandler	.333	1	3	1	1	0	0	0	0	0	2	0	0	.333	.333	0	0
Jones, Taylor	.331	48	178	36	59	15	0	10	44	31	43	0	1	.425	.584	3	0
De La Cruz, Bryan	.324	66	272	48	88	17	0	12	50	17	59	2	4	.362	.518	3	0
Siri, Jose	.318	94	362	70	115	29	4	16	72	26	122	24	3	.369	.552	3	1
Hinojosa, CJ	.316	104	414	68	131	35	0	11	67	23	77	4	2	.351	.481	4	1
Quintana, Lorenzo	.311	28	103	11	32	3	0	0	4	9	19	2	0	.372	.340	0	0
Pena, Jeremy	.287	30	122	22	35	4	2	10	19	8	35	5	1	.346	.598	0	0
Gonzalez, Marwin	.286	2	7	1	2	1	0	0	1	1	2	0	0	.375	.429	0	0
Stubbs, Garrett	.265	37	113	25	30	5	0	2	15	30	29	4	0	.418	.363	2	0
Costes, Marty	.262	40	122	21	32	8	2	4	19	25	27	4	2	.392	.459	3	0
Gonzalez, Norel	.253	23	83	14	21	3	0	3	9	8	16	4	0	.315	.398	1	0
Bregman, Alex	.250	61	36	6	9	3	0	1	5	7	2	0	0	.386	.417	0	0
Dawson, Ronnie	.249	94	363	59	88	21	1	7	43	46	84	15	8	.341	.374	2	2
Papierski, Michael	.246	103	333	41	82	18	2	7	46	64	85	1	5	.379	.375	3	1
Majewski, J.J.	.245	78	282	46	69	19	3	16	48	33	98	4	0	.325	.504	1	0
Mendoza, Sean	.235	6	17	0	4	1	0	0	0	0	8	0	0	.278	.294	0	0
De Goli, Alex	.232	105	383	54	89	22	5	5	41	46	108	7	0	.320	.355	3	1
Rivera, Yadiel	.232	19	69	3	16	2	0	0	8	2	17	2	1	.250	.261	1	1
Lee, Korey	.225	9	35	2	8	4	0	0	4	9	9	0	0	.263	.343	1	0
Lee, AJ	.217	8	23	1	5	2	0	0	3	0	11	0	0	.217	.304	0	1
Castro, Jason	.200	3	5	0	1	0	0	0	1	4	2	0	0	.600	.200	0	0
Machado, Carlos	.200	2	5	0	1	1	0	0	0	0	1	0	0	.200	.400	0	0
Sierra, Miguelangel	.193	68	207	41	40	7	2	10	31	21	82	3	0	.287	.391	2	1
Shaver, Colton	.192	59	162	26	35	4	0	12	28	31	87	0	0	.332	.412	0	0
Wilson, Jacob	.187	20	75	4	13	0	0	1	6	19	0	0	0	.241	.213	1	0
Garcia, Robel	.162	32	117	13	19	6	0	6	18	17	45	0	0	.272	.368	1	0
Leon, Pedro	.131	17	61	11	8	2	0	0	2	14	23	4	2	.293	.164	0	0
Butera, Drew	.106	15	47	8	5	1	0	2	5	8	15	1	0	.259	.255	1	0
Wielanski, Michael	.000	6	7	0	0	0	0	0	0	0	2	0	0	.222	.000	0	0
TOTALS	.266	130	4353	698	1157	258	24	153	653	516	1201	98	33	.350	.442	37	9

TEAM PITCHING

Pitcher	W-L	ERA	G	GS	CG	SHO	SV	IP	H	R	ER	HR	HB	BB	SO	BK	WP
De Goli, Alex	0-0	0.00	1	0	0	0	0	1.0	1	0	0	0	0	0	0	0	0
Gronke, Zack	0-0	0.00	1	1	0	0	0	1.0	1	0	0	0	0	0	0	0	0
Hernandez, Nick	0-0	0.00	1	0	0	0	0	2.0	0	0	0	0	0	3	1	0	0
Raley, Brooks	0-0	0.00	1	0	0	0	0	1.0	1	0	0	0	0	0	1	0	0
Smith, Joe	1-0	0.00	2	1	0	0	0	2.0	0	0	0	0	0	0	3	0	0
Garza Jr., Ralph	2-0	1.26	10	0	0	0	0	14.1	5	2	2	2	2	9	17	0	1
Valdez, Framer	0-1	1.29	2	2	0	0	0	7.0	9	5	1	0	0	2	5	0	1
Velazquez, Hector	1-1	1.46	14	2	0	0	1	24.2	23	5	4	2	0	8	22	1	1
Abreu, Bryan	0-0	1.76	15	0	0	0	0	15.1	11	3	3	0	0	13	24	0	0
Scrub, Andre	0-0	1.80	15	0	0	0	0	15.0	7	3	3	1	2	13	11	2	1
Uruquidy, Jose	1-0	2.00	2	2	0	0	0	9.0	5	2	2	2	0	11	0	0	0
Bielski, Brandon	2-0	2.08	6	3	0	0	0	17.1	16	7	4	0	1	4	22	0	1
McCullers Jr., Lance	0-0	2.25	1	1	0	0	0	4.0	2	1	1	0	0	0	0	0	0
Martinez, Seth	5-3	2.81	36	0	0	0	0	57.2	35	21	18	5	3	20	78	0	3
Kelly, Michael	3-4	2.82	35	0	0	0	0	44.2	40	16	14	4	17	53	4	0	0
Mushinski, Parker	0-0	2.84	8	1	0	0	0	12.2	14	4	3	0	3	18	0	0	0
Ferrell, Riley	0-4	2.93	38	0	0	0	2	40.0	27	21	13	3	1	27	48	0	5
Bermudez, Jonathan	1-1	3.06	7	5	0	0	0	32.1	21	12	11	3	0	13	40	0	2
James, Josh	2-2	3.38	20	0	0	0	1	18.2	17	8	7	0	4	8	27	0	5
Blanco, Ronel	1-3	3.40	42	0	0	0	22	45.0	29	19	17	7	0	16	57	0	2
Dubin, Shawn	4-3	3.44	16	8	0	0	1	49.2	35	19	19	4	2	19	69	0	1
France, J.P.	6-1	3.59	17	13	0	0	0	80.1	67	39	32	12	2	38	107	0	5
Pruitt, Austin	1-0	3.68	5	2	0	0	0	7.1	7	3	3	1	0	1	6	0	0
Bown, Hunter	5-1	3.88	11	8	0	0	0	51.0	47	24	22	6	1	155	1	1	3
Scheetz, Kit	2-2	3.93	38	2	0	0	1	55.0	50	25	24	6	2	31	44	1	3
Paredes, Enoli	1-0	4.28	26	0	0	0	1	27.1	27	13	13	7	4	20	38	0	5
Olczak, Jon	2-1	4.34	11	0	0	0	0	18.2	18	10	9	2	0	4	19	0	1
McKee, Colin	5-2	4.42	30	1	0	0	0	38.2	32	23	19	6	3	23	57	0	9
LaRue, Carson	2-1	4.50	5	1	0	0	1	16.0	12	7	6	0	1	7	16	0	0
Odorizzi, Jake	0-1	4.70	2	2	0	0	0	7.2	10	4	4	1	0	1	11	0	7
Solomon, Peter	8-1	4.70	21	18	0	0	1	97.2	89	55	51	16	2	42	112	0	8
Ivey, Tyler	0-1	4.91	4	3	0	0	0	11.0	14	10	6	2	0	8	13	0	0
Donato, Chad	2-4	5.00	10	6	1	0	1	36.0	35	20	20	5	1	12	27	0	1
Hartman, Ryan	3-3	5.03	13	12	0	0	0	62.2	62	36	35	16	2	18	59	1	2
Baez, Pedro	1-1	5.59	9	1	0	0	0	9.2	13	6	6	1	0	2	7	0	0
Conine, Brett	8-4	5.66	25	18	0	0	1	98.2	105	75	62	20	14	43	83	1	9
Rodriguez, Nivaldo	2-1	5.93	10	6	0	0	0	27.1	33	19	18	5	0	16	25	0	3
Taylor, Blake	0-0	6.00	3	0	0	0	0	3.0	6	2	2	1	0	3	0	0	0
Torres, Jojane	0-3	7.32	8	5	0	0	0	19.2	17	17	16	4	0	19	20	0	4
Hansen, Austin	0-2	7.36	9	6	0	0	1	25.2	23	21	21	7	0	23	27	0	4
Eades, Ryan	0-1	9.00	6	0	0	0	0	6.0	7	6	6	2	0	4	9	0	0
Martes, Francis	0-3	13.11	10	0	0	0	0	11.2	10	21	17	3	1	20	13	0	4
TOTALS	75-55	4.13	130	130	1	0	34	1126.1	985	589	517	161	47	527	1277	6	84

CORPUS CHRISTI HOOKS (DOUBLE-A)



2021 in Review: The Corpus Christi Hooks finished their 16th season as an Astros affiliate with an overall record of 54-65, finishing at the bottom of the Double-A Central South Division. Former Fayetteville Woodpeckers outfielder and Dunn, NC native Matthew Barefoot was a fast riser, making it from Fayetteville all the way to Corpus Christi, hitting 4 HR over 36 games. Luke Berryhill, the Astros Minor League Player of the Year, also made the climb from Fayetteville to Corpus Christi, playing in 19 games while slashing .313/.463/.344.

WHATABURGER FIELD

734 East Port Ave.

Corpus Christi, TX 78401

(361) 561-4665

mlb.com/corpus-christi

Double-A Central**Manager:** Gregorio Petit (2nd season)**Coach:** Dylan Mazza**Hitting Coach:** Aaron Westlake**Pitching Coach:** Thomas Whitsett**Media Contact**

Michael Coffin

mcoffin@cchooks.com

2021 Statistics**54-65 Overall Record****TEAM BATTING**

Player	AVG	G	AB	R	H	2B	3B	HR	RBI	BB	SO	SB	CS	OBP	SLG	SF	SAC
Costes, Marty	.332	61	208	36	69	10	0	2	30	31	43	7	3	.436	.409	2	0
Berryhill, Luke	.313	9	32	2	10	1	0	0	3	7	15	0	1	.463	.344	0	0
Hensley, David	.293	105	396	54	116	25	3	9	51	46	104	11	3	.369	.439	1	0
Julks, Corey	.287	85	338	67	97	23	2	14	36	32	84	15	5	.349	.491	1	0
Manea, Scott	.286	65	210	32	60	10	0	9	38	39	52	0	3	.405	.462	0	0
Gonzalez, Norel	.283	65	233	32	66	17	0	12	40	25	51	1	5	.365	.511	0	0
Mattijevic, J.J.	.275	31	120	21	33	4	0	9	27	20	37	2	1	.379	.533	0	0
Perez, Joe	.267	69	281	34	75	19	0	8	27	24	80	2	1	.322	.420	2	0
Schreiber, Scott	.264	39	140	19	37	8	0	7	28	8	32	2	2	.325	.471	1	0
Valdez, Emmanuel	.256	23	82	11	21	6	0	5	18	13	22	1	1	.367	.512	1	0
Lee, Korey	.254	50	185	25	47	9	1	8	27	17	35	3	0	.320	.443	0	0
Castro, Jason	.250	1	4	1	1	0	0	0	0	0	0	0	0	.250	.250	0	0
Leon, Pedro	.249	52	185	29	46	7	1	9	33	25	67	13	8	.359	.443	0	0
Adolph, Ross	.245	65	216	33	53	9	3	10	37	24	77	3	3	.339	.454	1	0
Salazar, Cesar	.243	32	107	12	26	5	1	8	19	9	24	2	1	.320	.533	2	0
Holderbach, Alex	.234	13	47	3	11	2	1	1	2	4	20	0	0	.294	.383	0	0
Mendoza, Sean	.214	5	14	2	3	1	0	0	1	0	4	0	0	.214	.286	0	0
Kessinger, Grae	.209	86	297	46	62	9	0	9	26	27	81	12	5	.287	.330	1	0
McKenna, Alex	.206	38	131	12	27	5	0	2	15	17	55	1	2	.314	.305	1	0
Ceuta, Yobin	.200	4	15	3	3	1	0	0	1	1	5	0	0	.200	.267	0	0
Machado, Carlos	.200	1	5	1	1	0	0	0	0	0	1	0	0	.200	.400	0	0
Arias, Bryan	.191	15	47	7	9	0	0	2	6	9	18	1	1	.333	.319	0	1
Stubbs, C.J.	.190	24	84	10	16	3	0	0	10	10	27	2	2	.299	.226	0	0
Barefoot, Matthew	.175	36	137	13	24	5	4	16	7	50	4	1	226	.299	0	0	
Wielansky, Michael	.156	12	32	7	5	0	0	1	7	10	0	0	0	.308	.156	0	0
Diaz, Aledmys	.154	4	13	1	2	0	0	3	0	0	4	0	0	.353	.154	0	0
Krabbe, Tyler	.154	5	13	0	2	0	0	0	0	0	0	0	0	.154	.154	0	0
Taylor, Chandler	.148	63	196	24	29	3	0	8	14	33	100	7	3	.285	.286	1	0
Adams, Jake	.141	27	92	8	13	2	0	3	13	4	48	1	1	.204	.261	3	0
Biermann, Zach	.133	5	15	2	2	1	0	0	1	2	7	0	0	.278	.200	0	0
Shaver, Colton	.118	11	34	3	4	4	1	0	1	4	16	0	0	.268	.235	0	0
Lee, A.J.	.000	1	23	1	0	0	0	0	0	2	10	0	0	.000	.000	0	0
TOTALS	.247	119	3932	551	970	187	13	140	524	451	1178	89	53	.335	.408	17	1

TEAM PITCHING

Pitcher	W-L	ERA	G	GS	CG	SHO	SV	IP	H	R	ER	HR	BB	SO	BK	WP
Adams, Jake	0-0	0.00	1	0	0	0	0	1.0	0	0	0	0	0	1	0	0
Paredes, Enoli	0-0	0.00	4	0	0	0	0	5.0	1	0	0	0	0	9	0	0
Urguidy, Jose	0-0	0.00	1	1	0	0	0	3.2	2	0	0	0	0	2	0	0
Sprinkle, Jonathan	0-1	0.87	6	0	0	0	0	10.1	7	2	1	0	3	12	0	4
Hernandez, Nick	3-1	1.67	32	1	0	0	0	6.0	28	15	10	5	3	28	68	0
Kelly, Michael	2-0	1.69	6	0	0	0	0	5.1	4	1	1	1	0	9	0	0
Macuare, Angel	3-1	1.80	6	4	0	0	0	25.0	11	5	5	1	3	17	19	1
Olczak, Jon	2-0	1.84	25	0	0	0	6	29.1	16	6	6	1	3	6	34	0
Horrell, Michael	0-1	2.25	16	0	0	0	1	28.0	22	12	7	1	2	13	20	0
Conn, Devin	1-2	2.67	21	0	0	0	4	33.2	25	13	10	5	2	10	31	0
Bernudez, Jonathan	3-5	3.32	18	15	0	0	1	78.2	72	33	29	7	21	106	1	4
Record, Joe	5-2	3.36	19	7	0	0	0	61.2	44	24	23	5	2	36	53	0
Enderby, Jimmy	5-6	3.48	16	13	0	0	0	67.1	56	31	26	5	5	40	67	1
Donato, Chad	1-1	3.60	5	3	1	0	0	20.0	18	10	8	3	3	25	0	1
Mushinski, Parker	0-4	3.78	15	9	0	0	1	52.1	52	30	22	3	1	20	66	0
Henderson, Layne	5-2	3.81	26	0	0	0	0	49.2	40	23	21	5	1	29	61	0
Cobos, Franny	0-0	3.86	1	0	0	0	0	2.1	1	1	1	1	0	1	0	0
Lawson, Brandon	2-5	4.15	25	10	1	1	2	95.1	88	47	44	5	8	29	75	0
Brown, Hunter	1-4	4.20	13	11	1	0	1	49.1	45	23	23	6	2	29	76	1
France, J.P.	3-2	4.28	8	5	0	0	0	33.2	28	17	16	2	1	14	50	0
Peck, Hunter	1-0	4.32	5	0	0	0	0	8.1	9	4	4	3	0	4	14	0
Taylor, Chandler	0-0	4.50	1	0	0	0	0	2.0	2	1	1	0	1	1	0	0
Tejada, Felipe	3-4	4.62	27	0	0	0	0	37.0	40	20	19	5	3	12	46	0
Bravo, Jose	0-2	4.76	5	1	0	0	0	11.1	14	6	6	3	0	5	10	0
Freire, R.J.	1-1	4.95	6	4	1	0	1	20.0	22	12	11	3	1	15	16	0
Melendez, Jaime	0-1	5.87	3	1	0	0	0	7.2	8	8	5	0	1	4	11	0
Brown, Tyler	1-3	6.26	8	4	0	0	0	27.1	26	20	19	4	1	24	40	0
Ruppenthal, Matt	1-1	6.33	8	3	0	0	0	21.1	19	15	15	2	3	17	17	0
Daniels, Brett	5-8	6.58	22	18	0	0	0	90.1	96	71	66	12	4	48	112	4
Collado, Willy	1-1	6.75	4	0	0	0	0	6.2	5	6	5	0	2	9	6	0
Riggs, Nolan	0-0	6.75	2	0	0	0	0	1.1	3	1	1	0	0	0	1	0
Rosado, Cesar	1-6	7.04	16	9	0	0	1	53.2	64	53	42	9	10	29	67	1
DeJoneas, Tommy	1-1	7.53	17	0	0	0	0	28.2	27	26	24	2	5	27	19	0
Serrano, Kyle	1-0	9.00	5	0	0	0	1	6.0	6	6	6	1	0	11	9	0
McKee, Colin	2-0	9.45	4	0	0	0	0	6.2	12	7	7	1	0	4	8	0
McClair Jr., Mark	0-0	18.00	1	0	0	0	0	1.0	1	3	2	0	0	2	1	0
TOTALS	54-65	4.22	120	120	1	1	28	1035.0	914	552	485	103	67	515	1163	9



ASHEVILLE TOURISTS (HIGH-A)

2021 in Review: The Asheville Tourists went 54-62 in 2021, finishing in 5th place in the High-A East south division. Over the course of the season, 28 total Fayetteville Woodpeckers players earned promotion to the High-A affiliate. Emmanuel Valdez led the club with 21 home runs while Danny Cody paced the team on the mound with 90 strikeouts. Asheville did struggle with control, walking the most hitters in High-A East as a team. On the offensive side the Tourists had one of the better slugging percentages league-wide, hitting the third most HR (186) in High-A East.

MCCORMICK FIELD
30 Buchanan Place
Asheville, NC 28801
(920) 733-4152
www.milb.com/asheville

Midwest League
Manager: Nate Shaver (2nd season)
Hitting Coach: Rene Rojas
Pitching Coach: Jose Rada
Development Coach: Mike Ramazzotti

Media Contact
Doug Maurer
dmaurer@theashevilletourists.com

2021 Statistics 54-62 Overall Record

TEAM BATTING

Player	AVG	G	AB	R	H	2B	3B	HR	RBI	BB	SO	SB	CS	OBP	SLG	SF	SAC
Diaz, Yainer	.396	25	96	28	38	4	0	11	33	8	17	2	0	.438	.781	1	0
Perez, Jose	.354	25	99	24	35	11	0	8	26	10	21	1	1	.413	.707	0	0
Lee, Korey	.330	29	109	24	36	5	0	3	14	12	24	1	0	.397	.459	0	0
Machado, Carlos	.326	12	43	5	14	1	0	0	2	4	9	1	2	.386	.349	0	0
Schreiber, Scott	.319	41	160	37	51	7	2	10	29	15	41	6	3	.382	.575	1	0
Correa, J.C.	.314	45	185	33	58	13	0	4	25	7	29	3	2	.337	.449	1	0
McKenna, Alex	.305	41	164	41	50	8	2	13	31	21	62	7	1	.389	.616	2	0
Whitcomb, Shay	.300	58	233	49	70	22	0	16	56	19	81	16	3	.358	.601	2	0
Dirden, Justin	.289	25	83	13	24	3	3	4	17	12	26	2	3	.386	.542	3	0
Barfoot, Matthew	.287	40	195	26	56	14	1	12	35	12	64	7	2	.341	.554	0	0
Berryhill, Luke	.277	29	94	21	26	10	0	5	19	10	38	1	1	.373	.543	1	0
Abreu, Wilner	.268	82	287	52	77	15	1	16	50	38	99	10	11	.363	.495	1	0
Valdez, Emmanuel	.254	75	283	52	72	16	1	21	72	25	67	5	1	.313	.541	6	0
Orr, Cody	.243	31	111	19	27	5	0	2	9	25	45	8	1	.298	.342	1	1
Salazar, Cesar	.238	23	80	10	19	4	0	2	12	9	23	2	0	.344	.400	2	0
Arias, Bryan	.237	19	59	9	14	3	0	5	13	4	20	1	0	.297	.542	0	0
Hurtado, Carlos	.235	5	17	3	4	1	0	0	0	3	4	0	0	.350	.294	0	0
Guerrero, Luis	.234	32	107	17	25	3	0	4	12	12	34	2	1	.311	.374	0	0
Santana, Luis	.229	49	170	23	39	10	0	6	24	13	43	5	2	.300	.394	2	0
Stubbs, C.J.	.229	67	253	40	58	15	3	12	35	23	104	6	4	.296	.455	2	0
Carrasco, Deury	.226	43	146	29	33	11	1	4	18	25	67	2	2	.343	.397	0	0
Krabbe, Tyler	.226	14	31	4	7	3	0	0	5	2	10	0	0	.314	.323	0	0
Nova, Freudis	.224	73	254	33	57	14	1	4	19	26	91	9	1	.301	.335	0	0
Holderbach, Alex	.223	64	220	38	49	7	0	12	36	24	106	1	1	.300	.418	2	0
Daniels, Zach	.219	40	146	24	32	8	0	3	18	23	64	1	3	.339	.336	1	0
Barber, Colin	.214	16	42	10	9	1	0	3	7	9	22	1	1	.365	.452	0	0
Rodriguez, Ramiro	.205	40	132	18	27	6	0	3	15	14	43	3	0	.291	.318	0	0
Biermann, Zach	.200	6	20	2	4	1	0	1	1	5	7	0	0	.360	.400	0	0
Lee, AJ	.122	24	74	10	9	2	0	1	4	7	43	3	0	.224	.189	1	0
Ceuta, Yorbini	.000	1	3	1	0	0	0	0	0	0	0	0	0	.000	.000	0	0
TOTALS	.262	116	3896	695	1020	223	15	186	637	400	1304	113	46	.337	.470	29	1

TEAM PITCHING

Pitcher	W-L	ERA	G	GS	CG	SHO	SV	IP	H	R	ER	HR	HB	BB	SO	BK	WP
Henderson, Layne	0-0	0.00	3	0	0	0	0	3.1	1	0	0	0	0	6	0	0	0
McDonald, Cole	0-0	0.00	1	1	0	0	0	1.0	0	0	0	0	0	2	1	0	0
Tejada, Felipe	2-0	1.23	8	0	0	0	0	14.2	9	3	2	2	1	0	6	22	1
Taveras, Diosmerky	3-0	1.53	4	2	0	0	0	17.2	9	3	3	2	0	6	23	0	2
Gomez, Cesar	1-1	1.62	4	2	0	0	0	16.2	22	12	3	0	2	3	14	1	0
Horell, Michael	0-0	2.16	15	0	0	0	2	25.0	27	16	6	1	3	12	27	0	4
Garcia, Freylin	0-1	2.35	9	0	0	0	0	15.1	10	5	4	1	0	9	18	3	6
Tamarez, Misael	2-1	3.48	7	7	0	0	0	33.2	30	15	13	4	0	10	39	0	2
Krabbe, Tyler	0-0	3.86	3	0	0	0	0	2.1	2	1	1	1	0	0	1	0	0
Robaina, Julio	3-2	3.90	6	5	0	0	0	32.1	32	17	14	3	0	7	42	0	0
Holderbach, Alex	0-0	4.50	2	0	0	0	0	2.0	2	1	1	0	0	1	2	0	0
DeJunes, Tommy	2-1	4.77	14	0	0	0	2	22.2	23	15	12	4	2	14	24	0	2
Melendez, Jaime	2-3	4.78	11	7	0	0	0	32.0	34	19	17	2	2	24	41	0	3
Jimenez, Alfredo	3-4	4.80	9	7	0	0	0	45.0	52	28	24	4	6	10	41	0	3
Endersby, Jimmy	2-1	4.85	8	4	0	0	1	29.2	29	17	16	3	0	13	43	1	9
Conn, Devin	1-1	4.91	13	0	0	0	1	18.1	13	11	10	5	2	7	22	0	1
Deason, Cody	0-0	5.14	0	0	0	0	0	7.0	6	5	4	1	1	4	10	0	0
Rupenthal, Matt	4-2	5.34	15	9	0	0	1	60.2	60	37	36	7	6	28	71	3	7
Bravo, Jose	2-5	5.37	14	6	0	0	1	57.0	65	36	34	14	3	14	72	1	5
McClair Jr., Mark	1-1	5.48	22	4	0	0	4	42.2	31	29	26	4	8	50	55	1	1
Casey, Chandler	4-2	5.60	27	1	0	0	0	53.0	66	39	33	11	4	11	35	0	3
Serrano, Kyle	0-0	5.63	7	0	0	0	1	8.0	6	5	5	0	0	7	21	1	0
Holcomb, Kevin	3-0	5.68	9	0	0	0	0	15.0	19	14	12	3	8	18	34	1	5
Jaquez, Ernesto	1-2	5.94	8	0	0	0	1	16.0	20	13	11	4	1	8	23	0	0
Sprinkle, Jonathan	1-2	5.96	16	0	0	0	0	22.2	13	15	15	3	2	15	45	0	12
Gaither, Ray	2-1	6.00	5	0	0	0	1	6.0	8	5	4	1	0	2	3	0	1
Grueller, Kyle	0-0	6.06	6	4	0	0	0	16.1	9	13	11	3	2	17	16	1	3
Freure, R.J.	3-5	6.31	17	9	0	0	0	61.1	54	46	43	14	1	38	88	0	6
De Paula, Braylan	0-3	6.67	10	5	0	0	0	28.1	36	24	21	6	8	18	34	1	5
Lopez, Juan Pablo	3-0	6.71	6	8	0	0	1	58.1	60	48	42	9	4	32	65	0	8
Hentley, Blair	0-2	7.02	5	3	0	0	0	16.2	26	15	13	3	3	9	23	2	0
Brown, Tyler	3-5	7.25	15	11	0	0	0	63.1	71	52	51	14	4	32	68	0	1
Cody, Danny	1-6	7.27	25	12	0	0	2	69.1	86	62	56	17	5	44	90	0	12
Arias, Bryan	0-0	7.71	2	0	0	0	0	2.1	4	2	2	0	1	0	0	0	0
Rivera, Jose Alberto	0-10	7.94	5	3	0	0	0	11.1	10	12	10	2	1	9	17	0	0
Ceballos, Yermi	2-2	8.74	19	1	0	0	1	22.2	25	35	22	5	31	31	0	15	0
West, Derek	0-0	9.45	6	0	0	0	1	6.2	7	7	7	3	0	9	9	0	1
Macuare, Angel	0-5	9.95	8	5	0	0	0	25.1	34	30	28	6	1	13	32	0	1
Procopio, Daniel	0-0	17.05	8	0	0	0	0	6.1	13	15	12	1	1	13	7	0	1
Deury, Carrasco	0-0	18.00	1	0	0	0	0	1.0	2	2	2	1	1	3	0	0	0
TOTALS	54-62	5.68	116	116	0	0	23	991.2	1028	723	626	162	80	540	1198	16	116

LUKE BERRYHILL • 2021 HOUSTON ASTROS MINOR LEAGUE PLAYER OF THE YEAR



Position: Catcher/1st Baseman
Born: 5/28/98 in Atlanta, GA
Resides: Atlanta, GA
HT: 6-1 **WT:** 227 **Bats:** Right **Throws:** Right
How Acquired: Traded from Reds to Astros on 1/23/21 in exchange for LHP Cionel Perez

Luke Berryhill was originally drafted by the Cincinnati Reds in 2019 out of the University of South Carolina prior to being traded to the Houston Astros on January 23, 2021. During his first year within the Houston system, Berryhill worked through an early-season shoulder injury but eventually returned to the Fayetteville Woodpeckers lineup slashing .305/.429/.636 with 10 HR, 32 RBI in 35 games. After starting games at first base and behind the plate, Berryhill was promoted to High-A Asheville and continued his success at the plate batting .277 with 5 HR and 19 RBI in 29 games. He concluded his season with another promotion to Double-A Corpus Christi and held a .313 average in nine games. Berryhill combined for a .974 OPS across three levels and is projected to begin the 2022 season with a return to Corpus Christi.

JONATHAN BERMUDEZ • 2021 HOUSTON ASTROS MINOR LEAGUE PITCHER OF THE YEAR



Position: Left-Handed Pitcher
Born: 10/16/95 in Coamo, Puerto Rico
Resides: Coamo, Puerto Rico
HT: 6-2 **WT:** 237 **Bats:** Left **Throws:** Left
How Acquired: Selected in the 23rd round of the 2018 First-Year Player Draft

Left-hander Jonathan Bermeuz enjoyed a breakout season on the mound, earning the Houston Astros Minor League Pitcher of the Year award in his age-25 season. The Puerto Rico native opened his third professional season with Double-A Corpus Christi and struck out 106 hitters over 78.2 innings while posting a 3.32 ERA. He was promoted to Triple-A Sugar Land on 8/18/21 and pitched to a 3.06 ERA with 40 strikeouts over 32.1 innings. He combined for a 3.24 ERA on the season with 146 strikeouts over 111.0 innings while holding opposing hitters to a .222 average across Double-A and Triple-A. Bermeuz is currently on the Astros 40-man roster and is projected to make his MLB debut in 2022.

ASTROS MINOR LEAGUE PLAYER/PITCHER OF THE YEAR AWARD WINNERS

Year	Player	Pitcher
2021	C/INF Luke Berryhill	RHP Jonathan Bermeuz
2019	INF Abraham Toro	RHP Christian Javier
2018	OF Kyle Tucker	RHP Josh James
2017	OF Kyle Tucker	RHP Forrest Whitley
2016	INF Alex Bregman	RHP Brady Rodgers
2015	INF AJ Reed	RHP Joe Musgrove
2014	OF Brett Phillips	LHP Josh Hader
2013	OF George Springer	RHP David Martinez
2012	INF Delino DeShields	RHP Mike Foltyniewicz
2011	INF Jose Altuve	RHP Jake Buchanan
2010	OF J.D. Martinez	RHP Jordan Lyles



2021 Astros Minor League Player of the Year Luke Berryhill had two multi-HR games with the Woodpeckers.

Total Selections + Signings: 27; Pitchers: 15 (LHP: 1, RHP: 14); Catchers: 0; INF: 6; OF: 6; College: 23; High School: 4

Rd.	Overall	Name	Pos.	B-T	HT	WT	Age	Hometown	School
3	87	Tyler Whitaker	OF	R-R	6-4	190	18	Las Vegas, NV	Bishop Gorman HS (NV)
4	117	Alex Ulloa	SS	R-R	5-11	180	18	Cutler Bay, FL	Calvary Christian Academy (FL)
4C	132	Chayce McDermott	RHP	L-L	6-3	197	22	Anderson, IN	Ball State University
5	148	Quincy Hamilton	OF	L-L	5-10	190	23	Centerville, OH	Wright State University
6	178	Spencer Arrighetti	RHP	R-R	6-2	186	21	Katy, TX	Louisiana-Lafayette
7	208	Joey Loperfido	OF	L-R	6-4	195	22	Haddonfield, N.J.	Duke University
8	238	Colton Gordon	LHP	L-L	6-4	225	23	Bradenton, FL	University of Central Florida
9	268	Aaron Brown	RHP	R-R	6-4	220	22	Mt. Juliet, TN	Middle Tennessee State
10	298	Michael Sandle	OF	R-R	5-10	185	23	Navarre, FL	University of South Alabama
11	328	Chad Stevens	INF	R-R	6-4	215	21	Fox Island, WA	University of Portland
12	358	Rhett Kouba	RHP	R-R	6-0	180	21	El Reno, Ok	Dallas Baptist University
13	388	Kobe Kato	INF	L-R	6-1	170	22	Aliea, HI	University of Arizona
14	418	Bryant Salgado	RHP	R-R	5-11	204	21	Houston, TX	Oregon State
15	448	Adrian Chaidze	RHP	R-R	6-1	180	22	South Gate, CA	UCLA
16	478	Nic Swanson	RHP	R-R	6-2	180	22	Bixby, OK	Northeastern St. University
17	508	Justin Williams	INF	R-R	6-2	195	21	Mechanicsburg, PA	Penn State University
18	538	Will Wagner	INF	L-R	6-0	185	22	Crozet, VA	Liberty University
19	568	Hector Nieves	INF	L-R	6-3	185	18	Mayaguez, Puerto Rico	Puerto Rico Baseball Academy
20	598	Jackson Linn	OF	R-R	6-3	215	18	Cambridge, MA	Cambridge Ridge & Latin HS (MA)
NDAF	-	Marshall Hunt	RHP	R-R	6-3	200	22	Chico, CA	Sacramento City CC
NDAF	-	Bryan Perez	RHP	R-R	5-11	165	21	Azusa, CA	Glendale College
NDAF	-	Walker Brockhouse	RHP	R-R	6-4	197	23	Mt. Vernon, IL	University of Memphis
NDAF	-	Kasey Ford	RHP	R-R	6-6	275	24	Bella Vista, AR	Kansas State
NDAF	-	Deylen Miley	RHP	R-R	6-4	190	24	Bryan, OH	Bellarmino University
NDAF	-	Ray Gathier	RHP	R-R	6-4	224	24	Coppell, TX	Dallas Baptist University
NDAF	-	Jacob Delabio	RHP	R-R	6-5	205	24	Kenosha, WI	Carthage College
NDAF	-	Jaxon Hallmark	OF	R-R	5-10	175	23	Midland, TX	University of Nebraska

ASTROS MINOR LEAGUE SINGLE-SEASON RECORDS (SINCE 2005)

Category	Record	BATTING			Category	Record	PITCHING		
		Player/Level	Year	Year			Player/Team	Year	Year
Batting Average	.389	Jose Altuve - A+/AA	2011	2011	Wins	14	Tip Fairchild - A/A+	2006	2006
Hits	183	J.D. Martinez - A/AAA	2010	2010	ERA (Min. 100 IP)	1.88	Joe Musgrove - AA/A+/A	2015	2015
Doubles	48	Jake Goebbert - A	2010	2010	Innings Pitched	177.1	Andy Van Hekken - AAA	2010	2010
Home Runs	37	George Springer - AA/AAA	2013	2013	Strikeouts	171	Josh James - AAA/AA	2018	2018
Runs	121	Tony Kemp - A+/AA	2014	2014			Fernando Nieve	2005	2005
RBI	127	AJ Reed - A+/AA	2015	2015					
Stolen Bases	101	Delino DeShields - A/A+	2012	2012					

MLB.COM TOP 30

- | | | |
|------------------------|---------------------------|----------------------------|
| 1. SS Jeremy Pena | 11. OF Tyler Whitaker | 21. OF Jordan Brewer |
| 2. C Korey Lee | 12. SS Christian Gonzalez | 22. OF Alex McKenna |
| 3. RHP Hunter Brown | 13. RHP Chayce McDermott | 23. OF Matthew Barefoot |
| 4. SS/OF Pedro Leon | 14. OF Jose Siri | 24. INF Grae Kessinger |
| 5. RHP Forrest Whitley | 15. RHP Jaime Melendez | 25. RHP Jimmy Endersby |
| 6. OF Colin Barber | 16. C/1B Yainer Diaz | 26. OF Logan Endersby |
| 7. RHP Peter Solomon | 17. INF Shay Whitcomb | 27. C/1B Luke Berryhill |
| 8. RHP Shawn Dubin | 18. RHP Misael Tamarez | 28. OF Corey Julks |
| 9. 3B/1B Joe Perez | 19. LHP Jonathan Bermudez | 29. OF Luis Baez |
| 10. RHP Alex Santos | 20. RHP Tyler Ivey | 30. RHP Spencer Arrighetti |



Alex Santos was the first pick (72nd overall) by the Astros in the 2020 MLB Draft

2021 IN REVIEW



2021 FINAL HITTING STATISTICS

Player	G	AB	R	H	2B	3B	HR	RBI	TB	BB	SO	SB	CS	OBP	SLG	AVG	OPS
Jose Alvarez	17	57	6	15	3	0	0	7	18	4	16	2	0	.306	.316	.263	.622
Bryan Arias	19	70	13	14	2	0	3	9	25	9	22	6	2	.300	.357	.200	.657
Matthew Barefoot	16	64	14	22	4	1	4	17	40	7	21	10	1	.392	.625	.344	1.017
Luke Berryhill	35	118	24	36	9	0	10	32	75	20	37	4	0	.429	.636	.305	1.065
Jordan Brewer	65	251	49	69	12	2	6	41	103	34	80	21	2	.375	.410	.275	.785
Kenedy Corona	57	201	30	49	12	1	2	22	69	14	53	19	7	.306	.343	.244	.649
J.C. Correa	56	222	44	68	19	2	5	32	106	28	30	7	7	.392	.477	.306	.869
Zach Daniels	45	167	29	38	5	1	6	30	63	26	65	14	3	.345	.377	.228	.722
Yainer Diaz	12	48	3	11	2	0	1	7	16	0	4	1	0	.224	.333	.229	.557
Justin Dirden	58	202	46	54	15	3	11	41	108	40	74	8	1	.402	.535	.267	.937
Adonis Giron	29	98	10	13	2	0	2	8	21	11	41	0	1	.241	.214	.133	.455
Cristian Gonzalez	30	123	19	30	4	1	2	14	42	9	41	1	2	.299	.341	.244	.640
Luis Guerrero	13	35	7	8	2	1	0	5	12	3	7	2	1	.341	.343	.229	.684
Quincy Hamilton	33	115	18	30	5	0	2	20	41	18	28	9	2	.366	.357	.261	.723
Carlos Hurtado	3	11	1	3	1	0	0	2	4	0	1	0	0	.273	.364	.273	.637
Kobe Kato	32	91	15	22	3	0	2	14	31	24	16	3	3	.405	.341	.242	.746
Joey Loperfido	19	69	10	8	4	0	2	6	18	8	31	1	0	.276	.261	.116	.537
Carlos Machado	1	4	0	1	0	0	0	0	1	0	0	0	0	.250	.250	.250	.500
Yohander Martinez	44	132	16	35	1	0	1	21	39	27	32	4	3	.400	.295	.265	.695
Victor Mascai	41	132	20	23	5	1	7	23	51	31	56	1	0	.335	.386	.174	.721
Sean Mendoza	23	72	10	14	1	0	3	10	24	3	26	4	0	.263	.333	.194	.596
Cody Orr	8	20	4	3	0	1	0	2	5	5	6	4	0	.308	.250	.150	.558
Miguel Palma	15	39	8	12	4	0	0	8	16	8	13	2	0	.472	.410	.308	.882
Juan Paulino	19	61	8	13	2	0	2	4	21	7	24	3	1	.294	.344	.213	.638
Joe Perez	12	50	7	15	4	0	2	8	25	9	13	0	2	.407	.500	.300	.907
Nate Perry	51	182	24	40	13	1	5	30	70	21	45	1	1	.321	.385	.220	.706
Franklin Pinto	3	7	1	2	1	0	0	2	3	0	2	0	0	.375	.429	.286	.804
Yeuris Ramirez	43	152	24	39	7	2	3	28	59	16	54	18	5	.351	.388	.257	.739
Nerio Rodriguez	83	312	44	77	14	3	4	43	109	48	90	2	1	.350	.349	.247	.699
Michael Sandle	35	143	30	41	10	4	6	22	77	10	36	9	1	.350	.538	.287	.888
Chad Stevens	34	116	12	17	4	1	1	12	26	12	53	3	2	.238	.224	.147	.462
Ronaldo Urdaneta	52	179	33	41	6	1	5	19	64	19	60	23	2	.327	.358	.229	.685
Will Wagner	31	117	22	35	8	1	2	14	51	14	33	5	0	.388	.436	.299	.824
Shay Whitcomb	41	163	32	46	3	0	7	22	70	22	53	14	2	.369	.429	.282	.798
Justin Williams	36	127	18	27	7	0	5	16	49	16	51	4	4	.310	.386	.213	.696
Team Total		120	3950	971	194	27	111	591	1552	527	1214	205	56	.347	.393	.246	.740

FRONT OFFICE

THE WOODPECKERS

MEDIA INFORMATION

HOUSTON ASTROS

2021 IN REVIEW

OPPONENTS

WOODPECKERS HISTORY

FAYETTEVILLE PRO BASEBALL

2021 FINAL PITCHING STATISTICS																			
Player	W	L	ERA	G	GS	CG	SHO	SV	IP	H	R	ER	HR	HB	BB	SO	WHIP	HLD	
Spencer Arrighetti	2	1	2.79	4	2	0	0	0	9.2	3	3	3	1	1	2	16	0.52	0	
Pedro Baez	0	0	0.00	2	0	0	0	0	2.0	1	0	0	0	0	1	1	1.00	0	
Shay Barry	2	1	6.59	10	7	0	0	1	27.1	32	22	20	4	4	17	20	1.79	1	
Edinson Batista	0	0	0.00	1	0	0	0	0	1.0	0	0	0	0	0	0	0	0.00	0	
Jose Betances	0	4	6.75	24	0	0	0	3	38.2	29	33	29	4	14	37	53	1.71	0	
Walker Brockhouse	0	1	3.00	10	0	0	0	0	15.0	12	8	5	3	1	11	18	1.53	0	
Aaron Brown	1	3	5.95	5	3	0	0	0	19.2	20	15	13	4	1	3	28	1.17	0	
Carlos Calderon	2	1	5.02	9	3	0	0	1	28.2	25	18	16	1	6	23	46	1.67	0	
Brayan De Paula	2	0	1.78	8	4	0	0	0	30.1	13	10	6	0	5	16	40	0.96	0	
Cody Deason	0	1	5.40	1	1	0	0	0	3.1	3	4	2	0	0	3	6	1.80	0	
Jacob DeLabio	0	0	1.80	5	0	0	0	1	5.0	3	1	1	0	0	8	7	2.20	0	
Whit Drennan	2	2	8.37	18	0	0	0	1	23.2	20	24	22	5	7	37	28	2.41	0	
Kasey Ford	1	2	5.06	12	0	0	0	1	16.0	15	10	9	2	2	9	20	1.50	1	
Ray Gaither	0	0	1.50	5	0	0	0	1	6.0	4	1	1	0	2	2	9	1.00	1	
Elvis Garcia	1	0	1.96	6	3	0	0	3	23.0	15	7	5	1	1	9	19	1.04	0	
Freylin Garcia	1	1	5.68	15	0	0	0	0	19.0	15	14	12	0	1	22	19	1.95	0	
Ronny Garcia	1	1	3.24	7	0	0	0	0	8.1	11	9	3	2	1	8	14	2.28	0	
Cesar Gomez	2	7	6.81	18	11	0	0	1	70.0	91	58	53	7	3	28	62	1.70	0	
Kyle Gruller	0	0	2.45	3	1	0	0	1	11.0	5	3	3	0	0	6	18	1.00	0	
Carlos Hiraldo	1	0	4.30	12	0	0	0	0	23.0	22	15	11	0	0	13	25	1.52	0	
Kevin Holcomb	2	2	5.04	18	0	0	0	0	25.0	21	19	14	1	1	28	36	1.96	1	
Josh James	0	0	0.00	2	2	0	0	0	2.0	2	0	0	0	0	2	1	2.00	0	
Ernesto Jaquez	1	3	7.97	18	0	0	0	1	20.1	22	18	18	4	1	20	24	2.07	0	
Alfredi Jimenez	1	3	4.11	12	6	0	0	1	50.1	45	26	23	5	5	14	55	1.17	0	
Kobe Kato	0	0	13.50	1	0	0	0	0	0.2	1	1	1	0	0	1	0	3.00	0	
Rhett Kouba	0	0	1.35	4	3	0	0	0	13.1	11	2	2	1	1	1	13	0.90	0	
Jairo Lopez	1	1	10.13	4	2	0	0	0	10.2	17	13	12	3	1	5	14	2.06	0	
Angel Macuare	0	1	1.15	4	2	0	0	1	15.2	8	4	2	1	0	5	24	0.83	0	
Yohander Martinez	0	0	0.00	2	0	0	0	0	1.1	1	0	0	0	0	1	0	1.50	0	
Chayce McDermott	0	0	3.44	6	4	0	0	0	18.1	11	8	7	3	0	10	33	1.15	0	
Christian Mejias	1	1	7.50	4	3	0	0	0	12.0	17	11	10	1	0	5	21	1.83	0	
Jaime Melendez	2	2	0.49	6	3	0	0	0	18.1	7	2	1	1	0	5	38	0.65	0	
Sean Mendoza	0	0	9.00	1	0	0	0	0	1.0	1	1	1	1	0	0	1	1.00	0	
Janos Meszaros	0	0	40.50	2	0	0	0	0	1.1	3	6	6	0	0	4	1	5.25	0	
Cristofer Mezquita	0	0	4.76	4	0	0	0	0	5.2	4	5	3	0	0	4	3	1.41	0	
Mark McClair Jr.	1	0	1.69	3	2	0	0	0	10.2	5	2	2	0	3	9	18	1.31	0	
Alex Palmer	0	0	1.80	1	0	0	0	0	5.0	2	1	1	0	0	0	8	0.40	0	
Juan Paulino	0	0	0.00	1	0	0	0	0	0.2	0	0	0	0	0	0	0	0.00	0	
Peyton Plumlee	2	2	3.94	9	6	0	0	0	29.2	24	17	13	5	4	9	34	1.11	0	
Daniel Procopio	1	0	7.71	8	0	0	0	0	9.1	7	9	8	0	0	11	11	1.93	0	
Austin Pruitt	0	2	11.57	2	2	0	0	0	2.1	5	4	3	0	0	1	1	2.57	0	
Yeuris Ramirez	0	0	9.00	1	0	0	0	0	1.0	1	1	1	1	0	1	0	2.00	0	
Fabricio Reina	3	4	7.65	17	5	0	0	0	42.1	33	47	36	5	13	50	37	1.96	1	
Julio Robaina	4	1	3.63	11	4	0	0	0	44.2	39	23	18	1	0	18	46	1.28	0	
Elian Rodriguez	1	2	5.47	9	4	0	0	0	26.1	23	18	16	4	2	27	28	1.90	0	
Bryant Salgado	1	1	3.97	4	1	0	0	1	11.1	8	6	5	1	1	9	10	1.50	0	
Alex Santos II	2	2	3.46	12	7	0	0	1	41.2	31	18	16	2	1	30	48	1.46	1	
Jayson Schroeder	2	2	9.06	17	9	0	0	0	48.2	42	51	49	2	10	65	50	2.20	1	
Jonathan Sprinkle	1	0	0.82	9	0	0	0	0	11.0	4	2	1	0	2	9	22	1.18	0	
Misael Tamarez	4	2	3.98	12	6	0	0	1	43.0	28	21	19	3	4	28	64	1.30	0	
Diosmerky Taveras	3	4	5.19	17	9	0	0	0	60.2	53	41	35	1	10	43	72	1.58	0	
Heitor Tokar	3	3	4.73	11	4	0	0	2	40.0	39	24	21	3	3	8	37	1.18	0	
Ronaldo Urdaneta	0	0	0.00	1	0	0	0	0	1.0	1	0	0	0	0	1	0	2.00	0	
Luis Vega	1	2	6.05	7	1	0	0	0	19.1	13	15	13	2	0	12	23	1.29	0	
Will Wagner	0	0	0.00	1	0	0	0	0	1.1	0	0	0	0	0	0	2	0.00	0	
Team Total	55	65	5.00	120	120	0	0	23	1026.2	868	671	570	85	111	691	1224	1.52	7	
FRAYETTEVILLE PRO BASEBALL																			
2022																			
FRAYETTEVILLE WOODPECKERS																			

2021 DAY-BY-DAY

G#	Date	Opp.	Score	Record	Pos. / G+-	Win / Loss / Save	Time	Att.
1	5/4	@ CAR	L, 6-5	0-1	T-3rd, -1.0 GB	Uribe (1-0) / Tamarez (0-1) / Robinson (1)	3:13	1,262
2	5/5	@ CAR	L, 5-3	0-2	T-3rd, -2.0 GB	Matulovich (1-0) / Jimenez (0-1) / Reifert (1)	3:10	713
3	5/6	@ CAR	L, 12-2	0-3	T-3rd, -3.0 GB	Shook (1-0) / Mejias (0-1) / -	3:17	952
4	5/7	@ CAR	W, 8-4	1-3	3rd, -2.0 GB	Drennan (1-0) / Bullock (0-1) / -	3:21	1,620
5	5/8	@ CAR	L, 6-2	1-4	3rd, -3.0 GB	Geraldo (1-0) / Macuare (0-1) / -	3:30	1,950
6	5/9	@ CAR	L, 8-5	1-5	3rd, -5.0 GB	Reifert (1-0) / Gomez (0-1) / -	3:13	1,577
7	5/11	vs. KAN	W, 10-1	2-5	3rd, -5.0 GB	Mocclair Jr. (1-0) / Kelley (0-1) / -	3:24	2,408
8	5/12	vs. KAN	W, 9-2	3-5	3rd, -4.5 GB	Mejias (1-1) / Solesky (0-1) / -	3:41	1,859
9	5/13	vs. KAN	W, 7-6	4-5	3rd, -4.0 GB	Melendez (1-0) / Fernandez (0-1) / -	4:00	2,301
10	5/14	vs. KAN	W, 5-0	5-5	3rd, -3.0 GB	Jaquez (1-2) / Silven (0-1) / Macuare (1)	2:29	2,804
11	5/15	vs. KAN	L, 1-0	5-6	3rd, -2.0 GB	Burke (1-1) / Gomez (0-2) / Evey (1)	2:44	3,380
12	5/16	vs. KAN	W, 12-2	6-6	3rd, -3.0 GB	Sprinkle (1-0) / Kelley (0-2) / -	3:41	3,317
13	5/18	@ AUG	W, 9-4	7-6	3rd, -2.0 GB	De Paula (1-0) / Seipel (0-1) / -	3:30	3,230
14	5/19	@ AUG	L, 6-5	7-7	3rd, -3.0 GB	Pena (1-0) / Melendez (1-1) / Wells (1)	3:38	3,469
15	5/20	@ AUG	L, 3-2	7-8	3rd, -4.0 GB	Rodriguez (1-1) / Reina (0-1) / Yeager (1)	2:47	3,090
16	5/21	@ AUG	W, 11-10	8-8	3rd, -3.0 GB	Drennan (2-0) / Owens (0-2) / Garcia (1)	4:41	3,998
17	5/22	@ AUG	L, 6-5	8-9	3rd, -4.0 GB	Pena (2-0) / Jaquez (1-1) / -	3:14	4,315
18	5/23	@ AUG	W, 9-1	9-9	3rd, -4.0 GB	De Paula (2-0) / Barger (0-1) / -	3:02	3,112
19	5/25	@ CHA	L, 3-1	9-10	3rd, -4.0 GB	Bradley (1-2) / Drennan (2-1) / White (3)	2:51	2,460
20	5/26	@ CHA	L, 2-0	9-11	3rd, -4.0 GB	Yancy (1-0) / Plumlee (0-1) / Figueroa (3)	2:44	2,111
21	5/27	@ CHA	L, 10-7	9-12	3rd, -5.0 GB	Doxakis (3-0) / Schroeder (0-1) / -	3:16	4,302
22	5/28	@ CHA	L, 5-4	9-13	3rd, -6.0 GB	Cumbie (1-0) / Garcia (0-1) / Felipe (1)	2:53	4,603
23	5/29	@ CHA	L, 7-6	9-14	3rd, -6.0 GB	Gross (2-0) / Jaquez (1-2) / -	3:36	3,597
24	5/30	@ CHA	L, 12-2	9-15	3rd, -7.0 GB	Bradley (2-2) / Barry (0-1) / -	2:47	4,862
25	6/1	vs. KAN	L, 7-3	9-16	3rd, -7.0 GB	Valles (1-0) / Melendez (1-2) / Mikel (1)	3:41	2,116
6/2	vs. KAN	POSTPONED TO 6/4 DUE TO RAIN						
6/3	vs. KAN	POSTPONED TO 7/21 DUE TO RAIN						
26	6/4	vs. KAN	W, 7-2	10-16	3rd, -6.5 GB	Schroeder (1-1) / Dalquist (0-2) / -	2:28	-
27	6/4	vs. KAN	W, 2-1	11-16	3rd, -6.0 GB	Holcomb (1-0) / Silven (0-4) / -	2:03	3,787
28	6/5	vs. KAN	L, 5-4	11-17	3rd, -7.0 GB	Moore (1-0) / Betances (0-1) / -	3:10	4,396
29	6/6	vs. KAN	W, 6-0	12-17	3rd, -6.0 GB	Vega (1-0) / Thompson (0-3) / -	2:56	2,516
30	6/8	vs. DE	W, 3-0	13-17	3rd, -6.0 GB	Melendez (2-2) / Matthews (1-1) / -	2:39	1,953
31	6/9	vs. DE	L, 6-3	13-18	3rd -6.0 GB	Sparks (1-0) / Jimenez (0-2) / Corbett (4)	3:03	2,009
32	6/10	vs. DE	W, 10-9	14-18	3rd -6.0 GB	Plumlee (1-1) / Laio (3-2) / -	3:28	2,399
33	6/11	vs. DE	L, 4-0	14-19	3rd -6.0 GB	Roby (2-2) / Tavares (0-1) / Tejeda (1)	2:38	3,756
34	6/12	vs. DE	L, 6-3	14-20	3rd -7.0 GB	Thompson (1-0) / Vega (1-1) / -	3:48	4,419
35	6/13	vs. DE	L, 4-3	14-21	3rd -8.0 GB	Englert (2-1) / Gomez (0-3) / Corbett (5)	3:00	3,306
36	6/15	@ CAR	L, 11-2	14-22	3rd, -8.0 GB	Knarr (2-1) / Pruitt (0-1) / -	3:06	1,114
37	6/16	@ CAR	W, 14-6	15-22	3rd, -7.0 GB	Tamarez (1-1) / Cruz (2-4) / -	3:45	1,414
38	6/17	@ CAR	L, 8-7	15-23	3rd, -8.0 GB	Guerrero (2-0) / Tavares (0-2) / Uribe (2)	3:49	2,088
39	6/18	@ CAR	L, 5-4	15-24	3rd, -9.0 GB	Robinson (1-0) / Vega (1-2) / -	3:46	4,276
40	6/19	@ CAR	L, 10-6	15-25	3rd, -10.0 GB	Belzer (3-1) / Pruitt (0-2) / Geraldo (2)	3:45	4,099
6/20	@ CAR	POSTPONED TO 6/30 DUE TO RAIN						
41	6/22	@ KAN	W, 4-1	16-25	3rd, -9.5 GB	Robaina (1-0) / Dalquist (1-3) / Tokar (1)	2:48	1,832
42	6/23	@ KAN	L, 4-3	16-26	3rd, -10.5 GB	Jimenez (0-3) / Cruz (2-0) / Moore (4)	2:53	2,267
43	6/24	@ KAN	W, 6-2	17-26	3rd, -10.0 GB	Plumlee (2-1) / Carrasco (1-2) / Barry (1)	2:30	3,120
44	6/25	@ KAN	L, 5-4	17-27	3rd, -11.0 GB	Folman (1-1) / Reina (0-2) / Messer (1)	3:45	2,933
45	6/26	@ KAN	L, 8-7	17-28	3rd, -11.0 GB	Fernandez (1-1) / Holcomb (1-1) / -	3:57	4,930
46	6/27	@ KAN	L, 11-5	17-29	3rd, -11.5 GB	Biasi (1-0) / Santos (0-1) / Peralta (1)	3:14	2,514
47	6/29	vs. CAR	W, 2-3	18-29	3rd, -10.0 GB	Tamarez (2-1) / Robinson (1-1) / -	3:39	3,334
48	6/30	vs. CAR	W, 0-12	19-29	3rd, -9.0 GB	Barry (1-1) / Cruz (3-5) / -	2:23	-
49	6/30	vs. CAR	W, 6-4	20-29	3rd, -9.0 GB	Garcia (1-1) / Begue (0-1) / -	3:51	2,308
50	7/1	vs. CAR	W, 3-11	21-29	3rd, -8.0 GB	Schroeder (2-1) / Vassalotti (1-3) / -	3:34	2,987
51	7/2	vs. CAR	W, 6-3	22-29	3rd, -7.0 GB	Robaina (2-0) / Murphy (3-3) / -	3:22	3,525
52	7/3	vs. CAR	L, 1-11	22-30	3rd, -8.0 GB	Santos (0-2) / Belzer (4-2) / Matulovich (1)	3:34	5,817
53	7/4	vs. CAR	L, 6-3	22-31	3rd, -8.0 GB	Knarr (4-1) / Tamarez (2-2) / -	3:31	3,524
54	7/6	vs. DE	L, 9-7	22-32	3rd, -9.0 GB	Church (2-1) / Plumlee (2-2) / Smith (2)	3:41	2,275
54	7/7	vs. DE	W, 10-3	23-32	3rd, -9.0 GB	Reina (1-2) / Sparks (1-1) / -	2:38	1,965
55	7/8	vs. DE	GAME POSTPONED DUE TO TROPICAL STORM ELSA					
56	7/9	vs. DE	W, 5-3	24-32	3rd, -8.0 GB	Tavares (1-2) / Gomez (0-2) / Betances (1)	2:13	-
57	7/9	vs. DE	L, 11-9	24-33	3rd, -8.5 GB	Linarez (1-1) / Gomez (0-4) / -	3:34	3,540
58	7/10	vs. DE	W, 5-4	25-33	3rd, -9.0 GB	Jimenez (1-3) / Krauth (2-3) / Tamarez (1)	2:57	2,889
59	7/11	vs. DE	W, 14-9	26-33	3rd, -8.0 GB	Barry (2-1) / Englert (4-3) / -	3:44	2,741
60	7/13	@ SAL	L, 16-8	26-34	3rd, -9.5 GB	DiValerio (8-2) / Holcomb (1-2) / -	3:13	1,564

FRONT OFFICE

THE WOODPECKERS

MEDIA INFORMATION

HOUSTON ASTROS

2021 IN REVIEW

OPPONENTS

WOODPECKERS HISTORY

FAYETTEVILLE PRO BASEBALL

G#	Date	Opp.	Score	Record	Pos. / G+	Win / Loss / Save	Time	Att.
61	7/14	@ SAL	L, 7-4	26-35	3rd, -10.5 GB	Roedahl (2-1) / Taveras (1-3) / Arredondo (3)	3:22	1,831
62	7/15	@ SAL	W, 10-4	27-35	3rd, 10.0 GB	Robaina (3-0) / Drohan (2-2) / -	3:12	2,598
63	7/16	@ SAL	W, 7-6	28-35	3rd, 10.0 GB	Tamarez (3-2) / Blalock (0-5) / Jimenez (1)	3:01	3,586
64	7/17	@ SAL	W, 8-4	29-35	3rd, 10.0 GB	Procopio (1-0) / Arredondo (0-1) / -	3:42	2,719
65	7/18	@ SAL	L, 7-3	29-36	3rd, -11.0 GB	Liu (2-0) / Reina (1-3) / -	2:52	1,632
66	7/20	vs. KAN	L, 4-5	29-37	3rd, -11.0 GB	Peralta (1-0) / Taveras (1-4) / Moore (6)	3:31	2,300
67	7/21	vs. KAN	L, 4-9	29-38	3rd, -11.0 GB	Folman (3-2) / Robaina (1-2) / Milto (1)	2:25	
68	7/21	vs. KAN	L, 5-9	29-39	3rd, -12.0 GB	Alston (1-2) / Gomez (0-5) / Stevens (4)	2:36	1,804
69	7/22	vs. KAN	W, 3-8	30-39	3rd, -12.0 GB	Holcomb (2-2) / Mikel (2-2) / Gruller (1)	2:35	2,582
70	7/23	vs. KAN	W, 3-2	31-39	3rd, -12.0 GB	Tamarez (4-2) / Solesky (1-5) / -	3:16	4,612
71	7/24	vs. KAN	L, 2-0	31-40	3rd, -12.0 GB	Acevedo (2-4) / Schroeder (2-2) /	2:44	4,433
72	7/25	vs. KAN	W, 2-0	32-40	3rd, -12.0 GB	Santos (1-2) / Peralta (1-1) / -	2:20	2,561
73	7/27	@ DE	L, 7-5	32-41	3rd, -12.0 GB	Cole (2-0) / Rodriguez (0-1) / Church (3)	3:09	1,209
728	@ DE				POSTPONED TO 7/29 DUE TO RAIN			
74	7/29	@ DE	L, 8-5	32-42	3rd, -12.0 GB	Mraz (3-3) / Jaquez (1-3) / -	2:45	2,652
75	7/29	@ DE	L, 4-3	32-43	3rd, -12.0 GB	Linares (2-1) / Drennan (2-2) / -	2:47	1,614
76	7/30	@ DE	L, 15-10	32-44	3rd, -13.0 GB	Filpo (2-2) / Reina (1-4) / -	4:00	1,547
77	7/31	@ DE	W, 8-4	33-44	3rd, -13.0 GB	Taveras (2-4) / Krauth (3-5) / Drennan (1)	3:33	2,353
78	8/1	@ DE	L, 12-11	33-45	3rd, -13.0 GB	Dolson (2-0) / Tokar (0-1) / McDowell (1)	2:18	966
79	8/3	vs. FBN	W, 10-0	34-45	3rd, -12.0 GB	Robaina (4-1) / Theophile (1-8) / Gomez (1)	2:51	1,908
80	8/4	vs. FBN	L, 4-1	34-46	3rd, -12.5 GB	Alastre (1-1) / Betances (0-2) / -	3:22	1,930
81	8/5	vs. FBN	W, 10-5	35-46	3rd, -12.5 GB	Reina (2-4) / Seijas (3-10) / Calderon (1)	3:04	2,592
82	8/6	vs. FBN	W, 4-1	36-46	3rd, -12.5 GB	Santos (2-2) / Cuevas (0-4) / Tokar (2)	2:53	3,641
83	8/7	vs. FBN	W, 6-4	37-46	3rd, -12.5 GB	Rodriguez (1-1) / Turner (1-1) / -	3:07	3,688
84	8/8	vs. FBN	L, 2-0	37-47	3rd, -13.5 GB	Theophile (2-8) / Gomez (0-6) / Yankosky (2)	2:23	2,284
85	8/10	@ COL	L, 21-5	37-48	3rd, -13.5 GB	De Avila (7-4) / Calderon (0-1) / -	3:52	1,574
86	8/11	@ COL	L, 5-3	37-49	3rd, -14.5 GB	Noriega (5-4) / Deason (0-1) / Phillips (2)	3:16	1,857
87	8/12	@ COL	L, 15-4	37-50	3rd, -14.5 GB	Marquez (6-1) / Tokar (0-2) / -	3:50	2,157
88	8/13	@ COL	W, 5-4	38-50	3rd, -13.5 GB	Taveras (3-4) / Wallace (1-4) / -	3:29	3,144
89	8/14	@ COL	L, 8-5	38-51	3rd, -14.5 GB	Bloye (1-0) / Gomez (0-7) / Peralta (1)	3:13	5,038
90	8/15	@ COL	W, 3-2	39-51	3rd, -13.5 GB	Calderon (1-1) / Alcantara (4-6) / Ford (1)	3:05	2,037
91	8/17	vs. MB	W, 8-1	40-51	3rd, -13.5 GB	Garcia (1-0) / Gallardo (2-8) / -	3:10	1,797
92	8/18	vs. MB	L, 7-2	40-52	3rd, -14.5 GB	Schlafler (1-3) / Tokar (0-3) / -	2:45	2,387
93	8/19	vs. MB	L, 5-3	40-53	3rd, -14.5 GB	Stambaugh (1-0) / Rodriguez (1-2) / Jaramillo (3)	3:24	2,4999
94	8/20	vs. MB	W, 3-1	41-53	3rd, -15.5 GB	Gomez (1-7) / Gonzalez (4-5) / Betances (2)	2:13	3,715
95	8/21	vs. MB	W, 5-4	42-53	3rd, -15.5 GB	Hiraldo (1-0) / Reid (4-5) / -	3:36	5,144
96	8/22	vs. MB	W, 9-7	43-53	3rd, -15.5 GB	Brown (1-0) / Jaramillo (4-2) / Betances (3)	2:50	2,505
97	8/24	@ DE	W, 4-2	44-53	3rd, -16.0 GB	Reina (3-4) / Brewer (0-1) / Hiraldo (1)	2:58	3,989
98	8/25	@ DE	L, 5-4	44-54	3rd, -16.0 GB	Manon (2-0) / Betances (0-3) / -	2:43	980
99	8/26	@ DE	W, 10-3	45-54	3rd, -15.0 GB	Gomez (2-7) / Lockhart (1-1) / -	3:37	952
100	8/27	@ DE	L, 6-5	45-55	3rd, -15.0 GB	Sechler (3-0) / Ford (0-4) / Manon (3)	3:36	1,123
101	8/28	@ DE	L, 5-1	45-56	3rd, -15.0 GB	Krauth (4-7) / Brown (1-1) / -	2:14	1,304
102	8/29	@ DE	W, 9-1	46-56	3rd, -15.0 GB	Salgado (1-0) / White (0-1) / -	3:32	1,369
103	8/31	vs. AUG	W, 6-4	47-56	3rd, -14.0 GB	Tokar (1-3) / Rodriguez (2-3) / -	2:36	1,887
104	9/1	vs. AUG	L, 6-5	47-57	3rd, -14.0 GB	Williams (2-0) / Brockhouse (0-1) / -	3:43	1,585
105	9/2	vs. AUG	W, 6-3	48-57	3rd, -14.0 GB	Arrighetti (1-0) / Hoffmann (0-2) / Santos (1)	3:07	3,206
106	9/3	vs. AUG	W, 7-4	49-57	3rd, -13.0 GB	Calderon (2-1) / Van Buren (1-4) / Hiraldo (2)	3:39	3,421
107	9/4	vs. AUG	L, 6-2	49-58	3rd, -14.0 GB	Barger (3-4) / Salgado (1-1) / -	2:36	4,075
108	9/5	vs. AUG	L, 8-6	49-59	3rd, -15.0 GB	Spain (1-0) / Lopez (0-1) / -	3:07	2,476
109	9/7	@ KAN	W, 9-1	50-59	3rd, -15.0 GB	Arrighetti (2-0) / Alston (3-3) / Hiraldo (3)	3:08	1,798
110	9/8	@ KAN	W, 5-3	51-59	3rd, 15.0 GB	Ford (1-1) / Cable (0-2) / Garcia (1)	3:29	1,741
111	9/9	@ KAN	L, 3-1	51-60	3rd, -15.0 GB	Hazelwood (1-0) / Brown (1-2) / Denlinger (2)	2:29	2,494
112	9/10	@ KAN	L, 6-3	51-61	3rd, -16.0 GB	Ellard (1-0) / Betances (0-4) / Cable (2)	3:24	4,233
113	9/11	@ KAN	W, 9-8	52-61	3rd, -16.0 GB	Tokar (2-3) / Speer (1-2) / DeLabio (1)	3:55	5,088
114	9/12	@ KAN	L, 6-2	52-62	3rd, -16.0 GB	Simas (2-0) / Arrighetti (2-1) / -	3:04	2,637
115	9/14	vs. CAR	L, 10-7	52-63	3rd, -17.0 GB	Miller (1-1) / Garcia (0-1) / -	3:39	1,899
116	9/15	vs. CAR	L, 9-2	52-64	3rd, -18.0 GB	Montero (1-0) / Brown (1-3) / -	3:36	2,101
117	9/16	vs. CAR	W, 5-2	53-64	3rd, -17.0 GB	Tokar (3-3) / Cruz (6-6) / Salgado (1)	2:25	3,662
118	9/17	vs. CAR	W, 10-5	54-64	3rd, -17.0 GB	Lopez (1-1) / Tripp (0-1) / -	3:23	5,426
119	9/18	vs. CAR	W, 2-1	55-64	3rd, -16.0 GB	Garcia (1-1) / Meeker (1-2) / -	3:11	4,221
120	9/19	vs. CAR	L, 5-2	55-65	3rd, -17.0 GB	Peden (2-0) / Ford (1-2) / Campbell (1)	2:53	4,100

2021 TRANSACTIONS

#	Date	Add/Delete	Player	Position	To	81	7/31	ADD	Yainer Diaz	C	Fayetteville
1	5/9	DELETE	Cristofer Mesquita	LHP	Asheville	82	8/2	DELETE	Kenedy Corona	OF	Florida Complex
2	5/11	ADD	Peyton Plumlee	RHP	Fayetteville	83	8/2	DELETE	Yohander Martinez	INF	Florida Complex
3	5/11	DELETE	Manny Ramirez	RHP	Florida Complex	84	8/2	DELETE	Ronaldo Urdaneta	INF	Florida Complex
4	5/12	ADD	Jose Alvarez	C	Fayetteville	85	8/2	DELETE	Carlos Hurtado	C	Florida Complex
5	5/15	DELETE	Peyton Plumlee	RHP	Injured List	86	8/2	DELETE	Luis Guerrero	OF	Asheville
6	5/15	DELETE	Misael Tamarez	RHP	Injured List	87	8/2	DELETE	Luis Guerrero	OF	Asheville
7	5/15	DELETE	Alfredi Jimenez	RHP	Injured List	88	8/2	DELETE	Kyle Gruller	RHP	Asheville
8	5/15	ADD	Cristofer Mesquita	LHP	Asheville	89	8/2	ADD	Kobe Kato	INF	Fayetteville
9	5/15	ADD	Luis Vega	RHP	Fayetteville	90	8/2	ADD	Joey Loperfido	OF	Fayetteville
10	5/15	ADD	Diosmerky Taveras	RHP	Fayetteville	91	8/2	ADD	Michael Sandle	OF	Fayetteville
11	5/18	DELETE	Mark Modair Jr.	RHP	Asheville	92	8/2	ADD	Chad Stevens	INF	Fayetteville
12	5/23	ADD	Shea Barry	RHP	Fayetteville	93	8/2	ADD	Justin Williams	OF	Fayetteville
13	5/23	DELETE	Matthew Barefoot	OF	Asheville	94	8/2	ADD	Heitor Tokar	RHP	Fayetteville
14	5/25	DELETE	Joe Perez	INF	Asheville	95	8/2	ADD	Will Wagner	INF	Fayetteville
15	5/25	ADD	Yohander Martinez	INF	Fayetteville	96	8/3	ADD	Carlos Calderon	RHP	Fayetteville
16	5/26	ADD	Peyton Plumlee	RHP	Fayetteville	97	8/5	ADD	Adonis Giron	OF	Fayetteville
17	5/28	ADD	Alfredi Jimenez	RHP	Fayetteville	98	8/5	DELETE	Ernesto Jaquez	RHP	Asheville
18	5/28	DELETE	Christian Mejias	RHP	Injured List	99	8/6	DELETE	Freylin Garcia	RHP	Asheville
19	5/29	DELETE	Cristofer Mesquita	LHP	Florida Complex	100	8/6	DELETE	Joey Loperfido	OF	Injured List
20	5/29	ADD	Bryan Arias	LHP	Fayetteville	101	8/6	DELETE	Jordan Brewer	OF	Injured List
21	5/30	DELETE	Ronaldo Urdaneta	INF	Injured List	102	8/7	ADD	Quincy Hamilton	OF	Fayetteville
22	6/1	ADD	Cody Orr	OF	Fayetteville	103	8/9	DELETE	Julio Robaina	LHP	Asheville
23	6/2	DELETE	Janos Meszaros	RHP	Florida Complex	104	8/9	DELETE	Misael Tamarez	RHP	Asheville
24	6/3	ADD	Jose Betancos	RHP	Fayetteville	105	8/10	ADD	Cody Deason	RHP	Fayetteville
25	6/3	DELETE	Angel Macuare	RHP	Asheville	106	8/11	ADD	Kasey Ford	RHP	Fayetteville
26	6/3	ADD	Julio Robaina	LHP	Fayetteville	107	8/11	ADD	Elvis Garcia	RHP	Fayetteville
27	6/6	DELETE	Juan Paulino	C	Released	108	8/11	ADD	Ray Gailther	RHP	Fayetteville
28	6/8	ADD	Jordan Brewer	OF	Fayetteville	109	8/13	ADD	Walker Brookhouse	RHP	Fayetteville
29	6/8	DELETE	Shea Barry	RHP	Injured List	110	8/13	ADD	Jordan Brewer	OF	Fayetteville
30	6/10	DELETE	Jaime Melendez	RHP	Asheville	111	8/13	DELETE	Shea Barry	RHP	Injured List
31	6/10	ADD	Ronaldo Urdaneta	RHP	Fayetteville	112	8/16	DELETE	Whit Drennan	LHP	Released
32	6/11	ADD	Misael Tamarez	RHP	Fayetteville	113	8/16	DELETE	Daniel Procopio	RHP	Released
33	6/12	DELETE	Cody Orr	OF	Florida Complex	114	8/16	DELETE	Jayson Schroeder	RHP	Florida Complex
34	6/13	DELETE	Jonathan Sprinkle	RHP	Corpus Christi	115	8/16	DELETE	Yainer Diaz	C	Asheville
35	6/13	ADD	Heitor Tokar	RHP	Fayetteville	116	8/16	DELETE	Cody Deason	RHP	Asheville
36	6/14	DELETE	Heitor Tokar	RHP	Florida Complex	117	8/16	ADD	Miguel Palma	C	Fayetteville
37	6/14	ADD	Jonathan Sprinkle	RHP	Fayetteville	118	8/17	ADD	Chayce McDermott	RHP	Fayetteville
38	6/15	ADD	Austin Pruitt	RHP	Fayetteville	119	8/17	ADD	Aaron Brown	RHP	Fayetteville
39	6/16	ADD	Shea Barry	RHP	Fayetteville	120	8/25	ADD	Joey Loperfido	OF	Fayetteville
40	6/18	DELETE	Jonathan Sprinkle	RHP	Asheville	121	8/26	ADD	Bryant Salgado	RHP	Fayetteville
41	6/18	ADD	Heitor Tokar	RHP	Fayetteville	122	8/26	DELETE	Fabrizio Reina	RHP	Injured List
42	6/19	DELETE	Brayan De Paula	LHP	Asheville	123	8/30	DELETE	Cesar Gomez	RHP	Asheville
43	6/21	DELETE	Jose Alvarez	C	Florida Complex	124	8/30	DELETE	Diosmerky Taveras	RHP	Asheville
44	6/21	ADD	Nate Perry	C	Fayetteville	125	8/30	DELETE	Ray Gailther	RHP	Asheville
45	6/21	ADD	Alex Santos II	RHP	Fayetteville	126	8/30	ADD	Jairo Lopez	RHP	Fayetteville
46	6/21	MOVE	Christian Mejias	RHP	60-Day IL	127	8/30	ADD	Spencer Amighetti	RHP	Fayetteville
47	6/25	DELETE	Cesar Gomez	RHP	Temp. Inactive	128	8/30	ADD	Rhett Kouba	RHP	Fayetteville
48	6/25	ADD	Josh James - MLB Rehab	RHP	Fayetteville	129	9/2	ADD	Ronny Garcia	RHP	Fayetteville
49	6/28	DELETE	Luis Vega	RHP	Florida Complex	130	9/3	ADD	Jacob DeLalio	RHP	Fayetteville
50	6/28	DELETE	Heitor Tokar	RHP	Florida Complex	131	9/3	DELETE	Alex Santos	RHP	Development List
51	6/28	DELETE	Bryan Arias	INF	Asheville	132	9/16	ADD	Alex Palmer	RHP	Fayetteville
52	6/28	DELETE	Shay Whitcomb	INF	Asheville	133	9/16	DELETE	Elvis Garcia	RHP	Development List
53	6/28	ADD	Sean Mendoza	IF	Fayetteville	134	9/17	ADD	Edinson Batista	RHP	Fayetteville
54	6/28	ADD	Daniel Procopio	RHP	Fayetteville	135	9/17	DELETE	Heitor Tokar	RHP	Development List
55	7/2	ADD	Ronny Garcia	RHP	Fayetteville						
56	7/3	ADD	Cesar Gomez	RHP	Fayetteville						
57	7/5	DELETE	Ronny Garcia	RHP	Florida Complex						
58	7/8	ADD	Whit Drennan	LHP	Fayetteville						
59	7/14	ADD	Kyle Gruller	RHP	Fayetteville						
60	7/15	ADD	Pedro Baez - MLB Rehab	RHP	Fayetteville						
61	7/15	ADD	Franklin Pinto	OF	Fayetteville						
62	7/15	DELETE	Peyton Plumlee	RHP	Injured List						
63	7/15	DELETE	Yuris Ramirez	INF	Injured List						
64	7/19	DELETE	J.C. Correa	INF	Asheville						
65	7/19	DELETE	Luke Berryhill	C	Asheville						
66	7/19	DELETE	Zach Daniels	OF	Asheville						
67	7/19	DELETE	Franklin Pinto	OF	Florida Complex						
68	7/19	ADD	Carlos Hurtado	C	Fayetteville						
69	7/19	ADD	Luis Guerrero	OF	Fayetteville						
70	7/19	ADD	Victor Mascari	OF	Fayetteville						
71	7/19	ADD	Christian Gonzalez	INF	Fayetteville						
72	7/22	ADD	Ronny Garcia	RHP	Fayetteville						
73	7/26	DELETE	Ronny Garcia	RHP	Florida Complex						
74	7/26	DELETE	Alfredi Jimenez	RHP	Asheville						
75	7/26	ADD	Elian Rodriguez	RHP	Fayetteville						
76	7/29	DELETE	Carlos Hurtado	C	Asheville						
77	7/30	ADD	Carlos Hurtado	C	Fayetteville						
78	7/30	DELETE	Sean Mendoza	INF	Corpus Christi						
79	7/30	DELETE	Kevin Holcomb	RHP	Asheville						
80	7/30	ADD	Carlos Hiraldo	RHP	Fayetteville						

Team Miscellaneous

Longest Winning Streak.....	5 (6/29-7/2)
Longest Winning Streak, Home.....	5 (6/29-7/2)
Longest Winning Streak, Road.....	3 (7/15-7/17)
Longest Losing Streak.....	7 (5/25-6/3)
Longest Losing Streak, Home.....	3 (7/20-7/21)
Longest Losing Streak, Road.....	7 (5/25-6/15)
Longest Game, Innings.....	11 (6/26 @ KAN)
Longest Game, Time, 9 Innings.....	4:41 (5/21 @ AUG)
Shortest Game, Time, 9 Innings.....	2:14 (8/28 @ DE)
Largest Margin, Victory.....	10 (2x, LAST: 8/3 vs. FBG)
Largest Margin, Loss.....	16 (franchise record) (8/10 @ COL)
Largest Home Crowd.....	5,817 (7/3 vs. CAR)
Largest Road Crowd.....	5,088 (9/11 @ KAN)
Most Errors, Game.....	4, 2x, LAST: (6/27 @ KAN)
Most Opposing Errors, Game.....	6 (7/20 @ DEWD)
Hottest First Pitch Temp.....	92 degrees, (6/19 @ CAR)
Coldest First Pitch Temp.....	50 degrees (5/12 vs. KAN)

Team Batting

Most Runs, Game.....	14 (6/16 @ CAR)
Fewest Runs, Game.....	0, 3x, Last: (8/8 vs. FBG)
Most Runs, Inning.....	8 (7/11 vs. DEWD)
Most Hits, Game.....	15 (7/17 @ SAL)
Most Hits, Inning.....	6, 3rd Inning (6/16 @ CAR)
Fewest Hits, Game.....	1 (8/28 @ DEWD)
Most Doubles, Game.....	7 (5/7 @ CAR)
Most Triples, Game.....	2 (7/22 vs. KAN)
Most Home Runs, Game.....	4 (4X, last: 7/7 vs. DEWD)
Most Stolen Bases, Game.....	9 (6/17 @ CAR)
Most Strikeouts, Game.....	18 (5/9 @ CAR)
Fewest Strikeouts, Game.....	2 (5/16 vs. KAN)
Most Walks Drawn, Game.....	15 (9/11 @ KAN)
Most LOB, Game.....	16 (5/12 vs. KAN)
Largest Comeback.....	6 (5/13 vs. KAN)
Largest Lead Lost.....	6 (5/29 @ CSC)

Individual Batting

Most Runs Scored, Game.....	4 (Zach Daniels, 7/11 vs. DEWD)
Most Hits, Game.....	4 (Shay Whitcomb, 5/7 @ CAR)
Most Strikeouts, Game.....	4 multiple players
Most Walks, Game.....	3, multiple players
Most Doubles, Game.....	2, multiple players
Most Triples, Game.....	1, multiple players
Most Extra-Base Hits, Game.....	3 (Luke Berryhill, 7/13 @ SAL)
Most Home Runs, Game.....	2, 5x, LAST: Nate Perry (7/14 @ SAL)
Most Runs Batted in, Game.....	6 (Luke Berryhill, 7/13 @ SAL)
Most Stolen Bases, Game.....	3 (Arias, 6/17 @ CAR)

Team Pitching/Defense

Most Runs Allowed, Game.....	21 (franchise record) (8/10 @ COL)
Most Runs Allowed, Inning.....	10 (7th, 7/3 vs. CAR)
Most Hits Allowed, Game.....	17 (7/20 vs. KAN)
Fewest Hits Allowed, Game.....	0 (5/14 vs. KAN)
Most Home Runs Allowed, Game.....	3, 3X, LAST: (8/10 @ COL)
Most Stolen Bases Allowed, Game.....	5 (5/21 @ AUG)
Most Strikeouts Recorded, Game.....	18 (5/13 vs KAN)
Most Walks Issued, Game.....	20 (franchise record) (5/21 @ AUG)
Fewest Walks Issued, Game.....	0 (6/24 @ KAN)
Most Hit-by-Pitch.....	4 (6/15 @ CAR)
Most Errors Committed, Game.....	4 (6/27 @ KAN)
Most Wild Pitches, Game.....	10, (7/30 @ DE)

Individual Pitching

Longest Outing (Starter).....	7.0 IP (Alfredi Jimenez, 7/22 vs KAN)
Longest Outing (Reliever).....	5.2 IP, (Julio Robaina, 7/2 vs. CAR)
Consec. Scoreless Innings (Starter).....	13.2 (Brayan De Paula, 5/12-6/18)
Consec. Scoreless Innings (Reliever).....	11.2 (Carlos Hiraldo, 8/21-9/12)
Most Runs Allowed, Game (Starter).....	12 (Cesar Gomez, 7/21 vs. KAN)
Most Runs Allowed, Game (Reliever).....	7 (Ernesto Jaquez, 7/3 vs. CAR)
Most Hits Allowed, Game (Starter).....	12 (Cesar Gomez, 7/21 vs. KAN)
Most Hits Allowed, Game (Reliever).....	11 (Diosmerky Taveras (7/20 vs. KAN)
Most Strikeouts, Game (Starter).....	11 (Misael Tamarez, 8/4 vs. FBG)
Most Strikeouts, Game (Reliever).....	10 (Cristian Mejias, 5/12 vs. KAN)
Most Walks, Game (Starter).....	7 (Fabricio Reina, 7/30 @ DE)
Most Walks, Game (Reliever).....	7 (Whit Drennan, 5/21 @ AUG)

WALK-OFF WINS

Date	Batter	Game-Winner	Inning	Score	Opponent
5/13	-	E6 throwing error	9	7-6	vs. KAN
6/4	Yeuris Ramirez	2R HR	9	2-1	vs. KAN
6/29	-	Balk by Juan Geraldo	10	4-3	vs. CAR
7/22	Luis Guerrero	Bases loaded walk	9	4-3	vs. KAN
8/21	Jordan Brewer	RBI single	9	5-4	vs. MB
9/18	Will Wagner	RBI single	10	2-1	vs. CAR

Awards

LOW-A EAST PITCHER OF THE WEEK

Brayan De Paula - 5/23/21 - , 9.0 IP, 1 H, 0 R, 3 BB, 15 K

SOUTHERN LEAGUE PLAYER OF THE WEEK

Luke Berryhill (July 13-18) .522/.577/1.043, 3 HR, 3 2B, 9

RBI, 8 R

Michael Sandle (August 23-29) - .524/.583/1.190, 4 HR, 3B, 9

RBI, 9 R, 3 BB, 3 K

Low-A East Overall Standings

NORTH	REC	GB	CENTRAL	REC	GB	SOUTH	REC	GB
Salem (BOS)	71-49	--	Down East (TEX)	72-48	--	Charleston (TB)	82-38	--
Delmarva (BAL)	68-52	3.0	Carolina (MIL)	68-52	4.0	Myrtle Beach (CHC)	59-61	23.0
Lynchburg (CLE)	58-62	13.0	Fayetteville (HOU)	55-65	17.0	Augusta (ATL)	54-66	28.0
Fredericksburg (WAS)	44-76	27.0	Kannapolis (CWS)	40-79	31.5	Columbia (KC)	48-71	33.5

Woodpeckers RECORD WHEN...

Home 35-25
 Away 20-40
 Extras 2-4
 Double Headers 5-5

vs. LHP 48-49
 vs. RHP 5-15

Scoring First 32-30
 Opponent Scores First 21-34

Leading After 6 41-14
 Trailing After 6 8-44
 Tied After 6 4-6
 Leading After 7 47-9
 Trailing After 7 3-50
 Tied After 7 3-4
 Leading After 8 40-2
 Trailing After 8 3-52
 Tied After 8 3-5

One-Run Games 11-20
 Two-Run Games 10-12

Scoring 4 or Fewer ... 10-40
 Scoring 5 or More 43-23

Series W-L-T 6-7-7
 Series Sweeps 0-1

Out-Hitting Opponent 43-23
 Out-Hit by Opponent... 7-36
 Hits are Equal 3-4

Game 1 of Series..... 10-10
 Game 2 of Series..... 17-11
 Game 3 of Series..... 19-9
 Game 4 of Series..... 17-11
 Game 5 of Series..... 17-9
 Game 6 of Series..... 7-11
 Rubber Match 4-5

April 15-10
 May 17-11
 June 13-13
 July 18-11
 August/September... 18-14

Tuesday 10-10
 Wednesday 6-14
 Thursday 10-9
 Friday 14-8
 Saturday 7-13
 Sunday 8-10

TEAM LEADERS (LEAGUE RANK)

Average Nerio Rodriguez, .253 (24th)
 Hits Yainer Diaz, 86 (20th)
 Doubles Yainer Diaz, 21 (T-6th)
 Triples..... Justin Dirden / N.Rodriguez, 3 (T-21st)
 Home Runs Justin Dirden, 11 (T-13th)
 RBI Yainer Diaz, 57(9th)
 Runs Jordan Brewer, 49 (T-38th)
 Stolen Bases Ronaldo Urdaneta, 23 (T-12th)
 Wins Julio Robaina / Misael Tamaraz, 4 (T-32nd)
 Saves ... Jose Betances / Carlos Hiraldo, 3 (T-24th)
 ERA Alex Santos, 3.35 (--)
 Innings Pitched Cesar Gomez, 70.0 (T-30th)
 Strikeouts Diosmerky Taveras, 72 (T-35th)
 Games Jose Betances, 24 (T-32nd)

WOODPECKERS ALL-TIME (2019-21)

WON: 127 LOST: 132 PCT: .490

EJECTIONS

Player	Date	Umpire	Reason
Ray Hernandez	5/15	Tre Jester	Arguing batters interference
Todd Naskedov	6/12	Joe Belangia	Arguing balls and strikes
Sean Godfrey	6/19	Steve Craze	Threw chair on field
Sean Godfrey	8/11	Steve Craze	Arguing check swing by Perry
Joe Thon	8/13	Jesse Bush	Arguing catchers interference
Todd Naskedov	9/1	Jacob McConnell	Arguing check swing appeal
Nate Perry	9/8	Jared Moehlmann	Arguing out call at third base

Misael Tamaraz led the Woodpeckers in strikeout rate in 2021.



OPPONENTS





Augusta
GREENJACKETS



187 Railroad Ave
North Augusta, SC 29841
www.greenjacketsbaseball.com
South Division
League Titles: 1989, 1995, 1999, 2008

Phone: (803) 349-9467
Fax: (803) 349-9434
@GreenJackets
2021 Record: 54-66

Front Office

General Manager.....Brandon Greene
Media Contact.....Mitchell Speltz (mspeltz@greenjacketsbaseball.com)
Broadcaster.....Mitchell Speltz

Field Staff

Manager.....Nestor Perez
Pitching Coach.....Mike Steed
Hitting Coach.....Connor Narron
Bench Coach.....Myles Schroder

Braves Top 20 Prospects By MLB.com

- | | | | |
|--------------------------|-------------------------|--------------------------------|---------------------------|
| 1. Michael Harris II, OF | 6. Braden Shawmake, SS | 11. Jesse Franklin V, OF | 16. Ambioris Tavarez, SS |
| 2. Spencer Strider, RHP | 7. Vaughn Grissom, SS | 12. Spencer Schwellenbach, RHP | 17. AJ Smith-Shawver, RHP |
| 3. Drew Waters, OF | 8. Tucker Davidson, LHP | 13. Victor Vodnik, RHP | 18. Cal Conley, SS |
| 4. Kyle Muller, LHP | 9. Freddy Tamok, RHP | 14. Darius Vines, RHP | 19. Diego Benitez, SS |
| 5. Bryce Elder, RHP | 10. Jared Shuster, LHP | 15. Indigo Diaz, RHP | 20. Brooks Wilson, RHP |

Notable Alumni

Moises Alou.....1988
Bronson Arroyo.....1996
Madison Bumgarner.....2008
Jason Kendall.....1993
Jon Lester.....2003
Aramis Ramirez.....1996
Dustin Pedroia.....2004
Hanley Ramirez.....2003
Sergio Romo.....2006
Pablo Sandoval.....2006
Brian Wilson.....2005
Tim Wakefield.....1999
Kevin Youkilis.....2001-2002

The Atlanta Braves

Ballpark Name.....Truist Park
Address.....75 Battery Ave SE, Atlanta, GA 30339
Phone.....(404) 577-9100
Website.....www.mlb.com/braves

Farm System

Triple-A.....Gwinnett Strippers (INT)
Double-A.....Mississippi Braves (SOU)
Advanced Class-A.....Rome Braves (SAL)
Low Class-A.....Augusta GreenJackets (CAR)
Rookie.....FCL Braves (FCL)

Minor League Complex

Complex.....CoolToday Park-Sarasota
Address.....18800 South West Villages Parkway
City.....Venice, FL 34293
Phone.....(941) 413-5000

Home Facility

Ballpark Name (Built).....SRP Park (2018)
2021 Total Attendance.....211,561
Capacity.....4,782
Dimensions.....LF-330', CF-395', RF-318'

2022 Schedule

April 19.....at Augusta (7:05 PM)
April 20.....at Augusta (7:05 PM)
April 21.....at Augusta (7:05 PM)
April 22.....at Augusta (7:05 PM)
April 23.....at Augusta (6:05 PM)
April 24.....at Augusta (1:35 PM)
June 21.....Augusta (7:05 PM)
June 22.....Augusta (7:05 PM)
June 23.....Augusta (7:05 PM)
June 24.....Augusta (7:05 AM)
June 25.....Augusta (5:05 PM)
June 26.....Augusta (2:05 PM)

Woodpeckers vs. GreenJackets

All-Time Record:.....6-6
All-Time Record at SRP Park.....3-3
All-Time Record at Segra Stadium.....3-3
Largest Margin of Victory.....8, 9-1, 5/23/21
Largest Margin of Defeat.....4, 6-2, 9/4/21
Most Runs Scored/Game.....11, 5/21/21
Most Runs Allowed/Game.....10, 5/21/21
Longest Winning Streak.....2, 9/21-9/3/21
Longest Losing Streak.....2, 9/4/21-9/5/21
Series Sweeps, Woodpeckers.....N/A
Series Sweeps, GreenJackets.....N/A





Carolina MUDCATS



1501 NC-39
Zebulon, NC 27597
www.carolinamudcats.com
North Division
League Titles: 1995, 2003

Phone: (919) 269-2287
Fax: (919) 269-4910
@CarolinaMudcats
2021 Record: 68-52

Front Office

General Manager.....Eric Gardner
Media Contact.....Greg Young (Gregory.YoungJr@carolinamudcats.com)
Broadcaster.....Greg Young

Field Staff

Manager.....Victor Estevez
Pitching Coach.....Drew Thomas
Hitting Coach.....Ken Joyce
Bench Coach.....Jorge Ortega

Brewers Top 20 Prospects By MLB.com

- | | | | |
|-------------------------|-------------------------|------------------------|----------------------------|
| 1. Sal Frelick, OF | 6. Jeferson Quero, C | 11. Freddy Zamora, SS | 16. Hendry Mendez, OF |
| 2. Joey Weimer, OF | 7. Tyler Black, 2B | 12. Felix Valerio, INF | 17. Russell Smith, LHP |
| 3. Aaron Ashby, LHP | 8. Ethan Small, LHP | 13. Eduardo Garcia, SS | 18. Koray Howell, OF/SS/3B |
| 4. Garrett Mitchell, OF | 9. Hedbert Perez, OF | 14. Joe Gray Jr., OF | 19. Xavier Warren, 3B/1B |
| 5. Brice Turang, SS/2B | 10. Jackson Chourio, OF | 15. Antoine Kelly, LHP | 20. Logan Henderson, RHP |

Notable Alumni

Miguel Cabrera.....	2003
Matt Holliday.....	2002
Adrian Gonzalez.....	2003
Jason Kendall.....	1994-1995
Tim Lincecum.....	1991, 1993
Francisco Lindor.....	2013
Anibal Sanchez.....	2006, 2008
Todd Frazier.....	2009
Josh Johnson.....	2005, 2007-2008
Jon Lieber.....	1993-1994
Chone Figgins.....	2001
Bronson Arroyo.....	1998
Dontrelle Willis.....	2003
Josh Willingham.....	2003-2004, 2006, 2008
Didi Gregorius.....	2011
Jason Vargas.....	2005
Juan Pierre.....	2000
Yasmani Grandal.....	2011
Aaron Cook.....	2002
Zack Cozart.....	2009
Clint Barmes.....	2002
Cameron Maybin.....	2008
Mike Clevinger.....	2014

The Milwaukee Brewers

Ballpark Name.....American Family Field
Address.....1 Brewers Way, Milwaukee, WI 53214
Phone.....(414) 902-4500
Fax.....(414) 902-4053
Website.....www.brewers.com

Farm System

Triple-A.....Nashville Sounds (INT)
Double-A.....Biloxi Shuckers (SOU)
Advanced Class-A.....Wisconsin Timber Rattlers (MWL)
Low Class-A.....Carolina Mudcats (CAR)
Rookie.....ACL Brewers Blue/Gold (ACL)

Minor League Complex

Complex.....American Family Fields of Phoenix
Address.....3600 N. 51st Ave
City.....Phoenix, AZ 85031
Phone.....(623) 245-5600

Home Facility

Ballpark Name (Built).....Five County Stadium (1991)
2021 Total Attendance.....98,976
Capacity.....6,500
Dimensions.....LF-330', CF-400', RF-365'



2022 Schedule

May 10.....	Carolina (7:05 PM)
May 11.....	Carolina (7:05 PM)
May 12.....	Carolina (7:05 PM)
May 13.....	Carolina (7:05 PM)
May 14.....	Carolina (5:05 PM)
May 15.....	Carolina (2:05 PM)
June 28.....	② Carolina (7:00 PM)
June 29.....	② Carolina (7:00 PM)
July 1.....	② Carolina (7:00 PM)
July 2.....	② Carolina (6:30 PM)
July 3.....	② Carolina (6:30 PM)
July 26.....	Carolina (7:05 PM)
July 27.....	Carolina (7:05 PM)
July 28.....	Carolina (7:05 PM)
July 29.....	Carolina (7:05 PM)
July 30.....	Carolina (5:05 PM)
July 31.....	Carolina (2:05 PM)
August 16.....	② Carolina (7:00 PM)
August 17.....	② Carolina (7:00 PM)
August 18.....	② Carolina (7:00 PM)
August 19.....	② Carolina (7:00 PM)
August 20.....	② Carolina (5:00 PM)
August 21.....	② Carolina (1:00 PM)

Woodpeckers vs. Mudcats

All-Time Record:.....21-23
All-Time Record at Five County Stadium.....7-14
All-Time Record at MGM Park.....14-9
Largest Margin of Victory.....11, 11-0, 5/19/19
Largest Margin of Defeat.....10, 12-2, 5/6/21
Most Runs Scored/Game.....12, 6/30/21
Most Runs Allowed/Game.....12, 5/6/21
Longest Winning Streak.....5, 6/29/21-7/2/21
Longest Losing Streak.....4, 7/31/21-9/15/21
Series Sweeps, Woodpeckers 3-gm series, 7/26/19-7/28
Series Sweeps, Mudcats.....N/A



Charleston RIVERDOGS

360 Fishburne Street
Charleston, SC
www.riverdogs.com
South Division
League Titles: 2021

Phone: (731) 988-5299
Fax: (731) 988-5246
@ChasRiverDogs
2021 Record: 82-38



Front Office

General Manager Dave Echols
Media Contact Jason Kempf (jkempf@riverdogs.com)
Broadcaster Jason Kempf

Field Staff

Manager Blake Butera
Pitching Coach R.C. Lichtenstein
Hitting Coach Perry Roth
Coach Frank Jagoda

Rays Top 20 Prospects By MLB.com

1. Shane Baz, RHP	6. Curtis Mead, 3B/1B	11. Carlos Colmenarez, SS	16. Heriberto Hernandez, C/OF/1B
2. Josh Lowe, OF	7. Xavier Edwards, 2B/3B	12. Cole Wilcox, RHP	17. Nick Bitsko, RHP
3. Taj Bradley, RHP	8. Seth Johnson, RHP	13. Sandy Gaston, RHP	18. Tommy Romero, RHP
4. Vidal Brujan, OF/2B/SS	9. Carson Williams, SS	14. Ian Seymour, LHP	19. JJ Goss, RHP
5. Greg Jones, SS	10. Willy Vasquez, SS	15. Kameron Misner, OF	20. Austin Shenton, 3B

Notable Alumni

B.J. Upton	2003
Carl Crawford	2000
Rocco Baldelli	2001
Delmon Young	2004
Seth McClung	2000
Josh Hamilton	2000
Toby Hall	1998
Aubrey Huff	1998
Fernando Tatis	1995
Aaron Judge	2014
Danny Burawa	2011
Phil Hughes	2005
David Robertson	2007
Gary Sanchez	2012
Austin Jackson	2006, 2007
John Axford	2007
Eduardo Nunez	2006
Phil Coke	2005, 2006

The Tampa Bay Rays

Ballpark Name Tropicana Field
Address 1 Tropicana Dr., St. Petersburg, FL 33705
Phone (727) 825-3137
Website www.tbrays.com

Farm System

Triple-A Durham Bulls (INT)
Double-A Montgomery Biscuits (SOU)
Advanced Class-A Bowling Green Hot Rods (SAL)
Low Class-A Charleston RiverDogs (CAR)
Rookie FCL Rays (FCL)

Minor League Complex

Complex Charlotte Sports Park
Address 2300 El Jobean Road
City Port Charlotte, FL 33948
Phone (941) 235-5010

Home Facility


Ballpark Name (Built) Joseph P. Riley, Jr. Park (1997)
2021 Total Attendance 208,641
Capacity 6,000
Dimensions LF-305', CF-398', RF-337'

2022 Schedule

May 3	at Charleston (7:05 PM)
May 4	at Charleston (7:05 PM)
May 5	at Charleston (7:05 PM)
May 6	at Charleston (7:05 AM)
May 7	at Charleston (6:05 PM)
May 8	at Charleston (2:05 PM)
August 23	vs. Charleston (7:05 PM)
August 24	vs. Charleston (7:05 PM)
August 25	vs. Charleston (7:05 PM)
August 26	vs. Charleston (7:05 PM)
August 27	vs. Charleston (5:05 PM)
August 28	vs. Charleston (2:05 PM)

Woodpeckers vs. RiverDogs

All-Time Record:	0-6
All-Time Record at The Ballpark at Jackson	0-6
All-Time Record at MGM Park	0-0
Largest Margin of Victory	N/A
Largest Margin of Defeat	10, 12-2, 5/30/21
Most Runs Scored/Game	7, 5/27/21
Most Runs Allowed/Game	12, 5/30/21
Longest Winning Streak	N/A
Longest Losing Streak	6, 5/25/21-Pres
Series Sweeps, Woodpeckers	N/A
Series Sweeps, RiverDogs	6-game series, 5/25/21-5/30





Columbia FIREFLIES



1640 Fred Street
Columbia, SC 29201
www.ColumbiaFireflies.com
South Division
League Titles: None

Phone: (803) 726-4487
Fax: (803) 726-3126
@ColaFireflies
2021 Record: 48-71

Front Office

Team President..... Brad Shank
Media Contact John Kocsis Jr. (jkocsis@columbiafireflies.com)
Broadcaster John Kocsis Jr.

Field Staff

Manager Tony Pena Jr.
Pitching Coach John Habyan
Hitting Coach Jesus Azuaje
Bench Coach Glenn Hubbard

Royals Top 20 Prospects By MLB.com

1. Bobby Witt Jr., SS/3B	6. Nick Loftin, SS	11. Ben Kudrna, RHP	16. Ben Hernandez, RHP
2. MJ Melendez, C	7. Kyle Isbel, OF	12. Erick Pena, OF	17. Carter Jensen, C
3. Nick Pratto, 1B	8. Frank Mozzicato, LHP	13. Alec Marsh, RHP	18. Anthony Veneziano, LHP
4. Asa Lacy, LHP	9. Jonathan Bowlan, RHP	14. Angel Zerpa, LHP	19. Austin Cox, LHP
5. Vinnie Pasquantino, 1B	10. Jon Heasley, RHP	15. Peyton Wilson, 2B	20. Will Klein, RHP

Notable Alumni

P.J.Conlon	2016
Tyler Bashlor.....	2016
Merandy Gonzalez.....	2017
Kevin Kaczmarek.....	2016
Zac Grotz.....	2018
Anthony Kay.....	2018
Andres Gimenez.....	2017
Blake Taylor.....	2017
David Peterson.....	2018
Ali Sanchez.....	2017
Nabill Crismatt	2016

2022 Schedule NO REGULAR SEASON GAMES VS. COLUMBIA

Woodpeckers vs. Fireflies

All-Time Record:	2-4
All-Time Record at Segra Park	2-4
All-Time Record at Segra Stadium.....	0-0
Largest Margin of Victory	2, 5-3, 8/13/21
Largest Margin of Defeat.....	16, 21-5, 8/10/21
Most Runs Scored/Game.....	5, 8/13/21
Most Runs Allowed/Game.....	21 (franchise record), 8/10/21
Longest Winning Streak	N/A
Longest Losing Streak	3, 8/10/21-8/12/21
Series Sweeps, Woodpeckers	N/A
Series Sweeps, Fireflies.....	N/A

The Kansas City Royals

Ballpark Name Kauffman Stadium
Address 1 Royal Way, Kansas City, Mo 64129
Phone (816) 921-8000
Website..... www.royals.com

Farm System


Triple-A Omaha Storm Chasers (INT)
Double-A Northwest Arkansas Naturals (SOU)
Advanced Class-A Quad Cities River Bandits (MWL)
Low Class-A Columbia Fireflies (CAR)
Rookie AZL Royals Blue/Gold (AZL)

Minor League Complex

Complex Surprise Stadium
Address 15960 N Bullard Avenue
City Surprise, AZ 85374
Phone (623) 222-2222

Home Facility

Ballpark Name Segra Park (2016)
2018 Total Attendance 153,547
Capacity..... 9,902
Dimensions..... LF-319', CF-400', RF-330'
Press Box Phone..... (904) 358-2846 Ext. 109





Delmarva
SHOREBIRDS



6400 Hobbs Rd
Salisbury, MD 21804
www.milb.com/shorebirds
North Division
League Titles: 1997, 2000

Phone: (410) 219-3112
Fax: (410) 219-9164
@shorebirds
2021 Record: 68-52

Front Office

General Manager.....Chris Bitters
Media Contact.....Sam Jellinek (info@theshorebirds.com)
Broadcaster.....Sam Jellinek

Field Staff

Manager.....Felipe Alou Jr.
Pitching Coach.....Joe Haumacher
Hitting Coach.....Brink Ambler
Development Coach.....Collin Murray

Orioles Top 20 Prospects By MLB.com

- | | | | |
|----------------------------|------------------------|-----------------------|--------------------------|
| 1. Adley Rutschman, C | 6. Jordan Westburg, SS | 11. Connor Norby, 2B | 16. Hudson Haskin, OF |
| 2. Grayson Rodriguez, RHP | 7. Coby Mayo, 3B | 12. Cesar Prieto, INF | 17. Drew Rom, LHP |
| 3. Gunnar Henderson, SS/3B | 8. Kyle Stowers, OF | 13. Mike Baumann, RHP | 18. Kevin Smith, LHP |
| 4. Colton Cowser, RHP | 9. Heston Kjerstad, OF | 14. Terin Vavra, 2B | 19. Samuel Basallo, C |
| 5. D.L. Hall, LHP | 10. Kyle Bradish, RHP | 15. Joseph Ortiz, SS | 20. Maikol Hernandez, SS |

Notable Alumni

Michael Barrett.....1996
Erik Bedard.....2005
Mike Bordick.....2001
Zach Britton.....2008
Orlando Cabrera.....1996
Endy Chavez.....2012
Delino DeShields.....1999
Nick Markakis.....2004
Brian Roberts.....1999
Jayson Werth.....1998
Scott Williamson.....2007

The Baltimore Orioles

Ballpark Name.....Oriole Park at Camden Yards
Address.....333 W Camden St, Baltimore, MD 21201
Phone.....(410) 685-9800
Website.....www.orioles.com

Farm System

Triple-A.....Norfolk Tides (INT)
Double-A.....Bowie Bay Sox (EL)
Advanced Class-A.....Aberdeen IronBirds (SAL)
Low Class-A.....Delmarva Shorebirds (CAR)
Rookie.....FCL Orioles Black/Orange (FCL)

Minor League Complex

Complex.....Ed Smith Stadium
Address.....2700 12th St
City.....Sarasota, FL 34237
Phone.....(941) 893-6300

Home Facility

Ballpark Name (Built).....Arthur W. Perdue Stadium (2005)
2021 Total Attendance.....110,281
Capacity.....5,200
Dimensions.....LF-309', CF-402', RF-309'

2022 Schedule

June 7.....at Delmarva (7:05 PM)
June 8.....at Delmarva (7:05 PM)
June 9.....at Delmarva (7:05 PM)
June 10.....at Delmarva (7:05 PM)
June 11.....at Delmarva (7:05 PM)
June 12.....at Delmarva (2:05 PM)

Woodpeckers vs. Shorebirds

All-Time Record:.....0-0
All-Time Record at Arthur W. Perdue Stadium.....0-0
All-Time Record at Segra Stadium.....0-0
Largest Margin of Victory.....N/A
Largest Margin of Defeat.....N/A
Most Runs Scored/Game.....N/A
Most Runs Allowed/Game.....N/A
Longest Winning Streak.....N/A
Longest Losing Streak.....N/A
Series Sweeps, Shuckers.....N/A
Series Sweeps, Braves.....N/A





Down East
WOOD DUCKS



400 Grainger Ave
Kinston, NC 28501

Phone: (252) 686-5172

www.milb.com/down-east
North Division
League Titles: 2017

@GoWoodDucks
2021 Record: 72-48

Front Office

General Manager..... Jon Clemmons
Media Contact None
Broadcaster None

Field Staff

Manager Steve Mintz
Pitching Coach Demetre Kokoris
Hitting Coach Collin McBride
Development Coach Guilder Rodriguez
Development Coach Justin Jacobs

Rangers Top 20 Prospects By MLB.com

- | | | | |
|----------------------|---------------------------|--------------------------|----------------------------|
| 1. Jack Leiter, RHP | 6. Josh H Smith, SS | 11. Davis Wendzel, 3B | 16. Dustin Harris, 1B/OF |
| 2. Josh Jung, 3B | 7. Ezequiel Duran, INF | 12. Ricky Vinasco, RHP | 17. Aaron Zavala, OF |
| 3. Cole Winn, RHP | 8. Luisangel Acuna, SS/2B | 13. Trevor Hauver, OF/2B | 18. Sherten Apostel, 3B/1B |
| 4. Justin Foscoe, 2B | 9. Evan Carter, OF | 14. Yeison Morrobel, OF | 19. Steele Walker, OF |
| 5. Sam Huff, C/1B | 10. Maximo Acosta, SS | 15. Cameron Cauley, SS | 20. A.J. Alexy, RHP |

Notable Alumni

Sherten Apostel	2019
Wes Benjamin	2017
Emmanuel Clase	2019
Kyle Cody	2017
Brett Eibner	2018
Demarcus Evans	2019
Pete Fairbanks	2017, 2019
Anthony Gose	2018
Jonathan Hernandez	2017-2018
Sam Huff	2019
James Jones	2018
John King	2019
Brett Martin	2019
Yohander Mendez	2018
Joe Palumbo	2017-2018
Pedro Payano	2017
C.D. Pelham	2018
Ricardo Rodriguez	2017
Adrian Sampson	2017
Jeffery Springs	2017

The Texas Rangers

Ballpark Name Glove Life Field
Address 734 Stadium Drive, Arlington, TX 76011
Phone (817) 533-1972
Fax N/A
Website www.rangers.com

Farm System

Triple-A Round Rock Express (PCL)
Double-A Frisco RoughRiders (TEX)
Advanced Class-A Hickory Crawdads (SAL)
Low Class-A Down East Wood Ducks (CAR)
Rookie AZL Rangers (AZL)

Minor League Complex

Complex Tempe Diablo Stadium
Address 2200 W Alameda Dr.
City Tempe, AZ 85282
Phone (480) 350-5205

Home Facility

Ballpark Name (Built) Grainger Stadium (1949)
2021 Total Attendance 85,586
Capacity 3,410
Dimensions LF-335', CF-390', RF-335'

2022 Schedule

May 24	at Down East (7:00 PM)
May 25	at Down East (7:00 PM)
May 26	at Down East (7:00 PM)
May 27	at Down East (7:00 PM)
May 28	at Down East (5:00 PM)
May 29	at Down East (1:00 PM)
July 4	Down East (3:05 PM)
July 6	Down East (7:05 PM)
July 7	Down East (7:05 PM)
July 8	Down East (7:05 PM)
July 9	Down East (5:05 PM)
July 10	Down East (2:05 PM)
August 9	Down East (7:05 PM)
August 10	Down East (7:05 PM)
August 11	Down East (7:05 PM)
August 12	Down East (7:05 PM)
August 13	Down East (2:05 PM)
August 14	at Down East (7:05 PM)
August 30	at Down East (7:00 PM)
August 31	at Down East (7:00 PM)
September 1	at Down East (7:00 PM)
September 2	at Down East (5:00 PM)
September 3	at Down East (5:00 PM)
September 4	at Down East (1:00 PM)

Woodpeckers vs. Wood Ducks

All-Time Record: 17-23
All-Time Record at Grainger Stadium 6-9
All-Time Record at Segra Stadium 14-16
All-Time Record in Postseason 3-2
Largest Margin of Victory 8, 9-1, 8/29/21
Largest Margin of Defeat 10, 11-1, 8/15/19
Most Runs Scored/Game 14, 7/11/21
Most Runs Allowed/Game 15, 7/30/21
Longest Winning Streak 2, 7/7/21-7/9/21
Longest Losing Streak 6, 4/26/19-5/5/19
Series Sweeps, Wood Ducks 3g (2x, last 5/3/19-5/5/19)
Series Sweeps, Woodpeckers N/A





Fredericksburg
NATIONALS



42 Jackie Robinson Way
Fredericksburg, VA 22401
www.frednats.com
North Division
League Titles:

Phone: (540) 858-4242
Fax: N/A
@FXBGNats
2021 Record: 44-76

Front Office

General Manager.....Nick Hall
Media Contact Joey Zanaboni (jzanaboni@frednats.com)
BroadcasterJoey Zanaboni

Field Staff

Manager Jake Lowery
Pitching Coach Joel Hanrahan
Hitting Coach.....Delwyn Young
Development Coach Carmelo Jaime

Nationals Top 20 Prospects By MLB.com

- | | | | |
|--------------------------|--------------------------|---------------------------|---------------------------|
| 1. Cade Cavalli, RHP | 6. Andry Lara, RHP | 11. Aldo Ramirez, RHP | 16. Mitchell Parker, LHP |
| 2. Brady House, SS | 7. Gerardo Carrillo, RHP | 12. Yasel Antuna, SS/3B | 17. Branden Boissiere, 1B |
| 3. Cole Henry, RHP | 8. Joan Adon, RHP | 13. Matt Cronin, LHP | 18. Evan Lee, LHP |
| 4. Jackson Rutledge, RHP | 9. Armando Cruz, SS | 14. Jeremy De La Rosa, OF | 19. Donovan Casey, OF |
| 5. Cristhian Vaquero, OF | 10. Daylen Lile, OF | 15. Roismar Quintana, OF | 20. Drew Millas, C |

Notable Alumni

The Washington Nationals

Ballpark NameNationals Park
Address 1500 South Capitol St, Washington, D.C.
Phone (202) 675-6287
Fax..... N/A
Website..... www.nationalsl.com

Farm System


Triple-ARochester Red Wings (INT)
Double-A..... Harrisburg Senators (EL)
Advanced Class-A..... Wilmington Blue Rocks (SAL)
Low Class-A..... Fredericksburg Nationals (CAR)
Rookie GCL Nationals (GCL)

Minor League Complex

ComplexThe Ballpark of the Palm Beaches
Address 5444 Haverhill Rd
City West Palm Beach, FL 33407
Phone (561) 500-4487

Home Facility

Ballpark Name (Built).....Virginia Credit Union Stadium (2020)
2018 Total Attendance 199,071
Capacity.....5,000
Dimensions..... LF-326', CF-402', RF-327'



2022 Schedule

- May 31 Fredericksburg (7:05 PM)
June 1 Fredericksburg (7:05 PM)
June 2 Fredericksburg (7:05 PM)
June 3 Fredericksburg (7:05 PM)
June 4 Fredericksburg (5:05 PM)
June 5 Fredericksburg (2:05 PM)

Woodpeckers vs. FredNats

- All-Time Record:4-2
All-Time Record at Virginia Credit Union Stadium 0-0
All-Time Record at Segra Stadium.....4-2
Largest Margin of Victory 10, 10-0, 8/3/21
Largest Margin of Defeat..... 3, 4-1, 8/4/21
Most Runs Scored/Game..... 10 (2x) Last: 8/5/21
Most Runs Allowed/Game..... 5, 8/5/21
Longest Winning Streak 3, 8/5-8/7/21
Longest Losing Streak N/A
Series Sweeps, Woodpeckers N/A
Series Sweeps, FredNats N/A



Kannapolis CANNON BALLERS



210 Oak Ave
Kannapolis, NC 28081
www.kcballers.com
North Division
League Titles:

Phone: (704) 932-3267

@Kcannonballers
2021 Record: 40-79

Front Office

President Matt Millward
Media Contact Trevor Wilt (twilt@kcballers.com)
Broadcaster Trevor Wilt

Field Staff

Manager Guillermo Quiroz
Pitching Coach John Ely
Hitting Coach Cam Seitzer
Performance Coach Kevin Childs

White Sox Top 20 Prospects By MLB.com

1. Colson Montgomery, SS	6. Wes Kath, 3B	11. Matthew Thompson, RHP	16. Jimmy Lambert, RHP
2. Oscar Colas, OF	7. Jake Burger, 3B	12. Andrew Dalquist, RHP	17. Jason Lambert, RHP
3. Jose Rodriguez, SS	8. Romy Gonzalez, SS/2B	13. Sean Burke, RHP	18. Jonathan Stevier, RHP
4. Yoelqui Cespedes, OF	9. Bryan amos, 3B/2B	14. Micker Adolfo, OF	19. Tanner McDougal, OF
5. Norge Vera, RHP	10. Jared Kelley, RHP	15. Yolbert Sanchez, 2B/SS	20. Anderson Severino, LHP

Notable Alumni

The Chicago White Sox

Ballpark Name Guaranteed Rate Field
Address 333 W 35th St, Chicago, IL 60616
Phone (312) 674-1000
Fax N/A
Website www.whitesox.com

Farm System

Triple-A Charlotte Knights (INT)
Double-A Birmingham Barons (SOU)
Advanced Class-A Winston-Salem Dash (SAL)
Low Class-A Kannapolis Cannon Ballers (CAR)
Rookie ACL White Sox (ACL)

Minor League Complex

Complex Camelback Ranch - Glendale
Address 10710 W Camelbak Rd
City Phoenix, AZ 85037
Phone (623) 302-5000

Home Facility


Ballpark Name (Built) Atrium Health Ballpark (2021)
2018 Total Attendance 300,002
Capacity 4,930 (3,218 seated)
Dimensions LF-325', CF-400', RF-315'

2022 Schedule

April 8 at Kannapolis (7:00 PM)
April 9 at Kannapolis (6:30 PM)
April 10 at Kannapolis (1:00 PM)
April 26 Kannapolis (6:05 PM)
April 27 Kannapolis (11:05 AM)
April 28 Kannapolis (7:05 PM)
April 29 Kannapolis (7:00 PM)
April 30 Kannapolis (5:05 PM)
May 1 Kannapolis (2:05 PM)
May 17 at Kannapolis (6:00 PM)
May 18 at Kannapolis (11:00 AM)
May 19 at Kannapolis (7:00 PM)
May 20 at Kannapolis (7:00 PM)
May 21 at Kannapolis (6:30 PM)
May 22 at Kannapolis (1:00 PM)
June 14 Kannapolis (7:05 PM)
June 15 Kannapolis (7:05 PM)
June 16 Kannapolis (7:05 PM)
June 17 Kannapolis (7:05 PM)
June 18 Kannapolis (5:05 PM)
June 19 Kannapolis (2:05 PM)
July 22 at Kannapolis (7:00 PM)
July 23 at Kannapolis (6:30 PM)
July 24 at Kannapolis (1:00 PM)

Woodpeckers vs. Cannon Ballers

All-Time Record: 16-14
All-Time Record at Atrium Health Ballpark 5-7
All-Time Record at Segra Stadium 11-7
Largest Margin of Victory 10, 12-2, 5/16/21
Largest Margin of Defeat 13, 15-2, 7/21/21
Most Runs Scored/Game 12, 5/16/21
Most Runs Allowed/Game 13, 7/21/21
Longest Winning Streak 4, 5/11-5/14/21
Longest Losing Streak 6, 6/25-7/21/21
Series Sweeps, Woodpeckers N/A
Series Sweeps, Cannon Ballers N/A





Lynchburg HILLCATS

3180 Fort Ave
Lynchburg, VA 24501

www.lynchburg-hillcats.com

North Division

League Titles: 1978, 1983, 1984, 1997, 2002, 2009, 2012, 2017

Phone: (434) 528-1144

@LynHillcats

2021 Record: 58-62



Front Office

General Manager..... Chris Jones
Media Contact..... None
Broadcaster..... None

Field Staff

Manager..... Omir Santos
Pitching Coach..... Kevin Erminio
Hitting Coach..... Craig Massoni
Coach..... Daniel Robertson

Guardians Top 20 Prospects By MLB.com

- | | | | |
|------------------------|-------------------------|---------------------------|-----------------------------|
| 1. George Valera, OF | 6. Nolan Jones, 3B/OF | 11. Tanner Burns, RHP | 16. Bo Naylor, C |
| 2. Daniel Espino, RHP | 7. Gavin Williams, RHP | 12. Bryan Lavastida, C | 17. Cody Morris, RHP |
| 3. Gabriel Arias, INF | 8. Logan Allen, LHP | 13. Jhonkensy Noel, 3B/1B | 18. Richie Palacios, 2B/OF |
| 4. Brayan Rocchio, INF | 9. Jose Tena, INF | 14. Petey Halpin, OF | 19. Carson Tucker, SS |
| 5. Tyler Freeman, INF | 10. Angel Martinez, INF | 15. Steven Kwan, OF | 20. Peyton Battenfield, RHP |

Notable Alumni

Neil Walker..... 2005-2006
Nyjer Morgan..... 2005-2006
Rajai Davis..... 2004
Zach Duke..... 2004
Paul Maholm..... 2004
Jose Bautista..... 2003
Nate McLouth..... 2000-2002
John Grabow..... 2001
Bronson Arroyo..... 1997
Aramis Ramirez..... 1997
Jose Guillen..... 1996
Scott Iwerson..... 2004
Scott Hattenberg..... 1991
Lenny Dykstra..... 1983
Dwight Gooden..... 1983, 1987
Lloyd McClendon..... 1998-82
Darryl Strawberry..... 1981
Billy Beane..... 1981
Andreton Simmons..... 2014
Tommy La Stella..... 2016

2022 Schedule

September 6..... Lynchburg (7:05 PM)
September 7..... Lynchburg (7:05 PM)
September 8..... Lynchburg (7:05 PM)
September 9..... Lynchburg (7:05 PM)
September 10..... Lynchburg (5:05 PM)
September 11..... Lynchburg (2:05 PM)

Woodpeckers vs. Hillcats

All-Time Record:..... 8-7
All-Time Record at Bank of the James Stadium..... 3-4
All-Time Record at Segra Stadium..... 5-3
Largest Margin of Victory..... 6, 9-3, 5/25/19
Largest Margin of Defeat..... 7, 8-1, 7/18/19
Most Runs Scored/Game..... 10, 7/18/19
Most Runs Allowed/Game..... 8, 7/18/19
Longest Winning Streak..... 2, 2x, last: 7/24/19
Longest Losing Streak..... 2, 2x, last: 7/18-7/19/19
Series Sweeps, Woodpeckers..... N/A
Series Sweeps, Hillcats..... N/A

The Cleveland Guardians

Ballpark Name..... Progressive Field
Address..... 2401 Ontario St, Cleveland, OH 44115
Phone..... (216) 420-4487
Fax..... N/A
Website..... www.mlb.com/guardians

Farm System

Triple-A..... Columbus Clippers (INT)
Double-A..... Akron Rubber Ducks (EL)
Advanced Class-A..... Lake County Captains (MWL)
Low Class-A..... Lynchburg Hillcats (CAR)
Rookie..... ACL Indians (ACL)

Minor League Complex

Complex..... Goodyear Ballpark
Address..... 1933 S Ballpark Way
City..... Goodyear, AZ 85338
Phone..... (623) 882-3120

Home Facility

Ballpark Name (Built)..... Bank of the James Stadium (1940)
2021 Total Attendance..... 68,031
Capacity..... 4,281
Dimensions..... LF-325', CF-390', RF-325'





Myrtle Beach PELICANS

1251 21st Ave N
Myrtle Beach, SC 29577
www.myrtlebeachpelicans.com
South Division
League Titles: 1999, 2000, 2015, 2016

Phone: (843) 918-6000



@Pelicanbaseball
2021 Record: 59-61

Front Office

General Manager Kristin Call
Media Contact Sam Weiderhaft (media@myrtlebeachpelicans.com)
Broadcaster Sam Weiderhaft

Field Staff

Manager Buddy Bailey
Pitching Coach Clayton Mortensen
Hitting Coach Steven Pollakov
Bench Coach Jovanny Rosario

Cubs Top 20 Prospects By MLB.com

1. Brennan Davis, OF	6. Pete Crow-Armstrong, OF	11. Reginald Preciado, 3B/SS	16. Nelson Velazquez, OF
2. Cristian Hernandez, SS	7. Kevin Alcantara, OF	12. Kohl Franklin, RHP	17. Ryan Jensen, RHP
3. James Triantos, 2B/SS	8. Owen Caissie, OF	13. Miguel Amaya, C	18. Alexander Canario, OF
4. Caleb Kilian, RHP	9. DJ Herz, LHP	14. Ed Howard, SS/2B	19. Christian Franklin, OF
5. Jordan Wicks, LHP	10. Brailyn Marquez, LHP	15. Kevid Made, SS/3B	20. Yohendrick Pinango, OF

Notable Alumni

Elvis Andrus	2007
Jeff Francoeur	2004
Freddie Freeman	2009
Rafael Furcal	1999
Marcus Giles	1999
Tommy Hanson	2007
Matt Harrison	2006
Kyle Hendricks	2012
Jason Heyward	2008, 2009
Craig Kimbrel	2008, 2009
Adam LaRoche	2001, 2002
Jason Marquis	1999
Brian McCann	2004, 2009
Kris Medlen	2007
Rougned Odor	2013
Martin Prado	2005
Jarrod Saltalamacchia	2005
Julio Teheran	2010
Adam Wainwright	2002
Joey Gallo	2014

The Chicago Cubs

Ballpark Name Wrigley Field
Address 1060 W Addison St, Chicago, IL 60613
Phone (773) 404-2827
Fax N/A
Website www.cubs.com

Farm System

Triple-A Iowa Cubs (INT)
Double-A Tennessee Smokies (SOU)
Advanced Class-A South Bend Cubs (MWL)
Low Class-A Myrtle Beach Pelicans (CAR)
Rookie ACL Cubs (ACL)

Minor League Complex

Complex Sloan Park
Address 2330 W Rio Salado Pkwy
City Mesa, AZ 85201
Phone (480) 668-0500

Home Facility

Ballpark Name (Built) TicketReturn.com Field (1999)
2021 Total Attendance 173,243
Capacity 6,599
Dimensions LF-308', CF-400', RF-328'

2022 Schedule

July 12	at Myrtle Beach (7:05 PM)
July 13	at Myrtle Beach (7:05 PM)
July 14	at Myrtle Beach (7:05 PM)
July 15	at Myrtle Beach (7:05 PM)
July 16	at Myrtle Beach (6:05 PM)
July 17	at Myrtle Beach (6:05 PM)

Woodpeckers vs. Pelicans

All-Time Record:	16-8
All-Time Record at TicketReturn.com Field	7-1
All-Time Record at Segra Stadium	9-7
Largest Margin of Victory	9, 13-4, 8/4/19
Largest Margin of Defeat	7, 10-3, 8/2/19
Most Runs Scored/Game	13, 8/4/19
Most Runs Allowed/Game	12, 6/27/19
Longest Winning Streak	8, 4/13/19 - 6/23/19
Longest Losing Streak	3, 6/27-6/29/19
Series Sweeps, Woodpeckers	2x, Last: 6/20-6/23/19
Series Sweeps, Pelicans	N/A





Salem

RED SOX

1008 Texas St.
Salem, VA 24153

Phone: (540) 389-3333

www.salemsox.com

@salemredsox

North Division

2021 Record: 71-49

League Titles: 1955, 1965, 1972, 1974, 1987, 2001, 2013

Front Office

General Manager.....Allen Lawrence
Media Contact.....None
Broadcaster.....None

Field Staff

Manager.....Luke Montz
Pitching Coach.....Nick Green
Hitting Coach.....Nelson Paulino
Bench Coach.....Ako Thomas

Red Sox Top 20 Prospects By MLB.com

- | | | | |
|----------------------|-----------------------------|--------------------------|-----------------------------|
| 1. Marcelo Mayer, SS | 6. Jeter Downs, SS/2B | 11. Chris Murphy, LHP | 16. Thaddeus Ward, RHP |
| 2. Triston Casas, 1B | 7. Blaze Jordan, 3B | 12. Jay Groome, LHP | 17. Miguel Bleis, OF |
| 3. Nick Yorke, 2B | 8. Bryan Mata, RHP | 13. Matthew Lugo, SS | 18. Gilberto Jimenez, OF |
| 4. Jarren Duran, OF | 9. Brandon Walter, LHP | 14. Josh Winckowski, RHP | 19. Tyler McDonough, OF/2B |
| 5. Brayan Bello, RHP | 10. Wilkelman Gonzalez, RHP | 15. Connor Seabold, RHP | 20. Eddinson Paulino, 3B/2B |

Notable Alumni

Andrew Benintendi.....2016
Mookie Betts.....2013
Xander Bogaerts.....2012
Jackie Bradley Jr.....2012
Michael Chavis.....2016
Bobby Dalbec.....2018
Rafael Devers.....2016
Mauricio Dubon.....2015, 2016
Rich Hill.....2012
Tanner Houck.....2018
Michael Kopech.....2016
Manuel Margot.....2014, 2015
Daisuke Matsuzaka.....2012
Will Middlebrooks.....2010
Yohan Moncada.....2016
Daniel Nava.....2009
Ryan Pressly.....2011, 2012
Anthony Rizzo.....2010
Travis Shaw.....2012
Christian Vazquez.....2012

2022 Schedule

April 12.....Salem (7:05 PM)
April 13.....Salem (7:05 PM)
April 14.....Salem (7:05 PM)
April 15.....Salem (7:05 PM)
April 16.....Salem (5:05 PM)
April 17.....Salem (2:05 PM)
August 2.....at Salem (7:05 PM)
August 3.....at Salem (7:05 PM)
August 4.....at Salem (7:05 PM)
August 5.....at Salem (7:05 PM)
August 6.....at Salem (6:05 PM)
August 7.....at Salem (5:05 pm)

Woodpeckers vs. Red Sox

All-Time Record:.....7-9
All-Time Record at Salem Memorial Ballpark.....4-5
All-Time Record at Segra Stadium.....3-4
Largest Margin of Victory.....6, 10-4, 7/15/21
Largest Margin of Defeat.....10, 11-1, 7/2/19
Most Runs Scored/Game.....10, 7/15/21
Most Runs Allowed/Game.....16, 7/13/21
Longest Winning Streak.....3, 7/15 - 7/17/21
Longest Losing Streak.....5, 7/1/19-7/14/21
Series Sweeps, Woodpeckers.....N/A
Series Sweeps, Pelicans.....3 game series, 7/1-7/13/19

The Boston Red Sox

Ballpark Name.....Fenway Park
Address.....4 Jersey St, Boston, MA 02215
Phone.....(877) 733-7699
Fax.....N/A
Website.....www.redsox.com

Farm System


Triple-A.....Worcester Red Sox (INT)
Double-A.....Portland Sea Dogs (EL)
Advanced Class-A.....Greenville Drive (SAL)
Low Class-A.....Salem Red Sox (CAR)
Rookie.....FCL Red Sox (FCL)

Minor League Complex

Complex.....JetBlue Park
Address.....11500 Fenway South Drive
City.....Fort Myers, FL 33913
Phone.....(239) 226-4700

Home Facility

Ballpark Name (Built).....Salem Memorial Ballpark (1995)
2021 Total Attendance.....173,243
Capacity.....6,599
Dimensions.....LF-325', CF-401', RF-325'



WOODPECKERS HISTORY



ALL-TIME ROSTER

<i>A (2)</i>		
Abreu, Bryan	RHP	2019
Adams, Jake	1B	2019
Adolph, Ross	OF	2019
Alvarez, Jose	C	2021
Angarita, Alfredo	2B	2019
Araúz, Jonathan	2B	2019
Arias., Bryan	INF/OF	2021
Spencer Arrighetti	RHP	2021

<i>B (12)</i>		
#Baez, Pedro	RHP	2021
Barefoot, Matthew	OF	2021
Barry, Shea	RHP	2021
Batista, Edinson	RHP	2021
Beer, Seth	1B	2019
Berryhill, Luke	C/1B	2021
Betances, Jose	RHP	2021
Billingsley, Jacob	RHP	2019
Brockhouse, Walker	RHP	2019
Bravo, Jose	RHP	2019
Brewer, Jordan	OF	2019
Brown, Aaron	RHP	2021

	$\mathcal{C}(11)$	2021
Cabral, Riley	RHP	2019
Calderon, Carlos	RHP	2021
Castellanos, Humberto	RHP	2019
Castro, Ruben	C	2019
Ceballos, Yeremi	LHP	2019
Collado, Willy	RHP	2019
Conine, Brett	RHP	2019
Conn, Devin	RHP	2019
Corona, Kennedy	OF	2019
Correa, J.C.	INF	2021
Costes, Marty	I.F	2019

	<i>D (12)</i>	
Daniels, Zach	OF	2021
De La Cruz, Bryan	OF	2019
DeJuneas, Tommy	RHP	2019
De Paula, Braylan	LHP	2021
Deason, Cody	RHP	2019-21
DeLabajo, Jacob	RHP	2021
Diaz, Yainer	C	2021
Dirden, Justin	C	2021
Donato, Cinad	RHP	2019
Drennan, Whit	LHP	2021
Dubin, Sean	RHP	2019
Duncan, Janner	RHP	2019

Player Name	Position	Year
<i>E(0)</i>		
<i>F(5)</i>		
Feldmann, Brendan	RHP	2019
Figueroa, Miguel	RHP	2019
Flóres, Alejandro	C	2019
Ford, Kasey	RHP	2019
France, J. P.	RHP	2019

	<i>G(10)</i>	
Garcia, Elvis	RHP	2021
Garcia, Freylin	RHP	2021
Garcia, Ronny	RHP	2021
Garcia, Luis	OF	2019
Giron, Adonis	OF	2021
Gomez, Cesar	RHP	2021
Gonzalez, Cristian	SS	2021
Gonzalez, Joey	RHP	2019
Gruller, Kyle	RHP	2021
Guerrero, Luis	OF	2021

Author(s), Title	OF	$H(7)$	2021
Hamilton, Quincy	OF		2021
Hansen, Austin	RHP		2019
Hensley, David	2B		2019
Hernandez, Nick	RHP		2019
Hirald, Carlos	RHP		2021
Holcomb, Kevin	RHP		2021
Hurtado, Carlos	C		2021

Ivey, Tyler RHP *1(1)* 2019

#James, Josh	RHP	2021
Jaquez, Ernesto	RHP	2021
Javier, Cristian	RHP	2019
Jimenez, Alfredi	RHP	2021
Julks, Corey	OF	2019

	<i>K(2)</i>	
Kato, Kobe	2B	2021
Kouba, Rhett	RHP	2021

Loperfido, Joey	OF	2021
Lopez, Jairo	BHP	2021

	<i>M (12)</i>	
Machado, Carlos	OF	2021
Macuare, Angel	RHP	2021
Manea, Scott	C	2019

Martin, Hunter	RHP	2019
Martinez, Yohander	INF	2021
Mascai, Victor	C/1B	2021
Matijevic, J.J.	OF	2019
McDermott, Chayce	RHP	2021
Mejias, Christian	RHP	2021
Melendez, Jaime	RHP	2021
Mendoza, Sean	INF	2021
Meszáros, Janos	RHP	2021
Meyers, Jake	OF	2019
Mezquita, Cristofer	LHP	2021
Mocair Jr., Mark	RHP	2021
Mushinski, Parker	LHP	2019

	$N(0)$	
	$O(1)$	
Orr, Cody	OF	2021

<i>P(14)</i>		
Palma, Miguel	C	2021
Palmer, Alex	RHP	2021
Papierski, Michael	C	2019
Paredes, Enoli	RHP	2019
Paulino, Juan	C/1B	2021
Pena, Jeremy	INF	2019
#Perez, Cionel	LHP	2019
Perez, Joe	INF	2021
Perry, Nate	C/1B	2021
Pineda, Juan	RHP	2019
Pinto, Franklin	OF	2021
Plumlee, Peyton	RHP	2021
Procopio, Daniel	RHP	2021
#Pruitt, Austin	RHP	2021

	<i>R</i> (10)	
Ramírez, Yeuris	INF	2021
Ramírez, Yohan	RHP	2019
Reina, Fabricio	OF	2021
Robaina, Julio	LHP	2021
Rodríguez, Elian	RHP	2021
Rodríguez, Leovanny	RHP	2021
Rodríguez, Nerio	C	2021
Rodríguez, Nivaldo	C	2021
Rodríguez, Renirio	OF	2019
Rosado, Cesar	BHP	2019

Artist	Instrument	Year
Sandle, Michael	OF	2021
Saidana, Abdiel	RHP	2019
Salgado, Bryant	RHP	2021
Santabria, Carlos	RHP	2019
Sandoval, Edgardo	RHP	2019
Santos II, Alex	RHP	2021
Schreiber, Scott	OF	2019
Schroeder, Jayson	RHP	2021
Shaver, Colton	C	2019
Sierra, Miguelangel	SS	2019
Solomon, Peter	RHP	2019
Stevenson, Cal	CF	2019
Stevens, Chad	INF	2021

	<i>T</i> (5)	
Tamarez, Misael	RHP	2021
Taveras, Diosmerky	RHP	2021
Tokar, Heitor	RHP	2021
Taylor, Chandler	OF	2019
Torres, Joianse	RHP	2019

Urdaneta, Ronaldo	INF/OF	2021
-------------------	--------	------

	$V(1)$	
Valdez, Enmanuel	3B	2019
Vega, Luis	RHP	2021

	<i>W(4)</i>	
Wagner, Will	INF	2021
Whitcomb, Shay	INF	2021
Whitley, Forrest	RHP	2019
Williams, Justin	INF	2021

In the franchise's four-year history, 139 players have appeared on the Shuckers roster (60 position players and 80 pitchers). Nick Ramirez has appeared as both a pitcher and position player.

BOLD - Played in Major Leagues

* - Only appeared in postseason

- Rehab Assignment

+ - Played for Shuckers as Minor League player and appeared on Rehab Assignment

SINGLE-SEASON HIGHS AND LOWS				
TEAM BATTING	HIGH	YEAR(S)	LOW	YEAR(S)
Average	.246	2021	.245	2019
Runs	651	2021	622	2019
Hits	1,090	2021	971	2019
Doubles	248	2019	194	2021
Triples	27	2021	20	2019
Home Runs	123	2019	111	2021
RBI	600	2021	591	2019
Walks	532	2019	527	2021
Strikeouts	1,224	2019	1,214	2021
Stolen Bases	205	2021	69	2019
Caught Stealing	59	2019	56	2021
At-Bats	4,445	2019	3,950	2021
TEAM PITCHING	HIGH	YEAR(S)	LOW	YEAR(S)
ERA	5.00	2021	3.50	2019
Complete Games	1	2019	0	2021
Shutouts	14	2019	6	2021
Saves	30	2019	23	2021
Innings Pitched	1,195.2	2019	1,026.2	2021
Hits Allowed	923	2019	868	2021
Runs Allowed	671	2021	546	2019
Earned Runs Allowed	570	2021	465	2019
Home Runs Allowed	85	2021	77	2019
Hit Batsmen	111	2021	79	2019
Walks Allowed	691	2021	546	2019
Strikeouts	1,476	2019	1,224	2021
Wild Pitches	196	2021	113	2019
Average Against	.226	2021	.211	2019
GENERAL	HIGH	YEAR(S)	LOW	YEAR(S)
Wins	72	2019	55	2021
Losses	67	2019	65	2021
Winning Percentage	.518	2019	.458	2021
Home Wins	47	2018	35	2017
Home Losses	37	2019	34	2021
Road Wins	35	2019	20	2021
Road Losses	40	2021	34	2019
Extra-Inning Games	11	2019	8	2021
Extra-Inning Wins	3	2021	2	2019
Extra-Inning Losses	8	2019	5	2021
Errors	137	2021	133	2019

FRONT OFFICE	SINGLE-SEASON INDIVIDUAL RECORDS			
	INDIVIDUAL BATTING		PLAYER	YEAR
THE WOODPECKERS	Average (min. 2.7 PA/Game)	.266	Corey Julks	2019
		.258	Jake Meyers	2019
		.247	Nerio Rodriguez	2021
		.235	Scott Manea	2019
	Games	112	Miguelangel Sierra	2019
		108	Michael Papierski	2019
		102	Scott Manea	2019
		97	Corey Julks	2019
	At-Bats	374	Michael Papierski	2019
		369	Miguelangel Sierra	2019
MEDIA INFORMATION		350	Corey Julks	2019
		341	Jake Meyers	2019
	Runs	58	Michael Papierski	2019
		55	Jake Meyers	2019
		49	Jordan Brewer	2021
		48	Corey Julks	2019
	Hits	93	Corey Julks	2019
		88	Jake Meyers	2019
		87	Michael Papierski	2019
		80	Jonathan Arauz	2019
HOUSTON ASTROS	Doubles	28	Jake Meyers	2019
		25	Corey Julks	2019
		23	Colton Shaver	2019
		19	J.C. Correa, Jonathan Arauz	2021/2019
	Triples	4	Michael Sandle	2021
		3	Justin Dirden	2021
		3	Nerio Rodriguez	2021
		3	Corey Julks, Jake Meyers, Jeremy Pena	2019
	Home Runs	15	Jake Adams	2019
		14	Chandler Taylor	2019
2021 IN REVIEW		13	Miguelangel Sierra	2019
		12	Scott Manea	2019
	RBI	66	Jake Adams	2019
		50	Chandler Taylor	2019
		49	Scott Manea	2019
		46	Miguelangel Sierra	2019
	Walks	61	Michael Papierski	2019
		52	Corey Julks	2019
		50	Chandler Taylor	2019
		48	Nerio Rodriguez	2021
OPPONENTS	Strikeouts	146	Miguelangel Sierra	2019
		129	Chandler Taylor	2019
		101	Michael Papierski	2019
		90	Nerio Rodriguez	2021
	Stolen Bases	23	Ronaldo Urdaneta	2021
		21	Jordan Brewer	2021
		19	Kenedy Corona	2021
		18	Yeuris Ramirez	2021
	Caught Stealing	7	Kenedy Corona	2021
		7	J.C. Correa	2021
WOODPECKERS HISTORY		7	Michael Papierski	2019
		7	Chandler Taylor	2019
	Slugging Percentage	.428	Jake Meyers	2019
		.389	Corey Julks	2019
		.387	Scott Manea	2019
		.349	Nerio Rodriguez	2021
	On-Base Percentage	.369	Corey Julks	2019
		.351	Michael Papierski	2019
		.350	Nerio Rodriguez	2021
		.347	Scott Manea	2019
FAYETTEVILLE PRO BASEBALL				
58		2022 FAYETTEVILLE WOODPECKERS		

SINGLE-SEASON INDIVIDUAL RECORDS			
INDIVIDUAL PITCHING		PLAYER	YEAR
Wins	9	Joanse Torres	2019
	7	Leovanny Rodriguez	2019
	6	Shawn Dubin	2019
Losses	6	Luis Garcia	2019
	9	Chad Donato	2019
	9	J.P. France	2019
	7	Cesar Rosado	2019
	7	Cesar Gomez	2021
ERA (MIN. 50 IP)	1.94	Joanse Torres	2019
	2.42	Brett Conine	2019
	2.92	Nivaldo Rodriguez	2019
	3.02	Luis Garcia	2019
Games	34	Leovanny Rodriguez	2019
	32	Cesar Rosado	2019
	25	J.P. France	2019
	24	Jose Betances	2021
Games Started	20	J.P. France	2019
	18	Shawn Dubin	2019
	13	Chad Donato	2019
	12	Luis Garcia	2019
Complete Games	1	Joanse Torres	2019
Shutouts	2	Joanse Torres	2019
Saves	5	Cesar Rosado	2019
	3	Jose Betances, Carlos Hiraldo	2021
	3	Jacob Billingsley, Riley Cabral	2019
Innings Pitched	3	Humberto Castellanos, Willy Collado	2019
	100.1	J.P. France	2019
	98.2	Shawn Dubin	2019
	78.2	Joanse Torres	2019
Hits Allowed	74.0	Nivaldo Rodriguez	2019
	91	Cesar Gomez	2021
	88	J.P. France	2019
	81	Chad Donato	2019
Runs Allowed	74	Leovanny Rodriguez	2019
	58	Cesar Gomez	2021
	58	J.P. France	2019
	51	Jayson Schroeder	2021
ER Allowed	50	Chad Donato	2019
	53	Cesar Gomez	2021
	49	Jayson Schroeder	2021
	48	J.P. France	2019
Home Runs Allowed	45	Chad Donato	2019
	12	J.P. France	2019
	9	Chad Donato	2019
	7	Cesar Gomez	2021
Hit Batters	6	Leovanny Rodriguez	2019
	14	Jose Betances	2021
	13	Fabricio Reina	2021
	10	Jayson Schroeder	2021
Walks	10	Diosmerky Taveras	2021
	65	Jayson Schroeder	2021
	52	J.P. France	2019
	50	Fabricio Reina	2021
Strikeouts	43	Diosmerky Taveras	2021
	132	Aaron Wilkerson	2017
	108	Shawn Dubin	2019
	100	Luis Garcia	2019
Wild Pitches	81	Joanse Torres	2019
	19	Jayson Schroeder	2021
	16	Luis Garcia	2021
	16	Fabricio Reina	2021
	15	Diosmerky Taveras	2021

FRONT OFFICE

THE WOODPECKERS

MEDIA INFORMATION

HOUSTON ASTROS

2021 IN REVIEW

OPPONENTS

WOODPECKERS HISTORY

FAYETTEVILLE PRO BASEBALL

THE LAST TIME IT HAPPENED ...

THE LAST TIME A WOODPECKERS OFFENSE...

Scored 15+ Runs.....	15, 4/4/19 @ Potomac
Scored 10+ Runs.....	10, 9/17/21 vs. Carolina
Scored 5+ Runs In An Inning.....	5, 4th inning, 9/17/21 vs. Carolina
Had 20+ Hits.....	Never
Had 4+ Home Runs.....	4, 7/7/21 vs. Down East
Had 3+ Triples.....	Never
Had 5+ Doubles.....	7, 5/7/21 @ Carolina
Had 10+ Walks.....	15, 9/11/21 @ Kannapolis
Stole 5+ Bases.....	9, 6/17/21 @ Carolina
Had Fewer Than 2 Strikeouts.....	Never
Was Shut Out.....	8/08/2021 vs. Fredericksburg
Was Shut Out In Back-To-Back Games.....	Never

THE LAST TIME A WOODPECKERS PITCHING STAFF...

Pitched a Combined No-Hitter.....	5/14/21 vs. Kannapolis
Struck Out 20+ Batters.....	Never
Struck Out 15+ Batters.....	16, 7/23/21 vs. Kannapolis
Did Not Issue A Walk.....	6/24/21 @ Kannapolis
Shut Out An Opponent.....	8/3/21 vs. Fredericksburg
Recorded Back-To-Back Shutouts.....	6/6/21 vs Kannapolis (6-0) & 6/8/21 vs. Down East (3-0)

THE LAST TIME A WOODPECKERS DEFENSE...

Turned A Triple Play.....	Never
Had 3+ Errors.....	4, 6/27/21 @ Kannapolis
Surrendered an Inside-The-Park Home Run.....	Never

THE LAST TIME A WOODPECKERS BATTER HAD...

The Cycle.....	Never
5+ Hits.....	Never
3+ Doubles.....	Never
2+ Triples.....	Never
A Grand Slam.....	Adonis Giron, 8/22/21 vs. Myrtle Beach
3+ Home Runs.....	Never
2+ Home Runs.....	Nate Perry (2), 7/14/21 @ Salem
Inside-The-Park Home Run.....	Kobe Kato, 9/12/21 @ Kannapolis (5th inning)
5+ RBIs.....	Luke Berryhill (6), 7/13/21 @ Salem
10+ Total Bases.....	Luke Berryhill (10), 7/13/21 @ Salem
3+ Stolen Bases.....	Bryan Arias (3), 6/17/21 @ Carolina
A Steal Of Home.....	Never
Walk-Off Home Run.....	Yeuris Ramirez, 6/4/21 vs Kannapolis (2R home run)
Walk-Off Hit.....	Will Wagner, 10th inning single, 9/18/21

THE LAST TIME A WOODPECKERS PITCHER HAD...

A Perfect Game.....	Never
A No-Hitter.....	Never
A 9-Inning Complete Game.....	Never
A 7-Inning Complete Game.....	Jojanse Torres, 7/24/19 vs Lynchburg
A Complete-Game Shutout.....	Jojanse Torres, 7/24/19 vs Mississippi
2 Consecutive Complete Games.....	Never
A 1-Hitter.....	Never
10+ Strikeouts.....	Misael Tamarez (11), 8/4/21 vs. Fredericksburg

YEARLY BATTING LEADERS

YEAR	Average	Games	At-Bats	Runs
2019	Corey Julks- .266	Miguelangel Sierra- 112	Michael Papierski- 374	Michael Papierski- 58
2021	Nerio Rodriguez- .247	Nerio Rodriguez- 83	Nerio Rodriguez- 312	Jordan Brewer- 49

YEAR	Hits	Doubles	Triples	Home Runs
2019	Corey Julks- 93	Jake Meyers- 28	Julks/Meyers/Pena- 3	Jake Adams- 15
2021	Nerio Rodriguez- 77	J.C. Correa- 19	Michael Sandle- 4	Justin Dirden- 11

YEAR	Runs Batted In	Walks	Strikeouts	Stolen Bases
2019	Jake Adams- 66	Michael Papierski- 61	Miguelangel Sierra- 146	Corey Julks- 10
2021	Nerio Rodriguez- 43	Nerio Rodriguez- 48	Nerio Rodriguez- 90	Ronaldo Urdaneta- 23

YEARLY PITCHING LEADERS

YEAR	Wins	Losses	ERA (min. 50 IP)	Games
2019	Jojanse Torres- 9	Chad Donato/J.P. France- 9	Jojanse Torres- 1.94	Leovanny Rodriguez- 34
2021	Robaina/Tamarez- 4	Cesar Gomez- 7	Alfredi Jimenez- 4.11	Jose Betances- 24

YEAR	Saves	Innings-Pitched	Runs	Earned Runs
2019	Cesar Rosado- 5	J.P. France- 100.1	J.P. France- 58	J.P. France- 48
2021	Betances/Carlos Hiraldo- 3	Cesar Gomez- 70.0	Cesar Gomez- 58	Cesar Gomez- 53

YEAR	Walks	Strikeouts	Complete Games	Shutouts
2019	J.P. France- 52	Shawn Dubin- 132	Jojanse Torres- 1	Jojanse Torres- 1
2021	Jayson Schroeder- 65	Diosmerky Taveras- 72	N/A	N/A

CAREER BATTING LEADERS

Games		At-Bats		Runs		RBI	
Player	No.	Player	No.	Player	No.	Player	No.
Miguelangel Sierra	112	Michael Papierski	374	Michael Papierski	58	Jake Adams	66
Michael Papierski	108	Miguelangel Sierra	369	Jake Meyers	55	Chandler Taylor	50
Scott Manea	102	Corey Julks	350	Jordan Brewer	49	Scott Manea	49
Corey Julks	97	Jake Meyers	341	Corey Julks	48	Miguelangel Sierra	46
Jake Adams	91	Scott Manea	328	Miguelangel Sierra	45	Nerio Rodriguez	43

Doubles		Triples		Home Runs	
Player	No.	Player	No.	Player	No.
Jake Meyers	28	Michael Sandle	4	Jake Adams	15
Corey Julks	25	Julks/Meyers/Pena	3	Chandler	14
Colton Shaver	23	Dirden/Rodriguez	3	Miguelangel Sierra	13
Jonathan Arauz	19	Brewer/Correa	2	Scott Manea	12
J.C. Correa	19	De La Cruz/Schrieber/Taylor	2	Justin Dirden	11

Stolen Bases		Grand Slams		Hits	
Player	No.	Player	No.	Player	No.
Ronaldo Urdaneta	23	Jake Adams	1	Corey Julks	93
Jordan Brewer	21	Adonis Giron	1	Jake Meyers	88
Kenedy Corona	19			Michael Papierski	87
Yeuris Ramirez	18			Jonathan Arauz	80
Daniels/Whitcomb	14			Jake Adams	79

CAREER PITCHING LEADERS

Wins		Losses		Innings Pitched		Walks	
Player	No.	Player	No.	Player	No.	Player	No.
Jojanse Torres	9	Chad Donato	9	J.P. France	100.1	Jayson Schroeder	65
Leovanny Rodriguez	7	J.P. France	9	Shawn Dubin	98.2	J.P. France	52
Shawn Dubin	6	Cesar Rosado	7	Jojanse Torres	78.2	Fabricio Reina	50
Luis Garcia	6	Cesar Gomez	7	Nivaldo Rodriguez	74.0	Diosmerky Taveras	43
Robaina/Conine	4	Dubin/Rodriguez	5	Cesar Gomez	70.0	Shawn Dubin	42

Games Started		Saves		Strikeouts		Complete Games	
Player	No.	Player	No.	Player	No.	Player	No.
J.P. France	20	Cesar Rosado	5	Shawn Dubin	132	Jojanse Torres	1
Shawn Dubin	18	Billingsley/Cabral	3	Luis Garcia	108		
Chad Donato	13	Castellanos/Collado	3	J.P. France	100		
Luis Garcia	12	Betances/Hirald	3	Jojanse Torres	81		
Cesar Gomez	11	Tokar/Rodriguez	2	Brett Conine	80		

Shutouts	
Player	No.
Jojanse Torres	1

YEAR-BY-YEAR RESULTS

YEAR	PARENT CLUB	W-L	PCT.	FINISH	MANAGER
2019	Houston Astros	72-67	.518	3rd	Nate Shaver
2021	Houston Astros	55-65	.458	3rd	Ray Hernandez/Wladimir Sutil
TOTAL		127-132	.490		

Year-By-Year Attendance

Year	Attendance (League Rank)	Openings	Average (League Rank)	Cumulative Total
2019	246,962 (3)	68	3,632 (4)	436,939
2021	173,243 (5)	57	3,039 (5)	318,031
TOTAL	420,205	125	3,336	754,970

Segra Stadium Attendance Highs

Rank	Date	Attendance	Opponent	Result
1	4/18/19	6,202	CAR	L 7-5
2	7/3/21	5,817	CAR	L 16-4
3	5/4/19	5,794	DE	L, 5-4
4	7/3/19	5,782	SAL	L, 2-1
5	6/14/19	5,659	POT	W, 6-4
6	6/15/19	5,619	POT	W, 8-0
7	5/17/19	5,536	CAR	L, 9-2
8	9/17/21	5,426	CAR	W, 10-5
9	821/21	5,144	MB	W 5-4
10	7/26/19	5,122	CAR	W, 3-0

Opening Day Lineups

2019	4/4 at POT (W, 15-0)	2021	5/4 vs. CAR (L, 6-5)
Jake Meyers	CF	Ronaldo Urdaneta	SS
Corey Julks	LF	Matthew Barefoot	LF
Seth Beer	DH	J.C. Correa	2B
Jake Adams	1B	Nerio Rodriguez	C
Colton Shaver	3B	Juan Paulino	1B
Bryan De La Cruz	RF	Yeuris Ramirez	3B
Jonathan Arauz	SS	Carlos Machado	DH
Michael Papierski	C	Adonis Giron	RF
Alfredo Angarita	2B	Luis Guerrero	CF
Christian Javier	SP	Cesar Gomez	SP

Home Opener Lineups

2019	4/18 vs. CAR (L, 7-5)	2021	5/11 vs. KAN (W, 10-1)
Bryan De La Cruz	LF	Joe Perez	3B
Corey Julks	RF	Matthew Barefoot	DH
Seth Beer	DH	J.C. Correa	SS
Jake Adams	1B	Nerio Rodriguez	C
Colton Shaver	3B	Zach Daniels	CF
Jake Mayers	CF	Justin Dirden	RF
Jonathan Arauz	SS	Shay Whitcomb	2B
Michael Papierski	C	Yeuris Ramirez	1B
Miguelangel Sierra	2B	Ronaldo Urdaneta	LF
Enoli Paredes	SP	Alfredi Jimenez	SP

Monthly Records

2019	APRIL	MAY	JUNE	JULY	AUGUST	SEPTEMBER
Record	14-12	10-18	13-13	16-13	17-11	2-0
Batting	.250	.252	.239	.236	.250	.228
Pitching	3.26	3.98	3.25	3.61	3.44	2.50
2021	APRIL	MAY	JUNE	JULY	AUGUST	SEPTEMBER
Record	No games	9-15	11-14	13-15	14-12	8-9
Batting	-	.250	.251	.265	.237	.214
Pitching	-	4.76	4.75	6.09	4.70	4.38

BOLD denotes monthly best *Italics* denotes monthly worst

Monthly Home Run Breakdown

Year	April HRs	May HRs	June HRs	July HRs	August HRs	Sept. HRs	Total HRs Hit
2019	24	27	28	22	20	2	123
2021	-	23	22	28	22	16	111
Total	24	50	50	50	42	18	234

ALL-TIME DOUBLE HEADERS

OPP	DATE	SCORES	
vs. Carolina	4/20/2019	W, 3-2	W, 6-3
at Frederick	5/11/2019	L, 3-2	L, 3-2
at Lynchburg	7/18/2019	W, 10-6	L, 8-1
at Potomac	7/20/2019	L, 4-3	W, 5-4
vs. Lynchburg	7/24/2019	W, 4-3	W, 3-0
vs. Frederick	8/24/2019	L, 3-4	W, 1-0
vs. Down East	8/31/2019	W, 6-5	L, 3-0
vs. Down East	9/4/2019	L, 3-0	W, 3-0
vs. Down East	9/7/2019	L, 5-4	W, 7-2
vs. Kannapolis	6/4/2021	W, 7-2	W, 2-1
vs. Down East	6/11/2021	W, 10-9	L, 0-4
vs. Carolina	6/30/2021	W, 9-3	W, 12-9
vs. Down East	7/9/2021	W, 5-3	L, 11-9
vs. Kannapolis	7/21/2021	L, 5-4	L, 15-2

OPP	DATE	SCORES	
at Down East	7/29/2021	L, 8-7	L, 4-3
vs. Myrtle Beach	8/20/2021	L, 5-3	W, 3-1
at Down East	8/24/2021	L, 12-11	W, 4-2

ALL-TIME RECORD: 4-3-10 HOME: 4-1-7 ROAD: 0-2-3
W-L-S

ALL-TIME COMPLETE GAMES

7/24/2019 vs. Lynchburg	Jojanse Torres	7.0 IP	1 H	0 R	0 ER	1 BB	8 K	Won, 3-0
-------------------------	----------------	--------	-----	-----	------	------	-----	----------

ALL-TIME MULTI-HOME RUN GAMES

Date	Opponent	Player	Innings
8/17/2019	@ Frederick	Scott Manea	6th/8th
6/16/2021	@ Carolina	Luke Berryhill	3rd/8th
7/7/2021	vs. Down East	Ronaldo Urdaneta	2nd/8th
7/13/2021	@ Salem	Luke Berryhill	1st/4th
7/14/2021	@ Salem	Nate Perry	1st/5th

GRAND SLAMS

All-Time Grand Slams				
Date	Opponent	Player	Inning	Against
6/30/2019	@ Potomac	Jake Adams	4th	A.J. Bogucki
6/30/2019	vs. Myrtle Beach	Jake Adams	7th	Brian Glowicki
8/22/2021	vs. Myrtle Beach	Adonis Giron	8th	Gabriel Jaramillo

ALL-TIME ALL-STAR GAME APPEARANCES

2019 Carolina League AS Game

Frederick, MD.

Jake Adams	INF
Enoli Paredes	RHP
Yohan Ramirez	RHP
Corey Julks	OF
Jake Meyers	OF
Seth Beer	OF
Colton Shaver	DH

ALL-TIME POSTSEASON HISTORY

2019 // Carolina League Divisional Championship

Mgr (Affiliate)	Date	Opponent	W/L	Score
Nate Shaver (Astros)	9/4/19	Down East (Rangers)	Loss	3-0
	9/4/19	Down East	Win	3-0
	9/7/19	at Down East	Loss	5-4
	9/7/19	at Down East	Win	7-2
	9/8/19	at Down East	Win	6-3

Won best-of-five series over Down East, 3-2

The Fayetteville Woodpeckers carried their inaugural season into the 2019 postseason with a 3-2 series victory over the Down East Wood Ducks, earning the Carolina League South championship. In a double-header at Segra Stadium on September 4th, the Woodpeckers recovered from a 3-0 shutout loss in Game One with a 3-0 victory in the night cap. Austin Hansen and Humberto Castellanos combined for the 7-inning shutout while Jeremy Pena provided a big two-run home run in the bottom of the third inning to even the series. Another double-header split followed on September 7th, as Down East walked off Game Three in the bottom of the eighth inning on a Yohel Pozo RBI single off Riley Cabral. With the season on the line, Fayetteville took the second game behind a 6-inning 10-strikeout performance from Luis Garcia, forcing a Game Five in Kinston. In the only nine-inning game of the series, Fayetteville trailed 1-0 until Chandler Taylor evened the game with a solo HR in the sixth inning. Marty Costes jumped Fayetteville ahead with a two-run double in the 7th, and David Hensley helped ice the series with a two-run single en route to the 6-3 victory and a trip to the Carolina League Championship Series.

2019 // Carolina League Championship

Date	Opponent	W/L	Score
9/10/19	at Wilmington (Royals)	Win	3-1
9/11/19	at Wilmington	Loss	4-5
9/12/19	Wilmington	Win	2-1
9/13/19	Wilmington	Loss	0-2
9/14/19	Wilmington	Loss	0-2

Lost best-of-five series to Wilmington, 3-2

Fayetteville's inaugural campaign came one win shy of capping off a miracle season as the Woodpeckers fell in five games to the Wilmington Blue Rocks in the 2019 Carolina League Championship...David Hensley (3-for-5) and Michael Reed (2-for-5) paced the top of the lineup in Game One, helping the Woodpeckers to a 3-1 victory. Wilmington evened the series with a come-from-behind three-run 7th inning in Game Two as the series traveled to Segra Stadium. Hensley again left his mark on the series with a go-ahead two-run double in the sixth inning to take Game Three by a 2-1 score. Nivaldo Rodriguez delivered one of the shining pitching performances of the series, a quality start with seven strikeouts over six innings of work. Only one win shy of a league crown, the Woodpeckers offense ran a ground, getting shutout on consecutive nights. MJ Melendez homered in Game 4 to help lock up a 2-0 victory for the Blue Rocks and force an all-deciding Game Five. In the winner-take-all game at Segra Stadium Dennicher Carrasco broke up a scoreless tie in the fourth inning with a solo HR off Luis Garcia and Nick Pratto's RBI double in the ninth capped another 2-0 victory and a come-from-behind effort from Wilmington to take the Carolina League Championship.



WOODPECKERS FIRSTS

First Game	4/4/2019 @ Potomac (7:05 first pitch by Christian Javier to Cole Freeman)
First Pitch	Christian Javier (4/4/2019 @ POT)
First Run	Michael Papierski, 4/4/2019 @ Potomac (3rd inning)
First Hit	Michael Papierski, 4/4/2019 @ Potomac (3rd inning, double)
First Double	Michael Papierski, 4/4/2019 @ Potomac (3rd inning)
First Triple	Bryan De La Cruz, 4/4/2019 @ Potomac (4th inning)
First Home Run	Jake Adams, 4/4/2019 @ Potomac (4th inning)
First Grand Slam	Jake Adams, 4/4/2019 @ Potomac (4th inning)
First RBI	Corey Julks, 4/4/2019 @ Potomac (4th inning, scores Michael Papierski)
First Walk	Alfredo Angarita, 4/4/2019 @ Potomac (3rd inning)
First Strikeout	Jake Meyers, 4/4/2019 @ Potomac (1st inning)
First Hit by Pitch	Seth Beer, 4/4/2019 @ Potomac (4th inning, Carlos Acevedo)
First Stolen Base	Alfredo Angarita, 4/6/2019 @ Potomac (3rd Inning, 3rd base)
First Caught Stealing	Jake Meyers, 4/6/2019 @ Potomac (5th inning, 2nd base)
First Sacrifice Fly	Jake Adams, 4/6/2019 @ Potomac (5th, Corey Julks scores)
First Error	Alfredo Angarita, 4/6/2019 @ Potomac (1st inning, fielding error)
First Cycle	
First 2-Hit Game	Jake Meyers, Corey Julks, Jonathan Arauz, 4/4/2019 @ Potomac
First 3-Hit Game	Bryan De La Cruz, 4/4/2019 @ Potomac
First 4-Hit Game	Jake Adams, 4/4/2019 @ Potomac
First Inside-the-Park Home Run	Kobe Kato, 9/12/2021 @ Kannapolis
First 2-Home Run Game	Scott Manea, 8/17/2019 @ Frederick
First 3-Home Run Game	
First 2-RBI Game	Jake Meyers, Seth Beer, 4/4/2019 @ Potomac
First 3-RBI Game	Seth Beer, 4/9/2019 @ Frederick
First 4-RBI Game	Jake Adams (7), 4/4/2019 @ Potomac
First Win	Carlos Sanabria, 4/4/2019 @ Potomac
First Loss	Yohan Ramirez, 4/6/2019 @ Potomac
First Save	Cesar Rosado, 4/10/2019 @ Frederick
First Complete Game	Jojanse Torres (7 innings), 7/12/2019 vs. Winston-Salem
First Nine-Inning Complete Game	
First Shutout Win	4/4/2019 @ Potomac (15-0)
First No-Hitter	Schroeder/Jaquez/Macuare!, 5/14/21 vs. Kannapolis
First Extra-Inning Game	4/8/2019 @ Frederick (12 innings)
First Extra-Inning Win	4/8/2019 @ Frederick (8-5)
First Walk-Off Win	6/1/2019 vs Wilmington (2-1, Scott Schreiber solo HR)

SEGRA STADIUM FIRSTS

First Run	Seth Beer, 4/18/2019 vs. Carolina (4th inning solo HR)
First Hit	Bryan De La Cruz, 4/18/2019 vs. Carolina (1st inning single)
First Double	Jake Meyers, 4/18/2019 vs. Carolina (4th inning)
First Triple	Michael Papierski, 5/13/2019 vs. Salem (9th inning)
First Home Run	Seth Beer , 4/18/2019 vs. Carolina (4th inning solo HR)
First Grand Slam	Jake Adams, 6/30/2019 vs. Myrtle Beach (7th inning)
First RBI	Seth Beer, 4/18/2019 vs. Carolina (4th inning solo HR)
First Walk	Jake Adams, 4/18/2019 vs. Carolina (4th inning)
First Strikeout	Jake Meyers, 4/18/2019 vs. Carolina (2nd inning, looking)
First Stolen Base	Corey Julks, 4/23/2019 vs. Frederick (1st inning)
First Sacrifice Fly	Jake Meyers , 4/24/2019 vs. Frederick (3rd inning, scores Colton Shaver)
First Error	Enoli Paredes, 4/18/2019 vs. Carolina (3rd inning, dropped foul pop)
First Inside-the-Park Home Run	
First 2-Home Run Game	Ronaldo Urdaneta, 7/7/21 vs. Down East
First 3-Home Run Game	
First Win	Jose Bravo, 4/20/2019 vs. Carolina
First Loss	Leovanny Rodriguez, 4/18/2019 vs. Carolina
First Save	Carlos Sanabria, 4/30/2019 vs. Carolina
First Complete Game	
First Nine-Inning Complete Game	
First Shutout Win	4/29/2019 vs Lynchburg
First No-Hitter	5/14/21 vs. Kannapolis (Schroeder/Jaquez/Macuare)
First Extra-Inning Win	7/24/2019 vs Lynchburg (4-3 in 8 innings)

FAYETTEVILLE PRO BASEBALL HISTORY



FRONT OFFICE	FAYETTEVILLE PROFESSIONAL BASEBALL
	<p>The 2019 inaugural season for the Fayetteville Woodpeckers and the grand opening of Segra Stadium marked the arrival of the first professional team in the area in over 20 years since the days of the Fayetteville Generals and Cape Fear Crocs. Prior to the Generals era, the history of professional baseball in Fayetteville dates back much further to the early 1900's. Local historians have been able to piece together the story of Fayetteville baseball through newspaper archives and eyewitness accounts.</p>
THE WOODPECKERS	<p>The history of minor league baseball in the Fayetteville area dates back to at least 1909, when the Class D Fayetteville Highlanders joined the Eastern Carolina League, playing at Cape Fear Fairgrounds Park in 1909 and 1911. The ballpark was located on Gillespie Street in Fayetteville. The site has a marker for a Babe Ruth home run believed to be his first professional home-run hit in a March 1914 Spring Training game for the Baltimore Orioles, then a minor league franchise. During the 1910 season, the Highlanders captured the Eastern Carolina League championship with Olympic Champion and Pro Football Hall of Famer Jim Thorpe as a member of the roster and Charles C.A. Clancy as the reported manager of the team.</p>
MEDIA INFORMATION	<p>With the rise of World War I, the Highlanders ended operations until 1928. North Carolina Governor Bickett pronounced himself against professional baseball at the time saying, "The man who is able to play professional baseball ought to be either in a trench or in a furrow." In 1928-29 the Fayetteville Highlanders returned to the Class D Eastern Carolina League and featured future Pittsburgh Pirates infielder Pep Young during the 1928 season and Brooklyn Dodgers pitcher Van Mugo in 1929</p>
HOUSTON ASTROS	<p>After another minor league hiatus in the 30's, the Fayetteville Cubs in 1946-48 took shape as an affiliate all three seasons for the major league Chicago Cubs. The Cubs competed in the Class D Coastal Plain League in its inaugural year and shifted to the Class B Tri-State League for the 1947-48 campaigns. In 1950, Fayetteville joined the Class B Carolina Baseball League and operated as a farm team of the Philadelphia Athletics, playing in its fourth league since 1946. The Fayetteville Hilanders (correct spelling for the 1953 to 1956 team) returned from 1953-56 as part of the Class B Carolina League. Fayetteville became a Baltimore affiliate in 1955 and a Cleveland affiliate in 1956, defeating Danville in a best-of-seven championship series to win the title. The 1956 championship to this day is the last one won by a professional baseball team in Fayetteville. After the championship the Hilanders folded the following season.</p>
2021 IN REVIEW	<p>Fayetteville had a 31 year absence from minor league baseball which ended in 1987 when the Fayetteville Generals, a Detroit Tigers affiliate, joined the Class A South Atlantic League. Charles Padgett, Don Koonce, and Jimmy Bunce paid \$500,000 for the franchise that struggled financially until the 1989 season but then posted several positive years financially and with attendance in the early 90's. The Fayetteville Generals' uniforms were featured in the movie "Bull Durham." They also helped develop a number of major league players to include Travis Fryman, Juan Encarnacion, Frank Carlanotto, Gabe Kapler and others, before the end of their 10-year association in 1996. During the first season of the Generals, Fayetteville also opened the gates of newly constructed J.P. Riddle Stadium. Still standing today, it has a seating capacity of about 2,500 and was the home of all professional baseball in Fayetteville until the construction of Segra Stadium.</p>
OPPONENTS	<p>The next team to play in Fayetteville was the Cape Fear Crocs who arrived in 1997, an affiliate of the Montreal Expos. Some of the young Crocs' players who went on to the major leagues included Milton Bradley, Brandon Phillips, Cliff Lee and Brian Schneider. The Cape Fear Crocs won the 1999 second-half Northern Division title, but were unable to claim a South Atlantic League Championship during their history. The downfall of the Crocs was facility deficiencies and sagging attendance, resulting in the franchise being sold and moved to Lakewood, New Jersey.</p>
WOODPECKERS HISTORY	<p>The Fayetteville Swamp Dogs kept baseball alive in the years that followed. Founded in 2001, the independent franchise competed in the wooden-bat Coastal Plain League. Big league alumni include pitcher David Aardsma, slugger Mark Reynolds, pitcher Carter Capps and outfielder Andy Dirks. The team announced on October 3, 2019 that they would sit out the 2020 Coastal Plain League season and relocate afterwards, having failed to reach a new lease agreement at J. P. Riddle Stadium</p>
FAYETTEVILLE PRO BASEBALL	<p>In August of 2016, a two-team expansion of the Carolina League was approved and the Fayetteville City Council approved plans to build a new stadium by 2019. The startup franchise played as the Buies Creek Astros in 2017-18 and played its home games at Jim Perry Stadium on the campus of Campbell University, winning a Carolina League Championship in 2018. The Woodpeckers then took over the newest era of baseball in 2019.</p>
	<div>68</div> <div>2022 FAYETTEVILLE WOODPECKERS</div>

FAYETTEVILLE HIGHLANDERS/HILANDERS

Year	League	CLASS	W-L	Finish	Manager	Stadium
1909	Fayetteville Highlanders/Eastern Carolina Lg.	D	49-41	3rd	Charles E. Moss, Charles Clancy	Cape FearFairgrounds
1910	Fayetteville Highlanders/Eastern Carolina Asso.	D	47-37	1st	Charles Clancy	Cape Fear Fairgrounds
1928	Fayetteville Highlanders/Eastern Carolina Lg.	D	53-60	5th	Lee Gooch, Pooly Hubert	Cape Fear Fairgrounds
1929	Fayetteville Highlanders/Eastern Carolina Lg.	D	55-62	4th	Cy Chislom, Marty Walters	Cape Fear Fairgrounds
1953	Fayetteville Hilanders/Carolina League	A	44-95	8th	Bill Bergeron, Kemp Wicker	Pittman Stadium
1954	Fayetteville Hilanders/Carolina League	A	86-51	1st	Hugh Taylor, Aaron Robinson	Pittman Stadium
1955	Fayetteville Hilanders/Carolina League	A	70-67	3rd	Aaron Robinson, Jack McKeon	Pittman Stadium
1956	Fayetteville Hilanders/Carolina League	A	78-71	4th	Dutch Meyer	Pittman Stadium

Players of Note

Jim Thorpe (OF, P)
1910 Fayetteville Highlanders
1913-19 New York Giants
1919 Boston Braves

Johnny Allen (P)
1928 Fayetteville Highlanders
1932-35 New York Yankees
1936-40 Cleveland Indians
1941-43 Brooklyn Dodgers
1943-44 New York Giants

Ken Deal (P)
1955 Fayetteville Highlanders

Pep Young (2B)
1928 Fayetteville Highlanders
1933-40 Pittsburgh Pirates
1945 St. Louis Cardinals

Dan Osinski (RP)
1956 Fayetteville Hilanders
1962-64 Los Angeles Angels
1965 Milwaukee Braves
1966-67 Boston Red Sox
1969 Chicago White Sox
1970 Houston Astros


Wynn Hawkins (P)
1956 Fayetteville Hilanders
1960-62 Cleveland Indians



Jack Sanford (1B)
1955 Fayetteville Hilanders
1940-41 Washington Senators
1946 Washington Senators

Jose Zardon (OF)
1953 Fayetteville Hilanders
1947-51 Havana Cubans
1945 Washington Senators

Aaron Robinson (C)
1943-47 New York Yankees
1948 Chicago White Sox
1949-51 Detroit Tigers
-1951 Boston Red Sox
- 1954 Fayetteville Hilanders (player/manager)
- 1955 Fayetteville Hilanders (manager).



Erskine Mayer (P)
1910 Fayetteville Highlanders
1912-1919 Philadelphia Phillies
1918-19 Pittsburgh Pirates
1919 Chicago White Sox
1939-47 Brooklyn Dodgers
1948-49 Pittsburgh Pirates



The 1956 Fayetteville Hilanders won the Carolina League championship in their final year of operation. They are the last team to win a minor league championship in Fayetteville.


FAYETTEVILLE GENERALS & CAPE FEAR CROCS

Year	League	CLASS	W-L	Finish	Manager	Stadium
1987	Fayetteville Generals/South Atlantic League	A	65-74	9th	Johnny Lipon	J.P. Riddle Stadium
1988	Fayetteville Generals/South Atlantic League	A	62-73	10th	Leon Roberts	J.P. Riddle Stadium
1989	Fayetteville Generals/South Atlantic League	A	70-69	6th	Gene Roof	J.P. Riddle Stadium
1990	Fayetteville Generals/South Atlantic League	A	82-61	2nd	Gene Roof	J.P. Riddle Stadium
1991	Fayetteville Generals/South Atlantic League	A	58-79	13th	Gerry Groninger	J.P. Riddle Stadium
1992	Fayetteville Generals/South Atlantic League	A	74-67	5th	Gerry Groninger	J.P. Riddle Stadium
1993	Fayetteville Generals/South Atlantic League	A	75-66	5th	Mark Wagner	J.P. Riddle Stadium
1994	Fayetteville Generals/South Atlantic League	A	62-75	10th	Dwight Lowry	J.P. Riddle Stadium
1995	Fayetteville Generals/South Atlantic League	A	86-55	1st	Dwight Lowry	J.P. Riddle Stadium
1996	Fayetteville Generals/South Atlantic League	A	76-63	5th	Dwight Lowry	J.P. Riddle Stadium
1997	Cape Fear Crocs/South Atlantic League	A	66-74	9th	Phil Stephenson	J.P. Riddle Stadium
1998	Cape Fear Crocs/South Atlantic League	A	80-61	4th	Luis Dorante	J.P. Riddle Stadium
1999	Cape Fear Crocs/South Atlantic League	A	75-65	5th	Frank Kremblas	J.P. Riddle Stadium
2000	Cape Fear Crocs/South Atlantic League	A	64-74	10th	Bill Masse	J.P. Riddle Stadium

Players of Note

Gabe Kapler (C)

1996 Fayetteville Generals
 1998-99 Detroit Tigers
 2000-02 Texas Rangers
 2002-03 Colorado Rockies
 2003-06 Boston Red Sox
 2008 Milwaukee Brewers
 2009-10 Tampa Bay Rays
 Current - SF Giants Manager



Travis Fryman (INF)

1988 Fayetteville Generals
 1990-97 Detroit Tigers
 1998-2002 Cleveland Indians

Frank Catalanotto (INF)

1994 Fayetteville Generals
 1997-99 Detroit Tigers
 2000-02 Texas Rangers
 2003-06 Toronto Blue Jays

Juan Encarnacion (OF)

1994 Fayetteville Generals
 1997-2001 Detroit Tigers
 1945 St. Louis Cardinals

Milton Bradley (OF)

1998 Cape Fear Crocs
 2000-01 Montreal Expos
 2001-03 Cleveland Indians
 2004-05 Los Angeles Dodgers

Cliff Lee (P)

2000 Cape Fear Crocs
 2002-2009 Cleveland Indians
 2010 Texas Rangers
 2011-14 Philadelphia Phillies

Brandon Phillips (2B)

2000 Cape Fear Crocs
 2002-05 Cleveland Indians
 2006-16 Cincinnati Reds

Brian Schneider (OF)



1997-98 Cape Fear Crocs
 2000-04 Montreal Expos
 2005-07 Washington Nationals
 2008-09 New York Mets
 2010-12 Philadelphia Phillies

Scott Strickland (P)

1997-98 Cape Fear Crocs
 1999-2002 Montreal Expos
 2002-03 New York Mets
 2005 Houston Astros
 2010 Florida Marlins

Jorge Julio (P)

1998 Cape Fear Crocs
 2001-05 Baltimore Orioles
 2006 New York Mets and Arizona Diamondbacks
 2007 Florida Marlins and Colorado Rockies
 2008 Cleveland Indians and Atlanta Braves
 2009 Milwaukee Brewers



Gabe Kapler batted .300, hit 26 HR and drove in 99 RBI for the 1996 Fayetteville Generals. He is currently the manager of the San Francisco Giants.



2022 WOODPECKERS SEASON SCHEDULE

AWAY

HOME

APRIL

SUN	MON	TUE	WED	THU	FRI	SAT
					1	2
3	4	5	6	7	8 KAN	9 KAN
10 KAN	11 OFF	12 SAL 7:05 P.M.	13 SAL 7:05 P.M.	14 SAL 7:05 P.M.	15 SAL 7:05 P.M.	16 SAL 5:05 P.M.
17 SAL 2:05 P.M.	18 OFF	19 AUG	20 AUG	21 AUG	22 AUG	23 AUG
24 AUG	25 OFF	26 KAN 6:05 P.M.	27 KAN 11:05 A.M.	28 KAN 7:05 P.M.	29 KAN 7:05 P.M.	30 KAN 5:05 P.M.

JUNE

SUN	MON	TUE	WED	THU	FRI	SAT
			1 FBG 7:05 P.M.	2 FBG 7:05 P.M.	3 FBG 7:05 P.M.	4 FBG 5:05 P.M.
5 FBG 2:05 P.M.	6 OFF	7 DEL	8 DEL	9 DEL	10 DEL	11 DEL
12 DEL	13 OFF	14 KAN 7:05 P.M.	15 KAN 7:05 P.M.	16 KAN 7:05 P.M.	17 KAN 7:05 P.M.	18 KAN 5:05 P.M.
19 KAN 2:05 P.M.	20 OFF	21 AUG 7:05 P.M.	22 AUG 7:05 P.M.	23 AUG 7:05 P.M.	24 AUG 7:05 P.M.	25 AUG 5:05 P.M.
26 AUG 2:05 P.M.	27 OFF	28 CAR	29 CAR	30 CAR		

AUGUST

SUN	MON	TUE	WED	THU	FRI	SAT
	1 OFF	2 SAL	3 SAL	4 SAL	5 SAL	6 SAL
7 SAL	8 OFF	9 DE 7:05 P.M.	10 DE 7:05 P.M.	11 DE 7:05 P.M.	12 DE 7:05 P.M.	13 DE 5:05 P.M.
14 DE 2:05 P.M.	15 OFF	16 CAR	17 CAR	18 CAR	19 CAR	20 CAR
21 CAR	22 OFF	23 CSC 7:05 P.M.	24 CSC 7:05 P.M.	25 CSC 7:05 P.M.	26 CSC 7:05 P.M.	27 CSC 5:05 P.M.
28 CSC 2:05 P.M.	29 OFF	30 DE	31 DE			

All dates are subject to change

MAY

SUN	MON	TUE	WED	THU	FRI	SAT
1 KAN 2:05 P.M.	2 OFF	3 CSC	4 CSC	5 CSC	6 CSC	7 CSC
8 CSC	9 OFF	10 CAR 7:05 P.M.	11 CAR 7:05 P.M.	12 CAR 7:05 P.M.	13 CAR 7:05 P.M.	14 CAR 5:05 P.M.
15 CAR 2:05 P.M.	16 OFF	17 KAN	18 KAN	19 KAN	20 KAN	21 KAN
22 KAN	23 OFF	24 DE	25 DE	26 DE	27 DE	28 DE
29 DE	30 OFF	31 FBG 7:05 P.M.				

JULY

SUN	MON	TUE	WED	THU	FRI	SAT
					1 CAR	2 CAR
3 CAR	4 DE 3:05 P.M.	5 OFF	6 DE 7:05 P.M.	7 DE 7:05 P.M.	8 DE 7:05 P.M.	9 DE 5:05 P.M.
10 DE 2:05 P.M.	11 OFF	12 MB	13 MB	14 MB	15 MB	16 MB
17 MB	18 OFF	19 OFF	20 OFF	21 OFF	22 KAN	23 KAN
24 KAN	25 OFF	26 CAR 7:05 P.M.	27 CAR 7:05 P.M.	28 CAR 7:05 P.M.	29 CAR 7:05 P.M.	30 CAR 5:05 P.M.
31 CAR 2:05 P.M.						

SEPTEMBER

SUN	MON	TUE	WED	THU	FRI	SAT
				1 DE	2 DE	3 DE
4 DE	5 OFF	6 LYN 7:05 P.M.	7 LYN 7:05 P.M.	8 LYN 7:05 P.M.	9 LYN 7:05 P.M.	10 LYN 5:05 P.M.
11 LYN 2:05 P.M.						

LOW-A EAST TEAMS

AUG - AUGUSTA GREENJACKETS
CAR - CAROLINA MUDCATS
CSC - CHARLESTON RIVERDOGS
COL - COLUMBIA FIREFLIES
DEL - DELMARVA SHOREBIRDS
DE - DOWN EAST WOOD DUCKS

FAY - FAYETTEVILLE WOODPECKERS
FBG - FREDERICKSBURG NATIONALS
KAN - KANNAPOLIS CANNON BALLERS
LYN - LYNCHBURG HILLCATS
MB - MYRTLE BEACH PELICANS
SAL - SALEM RED SOX